



LOUISIANA TECH

27 NCAA Tournaments * 13 Final Fours *
8 National Title Games * 3 National Titles (1981 AIAW, 1982 NCAA, 1988 NCAA)

Game 8 LA Tech vs. Mississippi Valley State

Matchup: LA Tech vs. Mississippi Valley State
Date/Time: Sunday, December 5 at 2:00 p.m.
Location: Thomas Assembly Center (Ruston, La.)
Series History: LA Tech Leads 1-0
Last Meeting: LA Tech 95, MVSU 51
December 1, 1989

Media: CUSA.TV
Radio: LA Tech Sports Network (97.7 FM)
Talent: Kyle Roberts (PxP)

2021-22 Schedule

November	Media	Time/Result
9 Jarvis Christian College	CUSA.tv	W, 103-53
12 LSU-Alexandria	CUSA.tv	W, 95-48
19 at Ole Miss	SEC Network+	L, 44-62
22 Nicholls State	CUSA.tv	W, 77-48
26 vs. Boise State %	pac12.com	W, 60-57
27 at Colorado %	pac12.com	L, 48-59
December		
2 at Louisiana-Monroe	ESPN+	W, 64-48
5 Mississippi Valley State	CUSA.tv	2 p.m.
10 Sam Houston	CUSA.tv	6:30 p.m.
19 at Louisiana-Lafayette	ESPN+	4 p.m.
22 at McNeese State	TBA	6:30 p.m.
30 at Marshall*	CUSA.tv	5 p.m.
January		
1 at WKU*	CUSA.tv	2 p.m.
6 UTEP*	CUSA.tv	6:30 p.m.
8 UTSA*	CUSA.tv	2 p.m.
13 at Southern Miss*	CUSA.tv	6 p.m.
16 Southern Miss*	CUSA.tv	2 p.m.
22 at UAB*	CUSA.tv	2 p.m.
27 at Rice*	CUSA.tv	6 p.m.
29 at North Texas*	CUSA.tv	3:30 p.m.
February		
3 FAU*	CUSA.tv	6:30 p.m.
5 FIU*	ESPN+	2 p.m.
10 Charlotte*	CUSA.tv	6:30 p.m.
17 at UTEP*	CUSA.tv	8 p.m.
19 at UTSA*	CUSA.tv	2 p.m.
24 Rice*	ESPN+	6:30 p.m.
26 North Texas*	CUSA.tv	2 p.m.
March		
2 Old Dominion*	CUSA.tv	5:30 p.m.
5 UAB*	CUSA.tv	2 p.m.
8-12 at C-USA Tourney^		

All Game Times are CT and subject to change

* indicates C-USA contest

% Rocky Mountain Hoops Classic (Boulder, Colo.)

^ - C-USA Tournament (Frisco, Texas)

MATCHUP



LA TECH LADY TECHSTERS (4-2, 0-0)

Head Coach: Brooke Stoehr

Record at LA Tech: 84-68 (6th year)

Career Record: 155-126 (10th year)



MVSU DEVILETTES (0-5, 0-0)

Head Coach: Ashley Walker-Johnson

Record at School: 14-98 (5th year)

Career Record: 53-115 (7th year)

LA Tech Storylines

* Louisiana Tech (4-2, 0-0 C-USA) returns to the Thomas Assembly Center on Sunday afternoon for a 2 p.m. match with Mississippi Valley State (0-5, 0-0 SWAC).

* Mississippi Valley State is winless on the year but have played a string of tough opponents in Ole Miss, UAB, Murray State, South-east Missouri State and Southern Miss.

* LA Tech leads the series 1-0, with the one meeting coming back during the 1989-90 season. LA Tech claimed the victory over the Devilettes, 95-51, on Dec. 1, 1989 in Ruston.

* Louisiana Tech is 35-2 all-time against current members of the Southwestern Athletic Conference, including a winning record against every member except for Alabama State, Bethune-Cookman and Arkansas-Pine Bluff which it has never played.

* Following Sunday's game, Louisiana Tech will return to the court to take on Sam Houston on Friday, Dec. 10 at 6:30 p.m. inside the Thomas Assembly Center.

* She secured her ninth career double-double with a 20 point, 14 rebound effort in the Lady Techsters 64-48 win at ULM on Dec. 2. It was the 26th time in her career scoring in double-figures, including her fifth time this season. It was also her 12th time of recording double-digit rebounds.

* Keiunna Walker has reached double-digits in all seven games this season, one of just six players in Conference USA to have scored in double-figures in every game their team has played in.

WE ARE ... "LOUISIANA TECH"














WE ASK THAT YOU REFER TO US BY OUR CORRECT NAME AND ABBREVIATION. WHEN REFERRING TO US AS LA TECH, PLEASE KNOW ITS PRONOUNCED "LAH TECH". REFRAIN FROM SAYING "EL AYE TECH".

CORRECT -- Louisiana Tech, LA Tech (pronounced lah), Lady Techsters
INCORRECT -- LT OR LTU, La Tech, La. Tech, "El Aye" Tech

LA TECH WOMEN'S BASKETBALL **BY THE NUMBERS**

1,158	Program wins (#4 all-time)
36	Conference Championships
27	NCAA Tournament Appearances
21	WNBA Players
19	Conference Players of the Year
17	30-Plus Win Seasons
16	Kodak All-Americans
8	National Title Games (79, 81, 82, 83, 87, 88, 94, 98)
8	Women's Basketball Hall of Famers
4	Olympians (Mulkey, Lawrence, Weatherspoon, Lacy)
3	National Championships (81, 82, 88)
3	Wade Trophy Winners (Kelly, Lawrence, Weatherspoon)
3	Naismith Basketball Hall of Famers (Barmore, Weatherspoon, Mulkey)
2	WNBA Rookies of the Year (Lennox - 2000, Ford - 2003)

2021-22 LOUISIANA TECH WOMEN'S BASKETBALL

1		<u>AUTUMN SMITH • Fr. • G • 5-7 • Arlington, Texas</u> PTS RBS ASTS FG% 3FG FT% 1.5 0.3 0.5 42.9 0.0 0.0	<ul style="list-style-type: none"> • Led Martin HS to the 35-5 record and a district, bi-district and regional quarterfinal championship • Named a Class 6A TGCA All-State, All-District and Academic All-District selection as a junior • Collected two points and two steals in her first game as a Lady Techster
2		<u>KEIUNNA WALKER • Jr. • G • 5-6 • Lonoke, Ark.</u> PTS RBS STLS FG% 3FG FT% 16.7 3.7 2.6 40.7 18.8 81.5	<ul style="list-style-type: none"> • Named 2nd Team All-Conference USA (2020-21) • Ranked No. 2 in C-USA in free throw attempts (152) and No. 4 in free throws made (108) last season • Leads LA Tech with 42 charges drawn last year (had 29 in 2019-20) • Interdisciplinary studies major (psychology, communication, and fashion merchandising and retail studies)
3		<u>ROBYN LEE • Fr. • G • 5-8 • Moss Point, Miss.</u> PTS RBS ASTS FG% 3FG FT% 7.0 3.6 1.6 37.0 38.5 50.0	<ul style="list-style-type: none"> • Saw action in 18 games as a true freshman last season • Score 10 points in her first game as a Lady Techster • Scored a career-high 17 points in 95-48 win over LSU-Alexandria • 2020-21 C-USA Commissioner's Honor Roll • Interdisciplinary Studies major
4		<u>LOTTE SANT • So. • G • 6-1 • Amsterdam, The Netherlands</u> PTS RBS AST FG% 3FG FT% 3.6 2.9 1.0 47.1 45.5 100.0	<ul style="list-style-type: none"> • 2019-20 C-USA Academic Medalist and two-time C-USA Commissioner's Honor Roll • Saw action in 24 games, making 23 starts last season • Scored a season-high 10 points in the Lady Techsters win over Southern Miss • First LA Tech player to ever come from The Netherlands
10		<u>SALMA BATES • So • G • 5-7 • Kenner, La.</u> PTS RBS AST FG% 3FG FT% 9.7 2.6 3.9 38.2 36.0 63.6	<ul style="list-style-type: none"> • Transferred to LA Tech after two seasons with Tulane • Dished six assists in the Lady Techsters 95-48 win over LSU-Alexandria • Scored a career-high 16 points in the Lady Techsters 77-48 win over Nicholls State • Averaged 3.9 points and 2.0 assists during her two season with the Green Wave • Communications Major
12		<u>GABBIE GREEN • Sr. • G • 5-7 • Bellville, Texas</u> PTS RBS ASTS FG% 3FG FT% 0.0 0.0 0.0 0.0 0.0 0.0	<ul style="list-style-type: none"> • Transferred to LA Tech from Pittsburgh • Started 47-out-of-48 games with the Panthers • Averaged 8.3 points, 2.8 rebounds and 1.0 assist per game last season • Helped her South Plains College to first-ever No. 1 national ranking as a sophomore • Tabbed NJCAA First Team All-America as a sophomore at South Plains College
14		<u>RHI OCKWELL • Fr. • F • 6-1 • Kilsyth, Victoria, Australia</u> PTS RBS ASTS FG% 3FG FT% 1.7 1.7 0.0 66.7 50.0 0.0	<ul style="list-style-type: none"> • First LA Tech player to ever come from Australia • Averaged 16.2 points and 8.1 rebounds per game for Box Hill Senior Secondary College • Led Box Hill to a 2019 Seniors Australian School Championship • Represented Victoria in the School Sports Australian nationals winning a bronze medal • Interdisciplinary Studies major
15		<u>JADONA DAVIS • Sr • C • 6-5 • Buckatunna, Miss.</u> PTS RBS BLK FG% 3FG FT% 2.0 2.0 0.6 28.6 0.0 40.0	<ul style="list-style-type: none"> • Nickname is JD • Transferred to Tech from South Alabama • Averaged 4.9 points and 3.1 rebounds in 21 games last season • Recorded a career-high nine points against Southern California while at Middle Tennessee • Nutrition and Dietetics graduate major
23		<u>SILVIA NATIVI • Fr. • G • 5-10 • Ferrara, Italy</u> PTS RBS ASTS FG% 3FG FT% 3.4 1.1 1.1 52.6 40.0 50.0	<ul style="list-style-type: none"> • Played on Italy's National team in the 2021 FIBA U19 World Cup this past summer • Helped LA Tech to a 95-48 win over LSU-Alexandria with 13 points • First LA Tech player to ever come from Italy • Played for Pallacanestro Vigarano in the Serie A1 in 2018-19 and 2019-20 against several WNBA players • Interdisciplinary Studies major
24		<u>AMAYA BRANNON • Fr. • G • 5-11 • Plano, Texas</u> PTS RBS ASTS FG% 3FG FT% 9.6 5.7 0.9 45.8 44.4 62.5	<ul style="list-style-type: none"> • Named Conference USA Freshman on the Week on Nov. 15, 2021 • Became 13th true freshman since 2000-01 to start season opener. • Scored a season-high 15 points in the win over Nicholls State • Honored as a McDonalds All-American as a senior • Interdisciplinary Studies major
32		<u>KATE THOMPSON • Fr. • F • 6-2 • Denham Springs, La.</u> PTS RBS ASTS FG% 3FG FT% 3.3 1.9 0.6 40.0 0.0 87.5	<ul style="list-style-type: none"> • Transferred to Tech from Wisconsin • Saw action in all 24 games, making three starts last season for the Badgers • Scored a season-high nine points against Northwestern State • Tied her career-high with nine points in her first game as a Lady Techster • Kinesiology and Health major
33		<u>MACKENZIE WURM • Fr. • F • 6-3 • Allen, Texas</u> PTS RBS STLS FG% 3FG FT% 2.0 1.0 0.3 50.0 0.0 0.0	<ul style="list-style-type: none"> • Helped lead Allen HS to the school's first ever trip to the Texas State HS Tournament as a sophomore • Named to TGCA 6A All-State selection as a senior • Went 2-of-2 shooting while scoring 5 points in her first game as a Lady Techster • Interdisciplinary Studies major
44		<u>ANNA LARR ROBERSON • So. • F • 6-3 • Ruston, La.</u> PTS RBS BLK FG% 3FG FT% 12.4 9.0 1.6 45.6 0.0 80.6	<ul style="list-style-type: none"> • Ranked No. 1 in C-USA in free throw percentage (.871) and made 42 of 45 in C-USA games • Lead LA Tech with five double doubles last season • Earned Second Team All-State Honors from the Louisiana Sports Writers Association • Named to the C-USA Commissioner's Honor Roll in 2019-20 & 2020-21 • Management major

Head Coach Brooke Stoehr



BROOKE STOEHR KNOWS THE STORIED TRADITION OF LADY TECHSTER BASKETBALL. SHE WAS A BIG PART OF THAT HISTORY AS A PLAYER UNDER LEGENDARY HALL OF FAME HEAD COACH LEON BARMORE DURING HER FOUR YEARS IN RUSTON.

THIS FACT COMBINED WITH HER ALREADY ESTABLISHED TRACK RECORD OF WINNING ON THE HARDWOOD AS A HEAD COACH LED LOUISIANA TECH ATHLETICS DIRECTOR TOMMY MCCLELLAND TO NAME STOEHR THE SEVENTH HEAD COACH IN LADY TECHSTER BASKETBALL HISTORY IN APRIL OF 2016.

STOEHR CAME BACK TO HER ALMA MATER AFTER FOUR TREMENDOUSLY SUCCESSFUL YEARS AT NORTHWESTERN STATE, WHERE SHE GUIDED THE LADY DEMONS TO THREE POSTSEASON TOURNAMENTS, INCLUDING A PAIR OF NCAA TOURNAMENT APPEARANCES.

"I HAVE A DEEP PASSION FOR THIS PROGRAM AND HAVE A PERSONAL INVESTMENT IN IT FROM MY TIME HERE AS A STUDENT ATHLETE," SAID STOEHR. "I TAKE GREAT PRIDE AND RESPONSIBILITY IN LEADING THIS GROUP OF YOUNG WOMEN AND HELPING MOVE THE LADY TECHSTER PROGRAM FORWARD."

STOEHR SURPASSED THE 150-WIN MILESTONE WITH A ROAD WIN AT UAB LAST SEASON. STOEHR ENTERS THE 2021-22 SEASON WITH AN OVERALL RECORD OF 151-125, INCLUDING A 74-61 MARK IN RUSTON.

"BROOKE WAS THE LAST POINT GUARD I EVER COACHED AT LOUISIANA TECH," BARMORE SAID. "WHEN THINGS WERE TOUGH AND THE GAME WAS ON THE LINE, I WANTED BROOKE TO HAVE THE BALL. TO BE HONEST WITH YOU, I'M GLAD SHE HAS THE BALL NOW. I LOVE HER, AND I'M GLAD SHE IS IN CHARGE OF THIS PROGRAM."

WITH THE BALL IN HER COURT SO-TO-SPEAK, STOEHR RECORDED BACK-TO-BACK WINNING SEASONS DURING HER FIRST TWO YEARS AT THE HELM. AFTER BEING PICKED TO FINISH 12TH IN THE 14-TEAM CONFERENCE USA IN THE PRESEASON COACHES' POLL PRIOR TO 2016-17, STOEHR LED THE LADY TECHSTERS TO 18 WINS, A FOURTH-PLACE FINISH IN THE REGULAR SEASON STANDINGS AND THE PROGRAM'S FIRST NATIONAL POSTSEASON BERTH SINCE 2011 DURING HER FIRST YEAR.

LA TECH WON SEVEN STRAIGHT C-USA REGULAR SEASON GAMES DOWN THE STRETCH, ADVANCED TO THE SEMIFINALS OF THE LEAGUE TOURNAMENT BEFORE FALLING TO TOURNAMENT CHAMPION WKU AND THEN TOOK SMU TO OVERTIME IN DALLAS IN THE FIRST ROUND OF THE WNIT. SHE FOLLOWED THAT UP WITH A 19-12 RECORD IN 2017-18, A THIRD PLACE FINISH IN THE C-USA REGULAR SEASON AND A SECOND STRAIGHT BERTH IN THE WNIT. IT MARKED THE MOST WINS AND THE HIGHEST LEAGUE FINISH SINCE 2011-12.

THE TECHSTERS POSTED A WIN OVER BIG TEN FOE PENN STATE, ITS FIRST OVER A P5 PROGRAM SINCE 2011-12. LA TECH ALSO RECORDED A ROAD WIN OVER EVENTUAL C-USA REGULAR SEASON CHAMPION UAB, AND SNAPPED THE RICE OWL'S PROGRAM-RECORD 15-GAME WINNING STREAK.

SHE HAS ALSO SEEN SOME IMPRESSIVE WINS THE PAST FEW YEARS, INCLUDING WINS OVER P5 PROGRAMS IN ALABAMA AND OLE MISS. OTHER IMPRESSIVE WINS INCLUDE A ROAD WIN OVER A 14-1 UAB IN 2018-19 AS WELL AS A VICTORY OVER THE BLAZERS IN THE FIRST ROUND OF THE 2020 C-USA TOURNAMENT (FIRST TIME A 12 SEED HAD DEFEATED A 5 SEED IN THE EVENT).

STOEHR LEAD THE LADY TECHSTERS TO A 14-10 RECORD IN 2020-21, INCLUDING AN OVERTIME WIN ON THE ROAD AT MARSHALL TO OPEN UP CONFERENCE USA PLAY, AS WELL AS A FIRST ROUND WIN OVER THE THUNDERING HERD IN THE CONFERENCE USA TOURNAMENT.

OFF THE COURT, THE LADY TECHSTERS HAVE BEEN VERY INVOLVED IN THE LOCAL COMMUNITY, VOLUNTEERING COUNTLESS HOURS OF COMMUNITY SERVICE WITH A NUMBER OF ORGANIZATIONS, INCLUDING DART, BUDDY BALL, THE SPECIAL OLYMPICS AND ELEMENTARY SCHOOLS.

THE LADY TECHSTERS CONTINUED TO MAKE STRIDES IN THE CLASSROOM AS WELL. OVER THE PAST FIVE YEARS 33 PLAYERS WERE NAMED TO THE CONFERENCE USA COMMISSIONER'S HONOR ROLL, INCLUDING AA RECORD-HIGH SEVEN LADY TECHSTERS DURING THE 2020-21 SEASON. TAYLOR STAHLY BECAME THE FIRST TECHSTERS SINCE JOINING THE LEAGUE IN 2013 TO EARN A SPOT ON THE WOMEN'S BASKETBALL ALL-ACADEMIC TEAM, RECORDING THE HONOR IN BACK-TO-BACK SEASONS. STAHLY, LOTTE SANT AND ASHLEY SANTOS HAVE ALL EARNED THE C-USA COMMISSIONERS ACADEMIC MEDAL.

STAHLY, WHO FINISHED HER ACADEMIC CAREER WITH A PERFECT 4.0 GRADE POINT AVERAGE, WAS ALSO NAMED A GOOGLE CLOUD ACADEMIC ALL-AMERICAN IN 2018-19, JUST THE 16TH SUCH RECIPIENT OF THE HIGHEST ACADEMIC HONOR IN LOUISIANA TECH ATHLETICS HISTORY.

STOEHR INHERITED A NORTHWESTERN STATE WOMEN'S BASKETBALL PROGRAM THAT HAD WON A TOTAL OF SIX GAMES THE PREVIOUS SEASON. IN FOUR SEASONS, NSU COMPILED A RECORD OF 71-58 AS THE LADY DEMONS WON BACK-TO-BACK SOUTHLAND CONFERENCE TOURNAMENT CHAMPIONSHIPS IN 2014 AND 2015. THOSE VICTORIES PRODUCED THE FIRST CONSECUTIVE NCAA TOURNAMENT APPEARANCES IN PROGRAM HISTORY.

IN HER LAST SEASON IN NATCHITOCHES, NORTHWESTERN STATE EARNED AN APPEARANCE IN THE WOMEN'S BASKETBALL INVITATIONAL, EXTENDING ITS RUN OF NATIONAL POSTSEASON APPEARANCES TO THREE.

OFF THE COURT, STOEHR DEMANDS JUST AS MUCH OR MORE FROM HER PLAYERS AND THE NUMBERS PROVE IT. IN THE CLASSROOM, NORTHWESTERN STATE FINISHED WITH THE NATION'S 16TH-BEST CUMULATIVE GPA (3.461) IN THE 2014-15 SEASON AND HAD THE FIFTH-HIGHEST AMONG NCAA TOURNAMENT TEAMS THAT SEASON. THE TEAM GPA FOR THE FALL 2015 SEMESTER WAS 3.48, TRENDING NSU TOWARD ANOTHER HIGH RANKING NATIONALLY WHEN THE 2015-16 REVIEW IS RELEASED THIS SUMMER BY THE WOMEN'S BASKETBALL COACHES ASSOCIATION.

EACH PLAYER WHO COMPLETED HER ATHLETIC ELIGIBILITY DURING THE STOEHR'S TENURE EARNED A DEGREE FROM NORTHWESTERN STATE. "BROOKE NEEDS NO INTRODUCTION TO LOUISIANA TECH UNIVERSITY," SAID BAYLOR HEAD COACH KIM MULKEY. "SHE IS LADY TECHSTER BASKETBALL! HER HISTORY WITH THE PROGRAM SPEAKS VOLUMES. SHE WAS LOVED AS A LADY TECHSTER PLAYER, AND SHE WILL BE LOVED AS THE HEAD COACH."

IN ADDITION TO HER TIME AT NORTHWESTERN STATE, STOEHR SPENT TIME AS AN ASSISTANT COACH AT TEXAS TECH (2009-12), SOUTHERN MISSISSIPPI (2008-09), LA TECH (2005-08) AND UALR (2003-05).

STOEHR PLAYED FOR THE LADY TECHSTERS FROM 1998 THROUGH 2002 AND HELPED GUIDE THE PROGRAM TO FOUR NCAA TOURNAMENT APPEARANCES, TWO ELITE EIGHTS AND ONE FINAL FOUR. SHE ENDED HER LA TECH CAREER AS THE NCAA'S ALL-TIME LEADER IN FREE THROW PERCENTAGE.

BROOKE AND HUSBAND SCOTT HAVE A 11-YEAR-OLD DAUGHTER, AUBREY, AND A 9-YEAR-OLD SON, COOPER.

Year	School	Record	Conference	Finish	Postseason
2012-13	NORTHWESTERN STATE	12-18	7-11	8th	None
2013-14	NORTHWESTERN STATE	21-13	11-7	4th*	NCAA, L, 1st Rd
2014-15	NORTHWESTERN STATE	19-15	10-8	5th*	NCAA, L, 1st Rd
2015-16	NORTHWESTERN STATE	19-12	13-5	2nd	WBI, L, 1st Rd
2016-17	LA TECH	18-14	12-6	4th	WNIT, L, 1st Rd
2017-18	LA TECH	19-12	10-6	3rd	WNIT, L, 1st Rd
2018-19	LA TECH	14-16	6-10	10th	None
2019-20	LA TECH	15-15	6-12	12th	
2020-21	LA TECH	14-10	8-8	4th/West Division	None
2021-22	LA TECH	5-2	0-0		
Totals		156-127	82-72		

*, Won the Southland Conference Tournament

Numerical Roster

# Name	Pos.	Ht	Cl/Exp.	Hometown (Last School)
1 Autumn Smith	G	5-7	Fr./HS	Arlington, Texas (Martin HS)
2 Keiunna Walker	G	5-6	Jr./3L	Lonoke, Ark. (Lonoke HS)
3 Robyn Lee	G	5-8	Fr./1L	Moss Point, Miss. (Moss Point HS)
4 Lotte Sant	G	6-1	So./2L	Amsterdam, The Netherlands (Calandlyceum HS)
10 Salma Bates	G	5-7	So./2L	Kenner, La. (Tulane)
12 Gabbie Green	G	5-7	Sr./4L	Bellville, Texas (Pittsburgh)
14 Rhi Ockwell	F	6-1	Fr./HS	Kilsyth, Victoria, Australia (Box Hill Senior Secondary College)
15 Jadona Davis	C	6-5	Sr./4L	Buckatunna, Miss. (South Alabama)
23 Silvia Nativi	G	5-10	Fr./HS	Ferrara, Italy (Istituto di Istruzione Superiore Benedetto Varchi)
24 Amaya Brannon	G	5-11	Fr./HS	Plano, Texas (Plano Senior HS)
32 Kate Thompson	F	6-2	Fr./1L	Denham Springs, La. (Wisconsin)
33 Mackenzie Wurm	F	6-3	Fr./HS	Allen, Texas (Allen HS)
44 Anna Larr Roberson	F	6-3	So./2L	Ruston, La. (Cedar Creek HS)

By Location

Arkansas (1)

Keiunna Walker

Louisiana (3)

Salma Bates
Anna Larr Roberson
Kate Thompson

Mississippi (2)

Robyn Lee
Jadona Davis

Texas (4)

Autumn Smith
Gabbie Green
Amaya Brannon
Mackenzie Wurm

Coaching and Support Staff

Title	Name	Experience	Alma Mater
Head Coach	Brooke Stoehr	6th Year	LA Tech, '02
Assistant Coach	Scott Stoehr	6th Year	Nebraska-Wesleyan, '97
Assistant Coach	Bojan Jankovic	3rd Year	College of the Ozarks, '06
Assistant Coach	Kasondra McKay	2nd Year	North Texas, '12
Director of Operations	Nick Long	6th Year	ULM, '12
Assistant Director of Comm.	Patrick Davis	1st Year	Wayne State College (Neb.), '19
Head Athletic Trainer	Mandy Miller	9th Year	UAB, '96
Strength/Conditioning Coach	Charlotte Matheson-Watts	1st Year	Lincoln Memorial
Academics Counselor	Ryan Amodei	2nd Year	
Administrative Assistant	Kim Tanner	17th Year	LA Tech
Graduate Manager	Caleb Thomas	1st Year	LA Tech '21
Manager	Anja Jankovic	3rd Year	
Manager	Jonathan Walker	3rd Year	
Manager	Parker Brown	2nd Year	
Manager	Isabella Dunbar	1st Year	

International (3)

Lotte Sant (Netherlands)
Rhi Ockwell (Australia)
Silvia Nativi (Italy)

By Class

Freshman (7)

Amaya Brannon
Robyn Lee
Silvia Nativi
Rhi Ockwell
Autumn Smith
Kate Thompson
Mackenzie Wurm

Sophomores (3)

Salma Bates
Anna Larr Roberson
Lotte Sant

Juniors (1)

Keiunna Walker

Seniors (2)

Jadona Davis
Gabbie Green

The Names

#2 Keiunna (KEY-ah-nuh) Walker
#4 Lotte (LOW-tuh) Sant (Sah-nt)
#14 Rhi (REE) Ockwell
#15 Jadona (Juh-Donna) Davis
#23 Silvia Nativi (Nuh-TEE-vee)
#24 Amaya (A-maya) Brannon (Bran-non)
#33 Mackenzie Wurm (Worm)
#44 Anna Larr Roberson (ROBB-ers-son)
Bojan (BOY-yen) Jankovic (YAHN-ko-vitch)



2021-22 Preseason C-USA Polls and Team

COACHES POLL

1. CHARLOTTE (6)
2. OLD DOMINION (6)
- T3. MIDDLE TENNESSEE (2)
- T3. NORTH TEXAS
- T3. UTEP
6. LOUISIANA TECH
7. FIU
8. RICE
9. MARSHALL
10. FLORIDA ATLANTIC
11. UAB
12. WKU
13. SOUTHERN MISS
14. UTSA

ALL-CONFERENCE

- *Quincy Noble, North Texas
- *Octavia Jett-Wilson, Charlotte
- Iggy Allen, Old Dominion
- Katia Gallegos, UTEP
- Savannah Wheeler, Marshall
- Amari Young, Old Dominion
- Jada McMillian, Charlotte
- Ajah Wayne, Old Dominion
- *, Preseason co-POY

Statistical Comparison



Record	5-2, 0-0	0-5, 0-0
PG	70.1	57.0
PPGA	53.6	79.6
FG%	.418	.302
3FG%	.347	.270
FT%	.741	.711
DFG%	.366	.474
D3FG%	.313	.322
Reb Margin	+1.4	-13.8
Assists pg	12.7	8.8
T/O pg	14.7	19.2
Steals pg	11.3	8.4
Blocks pg	4.0	2.0

Today's Game Notes

Series History

Louisiana Tech leads the all-time series against Mississippi Valley State 1-0, with the one meeting coming back during the 1989-90 season. LA Tech claimed the victory over the Devilettes, 95-51, on Dec. 1, 1989 in Ruston.

Tech leads 1-0

in Ruston: Tech leads 1-0

1989-90 Tech 95-51 Home

LA Tech vs. SWAC Conference

Louisiana Tech is 35-2 all-time against current members of the Southwestern Athletic Conference, including a winning record against every member except for Alabama State, Bethune-Cookman and Arkansas-Pine Bluff which it has never played.

Alabama A&M	2-0
Alabama State	0-0
Alcorn State	9-0
Bethune-Cookman	0-0
Florida A&M	1-0
Grambling State	6-0
Jackson State	3-0
Miss. Valley State	1-0
Prairie View A&M	3-1
Southern	9-1
Texas Southern	1-0
Arkansas-Pine Bluff	0-0

About Tech

* The Lady Techsters, who is 5-2 on the young season, have had huge success from the inside, outscoring their opponents this season, 242-168, in the paint. Tech gets a major contribution from the guards as tech has outscored its opponents, 87-53, in fast-break points.

* She secured her ninth career double-double with a 20 point, 14 rebound effort in the Lady Techsters 64-48 win at ULM on Dec. 2. It was the 26th time in her career scoring in double-figures, including her fifth time this season. It was also her 12th time of recording double-digit rebounds.

* Keiunna Walker has reached double-digits in all seven games this season, the most games in double-figures to start the season since Kierra Anthony reached double-figures in the first 27 games of the season in 2018-19. Walker is also one of just six players in Conference USA to have scored in double-figures in every game their team has played in.

Lady Techsters Record When ...

At Home.....	3-0	Outrebounds Opponent.....	4-0	Shoots more FT than opponents.....	5-2
On the Road	1-2	Opponent outrebounds Tech.....	0-2	Less than opponents.....	0-0
At Neutral Site.....	1-0	Rebounds are even	1-0	Same.....	0-0
Leading End of 1st Qtr.....	5-0	Commits 15 or more turnovers	3-1	More assists than opponents.....	3-0
Trailing End of 1st Qtr	0-2	Less than 15	2-1	Fewer.....	1-2
Tied End of 1st Qtr	0-0	Forces 15 or more turnovers	5-1	Same.....	1-0
Leading At Half.....	5-0	Less than 15	0-1	More Steals than opponents.....	3-0
Trailing At Half.....	0-2	Shoots .500 or better.....	1-0	Fewer.....	1-2
Tied At Half	0-0	.400-.499.....	2-0	Same.....	1-0
Leading End of 3rd Qtr.....	4-0	.300-.399.....	2-0	In White Uniforms	3-0
Trailing End of 3rd Qtr	1-2	Less than .300.....	0-2	Blue Uniforms.....	1-1
Tied end of 3rd Qtr.....	0-0	Opponents shoot .500 or better	0-0	Red Uniforms.....	1-1
In Overtime.....	0-0	.400-.499.....	1-1	Pink Uniforms	0-0
Tech Scores Less Than 60.....	0-2	.300-.399.....	3-1	Record on Monday.....	1-0
60-69.....	2-0	Less than .300.....	1-0	Tuesday	1-0
70-79.....	1-0	Attempts 20 or more 3-pt. FG.....	1-0	Wednesday.....	0-0
80-89.....	0-0	10-19.....	3-1	Thursday	1-0
90-99.....	2-0	Less than 10	1-1	Friday.....	2-1
100+.....	1-0	Opponent attempts 20 or more 3-pt. FG.....	1-0	Saturday	0-1
Opponent Scores Less Than 60	5-2	10-19.....	4-2	Sunday	0-0
60-69.....	0-1	Less than 10	0-0	Record in November	4-2
70-79.....	0-0			December.....	1-0
80-89.....	0-0			January	0-0
90-99.....	0-0			February.....	0-0
100+.....	0-0			March	0-0
Margin is 21 or more	3-0				
16-20.....	1-1				
10-15.....	0-2				
6-9	0-0				
3-5	1-0				
2	0-0				
1	0-0				



In Season Notes

LA Tech 64, ULM 48 (Dec. 2)

- * LA Tech improves to 48-9 all-time against ULM, including a 19-7 mark in games played in Monroe.
- * Anna Larr Roberson collected her ninth career double-double with a game-high 20 points and 14 rebounds.
- * Roberson has now collected double-digit rebounds in three straight games, the longest streak in her career. Her 14 rebounds also ties her career-high set last season against Marshall.
- *Keiunna Walker reached double-figures in her ninth straight game with 11 points. She is one of just six players in Conference USA to have scored in double-figures in every game their team has played in this season.
- * Salma Bates grabbed a season-high five rebounds while dishing out four assists and scoring eight points.
- *The Lady Techsters outrebounded the Warhawks 46-34, the fourth time outrebounding the opponent this season and a season-high 46 rebounds.

Colorado 59, LA Tech 48 (Nov. 27)

- * LA Tech falls to 3-2 all-time against Colorado, including a 1-2 mark in Boulder, Colo.
- * Keiunna Walker scored a game-high 17 points, all in the second half, her eighth straight game in double-figures and her 47th career game in double figures.
- * Anna Larr Roberson collected a game-high 11 rebounds while adding eight points. Her 11 rebounds were her 12th career game with double-digit rebounds.
- * Colorado out-rebounded Tech 40-36 and controlled the paint outscoring the Lady Techsters 40-24 down low.
- * The Buffalos dished out 18 assists on 25 made baskets compared to just two assists for Tech.

LA Tech 60, Boise State 57 (Nov. 26)

- *LA Tech improves to 17-7 all-time against Boise State. The Lady Techsters are also a perfect 5-0 against the Broncos at neutral sites.
- *Bates' three as time expired was the first buzzard-beater for Tech since Whitney Frazier hit a three-pointer to lift Tech to a 64-62 win over Idaho on Feb. 16, 2013.
- *Anna Larr Roberson collected her eighth career double-double scoring a game-high 17 points and grabbing a game-high 13 rebounds.
- *Keiunna Walker scored 14 points, her seventh straight game in double-figures and her 46th career game in double figures.
- *Salma Bates tied her season-high with six assists while adding 11 points
- *Roberson tied her career-high with four blocks against the Broncos today.
- *Amaya Brannon collected a season-high nine rebounds, while contributing eight points on offense.

LA Tech 77, Nicholls State (Nov. 22)

- *LA Tech improves to 19-1 all-time against Nicholls State.
- *The Lady Techsters are also a perfect 10-0 against the Colonels in Ruston.
- *The Lady Techsters forced 29 Nicholls State turnovers, the 102nd times forcing 20 or more turnovers in a game since the start of the 2010-11 season.

*Tech collected a season-high 20 steals against the Colonels. The 20 steals were the most steals in a game since collecting 20 steals at Fresno State on Jan. 13, 2011.

* Keiunna Walker scored a game-high 18 points, her 45th career game of scoring in double-figures.

*Salma Bates recorded a career-high 16 points on 6-of-10 shooting while adding five steals.

*Amaya Brannon scored a season-high 15 points and collected a season-high five steals.

Ole Miss 62, LA Tech 44 (Nov. 19)

- * LA Tech falls to 7-4 all-time against Ole Miss.
- * Keiunna Walker scored a game-high 18 points, her 44th double-figure performance of her career.
- * The Lady Techsters shot 29.5 percent from the floor, their lowest since shooting 27.8 percent at Southern Miss last season.
- * Robyn Lee tied her career-high by grabbed a team-high five rebounds.
- * Ole Miss outrebounded the Tech 50-29, the most rebounds allowed since Missouri State grabbed 50 on Dec. 20, 2018.

LA Tech 95, LSU-Alexandria 48 (Nov. 12)

- * LA Tech moves to 5-0 all-time against LSU-Alexandria.
- * Robyn Lee led the Lady Techsters with 17 points, setting a new career high.
- * Tech shot 61.9 percent (39-of-63) from the field, the first time shooting above 60 percent in a game since shooting 62.5 percent in a 106-85 win over Southern Miss on February 9, 2019.
- * LA Tech outrebounded the Generals 42-30, while holding LSU-Alexandria to just 30.2 percent shooting.
- * 11-of-the-12 Lady Techsters that played scored, while all 12 collected at least one rebound.
- * Salma Bates dished out six assists, one shy of tying her career-high, while setting a new career-high with five steals.

LA Tech 103, Jarvis Christian College 53 (Nov. 9)

- * LA Tech moved to 1-0 all-time against Jarvis Christian College.
- * LA Tech improved to 35-12 all-time in season openers, including five straight win.
- *All 12 Lady Techsters scored at least two points with 10 Lady Techsters grabbing atleast one rebound.
- *Keiunna Walker scored a game-high 26 points, two shy of her career-high.
- * LA Tech collected 19 steals forcing Jarvis Christian College into 33 turnovers, the most steals and turnovers forces since 2007.

Stoechr as a Techster

Brooke (Lassiter) Stoechr played for Louisiana Tech from 1998-2002 and helped guide the program to four straight regular season conference titles, four straight tournament titles, four straight NCAA Tournament appearances and a berth in the 1999 NCAA Final Four.

- * Overall record of 119-16 record
- * Record of 61-1 in regular season league games
- * Record of 11-0 in conference tournament games
- * 4 regular season titles (3 Sun Belt, 1 WAC)

* 4 conference tournament titles (3 Sun Belt, 1 WAC)

* 4 NCAA Tournaments

* 1 Final Four (1999)

* 2 Elite Eights (1999, 2000)

Stoechr Era in Ruston

Brooke Stoechr is the seventh head coaches in Louisiana Tech Lady Techster basketball history. She was hired in late April of 2016, with her husband Scott Stoechr, following the resignation of former LA Tech head coach Tyler Summitt.

Head Coach	Years	Record
Sonja Hogg	1974-85	307-55
Leon Barmore	1982-2002	576-87
Kurt Budke	2002-2005	80-16
Chris Long	2005-2009	71-44
Teresa Weatherspoon	2009-2014	99-71
Tyler Summitt	2014-16	30-31
Brooke Stoechr	2016-present	85-69

All-Time Wins by Coach

Brooke Stoechr entered the 2021-22 season with 80 career wins at Louisiana Tech. She moved into fourth place with a win over Jarvis Christian College and into third by the end of the season.

1. Leon Barmore	576
2. Sonja Hogg	307
3. Teresa Weatherspoon	99
4. Brooke Stoechr	85
5. Kurt Budke	80
6. Chris Long	71
7. Tyler Summitt	30

Head Coaching Debuts

Louisiana Tech head coaches are 4-3 all-time in their first game on the sideline for the Lady Techsters.

Sonja Hogg	1974-75 L, Southeastern LA, 59-55
Leon Barmore	1982-73 W, Mississippi College, 95-62
Kurt Budke	2002-03 W, #7 Texas Tech, 85-76
Chris Long	2005-06 L, WKU, 80-59
Teresa Weatherspoon	2008-09 W, Hawaii 68-56
Tyler Summitt	2014-15 W, Stephen F. Austin, 76-69
Brooke/Scott Stoechr	2016-17 L, LSU, 77-73

Cleaning the Glass

After not recording a double digit rebounding game in the first four games of the season, third year sophomore Anna Larr Roberson has registered a stretch of three straight. Roberson entered the season with 10 double digit rebound games, but she has never had 10 or more in three straight games. The Ruston, native had just 25 rebounds through the first four games. In the last three games alone she has grabbed 38 boards.

10-plus Rebound Streak

13 vs. Boise State (11/26/21)

11 at Colorado (11/27/21)

14 at ULM (12/2/21)

Walking Bucket

Keiunna Walker ranks sixth in Conference USA in scoring so far this season averaging 16.7 points per game. She has scored in double-figures in 26-of-her-last-28 contest, including in each

LA Tech 2020-21 Specialty Stats

Game	W/L	Points in the Paint			Pts Off Turnovers			2nd Chance Points			Bench Points		
		Tech	Opp	Diff	Tech	Opp	Diff	Tech	Opp	Diff	Tech	Opp	Diff
Jarvis Christian	W	62	14	+48	43	3	+40	22	11	+11	31	14	+17
LSU-Alexandria	W	48	12	+36	35	21	+14	9	5	+4	32	23	+9
Ole Miss	L	18	30	-12	19	13	+6	3	11	-8	6	31	-25
Nicholls State	W	38	12	+26	29	8	+21	15	18	-3	13	7	+6
Boise State	W	26	34	-8	16	13	+3	6	12	-6	10	19	-9
Colorado	L	24	40	-16	11	11	--	8	7	+1	2	18	-16
ULM	W	26	26	--	19	6	+13	17	11	+6	9	16	-7
Miss. Valley State													
Sam Houston													
UL-Lafayette													
McNeese State													
Marshall													
WKU													
UTEP													
UTSA													
USM													
USM													
UAB													
FAU													
FIU													
Charlotte													
UTEP													
UTSA													
Rice													
NT													
ODU													
UAB													
Totals		242	168	+74	172	75	+97	80	75	+5	103	128	-25

of her last nine games. Keiunna has reached double-digits in all seven games this season, the most games in double-figures to start the season since Kierra Anthony reached double-figures in the first 27 games of the season in 2018-19.

Walker is also one of just six players in Conference USA to have scored in double-figures in every game their team has played in.

Late Game Dramics

Salma Bates' buzzer-beating three as time expired helped the Lady Techsters take down Boise State Friday afternoon. It was the latest game-winner since Whitney Frazier hit a three with .2 seconds left to beat Idaho on Feb. 16, 2013.

On The Double

Anna Larr Roberson recorded her eighth career double-double in Tech's 60-57 win over Boise State on Nov. 26. She scored 17 points on 8-of-17 shooting and grabbed a then season-high 13 rebounds, including five on the offensive glass.

She added her ninth career double-double with a 20 point, 14 rebound effort in the Lady Techsters 64-48 win at ULM on Dec. 2.

It was the 26th time in her career scoring in double-figures, including her fifth time this season. It was also her 12th time of recording double-digit rebounds.

We Will Just Charge It

Louisiana Tech took eight charges in the season opener against Jarvis Christian College and have since added to that total in every game. Keiunna Walker and Amaya Brannon lead the charge in drawing charges with nine charges drawn so far this season. The Lady Techster took 74 charges last year as a team with Keiunna Walker leading Tech with 42. Here is a look at the individual leaders for charges.

Player	2021-22	Career
Keiunna Walker	9	90
Amaya Brannon	9	9
Anna Larr Roberson	0	3
Lotte Sant	0	2
Robyn Lee	2	2
Totals	20	106

Getting to the Stripe

Keiunna Walker has a knack for getting opposing players into foul trouble. Through this point of the season, Walker has drawn 41 fouls against the opposition leading to 54 free throw attempts (both are team highs)

Player	Fouls Drawn	FTA
Keiunna Walker	41	54
Anna Larr Roberson	23	31
Amaya Brannon	19	8
Salma Bates	10	11
Robyn Lee	9	8
Silvia Nativi	6	4
Lotte Sant	6	4
Kate Thompson	5	8
Jadona Davis	5	5

Mackenzie Wurm	2	2
Rhi Ockwell	1	0
Autumn Smith	0	0

Getting to the Stripe Part 2

Keiunna Walker ranked among the best Conference USA leaders in getting to the free throw line last season and she has continued to do so again this season. Walker currently leads Conference USA in free throws attempts (54) and free throws made (44). She is averaging 8.5 free throw attempts per game.

Keiunna Walker (LA Tech)	54
Meral Abdelgawad (WKU)	43
LaPraisjah Johnson (UTSA)	39
Amber Gaston (FAU)	39
Savannah Wheeler (Marshall)	38

Taking It Away

In the Lady Techsters win over Nicholls State on Nov. 22, Tech collected 20 steals while forcing Nicholls State into 29 turnovers. The 20 steals were the most steals Tech has had in a single game since also collecting 20 steals at Fresno State on Jan. 13, 2011. Sophomore Salma Bates and freshman Amaya Brannon each set career-highs by collecting five steals each.

Forcing Turnovers

One of Louisiana Tech's strengths since Brooke Stoehr took over as head coach has been forcing turnovers. That played true in the Lady Techsters first two games of the season.

The Lady Techsters pressured Jarvis Christian College into 33 turns, the most since forcing Mississippi State into 36 turnover on Dec. 13, 2007. The Lady Techsters followed that up by forcing LSU-Alexandria into 24 turnovers on Nov. 12. Tech added to that number Monday night as the Lady Techsters forced Nicholls State into 29 more turnovers.

Since the 2010-11 season the Lady Techsters have forced 102 opponents into 20 or more turnovers, include just four times forcing teams into 30-plus turnovers.

Year	Turnovers in a Game	
	20+	30+
2021-22	3	1 (Jarvis Christian College - 33)
2020-21	6	0
2019-20	12	1 (McNeese State - 30)
2018-19	10	0
2017-18	12	0
2016-17	4	0
2015-16	6	1 (Southern Miss - 30)
2014-15	7	0
2013-14	5	0
2012-13	9	1 (San Jose State - 30)
2011-12	11	0
2010-11	17	0
Total	102	4

Brannon Named C-USA Freshman of the Week

Louisiana Tech's Amaya Brannon was named the Conference USA Freshman of the week for the first time in her young career on Nov. 15.

The Plano, Texas native helped the Lady Techsters to a pair

of wins last week as she averaged 12.5 points and 5.0 rebounds in victories over Jarvis Christian College (103-53) and LSU-Alexandria (95-48) in the first week of the season. She shot 57.9 percent (11-19) from the floor and 50.0 percent (3-6) from three-point range.

Brannon had 11 points and four rebounds while becoming just the 13th true freshman since the 2000-01 season to start the season opener for the Lady Techster. She grabbed four rebounds, two offensive, while shooting 5-of-12 from the field to help Tech to a 103-53 win over Jarvis Christian College.

Brannon added 14 points, six rebounds and two assists in the Lady Techsters win over LSU-Alexandria on Nov. 12. She went 6-of-7 from the field, including a perfect 2-of-2 from behind the arc in the win.

Share the Love

The Lady Techsters dished out 25 assists in the 95-48 win over LSU-Alexandria on Nov. 12. The last time the Lady Techsters recorded 25 or more assists in a game was when they dished out 26 assists against LSU-Alexandria on Nov. 6, 2018. Since then the Lady Techsters have dished out 20 or more assists in just eight other contests, including last Friday's game against the Generals.

Lee Breaks Out

After scoring just 48 total points during her freshman campaign, COVID freshman Robyn Lee has delivered career highs in points (17), field goals (7), field goals attempted (14), rebounds (5), assists (4), steals (3) and minutes (31) all during the first four games of the season.

Multiple Threats

LA Tech's 12 players had no problem getting into the action in the season opener against Jarvis Christian College on Nov. 9. All five starters scored in double-figures for the first time since six Lady Techsters scored in double-figures in a 92-78 win over Southeastern Louisiana on Dec. 13, 2019. All 12 Lady Techsters that suit up score at least two points, led by 26 from junior Keiuna Walker.

Season Opener History

Louisiana Tech is 35-12 all-time in season openers during its history, including a 38-9 all-time record in home openers. Tech is 31-8 in home openers played at the Thomas Assembly Center (7-1 at Old Memorial Gym). Head Coach Brooke Stoeck is 9-1 in her career in season openers, including a 5-1 mark at Louisiana Tech.

Year	Opponent	Result
*21-22	Jarvis Christian	W, 103-53
*20-21	McNeese State	W 90-45
*19-20	LSU-Alexandria	W 93-61
*18-19	LSU-Alexandria	W 112-70
*17-18	Grambling State	W 64-53
*16-17	LSU	L 73-77
^15-16	Letourneau	W 73-44
^14-15	Letourneau	W 78-35
^13-14	Houston	W 74-70
^12-13	New Orleans	W 53-52
* - Louisiana Tech		

^ - Northwestern State

Century Mark

Louisiana Tech eclipsed the 100-point plateau in its 103-53 win over Jarvis Christian College on Nov. 9, 2021. This marked the first time the Lady Techsters had scored 100 or more points in a game since Feb. 9, 2019 vs. Southern Miss (W, 106-85). This was just the fifth time scoring 100 or more points since defeating Nevada 108-72 on Feb. 5, 2005. Tech is 111-2 all-time in games it has scored 100 or more points.

Opening Statements

Including this year's 103-53 victory vs. Jarvis Christian College, Brooke Stoeck has won each of the last five season openers she has coached in, and is 9-1 all-time in lid-lifters. Stoeck's only loss came in her first game at the helm of the Lady Techsters to LSU, 73-77. Stoeck is 5-0 against teams outside Division I, winning by an average of 39.2 points per game.

Year	School	Opponent	Result
2021-22	Louisiana Tech	Jarvis Christian	W 103-53
2020-21	Louisiana Tech	McNeese State	W 90-45
2019-20	Louisiana Tech	LSU-Alexandria	W 93-61
2018-19	Louisiana Tech	LSU-Alexandria	W 112-70
2017-18	Louisiana Tech	Grambling State	W 64-53
2016-17	Louisiana Tech	LSU	L 73-77
2015-16	Northwestern State	Letourneau	W 73-44
2014-15	Northwestern State	Letourneau	W 78-35
2013-14	Northwestern State	Houston	W 74-70
2012-13	Northwestern State	New Orleans	W 53-52

Freshman Starts Almost Unheard Of

Between 2000-01 and 2018-19, only 10 true freshman started Louisiana Tech's regular-season opener. Then in 2019-20 Anna Larr Roberson got the nod on opening night and in 2020-21 Tyler Jackson started for the Lady Techsters.

In Nov. 9th win over Jarvis Christian College, Amaya Brannon got the starting nod in her first game as a Lady Techster. Brannon had 11 points and pulled down four rebounds in 31 minutes of action.

Amber Obaze and Essence Perry did so in 2000-01. Erica Smith-Taylor started the season opener in 2002-03. Tiffany Thompson and Tasha Williams did so in 2003-04. The next freshman to start the opener came in 2006-07 when Tiawana Pringle got the nod. Jasmin Bendolph got the start in 2008-09, as did Whitney Frazier in 2011-12 and Kierra Anthony in 2015-16.

With Brannon getting the nod, three true freshman have started in season openers under Brooke Stoeck, each getting the starting jobs the last three years. Anna Larr Roberson started her first game as a lady Techster in 2019-20, collecting a 10 point, 14 rebound double-double. Tyler Jackson got the starting nod last season against McNeese State, scoring five points and recording two steals.

Who's New

Louisiana Tech welcomes nine newcomers to the roster this year in Division I transfers Salma Baters (Kenner, La./Tulane), Gabbie Green (Bellville, Texas/Pittsburg), Jadona Davis (Buckatunna, Miss./South Alabama) and Kate Thompson (Denham Springs, La./Wisconsin) and true freshman Autumn Smith (Arlington, Texas/Martin HS), Rhi Ockwell (Kilsyth, Victoria, Australia/Box

Hill Senior Secondary College), Silvia Nativi (Ferrara, Italy/Istituto di Istruzione Superiore Benedetto Varchi), Amaya Brannon (Plano, Texas/Plano Senior HS) and Mackenzie Wurn (Allen, Texas/Allen HS)

Stoehr Against Non-Division I Opponents

Stoehr is no stranger to scheduling non-Division I opponents.

Stoehr is a perfect 16-0 in her career against team outside Division I, including a 6-0 mark at Tech.

Year	Opponent	Result
2012-13	Wiley College	W, 65-57
2013-14	Savannah State	W, 77-56
2013-14	Arkansas-Monticello	W, 63-40
2014-15	Letourneau	W, 78-35
2014-15	LSU-Alexandria	W, 86-58
2014-15	Central Baptist	W, 71-43
2014-15	Arkansas-Monticello	W, 61-56
2015-16	Letourneau	W, 73-44
2015-16	LSU-Alexandria	W, 94-65
2015-16	Central Baptist	W, 86-56
2016-17	LSU-Alexandria	W, 103-63
2017-18	LSU-Alexandria	W, 87-47
2018-19	LSU-Alexandria	W, 112-70
2019-20	LSU-Alexandria	W, 93-61
2021-22	Jarvis Christian	W, 103-53
2021-22	LSU-Alexandria	W, 95-48

International Flavor

This year's roster will have a similar international flare as last year's team did with Lotte Sant (Amsterdam, The Netherlands), Rhi Ockwell (Kilsyth, Victoria, Australia) and Silvia Nativi (Ferrara, Italy). Tech will add another international player next season as they have signed Anja Bukvic (Belgrad, Serbia). Below is a list of the international players that LA Tech has had on its roster in the program history.

Margaret Deciman	Canada
Raizel Guinto	Canada
Irene Murua	Spain
Silvia Nativi	Italy
Rhi Ockwell	Australia
Lotte Sant	The Netherlands
Jelena Vucinic	New Zealand

Newest Signing Class

The Lady Techsters signed three players during the first day of the early signing period. LA Tech added forward Ayen Angoi (Dallas, Texas/Bishop Lynch HS), guard Anja Bukvic (Belgrad, Serbia/V Economic School), and guard Jaiden Thomas (Conway, Ark./Conway HS).

Historical Notes

1,000-Win Club

Louisiana Tech is one of the winningest programs in the history of the game. LA Tech won its 1000th game defeating Nevada 66-59 on March 11, 2011 in the semifinals of the 2011 WAC Tournament in Las Vegas.

Program (Entering 21-22)	Current Wins (as of Dec. 3)
1. Tennessee (1401)	1408
2. Connecticut (1210)	1213
3. James Madison (1162)	1165
4. Louisiana Tech (1153)	1158
5. Stanford (1149)	1154
6. Stephen F. Austin (1127)	1134
7. Texas (1128)	1133
8. Old Dominion (1097)	1102
9. Ohio State (1074)	1079
10. Maryland (1055)	1062

Winning at a High Percentage

Louisiana Tech ranks No. 4 all-time in the history of women's basketball in winning percentage. The Lady Techsters have won .761 percent of its games (through the start of this season). Tech trails only Tennessee, Connecticut and Stanford. The below list is through the end of the 2020-21 season.

Program	Pct (Entering 2021-22 season)
1. Tennessee	.799 (1401-351)
2. UConn	.798 (1201-306)
3. Stanford	.771 (1149-342)
4. LA Tech	.761 (1153-362)
5. Notre Dame	.739 (1022-361)
6. Green Bay	.737 (1039-370)
7. Texas	.729 (1128-419)
8. Maryland	.709 (1055-434)
9. SFA	.707 (1127-466)
10. South Dakota State	.703 (1039-438)

Milestone Wins

Louisiana Tech recorded win No. 1,100 in its programs history with an 87-50 victory over Alcorn State on Dec. 29, 2017. Below is a list of milestone wins for Louisiana Tech in the program's history.

No. 1	LSU 97-83	1974-75
No. 100	Southern 105-83	1978-79
No. 200	Oral Roberts 94-53	1981-82
No. 300	Oral Roberts 78-59	1984-85
No. 400	Holy Cross 79-51	1988-89
No. 500	Alabama 93-72	1992-93
No. 600	Western Kentucky 89-49	1995-96
No. 700	New Orleans 97-57	1998-99
No. 800	New Mexico 67-54	2002-03
No. 900	Iowa 77-59	2006-07
No. 1000	Nevada 66-59	2010-11
No. 1100	Alcorn State 87-50	2017-18

Toughest Places to Play

Louisiana Tech is one of the hardest places in the country to play

in women's basketball as the Lady Techsters have won 85.33 percent of their games in Ruston since the program's inception in 1974, third only to Knoxville, Tenn. and Stanford, Calif. The below list is through the end of the 2020-21 season.

Records are through the 2020-21 season

Cities (Program)	Record	Percentage
1. Knoxville, Tenn. (Tennessee)	SEC 629-74	89.47%
2. Stanford, Calif. (Stanford)	Pac-12 572-95	85.76%
3. Ruston, La. (Louisiana Tech)	C-USA 575-99	85.33%
4. Missoula, Mont. (Montana)	Big Sky 578-108	84.26%
5. South Bend, Ind. (Notre Dame)	ACC 495-105	82.50%
6. Austin, Texas (Texas)	Big 12 602-128	82.47%
7. Bowling Green, Kent. (WKU)	C-USA 534-123	81.28%
8. College Park, Md. (Maryland)	Big Ten 566-136	80.63%
9. Salt Lake City, Utah (Utah)	Pac-12 508-124	80.38%
10. Grand Forks, N.D. (N Dakota)	Summit 514-129	79.74%

Down But Not Out

Louisiana Tech has produced some great come-from-behind wins during its history, including a program record 21-point come-from-behind win over Old Dominion in 1989-90. Below are the top 10 come-from-behind wins.

1. Old Dominion (89-90)	-21	W, 72-71
2. Idaho (12-13)	-20	W, 67-58
3. Iowa (05-06)	-19	W, 95-91 (2OT)
3. Florida Atlantic (14-15)	-19	W, 73-68
5. UAB (14-15)	-18	W, 61-55
6. Houston (18-19)	-16	W, 100-88 (OT)
6. Prairie View (11-12)	-16	W, 89-83 (3OT)
6. Rice (04-05)	-16	W, 76-66
6. UAB (16-17)	-16	W, 64-63
10. Fresno State (04-05)	-15	W, 92-87 (2OT)
10. Lamar (90-91)	-15	W, 77-76

Postseason History

Louisiana Tech has a storied history of postseason play. Louisiana Tech has played in 27 NCAA Tournaments and 3 AIAW (the AIAW governed all of women's basketball until the NCAA took over in July of 1981). Tech has not only played in these events, they have recorded success that very few programs can match. LA Tech had advanced to 13 Final Fours, 8 national title games and won three national titles (1981 AIAW, 1982 NCAA, 1988 NCAA). LA Tech also has three appearances in the WNIT.

Milestones In Ruston

Since the program's inception in 1974, Louisiana Tech has won 500 games in the city of Ruston between the old Memorial Gym and the Thomas Assembly Center. Below is a list of Tech's milestone wins in Ruston.

No. 1 Tech 97, LSU 83
Jan. 24, 1975 Memorial Gym
No. 50 Tech 93, LSU 61
Feb. 2, 1980 Memorial Gym
No. 90 Tech 82, Kentucky 60
March 20, 1982 Memorial Gym (Last in arena)

Historical Notes

- No. 91 Tech 83, Alabama 56
Dec. 9, 1982 Thomas Assembly Center (1st in arena)
- No. 100 Tech 94, South Carolina 54
Jan. 15, 1983 Thomas Assembly Center
- No. 200 Tech 109, Lamar 49
March 11, 1989 Thomas Assembly Center
- No. 300 Tech 84, Southern Miss 46
March 18, 1996 Thomas Assembly Center
- No. 400 Tech 87, Fresno State 62
Feb. 13, 2003 Thomas Assembly Center
- No. 500 Tech 64, New Mexico State 50
Feb. 25, 2012 Thomas Assembly Center

Milestone Wins at TAC

Louisiana Tech is approaching its 500th win at the Thomas Assembly Center. LA Tech is at 494 wins and only 93 losses in the facilities history.

- No. 1 LA Tech 83, Alabama 56
Dec. 9, 1982
- No. 100 LA Tech 88, Stephen F. Austin 54
Jan. 17, 1989
- No. 200 LA Tech 111, UL-Lafayette 36
Jan. 10, 1996
- No. 300 LA Tech 95, Nevada 65
March 2, 2002
- No. 400 LA Tech 62, San Jose State 53
Feb. 19, 2011
- No. 500 ????

Victorious Despite Lack of Offense

Below is a list of the wins where LA Tech scored the fewest amount of points and still found a way to win.

1. 43-38 vs. Little Rock (Dec. 2, 2019)
2. 48-36 vs. Oklahoma (March 18, 1995)
3. 50-42 vs. UNO (March 11, 1994)
3. 50-42 vs. ULL (March 5, 1986)
3. 50-39 vs. Little Rock (Dec. 20, 2013)

Fewest Points Scored

The fewest points Louisiana Tech has ever scored in a game came in a 77-26 loss to Texas A&M on Dec. 4, 2012 in College Station, Texas. Incidentally, it came exactly 10 years to the day of the previous program low of 35 points in a 60-35 loss to Tennessee on Dec. 4, 2002.

1. 26 vs. Texas A&M (77-26) on Dec. 4, 2012
2. 35 vs. Tennessee (60-35) on Dec. 4, 2002
3. 37 vs. Charlotte (55-37) on Jan. 31, 2020
4. 38 vs. Middle Tennessee (75-38) on Jan. 12, 2019
5. 41 vs. LSU (51-41) on Dec. 15, 2008
6. 42 vs. Boise State (52-42) on Jan. 25, 2009
6. 42 vs. Mississippi State (72-42) on Dec. 3, 2008
8. 43 vs. Little Rock (43-38) on Dec. 2, 2019
9. 44 vs. Southeastern Louisiana (81-44) on Feb. 8, 1975
9. 44 vs. Tennessee (67-44) on March 29, 1987
9. 44 vs. LSU (61-44) on Dec. 30, 2006

9. 44 vs. Southern Miss (57-44) on Jan. 30, 2021
9. 44 at Ole Miss (62-44) on Nov. 19, 2021

Overtime History

Tech is 25-21 all-time in OT games. Below is a list of LA Tech's all-time overtime results.

OT History	Overall	Home	Road	Neutral	League
Overall:	25-21	5-7	15-11	5-3	14-10
1 OT	20-20	4-7	13-10	3-3	11-9
2 OT	3-0	1-0	1-0	1-0	2-0
3 OT	2-1	0-0	1-1	1-0	1-1

1974-75	Northwestern State	L 86-77	Neutral
1974-75	Northwestern State	W 87-83	Neutral
1976-77	Southeastern LA	L 104-102	Ruston
1977-78	Kansas	W 90-82	Neutral
1979-80	Rutgers	W 89-83	Piscataway
1984-85	ULM	W 79-77	Ruston
1984-85	Southern Cal	W 83-79	Los Angeles
1986-87	Long Beach State	L 99-95	Long Beach
1987-88	Texas	W 83-80	Austin
1988-89	Tennessee	L 62-61	Neutral
1990-91	Texas Tech	L 79-67	Lubbock
1990-91	Stephen F. Austin	L 77-74	Ruston
1991-92	Western Kentucky	L 72-66	Bowling Green
1991-92	Northern Illinois	L 77-71	DeKalb
1992-93	Ole Miss	W 68-64	Oxford
1993-94	Western Kentucky	W 87-82	Bowling Green
1995-96	Connecticut	W 83-81	Neutral
2003-04	Rice	L 87-84	Houston
2004-05	Illinois	L 71-65	Ruston
2004-05	Hawaii	L 79-78	Honolulu
2004-05	Fresno State	W 92-87 2ot	Neutral
2005-06	Iowa	W 95-91 2ot	Ruston
2005-06	Hawaii	W 71-66	Honolulu
2008-09	Utah State	W 90-82	Logan
2008-09	Idaho	W 67-63	Moscow
2008-09	Nevada	L 91-88	Reno
2009-10	Idaho	W 74-71	Ruston
2009-10	Fresno State	L 81-78	Ruston
2010-11	Hawaii	W 74-69	Honolulu
2010-11	Fresno State	W 94-92 3ot	Fresno
2010-11	Fresno State	W 90-84	Ruston
2011-12	Prairie View	W 89-83 3ot	Neutral
2012-13	Denver	W 82-77 2ot	Denver
2012-13	Utah State	L 76-75	Ruston
2013-14	Tulsa	W 82-75	Tulsa
2014-15	Southern Miss	L 79-77	Ruston
2015-16	UTSA	W 82-72	San Antonio
2015-16	Rice	L 72-67	Birmingham
2016-17	Clemson	L 78-67	Clemson
2016-17	Rice	W 70-67	Houston
2016-17	SMU	L 75-70	Dallas
2018-19	Houston	W, 100-88	Ruston
2018-19	Marshall	L, 90-88 3ot	Huntington
2019-20	North Texas	L, 74-69	Denton
2019-20	Rice	L, 73-60	Ruston
2020-21	Marshall	W, 61-51	Huntington

TAC Domination

Over the past 38 seasons, Louisiana Tech has dominated oppo-

Historical Notes

nents in the Thomas Assembly Center. Below are some impressive home numbers.

- * Home winning streaks of 52 and 62 games, which both rank in the Top 10 in NCAA history
- * Record of 494-93 all-time in the arena
- * Record of 211-47 in regular season conference games
- * Record of 15-2 in conference tournament games
- * 53-19 vs. ranked opponents
- * 33-0 in NCAA Tournament games
- * 47-1 in national postseason games

42 of 47

Since the program's inception in 1974, Louisiana Tech has recorded 42 winning seasons (out of 47). The only losing seasons in the history of the program came in 2012-13 (14-17), 2013-14 (12-20), 2015-16 (14-16) and 2018-19 (14-16). Tech posted its first ever .500 season in 2019-20 when the Lady Techsters went 15-15.

Post-season Play

With Louisiana Tech's bid to the 2018 WNIT, the Lady Techsters have now competed in 33 national postseason tournaments, including three AIAW Tournaments, 27 NCAA Tournaments and 3 WNITs. Below is a chart that shows Louisiana Tech's national postseason history (Tech participated as a member of the AIAW until 1981-82 when the NCAA took over women's basketball).

	NCAA	AIAW	WNIT
Appearances	27	3	3 (09, 17, 18)
Final 4s	10	3	0
Title Games	6	2	0
Titles	2 (1981, 1988)	1 (1980)	0

Basketball Hall of Famers

A total of nine former Louisiana Tech coaches and/or players have been enshrined into the Women's Basketball Hall of Fame. The list is a who's who of Louisiana Tech's women's basketball lore. Leon Barmore, Teresa Weatherspoon and Kim Mulkey are also a part of the Naismith Memorial Basketball Hall of Fame.

	WBB HOF	Naismith HOF
Kim Mulkey	Class of 2000	Class of 2020
Leon Barmore	Class of 2003	Class of 2003
Janice Lawrence	Class of 2006	
Pam Kelly	Class of 2007	
Sonja Hogg	Class of 2009	
Teresa Weatherspoon	Class of 2010	Class of 2019
Gary Blair	Class of 2013	
Kurt Budke	Class of 2014	
Sue Donohoe	Class of 2020	

Kodak/State Farm Factory

Louisiana Tech boasts 16 Kodak/State Farm All-Americans in its history.

Player	Year
Tamicha Jackson	2000

Amanda Wilson	1999
Debra Williams	1996
Vickie Johnson	1995, 1996
Venus Lacy	1990
Nora Lewis	1989
Teresa Weatherspoon	1987, 1988
Pam Gant	1985
Janice Lawrence	1983, 1984
Angela Turner	1982
Pam Kelly	1980, 1981, 1982

Wade Trophy Winners

Louisiana Tech also boasts three Wade Trophy recipients. The Wade Trophy is named after 3-time national champion Delta State coach Margaret Wade and is annually presented to the best player in the country (it debut in 1978). Today, State Farm sponsors the award. LA Tech's three recipients of the award are Pam Kelly (1981-82), Janice Lawrence (1983-84) and Teresa Weatherspoon (1987-88).

1. UConn	8
2. LA Tech	3
2. Old Dominion	3
2. Texas	3
2. Baylor	3

WNBA Factory

Adrienne Johnson became the 16th Louisiana Tech player selected in the WNBA Draft in 2011 as she was taken with the 28th overall selection (4th in the third round) by the Connecticut Sun. Tech has had a total of 21 former players that have played in the WNBA (includes free agent signees).

Year	Player	Team (Round)
2011	Adrienne Johnson	Connecticut Sun (3rd)
2010	Shanavia Dowdell	Washington Mystics (2nd)
2005	Erica Smith-Taylor	Washington Mystics (2nd)
2004	Amisha Carter	New York Liberty (2nd)
2004	Trina Frierson	Seattle Storm (2nd)
2003	Cheryl Ford	Detroit Shock (1st)
2002	Ayana Walker	Detroit Shock (2nd)
2002	Takeisha Lewis	Seattle Storm (3rd)
2000	Betty Lennox	Minnesota Lynx (1st)
2000	Tamicha Jackson	Detroit Shock (1st)
2000	Shaka Massey	Charlotte Sting (4th)
1999	Amanda Wilson	Phoenix Mercury (4th)
1999	Alisa Burras*	Portland Fire (1st)*
1997	Vickie Johnson	New York Liberty (2nd)
1997	Racquel Spurlock	Houston Comets (3rd)
1997	Debra Williams	Charlotte Sting (3rd)

*, Expansion Draft

Additional Techsters in WNBA (free agent, supplemental drafts)

Teresa Weatherspoon, New York Liberty
 Monica Maxwell, Washington Mystics
 Venus Lacy, New York Liberty
 Janice Lawrence, Cleveland Rockers
 LaShawn Brown, Washington Mystics

Conference USA Notes

LA Tech in Conference Openers

Louisiana Tech is 25-9 all-time in regular season conference openers. Tech won this year's C-USA opener, defeating Marshall 61-51 in overtime (Tech is just 3-5 all-time in C-USA openers).

1987-88 W 113-50 vs. Arkansas State
 1988-89 W 66-44 at Arkansas State
 1989-90 W 98-35 vs. Texas-Pan American
 1990-91 L 76-75 at Arkansas State
 1991-92 W 65-60 at New Orleans
 1992-93 W 71-62 at New Orleans
 1993-94 W 98-44 at UL-Lafayette
 1994-95 W 92-33 at Texas-Pan American
 1995-96 W 97-57 vs. Lamar
 1996-97 W 87-30 at UL-Lafayette
 1997-98 W 72-53 at South Alabama
 1998-99 W 71-64 vs. FIU
 1999-00 W 95-40 at UL-Lafayette
 2000-01 W 62-59 at Arkansas State
 2001-02 W 102-58 at Nevada
 2002-03 W 74-64 at SMU
 2003-04 W 63-60 at Tulsa
 2004-05 W 63-47 vs. Tulsa
 2005-06 W 75-61 vs. Boise State
 2006-07 W 65-52 at San Jose State
 2007-08 L 75-52 at Fresno State
 2008-09 L 64-57 at Nevada
 2009-10 L 69-66 vs. Utah State
 2010-11 W 69-34 at San Jose State
 2011-12 W 66-54 vs. Idaho
 2012-13 W 82-77 at Denver (2OT)
 2013-14 L 67-56 vs. USM
 2014-15 L 79-77 vs. USM (OT)
 2015-16 L, 69-58 at USM
 2016-17 W, 72-61 vs. USM
 2017-18 W, 61-53 vs. North Texas
 2018-19 L, 65-54 vs. North Texas
 2019-20 L, 66-60 at Southern Miss
 2020-21 W, 61-51 at Marshall (OT)

LA Tech vs. C-USA Schools

Louisiana Tech is 153-99 all-time against current members of Conference USA.

Western Kentucky	27-23
Old Dominion	17-9
Rice	15-14
North Texas	13-4
UTEP	14-8
FIU	12-1
UTSA	14-5
Southern Miss	10-10
Florida Atlantic	7-1
Middle Tennessee	6-8
Charlotte	5-5
UAB	6-6
Marshall	7-5

All Day -- Conference USA

This is the fourth conference that the Lady Techster basketball program has been affiliated with during its history, including the American South (1987-1991), the Sun Belt (1991-2001), the WAC (2001-2013) and Conference USA (2013-present).

League	Years	Overall	League
Independent	1974-87	364-63	NA
American South	1987-91	114-19	38-3
Sun Belt	1991-01	290-46	135-9
Western Athletic	2001-13	263-116	157-43
C-USA	2013- present	124-118	66-70
Totals		1155-362	396-125

Techsters Against Conference Foes

This year marks Louisiana Tech's ninth as a member of Conference USA and 35th as a member of a conference. During the course of Tech's conference affiliations, the Lady Techsters have had plenty of success against conference opponents.

American South:	38-3 regular season (20-1 home, 18-2 road) 8-0 conference tournaments (8-0 at home) 46-3 overall (28-1 home, 18-2 road)
Sun Belt	135-9 regular season (71-1 home, 64-8 road) 24-3 tournament (7-2 home, 4-1 road, 13-0 neutral) 159-12 overall (78-3 home, 68-9 road, 13-0 neutral)
WAC	157-43 regular season (84-16 home, 73-27 road) 23-7 tournament (0-0 home, 3-2 road, 20-5 neutral) 180-50 overall (84-16 home, 76-29 road, 20-5 neutral)
C-USA	66-70 in regular season (37-30 home, 29-40 road) 6-7 tournament (0-0 home, 0-1 road, 6-6 neutral) 72-77 overall (37-30 home, 31-41 road, 6-6 neutral)
All-Time	396-125 regular season (212-48 home, 184-77 road) 61-17 tournament (14-2 home, 7-4 road, 40-11 neutral) 457-142 overall (226-50 home, 191-81 road, 40-11 neutral)

Conference History

In their 35th year of conference affiliation, the Lady Techsters have recorded plenty of success. Tech has won 20 regular season

titles, 16 conference tournament titles.

34th season of conference affiliation

American South 1987-91

Sun Belt 1991-2001

WAC 2001-13

C-USA 2013-present

20 regular season conference titles

American South 1988, 89, 90

Sun Belt 1993*, 94, 95, 96, 97*, 98, 99, 2000, 01

WAC 2002, 03, 04, 05*, 06, 07*, 09*, 11

C-USA None

* = shared regular season title

16 conference tournament titles

American South | 1988, 89, 90, 91

Sun Belt | 1994, 96, 97, 98, 99, 2000, 2001

WAC | 2002, 03, 04, 06, 2010

C-USA | None

Conference Champs

Louisiana Tech has won 20 regular season conference titles in its 33 years of conference affiliation dating back to the 1987-88 season when it joined the American South Conference. Tech had a 15-year streak of regular season conference titles come to an end in 2007-08 when the Lady Techsters finished fifth.

Year	Season	Tournament	Finish
87-88	ASC	LA Tech	9-0/1st
88-89	ASC	LA Tech	10-0/1st
89-90	ASC	LA Tech	10-0/1st
90-91	ASC	Lamar	9-3/2nd
91-92	SBC	Lamar/WKU	12-4/3rd
92-93	SBC	LA Tech	13-1/1st
93-94	SBC	LA Tech	14-0/1st
94-95	SBC	LA Tech	13-1/1st
95-96	SBC	LA Tech	14-0/1st
96-97	SBC	LA Tech/WKU	12-2/T1st
97-98	SBC	LA Tech	13-1/1st
98-99	SBC	LA Tech	12-0/1st
99-00	SBC	LA Tech	16-0/1st
2000-01	SBC	LA Tech	16-0/1st
2001-02	WAC	LA Tech	17-1/1st
2002-03	WAC	LA Tech	18-0/1st
2003-04	WAC	LA Tech	17-1/1st
2004-05	WAC	LA Tech/Rice	14-4/T1st
2005-06	WAC	LA Tech	15-1/1st
2006-07	WAC	LA Tech/Boise	12-4/T1st
2007-08	WAC	Boise/Fresno	9-7/5th
2008-09	WAC	LA Tech/Fresno	12-4/T1st
2009-10	WAC	Fresno St.	11-5/2nd
2010-11	WAC	LA Tech	15-1/1st
2011-12	WAC	Fresno St.	8-6/3rd
2012-13	WAC	Seattle	9-9/5th
2013-14	C-USA	MT	5-11/14th
2014-15	C-USA	WKU	10-8/7th
2015-16	C-USA	UTEP	9-9/7th
2016-17	C-USA	WKU	12-6/4th

2017-18 C-USA UAB

2018-19 C-USA Rice

2019-20 C-USA Rice

2020-21 C-USA Rice

WKU

Rice

MT

10-6/3rd

6-10/10th

6-12/12th

8-8/4th WD

Conference Tournament History

2021 marked the 34th appearance in a conference tournament for the Louisiana Tech Lady Techsters, their sixth as a member of Conference USA. Tech has competed in the American South, Sun Belt, Western Athletic Conference and Conference USA in their respective postseason tournaments. Tech is 61-17 overall all-time in conference tournament games, and it has captured 16 conference tournament championships in its history.

No. of Tournaments:	34
No. of Titles:	16
Overall:	61-17
In American South:	8-0
In Sun Belt:	24-3
In WAC:	23-7
In C-USA:	6-7
Opening Round	4-2
Second Round	1-1
Quarterfinals:	19-4
Semifinal Games:	21-5
Finals:	16-5
In Ruston:	14-2
On Road:	7-4
Neutral Site:	39-11
Seeded No. 1:	44-4
Seeded No. 2:	6-2
Seeded No. 3:	3-4
Seeded No. 4:	2-2
Seeded No. 5	2-1
Seeded No. 7	1-2
Seeded No. 10	0-1
Seeded No. 12	1-0
Seeded No. 14	2-1

Bipolar Experience

Below are lists of the most lopsided wins and losses in Conference USA games since the Lady Techsters joined the league in 2013.

Largest Margin of Victory (in C-USA games)

1. 39 vs. UTSA (69-30)	March 5, 2020
2. 37 vs. Charlotte (88-51)	Jan. 19, 2019
3. 35 vs. Southern Miss (72-37)	Jan. 24, 2016
3. 35 vs. North Texas (92-57)	Jan. 22, 2015
5. 32 vs. Southern Miss (89-57)	Feb. 17, 2018

Largest Margin of Defeat (in C-USA Games)

1. 37 vs. Middle Tennessee (75-38)	Jan. 12, 2019
2. 31 by East Carolina (86-55)	Jan. 18, 2014
3. 26 by UAB (95-69)	March 7, 2019
4. 24 vs. Middle Tennessee (68-44)	Feb. 7, 2015
4. 24 vs. Charlotte (85-61)	Feb. 13, 2015

All-Time Record Breakdown

Year	Overall	Home	Road	Neutral	Home Attendance	Average Attendance
74-75**	13-9	3-1*	3-2	7-6		
75-76**	19-10	8-2*	6-4	5-4		
76-77**	22-9	10-2*	6-4	6-3		
77-78**	20-8	8-1*	7-5	5-2		
78-79**	34-4	10-0*	11-2	13-2	21,534	2,153
79-80**	40-5	21-0*	11-2	8-3	58,188	2,909
80-81**	34-0	14-0*	10-0	10-0	51,851	3,988
81-82**	35-1	16-0*	11-1	8-0	63,680	4,866
82-83	31-2	18-1	9-0	4-1	81,620	4,296
83-84	30-3	15-0	13-2	2-1	79,945	5,330
84-85	29-4	16-0	7-4	6-0	62,110	3,882
85-86	27-5	15-1	11-3	1-1	54,345	3,392
86-87	30-3	14-0	11-2	5-1	45,710	3,265
87-88	32-2	15-0	11-2	6-0	39,365	2,460
88-89	32-4	19-1	12-1	1-2	68,738	3,437
89-90	32-1	15-0	15-0	2-1	44,183	2,945
90-91	18-12	12-4	5-7	1-1	35,089	2,193
91-92	20-10	11-3	6-6	3-1	21,454	1,532
92-93	26-6	14-2	10-3	2-1	51,057	3,191
93-94	31-4	15-0	9-3	7-1	43,963	2,935
94-95	28-5	15-2	11-1	2-2	63,428	4,229
95-96	31-2	15-0	10-1	6-1	55,181	3,679
96-97	31-4	17-0	8-3	6-1	65,990	3,882
97-98	31-4	18-0	7-2	6-2	71,254	3,959
98-99	30-3	12-1	14-0	4-2	58,715	4,517
99-00	31-3	15-0	10-2	6-1	57,071	3,805
00-01	31-5	16-2	9-2	6-1	71,840	3,991
01-02	25-5	13-0	10-3	2-2	48,857	3,758
02-03	31-3	15-1	12-1	4-1	57,960	3,623
03-04	29-3	13-0	12-2	4-1	47,119	3,625
04-05	20-10	11-2	7-5	2-3	42,719	3,286
05-06	26-5	13-0	10-4	3-1	39,852	3,066
06-07	17-13	7-6	9-5	1-2	33,176	2,552
07-08	16-15	8-6	6-8	2-1	30,514	2,180
08-09	21-13	13-3	6-10	2-0	34,802	2,175
09-10	23-9	9-4	11-5	3-0	32,450	2,319
10-11	24-8	13-1	9-4	2-3	31,611	2,258
11-12	17-15	7-6	6-5	4-4	45,161	3,474
12-13	14-17	9-5	4-10	1-2	33,260	2,376
13-14	12-20	8-7	2-12	2-1	28,776	1,918
14-15	16-15	7-4	7-10	2-1	22,672	2,061
15-16	14-16	9-6	4-8	1-2	29,306	1,954
16-17	18-14	10-5	7-8	1-1	28,868	1,925
17-18	19-12	12-5	6-5	1-2	39,497	2,323
18-19	14-16	8-5	5-9	1-2	21,528	1,656
19-20	15-15	11-6	3-9	1-0	28,449	1,673
20-21	14-10	8-4	5-5	1-1	14,400	1,200
21-22	5-2	3-0	1-2	1-0	4,572	1,524
Totals	1158-364	584-99	395-194	179-71	1,657,404	2,427

*, Memorial Gym

90-6 Memorial Gym

494-93 TAC

Starting Lineups

<u>Game</u>	<u>Result</u>	<u>Player</u>	<u>Player</u>	<u>Player</u>	<u>Player</u>	<u>Player</u>
Jarvis Christian	W, 103-53	Walker	Lee	Bates	Brannon	Roberson
LSU-Alexandria	W, 95-48	Walker	Lee	Bates	Brannon	Roberson
at Ole Miss	L, 44-62	Walker	Lee	Bates	Brannon	Roberson
Nicholls State	W, 77-48	Walker	Lee	Bates	Brannon	Roberson
vs. Boise State	W, 60-57	Walker	Lee	Bates	Brannon	Roberson
at Colorado	L, 48-59	Walker	Lee	Bates	Brannon	Roberson
at ULM	W, 64-48	Walker	Lee	Bates	Brannon	Roberson
Mississippi Valley State						
Sam Houston						
at Louisiana-Lafayette						
at McNeese State						
at Marshall						
at Western Kentucky						
UTEP						
UTSA						
at Southern Miss						
Southern Miss						
at UAB						
at Rice						
at North Texas						
FAU						
FIU						
Charlotte						
at UTEP						
at UTSA						
Rice						
North Texas						
at Old Dominion						
UAB						

Record by Lineups

Lineup 1: Walker, Lee, Bates, Brannon, Roberson 5-2

<u>Name</u>	<u>Season</u>	<u>Career</u>	<u>Career</u>	<u>Career Statistical Totals</u>					<u>10+</u>	<u>10+</u>	<u>Double</u>
	<u>Starts</u>	<u>Starts</u>	<u>GP</u>	<u>Points</u>	<u>Reb</u>	<u>Assists</u>	<u>Steals</u>	<u>Blocks</u>	<u>Points</u>	<u>Reb</u>	<u>Doubles</u>
Green	0	105	113	1218	378	245	136	4	55	2	0
Walker	7	57	83	895	243	91	91	8	48	0	0
Sant	0	34	61	251	154	56	22	6	4	0	0
Roberson	7	33	61	559	398	27	39	42	26	13	9
Bates	7	11	53	240	85	116	37	7	7	1	1
Thompson	0	3	31	96	75	8	8	12	0	0	0
Davis	0	1	47	155	89	8	12	32	3	0	0
Lee	7	7	25	97	34	12	9	0	4	0	0
Brannon	7	7	7	67	40	6	11	1	3	0	0
Smith	0	0	4	6	1	2	5	0	0	0	0
Ockwell	0	0	3	5	5	0	0	0	0	0	0
Nativi	0	0	7	24	8	8	6	2	1	0	0
Wurm	0	0	3	6	3	0	1	0	0	0	0

Leads & Deficits

Date	Opponent	Largest Lead	Largest Deficit	Time Led	Time Trailed	Time Tied	Result
Nov. 9	Jarvis Christian	50 (4th 1:48)	2 (1st 9:07)	38:21	0:21	1:18	W, 103-53
Nov. 12	LSU-Alexandria	53 (4th 6:37)	----	39:46	----	0:14	W, 95-48
Nov. 19	at Ole Miss	1 (1st 4:03)	21 (4th 8:23)	0:13	39:26	0:21	L, 44-62
Nov. 22	Nicholls State	31 (4th 3:26)	----	39:09	----	0:51	W, 77-48
Nov. 26	vs. Boise State	8 (2nd 7:24)	6 (4th 9:26)	23:09	11:39	5:12	W, 60-57
Nov. 27	at Colorado	4 (1st 8:13)	12 (3rd 9:29)	6:27	31:43	1:50	L, 48-59
Dec. 2	at ULM	16 (4th 0:07)	4 (1st 5:20)	30:47	7:16	1:57	W, 64-48
Dec. 5	Mississippi Valley State						
Dec. 10	Sam Houston						
Dec. 19	at Louisiana-Lafayette						
Dec. 22	at McNeese State						
Dec. 30	at Marshall						
Jan. 1	at Western Kentucky						
Jan. 6	UTEP						
Jan. 8	UTSA						
Jan. 13	at Southern Miss						
Jan. 16	Southern Miss						
Jan. 22	at UAB						
Jan. 27	at Rice						
Jan. 29	at North Texas						
Feb. 3	FAU						
Feb. 5	FIU						
Feb. 10	Charlotte						
Feb. 17	at UTEP						
Feb. 19	at UTSA						
Feb. 24	Rice						
Feb. 26	North Texas						
March 2	at Old Dominion						
March 5	UAB						

Game-By-Game Leaders

Date	Opponent	Points	Rebounds	Assists
Nov. 9	Jarvis Christian	Keiunna Walker (26)	Anna Larr Roberson (6) Keiunna Walker (6)	Salma Bates (5)
Nov. 12	LSU-Alexandria	Robyn Lee (17)	Anna Larr Roberson (8)	Salma Bates (6)
Nov. 19	at Ole Miss	Keiunna Walker (18)	Robyn Lee (5)	Anna Larr Roberson (3) Amaya Brannon (3)
Nov. 22	Nicholls State	Keiunna Walker (18)	Anna Larr Roberson (7)	Robyn Lee (4)
Nov. 26	vs. Boise State	Anna Larr Roberson (17)	Anna Larr Roberson (13)	Salma Bates (6)
Nov. 27	at Colorado	Keiunna Walker (17)	Anna Larr Roberson (11)	Salma Bates (2)
Dec. 2	at ULM	Anna Larr Roberson (20)	Anna Larr Roberson (14)	Salma Bates (4)
Dec. 5	Mississippi Valley State			
Dec. 10	Sam Houston			
Dec. 19	at Louisiana-Lafayette			
Dec. 22	at McNeese State			
Dec. 30	at Marshall			
Jan. 1	at Western Kentucky			
Jan. 6	UTEP			
Jan. 8	UTSA			
Jan. 13	at Southern Miss			
Jan. 16	Southern Miss			
Jan. 22	at UAB			
Jan. 27	at Rice			
Jan. 29	at North Texas			
Feb. 3	FAU			
Feb. 5	FIU			
Feb. 10	Charlotte			
Feb. 17	at UTEP			
Feb. 19	at UTSA			
Feb. 24	Rice			
Feb. 26	North Texas			
March 2	at Old Dominion			
March 5	UAB			

Games Leading in	Points	Rebounds	Assists
	Keiunna Walker -4	Anna Larr Roberson -6	Salma Bates - 5
	Anna Larr Roberson -2	Keiunna Walker - 1	Anna Larr Roberson - 1
	Robyn Lee - 1	Robyn Lee - 1	Amaya Brannon - 1
			Robyn Lee - 1



Autumn SMITH

FRESHMAN / GUARD

5-7 / ARLINGTON, TEXAS

MARTIN HS

SEASON HIGHS

Points

4 vs. LSU-Alexandria (Nov. 12)

Rebounds

1 vs. LSU-Alexandria (Nov. 12)

Assists

1 (2x) last vs. Nicholls State (Nov. 22)

Blocks

None

Steals

2 (2x) last vs. Nicholls State (Nov. 22)

Minutes

12 vs. LSU-Alexandria (Nov. 12)

CAREER HIGHS

Points

Same

Rebounds

Same

Assists

Same

Blocks

None

Steals

Same

Minutes

Same

GAME-BY-GAME STATS

DATE	OPPONENT	GP-GS	MIN	FG	3FG	FT	O-D-T	PF	A	TO	B	S	TP
Nov. 9	Jarvis Christian	1-0	9	1-3	0-1	0-0	0-0-0	0	1	0	0	2	2
Nov. 12	LSU-Alexandria	1-0	12	2-4	0-1	0-0	0-1-1	0	0	1	0	1	4
Nov. 19	at Ole Miss						DNP						
Nov. 22	Nicholls State	1-0	5	0-0	0-0	0-0	0-0-0	0	1	0	0	2	0
Nov. 26	vs. Boise State						DNP						
Nov. 27	at Colorado						DNP						
Dec. 2	at ULM	1-0	1	0-0	0-0	0-0	0-0-0	1	0	1	0	0	0
Dec. 5	Mississippi Valley State												
Dec. 10	Sam Houston												
Dec. 19	at Louisiana-Lafayette												
Dec. 22	at McNeese State												
Dec. 30	at Marshall												
Jan. 1	at Western Kentucky												
Jan. 6	UTEP												
Jan. 8	UTSA												
Jan. 13	at Southern Miss												
Jan. 16	Southern Miss												
Jan. 22	at UAB												
Jan. 27	at Rice												
Jan. 29	at North Texas												
Feb. 3	FAU												
Feb. 5	FIU												
Feb. 10	Charlotte												
Feb. 17	at UTEP												
Feb. 19	at UTSA												
Feb. 24	Rice												
Feb. 26	North Texas												
March 2	at Old Dominion												
March 5	at UAB												



CAREER STATS

YEAR	GP	GS	MIN	AVG.	FG	FGA	PCT.	3FG	3FGA	PCT.	FT	FTA	PCT.	Rebounds			AVG	PF	FO	A	TO	BLK	STL	PTS	AVG
														OFF	DEF	TOTAL									
2021-22	4	0	26	6.4	3	7	.429	0	2	.000	0	0	.000	0	1	1	0.3	1	0	2	2	0	5	6	1.5
Total	3	0	26	6.4	3	7	.429	0	2	.000	0	0	.000	0	1	1	0.3	1	0	2	2	0	5	6	1.5



Keiunna WALKER

JUNIOR / GUARD

5-6 / LONOKE, ARKANSAS

LONOKE HS

SEASON HIGHS

Points

26 vs. Jarvis Christian College (Nov. 9)

Rebounds

6 vs. Jarvis Christian College (Nov. 9)

Assists

4 vs. LSU-Alexandria (Nov. 12)

Blocks

1 vs. Nicholls State (Nov. 22)

Steals

5 vs. Jarvis Christian College (Nov. 9)

Minutes

36 at ULM (Dec.2)

CAREER HIGHS

Points

28 vs. UTEP (Jan. 11, 2020)

Rebounds

9, vs. North Texas (2/5/21)

Assists

7 vs. Middle Tennessee (Jan. 23, 2020)

Blocks

1, (8x) last vs. Nicholls State (11/22/21)

Steals

6 vs. UTEP (Jan. 11, 2020)

Minutes

38 vs. Marshall (3/10/21)

GAME-BY-GAME STATS

DATE	OPPONENT	GP-GS	MIN	FG	3FG	FT	O-D-T	PF	A	TO	B	S	TP
Nov. 9	Jarvis Christian	1-1	22	8-12	1-2	9-10	2-4-6	3	2	1	0	5	26
Nov. 12	LSU-Alexandria	1-1	27	5-9	0-1	3-4	0-3-3	2	4	4	0	2	13
Nov. 19	at Ole Miss	1-1	32	4-11	1-3	9-14	0-3-3	4	2	3	0	2	18
Nov. 22	Nicholls State	1-1	33	5-12	0-3	8-10	1-1-2	2	3	1	1	3	18
Nov. 26	vs. Boise State	1-1	30	5-17	1-2	3-3	0-4-4	2	1	2	0	2	14
Nov. 27	at Colorado	1-1	25	4-9	0-3	9-10	0-3-3	4	0	1	0	2	17
Dec. 2	at ULM	1-1	36	4-16	0-2	3-3	2-3-5	1	2	6	0	2	11
Dec. 5	Mississippi Valley State												
Dec. 10	Sam Houston												
Dec. 19	at Louisiana-Lafayette												
Dec. 22	at McNeese State												
Dec. 30	at Marshall												
Jan. 1	at Western Kentucky												
Jan. 6	UTEP												
Jan. 8	UTSA												
Jan. 13	at Southern Miss												
Jan. 16	Southern Miss												
Jan. 22	at UAB												
Jan. 27	at Rice												
Jan. 29	at North Texas												
Feb. 3	FAU												
Feb. 5	FIU												
Feb. 10	Charlotte												
Feb. 17	at UTEP												
Feb. 19	at UTSA												
Feb. 24	Rice												
Feb. 26	North Texas												
March 2	at Old Dominion												
March 5	at UAB												



CAREER STATS

YEAR	GP	GS	MIN	AVG.	FG	FGA	PCT.	3FG	3FGA	PCT.	FT	FTA	PCT.	Rebounds			AVG	PF	FO	A	TO	BLK	STL	PTS	AVG
														OFF	DEF	TOTAL									
2018-19	23	0	214	9.3	29	85	.341	3	15	.200	16	28	.571	12	15	27	1.2	29	0	6	23	2	9	77	3.3
2019-20	29	27	727	25.1	105	262	.401	11	48	.229	95	130	.731	27	65	92	3.2	63	2	36	42	2	44	316	10.9
2020-21	24	23	701	29.2	132	345	.383	13	48	.271	108	152	.711	18	80	98	4.1	78	3	35	49	3	20	385	16.0
2021-22	7	7	203	29.0	35	86	.407	3	16	.188	44	54	.815	5	21	26	3.7	18	0	14	18	1	18	117	16.7
Total	83	57	1844	22.2	301	778	.387	30	127	.236	263	364	.723	62	181	243	2.9	188	5	91	132	8	91	895	10.8



Robyn
LEE

FRESHMAN / GUARD

5-8 / MOSS POINT, MISS.

MOSS POINT HS

SEASON HIGHS

Points

17 vs. LSU-Alexandria (Nov. 12)

Rebounds

5 (2x) last at Ole Miss (Nov. 19)

Assists

4 vs. Nicholls State (Nov. 22)

Blocks

None

Steals

3 vs. Jarvis Christian College (Nov. 9)

Minutes

33 vs. Jarvis Christian College (Nov. 9)

CAREER HIGHS

Points

17 vs. LSU-Alexandria (11/12/21)

Rebounds

5 (2x) last vs. Ole Miss (Nov. 19)

Assists

4 vs. Nicholls State (11/22/21)

Blocks

None

Steals

3 vs. Jarvis Christian College (11/9/21)

Minutes

33 vs. Jarvis Christian College (11/9/21)

GAME-BY-GAME STATS

DATE	OPPONENT	GP-GS	MIN	FG	3FG	FT	O-D-T	PF	A	TO	B	S	TP
Nov. 9	Jarvis Christian	1-1	31	5-14	1-2	0-1	3-2-5	3	1	2	0	3	11
Nov. 12	LSU-Alexandria	1-1	25	7-10	2-4	1-1	1-3-4	2	3	0	0	0	17
Nov. 19	at Ole Miss	1-1	28	1-8	0-0	0-0	1-4-5	2	0	1	0	0	2
Nov. 22	Nicholls State	1-1	23	1-6	0-2	1-4	2-1-3	2	4	0	0	2	3
Nov. 26	vs. Boise State	1-1	20	0-6	0-1	0-0	2-1-3	2	2	0	0	1	0
Nov. 27	at Colorado	1-1	22	1-3	1-2	0-0	1-2-3	0	0	0	0	0	3
Dec. 2	at ULM	1-1	26	5-7	1-2	2-2	1-1-2	3	1	0	0	2	13
Dec. 5	Mississippi Valley State												
Dec. 10	Sam Houston												
Dec. 19	at Louisiana-Lafayette												
Dec. 22	at McNeese State												
Dec. 30	at Marshall												
Jan. 1	at Western Kentucky												
Jan. 6	UTEP												
Jan. 8	UTSA												
Jan. 13	at Southern Miss												
Jan. 16	Southern Miss												
Jan. 22	at UAB												
Jan. 27	at Rice												
Jan. 29	at North Texas												
Feb. 3	FAU												
Feb. 5	FIU												
Feb. 10	Charlotte												
Feb. 17	at UTEP												
Feb. 19	at UTSA												
Feb. 24	Rice												
Feb. 26	North Texas												
March 2	at Old Dominion												
March 5	at UAB												



CAREER STATS

YEAR	GP	GS	MIN	AVG.	FG	FGA	PCT.	3FG	3FGA	PCT.	FT	FTA	PCT.	Rebounds			AVG	PF	FO	A	TO	BLK	STL	PTS	AVG
														OFF	DEF	TOTAL									
2020-21	18	0	129	7.2	18	50	.360	3	9	.333	9	18	.500	1	8	9	0.5	12	0	1	16	0	1	48	2.7
2021-22	7	7	173	24.7	20	54	.370	5	13	.385	4	8	.500	11	14	25	3.6	14	0	11	3	0	8	49	7.0
Total	25	7	300	12.0	38	104	.365	8	22	.364	13	26	.500	12	22	34	1.4	26	0	12	19	0	9	97	3.9



Lotte SANT

SOPHOMORE / GUARD

6-1 / AMSTERDAM, THE NETHERLANDS

CALANDLYCEUM HS

SEASON HIGHS

Points

7 vs. Nicholls State (Nov. 22)

Rebounds

6 at ULM (Dec. 2)

Assists

2 (2x) last vs. Boise State (Nov. 26)

Blocks

1 vs. Nicholls State (Nov. 22)

Steals

2 (3x) last at Colorado (Nov. 27)

Minutes

29 at Colorado (Nov. 27)

CAREER HIGHS

Points

15, vs. LSU-Alexandria (11/7/19)

Rebounds

7, (2x) last at UTSA (3/5/20)

Assists

4, (2x) last vs. UTSA (1/9/20)

Blocks

1, (6x) last vs. Nicholls State (11/22/21)

Steals

2, (5x) last at Colorado (11/27/21)

Minutes

38 vs. UAB (2/13/21)

GAME-BY-GAME STATS

DATE	OPPONENT	GP-GS	MIN	FG	3FG	FT	O-D-T	PF	A	TO	B	S	TP
Nov. 9	Jarvis Christian	1-0	12	2-3	1-1	0-0	2-2-4	0	1	3	0	0	5
Nov. 12	LSU-Alexandria	1-0	14	0-1	0-1	0-0	1-1-2	0	2	0	0	2	0
Nov. 19	at Ole Miss	1-0	13	0-0	0-0	2-2	2-2-4	1	0	0	0	0	2
Nov. 22	Nicholls State	1-0	12	3-5	1-3	0-0	0-1-1	0	1	2	1	2	7
Nov. 26	vs. Boise State	1-0	26	2-2	2-2	0-0	0-1-1	1	2	2	0	0	6
Nov. 27	at Colorado	1-0	29	0-2	0-2	0-0	0-2-2	0	0	0	0	2	0
Dec. 2	at ULM	1-0	23	1-4	1-2	2-2	3-3-6	1	1	1	0	0	5
Dec. 5	Mississippi Valley State												
Dec. 10	Sam Houston												
Dec. 19	at Louisiana-Lafayette												
Dec. 22	at McNeese State												
Dec. 30	at Marshall												
Jan. 1	at Western Kentucky												
Jan. 6	UTEP												
Jan. 8	UTSA												
Jan. 13	at Southern Miss												
Jan. 16	Southern Miss												
Jan. 22	at UAB												
Jan. 27	at Rice												
Jan. 29	at North Texas												
Feb. 3	FAU												
Feb. 5	FIU												
Feb. 10	Charlotte												
Feb. 17	at UTEP												
Feb. 19	at UTSA												
Feb. 24	Rice												
Feb. 26	North Texas												
March 2	at Old Dominion												
March 5	at UAB												



CAREER STATS

YEAR	GP	GS	MIN	AVG.	FG	FGA	PCT.	3FG	3FGA	PCT.	FT	FTA	PCT.	Rebounds			AVG	PF	FO	A	TO	BLK	STL	PTS	AVG
														OFF	DEF	TOTAL									
2019-20	30	11	643	21.4	52	137	.380	38	108	.352	10	14	.714	25	44	69	2.3	14	0	28	25	2	7	152	5.1
2020-21	24	23	633	26.4	24	104	.231	20	93	.215	6	8	.750	15	40	65	2.7	24	0	21	11	3	9	74	3.1
2021-22	7	0	127	18.1	8	17	.471	5	11	.455	4	4	1.000	8	12	20	2.9	3	0	7	8	1	6	25	3.6
Total	61	34	1405	23.0	84	258	.326	63	212	.297	20	26	.769	58	96	154	2.5	41	0	56	44	6	22	251	4.1



Salma BATES

SOPHOMORE / GUARD

5-7 / KENNER, LOUISIANA

JOHN CURTIS HS

SEASON HIGHS

Points

16 vs. Nicholls State (Nov. 22)

Rebounds

5 at ULM (Dec. 2)

Assists

6 (2x) last vs. Boise State (Nov. 26)

Blocks

1 (2x) last vs. Boise State (Nov. 26)

Steals

5 (2x) last vs. Nicholls State (Nov. 22)

Minutes

40 at ULM (Dec. 2)

CAREER HIGHS

Points

16, vs. Nicholls State (11/22/21)

Rebounds

10, vs. Tulsa (2/10/21)

Assists

7, vs. Nicholls State (11/25/20)

Blocks

1, (4x) last vs. Boise State (11/26/21)

Steals

5, (2x) last vs. Nicholls State (11/22/21)

Minutes

40 at ULM (12/2/21)

GAME-BY-GAME STATS

DATE	OPPONENT	GP-GS	MIN	FG	3FG	FT	O-D-T	PF	A	TO	B	S	TP
Nov. 9	Jarvis Christian	1-1	29	4-8	0-0	2-2	0-3-3	1	5	1	0	3	10
Nov. 12	LSU-Alexandria	1-1	18	3-6	1-2	0-0	0-2-2	0	6	0	1	5	7
Nov. 19	at Ole Miss	1-1	39	3-11	1-3	0-0	0-1-1	2	1	2	0	2	7
Nov. 22	Nicholls State	1-1	35	6-10	4-8	0-0	0-3-3	2	3	2	1	5	16
Nov. 26	vs. Boise State	1-1	37	4-10	2-5	1-2	1-1-2	0	6	2	1	2	11
Nov. 27	at Colorado	1-1	37	4-14	0-4	1-3	0-2-2	0	2	5	0	0	9
Dec. 2	at ULM	1-1	40	2-9	1-3	3-4	0-5-5	0	4	4	2	0	8
Dec. 5	Mississippi Valley State												
Dec. 10	Sam Houston												
Dec. 19	at Louisiana-Lafayette												
Dec. 22	at McNeese State												
Dec. 30	at Marshall												
Jan. 1	at Western Kentucky												
Jan. 6	UTEP												
Jan. 8	UTSA												
Jan. 13	at Southern Miss												
Jan. 16	Southern Miss												
Jan. 22	at UAB												
Jan. 27	at Rice												
Jan. 29	at North Texas												
Feb. 3	FAU												
Feb. 5	FIU												
Feb. 10	Charlotte												
Feb. 17	at UTEP												
Feb. 19	at UTSA												
Feb. 24	Rice												
Feb. 26	North Texas												
March 2	at Old Dominion												
March 5	at UAB												



CAREER STATS

YEAR	GP	GS	MIN	AVG.	FG	FGA	PCT.	3FG	3FGA	PCT.	FT	FTA	PCT.	Rebounds		TOTAL	AVG	PF	FO	A	TO	BLK	STL	PTS	AVG
														OFF	DEF										
2019-20*	19	2	214	11.3	15	50	.300	7	24	.292	8	15	.533	6	10	16	0.8	7	0	33	21	0	7	45	2.4
2020-21*	27	2	461	17.1	47	108	.435	15	44	.341	18	35	.514	5	46	51	1.9	17	0	56	45	2	13	127	4.7
2021-22	7	7	235	33.5	26	68	.382	9	25	.360	7	11	.636	1	17	18	2.6	5	0	27	16	5	17	68	9.7
Total	52	11	904	17.4	88	226	.389	31	93	.333	33	61	.541	12	73	85	1.6	29	0	116	82	7	37	240	4.6

*Tulane Stats



Gabbie GREEN

SENIOR / GUARD

5-7 / BELLVILLE, TEXAS

BELLVILLE HS

SEASON HIGHS

Points

Rebounds

Assists

Blocks

Steals

Minutes

CAREER HIGHS

Points

23, vs. Miami (OH) (12/17/19)

Rebounds

10, vs. Duquesne (11/23/19)

Assists

3, (3x) last vs. Miami (1/21/21)

Blocks

None

Steals

4, at UCF (11/6/19)

Minutes

40, (2x) last at Virginia (2/27/20)

GAME-BY-GAME STATS

DATE	OPPONENT	GP-GS	MIN	FG	3FG	FT	O-D-T	PF	A	TO	B	S	TP
Nov. 9	Jarvis Christian												
Nov. 12	LSU-Alexandria												
Nov. 19	at Ole Miss												
Nov. 22	Nicholls State												
Nov. 26	vs. Boise State												
Nov. 27	at Colorado												
Dec. 2	at ULM												
Dec. 5	Mississippi Valley State												
Dec. 10	Sam Houston												
Dec. 19	at Louisiana-Lafayette												
Dec. 22	at McNeese State												
Dec. 30	at Marshall												
Jan. 1	at Western Kentucky												
Jan. 6	UTEP												
Jan. 8	UTSA												
Jan. 13	at Southern Miss												
Jan. 16	Southern Miss												
Jan. 22	at UAB												
Jan. 27	at Rice												
Jan. 29	at North Texas												
Feb. 3	FAU												
Feb. 5	FIU												
Feb. 10	Charlotte												
Feb. 17	at UTEP												
Feb. 19	at UTSA												
Feb. 24	Rice												
Feb. 26	North Texas												
March 2	at Old Dominion												
March 5	at UAB												



CAREER STATS

YEAR	GP	GS	MIN	AVG.	FG	FGA	PCT.	3FG	3FGA	PCT.	FT	FTA	PCT.	Rebounds			AVG	PF	FO	A	TO	BLK	STL	PTS	AVG
														OFF	DEF	TOTAL									
2017-18*	30	23	881	29.4	119	313	.380	38	127	.299	41	58	.707	29	69	98	3.3	52	1	63	88	1	34	317	10.6
2018-19*	35	35	1007	28.8	197	422	.467	29	96	.302	81	103	.786	43	104	147	4.2	51	1	136	72	3	71	504	14.4
2019-20^	31	31	979	31.6	103	310	.332	60	191	.314	31	37	.838	40	63	103	3.3	54	0	34	62	0	19	297	9.6
2020-21 ^	17	16	348	20.6	35	101	.347	25	72	.347	5	7	.714	13	17	30	1.8	14	0	12	23	0	12	100	5.9
2021-22	Has Not Played Yet																								
Total	113	105	3215	28.4	454	1146	.396	152	486	.313	158	205	.363	125	253	378	3.3	171	2	245	245	4	136	1218	10.8

* South Plains College Stats ^ Pittsburgh Stats



Rhi OCKWELL

FRESHMAN / FORWARD

6-1 / KILSYTH, VICTORIA, AUSTRALIA

BOX HILL SENIOR SECONDARY COLLEGE

SEASON HIGHS

Points

3 vs. LSU-Alexandria (Nov. 12)

Rebounds

3 vs. LSU-Alexandria (Nov. 12)

Assists

None

Blocks

None

Steals

None

Minutes

8 vs. LSU-Alexandria (Nov. 12)

CAREER HIGHS

Points

Same

Rebounds

Same

Assists

None

Blocks

None

Steals

None

Minutes

Same

GAME-BY-GAME STATS

DATE	OPPONENT	GP-GS	MIN	FG	3FG	FT	O-D-T	PF	A	TO	B	S	TP
Nov. 9	Jarvis Christian	1-0	3	1-1	0-0	0-0	0-0-0	0	0	0	0	0	2
Nov. 12	LSU-Alexandria	1-0	8	1-1	1-1	0-0	0-3-3	1	0	1	0	0	3
Nov. 19	at Ole Miss						DNP						
Nov. 22	Nicholls State	1-0	2	0-1	0-1	0-0	1-1-2	0	0	0	0	0	0
Nov. 26	vs. Boise State						DNP						
Nov. 27	at Colorado						DNP						
Dec. 2	at ULM						DNP						
Dec. 5	Mississippi Valley State												
Dec. 10	Sam Houston												
Dec. 19	at Louisiana-Lafayette												
Dec. 22	at McNeese State												
Dec. 30	at Marshall												
Jan. 1	at Western Kentucky												
Jan. 6	UTEP												
Jan. 8	UTSA												
Jan. 13	at Southern Miss												
Jan. 16	Southern Miss												
Jan. 22	at UAB												
Jan. 27	at Rice												
Jan. 29	at North Texas												
Feb. 3	FAU												
Feb. 5	FIU												
Feb. 10	Charlotte												
Feb. 17	at UTEP												
Feb. 19	at UTSA												
Feb. 24	Rice												
Feb. 26	North Texas												
March 2	at Old Dominion												
March 5	at UAB												



CAREER STATS

YEAR	GP	GS	MIN	AVG.	FG	FGA	PCT.	3FG	3FGA	PCT.	FT	FTA	PCT.	Rebounds			AVG	PF	FO	A	TO	BLK	STL	PTS	AVG
														OFF	DEF	TOTAL									
2021-22	3	0	11	3.8	2	3	.667	1	2	.500	0	0	.000	1	4	5	1.7	1	0	0	1	0	0	5	1.7
Total	3	0	11	3.8	2	3	.667	1	2	.500	0	0	.000	1	4	5	1.7	1	0	0	1	0	0	5	1.7



Jadona DAVIS

SENIOR / CENTER / 6-5

MUCKATUNNA, MISSISSIPPI

WAYNE COUNTY HS

SEASON HIGHS

Points

4 (2x) last vs. LSU-Alexandria (Nov. 12)

Rebounds

4 (2x) last vs. Nicholls State (Nov. 22)

Assists

1 (2x) last vs. Nicholls State (Nov. 22)

Blocks

1 (3x) last at ULM (Dec. 2)

Steals

1 (2x) last vs. Nicholls State (Nov. 22)

Minutes

13 vs. LSU-Alexandria (Nov. 12)

CAREER HIGHS

Points

12, vs. William Carey (12/8/20)

Rebounds

7, vs. William Carey (12/8/20)

Assists

2, at Coastal Carolina (1/6/21)

Blocks

3, (2x) last vs. Troy (2/13/21)

Steals

2, (2x) last vs. Georgia Southern (2/1/20)

Minutes

22, vs. William Carey (12/8/20)

GAME-BY-GAME STATS

DATE	OPPONENT	GP-GS	MIN	FG	3FG	FT	O-D-T	PF	A	TO	B	S	TP
Nov. 9	Jarvis Christian	1-0	10	2-6	0-0	0-3	3-1-4	3	0	0	0	0	4
Nov. 12	LSU-Alexandria	1-0	13	1-3	0-0	2-2	0-2-2	1	1	3	1	1	4
Nov. 19	at Ole Miss	1-0	6	1-2	0-0	0-0	0-0-0	0	0	1	0	0	2
Nov. 22	Nicholls State	1-0	10	1-4	0-0	0-0	2-2-4	3	1	1	1	1	2
Nov. 26	vs. Boise State	1-0	1	0-0	0-0	0-0	0-0-0	0	0	0	0	0	0
Nov. 27	at Colorado	1-0	6	0-2	0-0	0-0	1-0-1	0	0	1	0	0	0
Dec. 2	at ULM	1-0	9	1-4	0-0	0-0	0-3-3	2	0	1	1	0	2
Dec. 5	Mississippi Valley State												
Dec. 10	Sam Houston												
Dec. 19	at Louisiana-Lafayette												
Dec. 22	at McNeese State												
Dec. 30	at Marshall												
Jan. 1	at Western Kentucky												
Jan. 6	UTEP												
Jan. 8	UTSA												
Jan. 13	at Southern Miss												
Jan. 16	Southern Miss												
Jan. 22	at UAB												
Jan. 27	at Rice												
Jan. 29	at North Texas												
Feb. 3	FAU												
Feb. 5	FIU												
Feb. 10	Charlotte												
Feb. 17	at UTEP												
Feb. 19	at UTSA												
Feb. 24	Rice												
Feb. 26	North Texas												
March 2	at Old Dominion												
March 5	at UAB												



CAREER STATS

YEAR	GP	GS	MIN	AVG.	FG	FGA	PCT.	3FG	3FGA	PCT.	FT	FTA	PCT.	Rebounds			AVG	PF	FO	A	TO	BLK	STL	PTS	AVG
														OFF	DEF	TOTAL									
2017-18*	11	0	61	5.5	10	28	.357	3	6	.500	8	10	.800	3	4	7	0.6	5	0	0	9	5	2	31	2.8
2018-19*	8	0	26	3.3	3	12	.250	0	1	.000	1	1	1.000	0	3	3	0.4	7	0	1	3	1	1	7	0.9
2019-20^	Sat out due to transferring																								
2020-21^	21	1	292	13.9	36	90	.400	1	2	.500	30	41	.732	23	42	65	3.1	37	0	5	35	22	7	103	4.9
2021-22	7	0	54	7.7	6	21	.286	0	0	.000	2	5	.400	6	8	14	2.0	9	0	2	7	4	2	14	2.0
Total	47	1	433	9.2	55	151	.364	4	9	.444	41	57	.719	32	57	89	1.9	58	0	8	54	32	12	155	3.3

* Middle Tennessee Stats ^ South Alabama Stats



Silvia NATIVI

FRESHMAN / GUARD / 5-10

FERRARA, ITALY

ISTITUTO DI ISTRUZIONE SUPERIORE BENEDETTO VARCHI

SEASON HIGHS

Points

13 vs. LSU-Alexandria (Nov. 12)

Rebounds

2 (2x) vs. LSU-Alexandria (Nov. 12)

Assists

5 vs. LSU-Alexandria (Nov. 12)

Blocks

1 (2x) last vs. Nicholls State (Nov. 22)

Steals

3 vs. Jarvis Christian College (Nov. 9)

Minutes

27 vs. LSU-Alexandria (Nov. 12)

CAREER HIGHS

Points

Same

Rebounds

Same

Assists

Same

Blocks

Same

Steals

Same

Minutes

Same

GAME-BY-GAME STATS

DATE	OPPONENT	GP-GS	MIN	FG	3FG	FT	O-D-T	PF	A	TO	B	S	TP
Nov. 9	Jarvis Christian	1-0	14	3-5	0-2	1-3	1-1-2	3	1	0	0	3	7
Nov. 12	LSU-Alexandria	1-0	27	5-6	2-3	1-1	0-2-2	3	5	3	1	2	13
Nov. 19	at Ole Miss	1-0	7	0-1	0-0	0-0	0-0-0	1	0	2	0	0	0
Nov. 22	Nicholls State	1-0	15	0-3	0-0	0-0	1-0-1	1	1	3	1	0	0
Nov. 26	vs. Boise State	1-0	12	1-3	0-0	0-0	0-1-1	0	1	0	0	0	2
Nov. 27	at Colorado	1-0	10	1-1	0-0	0-0	0-1-1	1	0	1	0	1	2
Dec. 2	at ULM	1-0	5	0-0	0-0	0-0	0-1-1	0	0	1	0	0	0
Dec. 5	Mississippi Valley State												
Dec. 10	Sam Houston												
Dec. 19	at Louisiana-Lafayette												
Dec. 22	at McNeese State												
Dec. 30	at Marshall												
Jan. 1	at Western Kentucky												
Jan. 6	UTEP												
Jan. 8	UTSA												
Jan. 13	at Southern Miss												
Jan. 16	Southern Miss												
Jan. 22	at UAB												
Jan. 27	at Rice												
Jan. 29	at North Texas												
Feb. 3	FAU												
Feb. 5	FIU												
Feb. 10	Charlotte												
Feb. 17	at UTEP												
Feb. 19	at UTSA												
Feb. 24	Rice												
Feb. 26	North Texas												
March 2	at Old Dominion												
March 5	at UAB												



CAREER STATS

YEAR	GP	GS	MIN	AVG.	FG	FGA	PCT.	3FG	3FGA	PCT.	FT	FTA	PCT.	Rebounds			AVG	PF	FO	A	TO	BLK	STL	PTS	AVG
														OFF	DEF	TOTAL									
2021-22	7	0	88	12.6	10	19	.526	2	5	.400	2	4	.500	2	6	8	1.1	9	0	8	10	2	6	24	3.4
Total	7	0	88	12.6	10	19	.526	2	5	.400	2	4	.500	2	6	8	1.1	9	0	8	10	2	6	24	3.4



Amaya BRANNON

FRESHMAN / GUARD / 5-11
PLANO, TEXAS
PLANO SENIOR HS

SEASON HIGHS

Points

15 vs. Nicholls State (Nov. 22)

Rebounds

9 vs. Boise State (Nov. 26)

Assists

3 at Ole Miss (Nov. 19)

Blocks

1 vs. Boise State (Nov. 26)

Steals

5 vs. Nicholls State (Nov. 22)

Minutes

35 vs. Colorado (Nov. 27)

CAREER HIGHS

Points

Same

Rebounds

Same

Assists

Same

Blocks

None

Steals

Same

Minutes

Same

GAME-BY-GAME STATS

DATE	OPPONENT	GP-GS	MIN	FG	3FG	FT	O-D-T	PF	A	TO	B	S	TP
Nov. 9	Jarvis Christian	1-1	31	5-12	1-4	0-0	2-2-4	0	0	0	0	1	11
Nov. 12	LSU-Alexandria	1-1	22	6-7	2-2	0-0	2-4-6	1	2	3	0	1	14
Nov. 19	at Ole Miss	1-1	32	2-3	1-1	2-4	0-4-4	3	3	6	0	1	7
Nov. 22	Nicholls State	1-1	33	6-13	1-3	2-2	3-2-5	0	0	3	0	5	15
Nov. 26	vs. Boise State	1-1	30	3-7	2-4	0-0	1-8-9	1	1	1	1	0	8
Nov. 27	at Colorado	1-1	35	4-13	1-4	0-0	2-3-5	0	0	2	0	1	9
Dec. 2	at ULM	1-1	25	1-4	0-0	1-2	3-4-7	1	0	2	0	2	3
Dec. 5	Mississippi Valley State												
Dec. 10	Sam Houston												
Dec. 19	at Louisiana-Lafayette												
Dec. 22	at McNeese State												
Dec. 30	at Marshall												
Jan. 1	at Western Kentucky												
Jan. 6	UTEP												
Jan. 8	UTSA												
Jan. 13	at Southern Miss												
Jan. 16	Southern Miss												
Jan. 22	at UAB												
Jan. 27	at Rice												
Jan. 29	at North Texas												
Feb. 3	FAU												
Feb. 5	FIU												
Feb. 10	Charlotte												
Feb. 17	at UTEP												
Feb. 19	at UTSA												
Feb. 24	Rice												
Feb. 26	North Texas												
March 2	at Old Dominion												
March 5	at UAB												



CAREER STATS

YEAR	GP	GS	MIN	AVG.	FG	FGA	PCT.	3FG	3FGA	PCT.	FT	FTA	PCT.	Rebounds			AVG	PF	FO	A	TO	BLK	STL	PTS	AVG
														OFF	DEF	TOTAL									
2021-22	7	7	207	29.5	27	59	.458	8	18	.444	5	8	.625	16	27	40	5.7	6	0	6	17	1	11	67	9.6
Total	7	7	207	29.5	27	59	.458	8	18	.444	5	8	.625	16	27	40	5.7	6	0	6	17	1	11	67	9.6



Kate THOMPSON

FRESHMAN / FORWARD

6-2 / DENHAM SPRINGS, LOUISIANA

DENHAM SPRINGS HS

SEASON HIGHS

Points

9 vs. Jarvis Christian College (Nov. 9)

Rebounds

5 vs. Jarvis Christian College (Nov. 9)

Assists

2 vs. Jarvis Christian College (Nov. 9)

Blocks

1 (3x) last vs. Nicholls State (Nov. 22)

Steals

1 (2x) vs. LSU-Alexandria (Nov. 12)

Minutes

18 vs. Jarvis Christian College (Nov. 9)

CAREER HIGHS

Points

9 (2x), vs. Jarvis Christian College (11/9/21)

Rebounds

7 vs. Illinois (3/9/21)

Assists

2 vs. Jarvis Christian College (11/9/21)

Blocks

3 vs. North Dakota (12/13/20)

Steals

2, vs. Indiana (2/24/21)

Minutes

22, (2x) last vs. Michigan State (3/6/21)



GAME-BY-GAME STATS

DATE	OPPONENT	GP-GS	MIN	FG	3FG	FT	O-D-T	PF	A	TO	B	S	TP
Nov. 9	Jarvis Christian	1-0	18	3-9	0-0	3-4	5-0-5	3	2	1	1	1	9
Nov. 12	LSU-Alexandria	1-0	13	1-2	0-0	2-2	0-2-2	0	1	1	1	1	4
Nov. 19	at Ole Miss	1-0	10	1-2	0-0	0-0	0-1-1	0	0	0	0	0	2
Nov. 22	Nicholls State	1-0	11	1-2	0-0	2-2	3-1-4	2	1	2	1	0	4
Nov. 26	vs. Boise State	1-0	11	1-4	0-0	0-0	1-0-1	1	0	1	0	0	2
Nov. 27	at Colorado	1-0	5	0-0	0-0	0-0	0-0-0	1	0	0	0	0	0
Dec. 2	at ULM	1-0	4	1-1	0-0	0-0	0-0-0	1	0	1	0	0	2
Dec. 5	Mississippi Valley State												
Dec. 10	Sam Houston												
Dec. 19	at Louisiana-Lafayette												
Dec. 22	at McNeese State												
Dec. 30	at Marshall												
Jan. 1	at Western Kentucky												
Jan. 6	UTEP												
Jan. 8	UTSA												
Jan. 13	at Southern Miss												
Jan. 16	Southern Miss												
Jan. 22	at UAB												
Jan. 27	at Rice												
Jan. 29	at North Texas												
Feb. 3	FAU												
Feb. 5	FIU												
Feb. 10	Charlotte												
Feb. 17	at UTEP												
Feb. 19	at UTSA												
Feb. 24	Rice												
Feb. 26	North Texas												
March 2	at Old Dominion												
March 5	at UAB												

CAREER STATS

YEAR	GP	GS	MIN	AVG.	FG	FGA	PCT.	3FG	3FGA	PCT.	FT	FTA	PCT.	Rebounds			AVG	PF	FO	A	TO	BLK	STL	PTS	AVG
														OFF	DEF	TOTAL									
2020-21*	24	3	290	12.1	28	84	.333	0	2	.000	17	29	.586	20	42	62	2.6	41	0	4	18	6	9	73	3.0
2021-22	7	0	72	10.2	8	20	.400	0	0	.000	7	8	.875	9	4	13	1.9	8	0	4	6	3	2	23	3.3
Total	31	3	359	11.6	36	104	.346	0	2	.000	24	37	.649	29	46	75	2.4	49	0	8	24	12	8	96	3.1

* Wisconsin Stats



Mackenzie WURM

FRESHMAN / FORWARD

6-3 / ALLEN, TEXAS

ALLEN HS

SEASON HIGHS

Points

4 vs. LSU-Alexandria (Nov. 12)

Rebounds

2 vs. Jarvis Christian College (Nov. 9)

Assists

None

Blocks

None

Steals

1 vs. LSU-Alexandria (Nov. 12)

Minutes

8 vs. LSU-Alexandria (Nov. 12)

CAREER HIGHS

Points

Same

Rebounds

Same

Assists

None

Blocks

None

Steals

None

Minutes

Same

GAME-BY-GAME STATS

DATE	OPPONENT	GP-GS	MIN	FG	3FG	FT	O-D-T	PF	A	TO	B	S	TP
Nov. 9	Jarvis Christian	1-0	6	1-1	0-0	0-0	1-1-2	2	0	0	0	0	2
Nov. 12	LSU-Alexandria	1-0	8	2-5	0-0	0-2	0-1-1	0	0	0	0	1	4
Nov. 19	at Ole Miss						DNP						
Nov. 22	Nicholls State	1-0	3	0-0	0-0	0-0	0-0-0	1	0	0	0	0	0
Nov. 26	vs. Boise State						DNP						
Nov. 27	at Colorado						DNP						
Dec. 2	at ULM						DNP						
Dec. 5	Mississippi Valley State												
Dec. 10	Sam Houston												
Dec. 19	at Louisiana-Lafayette												
Dec. 22	at McNeese State												
Dec. 30	at Marshall												
Jan. 1	at Western Kentucky												
Jan. 6	UTEP												
Jan. 8	UTSA												
Jan. 13	at Southern Miss												
Jan. 16	Southern Miss												
Jan. 22	at UAB												
Jan. 27	at Rice												
Jan. 29	at North Texas												
Feb. 3	FAU												
Feb. 5	FIU												
Feb. 10	Charlotte												
Feb. 17	at UTEP												
Feb. 19	at UTSA												
Feb. 24	Rice												
Feb. 26	North Texas												
March 2	at Old Dominion												
March 5	at UAB												



CAREER STATS

YEAR	GP	GS	MIN	AVG.	FG	FGA	PCT.	3FG	3FGA	PCT.	FT	FTA	PCT.	Rebounds			AVG	PF	FO	A	TO	BLK	STL	PTS	AVG
														OFF	DEF	TOTAL									
2021-22	3	0	17	5.7	3	6	.500	0	0	.000	0	2	.000	1	2	3	1.0	3	0	0	0	0	1	6	2.0
Total	3	0	17	5.7	3	6	.500	0	0	.000	0	2	.000	1	2	3	1.0	3	0	0	0	0	1	6	2.0



Anna Larr ROBERSON

FRESHMAN / FORWARD
6-3 / RUSTON, LOUISIANA
CEDAR CREEK HS

SEASON HIGHS

Points

20 at ULM (Dec. 2)

Rebounds

14 at ULM (Dec. 2)

Assists

3 at Ole Miss (Nov. 19)

Blocks

4 vs. Boise State (Nov. 26)

Steals

1 (3x) last vs. Boise State (Nov. 26)

Minutes

35 (2x) vs. Boise State (Nov. 26)

CAREER HIGHS

Points

22 vs. Marshall (3/10/21)

Rebounds

14, (4x) last at ULM (12/2/21)

Assists

3 at Ole Miss (11/19/21)

Blocks

4, (2x) last vs. Boise State (11/26/21)

Steals

3, (2x) last vs. Southern Miss (1/28/21)

Minutes

39, vs. Marshall (3/10/21)

GAME-BY-GAME STATS

DATE	OPPONENT	GP-GS	MIN	FG	3FG	FT	O-D-T	PF	A	TO	B	S	TP
Nov. 9	Jarvis Christian	1-1	18	4-7	0-0	6-7	4-2-6	3	0	1	1	1	14
Nov. 12	LSU-Alexandria	1-1	17	6-9	0-0	0-1	2-6-8	1	1	1	1	1	12
Nov. 19	at Ole Miss	1-1	35	1-6	0-1	2-4	0-4-4	3	3	2	2	0	4
Nov. 22	Nicholls State	1-1	20	5-8	0-0	2-2	3-4-7	2	2	2	0	0	12
Nov. 26	vs. Boise State	1-1	35	8-17	0-1	1-2	5-8-13	4	2	2	4	1	17
Nov. 27	at Colorado	1-1	32	2-10	0-1	4-4	2-9-11	3	0	0	3	0	8
Dec. 2	at ULM	1-1	33	5-11	0-0	10-11	5-9-14	1	0	1	0	0	20
Dec. 5	Mississippi Valley State												
Dec. 10	Sam Houston												
Dec. 19	at Louisiana-Lafayette												
Dec. 22	at McNeese State												
Dec. 30	at Marshall												
Jan. 1	at Western Kentucky												
Jan. 6	UTEP												
Jan. 8	UTSA												
Jan. 13	at Southern Miss												
Jan. 16	Southern Miss												
Jan. 22	at UAB												
Jan. 27	at Rice												
Jan. 29	at North Texas												
Feb. 3	FAU												
Feb. 5	FIU												
Feb. 10	Charlotte												
Feb. 17	at UTEP												
Feb. 19	at UTSA												
Feb. 24	Rice												
Feb. 26	North Texas												
March 2	at Old Dominion												
March 5	at UAB												



CAREER STATS

YEAR	GP	GS	MIN	AVG.	FG	FGA	PCT.	3FG	3FGA	PCT.	FT	FTA	PCT.	Rebounds			AVG	PF	FO	A	TO	BLK	STL	PTS	AVG
														OFF	DEF	TOTAL									
2019-20	30	15	603	20.1	81	157	.516	1	4	.250	38	56	.679	69	95	164	5.5	50	0	12	30	15	15	201	6.7
2020-21	24	11	611	25.5	103	213	.484	4	11	.364	61	70	.871	56	115	171	7.1	60	1	7	25	16	21	271	11.3
2021-22	7	7	189	27.0	31	68	.456	0	3	.000	25	31	.806	21	42	63	9.0	17	0	8	9	11	3	87	12.4
Total	61	33	1412	23.1	215	438	.491	5	18	.278	124	157	.790	146	252	398	6.5	127	1	27	64	42	39	559	9.2

Box Scores

Louisiana Tech 103, Jarvis Christian 53
Game 1 • 11-9-21 • Ruston, La.

#	JCC	FG	3FG	FT	REB	PF	TP	A	TO	B	S	Min
13	Cheatem	1-5	1-4	0-0	0-1-1	3	3	0	4	0	1	10
2	Monroe	1-5	1-4	3-6	1-2-3	0	6	1	4	0	0	25
14	Page	7-17	3-7	9-10	4-3-7	3	26	2	7	0	0	34
23	Hordge	1-4	0-0	0-0	0-2-2	4	2	0	2	1	0	17
45	Reed	1-5	0-0	0-0	2-6-8	5	2	0	1	2	0	15
4	Johnson	0-0	0-0	0-0	1-0-1	0	0	0	1	0	0	9
5	Draper	0-2	0-0	0-0	0-1-1	5	0	0	3	0	1	7
12	Thorn	1-1	0-0	0-1	0-1-1	0	2	1	1	0	0	9
21	Jackson	2-3	0-1	0-0	0-0-0	2	4	1	6	0	0	20
22	Stallworth	0-0	0-0	1-2	0-0-0	0	1	1	0	0	0	9
24	Moore	0-1	0-0	0-0	0-0-0	2	0	0	1	0	0	20
32	Johnson	2-6	0-0	3-6	3-6-9	3	7	1	2	0	1	29
Team		4-3-7		1								
Totals		16-49	5-16	16-25	15-25-40	27	53	7	33	3	3	200
		32.7	31.3	64.0								

FG's (1st Half: 11-30 36.6%; 2nd Half: 5-19 26.3%)

3FG's (1st Half: 3-11 27.3%; 2nd Half: 2-5 40.0%)

FT's (1st Half: 2-4 50.0%; 2nd Half: 14-21 66.7%)

#	LA Tech	FG	3FG	FT	REB	PF	TP	A	TO	B	S	Min
44	Roberson	4-7	0-0	6-7	4-2-6	3	14	0	1	1	1	18
2	Walker	8-12	1-2	9-10	2-4-6	3	26	2	1	0	5	22
3	Lee	5-14	1-2	0-1	3-2-5	3	11	1	2	0	3	31
10	Bates	4-8	0-0	2-2	0-3-3	1	10	5	1	0	3	29
24	Brannon	5-12	1-4	0-0	2-2-4	0	11	0	0	0	1	31
1	Smith	1-3	0-1	0-0	0-0-0	0	2	1	0	0	2	9
4	Sant	2-3	1-1	0-0	2-2-4	0	5	1	3	0	0	12
14	Ockwell	1-1	0-0	0-0	0-0-0	0	2	0	0	0	0	2
15	Davis	2-6	0-0	0-3	3-1-4	3	4	0	0	0	0	10
23	Nativi	2-4	0-2	0-2	1-1-2	3	4	1	0	0	3	14
32	Thompson	3-9	0-0	3-4	5-0-5	3	9	2	1	1	1	18
33	Wurm	2-2	0-0	1-1	1-1-2	2	5	0	0	0	0	6
Team		0-4-4		1								
Totals		39-81	4-12	21-22	30-23-45	21	103	13	9	2	19	200
		48.1	33.3	70.0								

FG's (1st Half: 19-38 50.0%; 2nd Half: 20-43 46.5%)

3FG's (1st Half: 1-5 20.0%; 2nd Half: 3-7 42.9%)

FT's (1st Half: 10-13 76.9%; 2nd Half: 11-17 64.7%)

Score by Quarter	1st	2nd	3rd	4th	Total
Jarvis Christian	13	14	11	15	53
Louisiana Tech	26	23	27	27	103

LA Tech vs. Nicholls State
Game 4 • 11-22-21 • Ruston, La.

#	Nicholls	FG	3FG	FT	REB	PF	TP	A	TO	B	S	Min
15	Bowie	0-2	0-0	1-2	3-3-6	2	1	1	2	0	1	13
22	Brister	3-8	0-2	0-0	2-3-5	4	6	2	5	0	2	26
33	Washington	4-10	0-0	1-2	2-7-9	2	9	1	2	0	1	38
1	Bruce	4-7	1-4	2-2	0-0-0	2	11	2	5	0	3	38
5	Allen	6-16	1-5	1-2	1-3-4	2	14	0	11	0	2	35
0	Sandie	0-3	0-1	0-0	1-0-1	0	0	3	1	0	0	24
25	Womack	3-3	1-1	0-0	0-1-1	4	7	2	1	0	0	17
30	Manley	0-0	0-0	0-0	0-0-0	0	0	0	1	0	0	6
40	Moore	0-2	0-0	0-0	0-1-1	1	0	0	0	0	0	4
Team		2-4-6		1								
Totals		20-51	3-13	5-8	11-22-33	17	48	11	29	0	9	200
		39.2	23.1	62.5								

FG's (1st Half: 10-27 37.0%; 2nd Half: 10-24 41.7%)

3FG's (1st Half: 2-9 22.2%; 2nd Half: 1-4 25.0%)

FT's (1st Half: 1-2 50.0%; 2nd Half: 4-6 66.7%)

#	LA Tech	FG	3FG	FT	REB	PF	TP	A	TO	B	S	Min
44	Roberson	5-8	0-0	2-2	3-4-7	2	12	2	2	0	0	20
2	Walker	5-12	0-3	8-10	1-1-2	2	18	3	1	1	3	33
3	Lee	1-6	0-2	1-4	2-1-3	2	3	4	0	0	2	23
10	Bates	6-10	4-8	0-0	0-3-3	2	16	3	2	1	5	35
24	Brannon	6-13	1-3	2-2	3-2-5	0	15	0	3	0	5	33
1	Smith	0-0	0-0	0-0	0-0-0	0	0	1	0	0	2	5
4	Sant	3-5	1-3	0-0	0-1-1	0	7	1	2	1	2	12
14	Ockwell	0-1	0-1	0-0	1-1-2	0	0	0	0	0	0	2
15	Davis	1-4	0-0	0-0	2-2-4	3	2	1	1	1	1	10
23	Nativi	0-3	0-0	0-0	1-0-1	1	0	1	3	1	0	15
32	Thompson	1-2	0-0	2-2	3-1-4	2	4	1	2	1	0	11
33	Wurm	0-0	0-0	0-0	0-0-0	1	0	0	0	0	0	3
Team		2-5-7		2								
Totals		28-64	6-20	15-28	21-39	15	77	17	16	6	20	200
		43.8	30.0	75.0								

FG's (1st Half: 11-30 36.7%; 2nd Half: 17-34 50.0%)

3FG's (1st Half: 3-9 33.3%; 2nd Half: 3-11 27.3%)

FT's (1st Half: 8-12 66.7%; 2nd Half: 7-8 87.5%)

Score by Quarter	1st	2nd	3rd	4th	Total
Nicholls State	12	11	18	7	48
Louisiana Tech	19	14	27	17	77

Louisiana Tech 95, LSU-Alexandria 48
Game 2 • 11-12-20 • Ruston, La.

#	LSU-A	FG	3FG	FT	REB	PF	TP	A	TO	B	S	Min
14	Ojoro	2-8	1-4	0-2	0-1-1	0	5	0	3	0	0	23
24	Williams	0-2	0-0	0-0	0-0-0	3	0	0	2	0	0	16
4	Demouchet	3-16	2-7	0-0	1-2-3	1	8	6	2	0	2	36
11	Martin	5-9	2-4	0-0	0-2-2	1	12	1	6	0	0	32
23	Gray	0-2	0-0	0-0	1-0-1	1	0	0	4	0	2	16
10	Miller	0-3	0-0	0-0	1-0-1	0	0	1	0	0	0	8
22	Gaytan	0-0	0-0	0-0	0-1-1	0	0	2	0	0	0	7
25	Jones	3-7	2-5	0-0	0-2-2	1	8	0	3	0	1	12
30	Smith	3-10	1-2	0-0	3-3-6	3	7	4	2	0	4	22
31	Leonards	2-3	1-2	0-0	1-3-4	0	5	1	1	0	0	18
33	Adams	1-3	0-1	1-2	1-2-3	2	3	0	0	0	1	13
Team		3-3-6		1								
Totals		19-63	9-25	1-4	11-19-30	12	48	15	24	0	10	200
		30.2	36.0	25.0								

FG's (1st Half: 9-32 28.1%; 2nd Half: 10-31 32.3%)

3FG's (1st Half: 3-8 37.5%; 2nd Half: 6-17 35.3%)

FT's (1st Half: 0-2 00.0%; 2nd Half: 1-2 50.0%)

#	LA Tech	FG	3FG	FT	REB	PF	TP	A	TO	B	S	Min
44	Roberson	6-9	0-0	0-1	2-6-8	1	12	1	1	1	1	17
2	Walker	5-9	0-1	3-4	0-3-3	2	13	4	0	0	2	26
3	Lee	7-10	2-4	1-1	1-3-4	2	17	3	4	0	0	25
10	Bates	3-6	1-2	0-0	0-2-2	0	7	6	0	1	5	18
24	Brannon	6-7	2-2	0-0	2-4-6	1	14	2	3	0	1	22
1	Smith	2-4	0-1	0-0	0-1-1	0	4	0	1	0	1	11
4	Sant	0-1	0-1	0-0	1-1-2	0	0	2	0	0	2	14
14	Ockwell	1-1	1-1	0-0	0-3-3	1	3	0	1	0	0	7
15	Davis	1-3	0-0	2-2	0-2-2	1	4	1	3	1	1	13
23	Nativi	5-6	2-3	1-1	0-2-2	3	13	5	3	1	2	27
32	Thompson	1-2	0-0	2-2	0-2-2	0	4	1	1	1	1	13
33	Wurm	2-5	0-0	0-2	0-1-1	0	4	0	0	0	1	8
Team		1-5-6		1								
Totals		39-63	8-15	9-13	7-35-42	11	95	25	17	5	17	200
		61.9	53.3	69.2								

FG's (1st Half: 19-30 63.3%; 2nd Half: 20-33 60.6%)

3FG's (1st Half: 4-7 57.1%; 2nd Half: 4-8 50.0%)

FT's (1st Half: 4-5 80.0%; 2nd Half: 5-8 62.5%)

Score by Quarter	1st	2nd	3rd	4th	Total
LSU-Alexandria	14	7	12	15	48
Louisiana Tech	28	18	30	19	95

Louisiana Tech vs. Boise State
Game 5 • 11-26-21 • Boulder, Colo.

#	Boise State	FG	3FG	FT	REB	PF	TP	A	TO	B	S	Min
23	Lalotte	F 5-11	0-0	0-0	3-7-10	2	10	2	3	1	0	25
33	Muse	F 3-9	0-0	0-0	0-5-5	2	6	0	3	0	1	21
12	Naro	G 2-7	1-4	0-0	0-2-2	2	5	6	4	1	1	34
14	Ostlie	G 3-6	2-4	0-2	0-1-1	4	8	2	3	0	1	30
15	Leoridas	G 4-7	0-2	1-1	1-1-2	1	9	5	3	0	1	30
11	Burgess	2-4	1-2	0-0	0-1-1	0	5	0	0	0	1	18
22	Hull	4-9	0-0	0-0	1-4-5	1	8	3	1	0	1	19
24	Clark	0-1	0-0	0-0	0-2-2	2	0	2	0	0	0	8
25	Bowers	3-5	0-0	0-2	0-4-4	0	6	1	0	1	0	16
Team		5-1-6										
Totals		26-59	4-12	1-5	10-28-38	14	57	21	17	3	6	200
		44.1	33.3	20.0								

Box Scores

Louisiana Tech 64, ULM 48
Game 7 • 12-2-21 • Monroe, La.

##	ULM	FG	3FG	FT	REB	PF	TP	A	T	B	S	Min
4	Crockett F	1-8	0-0	0-0	5-2-7	4	2	1	1	1	3	27
23	McDowell F	3-8	0-0	0-0	4-1-5	4	6	0	1	1	1	29
0	Whittington F	7-18	1-1	1-2	1-3-4	1	16	0	0	0	0	33
2	Self G	1-5	1-2	5-6	0-2-2	2	8	0	3	1	2	33
13	Williams G	0-0	0-0	0-0	0-0-0	2	0	1	0	0	1	3
1	Sutton	4-12	2-4	1-2	1-3-4	5	11	4	7	0	3	32
3	VanSchaik	1-3	1-3	0-0	1-1-2	1	3	1	1	0	0	8
10	Sam	1-5	0-2	0-0	0-0-0	0	2	1	1	0	0	11
11	Woods	0-1	0-0	0-0	1-3-4	3	0	0	1	1	1	11
21	Manuel	0-0	0-0	0-0	0-1-1	0	0	0	1	0	0	6
22	Chambers	0-0	0-0	0-0	0-0-0	0	0	0	0	0	0	1
25	Brimzy	0-1	0-0	0-0	0-1-1	0	0	0	1	0	1	9
Team				2-2-4						1		
Totals		18-61	5-12	7-10	15-19-34	22	48	8	18	4	3	200
		29.5	41.7	70.0								

FG's (1st Half: 11-34 32.4%; 2nd Half: 7-27 25.9%)

3FG's (1st Half: 4-9 44.4%; 2nd Half: 1-3 33.3%)

FT's (1st Half: 2-4 50.0%; 2nd Half: 5-6 83.3%)

##	LA Tech	FG	3FG	FT	REB	PF	TP	A	T	B	S	Min
44	Roberson F	5-11	0-0	10-11	5-9-14	1	20	0	1	0	0	33
2	Walker G	4-16	0-2	3-3	2-3-5	1	11	2	6	0	2	36
3	Lee G	5-7	1-2	2-2	1-1-2	3	13	1	0	0	2	26
10	Bates G	2-9	1-3	3-4	0-5-5	0	8	4	4	2	0	40
24	Brannon G	1-4	0-0	1-2	3-4-7	1	3	0	2	0	2	25
1	Smith	0-0	0-0	0-0	0-0-0	1	0	0	1	0	0	1
4	Sant	1-4	1-2	2-2	3-3-6	1	5	1	1	0	0	23
15	Davis	1-4	0-0	0-0	0-3-3	2	2	0	1	1	0	9
23	Nativi	0-0	0-0	0-0	0-1-1	0	0	0	1	0	0	5
32	Thompson	1-1	0-0	0-0	0-0-0	1	2	0	1	0	0	4
Team				3-0-3						2		
Totals		20-56	3-9	21-24	17-29-46	11	64	8	20	3	6	200
		35.7	33.3	87.5								

FG's (1st Half: 11-32 34.4%; 2nd Half: 9-24 37.5%)

3FG's (1st Half: 4-9 44.4%; 2nd Half: 1-3 33.3%)

FT's (1st Half: 2-4 50.0%; 2nd Half: 11-13 84.6%)

Score by Quarter	1st	2nd	3rd	4th	Total
Louisiana Tech	20	14	10	20	64
ULM	16	12	13	7	48

Louisiana Tech vs. MVSU
Game 8 • 12-5-20 • Ruston, La.

Ole Miss 62, LA Tech 44
Game 9 • 12-10-21 • Ruston, La.

LA Tech at UL-Lafayette
Game 10 • 12-19-21 • Lafayette, La.

Louisiana Tech at McNeese State
Game 11 • 12-22-21 • Boulder, Colo.

Louisiana Tech at Marshall
Game 12 • 12-30-21 • Huntington, W.V.

TV/Radio Roster



#1 Autumn Smith
5-7 * FR * Guard
Arlington, Texas



#2 Keiunna Walker
5-6 * JR * Guard
Lonoke, Ark.



#3 Robyn Lee
5-8 * FR * Guard
Moss Point, Miss.



#4 Lotte Sant
6-1 * SO * Guard
Amsterdam, The Netherlands



#10 Salma Bates
5-7 * SO * Guard
Kenner, La.



#12 Gabbie Green
5-7 * SR * Guard
Bellville, Texas



#14 Rhi Ockwell
6-1 * FR * Forward
Kilsyth, Victoria, Australia



#15 Jadona Davis
6-5 * SR * Center
Buckatunna, Miss.



#23 Silvia Nativi
5-10 * FR * Guard
Ferrara, Italy



#24 Amaya Brannon
5-11 * FR * Guard
Plano, Texas



#32 Kate Thompson
6-2 * FR * Forward
Denham Springs, La.



#33 Mackenzie Wurm
6-3 * FR * Forward
Allen, Texas




#44 Anna Larr Roberson
6-3 * SO * Forward
Ruston, La.



Brooke Stoehr
Head Coach
6th Year



Scott Stoehr
Assistant Coach
6th Year



Bojan Jankovic
Assistant Coach
3rd Year




Kasondra McKay
Assistant Coach
2nd Year



Nick Long
Director of WBB Ops
6th Year




Mandy Miller
Athletic Trainer
9th Year




Patrick Davis
SID
1st Year



Charlotte Matheson-Watts
Strength & Conditioning
1st Year



Ryan Almodei
Academic Advisor
2nd Year



Caleb Thomas
Graduate Manager
1st Year



2021-22 Louisiana Tech Women's Basketball Combined Team Statistics All games

Page 1/1
as of Dec 03, 2021

Game Records

Record	Overall	Home	Away	Neutral
ALL GAMES	5-2	3-0	1-2	1-0
CONFERENCE	0-0	0-0	0-0	0-0
NON-CONFERENCE	5-2	3-0	1-2	1-0

Score by Periods

Team	1st	2nd	3rd	4th	OT	TOT
Louisiana Tech	133	90	135	133	0	491
Opponents	98	89	93	95	0	375

Team Box Score

No.	Player				Total		3-Point		F-Throw		Rebounds													
		GP-GS	MIN	AVG	FG-FGA	FG%	3FG-3FGA	3FG%	FT-FTA	FT%	OFF	DEF	TOT	AVG	PF	DQ	A	TO	BLK	STL	PTS	AVG		
2	WALKER, Keiunna	7-7	202:51	29.0	35-86	.407	3-16	.188	44-54	.815	5	21	26	3.7	18	0	14	18	1	18	117	16.7		
44	ROBERSON, Anna Larr	7-7	189:02	27.0	31-68	.456	0-3	.000	25-31	.806	21	42	63	9.0	17	0	8	9	11	3	87	12.4		
10	BATES, Salma	7-7	234:43	33.5	26-68	.382	9-25	.360	7-11	.636	1	17	18	2.6	5	0	27	16	5	17	68	9.7		
24	BRANNON, Amaya	7-7	206:35	29.5	27-59	.458	8-18	.444	5-8	.625	13	27	40	5.7	6	0	6	17	1	11	67	9.6		
3	LEE, Robyn	7-7	172:33	24.7	20-54	.370	5-13	.385	4-8	.500	11	14	25	3.6	14	0	11	3	0	8	49	7.0		
4	SANT, Lotte	7-0	126:33	18.1	8-17	.471	5-11	.455	4-4	1.000	8	12	20	2.9	3	0	7	8	1	6	25	3.6		
23	NATIVI, Silvia	7-0	88:09	12.6	10-19	.526	2-5	.400	2-4	.500	2	6	8	1.1	9	0	8	10	2	6	24	3.4		
32	THOMPSON, Kate	7-0	71:32	10.2	8-20	.400	0-0	.000	7-8	.875	9	4	13	1.9	8	0	4	6	3	2	23	3.3		
15	DAVIS, Jadona	7-0	53:60	7.7	6-21	.286	0-0	.000	2-5	.400	6	8	14	2.0	9	0	2	7	4	2	14	2.0		
33	WURM, Mackenzie	3-0	17:05	5.7	3-6	.500	0-0	.000	0-2	.000	1	2	3	1.0	3	0	0	0	0	1	6	2.0		
14	OCKWELL, Rhi	3-0	11:27	3.8	2-3	.667	1-2	.500	0-0	.000	1	4	5	1.7	1	0	0	1	0	0	5	1.7		
1	SMITH, Autumn	4-0	25:31	6.4	3-7	.429	0-2	.000	0-0	.000	0	1	1	0.3	1	0	2	2	0	5	6	1.5		
Team											17	22	39					6						
Total		7	1400		179-428	.418	33-95	.347	100-135	.741	95	180	275	39.3	94	0	89	103	28	79	491	70.1		
Opponents		7	1400		149-407	.366	35-112	.313	42-76	.553	94	171	265	37.9	126	3	100	147	16	59	375	53.6		

Team Statistics

	LATECH	OPP
Scoring	491	375
Points per game	70.1	53.6
Scoring margin	+16.6	-
Field goals-att	179-428	149-407
Field goal pct	.418	.366
3 point fg-att	33-95	35-112
3-point FG pct	.347	.313
3-pt FG made per game	4.7	5.0
Free throws-att	100-135	42-76
Free throw pct	.741	.553
F-Throws made per game	14.3	6.0
Rebounds	275	265
Rebounds per game	39.3	37.9
Rebounding margin	+1.4	-
Assists	89	100
Assists per game	12.7	14.3
Turnovers	103	147
Turnovers per game	14.7	21.0
Turnover margin	+6.3	-
Assist/turnover ratio	0.9	0.7
Steals	79	59
Steals per game	11.3	8.4
Blocks	28	16
Blocks per game	4.0	2.3
Winning streak	1	-
Home win streak	3	-
Attendance	2198	3251
Home games-Avg/Game	3-733	3-1084
Neutral site-Avg/Game	-	1-212

Team Results

Date	Opponent		Score	Att.
11/09/2021	Jarvis Christian	W	103-53	1148
11/12/2021	LSU-Alexandria	W	95-48	0
11/19/2021	at Ole Miss	L	44-62	1384
11/22/2021	Nicholls St.	W	77-48	1050
11/26/2021	vs Boise St.	W	60-57	212
11/27/2021	at Colorado	L	48-59	952
12/02/2021	at La.-Monroe	W	64-48	915