

Ole Miss

BASKETBALL



Ole Miss vs. Mississippi Valley State | Fri., Nov. 26 | 3 PM CT | SECN+ | SJB Pavilion (9,500)

[OleMissSports.com](#) | [OleMissGameday.com](#) | [@OleMissMBB](#) | [OleMissMBB](#) | [OleMissMBB](#)

2021-22 SCHEDULE

DATE	OPPONENT	TV	TIME/RESULT
Nov. 5	Trevecca (Ex.)	None	W, 83-76
Nov. 9	NEW ORLEANS	SECN+	W, 82-61
Nov. 12	CHARLESTON SOUTHERN	SECN+	W, 93-68
Nov. 18	vs. Marquette @	ESPN2	L, 72-78
Nov. 19	vs. Elon @	ESPN3	W, 74-56
Nov. 21	vs. Boise State @	ESPN2	L, 50-60
Nov. 26	MISSISSIPPI VALLEY ST.	SECN+	3 PM
Nov. 30	RIDER	SECN+	6:30 PM
Dec. 4	MEMPHIS	ESPN2	11 AM
Dec. 11	vs. W. Kentucky #	SEC Network	7:30 PM
Dec. 15	MIDDLE TENNESSEE	SECN+	6:30 PM
Dec. 18	DAYTON	SEC Network	5:30 PM
Dec. 21	SAMFORD	SECN+	3 PM
Dec. 29	FLORIDA*	SEC Network	4 PM
Jan. 5	at Tennessee*	SEC Network	6 PM
Jan. 8	MISSISSIPPI STATE*	SEC Network	7:30 PM
Jan. 11	at Texas A&M*	SEC Network	7:30 PM
Jan. 15	AUBURN*	SEC Network	7:30 PM
Jan. 18	MISSOURI*	ESPNU	6 PM
Jan. 22	at Mississippi State*	ESPN/ESPN2/ESPNU	3 PM
Jan. 26	ARKANSAS*	SEC Network	6 PM
Jan. 29	KANSAS STATE \$	ESPNU	3 PM
Feb. 1	at LSU*	SEC Network	8 PM
Feb. 5	at Florida*	SEC Network	2:30 PM
Feb. 9	ALABAMA*	SEC Network	7:30 PM
Feb. 12	at Missouri*	SEC Network	7:30 PM
Feb. 15	SOUTH CAROLINA*	ESPNU	6 PM
Feb. 19	at Georgia*	SEC Network	12 PM
Feb. 23	at Auburn*	SEC Network	7:30 PM
Feb. 26	TEXAS A&M*	SEC Network	2:30 PM
March 1	at Kentucky*	ESPN/ESPN2	6 PM
March 5	VANDERBILT*	SEC Network	5 PM
March 9-10	SEC Tournament (Tampa, Fla.)		

ALL TIMES CENTRAL

* SEC contest

@ Shriner's Children's Charleston Classic (Charleston, S.C.)

Atlanta, Georgia

\$ SEC/Big 12 Challenge



OLE MISS REBELS

3-2, 0-0 SEC

Head Coach: Kermit Davis

Career: 523-307 (27th Year)

at Ole Miss: 54-44 (4th Year)

VS.



MVSU DELTA DEVILS

0-2, 0-0 SWAC

Head Coach: Lindsey Hunter

Career: 5-51 (3rd Year)

™ at MVSU: Same


ON THE AIR



SEC NETWORK +

Play-by-Play: Will Kollmeyer

Analyst: John Stroud



OLE MISS LEARFIELD

Radio: Ole Miss Network

Online: OleMissSports.com

Mobile: TuneIn

Play-by-Play: David Kellum

Analyst: Marc Dukes



SIRIUSXM

SiriusXM App 987

STARTING FIVE

1

Ole Miss returns home to host Mississippi Valley State for the seventh time in series history. The Rebels hold a 6-0 edge all-time, with all six prior meetings coming in Oxford by an average win margin of +29.7 points.

2

Ole Miss is second in the SEC in assist-to-turnover ratio (1.5) and assists per game (17.0). **Jarkel Joiner** leads the SEC at his ratio of 4.0, with **Austin Crowley** (2nd, 3.0) and **Tye Fagan** (9th, 2.0) also ranking.

3

Ole Miss owns the SEC's fifth-best turnover margin (+4.0), and hold nearly identical specialty scoring advantages in both points off turnovers (75-48) and points on the fastbreak (74-36).

4

Jarkel Joiner leads Ole Miss at 15.0 points per game. In addition to his SEC-leading assist-to-turnover ratio, he also ranks fourth in minutes played per game (31.6).

5

Crowley (8-of-16), Joiner (10-of-22) and **Tye Fagan** (5-of-9) are combining for a 23-of-47 clip from beyond the arc through three games, accounting for 67.6 percent of all Rebel three-pointers made.

PROJECTED STARTERS



3

NYSIER BROOKS

Center • 7-0 • Graduate Student
Philadelphia, Pa. • Advanced Prep International • Miami

PTS	REB	AST	S	FG%	FT%
7.6	6.0	0.6	0.4	.600	.400



4

JAEMYN BRAKEFIELD

Forward • 6-8 • Sophomore
Jackson, Miss. • Huntington Prep • Duke

PTS	REB	AST	S	FG%	FT%
10.6	4.6	0.8	0.2	.500	.667



11

MATTHEW MURRELL

Guard • 6-4 • Sophomore
Memphis, Tenn. • IMG Academy

PTS	REB	AST	S	FG%	FT%
6.2	3.0	1.8	0.6	.407	.875



15

LUIS RODRIGUEZ

Guard/Forward • 6-6 • Junior
Los Angeles, Calif. • Woodstock Academy (Conn.)

PTS	REB	AST	S	FG%	FT%
7.4	4.2	1.8	2.0	.417	.600



24

JARKEL JOINER

Guard • 6-1 • Senior
Oxford, Miss. • Oxford • CSU Bakersfield

PTS	REB	AST	S	FG%	FT%
15.0	3.2	3.2	1.0	.475	.692

QUICK FACTS

Name	Ole Miss (The University of Mississippi)
Nickname	Rebels
Location	Oxford, Mississippi
Founded	November 6, 1848
Enrollment	21,676
School Colors	Cardinal Red and Navy Blue
Chancellor	Dr. Glenn Boyce
Faculty Representative	Dr. Ron Rychlak
Athletics Director	Keith Carter
Conference	Southeastern (SEC)
Stadium	The Pavilion at Ole Miss
Capacity	9,500
Head Coach	Kermit Davis
Record at Ole Miss	54-44 (4th season)
Career Record	523-307 (27th season)
2020-21 Record	16-12
SEC Record/Finish	10-8/6th
Postseason	NIT (First Round)
Letterwinners Returning/Lost	7/7
Starters Returning/Lost	2/3
All-Time Record	1347-1346 (.500)

MEDIA SERVICES

CREDENTIALS

Please contact the Athletics Communications office for game credentials. Requests for credentials should be emailed to tjwooten@olemiss.edu, and will be limited to working members of the media. Credentials will be held at Will Call located at the media entrance on the Hill Drive side of The Pavilion at Ole Miss. Seating priority will be given to the media that cover Ole Miss basketball on a regular basis. Credentials are non-transferable and unauthorized use is strictly prohibited. Priority will be given to media representatives that cover Ole Miss Basketball on a regular basis. Credentials will be held at the will call table located at the media entrance (parking level 1) connected to the parking garage, southwest corner of The Pavilion at Ole Miss. Media will call will open one hour prior to tipoff.

INTERVIEW POLICY

All interview requests - coaches and players - MUST be coordinated through Tyler Wooten in the Athletics Communications office. During the week, head coach Kermit Davis and Rebel student-athletes will be available for interview before or after practice unless arranged otherwise. There will be no gameday player interviews until after the game.

POSTGAME INTERVIEWS

Coach Davis will be brought into the media room approximately 10 minutes after the game, and will be followed by select student-athletes. Visiting coach and player interviews will be coordinated through the visiting team's media relations contact.

MEDIA TIMEOUTS

Media timeouts (2:15) will occur in the following manner:
 - The first deadball AT or UNDER 16:00, 12:00, 8:00 and 4:00 of each half; OR, if a timeout or officials' review is called within 30 seconds of those times
 - First called timeout of the second half becomes a media timeout
 - If there is a free throw situation, shots will be taken following the timeout per NCAA regulations

Each team will have one full timeout (60 seconds) and three 30-second timeouts to call. The first called timeout of the SECOND HALF will be a media (full; 2:15) timeout. Three timeouts can be carried over to the second half, and each team receives one 30-second timeout for each extra period, in addition to any unused second half timeouts.

WORKING PRESS AREA

Credentialed media have a reserved seat in the media seating area, which is located in the southwest corner of SJB Pavilion on the concourse level.

The media workroom offers media a place to gather materials provided by the Ole Miss Athletics Communications staff, write and submit stories, transmit photographs and participate in postgame press conferences. The workroom is located in the southwest corner of the floor level through the visiting team tunnel.

PARKING

Media parking for men's basketball is located in the garage or at the Ole Miss Track Complex. Visit <http://olemissgameday.com/mens-basketball/mens-basketball-parking/> for a map and more information. Media members should request parking in advance. Media members that attend practices, press conferences and other on-campus events during the week should make arrangements with campus parking by visiting olemiss.edu/parking/media.html.

NUMERICAL ROSTER

#	NAME	POS.	HT.-WT.	YR.-EXP.	HOMETOWN / PREVIOUS SCHOOL
0	Eric Van Der Heijden	F	6-8-205	Fr.-HS	Raleigh, N.C. / Millbrook
1	Austin Crowley	G	6-5-195	Jr.-2L	West Point, Miss. / Sunrise Christian Academy (Kan.)
2	Daeshun Ruffin	G	5-9-160	Fr.-HS	Jackson, Miss. / Callaway
3	Nysier Brooks	C	7-0-245	Gr.-TR	Philadelphia, Pa. / Miami (FL)
4	Jaemyn Brakefield	F	6-8-220	So.-TR	Jackson, Miss. / Duke
5	James White	G	6-5-190	Fr.-HS	Conyers, Ga. / Heritage
10	Grant Slatten	G	6-5-195	Fr.-HS	Sparta, Tenn. / White County
11	Matthew Murrell	G	6-4-200	So.-1L	Memphis, Tenn. / IMG Academy
14	Tye Fagan	G	6-3-198	Sr.-	Logtown, Ga. / Georgia
15	Luis Rodriguez	G/F	6-6-210	Jr.-2L	Los Angeles, Calif. / Woodstock Academy (Conn.)
21	Robert Allen	F	6-8-230	Sr.*-1L	Orlando, Fla. / Samford
23	Sammy Hunter	F	6-9-225	Jr.-2L	Nassau, Bahamas / B.C. Christian Academy (Canada)
24	Jarkel Joiner	G	6-1-180	Sr.*-1L	Oxford, Miss. / CSU Bakersfield
33	John McBride	G	6-7-214	Jr.-2L	Memphis, Tenn. / Memphis University School

ALPHABETICAL ROSTER

#	NAME	POS.	HT.	YR.-EXP.	HOMETOWN / PREVIOUS SCHOOL
21	Robert Allen	F	6-8-230	Sr.*-1L	Orlando, Fla. / Samford
4	Jaemyn Brakefield	F	6-8-220	So.-TR	Jackson, Miss. / Duke
3	Nysier Brooks	C	7-0-245	Gr.-TR	Philadelphia, Pa. / Miami (FL)
1	Austin Crowley	G	6-5-195	Jr.-2L	West Point, Miss. / Sunrise Christian Academy (Kan.)
14	Tye Fagan	G	6-3-198	Sr.-	Logtown, Ga. / Georgia
23	Sammy Hunter	F	6-9-225	Jr.-2L	Nassau, Bahamas / B.C. Christian Academy (Canada)
24	Jarkel Joiner	G	6-1-180	Sr.*-1L	Oxford, Miss. / CSU Bakersfield
33	John McBride	G	6-7-214	Jr.-2L	Memphis, Tenn. / Memphis University School
11	Matthew Murrell	G	6-4-200	So.-1L	Memphis, Tenn. / IMG Academy
15	Luis Rodriguez	G/F	6-6-210	Jr.-2L	Los Angeles, Calif. / Woodstock Academy (Conn.)
2	Daeshun Ruffin	G	5-9-160	Fr.-HS	Jackson, Miss. / Callaway
10	Grant Slatten	G	6-5-195	Fr.-HS	Sparta, Tenn. / White County
0	Eric Van Der Heijden	F	6-8-205	Fr.-HS	Raleigh, N.C. / Millbrook
5	James White	G	6-5-190	Fr.-HS	Conyers, Ga. / Heritage

Senior* = Has an addition year of eligibility due to COVID-19 pandemic

HEAD COACH

Kermit Davis - Fourth Year (Mississippi State, 1982)
Record at Ole Miss: 54-44
Career Record: 523-307 (27th Year)

ASSISTANT COACHES

Win Case - Fourth Year (University of Science and Arts of Oklahoma, 1986)
Ronnie Hamilton - Fourth Year (Duke, 2002)
Levi Watkins - Fourth Year (NC State, 2005)

PRONUNCIATION GUIDE

JAEMYN Brakefield	JAY-min
NYSIER Brooks	NIGH-seer
Austin CROWLEY	CROW-lee
Eric Van Der HEIJDEN	HIGH-den
DAESHUN Ruffin	DAY-shawn
Grant SLATTEN	SLAT-ten
Tye FAGAN	FAY-gan

SUPPORT STAFF

Bobby Lutz - Assoc. AD for Men's Basketball
Nathan Dye - Director of Operations (Internal Affairs)
Vic Meena - Director of Operations (External Affairs)
Connor Walsh - Director of Video and Analytics
Andrew Beyke - Athletic Trainer
Riley Allen - Strength & Conditioning

BY LOCATION

Mississippi (4)	Brakefield, Crowley, Joiner, Ruffin
Tennessee (3)	McBride, Murrell, Slatten
Georgia (2)	Fagan, White
California (1)	Rodriguez
Florida (1)	Allen
North Carolina (1)	Van Der Heijden
Pennsylvania (1)	Brooks
Bahamas (1)	Hunter

BY CLASS

Seniors (4)	Allen, Brooks, Fagan, Joiner
Juniors (4)	Crowley, Hunter, McBride, Rodriguez
Sophomores (2)	Brakefield, Murrell
Freshmen (4)	Ruffin, Slatten, Van Der Heijden, White

BY HEIGHT

7-0	Brooks
6-9	Hunter
6-8	Allen, Brakefield, Van Der Heijden
6-7	McBride
6-6	Rodriguez
6-5	Crowley, Slatten, White
6-4	Murrell
6-3	Fagan
6-1	Joiner
5-9	Ruffin

OLE MISS STYLE GUIDE

NAME
 Ole Miss (preferred)
 University of Mississippi
~~Mississippi~~
NICKNAME
 Rebels



COLORS
 Cardinal Red (PMS 186)
 Navy Blue (PMS 2767)



BROADCAST NOTES

0 F		ERIC VAN DER HEIJDEN 6-8 205 Fr. Raleigh, N.C. Millbrook Pronunciation: HIGH-den <table><tr><th>PTS</th><th>REB</th><th>AST</th><th>S</th><th>FG%</th><th>FT%</th></tr><tr><td>0.8</td><td>0.5</td><td>0.3</td><td>0.3</td><td>.200</td><td>.500</td></tr></table>	PTS	REB	AST	S	FG%	FT%	0.8	0.5	0.3	0.3	.200	.500	LAST GAME: vs. Boise State: 1 minute NOTES: Scored first career points vs. Charleston Southern ... Top-200 prospect, No. 9 in North Carolina ... Averaged a double-double as a senior (18.2 PPG/11.2 RPG) ... All-State ... Led Millbrook to 4A state title (42-4 over final two seasons).
PTS	REB	AST	S	FG%	FT%										
0.8	0.5	0.3	0.3	.200	.500										
1 G		AUSTIN CROWLEY 6-5 195 Jr. West Point, Miss. Sunrise Christian Acad. (Kan.) Pronunciation: CROW-lee <table><tr><th>PTS</th><th>REB</th><th>AST</th><th>S</th><th>FG%</th><th>FT%</th></tr><tr><td>7.2</td><td>2.6</td><td>4.2</td><td>1.4</td><td>.438</td><td>.000</td></tr></table>	PTS	REB	AST	S	FG%	FT%	7.2	2.6	4.2	1.4	.438	.000	LAST GAME: vs. Boise St.: 4 points, 2 rebounds, 2 assists, 2 blocks, 1 steal, 17 min. NOTES: 8-16 3PT (career .261 3PT entering year) ... Career-high 9 ast. vs. CSU ... 2nd SEC in ast.-turnover (3.0), 10th SEC in assists (4.2) ... Career highs in points (13), field goals (5), threes (3) vs. UNO ... Scored 11 points in 1:58 vs. UNO.
PTS	REB	AST	S	FG%	FT%										
7.2	2.6	4.2	1.4	.438	.000										
2 G		DAESHUN RUFFIN 5-9 160 Fr. Jackson, Miss. Callaway Pronunciation: DAY-shawn <table><tr><th>PTS</th><th>REB</th><th>AST</th><th>S</th><th>FG%</th><th>FT%</th></tr><tr><td>4.0</td><td>2.0</td><td>2.0</td><td>2.0</td><td>.333</td><td>.000</td></tr></table>	PTS	REB	AST	S	FG%	FT%	4.0	2.0	2.0	2.0	.333	.000	LAST GAME: vs. Boise State: DNP NOTES: Fractured right hand vs. UNO, out four weeks ... First McDonald's All-American in program history ... Consensus 4-star, No. 40 nationally, No. 1 in Mississippi ... 2021 MS Gatorade Player of the Year ... 2,337 points in HS career (25.4 PPG).
PTS	REB	AST	S	FG%	FT%										
4.0	2.0	2.0	2.0	.333	.000										
3 C		NYSIER BROOKS 7-0 245 Gr. Philadelphia, Pa. Miami Pronunciation: NIGH-seer <table><tr><th>PTS</th><th>REB</th><th>AST</th><th>S</th><th>FG%</th><th>FT%</th></tr><tr><td>7.6</td><td>6.0</td><td>0.6</td><td>0.4</td><td>.600</td><td>.400</td></tr></table>	PTS	REB	AST	S	FG%	FT%	7.6	6.0	0.6	0.4	.600	.400	LAST GAME: vs. Boise State: 6 points, 6 rebounds, 1 steal, 18 minutes NOTES: Five starts at Ole Miss ... Ole Miss high 13 points vs. Marquette ... 130 GP (62 starts) across Cincinnati/Miami ... Prior to Ole Miss: 653 points, 511 rebounds, 119 blocks, .522 FG ... Tied for fourth oldest player in Division I (24y, 11m).
PTS	REB	AST	S	FG%	FT%										
7.6	6.0	0.6	0.4	.600	.400										
4 F		JAEMYN BRAKEFIELD 6-8 220 So. Jackson, Miss. Duke Pronunciation: JAY-min <table><tr><th>PTS</th><th>REB</th><th>AST</th><th>S</th><th>FG%</th><th>FT%</th></tr><tr><td>10.6</td><td>4.6</td><td>0.8</td><td>0.2</td><td>.500</td><td>.667</td></tr></table>	PTS	REB	AST	S	FG%	FT%	10.6	4.6	0.8	0.2	.500	.667	LAST GAME: vs. Boise State: 8 points, 3 rebounds, 1 block, 1 steal, 25 minutes NOTES: Four starts ... Career-high 16 points vs. Elon on 3-4 3PT ... Career-high 8 boards, 9 FGA vs. CSU ... 22 GP at Duke in 2020-21 (3.5 PPG/2.5 RPG/.408 FG/.314 3PT/.417 FT) ... Five star, No. 29 nationally in 2020 (No. 4 PF, No. 1 in MS).
PTS	REB	AST	S	FG%	FT%										
10.6	4.6	0.8	0.2	.500	.667										
5 G		JAMES WHITE 6-5 190 Fr. Conyers, Ga. Heritage <table><tr><th>PTS</th><th>REB</th><th>AST</th><th>S</th><th>FG%</th><th>FT%</th></tr><tr><td>2.7</td><td>1.0</td><td>0.0</td><td>0.0</td><td>.500</td><td>.000</td></tr></table>	PTS	REB	AST	S	FG%	FT%	2.7	1.0	0.0	0.0	.500	.000	LAST GAME: vs. Boise State: DNP NOTES: First career points as a Rebel vs. CSU, scored 6 points in 7 minutes ... No. 135 nationally, No. 9 in Georgia ... First-Team All-State ... Scored 1,412 points in two varsity seasons ... 27.5 PPG, 8.2 RPG, 3.0 APG as a senior.
PTS	REB	AST	S	FG%	FT%										
2.7	1.0	0.0	0.0	.500	.000										
10 G		GRANT SLATTEN 6-5 195 Fr. Sparta, Tenn. White County Pronunciation: SLAT-ten <table><tr><th>PTS</th><th>REB</th><th>AST</th><th>S</th><th>FG%</th><th>FT%</th></tr><tr><td>0.0</td><td>0.5</td><td>0.0</td><td>0.0</td><td>.000</td><td>.000</td></tr></table>	PTS	REB	AST	S	FG%	FT%	0.0	0.5	0.0	0.0	.000	.000	LAST GAME: vs. Boise State: DNP NOTES: No. 6 prospect in Tennessee ... Runner-up for 2021 Mr. Basketball in Tennessee Class 3A ... All-time White County leading scorer (2,765 points) ... Five 40-point games, 30 at 30+ points ... School record 59 points as a senior.
PTS	REB	AST	S	FG%	FT%										
0.0	0.5	0.0	0.0	.000	.000										
11 G		MATTHEW MURRELL 6-4 200 So. Memphis, Tenn. IMG Academy <table><tr><th>PTS</th><th>REB</th><th>AST</th><th>S</th><th>FG%</th><th>FT%</th></tr><tr><td>6.2</td><td>3.0</td><td>1.8</td><td>0.6</td><td>.407</td><td>.875</td></tr></table>	PTS	REB	AST	S	FG%	FT%	6.2	3.0	1.8	0.6	.407	.875	LAST GAME: vs. Boise State: 6 points, 4 rebounds, 1 assist, 1 block, 1 steal NOTES: Two starts ... Career-high 4 ast. vs. Elon ... 1 of 4 Rebels to play all 28 games last year (3 starts) ... Career-high 13 points vs. UT Martin (Dec. 22) ... Highest ranked recruit in Ole Miss MBB history (No. 39 by ESPN and 247Sports Composite).
PTS	REB	AST	S	FG%	FT%										
6.2	3.0	1.8	0.6	.407	.875										
14 G		TYE FAGAN 6-3 198 Sr. Logtown, Ga. Georgia Pronunciation: FAY-gan <table><tr><th>PTS</th><th>REB</th><th>AST</th><th>S</th><th>FG%</th><th>FT%</th></tr><tr><td>8.6</td><td>3.0</td><td>3.2</td><td>0.6</td><td>.563</td><td>.333</td></tr></table>	PTS	REB	AST	S	FG%	FT%	8.6	3.0	3.2	0.6	.563	.333	LAST GAME: vs. Boise State: 6 points, 5 rebounds, 4 assists, 30 minutes NOTES: 9th SEC assist-turnover (2.0) ... Career-high 6 ast. vs. Elon ... 5-8 3PT to start season (career .279 3PT entering year) ... 450 points, .564 FG in 89 GP in three years at Georgia ... Started 25/26 in 2020-21 (9.2 PPG/4.3 RPG),
PTS	REB	AST	S	FG%	FT%										
8.6	3.0	3.2	0.6	.563	.333										
15 G/F		LUIS RODRIGUEZ 6-6 210 Jr. Los Angeles, Calif. Woodstock Academy (Conn.) <table><tr><th>PTS</th><th>REB</th><th>AST</th><th>S</th><th>FG%</th><th>FT%</th></tr><tr><td>7.4</td><td>4.2</td><td>1.8</td><td>2.0</td><td>.417</td><td>.600</td></tr></table>	PTS	REB	AST	S	FG%	FT%	7.4	4.2	1.8	2.0	.417	.600	LAST GAME: vs. Boise State: 2 points, 4 rebounds, 4 steals, 1 assists, 24 minutes NOTES: Five starts ... 9th SEC in steals (2.0) ... Only Rebel to start all 28 games last season ... Sixth SEC steals, led Ole Miss in rebounds in 2020-21... Career-high 15 points vs. No. 10 Missouri ... 14 reb. at Dayton (Dec. 19) most by a Rebel since 2017.
PTS	REB	AST	S	FG%	FT%										
7.4	4.2	1.8	2.0	.417	.600										
21 F		ROBERT ALLEN 6-8 230 Sr. Orlando, Fla. Samford <table><tr><th>PTS</th><th>REB</th><th>AST</th><th>S</th><th>FG%</th><th>FT%</th></tr><tr><td>5.2</td><td>5.2</td><td>0.6</td><td>0.4</td><td>.409</td><td>.615</td></tr></table>	PTS	REB	AST	S	FG%	FT%	5.2	5.2	0.6	0.4	.409	.615	LAST GAME: vs. Boise State: 8 points, 3 rebounds, 1 block, 19 minutes NOTES: Season-high 8 points twice, 8 boards vs. Elon ... 1 start ... 1 of 4 Rebels to play all 28 games last year (8 starts) ... 12.0 PPG, 7.7 RPG w/11 double-doubles in two seasons at Samford ... Led Samford with 43 blocks in 2019-20.
PTS	REB	AST	S	FG%	FT%										
5.2	5.2	0.6	0.4	.409	.615										
23 F		SAMMY HUNTER 6-9 225 Jr. Nassau, Bahamas B.C. Christian Acad. (Canada) <table><tr><th>PTS</th><th>REB</th><th>AST</th><th>S</th><th>FG%</th><th>FT%</th></tr><tr><td>3.4</td><td>0.4</td><td>0.0</td><td>0.0</td><td>.571</td><td>1.000</td></tr></table>	PTS	REB	AST	S	FG%	FT%	3.4	0.4	0.0	0.0	.571	1.000	LAST GAME: vs. Boise State: 7 minutes NOTES: Appeared in 25 games, averaging 7.9 minutes per game ... Scored a career-high 11 points in win over Kentucky (March 2), including 3 of 5 from three ... Played in 27 games, averaged 12.1 minutes per game as a freshman.
PTS	REB	AST	S	FG%	FT%										
3.4	0.4	0.0	0.0	.571	1.000										
24 G		JARKEl JOINER 6-1 180 Sr. Oxford, Miss. CSU Bakersfield <table><tr><th>PTS</th><th>REB</th><th>AST</th><th>S</th><th>FG%</th><th>FT%</th></tr><tr><td>15.0</td><td>3.2</td><td>3.2</td><td>1.0</td><td>.475</td><td>.692</td></tr></table>	PTS	REB	AST	S	FG%	FT%	15.0	3.2	3.2	1.0	.475	.692	LAST GAME: vs. Boise State: 10 points, 1 rebound, 1 assist, 1 steal, 35 minutes NOTES: Leads SEC, 23rd NCAA in assist-turnover (4.0) ... 4th SEC in minutes (31.6) ... 13.0 PPG in Charleston ... Career-high 7 ast vs. CSU ... 2020-21: 12.0 PPG; 3rd SEC FT% (84.5), 11.7 PPG SEC games ... 6 stl at UGA (most in SEC last season).
PTS	REB	AST	S	FG%	FT%										
15.0	3.2	3.2	1.0	.475	.692										
33 G		JOHN MCBRIDE 6-7 214 Jr. Memphis, Tenn. Memphis University School <table><tr><th>PTS</th><th>REB</th><th>AST</th><th>S</th><th>FG%</th><th>FT%</th></tr><tr><td>0.0</td><td>0.0</td><td>0.3</td><td>0.0</td><td>.000</td><td>.000</td></tr></table>	PTS	REB	AST	S	FG%	FT%	0.0	0.0	0.3	0.0	.000	.000	LAST GAME: vs. Boise State: DNP NOTES: Played in four games last year ... Scored one point in the season opener versus Jackson State ... 2020 SEC Winter Academic Honor Roll ... Walk-on
PTS	REB	AST	S	FG%	FT%										
0.0	0.0	0.3	0.0	.000	.000										

CAREER RECORD AS A HEAD COACH (ALL DIVISIONS):

523-307 (.630 pct. / 27 seasons)

CAREER RECORD AS A HEAD COACH (DIVISION I):

457-282 (.618 pct. / 24 seasons)

COACHING HONORS

- 1989 Big Sky Coach of the Year (league)
- 1990 Big Sky Coach of the Year (league)
- 2003 Sun Belt Coach of the Year (league)
- 2008 Sun Belt Coach of the Year (CollegInsider.com)
- 2010 Sun Belt Coach of the Year (CollegInsider.com)
- 2012 Sun Belt Coach of the Year (league, CollegInsider.com)
- 2012 NABC District 24 Coach of the Year
- 2013 Sun Belt Coach of the Year (league, CollegInsider.com)
- 2016 Daily News Journal Sportsperson of the Year
- 2017 Conference USA Coach of the Year (league)
- 2017 NABC District 11 Coach of the Year
- 2017 TSWA Coach of the Year
- 2019 Jim Phelan Award Finalist (CollegInsider.com)
- 2019 SEC Coach of the Year (league, AP)

COACHING CAREER

Season	School	Position	Record/Postseason
1984-85	Southwest Mississippi CC	Head Coach	17-9
1985-86	Southwest Mississippi CC	Head Coach	22-11
1986-87	Idaho	Assistant Coach	16-14
1987-88	Idaho	Assistant Coach	19-11
1988-89	Idaho	Head Coach	25-6/NCAA First Round
1989-90	Idaho	Head Coach	25-6/NCAA First Round
1990-91	Texas A&M	Head Coach	8-21
1991-92	Chipola	Associate Head Coach	
1992-93	Chipola	Associate Head Coach	
1993-94	Chipola	Head Coach	27-5/State Semifinals
1994-95	Utah State	Associate Head Coach	21-8/NIT
1995-96	Utah State	Associate Head Coach	18-15
1996-97	Idaho	Head Coach	13-17
1997-98	LSU	Associate Head Coach	9-18
1998-99	LSU	Associate Head Coach	12-15
1999-2000	LSU	Associate Head Coach	28-6/NCAA Sweet Sixteen
2000-01	LSU	Associate Head Coach	13-16
2001-02	LSU	Associate Head Coach	19-15/NIT Second Round
2002-03	Middle Tennessee	Head Coach	16-14
2003-04	Middle Tennessee	Head Coach	17-12
2004-05	Middle Tennessee	Head Coach	19-12
2005-06	Middle Tennessee	Head Coach	16-12
2006-07	Middle Tennessee	Head Coach	15-17
2007-08	Middle Tennessee	Head Coach	17-15
2008-09	Middle Tennessee	Head Coach	18-14
2009-10	Middle Tennessee	Head Coach	19-14/CIT First Round
2010-11	Middle Tennessee	Head Coach	16-16
2011-12	Middle Tennessee	Head Coach	27-7/NIT Quarterfinals
2012-13	Middle Tennessee	Head Coach	28-6/NCAA First Four
2013-14	Middle Tennessee	Head Coach	24-9
2014-15	Middle Tennessee	Head Coach	19-17/CIT First Round
2015-16	Middle Tennessee	Head Coach	25-10/NCAA Second Round
2016-17	Middle Tennessee	Head Coach	31-5/NCAA Second Round
2017-18	Middle Tennessee	Head Coach	25-8/NIT Second Round
2018-19	Ole Miss	Head Coach	20-13/NCAA First Round
2019-20	Ole Miss	Head Coach	15-17
2020-21	Ole Miss	Head Coach	16-12/NIT First Round
2021-22	Ole Miss	Head Coach	3-2

EDUCATION: Bachelor's (1982); Master's (1984) - Mississippi State



FASTBREAK FACTS ON KERMIT DAVIS

- Ranks 132nd all-time in career wins and 38th among active head coaches
- One of three active coaches to be named coach of the year in four different conferences
- One of 63 coaches in college basketball history to take three different schools to the NCAA Tournament
- Has guided teams to 15 postseason appearances as a head coach
- One of eight active head coaches to be the son of a former Division I head coach
- Nine seasons of 24 or more wins as a head coach
- Nine-time conference coach of the year
- Sixth Ole Miss coach to earn SEC Coach of the Year honors, only the second to do so in his first year
- First coach in Ole Miss history to win his first three SEC games
- Third coach in Ole Miss history to win 20 games in his first season as head coach
- Winningest head coach in Middle Tennessee history
- Winningest head coach in Sun Belt Conference history
- Coached Middle Tennessee to 179 wins in his last seven seasons, in Murfreesboro, the most by any school in the state of Tennessee during that span
- Won eight conference championships (six regular season, two conference tournaments) at Middle Tennessee over his final nine seasons
- Coached one of the biggest upsets in NCAA Tournament history, leading No. 15 seed Middle Tennessee to a win over No. 2 seed Michigan State in the 2016 NCAA Tournament
- One year later, led Middle Tennessee back to the NCAA Tournament as a No. 12 seed, where they beat No. 5 seed Minnesota
- As a head coach, has led his teams to 14 conference championships (10 regular season, four conference tournaments)
- Serving as associate head coach, helped Utah State and LSU earn conference titles; took LSU to the Sweet 16 to conclude a 28-6 campaign
- Inducted into the Southwest Mississippi College Hall of Fame in October 2018
- Youngest Division I head coach in the nation at Idaho at age 28
- Youngest junior college coach in the nation at Southwest Mississippi at age 24
- He and his wife Betty have two daughters, Ally and Claire

*Coach Davis' full bio can be found on OleMissSports.com



CHARLESTON CLASSIC RECAP

Ole Miss is coming off a 1-2 visit against a tough field at the Shriners Children's Charleston Classic on Nov. 18-21, with a solid win over Elon (74-56, Nov. 19) and close losses to Marquette (78-72, Nov. 18) and Boise State (60-50, Nov. 21). The Rebels opened in fast and furious fashion against Marquette, which was coming off an upset of No. 10 Illinois and wound up in the title game against then 22nd-ranked St. Bonaventure (now No. 16). The Rebels shot 50 percent in the first half and 46.8 percent overall, but it was not enough to slow down a torrid three-point shooting effort from the Golden Eagles in a wild finish that included seven lead changes and five ties. Ole Miss bounced back against Elon, leading wire-to-wire thanks to a relentless defensive effort that shut down an Elon offense shooting 46 percent overall and 41.1 percent from three entering to just 34.6 overall and a 3-of-17 output from beyond the arc. Both defenses shined in the fifth place game to close out against Boise State, but the Broncos awoke in the second half, shooting 56 percent overall and ripping off a 22-6 run to separate for the win.

In three games, Jarkel Joiner led Ole Miss with an average of 13.0 points, while Jaemyn Brakefield also averaged 11.7 points after a career-high 16-point outing vs. Elon.

Game 1 • vs. Marquette (L, 78-72) • Nov. 18

Top Scorer: Nysier Brooks and Jarkel Joiner (13)
Top Rebounder: Nysier Brooks (7)

Game 2 • vs. Elon (W, 74-56) • Nov. 19

Top Scorer: Jaemyn Brakefield and Jarkel Joiner (16)
Top Rebounder: Robert Allen (8)

Game 3 • vs. Boise State (L, 60-50) • Nov. 21

Top Scorer: Jarkel Joiner (10)
Top Rebounder: Nysier Brooks (6)

PASS THE ROCK

Ole Miss currently has the two most efficient passers in the SEC in **Jarkel Joiner** and **Austin Crowley** who have been crucial in the Rebels' offensive efforts so far this season. Joiner leads the conference and ranks 23rd nationally at his assist-to-turnover ratio of 4.0, while Crowley ranks as the SEC runner-up and No. 63 in the NCAA at his ratio of 3.0. **Tye Fagan** also ranks within the SEC top-10 at No. 9 with a ratio of 2.0.

Crowley has been particularly solid, currently ranking 10th in the SEC at 4.2 assists per game through five games that include a career-best nine dimes against Charleston Southern. It took three games for Joiner to record his first turnover of the season, and he also had a career day vs. Charleston Southern with seven assists of his own to combine with Crowley for 16 of the 23 Rebel dimes.

On the season, Ole Miss have notched an assist on 57.4 percent of all made field goals (85-of-148).

SHARING IS CARING

Ole Miss has been a machine in distribution through the early going, notching exactly 23 dimes in each of its first two games. No Rebel team since 1994 has recorded 20 assists in the first two games of the season, with the '94-95 Ole Miss squad tallying 22 to open against Morgan State on Dec. 1, 1994, and 20 against Sam Houston State two days later on Dec. 3, 1994. In available records through 1987-88, no Rebel team has had 23 or more in their first two games of the season.

The Rebels rank second in the SEC and 34th nationally in assist-to-turnover ratio (1.5), as well as second in the SEC and 37th in the NCAA in assists per game (17.0). Helping that assist-turnover ratio are the third-fewest turnovers per game (11.4).

SERIES HISTORY VS. MVSU (OLE MISS LEADS 6-0)

Date	Result	Location
11/10/06	W, 72-49	in Oxford
11/10/07	W, 97-63	in Oxford
12/13/10	W, 101-69	in Oxford
12/10/11	W, 80-56	in Oxford
11/09/12	W, 93-57	in Oxford
11/22/13	W, 111-82	in Oxford

SERIES NOTES...

At Oxford: Ole Miss leads 6-0
Longest UM Streak: 6 (2006-Present)
Biggest UM Win: 36 (11/09/12 - in Oxford)
Most UM Points: 111 (11/22/13 - in Oxford)

BY THE NUMBERS

- Overall. 3-2
- SEC Games 0-0
- Streak 1-1
- Overtime 0-0
- Home Overall (SEC) 2-0 (0-0)
- Road Overall (SEC) 0-0 (0-0)
- Neutral Games. 1-2
- vs. Ranked Opponents. 0-0

- Day Games 0-1
- Night Games (6 p.m. or later local) 3-1
- November Games 3-2
- December Games 0-0
- January Games 0-0
- February Games 0-0
- March Games 0-0

- Monday Games 0-0
- Tuesday Games 1-0
- Wednesday Games. 0-0
- Thursday Games 0-1
- Friday Games. 2-0
- Saturday Games 0-0
- Sunday Games. 0-1

- Red Jerseys. 1-0
- Navy Jerseys 0-0
- White Jerseys. 1-2
- White Throwback Jerseys. 0-0
- Powder Blue Jerseys 1-0

REBELS RECORD WHEN...

- Leading at the half 3-2
- Tied at the half 0-0
- Behind at the half 0-0

- Scores 90 points or more 1-0
- Scores 80-89 points 1-0
- Scores 70-79 points 1-1
- Scores less than 70 points 0-1

- Out-rebounds opponent 3-1
- Out-rebounded by opponent 0-1
- Ties opponents in rebounds 0-0

- Shoots 50 percent or better 2-0
- Shoots between 40-49 percent. 1-1
- Shoots under 40 percent 0-1

- Shoots 40 percent or better from 3-pt. 1-1
- Shoots between 30-39 percent from 3-pt. 2-0
- Shoots under 30 percent from 3-pt. 0-1

- Shoots 70 percent or better from FT line 1-1
- Shoots 60-69 percent from FT line 1-0
- Shoots under 60 percent from FT line. 1-1

- Opp. shoots 50 percent or better 0-0
- Opp. shoots 40-49 percent. 1-2
- Opp. shoots under 40 percent. 2-0

- Opp. shoots 40 percent or better from 3-pt. 0-0
- Opp. shoots between 30-39% from 3-pt. 1-1
- Opp. shoots under 30 percent from 3-pt. 2-1

- Commits 15 turnovers or more 0-0
- Commits less than 15 turnovers 3-2

- Forces 15 turnovers or more 2-1
- Forces less than 15 turnovers. 1-1

- Has less (or same) turnovers than opp. 3-2
- Has more turnovers than opponent 0-0

BY THE NUMBERS (UNDER DAVIS)

- Overall 54-44
- SEC Games 26-28
- Overtime 1-2
- Home Overall (SEC) 35-14 (16-11)
- Road Overall (SEC) 13-21 (10-17)
- Neutral Games 7-9
- vs. Ranked Opponents 5-11
- Day Games 22-16
- Night Games (6 p.m. or later local) 32-28
- November Games 12-6
- December Games 15-3
- January Games 8-17
- February Games 14-10
- March Games 5-8
- Monday Games 1-0
- Tuesday Games 10-13
- Wednesday Games 11-4
- Thursday Games 2-2
- Friday Games 6-5
- Saturday Games 22-19
- Sunday Games 2-1
- Red Jerseys 7-11
- Navy Jerseys 4-9
- White Jerseys 28-14
- White Throwback Jerseys 1-1
- Gray Jerseys 9-4
- Powder Blue Jerseys 5-5

REBELS' RECORD WHEN... (UNDER DAVIS)

- Leading at the half 46-14
- Tied at the half 0-2
- Behind at the half 8-28
- Scores 90 points or more 5-0
- Scores 80-89 points 21-3
- Scores 70-79 points 17-15
- Scores less than 70 points 11-26
- Out-rebounds opponent 39-16
- Out-rebounded by opponent 14-25
- Ties opponents in rebounds 1-3
- Shoots 50 percent or better 24-3
- Shoots between 40-49 percent 25-23
- Shoots under 40 percent 5-18
- Shoots 40 percent or better from 3-pt. 16-5
- Shoots between 30-39 percent 3-pt. 28-18
- Shoots under 30 percent from 3-pt. 10-21
- Shoots 70% or better from FT line 37-25
- Shoots 60-69 percent from FT line 14-7
- Shoots under 60 percent from FT line 3-12
- Opp. shoots 50 percent or better 2-16
- Opp. shoots 40-49 percent 23-23
- Opp. shoots under 40 percent 29-5
- Opp. shoots 40% or better from 3-pt. 11-22
- Opp. shoots between 30-39% from 3-pt. 18-7
- Opp. shoots under 30% from 3-pt. 25-15
- Commits 15 turnovers or more 16-21
- Commits less than 15 turnovers 38-23
- Forces 15 turnovers or more 33-13
- Forces less than 15 turnovers 21-31
- Has less (or same) turnovers than opp. 42-18

TIGHT SHIP

Team defense has been a calling card of the Rebels in the early going, holding opponents to 70 or fewer four times in five games, including 60 or fewer in each of their last two outings vs. Elon (56) and Boise State (60). Disruption and mayhem have led to plenty of buckets in transition for Ole Miss, with their SEC fifth-best turnover margin (+4.0) helping lead to a nearly identical Rebel advantage in both points off turnovers (75-48) and points on the fastbreak (74-36). **Luis Rodriguez** has been helped lead that charge for the Rebel defense, currently ranking ninth in the SEC with 2.0 steals per game.

SCORE FROM FAR

Ole Miss has shown spurts of being able to light the net on fire, shooting 46 percent or better in four of five games played. Additionally, the Rebels have posted five halves this season at a 50 percent overall clip or better, including in three of four to start the season. Ole Miss opened the season with two 50 percent shooting games for the first time since 2007, and what has helped has been the combination of a dynamite transition offense and a bevy of contributors from beyond the arc. Ole Miss is currently outscoring opponents 164-128 in the paint and 74-36 on the fastbreak, while six different Rebels have hit multiple threes this season toward a season line of 34-of-94 (.362) -- including five who have hit four or more. Ole Miss hit at least eight trifectas in each of its first three games, and it has received help from a couple of unlikely heroes to start the year.

Austin Crowley and **Tye Fagan**, who entered the season a combined 37-of-137 (.270) in their careers from three, are right now shooting 13-of-25 (.520) from deep as a duo to start the year. Crowley at 8-of-16 is already beyond the halfway mark for his single-season best in three-pointers made (11, 2019-20), and Fagan at 5-of-9 is halfway to his season-best 10 from last season at Georgia. The team leader so far is **Jarkel Joiner**, who is shooting 10-of-22 (.455) from beyond the arc, accounting for 40 percent of all his scoring.

PUTTING THE TEAM ON HIS BACK

Senior **Jarkel Joiner** has proven his veteran leadership in the early stages of the season, not only leading in several categories but by also rarely leaving the floor. Joiner ranks fourth in the SEC in minutes played per game at 31.6, and he has put the team on his back with the SEC's sixth-most field goal attempts (59) and ninth-most field goals made (28). Joiner also ranks seventh in total points (75). In his career, Joiner averages 30.4 minutes played per game in 97 career games played and 90 career starts.

JACK OF ALL TRADES

Senior **Tye Fagan** has been a Swiss Army knife for Ole Miss, contributing in significant ways in multiple facets of the game. On the year, Fagan is averaging a balanced stat line of 8.6 points (third on team), 3.0 rebounds, 3.2 assists (tied for second on team), 0.6 steals and 0.4 blocks while averaging an assist-turnover ratio of 2.0 in 20.4 minutes played per game. Fagan tallied a career-high six assists to go along with an Ole Miss career-high 11 points vs. Elon -- his second double-digit effort as a Rebel following an opening 10-point performance vs. New Orleans. Fagan has also added a three-point shot to his repertoire, currently sitting at 5-of-9 despite entering the year with a career line of 19-of-68 (.279). Combined with his three previous years of experience at Georgia, Fagan has played in 94 career games.

COMPARING THE TEAMS

Statistic	Ole Miss	MVSU
Scoring Offense	74.2	63.5
Scoring Defense	64.6	107.0
Scoring Margin	+9.6	-43.5
Field Goal Pct.	.476	.321
Opp. Field Goal Pct.	.404	.647
3-Point Pct.	.362	.231
Opp. 3-Point Pct.	.300	.500
Free Throw Pct.	.631	.642
Rebounds Per Game	37.2	28.5
Opp. Rebounds Per Game	34.8	48.0
Rebound Margin	+2.4	-19.5
Assists Per Game	17.0	12.5
Turnovers Per Game	11.4	15.0
Opp. Turnovers Per Game	15.4	21.0
Turnover Margin	+4.0	+6.0
Steals Per Game	7.2	10.0
Blocks Per Game	3.6	1.0

SEC STANDINGS (NOV. 23)

School	SEC	Overall
Arkansas	0-0	5-0
LSU	0-0	5-0
Florida	0-0	5-0
Alabama	0-0	4-0
Mississippi State	0-0	4-0
Texas A&M	0-0	5-1
Kentucky	0-0	4-1
South Carolina	0-0	4-1
Vanderbilt	0-0	4-1
Auburn	0-0	3-1
Tennessee	0-0	3-1
Missouri	0-0	3-2
Ole Miss	0-0	3-2
Georgia	0-0	2-4

GAME LEADERS

POINTS

Joiner - 4
Brakefield - 1
Brooks - 1
Crowley - 1

REBOUNDS

Allen - 2
Brooks - 2
Brakefield - 1

ASSISTS

Crowley - 3
Fagan - 2
Rodriguez - 1

20-PT GAMES

Crowley - 1

DOUBLE-DIGITS

Joiner - 5
Brakefield - 2
Brooks - 2
Crowley - 2
Fagan - 2
Murrell - 1

DOUBLE-DIGIT REBS

--

DOUBLE-DIGIT ASSTS

--

DOUBLE-DOUBLES

--

TEAM RANKINGS (NCAA TOP-100) • NOV. 23

	SEC	NCAA	Category
Ole Miss	2	34	Assist-Turnover Ratio (1.5)
Ole Miss	2	37	Assists Per Game (17.0)
Ole Miss	5	61	Def. Rebounds/Game (29.0)
Ole Miss	5	62	Turnover Margin (+4.0)
Ole Miss	3	62	Turnovers/Game (11.4)
Ole Miss	2	63	Total Assists (85)
Ole Miss	4	71	FG Percentage (47.6)
Ole Miss	6	98	Turnovers Forced/Game (15.4)

INDIVIDUAL RANKINGS (SEC TOP-10) • NOV. 23

Joiner	1	23	Assist-Turnover Ratio (4.0)
Crowley	2	63	Assist-Turnover Ratio (3.0)
Joiner	4	244	Minutes/Game (31:55)
Crowley	6	118	Total Assists (21)
Joiner	6	238	Total FG Attempts (59)
Joiner	7	261	Total Points (75)
Rodriguez	7	96	Total Steals (10)
Fagan	9	176	Assist-Turnover Ratio (2.0)
Joiner	9	218	Total FG Made (28)
Rodriguez	9	100	Steals/Game (2.0)
Allen	10	176	Off. Rebounds/Game (2.6)
Crowley	10	133	Assists/Game (4.2)
Joiner	10	271	Total 3PM (10)

GAME-BY-GAME SPECIALTY STATS (OLE MISS/OPPONENT)

Opponent	Date	Result	Paint	Off TO	2nd Chance	FB	Bench
New Orleans	11-09	W, 82-61	40/30	17/6	5/5	16/12	34/28
Charleston So.	11-12	W, 93-68	40/24	15/4	9/12	25/4	36/23
Marquette	11-18	L, 72-78	38/16	11/17	8/14	6/3	18/26
Elon	11-19	W, 74-56	24/26	15/9	8/2	12/7	24/21
Boise State	11-21	L, 50-60	32/32	17/12	11/5	15/10	18/9
Totals			164/128	75/48	41/38	74/36	130/107

GAME-BY-GAME LEAD/DEFICIT

Opponent	Date	Result	Largest Lead	Largest Deficit	Time Led	Time Trailed	Time Tied
New Orleans	11-09	W, 82-61	25 (2nd, 7:58)	6 (1st, 11:00)	31:02	6:18	2:40
Charleston So.	11-12	W, 93-68	30 (2nd, 2:40)	3 (1st, 16:51)	34:51	2:47	3:03
Marquette	11-18	L, 72-78	12 (1st, 14:03)	7 (2nd, 3:55)	25:58	10:32	3:30
Elon	11-19	W, 74-56	22 (2nd, 7:44)	--	39:49	--	0:11
Boise State	11-21	L, 50-60	9 (1st, 1:12)	10 (2nd, 1:13)	28:10	6:38	5:12

YEAR FOUR OF THE DAVIS ERA

Kermit Davis enters his fourth season at the helm of Ole Miss Basketball. Over his first three seasons, Davis led the Rebels to a pair of postseason appearances (2020 postseason was cancelled due to COVID-19). With 54 victories as head coach of the Rebels, Davis is one of only four coaches in Ole Miss history to rack up at least 50 wins over their first three seasons. A nine-time conference coach of the year, Davis is 38th among active Division I head coaches with 457 career wins over 24 seasons, including stints at Middle Tennessee, Idaho and Texas A&M. In 27 seasons as a college basketball head coach, he has amassed 523 wins.

DAVIS ERA TRENDS TO WATCH

- 46-14 when leading at half
- 5-0 when scoring 90+, 26-3 when scoring 80+, 42-18 when scoring 70+
- 39-16 when winning the rebounding battle
- 24-3 when at 50 percent shooting or better
- 16-5 when shooting 40 percent or better from three
- 52-28 when keeping opponents below 50 percent shooting (29-5 when below 40 percent)

PROTECTING CRADDOCK COURT

Winning at home has been a trademark at Ole Miss. Over the past 15 seasons, the Rebels are 178-56 (.761 win pct.) in home games. In five-plus seasons (opened January 2016) playing in the \$96.5 million SJB Pavilion, the Rebels hold a 65-30 (.684) advantage against the opposition. Ole Miss has won 303 of its last 391 games (.775 win pct.) in Oxford dating back to the 1996-97 campaign. Under head coach **Kermit Davis**, the Rebels are 35-14 (.714 win pct.) at home.

HOMETOWN REBEL LEADS THE WAY

Jarkel Joiner, the hometown Rebel, has opened his senior campaign in demonstrative fashion after two strong outings vs. New Orleans and Charleston Southern. Joiner leads all Rebels with 15.0 points per game, which includes 24 points vs. CSU -- two points off his Ole Miss career-high total of 26 vs. LSU in the 2021 SEC Tournament.

Joiner was an immediate shot in the arm for the Rebels in 2020-21, averaging 12.0 points per game as a junior while leading the team and ranking third in the SEC at an 84.5 percent clip from the charity stripe. Joiner transferred home after spending his first two seasons at CSU Bakersfield, where he set seven school records in 64 games played and 61 games started. At Oxford High School, Joiner was

OLE MISS IN WINS VS. LOSSES

Category	Wins	Losses	Change
Scoring	83.0	61.0	+22.0
Scoring Defense	61.7	69.0	-8.3
Scoring Margin	+21.3	-8.0	+29.3
FG%	.510	.420	+.090
3PT%	.375	.333	+.042
FT%	.659	.571	+.088
Opp. FG%	.386	.431	-.045
Opp. 3PT%	.250	.370	-.120
Rebounds	39.0	34.5	+4.5
Reb. Margin	+6.0	-3.0	+9.0
Assists	20.0	12.5	+7.5
Steals	6.7	8.0	-1.3
Blocks	3.3	4.0	-0.7
Turnovers	11.3	11.5	-0.2
Turnovers Forced	16.7	13.5	+3.2

AP TOP-25 • NOV. 21, 2021

Rank	Team (1st-Place)	W-L	Points	Last
1	Gonzaga (55)	4-0	1,515	1
2	UCLA (5)	4-0	1,443	2
3	Purdue (1)	5-0	1,391	6
4	Kansas	3-0	1,354	3
5	Duke	5-0	1,225	7
6	Baylor	4-0	1,154	9
7	Villanova	3-2	1,090	5
8	Texas	3-1	1,083	8
9	Memphis	4-0	1,002	11
T-10	Kentucky	3-1	880	13
T-10	Alabama	4-0	880	14
12	Houston	3-0	861	15
13	Arkansas	3-0	754	16
14	Illinois	2-1	624	10
15	Tennessee	3-1	558	17
16	St. Bonaventure	5-0	517	22
17	Arizona	5-0	474	NR
18	BYU	4-0	449	NR
19	Auburn	3-0	374	21
20	Michigan	3-2	367	4
21	Seton Hall	3-0	363	NR
22	UConn	4-0	342	23
23	Florida	3-0	294	24
24	Southern California	3-0	138	25
25	Xavier	4-0	102	NR

Others receiving votes: Oregon 96, Virginia Tech 91, Ohio State 89, North Carolina 75, Indiana 45, Michigan State 44, Marquette 41, Colorado State 30, Maryland 28, Texas Tech 26, LSU 6, Iowa 6, Mississippi State 4, Florida State 4, Drake 2, George Mason 1, San Francisco 1, Ohio 1, Loyola Chicago 1

USA TODAY/WBCA COACHES TOP-25 • NOV. 22, 2021

Rk	Team (Record)	Pts	1st	Prev
1	Gonzaga (4-0)	797	30	1
2	UCLA (4-0)	751	2	2
3	Kansas (3-0)	725	0	3
4	Purdue (5-0)	691	0	7
5	Baylor (4-0)	635	0	8
6	Duke (5-0)	624	0	9
7	Villanova (3-2)	546	0	4
8	Texas (3-1)	479	0	5
9	Alabama (4-0)	472	0	13
10	Memphis (4-0)	441	0	16
11	Houston (3-0)	431	0	14
12	Arkansas (3-0)	357	0	15
13	Michigan (3-2)	356	0	6
13	Kentucky (3-1)	356	0	11
15	Illinois (2-1)	321	0	10
16	St. Bonaventure (5-0)	261	0	24
17	Tennessee (3-1)	226	0	17
18	BYU (4-0)	205	0	NR
19	Arizona (5-0)	204	0	NR
20	Seton Hall (3-0)	187	0	NR
21	UConn (4-0)	183	0	23
22	Auburn (3-0)	174	0	22
23	Oregon (2-1)	168	0	12
24	Florida (3-0)	162	0	NR
25	USC (3-0)	92	0	NR

Others receiving votes: Ohio St. 83; Virginia Tech 68; Texas Tech 68; Michigan St 50; North Carolina 45; Xavier 38; Indiana 37; Maryland 33; Florida State 33; Iowa 27; Marquette 13; Loyola-Chicago 12; Louisiana State 12; Colorado St. 11; Utah St. 10; West Virginia 7; Notre Dame 3; Drake 3; San Francisco 2; Central Florida 1.

prolific, ranking fourth in the country his senior season at 36.5 PPG.

DUNK YOU VERY MUCH

Ole Miss put on a show for fans in its first two games at home this season, throwing down a combined 15 dunks -- with nine alone coming in the season opener vs. New Orleans for 22 percent of all Rebel scoring. Against Charleston Southern, **Luis Rodriguez** accounted for three of the six Rebel slams all by himself, and all in the first half. On the season, Ole Miss has thrown it down 24 total times -- worth 12.9 percent of all Rebel scoring.

CROWLEY IN THE SPOTLIGHT

West Point, Mississippi native **Austin Crowley** took control of the game in rapid fashion vs. New Orleans, sparking a huge 20-2 run to firmly put the Rebels ahead. Crowley scored 11 points in a span of just 1:58, going a perfect 3-of-3 from three and throwing down a thunderous fastbreak dunk in that stretch all by himself. Crowley would end with a career-high 13 points and was ultimately 3-of-4 from distance on the night. Crowley was also key as a distributor with four assists and as a disrupter with three steals.

RUFFIN OUT

Freshman **Daeshun Ruffin**, the program's first McDonald's All-American signee, will miss four weeks of action after fracturing his hand in the second half against New Orleans on Nov. 9. Ruffin exited the game with four points, two rebounds, two assists, two steals and one block. Coming out of Callaway High School, Ruffin was a consensus four-star prospect, and was rated No. 1 in the state of Mississippi and No. 40 nationally. He was the 2021 winner of Mississippi's Gatorade Player of the Year, and he ended his illustrious high school career with 2,337 points scored (25.4 PPG).

SUPERLATIVES

BIGGEST OLE MISS LEAD:
30, vs. Charleston Southern (11-12-21)

BIGGEST OLE MISS DEFICIT:
10, vs. Boise State (11-21-21)

BIGGEST OLE MISS LEAD IN A LOSS:
12, vs. Marquette (11-18-21)

BIGGEST OLE MISS DEFICIT IN A WIN:
6, vs. New Orleans (11-09-21)

BIGGEST OLE MISS HALFTIME LEAD:
16, vs. Elon (11-19-21)

BIGGEST OLE MISS HALFTIME DEFICIT:
--

BEST OLE MISS 1ST HALF FG%:
52.9, vs. New Orleans (11-09-21)

WORST OLE MISS 1ST HALF FG%:
36.7, vs. Boise State (11-21-21)

BEST OLE MISS 2ND HALF FG%:
57.5, vs. Charleston Southern (11-12-21)

WORST OLE MISS 2ND HALF FG%:
37.0, vs. Boise State (11-21-21)

MOST POINTS BY OLE MISS IN 1ST HALF:
43, vs. New Orleans (11-09-21)

FEWEST POINTS BY OLE MISS IN 1ST HALF:
27, vs. Boise State (11-21-21)

MOST POINTS BY OPPONENT IN 1ST HALF:
31, 2x, last vs. Marquette (11-18-21)

FEWEST POINTS BY OPPONENT IN 1ST HALF:
21, 2x, last vs. Boise State (11-21-21)

MOST POINTS BY OLE MISS IN 2ND HALF:
56, vs. Charleston Southern (11-12-21)

FEWEST POINTS BY OLE MISS IN 2ND HALF:
23, vs. Boise State (11-21-21)

MOST POINTS BY OPPONENT IN 2ND HALF:
47, vs. Marquette (11-18-21)

FEWEST POINTS BY OPPONENT IN 2ND HALF:
30, vs. New Orleans (11-09-21)

BIGGEST HALFTIME LEAD BLOWN:
6, vs. Boise State (11-21-21)

BIGGEST HALFTIME DEFICIT ERASED:
--

BIGGEST MARGIN OF VICTORY:
25, vs. Charleston Southern (11-12-21)

BIGGEST LEAD BLOWN TO LOSE (AT ANY POINT IN A GAME):
10, vs. Boise State (11-21-21)

BIGGEST DEFICIT OVERCOME TO WIN (AT ANY POINT IN A GAME):
6, vs. New Orleans (11-09-21)

BIGGEST MARGIN OF DEFEAT:
10, vs. Boise State (11-21-21)

GAME-BY-GAME STARTING LINEUPS

Opponent	Date	Result	PG	G	G	G/F	F/C	Lineup	Record
New Orleans	11-09	W, 82-61	Joiner	Crowley	Rodriguez	Allen	Brooks	#1	1-0
Charleston Southern	11-12	W, 93-68	Joiner	Crowley	Rodriguez	Brakefield	Brooks	#2	1-0
Marquette	11-18	L, 72-78	Joiner	Crowley	Rodriguez	Brakefield	Brooks	#2	1-1
Elon	11-19	W, 74-56	Joiner	Murrell	Rodriguez	Brakefield	Brooks	#3	1-0
Boise State	11-21	L, 50-60	Joiner	Murrell	Rodriguez	Brakefield	Brooks	#3	1-1

REBEL STARTING/GAMES PLAYED HISTORY

CAREER STARTS			CAREER GAMES PLAYED		
Name	Season	Career	Name	Season	Career
Robert Allen	1	71	Robert Allen	5	98
Jaemyn Brakefield	4	6	Jaemyn Brakefield	5	27
Nysier Brooks	5	67	Nysier Brooks	5	135
Austin Crowley	3	6	Austin Crowley	5	64
Tye Fagan	0	28	Tye Fagan	5	94
Sammy Hunter	0	1	Sammy Hunter	5	57
Jarkel Joiner	5	90	Jarkel Joiner	5	97
John McBride	0	0	John McBride	3	16
Matthew Murrell	2	5	Matthew Murrell	5	33
Luis Rodriguez	5	38	Luis Rodriguez	5	63
Daeshun Ruffin	0	0	Daeshun Ruffin	1	1
Grant Slatten	0	0	Grant Slatten	2	2
Eric Van Der Heijden	0	0	Eric Van Der Heijden	4	4
James White	0	0	James White	3	3

OVERALL STATS

Game Records

Record	Overall	Home	Away	Neutral
ALL GAMES	3-2	2-0	0-0	1-2
CONFERENCE	0-0	0-0	0-0	0-0
NON-CONFERENCE	3-2	2-0	0-0	1-2

Score by Periods

Team	1st	2nd	OT	TOT
Ole Miss	180	191	0	371
Opponents	128	195	0	323

Team Box Score

No.	Player				Total		3-Point		F-Throw		Rebounds													
		GP-GS	MIN	AVG	FG-FGA	FG%	3FG-3FGA	3FG%	FT-FTA	FT%	OFF	DEF	TOT	AVG	PF	DQ	A	TO	BLK	STL	PTS	AVG		
24	JOINER, Jarkel	5-5	159:33	31.9	28-59	.475	10-22	.455	9-13	.692	0	16	16	3.2	8	0	16	4	0	5	75	15.0		
4	BRAKEFIELD, Jaemyn	5-4	118:04	23.6	20-40	.500	5-12	.417	8-12	.667	6	17	23	4.6	8	0	4	10	4	1	53	10.6		
14	FAGAN, Tye	5-0	101:53	20.4	18-32	.563	5-9	.556	2-6	.333	1	14	15	3.0	8	0	16	8	2	3	43	8.6		
3	BROOKS, Nysier	5-5	103:12	20.6	18-30	.600	0-0	.000	2-5	.400	6	24	30	6.0	17	1	3	7	1	2	38	7.6		
15	RODRIGUEZ, Luis	5-5	113:57	22.8	15-36	.417	4-15	.267	3-5	.600	5	16	21	4.2	9	0	9	6	0	10	37	7.4		
1	CROWLEY, Austin	5-3	103:12	20.6	14-32	.438	8-16	.500	0-0	.000	0	13	13	2.6	6	0	21	7	3	7	36	7.2		
11	MURRELL, Matthew	5-2	104:34	20.9	11-27	.407	2-9	.222	7-8	.875	3	12	15	3.0	9	0	9	3	1	3	31	6.2		
21	ALLEN, Robert	5-1	89:07	17.8	9-22	.409	0-2	.000	8-13	.615	13	13	26	5.2	8	0	3	4	5	2	26	5.2		
2	RUFFIN, Daeshun	1-0	15:04	15.1	2-6	.333	0-3	.000	0-0	.000	0	2	2	2.0	1	0	2	2	1	2	4	4.0		
23	HUNTER, Sammy	5-0	51:55	10.4	8-14	.571	0-4	.000	1-1	1.000	1	1	2	0.4	7	0	0	1	1	0	17	3.4		
5	WHITE, James	3-0	16:56	5.6	4-8	.500	0-1	.000	0-0	.000	0	3	3	1.0	2	0	0	0	0	0	8	2.7		
0	VAN DER HEIJDEN, Eric	4-0	16:19	4.1	1-5	.200	0-1	.000	1-2	.500	0	2	2	0.5	4	0	1	2	0	1	3	0.8		
10	SLATTEN, Grant	2-0	01:56	1.0	0-0	.000	0-0	.000	0-0	.000	0	1	1	0.5	0	0	0	1	0	0	0	0.0		
33	MCBRIDE, John	3-0	04:19	1.4	0-0	.000	0-0	.000	0-0	.000	0	0	0	0.0	0	0	1	1	0	0	0	0.0		
Team											6	11	17					1						
Total		5	1000		148-311	.476	34-94	.362	41-65	.631	41	145	186	37.2	87	1	85	57	18	36	371	74.2		
Opponents		5	1000		113-280	.404	33-110	.300	64-92	.696	38	136	174	34.8	75	0	62	77	12	29	323	64.6		

Team Statistics

	OM	OPP
Scoring	371	323
Points per game	74.2	64.6
Scoring margin	+9.6	-
Field goals-att	148-311	113-280
Field goal pct	.476	.404
3 point fg-att	34-94	33-110
3-point FG pct	.362	.300
3-pt FG made per game	6.8	6.6
Free throws-att	41-65	64-92
Free throw pct	.631	.696
F-Throws made per game	8.2	12.8
Rebounds	186	174
Rebounds per game	37.2	34.8
Rebounding margin	+2.4	-
Assists	85	62
Assists per game	17.0	12.4
Turnovers	57	77
Turnovers per game	11.4	15.4
Turnover margin	+4.0	-
Assist/turnover ratio	1.5	0.8
Steals	36	29
Steals per game	7.2	5.8
Blocks	18	12
Blocks per game	3.6	2.4
Winning streak	0	-
Home win streak	2	-
Attendance	5825	0
Home games-Avg/Game	2-2913	0-0
Neutral site-Avg/Game	-	3-3764

Team Results

Date	Opponent		Score	Att.
11/09/2021	New Orleans	W	82-61	0
11/12/2021	Charleston So.	W	93-68	5825
11/18/2021	vs Marquette	L	72-78	4213
11/19/2021	vs Elon	W	74-56	4672
11/21/2021	vs Boise St.	L	50-60	2407

CONFERENCE

NON-CONFERENCE

Game Records

Record	Overall	Home	Away	Neutral
ALL GAMES	3-2	2-0	0-0	1-2
CONFERENCE	0-0	0-0	0-0	0-0
NON-CONFERENCE	3-2	2-0	0-0	1-2

Score by Periods

Team	1st	2nd	OT	TOT
Ole Miss	180	191	0	371
Opponents	128	195	0	323

Team Box Score

No.	Player				Total		3-Point		F-Throw		Rebounds													
		GP-GS	MIN	AVG	FG-FGA	FG%	3FG-3FGA	3FG%	FT-FTA	FT%	OFF	DEF	TOT	AVG	PF	DQ	A	TO	BLK	STL	PTS	AVG		
24	JOINER, Jarkel	5-5	159:33	31.9	28-59	.475	10-22	.455	9-13	.692	0	16	16	3.2	8	0	16	4	0	5	75	15.0		
4	BRAKEFIELD, Jaemyn	5-4	118:04	23.6	20-40	.500	5-12	.417	8-12	.667	6	17	23	4.6	8	0	4	10	4	1	53	10.6		
14	FAGAN, Tye	5-0	101:53	20.4	18-32	.563	5-9	.556	2-6	.333	1	14	15	3.0	8	0	16	8	2	3	43	8.6		
3	BROOKS, Nysier	5-5	103:12	20.6	18-30	.600	0-0	.000	2-5	.400	6	24	30	6.0	17	1	3	7	1	2	38	7.6		
15	RODRIGUEZ, Luis	5-5	113:57	22.8	15-36	.417	4-15	.267	3-5	.600	5	16	21	4.2	9	0	9	6	0	10	37	7.4		
1	CROWLEY, Austin	5-3	103:12	20.6	14-32	.438	8-16	.500	0-0	.000	0	13	13	2.6	6	0	21	7	3	7	36	7.2		
11	MURRELL, Matthew	5-2	104:34	20.9	11-27	.407	2-9	.222	7-8	.875	3	12	15	3.0	9	0	9	3	1	3	31	6.2		
21	ALLEN, Robert	5-1	89:07	17.8	9-22	.409	0-2	.000	8-13	.615	13	13	26	5.2	8	0	3	4	5	2	26	5.2		
2	RUFFIN, Daeshun	1-0	15:04	15.1	2-6	.333	0-3	.000	0-0	.000	0	2	2	2.0	1	0	2	2	1	2	4	4.0		
23	HUNTER, Sammy	5-0	51:55	10.4	8-14	.571	0-4	.000	1-1	1.000	1	1	2	0.4	7	0	0	1	1	0	17	3.4		
5	WHITE, James	3-0	16:56	5.6	4-8	.500	0-1	.000	0-0	.000	0	3	3	1.0	2	0	0	0	0	0	8	2.7		
0	VAN DER HEIJDEN, Eric	4-0	16:19	4.1	1-5	.200	0-1	.000	1-2	.500	0	2	2	0.5	4	0	1	2	0	1	3	0.8		
10	SLATTEN, Grant	2-0	01:56	1.0	0-0	.000	0-0	.000	0-0	.000	0	1	1	0.5	0	0	0	1	0	0	0	0.0		
33	MCBRIDE, John	3-0	04:19	1.4	0-0	.000	0-0	.000	0-0	.000	0	0	0	0.0	0	0	1	1	0	0	0	0.0		
Team											6	11	17					1						
Total		5	1000		148-311	.476	34-94	.362	41-65	.631	41	145	186	37.2	87	1	85	57	18	36	371	74.2		
Opponents		5	1000		113-280	.404	33-110	.300	64-92	.696	38	136	174	34.8	75	0	62	77	12	29	323	64.6		

HOME STATS

Game Records

Record	Overall	Home	Away	Neutral
ALL GAMES	2-0	2-0	0-0	0-0
CONFERENCE	0-0	0-0	0-0	0-0
NON-CONFERENCE	2-0	2-0	0-0	0-0

Score by Periods

Team	1st	2nd	OT	TOT
Ole Miss	80	95	0	175
Opponents	55	74	0	129

Team Box Score

No.	Player				Total		3-Point		F-Throw		Rebounds													
		GP-GS	MIN	AVG	FG-FGA	FG%	3FG-3FGA	3FG%	FT-FTA	FT%	OFF	DEF	TOT	AVG	PF	DQ	A	TO	BLK	STL	PTS	AVG		
24	JOINER, Jarkel	2-2	55:32	27.8	14-23	.609	6-11	.545	2-2	1.000	0	6	6	3.0	2	0	9	0	0	0	36	18.0		
1	CROWLEY, Austin	2-2	44:19	22.2	9-14	.643	6-11	.545	0-0	.000	0	5	5	2.5	2	0	13	2	1	5	24	12.0		
15	RODRIGUEZ, Luis	2-2	41:55	21.0	9-19	.474	1-5	.200	2-3	.667	2	8	10	5.0	4	0	6	3	0	5	21	10.5		
4	BRAKEFIELD, Jaemyn	2-1	42:09	21.1	8-16	.500	1-6	.167	1-3	.333	3	8	11	5.5	3	0	2	5	2	0	18	9.0		
14	FAGAN, Tye	2-0	33:57	17.0	7-12	.583	4-5	.800	0-0	.000	0	3	3	1.5	2	0	5	2	0	1	18	9.0		
11	MURRELL, Matthew	2-0	38:52	19.4	6-13	.462	2-5	.400	2-2	1.000	1	4	5	2.5	3	0	3	1	0	1	16	8.0		
3	BROOKS, Nysier	2-2	41:37	20.8	6-9	.667	0-0	.000	1-2	.500	1	10	11	5.5	6	0	1	0	1	0	13	6.5		
23	HUNTER, Sammy	2-0	21:27	10.7	5-8	.625	0-2	.000	1-1	1.000	1	0	1	0.5	2	0	0	1	0	0	11	5.5		
2	RUFFIN, Daeshun	1-0	15:04	15.1	2-6	.333	0-3	.000	0-0	.000	0	2	2	2.0	1	0	2	2	1	2	4	4.0		
5	WHITE, James	2-0	11:36	5.8	3-6	.500	0-1	.000	0-0	.000	0	2	2	1.0	0	0	0	0	0	0	6	3.0		
21	ALLEN, Robert	2-1	36:24	18.2	2-9	.222	0-1	.000	2-3	.667	6	3	9	4.5	2	0	3	0	2	1	6	3.0		
0	VAN DER HEIJDEN, Eric	2-0	11:41	5.8	1-4	.250	0-1	.000	0-0	.000	0	0	0	0.0	3	0	1	2	0	0	2	1.0		
33	MCBRIDE, John	2-0	03:55	2.0	0-0	.000	0-0	.000	0-0	.000	0	0	0	0.0	0	0	1	1	0	0	0	0.0		
10	SLATTEN, Grant	1-0	01:32	1.5	0-0	.000	0-0	.000	0-0	.000	0	1	1	1.0	0	0	0	1	0	0	0	0.0		
Team											2	7	9					1						
Total		2	400		72-139	.518	20-51	.392	11-16	.688	16	59	75	37.5	30	0	46	21	7	15	175	87.5		
Opponents		2	400		48-119	.403	13-47	.277	20-28	.714	15	54	69	34.5	24	0	25	33	3	12	129	64.5		

AWAY STATS

IN WINS

Game Records

Record	Overall	Home	Away	Neutral
ALL GAMES	3-0	2-0	0-0	1-0
CONFERENCE	0-0	0-0	0-0	0-0
NON-CONFERENCE	3-0	2-0	0-0	1-0

Score by Periods

Team	1st	2nd	OT	TOT
Ole Miss	117	132	0	249
Opponents	76	109	0	185

Team Box Score

No.	Player				Total		3-Point		F-Throw		Rebounds													
		GP-GS	MIN	AVG	FG-FGA	FG%	3FG-3FGA	3FG%	FT-FTA	FT%	OFF	DEF	TOT	AVG	PF	DQ	A	TO	BLK	STL	PTS	AVG		
24	JOINER, Jarkel	3-3	85:42	28.6	20-36	.556	6-12	.500	6-9	.667	0	9	9	3.0	3	0	13	1	0	2	52	17.3		
4	BRAKEFIELD, Jaemyn	3-2	65:19	21.8	12-24	.500	4-10	.400	6-9	.667	4	11	15	5.0	6	0	2	6	3	0	34	11.3		
14	FAGAN, Tye	3-0	61:52	20.6	12-19	.632	4-6	.667	1-3	.333	0	9	9	3.0	4	0	11	2	1	2	29	9.7		
15	RODRIGUEZ, Luis	3-3	62:10	20.7	11-22	.500	2-7	.286	2-3	.667	3	11	14	4.7	6	0	6	5	0	5	26	8.7		
1	CROWLEY, Austin	3-2	60:10	20.1	9-18	.500	6-13	.462	0-0	.000	0	7	7	2.3	3	0	13	4	1	5	24	8.0		
11	MURRELL, Matthew	3-1	63:04	21.0	7-16	.438	2-6	.333	7-8	.875	1	7	8	2.7	5	0	7	2	0	2	23	7.7		
3	BROOKS, Nysier	3-3	58:21	19.5	9-14	.643	0-0	.000	1-2	.500	3	14	17	5.7	9	0	1	4	1	0	19	6.3		
23	HUNTER, Sammy	3-0	39:42	13.2	8-14	.571	0-4	.000	1-1	1.000	1	1	2	0.7	5	0	0	1	1	0	17	5.7		
2	RUFFIN, Daeshun	1-0	15:04	15.1	2-6	.333	0-3	.000	0-0	.000	0	2	2	2.0	1	0	2	2	1	2	4	4.0		
21	ALLEN, Robert	3-1	50:16	16.8	3-11	.273	0-1	.000	4-7	.571	9	8	17	5.7	2	0	3	2	2	1	10	3.3		
5	WHITE, James	3-0	16:56	5.6	4-8	.500	0-1	.000	0-0	.000	0	3	3	1.0	2	0	0	0	0	0	8	2.7		
0	VAN DER HEIJDEN, Eric	3-0	15:09	5.0	1-4	.250	0-1	.000	1-2	.500	0	2	2	0.7	4	0	1	2	0	1	3	1.0		
10	SLATTEN, Grant	2-0	01:56	1.0	0-0	.000	0-0	.000	0-0	.000	0	1	1	0.5	0	0	0	1	0	0	0	0.0		
33	MCBRIDE, John	3-0	04:19	1.4	0-0	.000	0-0	.000	0-0	.000	0	0	0	0.0	0	0	1	1	0	0	0	0.0		
Team											3	8	11					1						
Total		3	600		98-192	.510	24-64	.375	29-44	.659	24	93	117	39.0	50	0	60	34	10	20	249	83.0		
Opponents		3	600		66-171	.386	16-64	.250	37-52	.712	20	79	99	33.0	48	0	34	50	5	17	185	61.7		

IN LOSSES

Game Records

Record	Overall	Home	Away	Neutral
ALL GAMES	0-2	0-0	0-0	0-2
CONFERENCE	0-0	0-0	0-0	0-0
NON-CONFERENCE	0-2	0-0	0-0	0-2

Score by Periods

Team	1st	2nd	OT	TOT
Ole Miss	63	59	0	122
Opponents	52	86	0	138

Team Box Score

No.	Player				Total		3-Point		F-Throw		Rebounds													
		GP-GS	MIN	AVG	FG-FGA	FG%	3FG-3FGA	3FG%	FT-FTA	FT%	OFF	DEF	TOT	AVG	PF	DQ	A	TO	BLK	STL	PTS	AVG		
24	JOINER, Jarkel	2-2	73:51	36.9	8-23	.348	4-10	.400	3-4	.750	0	7	7	3.5	5	0	3	3	0	3	23	11.5		
3	BROOKS, Nysier	2-2	44:50	22.4	9-16	.563	0-0	.000	1-3	.333	3	10	13	6.5	8	1	2	3	0	2	19	9.5		
4	BRAKEFIELD, Jaemyn	2-2	52:45	26.4	8-16	.500	1-2	.500	2-3	.667	2	6	8	4.0	2	0	2	4	1	1	19	9.5		
21	ALLEN, Robert	2-0	38:50	19.4	6-11	.545	0-1	.000	4-6	.667	4	5	9	4.5	6	0	0	2	3	1	16	8.0		
14	FAGAN, Tye	2-0	40:01	20.0	6-13	.462	1-3	.333	1-3	.333	1	5	6	3.0	4	0	5	6	1	1	14	7.0		
1	CROWLEY, Austin	2-1	43:02	21.5	5-14	.357	2-3	.667	0-0	.000	0	6	6	3.0	3	0	8	3	2	2	12	6.0		
15	RODRIGUEZ, Luis	2-2	51:47	25.9	4-14	.286	2-8	.250	1-2	.500	2	5	7	3.5	3	0	3	1	0	5	11	5.5		
11	MURRELL, Matthew	2-1	41:30	20.8	4-11	.364	0-3	.000	0-0	.000	2	5	7	3.5	4	0	2	1	1	1	8	4.0		
23	HUNTER, Sammy	2-0	12:13	6.1	0-0	.000	0-0	.000	0-0	.000	0	0	0	0.0	2	0	0	0	0	0	0	0.0		
0	VAN DER HEIJDEN, Eric	1-0	01:10	1.2	0-1	.000	0-0	.000	0-0	.000	0	0	0	0.0	0	0	0	0	0	0	0	0.0		
Team											3	3	6											
Total		2	400		50-119	.420	10-30	.333	12-21	.571	17	52	69	34.5	37	1	25	23	8	16	122	61.0		
Opponents		2	400		47-109	.431	17-46	.370	27-40	.675	18	57	75	37.5	27	0	28	27	7	12	138	69.0		

TEAM GAME-BY-GAME

				Total		3-Pointers		Free throws		Rebounds										
Opponent	Date	Score		FG-FGA	PCT	3FG-3FGA	PCT	FT-FTA	PCT	OFF	DEF	TOT	AVG	PF	A	TO	BLK	STL	PTS	AVG
New Orleans	11/09/2021	82-61	W	34-64	.531	9-22	.409	5-9	.556	7	26	33	33.0	12	23	12	3	10	82	82.0
Charleston So.	11/12/2021	93-68	W	38-75	.507	11-29	.379	6-7	.857	9	33	42	37.5	18	23	9	4	5	93	87.5
vs Marquette	11/18/2021	72-78	L	29-62	.468	8-20	.400	6-15	.400	10	27	37	37.3	18	16	9	3	7	72	82.3
vs Elon	11/19/2021	74-56	W	26-53	.491	4-13	.308	18-28	.643	8	34	42	38.5	20	14	13	3	5	74	80.3
vs Boise St.	11/21/2021	50-60	L	21-57	.368	2-10	.200	6-6	1.000	7	25	32	37.2	19	9	14	5	9	50	74.2
Total		371		148-311	.476	34-94	.362	41-65	.631	41	145	186	37.2	87	85	57	18	36	371	74.2
Opponents		323		113-280	.404	33-110	.300	64-92	.696	38	136	174	34.8	75	62	77	12	29	323	64.6

Ole Miss Averages

Games Played	Points/ game	FG Pct	3FG Pct	FT Pct	Rebounds/ game	Assists/ game	Turnovers/ game	Assist/Turnover ratio	Steals/ game	Blocks/ game
5	74.2	47.6	36.2	63.1	37.2	17.0	11.4	1.5	7.2	3.6

COMPARISON GAME-BY-GAME

Opponent	1st	2nd	Score	Mar	Total FG	FG Pct	3-Pointers	3FG Pct	Free Throws	FT Pct	Rebounds	Assist	T/Over	Block	Steal	Fouls
NEW ORLEANS	43/31	39/30	82-61	+21	34-64/24-54	.531/.444	9-22/5-15	.409/.333	5-9/8-10	.556/.800	33/30 +3	23/13	12/19	3/2	10/6	12/14
CHARLESTON SO.	37/24	56/44	93-68	+25	38-75/24-65	.507/.369	11-29/8-32	.379/.250	6-7/12-18	.857/.667	42/39 +3	23/12	9/14	4/1	5/6	18/10
Marquette	36/31	36/47	72-78	(6)	29-62/24-56	.468/.429	8-20/13-32	.400/.406	6-15/17-19	.400/.895	37/34 +3	16/16	9/10	3/5	7/3	18/17
Elon	37/21	37/35	74-56	+18	26-53/18-52	.491/.346	4-13/3-17	.308/.176	18-28/17-24	.643/.708	42/30 +12	14/9	13/17	3/2	5/5	20/24
Boise St.	27/21	23/39	50-60	(10)	21-57/23-53	.368/.434	2-10/4-14	.200/.286	6-6/10-21	1000/.476	32/41 (9)	9/12	14/17	5/2	9/9	19/10

Note: Game totals are displayed in the format TEAM/OPPONENT for each category

SEASON/OLE MISS CAREER STATS (DOES NOT INCLUDE PREVIOUS SCHOOLS)

Summary

Player	Season Statistics										Career Statistics									
	GP-GS	MIN/G	FG%	3FG%	FT%	R/G	A/G	STL	BLK	PTS/G	GP-GS	MIN/G	FG%	3FG%	FT%	R/G	A/G	STL	BLK	PTS/G
ALLEN, Robert	5-1	17.8	.409	.000	.615	5.2	0.6	2	5	5.2	33-9	16.3	.451	.143	.672	3.5	0.8	18	17	3.8
BRAKEFIELD, Jaemyn	5-4	23.6	.500	.417	.667	4.6	0.8	1	4	10.6	5-4	23.6	.500	.417	.667	4.6	0.8	1	4	10.6
BROOKS, Nysier	5-5	20.6	.600	.000	.400	6.0	0.6	2	1	7.6	5-5	20.6	.600	.000	.400	6.0	0.6	2	1	7.6
CROWLEY, Austin	5-3	20.6	.438	.500	.000	2.6	4.2	7	3	7.2	64-6	15.0	.380	.306	.750	1.6	1.4	30	8	3.0
FAGAN, Tye	5-0	20.4	.563	.556	.333	3.0	3.2	3	2	8.6	5-0	20.4	.563	.556	.333	3.0	3.2	3	2	8.6
HUNTER, Sammy	5-0	10.4	.571	.000	1.000	0.4	0.0	0	1	3.4	57-1	9.8	.449	.233	.682	1.3	0.4	9	10	2.6
JOINER, Jarkel	5-5	31.9	.475	.455	.692	3.2	3.2	5	0	15.0	33-29	30.9	.404	.300	.827	2.7	1.9	35	4	12.4
MCBRIDE, John	3-0	1.4	.000	.000	.000	0.0	0.3	0	0	0.0	16-0	1.6	.111	.250	.500	0.3	0.1	0	1	0.3
MURRELL, Matthew	5-2	20.9	.407	.222	.875	3.0	1.8	3	1	6.2	33-5	17.8	.338	.300	.629	2.2	0.9	16	9	4.5
RODRIGUEZ, Luis	5-5	22.8	.417	.267	.600	4.2	1.8	10	0	7.4	63-38	17.8	.441	.287	.663	4.0	1.5	65	25	4.9
RUFFIN, Daeshun	1-0	15.1	.333	.000	.000	2.0	2.0	2	1	4.0	1-0	15.1	.333	.000	.000	2.0	2.0	2	1	4.0
SLATTEN, Grant	2-0	1.0	.000	.000	.000	0.5	0.0	0	0	0.0	2-0	1.0	.000	.000	.000	0.5	0.0	0	0	0.0
VAN DER HEIJDEN, Eric	4-0	4.1	.200	.000	.500	0.5	0.3	1	0	0.8	4-0	4.1	.200	.000	.500	0.5	0.3	1	0	0.8
WHITE, James	3-0	5.6	.500	.000	.000	1.0	0.0	0	0	2.7	3-0	5.6	.500	.000	.000	1.0	0.0	0	0	2.7

Scoring

Player	Season Statistics								Career Statistics							
	FG-FGA	FG%	3FG-3FGA	3FG%	FT-FTA	FT%	PTS	PTS/G	FG-FGA	FG%	3FG-3FGA	3FG%	FT-FTA	FT%	PTS	PTS/G
ALLEN, Robert	9-22	.409	0-2	.000	8-13	.615	26	5.2	41-91	.451	2-14	.143	43-64	.672	127	3.8
BRAKEFIELD, Jaemyn	20-40	.500	5-12	.417	8-12	.667	53	10.6	20-40	.500	5-12	.417	8-12	.667	53	10.6
BROOKS, Nysier	18-30	.600	0-0	.000	2-5	.400	38	7.6	18-30	.600	0-0	.000	2-5	.400	38	7.6
CROWLEY, Austin	14-32	.438	8-16	.500	0-0	.000	36	7.2	71-187	.380	26-85	.306	24-32	.750	192	3.0
FAGAN, Tye	18-32	.563	5-9	.556	2-6	.333	43	8.6	18-32	.563	5-9	.556	2-6	.333	43	8.6
HUNTER, Sammy	8-14	.571	0-4	.000	1-1	1.000	17	3.4	57-127	.449	7-30	.233	30-44	.682	151	2.6
JOINER, Jarkel	28-59	.475	10-22	.455	9-13	.692	75	15.0	143-354	.404	33-110	.300	91-110	.827	410	12.4
MCBRIDE, John	0-0	.000	0-0	.000	0-0	.000	0	0.0	1-9	.111	1-4	.250	1-2	.500	4	0.3
MURRELL, Matthew	11-27	.407	2-9	.222	7-8	.875	31	6.2	53-157	.338	21-70	.300	22-35	.629	149	4.5
RODRIGUEZ, Luis	15-36	.417	4-15	.267	3-5	.600	37	7.4	113-256	.441	25-87	.287	55-83	.663	306	4.9
RUFFIN, Daeshun	2-6	.333	0-3	.000	0-0	.000	4	4.0	2-6	.333	0-3	.000	0-0	.000	4	4.0
SLATTEN, Grant	0-0	.000	0-0	.000	0-0	.000	0	0.0	0-0	.000	0-0	.000	0-0	.000	0	0.0
VAN DER HEIJDEN, Eric	1-5	.200	0-1	.000	1-2	.500	3	0.8	1-5	.200	0-1	.000	1-2	.500	3	0.8
WHITE, James	4-8	.500	0-1	.000	0-0	.000	8	2.7	4-8	.500	0-1	.000	0-0	.000	8	2.7

Totals

Player	Season Statistics								Career Statistics							
	O-REB	D-REB	TOTAL	PF	FO	A	TO	A/TO	O-REB	D-REB	TOTAL	PF	FO	A	TO	A/TO
ALLEN, Robert	13	13	26	8	0	3	4	0.8	59	57	116	47	0	26	32	0.8
BRAKEFIELD, Jaemyn	6	17	23	8	0	4	10	0.4	6	17	23	8	0	4	10	0.4
BROOKS, Nysier	6	24	30	17	1	3	7	0.4	6	24	30	17	1	3	7	0.4
CROWLEY, Austin	0	13	13	6	0	21	7	3.0	18	86	104	74	1	92	54	1.7
FAGAN, Tye	1	14	15	8	0	16	8	2.0	1	14	15	8	0	16	8	2.0
HUNTER, Sammy	1	1	2	7	0	0	1	0.0	29	45	74	81	0	20	28	0.7
JOINER, Jarkel	0	16	16	8	0	16	4	4.0	9	80	89	52	0	63	48	1.3
MCBRIDE, John	0	0	0	0	0	1	1	1.0	3	2	5	0	0	1	2	0.5
MURRELL, Matthew	3	12	15	9	0	9	3	3.0	19	52	71	38	0	31	42	0.7
RODRIGUEZ, Luis	5	16	21	9	0	9	6	1.5	72	178	250	112	5	92	59	1.6
RUFFIN, Daeshun	0	2	2	1	0	2	2	1.0	0	2	2	1	0	2	2	1.0
SLATTEN, Grant	0	1	1	0	0	0	1	0.0	0	1	1	0	0	0	1	0.0
VAN DER HEIJDEN, Eric	0	2	2	4	0	1	2	0.5	0	2	2	4	0	1	2	0.5
WHITE, James	0	3	3	2	0	0	0	0.0	0	3	3	2	0	0	0	0.0

THE LAST TIME ...

AN OLE MISS TEAM...

Scored 100+ points at home 105 vs. Oregon (Dec. 8, 2013)
 Scored 100+ points on the road 104 at Mississippi St. (4ot) (Jan. 24, 1990)
 Scored 100+ points and lost 105 vs. Oregon (Dec. 8, 2013)
 Scored 110+ points 111 vs. Mississippi Valley St. (Nov. 22, 2013)
 Scored 50 points or less 50 vs. Boise State (Nov. 21, 2021)
 Scored 40 points or less 37 vs. Oklahoma St. (Nov. 29, 2019)
 Scored 50 or less and won 50-48 vs. SMU (Jan. 3, 2012)
 Held opponent to 50 or less 46 vs. Vanderbilt (March 6, 2021)
 Won an overtime game 86-84 at Auburn (Feb. 6, 2021)
 Lost an overtime game 83-82 vs. #16 Auburn (Jan. 28, 2020)
 Won a double overtime game 90-87 vs. Texas Tech (Mar. 23, 2010)
 Lost a double overtime game 83-82 vs. #16 Auburn (Jan. 28, 2020)
 Played a triple overtime game Never Happened
 Played a four-overtime game 104-102 at Mississippi St. (Jan. 24, 1990)

Made 10+ three-point field goals 11 vs. Charleston Southern (Nov. 12, 2021)
 Made 12+ three-point field goals 14 vs. Middle Tennessee (Dec. 14, 2019)
 Made 15+ three-point field goals 15 at Syracuse (March 18, 2017)
 Allowed 10+ three-point field goals 13, vs. Marquette (Nov. 18, 2021)
 Had 15+ rebound margin 15 vs. #10 Missouri (Feb. 10, 2021)
 Had 20+ rebound margin 24 vs. UT Martin (Dec. 22, 2020)
 Had 25+ rebound margin 24 vs. UT Martin (Dec. 22, 2020)
 Had 50+ rebounds 50 vs. Tennessee (Jan. 17, 2017)
 Had 60+ rebounds 64 vs. Troy (Nov. 27, 2007)
 Had two players with 10+ rebounds vs. Kentucky (March 2, 2021)
 Had three players with 10+ rebounds KJ Buffen (10), Romello White (10)
 Had three players with 10+ rebounds vs. Georgia (Jan. 9, 2016)
 Had two players with 20+ points Sebastian Saiz (10), Martavious Newby (10), and Rasheed Brooks (10)
 Had two players with 20+ points vs. LSU (March 12, 2021)
 Had two players with 20+ points Jarkel Joiner (26), Romello White (20)
 Had two players with a double-double vs. Kentucky (March 2, 2021)
 Had two players with a double-double KJ Buffen (16 points, 10 rebounds), Romello White (11 points, 10 rebounds)
 Attempted 30+ free throws 44 at South Carolina (Feb. 13, 2021)
 Attempted 40+ free throws 44 at South Carolina (Feb. 13, 2021)
 Attempted 50+ free throws 55 vs. Missouri (March 9, 2017)
 Made 25+ free throws 34 at South Carolina (Feb. 13, 2021)
 Made 30+ free throws 34 at South Carolina (Feb. 13, 2021)
 Made 35+ free throws 40 vs. Georgia Southern (Nov. 17, 2015)
 Made 40+ free throws 40 vs. Georgia Southern (Nov. 17, 2015)
 Shot 90% or better from FT line 100% (6-6) vs. Boise State (Nov. 21, 2021)

Had 20+ assists 23 vs. Charleston Southern (Nov. 12, 2021)
 Had 20+ assists in two straight vs. UNO (23) and Charleston So. (23), 2021-22
 Had 25+ assists 25 vs. UT Martin (Dec. 22, 2020)
 Had 30+ assists 32 vs. Centenary (Dec. 19, 2009)

Had 20+ turnovers 21 vs. Louisiana Tech (March 19, 2021)
 Had 25+ turnovers 26 vs. Southern Utah (Nov. 18, 2005)
 Forced 20+ turnovers 20 vs. UT Martin (Dec. 22, 2020)
 Forced 25+ turnovers 26 vs. Jackson St. (Dec. 10, 2020)
 Forced 30+ turnovers 31 vs. Louisiana-Monroe (Nov. 24, 2007)

Had 10+ steals 10 vs. New Orleans (Nov. 9, 2021)
 Had 15+ steals 15 vs. Western Michigan (Nov. 10, 2018)
 Had 20+ steals 20 vs. Lipscomb (Nov. 23, 2012)

Blocked 5+ shots 5 vs. Boise State (Nov. 21, 2021)
 Blocked 10+ shots 10 vs. Texas A&M-Corpus Christi (Dec. 19, 2017)
 Blocked 12+ shots 13 vs. Bradley (Dec. 19, 2016)

Beat a ranked team 60-53 vs. #24 Missouri (Feb. 23, 2021)
 Beat a ranked team on the road 60-53 vs. #24 Missouri (Feb. 23, 2021)
 Beat a ranked team on a neutral floor 75-68 vs. #23 Creighton (Nov. 28, 2014)

Kept every opposing player out of double figures vs. UT Martin (Dec. 22, 2020)
 Had all five starters score in double figures at Middle Tennessee (Dec. 16, 2020)
 Had five players score in double figures vs. New Orleans (Nov. 9, 2021)
 Had six players score in double figures at Auburn (Jan. 7, 2017)
 Had no players score in double figures vs. Oklahoma State (Nov. 29, 2019)

Overcame a 5-point+ halftime deficit to win 6 at Auburn (Feb. 6, 2021)
 Overcame a 5-point+ halftime deficit on the road to win 6 at Auburn (Feb. 6, 2021)
 Overcame a 10-point+ halftime deficit to win 16 vs. Penn State (Nov. 27, 2019)
 Overcame a 20-point+ halftime deficit to win 20 vs. Auburn (Feb. 11, 2017)
 Overcame a 10-point+ second half deficit to win 14 at Auburn (Feb. 6, 2021)
 Overcame a 15-point+ second half deficit to win 21 vs. Penn State (Nov. 27, 2019)
 Overcame a 20-point+ second half deficit to win 21 vs. Penn State (Nov. 27, 2019)

Went on a 20-0 run 20 vs. Jackson St. (Dec. 10, 2020)
 Went on a 25-0 run 28 vs. Chattanooga (Dec. 16, 2018)

AN OLE MISS PLAYER...

Scored 20+ points 24, Jarkel Joiner vs. Charleston Southern (Nov. 12, 2021)
 Scored 30+ points 31, Devontae Shuler at South Carolina (Feb. 13, 2021)
 Scored 35+ points 40, Breein Tyree vs. Mississippi St. (Feb. 11, 2020)
 Scored 40+ points 40, Breein Tyree vs. Mississippi St. (Feb. 11, 2020)
 Scored 50+ points 53, Gerald Glass vs. LSU (Mar. 4, 1989)

Scored 20+ points in 5 straight games Breein Tyree (Jan. 26-Feb. 14, 2019)
 Scored 20+ points in 10 straight games Stefan Moody (Nov. 25, 2015-Jan. 28, 2016)
 Scored 20+ points in 14 straight games Stefan Moody (Nov. 25, 2015-Jan. 28, 2016)
 Scored 20+ points in 18 straight games Joe Gibbon (Dec. 10, 1956-Feb. 28, 1957)
 Scored 20+ points in 22 straight games Johnny Neumann (Dec. 1, 1970-Feb. 22, 1971)

Made 5+ 3-pointers 5, Jarkel Joiner vs. LSU (March 12, 2021)
 Made 7+ 3-pointers 8, Breein Tyree vs. Middle Tennessee (Dec. 14, 2019)
 Made 8+ 3-pointers 8, Breein Tyree vs. Middle Tennessee (Dec. 14, 2019)
 Made 9+ 3-pointers 9, Deandre Burnett vs. Oral Roberts (Nov. 18, 2016)
 Made 10+ 3-pointers 10, Marshall Henderson vs. Oregon (Dec. 8, 2013)
 Attempted 10+ 3-pointers 11, Jarkel Joiner vs. LSU (March 12, 2021)
 Attempted 15+ 3-pointers 17, Stefan Moody vs. Alabama (March 10, 2016)

Had a double-double Luis Rodriguez (10 points, 10 rebounds)
 Had a double-double vs. Louisiana Tech (March 19, 2021)
 Had a double-double in 2 straight games Sebastian Saiz (3/4/17-3/9/17)
 Had a double-double in 3 straight games Sebastian Saiz (1/28/17-2/4/17)
 Had a double-double in 4 straight games Sebastian Saiz (1/28/17-2/8/17)
 Had a double-double in 5 straight games Sebastian Saiz (12/15/16-1/3/17)
 Had a double-double in 6 straight games Sebastian Saiz (12/15/16-1/7/17)
 Had a double-double in 7 straight games Rahim Lockhart (11/19/99-12/4/99)
 Had 5+ double-doubles in a season 5, Terence Davis, - 2016-17 season
 Had 10+ double-doubles in a season 23, Sebastian Saiz - 2016-17 season
 Had 18+ double-doubles in a season 23, Sebastian Saiz - 2016-17 season
 Had 20+ double-doubles in a season 23, Sebastian Saiz - 2016-17 season

Had 20+ points and 15+ rebounds Sebastian Saiz, 21 pts/15 rebs
 Had 20+ points and 15+ rebounds vs. South Carolina (March 4, 2017)
 Had 20+ points and 20+ rebounds Walter Actwood, 22 pts/22 rebs
 Had 20+ points and 20+ rebounds vs. ISU-Evansville (Dec. 1, 1975)
 Had 30+ points and 10+ rebounds Romello White (30 points, 10 rebounds)
 Had 30+ points and 10+ rebounds at Auburn (Feb. 6, 2021)

Had 15+ rebounds 15, Sebastian Saiz vs. Georgia Tech (March 21, 2017)
 Had 20+ rebounds 20, Murphy Holloway vs. Auburn (Feb. 24, 2010)
 Had 10+ offensive rebounds 10, Dwayne Curtis vs. Auburn (Feb. 25, 2006)
 Had 10+ defensive rebounds 10, Blake Hinson at Florida (Jan. 14, 2020)

Had 10+ assists 10, Devontae Shuler vs. Auburn (Jan. 6, 2021)
 Had 15+ assists 15, Sean Tuohy vs. Auburn (Jan. 26, 1980)
 Had 9+ assists and 0 turnovers 9, Cullen Neal vs. South Alabama (Dec. 22, 2016)
 Had 8+ assists and 0 turnovers 8, Deandre Burnett at Texas A&M (Jan. 16, 2018)

Had 5+ blocks 6, Sebastian Saiz vs. Bradley (Dec. 19, 2016)
 Had 8+ blocks 8, Reginald Buckner at Arkansas (Feb. 5, 2011)

Had 5+ steals 6, Jarkel Joiner at Georgia (Jan. 30, 2021)
 Had 7+ steals 7, Terence Davis vs. Texas A&M (Feb. 6, 2019)
 Had 8+ steals 8, Gerald Glass vs. Christian Bros. (Nov. 25, 1988)

Made 10+ free throws 13, Devontae Shuler at South Carolina (Feb. 13, 2021)
 Made 15+ free throws 15, Stefan Moody vs. Mississippi St. (March 3, 2016)
 Attempted 10+ free throws 13, Romello White at Alabama (Dec. 29, 2020)
 Attempted 15+ free throws 16, Devontae Shuler at South Carolina (Feb. 13, 2021)
 Attempted 20+ free throws 20, Ansu Sesay vs. Arkansas (Feb. 18, 1995)
 Shot 100% from the line (min. 10) 12-12, Breein Tyree vs. Alabama (Feb. 22, 2020)

Shot 100% from the floor (min. 5) Khadim Sy, 5-5
 Shot 100% from the floor (min. 5) at Missouri (Feb. 18, 2020)
 Shot 90% from the floor (min. 10) Devontae Shuler, 9-10,
 Shot 90% from the floor (min. 10) vs. Jackson St. (Dec. 10, 2020)

Played 40+ minutes 40, Jarkel Joiner vs. Louisiana Tech (March 19, 2021)

Played 45+ minutes 49, Blake Hinson vs. #16 Auburn (Jan. 28, 2020)
 Played 45+ minutes 48, Devontae Shuler vs. #16 Auburn (Jan. 28, 2020)

Fouled out Nysier Brooks vs. Boise State (Nov. 21, 2021)

GAME HIGHS/LOWS

OLE MISS SEASON HIGHS

Category	Stat	Game
Points	93.....	vs. Charleston Southern (11-12-21)
Field Goals Made	38.....	vs. Charleston Southern (11-12-21)
Field Goal Attempts	75.....	vs. Charleston Southern (11-12-21)
Field Goal Percentage	.531 (34-64).....	vs. New Orleans (11-09-21)
3 Pt Field Goals Made	11.....	vs. Charleston Southern (11-12-21)
3 Pt Fg Attempts	29.....	vs. Charleston Southern (11-12-21)
3 Pt Fg Percentage	.409 (9-22).....	vs. New Orleans (11-09-21)
Free Throws Made	18.....	vs. Elon (11-19-21)
Free Throw Attempts	28.....	vs. Elon (11-19-21)
Free Throw Percentage	1.000 (6-6).....	vs. Boise State (11-21-21)
Rebounds	42.....	2x, last vs. Elon (11-19-21)
Assists	23.....	2x, last vs. Charleston Southern (11-12-21)
Steals	10.....	vs. New Orleans (11-09-21)
Blocked Shots	5.....	vs. Boise State (11-21-21)
Turnovers	14.....	vs. Boise State (11-21-21)
Fouls	20.....	vs. Elon (11-19-21)

OLE MISS SEASON LOWS

Category	Stat	Game
Points	50.....	vs. Boise State (11-21-21)
Field Goals Made	21.....	vs. Boise State (11-21-21)
Field Goal Attempts	53.....	vs. Elon (11-19-21)
Field Goal Percentage	.368 (21-57).....	vs. Boise State (11-21-21)
3 Pt Field Goals Made	2.....	vs. Boise State (11-21-21)
3 Pt Fg Attempts	10.....	vs. Boise State (11-21-21)
3 Pt Fg Percentage	.200 (2-10).....	vs. Boise State (11-21-21)
Free Throws Made	5.....	vs. New Orleans (11-09-21)
Free Throw Attempts	6.....	vs. Boise State (11-21-21)
Free Throw Percentage	.400 (6-15).....	vs. Marquette (11-18-21)
Rebounds	32.....	vs. Boise State (11-21-21)
Assists	9.....	vs. Boise State (11-21-21)
Steals	5.....	vs. Charleston Southern (11-12-21)
Blocked Shots	3.....	2x, last vs. Marquette (11-18-21)
Turnovers	9.....	2x, last vs. Marquette (11-18-21)
Fouls	12.....	vs. New Orleans (11-09-21)

OPPONENT SEASON HIGHS

Category	Stat	Game
Points	78.....	vs. Marquette (11-18-21)
Field Goals Made	24.....	2x, last vs. Marquette (11-18-21)
Field Goal Attempts	65.....	vs. Charleston Southern (11-12-21)
Field Goal Percentage	.444 (24-54).....	vs. New Orleans (11-09-21)
3 Pt Field Goals Made	13.....	vs. Marquette (11-18-21)
3 Pt Fg Attempts	32.....	2x, last vs. Marquette (11-18-21)
3 Pt Fg Percentage	.406 (13-32).....	vs. Marquette (11-18-21)
Free Throws Made	17.....	2x, last vs. Elon (11-19-21)
Free Throw Attempts	24.....	vs. Elon (11-19-21)
Free Throw Percentage	.895 (17-19).....	vs. Marquette (11-18-21)
Rebounds	41.....	vs. Boise State (11-21-21)
Assists	16.....	vs. Marquette (11-18-21)
Steals	9.....	vs. Boise State (11-21-21)
Blocked Shots	5.....	vs. Marquette (11-18-21)
Turnovers	19.....	vs. New Orleans (11-09-21)
Fouls	24.....	vs. Elon (11-19-21)

OPPONENT SEASON LOWS

Category	Stat	Game
Points	56.....	vs. Elon (11-19-21)
Field Goals Made	18.....	vs. Elon (11-19-21)
Field Goal Attempts	52.....	vs. Elon (11-19-21)
Field Goal Percentage	.346 (18-52).....	vs. Elon (11-19-21)
3 Pt Field Goals Made	3.....	vs. Elon (11-19-21)
3 Pt Fg Attempts	14.....	vs. Boise State (11-21-21)
3 Pt Fg Percentage	.176 (3-17).....	vs. Elon (11-19-21)
Free Throws Made	8.....	vs. New Orleans (11-09-21)
Free Throw Attempts	10.....	vs. New Orleans (11-09-21)
Free Throw Percentage	.286 (4-14).....	vs. Boise State (11-21-21)
Rebounds	30.....	2x, last vs. Elon (11-19-21)
Assists	12.....	2x, last vs. Boise State (11-21-21)
Steals	3.....	vs. Marquette (11-18-21)
Blocked Shots	1.....	vs. Charleston Southern (11-12-21)
Turnovers	10.....	vs. Marquette (11-18-21)
Fouls	10.....	2x, last vs. Boise State (11-21-21)

OLE MISS INDIVIDUAL HIGHS

Category	Stat	Game
Points	24.....	Jarkel Joiner vs. Charleston Southern (11-12-21)
Field Goals Made	9.....	Jarkel Joiner vs. Charleston Southern (11-12-21)
Field Goal Att.	14.....	Jarkel Joiner vs. Charleston Southern (11-12-21)
Fg Pct (Min 5 Made)	.857 (6-7).....	Nysier Brooks vs. Marquette (11-18-21)
3-Point Fg Made	4.....	Jarkel Joiner vs. Charleston Southern (11-12-21)
3-Point Fg Att.	7.....	2x
3-Pt Fg Pct (2 Made)	1.000 (2-2).....	Tye Fagan vs. New Orleans (11-09-21)
Free Throws Made	5.....	2x
Free Throw Att.	7.....	Jarkel Joiner vs. Elon (11-19-21)
Rebounds	8.....	2x, last R. Allen Jarkel Joiner vs. Elon (11-19-21)
Assists	9.....	Austin Crowley vs. Charleston Southern (11-12-21)
Steals	4.....	Luis Rodriguez vs. Boise State (11-21-21)
Blocked Shots	2.....	3x, last Austin Crowley vs. Boise State (11-21-21)
Turnovers	4.....	Tye Fagan vs. Boise State (11-21-21)
Minutes	38.....	Jarkel Joiner vs. Marquette (11-18-21)

OPPONENT INDIVIDUAL HIGHS

Category	Stat	Game
Points	22.....	Darryl Morsell vs. Marquette (11-18-21)
Field Goals Made	9.....	Derek St. Hilarie vs. New Orleans (11-09-21)
Field Goal Att.	18.....	D. Buskey vs. Charleston Southern (11-12-21)
Fg Pct (Min 5 Made)	.714 (5-7).....	J. Gillens-Butler vs. Elon (11-19-21)
3-Point Fg Made	5.....	2x, last Justin Lewis vs. Marquette (11-18-21)
3-Point Fg Att.	11.....	D. Buskey vs. Charleston Southern (11-12-21)
3-Pt Fg Pct (2 Made)	.667 (2-3).....	Darius Burford vs. Elon (11-19-21)
Free Throws Made	9.....	Darryl Morsell vs. Marquette (11-18-21)
Free Throw Att.	10.....	2x, last Mladen Armus vs. Boise State (11-21-21)
Rebounds	13.....	Mladen Armus vs. Boise State (11-21-21)
Assists	6.....	Tyler Kolek vs. Marquette (11-18-21)
Steals	3.....	3x
Blocked Shots	4.....	Kur Kuath vs. Marquette (11-18-21)
Turnovers	7.....	Derek St. Hilarie vs. New Orleans (11-09-21)

GAME 1 • vs. NEW ORLEANS (W, 82-61)



Official Basketball Box Score - Final
New Orleans at Ole Miss
 11/09/21 The Sandy and John Black Pavilion at Ole Miss, Oxford, Miss.
 2021-22 Ole Miss Men's Basketball

Game Time: 6:30 PM
 Game Duration: 1:56

Officials: Don Daily, Patrick Evans, Jason Baker

New Orleans - 61

Record: 0-1

NO. Name	Min	FG	3P	FT	Rebounds	Fouls	TP	AS	TO	ST	Blocks	+	-
1 Robby Robinson	F 27:31	0-1	0-0	2-2	0	5	1	1	2	0	2	0	-13
5 Tyson Jackson	F 24:04	3-7	0-0	0-0	0	7	3	2	6	1	0	0	-12
10 Derek St. Hilaire	G 27:20	9-15	3-6	0-0	1	1	2	2	21	2	7	2	-0
24 Rodney Carson Jr.	G 17:21	0-5	0-2	0-0	0	0	0	1	0	0	0	0	-18
34 De'Sean Allen-Ekens	G 23:44	2-8	0-1	0-0	2	3	5	2	4	2	1	0	-30
11 Simeon Kirkland	17:50	2-3	0-0	2-2	0	1	1	0	2	6	1	0	-10
2 Kmani Doughty	16:32	3-4	1-1	2-2	1	1	2	2	1	9	2	3	0
13 Jamond Vincent	13:25	2-5	0-0	0-0	4	4	0	1	4	0	2	0	0
33 D'Ante Bell	07:37	1-1	0-0	0-0	1	1	2	0	2	0	0	1	-8
9 Daniel Sackey	18:50	2-5	1-1	2-2	0	2	2	1	2	7	2	1	0
12 Norris Williams	02:48	0-0	0-0	0-0	0	0	0	0	0	0	0	0	-2
22 Darius Washington	02:58	0-0	0-0	0-2	0	0	0	1	0	1	0	0	0
Team					1	0	1						
Totals		24-54	5-15	8-10	5	25	30	14	12	61	13	19	6

Technical Fouls: NONE

Ole Miss - 82

Record: 1-0

NO. Name	Min	FG	3P	FT	Rebounds	Fouls	TP	AS	TO	ST	Blocks	+	-
21 Robert Allen	F 20:32	1-6	0-1	1-2	4	1	5	1	1	3	2	0	1
3 Nysier Brooks	C 23:26	5-7	0-0	1-2	0	4	4	2	1	11	1	0	0
1 Austin Crowley	G 19:20	5-6	3-4	0-0	0	4	4	1	2	13	4	1	3
15 Luis Rodriguez	G 21:22	4-8	0-1	1-2	1	3	4	1	2	9	4	1	3
24 Jarkel Joiner	G 27:33	5-9	2-4	0-0	3	3	3	0	12	2	0	0	0
4 Jaemyn Brakelield	16:57	4-7	1-3	1-2	0	3	3	1	10	2	0	0	1
14 Tye Fagan	16:27	4-5	2-2	0-0	0	0	0	2	10	2	2	1	0
23 Sammy Hunter	11:20	2-3	0-0	1-1	0	0	0	1	3	5	0	1	0
2 Daeshun Ruffin	15:04	2-6	0-3	0-0	2	2	1	4	4	2	2	2	1
11 Matthew Murrell	14:49	2-5	1-3	0-0	2	2	1	2	5	2	0	1	0
0 Eric Van Der Heijden	06:13	0-1	0-1	0-0	0	0	0	3	0	0	1	1	0
5 James White	03:53	0-1	0-0	0-0	0	1	1	0	0	0	0	0	0
10 Grant Slatten	01:32	0-0	0-0	0-0	0	1	1	0	0	0	1	0	0
33 John McBride	01:32	0-0	0-0	0-0	0	0	0	0	0	1	0	0	0
Team					2	4	4						
Totals		34-64	9-22	5-9	7	26	33	12	14	82	23	12	10

Technical Fouls: NONE

	UNO	OM	Points from Turnovers	UNO	OM	Period by Period Scoring
Biggest lead	6 (1 st 11:00)	25 (2 nd 7:58)	6	17		
Best Scoring Run	11 (1 st 11:00)	14 (1 st 5:40)	30	40		
Lead Changes	3		5	5		
Times Tied	4		12	16		
Time with Lead	06:18	31:02	28	34		

GAME 2 • vs. CHARLESTON SOUTHERN (W, 93-68)



Official Basketball Box Score - Final
Charleston Southern at Ole Miss
 11/12/21 The Sandy and John Black Pavilion at Ole Miss, Oxford, Miss.
 2021-22 Ole Miss Men's Basketball

Game Time: 6:30 PM
 Game Duration: 1:48
 Attendance: 5,825

Officials: Claude Poole, Brian Shy, Garick Shannon

Charleston Southern - 68

Record: 1-1

NO. Name	Min	FG	3P	FT	Rebounds	Fouls	TP	AS	TO	ST	Blocks	+	-
23 Sean Price	F 30:39	4-5	0-1	2-4	3	7	10	2	4	10	2	5	3
34 Cheikh Faye	F 24:40	1-7	1-6	0-0	2	4	6	0	0	3	2	1	0
22 Sadarius Bowser	C 20:19	2-2	0-0	1-2	1	2	3	2	2	5	0	0	1
4 Deontaye Buskey	G 30:29	6-18	5-11	0-0	0	7	7	1	2	17	1	1	0
13 Tahik Chavez	G 25:44	4-12	2-8	0-0	0	2	2	0	2	10	0	1	0
14 Taje Kelly	19:41	2-3	0-0	3-5	1	2	3	3	3	7	0	1	0
11 Ja'Quavian Florence	04:13	0-0	0-0	0-0	0	0	0	0	0	0	0	0	0
12 Claudell Harris Jr.	14:39	2-7	0-4	0-0	0	1	1	1	0	4	2	3	0
1 Kaito Clinton	15:20	3-8	0-1	6-7	2	4	1	4	1	12	1	0	1
2 Emonie Knox	14:16	0-3	0-1	0-0	1	1	2	0	1	0	4	2	0
Team					0	1	1						
Totals		24-65	9-32	12-18	10	29	39	10	18	68	12	14	6

Technical Fouls: NONE

Ole Miss - 93

Record: 2-0

NO. Name	Min	FG	3P	FT	Rebounds	Fouls	TP	AS	TO	ST	Blocks	+	-
4 Jaemyn Brakelield	F 25:12	4-9	0-3	0-1	3	5	8	3	4	8	0	3	0
3 Nysier Brooks	C 18:11	1-2	0-0	0-0	1	6	7	4	0	2	0	0	0
1 Austin Crowley	G 24:59	4-8	3-7	0-0	0	1	1	1	4	10	9	1	2
15 Luis Rodriguez	G 20:33	5-11	1-4	1-1	1	5	6	3	1	12	2	2	2
24 Jarkel Joiner	G 27:59	9-14	4-7	2-2	0	3	3	1	1	24	7	0	0
21 Robert Allen	15:52	1-3	0-0	1-1	2	2	4	1	1	3	1	0	1
11 Matthew Murrell	24:03	4-8	1-2	2-2	1	2	3	2	2	11	1	1	0
23 Sammy Hunter	10:07	3-5	0-2	0-0	1	0	1	1	0	6	0	0	0
14 Tye Fagan	17:30	3-7	2-3	0-0	0	3	3	2	0	8	3	0	0
0 Eric Van Der Heijden	05:28	1-3	0-0	0-0	0	0	0	0	1	2	0	1	0
5 James White	07:43	3-5	0-1	0-0	0	1	1	0	0	6	0	0	0
33 John McBride	02:23	0-0	0-0	0-0	0	0	0	0	0	0	0	1	0
Team					0	5	5			0			
Totals		38-75	11-29	6-7	9	33	42	18	10	93	23	9	5

Technical Fouls: NONE

	CSU	OM	Points from Turnovers	CSU	OM	Period by Period Scoring
Biggest lead	3 (1 st 16:51)	30 (2 nd 2:40)	4	15		
Best Scoring Run	7 (2 nd 1:25)	11 (1 st 12:35)	24	40		
Lead Changes	1		4	25		
Times Tied	3		23	36		
Time with Lead	02:47	34:51	23	36		

GAME 3 • vs. MARQUETTE (L, 78-72)



Official Basketball Box Score - Final
Marquette at Ole Miss
 11/18/21 TD Arena, Charleston, SC
 Marquette vs. Ole Miss

Game Time: 7:00 PM
 Game Duration: 1:58

Officials: Ray Hall, Kipp Kissinger, John Gaffney

Marquette - 78

Record: 4-0

NO. Name	Min	FG	3P	FT	Rebounds	Fouls	TP	AS	TO	ST	Blocks	+	-
10 Justin Lewis	F 33:26	6-13	5-8	4-4	1	8	9	2	3	21	0	1	1
12 Olivier-Maxence Prosper	F 17:02	0-2	0-1	0-0	1	4	5	1	1	0	1	0	2
35 Kur Kuath	F 29:08	3-5	0-0	0-0	1	2	3	4	0	6	1	0	-2
22 Tyler Kolek	G 35:00	1-5	1-4	0-0	0	5	5	0	1	3	6	2	0
23 Darryl Morsell	G 34:40	5-10	3-5	9-10	1	2	3	3	7	22	3	1	0
1 Kani Jones	24:38	6-14	2-9	4-5	0	1	1	2	5	18	3	0	1
4 Stevie Mitchell	12:32	1-2	0-1	0-0	0	1	1	1	0	2	1	1	0
13 Osol Igohadoro	05:35	0-1	0-0	0-0	1	1	2	3	0	0	2	1	0
23 David Joplin	07:59	2-4	2-4	0-0	0	1	1	1	1	6	0	1	0
Team					1	3	4			0			
Totals		24-56	13-32	17-19	6	28	34	17	18	78	16	10	3

Technical Fouls: NONE

Ole Miss - 72

Record: 2-1

NO. Name	Min	FG	3P	FT	Rebounds	Fouls	TP	AS	TO	ST	Blocks	+	-
4 Jaemyn Brakelield	F 26:54	5-9	1-1	0-1	2	3	5	0	2	11	2	3	0
3 Nysier Brooks	C 26:41	6-7	0-0	1-3	3	4	7	3	5	13	2	1	0
1 Austin Crowley	G 25:39	3-8	2-3	0-0	0	4	4	1	1	8	6	2	1
15 Luis Rodriguez	G 27:13	3-9	2-6	1-2	1	2	3	3	1	9	2	0	1
24 Jarkel Joiner	G 38:46	4-13	2-6	3-4	0	6	1	4	13	2	1	2	0
21 Robert Allen	19:34	4-8	0-1	0-2	4	2	6	4	8	0	1	1	2
11 Matthew Murrell	20:37	1-3	0-1	0-0	0	3	3	1	0	2	1	0	0
14 Tye Fagan	09:51	3-5	1-2	1-3	0	1	1	4	2	8	1	1	1
23 Sammy Hunter	04:45	0-0	0-0	0-0	0	0	0	1	0	0	0	0	-4
Team					0	2	2			0			
Totals		29-62	8-20	6-15	10	27	37	18	17	72	16	9	7

Technical Fouls: NONE

	MAR	MIS	Points from Turnovers	MAR	MIS	Period by Period Scoring
Biggest lead	7 (2 nd 3:55)	12 (1 st 14:03)	17	11		
Best Scoring Run	7 (1 st 1:52)	8 (1 st 18:07)	16	38		
Lead Changes	7		14	8		
Times Tied	5		3	6		
Time with Lead	10:32	25:58	26	18		

GAME 4 • vs. ELON (CHARLESTON CLASSIC)



Official Basketball Box Score - Final
Ole Miss at Elon
 11/19/21 TD Arena, Charleston, SC
 Ole Miss vs. Elon

Game Time: 9:30 PM
 Game Duration: 1:59
 Attendance: 4,972

Officials: Ted Valentine, Job Hartness, Antinio Petty

Ole Miss - 74

Record: 3-1

NO.	Name	Min	FG	3P	FT	Rebounds	Fouls	TP	AS	TO	ST	Blocks	+/-
			OR	MR	TA	OR	DR	OT				BS	
4	Jaemyn Brakelield	F 23:09	4-8	3-4	5-5	1	3	4	3	4	16	0	1
3	Nysier Brooks	C 16:45	3-5	0-0	0-0	2	4	6	3	2	6	0	1
11	Matthew Murrell	G 24:12	1-3	0-1	5-6	0	3	3	2	5	4	1	0
15	Luis Rodriguez	G 20:15	2-3	1-2	0-0	1	3	4	2	1	5	0	2
24	Jarkel Joner	G 30:10	6-13	0-1	4-7	0	3	3	1	6	16	4	1
21	Robert Allen	13:52	1-2	0-0	2-4	3	5	8	0	3	4	0	2
14	Thye Fagan	27:55	5-7	0-1	1-3	0	6	6	2	11	6	0	0
23	Sammy Hunter	18:15	0-2	0-0	3-6	0	2	0	3	3	0	2	0
1	Austin Crowley	15:51	0-4	0-2	0-0	0	2	2	1	0	0	2	0
5	James White	05:20	1-2	0-0	0-0	1	1	2	0	0	0	0	0
0	Eric Van Der Heijden	03:28	0-0	0-0	1-2	0	2	2	1	1	1	0	0
10	Grant Slatten	00:24	0-0	0-0	0-0	0	0	0	0	0	0	0	0
33	John McBride	00:24	0-0	0-0	0-0	0	0	0	0	0	0	0	0
Team						1	1	2			0		
Totals			26-53	4-13	18-28	8	34	42	20	24	74	13	5
												3	2

GAME 6 • vs. MISSISSIPPI VALLEY STATE • NOV. 26



Record: 3-2

Shooting By Period		
1 st	FG%	9-28 32.1%
	3PT%	1-6 16.7%
	FT%	2-3 66.7%
2 nd	FG%	14-25 56.0%
	3PT%	3-8 37.5%
	FT%	8-18 44.4%
GM	FG%	23-53 43.4%
	3PT%	4-14 28.6%
	FT%	10-21 47.6%

Dead Ball Rebounds: 4, 0

Technical Fouls: NONE

Ole Miss - 50

Record: 3-2

Shooting By Period			
1 st	FG%	11-30	36.7%
	3PT%	1-5	20.0%
	FT%	4-4	100%
2 nd	FG%	10-27	37.0%
	3PT%	1-5	20.0%
	FT%	2-2	100%
GM	FG%	21-57	36.8%
	3PT%	2-10	20.0%
	FT%	6-6	100.0%

Dead Ball Rebounds: 0.0

Technical Fouls::NONE

	BSU	MIS	Points from	BSU	MIS	Period by Period Scoring		
Biggest lead	10 (2 nd 1:13)	9 (1 st 1:12)	Turnovers	12	17	1st	2nd	TOT
Best Scoring Run	9(2 nd 6:51)	6(1 st 12:03)	Paint	32	32	BSU	21	39
Lead Changes			Second Chance	5	11		60	
Times Tied	4		Fast Breaks	10	15	MIS	27	23
Time with Lead	06:38	28:10	Bench	9	18		50	

GAME 8 • vs. MEMPHIS • DEC. 4

0

eric VAN DER HEIJDEN

Raleigh, N.C. • Millbrook

Freshman • Forward • 6-8 • 205



BIO

HIGH SCHOOL

- Top-200 prospect nationally
- No. 9 in the state of North Carolina
- Named to the 2021 Carolinas Classic
- Averaged a double-double (18.2 ppg, 11.2 rpg) as a senior to go along with 4.1 apg, guiding his team to an undefeated season
- Earned all-state and first team all-district honors from the North Carolina Basketball Coaches Association
- Tabbed the Cap 7 Conference Player of the Year
- Led Millbrook to their first North Carolina Class 4A State Championship (MVP honors)
- Led his team to a 42-4 record over his final two seasons, making 96 three-pointers during the stretch and shooting 43 percent from long distance.

PERSONAL

- Born August 8, 2002
- Son of Kim and Allard Van Der Heijden
- Has one sibling, Jake
- Multi-disciplinary studies major

THE VAN DER HEIJDEN FILE

BIRTHDAY	AUGUST 8, 2002
MAJOR	MULTI-DISCIPLINARY STUDIES
PARENTS	KIM AND ALLARD VAN DER HEIJDEN
CAREER HIGHS	

Points: 2, vs. Charleston So. (11/12/21)
 Rebounds: 2, vs. Elon (11/19/21)
 Assists: 1, vs. New Orleans (11/09/21)
 Steals: 1, vs. Elon (11/19/21)
 Blocks: --
 Field Goals: 1, vs. Charleston So. (11/12/21)
 Free Throws: 1, vs. Elon (11/19/21)
 Three Pointers: --

SEASON HIGHS

Points: 2, vs. Charleston So. (11/12/21)
 Rebounds: 2, vs. Elon (11/19/21)
 Assists: 1, vs. New Orleans (11/09/21)
 Steals: 1, vs. Elon (11/19/21)
 Blocks: --
 Field Goals: 1, vs. Charleston So. (11/12/21)
 Free Throws: 1, vs. Elon (11/19/21)
 Three Pointers: --

SEASON SUPERLATIVES

Double-Figure Points: --
 Double-Figure Rebounds: --
 Double-Doubles: --
 5+ Rebounds: --
 5+Assists: --
 Led Team in Points: --
 Led Team in Rebounds: --
 Led Team in Assists: --

SEASON GAME-BY-GAME

Opponent	Date	GS	MIN	Total		3-Pointers		Free throws		Rebounds				PF/A				PTS	AVG
				FG-FGA	PCT	3FG-3FGA	PCT	FT-FTA	PCT	OFF	DEF	TOT	AVG	PF	A	TO	BLK		
New Orleans	11/09/2021		06:13	0-1	.000	0-1	.000	0-0	.000	0	0	0	0.0	3	1	1	0	0	0.0
Charleston So.	11/12/2021		05:28	1-3	.333	0-0	.000	0-0	.000	0	0	0	0.0	0	0	1	0	2	1.0
vs Elon	11/19/2021		03:28	0-0	.000	0-0	.000	1-2	.500	0	2	2	0.7	1	0	0	0	1	1.0
vs Boise St.	11/21/2021		01:10	0-1	.000	0-0	.000	0-0	.000	0	0	0	0.5	0	0	0	0	0	0.8
Totals		0	16:19	1-5	.200	0-1	.000	1-2	.500	0	2	2	0.5	4	1	2	0	3	0.8

Player Averages

Games Played	Minutes/game	Points/game	FG Pct	3FG Pct	FT Pct	Rebounds/game	Assists/game	Turnovers/game	Assist/Turnover ratio	Steals/game	Blocks/game
4	4.1	0.8	20.0	0.0	50.0	0.5	0.3	0.5	0.5	0.3	0.0


CAREER STATS

				Field Goals		3-Point		F-Throws		Rebounds									Scoring	
SEASON	TEAM	GP-GS	MIN/AVG	FG-FGA	FG%	3FG-3FGA	3FG%	FT-FTA	FT%	OFF	DEF	TOT	AVG	PF-FO	A	TO	BLK	STL	PTS	AVG
2021-22	OM	4-0	16/4.1	1-5	.200	0-1	.000	1-2	.500	0	2	2	0.5	4-0	1	2	0	1	3	0.8
TOTAL		4-0	16/4.1	1-5	.200	0-1	.000	1-2	.500	0	2	2	0.5	4-0	1	2	0	1	3	0.8

1 austin CROWLEY

West Point, Miss. • Sunrise Christian Academy (Kan.)

Junior • Guard • 6-5 • 195



BIO

SOPHOMORE (2020-21)

- 27 games played (2 starts)
- 2.4 PPG, 1.5 RPG, .366 FG, .233 3PT, .750 FT
- Career high 11 points off bench in win over UT Martin
- Named to the SEC Winter Academic Honor Roll

FRESHMAN (2019-20)

- One of three Rebels to play all 32 games (1 start)
- Led bench in playing time (16.6 minutes per game)
- 2.8 PPG, 1.7 APG, 1.6 RPG, .369 FG, .282 3PT, .750 FT
- Third on team in assists (53)
- Career-high 11 points vs. Middle Tennessee
- Career-high eight assists vs. Vanderbilt
- Named to the SEC First-Year Academic Honor Roll

HIGH SCHOOL

- Four-star by 247Sports, ESPN and Rivals
- No. 70 overall, 20th-best guard nationally (247Sports)
- No. 27 guard nationally by Rivals
- ESPN No. 3 player in Mississippi
- Spent final two years at Sunrise Christian Academy in Kansas
- 15.2 PPG, McDonald's All-American nominee as a senior

PERSONAL

- Born Sept. 7, 2000
- Son of James and Amy Crowley
- One brother, Ryan, and one sister, Erika
- Full name is Matthew Austin Crowley
- Multi-disciplinary studies major

SEASON GAME-BY-GAME

Opponent	Date	GS	MIN	Total		3-Pointers		Free throws		Rebounds				PF	A	TO	BLK	STL	PTS	AVG
				FG-FGA	PCT	3FG-3FGA	PCT	FT-FTA	PCT	OFF	DEF	TOT	AVG							
New Orleans	11/09/2021	*	19:20	5-6	.833	3-4	.750	0-0	.000	0	4	4	4.0	1	4	1	0	3	13	13.0
Charleston So.	11/12/2021	*	24:59	4-8	.500	3-7	.429	0-0	.000	0	1	1	2.5	1	9	1	1	2	11	12.0
vs Marquette	11/18/2021	*	25:39	3-8	.375	2-3	.667	0-0	.000	0	4	4	3.0	1	6	2	0	1	8	10.7
vs Elon	11/19/2021		15:51	0-4	.000	0-2	.000	0-0	.000	0	2	2	2.8	1	0	2	0	0	0	8.0
vs Boise St.	11/21/2021		17:23	2-6	.333	0-0	.000	0-0	.000	0	2	2	2.6	2	2	1	2	1	4	7.2
Totals		3	103:12	14-32	.438	8-16	.500	0-0	.000	0	13	13	2.6	6	21	7	3	7	36	7.2

Player Averages

Games Played	Minutes/game	Points/game	FG Pct	3FG Pct	FT Pct	Rebounds/game	Assists/game	Turnovers/game	Assist/Turnover ratio	Steals/game	Blocks/game
5	20.6	7.2	43.8	50.0	0.0	2.6	4.2	1.4	3.0	1.4	0.6

THE CROWLEY FILE

BIRTHDAY	SEPT. 7, 2000
MAJOR	MULTI-DISCIPLINARY STUDIES
PARENTS	JAMES AND AMY CROWLEY

CAREER HIGHS

Points: 13, vs. New Orleans (11/09/21)
Rebounds: 10, vs. Auburn (01/06/21)
Assists: 9, vs. Charleston So. (11/12/21)
Steals: 4, vs. Auburn (01/06/21)
Blocks: 2, 2x, last vs. Boise St. (11/21/21)
Field Goals: 5, vs. New Orleans (11/09/21)
Free Throws: 3, at Mississippi State (03/07/20)
Three Pointers: 3, 3x, last vs. CSU (11/12/21)

SEASON HIGHS

Points: 13, vs. New Orleans (11/09/21)
Rebounds: 4, vs. New Orleans (11/09/21)
Assists: 9, vs. Charleston So. (11/12/21)
Steals: 3, vs. New Orleans (11/09/21)
Blocks: 2, vs. Boise St. (11/21/21)
Field Goals: 5, vs. New Orleans (11/09/21)
Free Throws: --
Three Pointers: 3, 2x, last vs. CSU (11/12/21)

SEASON SUPERLATIVES

Double-Figure Points: 2
Double-Figure Rebounds: --
Double-Doubles: --
5+ Rebounds: --
5+Assists: 2
Led Team in Points: 1
Led Team in Rebounds: --
Led Team in Assists: 2

CAREER STATS

				Field Goals		3-Point		F-Throws		Rebounds										Scoring	
SEASON	TEAM	GP-GS	MIN/AVG	FG-FGA	FG%	3FG-3FGA	3FG%	FT-FTA	FT%	OFF	DEF	TOT	AVG	PF-FO	A	TO	BLK	STL	PTS	AVG	
2019-20	OM	32-1	548/17.1	31-84	.369	11-39	.282	18-24	.750	13	37	50	1.6	38-1	53	26	2	12	91	2.8	
2020-21	OM	27-2	309/11.5	26-71	.366	7-30	.233	6-8	.750	5	36	41	1.5	30-0	18	21	3	11	65	2.4	
2021-22	OM	5-3	103/20.6	14-32	.438	8-16	.500	0-0	.000	0	13	13	2.6	6-0	21	7	3	7	36	7.2	
TOTAL		64-6	960/15.0	71-187	.380	26-85	.306	24-32	.750	18	86	104	1.6	74-1	92	54	8	30	192	3.0	

2

daeshun RUFFIN

Jackson, Miss. • Callaway

Freshman • Guard • 5-9 • 160

BIO

HIGH SCHOOL

- First McDonald's All-American signee in program history
- Consensus 4-star
- No. 40 nationally, No. 1 in Mississippi
- Two-time Mississippi Gatorade Player of the Year
- 2021 MaxPreps Mississippi High School Basketball Player of the Year
- Allen Iverson Roundball Classic
- 2,337 points in high school, averaging 25.4 ppg under the guidance of Ole Miss alum David Sanders
- Four-time All-State
- 33.1 PPG, 3.3 RPG, 2.0 APG, 2.8 SPG as a senior
- Led Callaway to state title as a junior

PERSONAL

- Son of Twyla Ruffin-McDonald
- Has five siblings
- Born March 19, 2002
- General business major

SEASON GAME-BY-GAME

Opponent	Date	GS	MIN	Total		3-Pointers		Free throws		Rebounds				PF	A	TO	BLK	STL	PTS	AVG
				FG-FGA	PCT	3FG-3FGA	PCT	FT-FTA	PCT	OFF	DEF	TOT	AVG							
New Orleans	11/09/2021		15:04	2-6	.333	0-3	.000	0-0	.000	0	2	2	2.0	1	2	2	1	2	4	4.0
Totals		0	15:04	2-6	.333	0-3	.000	0-0	.000	0	2	2	2.0	1	2	2	1	2	4	4.0

Player Averages

Games Played	Minutes/game	Points/game	FG Pct	3FG Pct	FT Pct	Rebounds/game	Assists/game	Turnovers/game	Assist/Turnover ratio	Steals/game	Blocks/game
1	15.1	4.0	33.3	0.0	0.0	2.0	2.0	2.0	1.0	2.0	1.0

THE RUFFIN FILE

BIRTHDAY	MARCH 19, 2002
MAJOR	GENERAL BUSINESS
PARENTS	TWYLA RUFFIN-MCDONALD
CAREER HIGHS	

Points: 4, vs. New Orleans (11/09/21)
 Rebounds: 2, vs. New Orleans (11/09/21)
 Assists: 2, vs. New Orleans (11/09/21)
 Steals: 2, vs. New Orleans (11/09/21)
 Blocks: 1, vs. New Orleans (11/09/21)
 Field Goals: 2, vs. New Orleans (11/09/21)
 Free Throws: --
 Three Pointers: --

SEASON HIGHS

Points: 4, vs. New Orleans (11/09/21)
 Rebounds: 2, vs. New Orleans (11/09/21)
 Assists: 2, vs. New Orleans (11/09/21)
 Steals: 2, vs. New Orleans (11/09/21)
 Blocks: 1, vs. New Orleans (11/09/21)
 Field Goals: 2, vs. New Orleans (11/09/21)
 Free Throws: --
 Three Pointers: --

SEASON SUPERLATIVES

Double-Figure Points: --
 Double-Figure Rebounds: --
 Double-Doubles: --
 5+ Rebounds: --
 5+Assists: --
 Led Team in Points: --
 Led Team in Rebounds: --
 Led Team in Assists: --

CAREER STATS

				Field Goals		3-Point		F-Throws		Rebounds									Scoring	
SEASON	TEAM	GP-GS	MIN/AVG	FG-FGA	FG%	3FG-3FGA	3FG%	FT-FTA	FT%	OFF	DEF	TOT	AVG	PF-FO	A	TO	BLK	STL	PTS	AVG
2021-22	OM	1-0	15/15.1	2-6	.333	0-3	.000	0-0	.000	0	2	2	2.0	1-0	2	2	1	2	4	4.0
TOTAL		1-0	15/15.1	2-6	.333	0-3	.000	0-0	.000	0	2	2	2.0	1-0	2	2	1	2	4	4.0

3 nysier BROOKS

Philadelphia, Pa. • Advanced Prep International • Miami
Graduate Student • Center • 7-0 • 245



BIO

PRIOR TO OLE MISS

- 130 games at the Division I level at Miami and Cincinnati
- 62 starts, 653 points, 511 rebounds and 119 blocks, shot .522
- 103 games, three NCAA Tournaments at Cincinnati
- Shot .524 at Cincy
- Made the Dean's List in two of three years at Cincy

REDSHIRT SENIOR (2020-21, AT MIAMI)

- Bachelor's degree in criminology with a minor in sociology
- One of two to play all 27 games, second on team with 25 starts
- 7.4 PPG, 5.8 RPG and 1.0 BPG
- Led team in rebounding, blocks and shooting (.517)
- 9th ACC in offensive boards (2.4/game), 13th in blocks (1.0/game)

SENIOR (2019-20, AT MIAMI)

- Sat out due to NCAA transfer rules

JUNIOR (2018-19, AT CINCINNATI)

- Started all 35 games
- 8.1 PPG, 6.3 RPG, 1.5 BPG, 22.9 MPG
- 3rd AAC blocks (1.5), 4th offensive boards (2.7), 11th rebounds (6.3)
- Three double-doubles

SOPHOMORE (2017-18, AT CINCINNATI)

- Started two of 35 games played
- 2.6 PPG, 2.3 RPG, 0.6 BPG, 9.7 MPG

FRESHMAN (2016-17, AT CINCINNATI)

- Played in 33 games as a reserve
- 2.4 PPG, 1.6 RPG, 0.7 BPG, 8.5 MPG
- Legion of Excellence Award for highest GPA (3.5) on team

HIGH SCHOOL

- Three-star prospect by 247Sports, ESPN, Rivals
- No. 207 nationally by 247Sports (No. 213 composite)
- 8.0 PPG, 8.0 RPG, 2.0 BPG in lone year at Advanced Prep International (API) in Dallas, helping team go 34-7 and win league title

PERSONAL

- Born December 5, 1996
- Son of John Walter Mitchell and Monique Brooks
- Has 10 siblings (two older sisters, three younger sisters and five younger brothers)
- Enjoys cooking in his free time and has an Instagram account dedicated to his craft (@7ftchef)
- Working towards his master's degree hospitality management

SEASON GAME-BY-GAME

Opponent	Date	GS	MIN	Total		3-Pointers		Free throws		Rebounds				PF	A	TO	BLK	STL	PTS	AVG
				FG-FGA	PCT	3FG-3FGA	PCT	FT-FTA	PCT	OFF	DEF	TOT	AVG							
New Orleans	11/09/2021	*	23:26	5-7	.714	0-0	.000	1-2	.500	0	4	4	4.0	2	1	0	1	0	11	11.0
Charleston So.	11/12/2021	*	18:11	1-2	.500	0-0	.000	0-0	.000	1	6	7	5.5	4	0	0	0	0	2	6.5
vs Marquette	11/18/2021	*	26:41	6-7	.857	0-0	.000	1-3	.333	3	4	7	6.0	3	2	1	0	1	13	8.7
vs Elon	11/19/2021	*	16:45	3-5	.600	0-0	.000	0-0	.000	2	4	6	6.0	3	0	4	0	0	6	8.0
vs Boise St.	11/21/2021	*	18:09	3-9	.333	0-0	.000	0-0	.000	0	6	6	6.0	5	0	2	0	1	6	7.6
Totals		5	103:12	18-30	.600	0-0	.000	2-5	.400	6	24	30	6.0	17	3	7	1	2	38	7.6

Player Averages

Games Played	Minutes/game	Points/game	FG Pct	3FG Pct	FT Pct	Rebounds/game	Assists/game	Turnovers/game	Assist/Turnover ratio	Steals/game	Blocks/game
5	20.6	7.6	60.0	0.0	40.0	6.0	0.6	1.4	0.4	0.4	0.2

THE BROOKS FILE

BIRTHDAY	DEC. 5, 1996
MAJOR	HOSPITALITY MANAGEMENT
PARENTS	JOHN WALTER MITCHELL & MONIQUE BROOKS

CAREER HIGHS

Points: 21, vs. Boston College (03/05/21)
Rebounds: 15, vs. FGCU (12/12/20)
Assists: 4, vs. Georgia Tech (02/20/21)
Steals: 3, 2x, last vs. Pitt (03/09/21)
Blocks: 5, 2x, last at ECU (01/15/17)
Field Goals: 8, vs. Boston College (03/05/21)
Free Throws: 8, vs. Georgia Tech (02/20/21)
Three Pointers: --

SEASON HIGHS

Points: 13, vs. Marquette (11/18/21)
Rebounds: 7, 2x, last vs. Marquette (11/18/21)
Assists: 2, vs. Marquette (11/18/21)
Steals: 1, 2x, last vs. Boise St. (11/21/21)
Blocks: 1, vs. New Orleans (11/09/21)
Field Goals: 6, vs. Marquette (11/18/21)
Free Throws: 1, 2x, last vs. Marq. (11/18/21)
Three Pointers: --

SEASON SUPERLATIVES

Double-Figure Points: 2
Double-Figure Rebounds: --
Double-Doubles: --
5+ Rebounds: 4
5+ Assists: --
Led Team in Points: 1
Led Team in Rebounds: 2
Led Team in Assists: --

CAREER STATS

SEASON	TEAM	GP-GS	MIN/AVG	Field Goals		3-Point		F-Throws		Rebounds				Scoring						
				FG-FGA	FG%	3FG-3FGA	3FG%	FT-FTA	FT%	OFF	DEF	TOT	AVG	PF-FO	A	TO	BLK	STL	PTS	AVG
2016-17	UC	33-0	279/8.5	28-53	.528	0-0	.000	23-40	.575	20	33	53	1.6	55-1	2	19	22	4	79	2.4
2017-18	UC	35-2	340/9.7	38-77	.494	0-0	.000	16-29	.552	32	49	81	2.3	54-0	8	22	20	12	92	2.6
2018-19	UC	35-35	801/22.9	99-185	.535	0-0	.000	84-133	.632	94	127	221	6.3	114-4	14	31	51	13	282	8.1
2020-21	Miami	27-25	742/27.5	75-145	.517	0-5	.000	50-78	.641	64	92	156	5.8	60-1	21	37	26	17	200	7.4
2021-22	OM	5-5	103/20.6	18-30	.600	0-0	.000	2-5	.400	6	24	30	6.0	17-1	3	7	1	2	38	7.6
TOTAL FOR OM		5-5	103/20.6	18-30	.600	0-0	.000	2-5	.400	6	24	30	6.0	17-1	3	7	1	2	38	7.6
TOTAL		135-67	2265/16.8	258-490	.527	0-5	.000	175-285	.614	216	325	541	4.0	300-7	48	116	120	48	691	5.1

4 jaemyn BRAKEFIELD

Jackson, Miss. • Huntington Prep • Duke
Sophomore • Forward • 6-8 • 220



BIO

FRESHMAN (2020-21, AT DUKE)

- Played in 22 of 24 games
- 3.5 PPG, 2.5 RPG, .408 FG, .314 3PT, .417 FT
- 11 points, four rebounds off bench against No. 8 Michigan State in Champions Classic
- Versus Bellarmine, became first freshman in Cameron Indoor history to go a perfect 4-for-4 from beyond the arc and only the third Duke freshman to do it in any game
- All-ACC Academic Team

HIGH SCHOOL

- Five-star power forward
- ESPN No. 29 nationally
- ESPN No. 4 power forward nationally
- ESPN No. 1 prospect in Mississippi
- Three-time West Virginia Gatorade Player of the

Year as a sophomore, junior and senior, becoming the first player to win the honor three times in the award's history

- 19.2 PPG, 8.3 RPG, 3.0 APG as a senior
- 2020 Jordan Brand Classic

PERSONAL

- Born December 19, 2000
- Son of Pamela Root and James Brakefield
- Six siblings
- General business major

SEASON GAME-BY-GAME

Opponent	Date	GS	MIN	Total		3-Pointers		Free throws		Rebounds				PF	A	TO	BLK	STL	PTS	AVG
				FG-FGA	PCT	3FG-3FGA	PCT	FT-FTA	PCT	OFF	DEF	TOT	AVG							
New Orleans	11/09/2021		16:57	4-7	.571	1-3	.333	1-2	.500	0	3	3	3.0	0	2	2	0	0	10	10.0
Charleston So.	11/12/2021	*	25:12	4-9	.444	0-3	.000	0-1	.000	3	5	8	5.5	3	0	3	2	0	8	9.0
vs Marquette	11/18/2021	*	26:54	5-9	.556	1-1	1.000	0-1	.000	2	3	5	5.3	0	2	3	0	0	11	9.7
vs Elon	11/19/2021	*	23:09	4-8	.500	3-4	.750	5-6	.833	1	3	4	5.0	3	0	1	1	0	16	11.3
vs Boise St.	11/21/2021	*	25:51	3-7	.429	0-1	.000	2-2	1.000	0	3	3	4.6	2	0	1	1	1	8	10.6
Totals		4	118:04	20-40	.500	5-12	.417	8-12	.667	6	17	23	4.6	8	4	10	4	1	53	10.6

Player Averages

Games Played	Minutes/game	Points/game	FG Pct	3FG Pct	FT Pct	Rebounds/game	Assists/game	Turnovers/game	Assist/Turnover ratio	Steals/game	Blocks/game
5	23.6	10.6	50.0	41.7	66.7	4.6	0.8	2.0	0.4	0.2	0.8

THE BRAKEFIELD FILE

BIRTHDAY	DEC. 19, 2000
MAJOR	GENERAL BUSINESS
PARENTS	PAMELA ROOT & JAMES BRAKEFIELD

CAREER HIGHS

Points: 16, vs. Elon (11/19/21)
Rebounds: 8, vs. Charleston So. (11/12/21)
Assists: 4, at Wake Forest (02/17/21)
Steals: 3, vs. Wake Forest (01/09/21)
Blocks: 4, vs. Virginia (02/20/21)
Field Goals: 5, 2x, last vs. Marquette (11/18/21)
Free Throws: 5, vs. Elon (11/19/21)
Three Pointers: 4, vs. Michigan St. (12/01/20)

SEASON HIGHS

Points: 16, vs. Elon (11/19/21)
Rebounds: 8, vs. Charleston So. (11/12/21)
Assists: 2, 2x, last vs. Marquette (11/18/21)
Steals: 1, vs. Boise St. (11/21/21)
Blocks: 2, vs. Charleston So. (11/12/21)
Field Goals: 5, vs. Marquette (11/18/21)
Free Throws: 5, vs. Elon (11/19/21)
Three Pointers: 3, vs. Elon (11/19/21)

SEASON SUPERLATIVES

Double-Figure Points: 3
Double-Figure Rebounds: --
Double-Doubles: --
5+ Rebounds: 1
5+ Assists: --
Led Team in Points: 1
Led Team in Rebounds: 1
Led Team in Assists: --

CAREER STATS

				Field Goals		3-Point		F-Throws		Rebounds				Scoring						
SEASON	TEAM	GP-GS	MIN/AVG	FG-FGA	FG%	3FG-3FGA	3FG%	FT-FTA	FT%	OFF	DEF	TOT	AVG	PF-FO	A	TO	BLK	STL	PTS	AVG
2020-21	Duke	22-2	273/12.4	31-76	.408	11-35	.314	5-12	.417	15	41	56	2.5	27-0	10	10	9	8	78	3.5
2021-22	OM	5-4	118/23.6	20-40	.500	5-12	.417	8-12	.667	6	17	23	4.6	8-0	4	10	4	1	53	10.6
TOTAL FOR OM		5-4	118/23.6	20-40	.500	5-12	.417	8-12	.667	6	17	23	4.6	8-0	4	10	4	1	53	10.6
TOTAL		27-6	391/14.5	51-116	.440	16-47	.340	13-24	.542	21	58	79	2.9	35-0	14	20	13	9	131	4.9

5 james
WHITE

Conyers, Ga. • Heritage

Freshman • Guard • 6-5 • 190



BIO

HIGH SCHOOL

- No. 135 nationally, No. 9 player in Georgia
- Two-time First-Team All-State
- 2021 Region 3 6A Player of the Year
- Scored 1,412 points in two varsity seasons
- 27.5 PPG, 8.2 RPG, 3.0 APG as a senior
- Ranked among state's top five scorers as a junior with 724 points (24.1 PPG)

PERSONAL

- Born July 12, 2003
- Son of James and Nicole White
- Has two siblings, Jared and Jada
- Freshman studies major

THE WHITE FILE

BIRTHDAY	JULY 12, 2003
MAJOR	FRESHMAN STUDIES
PARENTS	JAMES AND NICOLE WHITE

CAREER HIGHS

Points: 6, vs. Charleston So. (11/12/21)
Rebounds: 1, 3x, last vs. Elon (11/19/21)
Assists: --
Steals: --
Blocks: --
Field Goals: 3, vs. Charleston So. (11/12/21)
Free Throws: --
Three Pointers: --

SEASON HIGHS

Points: 6, vs. Charleston So. (11/12/21)
Rebounds: 1, 3x, last vs. Elon (11/19/21)
Assists: --
Steals: --
Blocks: --
Field Goals: 3, vs. Charleston So. (11/12/21)
Free Throws: --
Three Pointers: --

SEASON SUPERLATIVES

Double-Figure Points: --
Double-Figure Rebounds: --
Double-Doubles: --
5+ Rebounds: --
5+Assists: --
Led Team in Points: --
Led Team in Rebounds: --
Led Team in Assists: --

SEASON GAME-BY-GAME

Opponent	Date	GS	MIN	Total		3-Pointers		Free throws		Rebounds				PF	A	TO	BLK	STL	PTS	AVG
				FG-FGA	PCT	3FG-3FGA	PCT	FT-FTA	PCT	OFF	DEF	TOT	AVG							
New Orleans	11/09/2021		03:53	0-1	.000	0-0	.000	0-0	.000	0	1	1	1.0	0	0	0	0	0	0	0.0
Charleston So.	11/12/2021		07:43	3-5	.600	0-1	.000	0-0	.000	0	1	1	1.0	0	0	0	0	0	6	3.0
vs Elon	11/19/2021		05:20	1-2	.500	0-0	.000	0-0	.000	0	1	1	1.0	2	0	0	0	0	2	2.7
Totals		0	16:56	4-8	.500	0-1	.000	0-0	.000	0	3	3	1.0	2	0	0	0	0	8	2.7

Player Averages

Games Played	Minutes/game	Points/game	FG Pct	3FG Pct	FT Pct	Rebounds/game	Assists/game	Turnovers/game	Assist/Turnover ratio	Steals/game	Blocks/game
3	5.6	2.7	50.0	0.0	0.0	1.0	0.0	0.0	0.0	0.0	0.0

CAREER STATS

				Field Goals		3-Point		F-Throws		Rebounds				Scoring						
SEASON	TEAM	GP-GS	MIN/AVG	FG-FGA	FG%	3FG-3FGA	3FG%	FT-FTA	FT%	OFF	DEF	TOT	AVG	PF-FO	A	TO	BLK	STL	PTS	AVG
2021-22	OM	3-0	17/5.6	4-8	.500	0-1	.000	0-0	.000	0	3	3	1.0	2-0	0	0	0	0	8	2.7
TOTAL		3-0	17/5.6	4-8	.500	0-1	.000	0-0	.000	0	3	3	1.0	2-0	0	0	0	0	8	2.7

10 grant SLATTEN

Sparta, Tenn. • White County

Freshman • Guard • 6-5 • 190



BIO

HIGH SCHOOL

- No. 6 prospect in Tennessee
- Runner-up for 2021 Mr. Basketball in Tennessee (Class 3A)
- 2021 6AAA Player of the Year
- All-time leading scorer in White County history with 2,765 points
- Five 40-point games and 30 games with 30 or more
- School record 59 points in a game as a senior
- Three-time All-State
- Four-time 3AAA All-Region and 6AAA All-District

PERSONAL

- Born May 27, 2002
- Son of Bruce and Beth Slatten
- Has one sibling, Will
- Biological science major

SEASON GAME-BY-GAME

Opponent	Date	GS	MIN	Total		3-Pointers		Free throws		Rebounds										
				FG-FGA	PCT	3FG-3FGA	PCT	FT-FTA	PCT	OFF	DEF	TOT	AVG	PF	A	TO	BLK	STL	PTS	AVG
New Orleans	11/09/2021		01:32	0-0	.000	0-0	.000	0-0	.000	0	1	1	1.0	0	0	1	0	0	0	0.0
vs Elon	11/19/2021		00:24	0-0	.000	0-0	.000	0-0	.000	0	0	0	0.5	0	0	0	0	0	0	0.0
Totals		0	01:56	0-0	.000	0-0	.000	0-0	.000	0	1	1	0.5	0	0	1	0	0	0	0.0

Player Averages

Games Played	Minutes/ game	Points/ game	FG Pct	3FG Pct	FT Pct	Rebounds/ game	Assists/ game	Turnovers/ game	Assist/Turnover ratio	Steals/ game	Blocks/ game
2	1.0	0.0	0.0	0.0	0.0	0.5	0.0	0.5	0.0	0.0	0.0

THE SLATTEN FILE

BIRTHDAY	MAY 27, 2002
MAJOR	BIOLOGICAL SCIENCE
PARENTS	BRUCE AND BETH SLATTEN

CAREER HIGHS

Points: --
Rebounds: 1, vs. New Orleans (11/09/21)
Assists: 1, vs. New Orleans (11/09/21)
Steals: --
Blocks: --
Field Goals: --
Free Throws: --
Three Pointers: --

SEASON HIGHS

Points: --
Rebounds: 1, vs. New Orleans (11/09/21)
Assists: 1, vs. New Orleans (11/09/21)
Steals: --
Blocks: --
Field Goals: --
Free Throws: --
Three Pointers: --

SEASON SUPERLATIVES

Double-Figure Points: --
Double-Figure Rebounds: --
Double-Doubles: --
5+ Rebounds: --
5+Assists: --
Led Team in Points: --
Led Team in Rebounds: --
Led Team in Assists: --

CAREER STATS

				Field Goals		3-Point		F-Throws		Rebounds									Scoring	
SEASON	TEAM	GP-GS	MIN/AVG	FG-FGA	FG%	3FG-3FGA	3FG%	FT-FTA	FT%	OFF	DEF	TOT	AVG	PF-FO	A	TO	BLK	STL	PTS	AVG
2021-22	OM	2-0	2/1.0	0-0	.000	0-0	.000	0-0	.000	0	1	1	0.5	0-0	0	1	0	0	0	0.0
TOTAL		2-0	2/1.0	0-0	.000	0-0	.000	0-0	.000	0	1	1	0.5	0-0	0	1	0	0	0	0.0

14^{tye} FAGAN

Logtown, Ga. • Upson-Lee • Georgia

Senior • Guard • 6-3 • 198



BIO

PRIOR TO OLE MISS

- Spent three years at Georgia
- 89 games played
- 450 points, .564 FG

JUNIOR (2020-21, AT GEORGIA)

- Started 25 of 26 games
- 9.2 PPG, 4.3 RPG in 22.2 MPG; shot team-high .587 FG
- Second on team in blocks (8)
- Began season with career highs in points (21) and rebounds (10), his first career double-double against Florida A&M and won the first SEC Player of the Week honors of 2020-21
- Double-digits in 11 games
- Scored 19 points on 9-of-9 shooting vs. Ole Miss in Oxford
- 18 points, seven rebounds to help UGA upset LSU
- 16 points to help Georgia knock off Auburn

SOPHOMORE (2019-20, AT GEORGIA)

- One of five Bulldogs to play all 32 games
- 4.1 PPG, 1.7 RPG, .560 FG
- Three double-digit scoring games

FRESHMAN (2018-19, AT GEORGIA)

- Played in 31 of 32 games with a trio of starts at the Cayman Islands Classic
- .508 FG, perfect 10-of-10 from free throw line
- Led Bulldogs in assists twice, in steals twice and in blocks once

HIGH SCHOOL

- No. 10 prospect in Georgia, nation's No. 18 combo guard
- No. 205 overall nationally by 247Sports
- Two-time Class 4A State Player of the Year as a junior and senior after leading the Knights to back-to-back state titles and undefeated seasons
- 2018 Second Team All-Georgia by USA Today
- School record 2,038 points for Upson-Lee
- Helped Upson-Lee go a combined 63-0 during his junior and senior campaigns, the third-longest winning streak in boys' basketball history for Georgia high schools
- 25.0 PPG, 7.3 RPG, 4.6 APG, 2.4 SPG as a senior

PERSONAL

- Born September 12, 1999
- Son of Kendra Fagan
- Multi-disciplinary studies major

SEASON GAME-BY-GAME

Opponent	Date	GS	MIN	Total		3-Pointers		Free throws		Rebounds				PF	A	TO	BLK	STL	PTS	AVG
				FG-FGA	PCT	3FG-3FGA	PCT	FT-FTA	PCT	OFF	DEF	TOT	AVG							
New Orleans	11/09/2021		16:27	4-5	.800	2-2	1.000	0-0	.000	0	0	0	0.0	0	2	2	0	1	10	10.0
Charleston So.	11/12/2021		17:30	3-7	.429	2-3	.667	0-0	.000	0	3	3	1.5	2	3	0	0	0	8	9.0
vs Marquette	11/18/2021		09:51	3-5	.600	1-2	.500	1-3	.333	0	1	1	1.3	4	1	1	1	1	8	8.7
vs Elon	11/19/2021		27:55	5-7	.714	0-1	.000	1-3	.333	0	6	6	2.5	2	6	0	1	1	11	9.3
vs Boise St.	11/21/2021		30:10	3-8	.375	0-1	.000	0-0	.000	1	4	5	3.0	0	4	5	0	0	6	8.6
Totals		0	101:53	18-32	.563	5-9	.556	2-6	.333	1	14	15	3.0	8	16	8	2	3	43	8.6

Player Averages

Games Played	Minutes/game	Points/game	FG Pct	3FG Pct	FT Pct	Rebounds/game	Assists/game	Turnovers/game	Assist/Turnover ratio	Steals/game	Blocks/game
5	20.4	8.6	56.3	55.6	33.3	3.0	3.2	1.6	2.0	0.6	0.4

THE BROOKS FILE

BIRTHDAY	SEPTEMBER 12, 1999
MAJOR	MULTI-DISCIPLINARY STUDIES
PARENTS	KENDRA FAGAN

CAREER HIGHS

Points: 21, vs. Florida A&M (11/29/20)
Rebounds: 10, vs. Florida A&M (11/29/20)
Assists: 6, vs. Elon (11/19/21)
Steals: 2, 4x
Blocks: 2, 3x, last vs. Missouri (02/16/21)
Field Goals: 9, 2x, last at Ole Miss (01/16/21)
Free Throws: 5, vs. Cincinnati (12/19/20)
Three Pointers: 2, 5x

SEASON HIGHS

Points: 11, vs. Elon (11/19/21)
Rebounds: 6, vs. Elon (11/19/21)
Assists: 6, vs. Elon (11/19/21)
Steals: 1, 3x, last vs. Elon (11/19/21)
Blocks: 1, 2x, last vs. Elon (11/19/21)
Field Goals: 5, vs. Elon (11/19/21)
Free Throws: 1, 2x, last vs. Elon (11/19/21)
Three Pointers: 2, 2x, last vs. CSU (11/12/21)

SEASON SUPERLATIVES

Double-Figure Points: 2
Double-Figure Rebounds: --
Double-Doubles: --
5+ Rebounds: 2
5+ Assists: 1
Led Team in Points: --
Led Team in Rebounds: --
Led Team in Assists: 2

CAREER STATS

SEASON	TEAM	GP-GS	MIN/AVG	Field Goals		3-Point		F-Throws		Rebounds				Scoring						
				FG-FGA	FG%	3FG-3FGA	3FG%	FT-FTA	FT%	OFF	DEF	TOT	AVG	PF-FO	A	TO	BLK	STL	PTS	AVG
2018-19	UGa	31-3	355/11.4	32-63	.508	4-12	.333	10-10	1.000	16	31	47	1.5	14-0	22	29	6	6	78	2.5
2019-20	UGa	32-0	370/11.6	56-100	.560	5-19	.263	15-24	.625	24	31	55	1.7	13-0	17	15	9	14	132	4.1
2020-21	UGa	26-25	576/22.2	105-179	.587	10-37	.270	20-36	.556	40	73	113	4.3	32-0	29	40	8	14	240	9.2
2021-22	OM	5-0	102/20.4	18-32	.563	5-9	.556	2-6	.333	1	14	15	3.0	8-0	16	8	2	3	43	8.6
TOTAL FOR OM		5-0	102/20.4	18-32	.563	5-9	.556	2-6	.333	1	14	15	3.0	8-0	16	8	2	3	43	8.6
TOTAL		94-28	1403/14.9	211-374	.564	24-77	.312	47-76	.618	81	149	230	2.4	67-0	84	92	25	37	493	5.2

15 Luis RODRIGUEZ

Los Angeles, Calif. • Woodstock Academy (Conn.)

Junior • Guard/Forward • 6-6 • 210



BIO

REDSHIRT SOPHOMORE (2020-21)

- Only Rebel to start all 28 games (26.5 MPG)
- Led team in steals, 6th SEC at 1.6/game
- 7.6 PPG, team-high 6.3 RPG, .454 FG, .333 3PT, .630 FT
- 10 double-digit scoring games, two double-doubles
- Career-high 15 points, 6-of-7 shooting, to help Ole Miss upset No. 10 Missouri (Feb. 10)
- Career-high 14 rebounds at Dayton most by a Rebel throughout the season

SOPHOMORE (2019-20)

- Started five games before suffering a season-ending foot injury (earned medical redshirt)
- 5.8 PPG, 5.2 RPG, 2.6 APG, .375 FG, .688 FT
- SEC Winter Academic Honor Roll

FRESHMAN (2018-19)

- 25 games played (6.1 MPG)
- 1.1 PPG, 1.1 RPG, 0.6 APG, .455 FG, .875 FT

HIGH SCHOOL

- Four-star small forward
- No. 1 player in Connecticut by 247Sports (No. 143 nationally)
- Spent senior season playing at Woodstock Academy, a prep school in Connecticut
- 14 PPG, 7.0 RPG, 3.0 APG
- First-Team All-Conference
- Led team to 35-5 record, Power 5 Conference title and No. 3 national ranking
- Averaged double-double final season (19.0 PPG, 10.0 RPG)

PERSONAL

- Born March 15, 1999
- Son of Luis Rodriguez Sr. and Kakisa Henderson
- Two brothers, Johnny Allen and Trent Easter, and three sisters, Ariana and Deja Rodriguez, and Trinity Easter
- Multi-disciplinary studies major

SEASON GAME-BY-GAME

Opponent	Date	GS	MIN	Total		3-Pointers		Free throws		Rebounds				PF	A	TO	BLK	STL	PTS	AVG
				FG-FGA	PCT	3FG-3FGA	PCT	FT-FTA	PCT	OFF	DEF	TOT	AVG							
New Orleans	11/09/2021	*	21:22	4-8	.500	0-1	.000	1-2	.500	1	3	4	4.0	1	4	1	0	3	9	9.0
Charleston So.	11/12/2021	*	20:33	5-11	.455	1-4	.250	1-1	1.000	1	5	6	5.0	3	2	2	0	2	12	10.5
vs Marquette	11/18/2021	*	27:13	3-9	.333	2-6	.333	1-2	.500	1	2	3	4.3	3	2	0	0	1	9	10.0
vs Elon	11/19/2021	*	20:15	2-3	.667	1-2	.500	0-0	.000	1	3	4	4.3	2	0	2	0	0	5	8.8
vs Boise St.	11/21/2021	*	24:34	1-5	.200	0-2	.000	0-0	.000	1	3	4	4.2	0	1	1	0	4	2	7.4
Totals		5	113:57	15-36	.417	4-15	.267	3-5	.600	5	16	21	4.2	9	9	6	0	10	37	7.4

Player Averages

Games Played	Minutes/game	Points/game	FG Pct	3FG Pct	FT Pct	Rebounds/game	Assists/game	Turnovers/game	Assist/Turnover ratio	Steals/game	Blocks/game
5	22.8	7.4	41.7	26.7	60.0	4.2	1.8	1.2	1.5	2.0	0.0

THE RODRIGUEZ FILE

BIRTHDAY	MARCH 15, 1999
MAJOR	MULTI-DISCIPLINARY STUDIES
PARENTS	LUIS RODRIGUEZ SR. & KAKISA HENDERSON

CAREER HIGHS

Points: 15, vs. Missouri (02/10/21)
Rebounds: 14, at Dayton (12/19/20)
Assists: 4, 8x
Steals: 4, 2x, last vs. Boise St. (11/21/21)
Blocks: 2, 3x, last vs. UNCW (12/12/20)
Field Goals: 6, 2x, last vs. Missouri (02/10/21)
Free Throws: 7, vs. Central Arkansas (12/14/20)
Three Pointers: 2, 4x

SEASON HIGHS

Points: 12, vs. Charleston So. (11/12/21)
Rebounds: 6, vs. Charleston So. (11/12/21)
Assists: 2, 2x, last vs. Marquette (11/18/21)
Steals: 4, vs. Boise St. (11/21/21)
Blocks: --
Field Goals: 5, vs. Charleston So. (11/12/21)
Free Throws: 1, 3x, last vs. Marq. (11/18/21)
Three Pointers: 2, vs. Marquette (11/18/21)

SEASON SUPERLATIVES

Double-Figure Points: 1
Double-Figure Rebounds: --
Double-Doubles: --
5+ Rebounds: 1
5+ Assists: --
Led Team in Points: --
Led Team in Rebounds: --
Led Team in Assists: 1

CAREER STATS

				Field Goals		3-Point		F-Throws		Rebounds									Scoring	
SEASON	TEAM	GP-GS	MIN/AVG	FG-FGA	FG%	3FG-3FGA	3FG%	FT-FTA	FT%	OFF	DEF	TOT	AVG	PF-FO	A	TO	BLK	STL	PTS	AVG
2018-19	OM	25-0	152/6.1	10-22	.455	0-2	.000	7-8	.875	10	17	27	1.1	15-0	15	7	7	5	27	1.1
2019-20	OM	5-5	112/22.5	9-24	.375	0-7	.000	11-16	.688	11	15	26	5.2	5-0	13	3	2	5	29	5.8
2020-21	OM	28-28	741/26.5	79-174	.454	21-63	.333	34-54	.630	46	130	176	6.3	83-5	55	43	16	45	213	7.6
2021-22	OM	5-5	114/22.8	15-36	.417	4-15	.267	3-5	.600	5	16	21	4.2	9-0	9	6	0	10	37	7.4
TOTAL		63-38	1120/17.8	113-256	.441	25-87	.287	55-83	.663	72	178	250	4.0	112-5	92	59	25	65	306	4.9

21 robert ALLEN

Orlando, Fla. • Edgewater • Samford

Senior • Forward • 6-8 • 230



BIO

JUNIOR (2020-21)

- One of four Rebels to play all 28 games (8 starts)
- 3.6 PPG, 3.2 RPG, 16.1 MPG, .464 FG, .167 3PT, .686 FT
- SEC First-Year Academic Honor Roll

AT SAMFORD

- Played 65 games in two years
- Averaged 12.0 PPG and 7.7 RPG
- 11 double-doubles

SOPHOMORE (2019-20, AT SAMFORD)

- Team-high 43 blocks through 32 game
- 14.1 PPG, 7.0 RPG (5th SoCon), second on team in both categories
- 1.3 BPG (3rd SoCon)
- Four 20-point games
- .430 FG, 32 3PM

FRESHMAN (2018-19, AT SAMFORD)

- 33 games played (31 starts)
- 9.9 PPG, 8.3 RPG (5th SoCon), .475 FG
- 18 double-digit scoring games
- Season-high 19 points in 107-106 OT loss at Wofford
- Five double-doubles

HIGH SCHOOL

- 11.2 PPG, 9.3 RPG, 4.3 APG as a senior
- Led team to pair of state runner-up finishes, two regional championships and three district titles
- Also played volleyball and was a on the swim team

PERSONAL

- Son of Robert and Deborah Allen
- Has one sister, Jessica
- Born Feb. 24, 2000
- Multi-disciplinary studies major

THE ALLEN FILE

BIRTHDAY	FEB. 24, 2000
MAJOR	MULTI-DISCIPLINARY STUDIES
PARENTS	ROBERT AND DEBORAH ALLEN

CAREER HIGHS

Points: 28, at UNCG (02/09/20)
Rebounds: 18, at The Citadel (02/23/19)
Assists: 5, vs. Morehead State (12/13/18)
Steals: 5, vs. AUM (12/03/19)
Blocks: 5, 2x, last vs. ETSU (02/22/20)
Field Goals: 10, vs. ETSU (02/22/20)
Free Throws: 9, vs. VMI (02/29/20)
Three Pointers: 4, 2x, last vs. UNCG (02/09/20)

SEASON HIGHS

Points: 8, 2x, last vs. Boise St. (11/21/21)
Rebounds: 8, vs. Elon (11/19/21)
Assists: 2, vs. New Orleans (11/09/21)
Steals: 1, 2x, last vs. Marquette (11/18/21)
Blocks: 2, vs. Marquette (11/18/21)
Field Goals: 4, vs. Marquette (11/18/21)
Free Throws: 4, vs. Boise St. (11/21/21)
Three Pointers: --

SEASON SUPERLATIVES

Double-Figure Points: --
Double-Figure Rebounds: --
Double-Doubles: --
5+ Rebounds: 3
5+ Assists: --
Led Team in Points: --
Led Team in Rebounds: 1
Led Team in Assists: --

SEASON GAME-BY-GAME

Opponent	Date	GS	MIN	Total		3-Pointers		Free throws		Rebounds				PF	A	TO	BLK	STL	PTS	AVG
				FG-FGA	PCT	3FG-3FGA	PCT	FT-FTA	PCT	OFF	DEF	TOT	AVG							
New Orleans	11/09/2021	*	20:32	1-6	.167	0-1	.000	1-2	.500	4	1	5	5.0	1	2	0	1	0	3	3.0
Charleston So.	11/12/2021		15:52	1-3	.333	0-0	.000	1-1	1.000	2	2	4	4.5	1	1	0	1	1	3	3.0
vs Marquette	11/18/2021		19:33	4-8	.500	0-1	.000	0-2	.000	4	2	6	5.0	4	0	1	2	1	8	4.7
vs Elon	11/19/2021		13:52	1-2	.500	0-0	.000	2-4	.500	3	5	8	5.8	0	0	2	0	0	4	4.5
vs Boise St.	11/21/2021		19:17	2-3	.667	0-0	.000	4-4	1.000	0	3	3	5.2	2	0	1	1	0	8	5.2
Totals		1	89:07	9-22	.409	0-2	.000	8-13	.615	13	13	26	5.2	8	3	4	5	2	26	5.2

Player Averages

Games Played	Minutes/game	Points/game	FG Pct	3FG Pct	FT Pct	Rebounds/game	Assists/game	Turnovers/game	Assist/Turnover ratio	Steals/game	Blocks/game
5	17.8	5.2	40.9	0.0	61.5	5.2	0.6	0.8	0.8	0.4	1.0

CAREER STATS

SEASON	TEAM	GP-GS	MIN/AVG	Field Goals		3-Point		F-Throws		Rebounds				Scoring						
				FG-FGA	FG%	3FG-3FGA	3FG%	FT-FTA	FT%	OFF	DEF	TOT	AVG	PF-FO	A	TO	BLK	STL	PTS	AVG
2018-19	SU	33-31	1058/32.0	124-261	.475	23-83	.277	57-87	.655	70	203	273	8.3	87-1	49	64	30	28	328	9.9
2019-20	SU	32-31	1056/33.0	171-398	.430	32-111	.288	78-120	.650	62	163	225	7.0	75-4	44	82	43	34	452	14.1
2020-21	OM	32-8	450/16.1	32-69	.464	2-12	.167	35-51	.686	46	44	90	3.2	39-0	23	28	12	16	101	3.6
2021-22	OM	5-1	89/17.8	9-22	.409	0-2	.000	8-13	.615	13	13	26	5.2	8-0	3	4	5	2	26	5.2
TOTAL FOR OM		33-9	539/16.3	41-91	.451	2-14	.143	43-64	.672	59	57	116	3.5	47-0	26	32	17	18	127	3.8
TOTAL		98-71	2653/27.1	336-750	.448	57-208	.274	178-271	.657	191	423	614	6.3	209-5	119	178	90	80	907	9.3

23 sammy HUNTER

Nassau, Bahamas • B.C. Christian Academy (Canada)

Junior • Forward • 6-9 • 225



BIO

SOPHOMORE (2020-21)

- 25 games played (7.9 MPG)
- 2.2 PPG, 1.4 RPG, .476 FG, .333 3PT, .625 FT
- Career-high 11 points, which included a career-best trio of three-pointers, to help the Rebels beat Kentucky for the first time in 10 years
- SEC Winter Academic Honor Roll

FRESHMAN (2019-20)

- 27 games played (12.1 MPG)
- Made lone start vs. Butler, career-high 31 minutes
- 2.9 PPG, 1.4 RPG, .408 FG, .125 3PT, .704 FT
- Career-high eight points in win over Western Michigan

- No. 184 prospect nationally by 247Sports
- 27.0 PPG, 8.0 RPG, 3.0 APG as a senior at British Columbia Christian Prep
- Named MVP of the Signature All-Canadian Showcase
- Averaged 18.5 PPG, 6.5 RPG for Bahamas in a pair of exhibitions against ACC teams, including an 18-point output versus North Carolina
- Competed in the 2018 Central American and Caribbean Games for Bahamas' senior national team
- 14.6 PPG, 6.8 RPG for Bahamas' junior national team at the 2017 Centrobasket U17 Championship
- Member of Bahamas' 2016 CBC U16 Championship team

PERSONAL

- Born Nov. 28, 2000
- Son of Andrew and Sophia Hunter
- Multi-disciplinary studies major

HIGH SCHOOL

SEASON GAME-BY-GAME

Opponent	Date	GS	MIN	Total		3-Pointers		Free throws		Rebounds				PF	A	TO	BLK	STL	PTS	AVG
				FG	PCT	3FG	3FGA	PCT	FT	FTA	PCT	OFF	DEF							
New Orleans	11/09/2021		11:20	2-3	.667	0-0	.000	1-1	1.000	0	0	0	0.0	1	0	1	0	0	5	5.0
Charleston So.	11/12/2021		10:07	3-5	.600	0-2	.000	0-0	.000	1	0	1	0.5	1	0	0	0	6	5.5	
vs Marquette	11/18/2021		04:45	0-0	.000	0-0	.000	0-0	.000	0	0	0	0.3	1	0	0	0	0	3.7	
vs Elon	11/19/2021		18:15	3-6	.500	0-2	.000	0-0	.000	0	1	1	0.5	3	0	0	1	6	4.3	
vs Boise St.	11/21/2021		07:28	0-0	.000	0-0	.000	0-0	.000	0	0	0	0.4	1	0	0	0	0	3.4	
Totals			0 51:55	8-14	.571	0-4	.000	1-1	1.000	1	1	2	0.4	7	0	1	1	0	17	3.4

Player Averages

Games Played	Minutes/game	Points/game	FG Pct	3FG Pct	FT Pct	Rebounds/game	Assists/game	Turnovers/game	Assist/Turnover ratio	Steals/game	Blocks/game
5	10.4	3.4	57.1	0.0	100.0	0.4	0.0	0.2	0.0	0.0	0.2

THE HUNTER FILE

BIRTHDAY	NOV. 28, 2000
MAJOR	MULTI-DISCIPLINARY STUDIES
PARENTS	ANDREW AND SOPHIA HUNTER

CAREER HIGHS

Points: 11, vs. Kentucky (03/02/21)
Rebounds: 7, vs. LA Tech (03/19/21)
Assists: 2, 6x
Steals: 3, vs. Missouri (03/04/20)
Blocks: 3, vs. Vanderbilt (02/29/20)
Field Goals: 4, vs. W. Michigan (11/15/19)
Free Throws: 4, vs. Seattle (11/19/19)
Three Pointers: 3, vs. Kentucky (03/02/21)

SEASON HIGHS

Points: 6, 2x, last vs. Elon (11/19/21)
Rebounds: 1, 2x, last vs. Elon (11/19/21)
Assists: --
Steals: --
Blocks: 1, vs. Elon (11/19/21)
Field Goals: 3, 2x, last vs. Elon (11/19/21)
Free Throws: 1, vs. New Orleans (11/09/21)
Three Pointers: --

SEASON SUPERLATIVES

Double-Figure Points: --
Double-Figure Rebounds: --
Double-Doubles: --
5+ Rebounds: --
5+Assists: --
Led Team in Points: --
Led Team in Rebounds: --
Led Team in Assists: --

CAREER STATS

				Field Goals		3-Point		F-Throws		Rebounds										Scoring	
SEASON	TEAM	GP-GS	MIN/AVG	FG-FGA	FG%	3FG-3FGA	3FG%	FT-FTA	FT%	OFF	DEF	TOT	AVG	PF-FO	A	TO	BLK	STL	PTS	AVG	
2019-20	OM	27-1	309/11.4	29-71	.408	1-8	.125	19-27	.704	14	23	37	1.4	47-0	11	15	4	6	78	2.9	
2020-21	OM	25-0	198/7.9	20-42	.476	6-18	.333	10-16	.625	14	21	35	1.4	27-0	9	12	5	3	56	2.2	
2021-22	OM	5-0	52/10.4	8-14	.571	0-4	.000	1-1	1.000	1	1	2	0.4	7-0	0	1	1	0	17	3.4	
TOTAL		57-1	559/9.8	57-127	.449	7-30	.233	30-44	.682	29	45	74	1.3	81-0	20	28	10	9	151	2.6	

24 jarkel JOINER

Oxford, Miss. • Oxford • CSU Bakersfield

Senior • Guard • 6-1 • 180



BIO

REDSHIRT JUNIOR (2020-21, AT OLE MISS)

- One of four Rebels to play all 28 games (24 starts)
- 12.0 PPG, 2.6 RPG, 1.7 APG, 1.1 SPG, .390 FG, .261 3PT, .845 FT (3rd SEC)
- 16 double-digit scoring games
- Five 20-point games
- Career-high 26 points on career-high five threes vs. LSU in SEC Quarterfinal
- Career-high six steals at Georgia, most by an SEC player throughout the season
- Led Rebels to an upset over No. 10 Missouri with team-high 21 points
- SEC Community Service Team
- SEC Winter Academic Honor Roll

JUNIOR (2019-20, AT OLE MISS)

- Sat out due to NCAA transfer rules

AT CSU BAKERSFIELD

- 64 games played (61 starts) in two seasons
- Set seven school records

SOPHOMORE (2018-19, AT CSU BAKERSFIELD)

- Only Roadrunner to start all 34 games
- First Roadrunner to lead WAC in scoring during league play (18.6 PPG)
- First Team All-District 6 by NABC
- First Team All-WAC honors
- Reset CSUB's Division I single-season records for points (532), scoring average (15.6), field goals made (208), and field goals attempted (461), the latter of which was also an all-time record

- 24 double-digit scoring games, 11 20-point games
- .451 FG, .370 3PT, .710 FT
- WAC Player of the Week for Jan. 21-27
- Reset CSUB's Division I single-game records for points (34) and field goals made (14) versus California Baptist

FRESHMAN (2017-18, AT CSU BAKERSFIELD)

- 30 games played (27 starts)
- 10.4 PPG, 3.4 RPG, 28.0 MPG
- Reset CSUB's all-time single-season record for free throw percentage (69 of 77, .896) while leading the WAC
- Season-high 23 points twice (vs. Whittier and at Delaware)
- Recorded first double-double (19 points, 10 rebounds) at UMKC
- Five 20-point games
- Tied the CSUB Division I record for single-game free throw percentage, going a perfect 12 for 12 from the line at Lamar

HIGH SCHOOL

- Fourth in the nation his senior season with 36.5 PPG
- Led Chargers to state semifinals
- 2017 Mississippi Boys Basketball Player of the Year by The Daily Journal

PERSONAL

- Born May 20, 1999
- Son of Stacy and Donna Joiner and Charletha Pearson
- Has one sibling, Jordan
- Multi-disciplinary studies major

THE JOINER FILE

BIRTHDAY	MAY 20, 1999
MAJOR	MULTI-DISCIPLINARY STUDIES
PARENTS	STACY & DONNA JOINER, CHARLETHA PEARSON

CAREER HIGHS

Points: 34, at Cal Baptist (01/24/19)
Rebounds: 11, vs. Cal Poly (12/18/18)
Assists: 7, vs. Charleston So. (11/12/21)
Steals: 6, at Georgia (01/30/21)
Blocks: 2, at Mississippi State (01/19/21)
Field Goals: 13, at Cal Baptist (01/24/19)
Free Throws: 12, at Lamar (11/19/17)
Three Pointers: 5, 4x

SEASON HIGHS

Points: 24, last vs. Charleston So. (11/12/21)
Rebounds: 6, vs. Marquette (11/18/21)
Assists: 7, vs. Charleston So. (11/12/21)
Steals: 2, 2x, last vs. Elon (11/19/21)
Blocks: --
Field Goals: 9, vs. Charleston So. (11/12/21)
Free Throws: 4, vs. Elon (11/19/21)
Three Pointers: 4, vs. Charleston So. (11/12/21)

SEASON SUPERLATIVES

Double-Figure Points: 5
Double-Figure Rebounds: --
Double-Doubles: --
5+ Rebounds: 1
5+Assists: 1
Led Team in Points: 4
Led Team in Rebounds: --
Led Team in Assists: --

SEASON GAME-BY-GAME

Opponent	Date	GS	MIN	Total		3-Pointers		Free throws		Rebounds				PF	A	TO	BLK	STL	PTS	AVG
				FG-FGA	PCT	3FG-3FGA	PCT	FT-FTA	PCT	OFF	DEF	TOT	AVG							
New Orleans	11/09/2021	*	27:33	5-9	.556	2-4	.500	0-0	.000	0	3	3	3.0	1	2	0	0	0	12	12.0
Charleston So.	11/12/2021	*	27:59	9-14	.643	4-7	.571	2-2	1.000	0	3	3	3.0	1	7	0	0	0	24	18.0
vs Marquette	11/18/2021	*	38:46	4-13	.308	2-6	.333	3-4	.750	0	6	6	4.0	1	2	1	0	2	13	16.3
vs Elon	11/19/2021	*	30:10	6-13	.462	0-1	.000	4-7	.571	0	3	3	3.8	1	4	1	0	2	16	16.3
vs Boise St.	11/21/2021	*	35:05	4-10	.400	2-4	.500	0-0	.000	0	1	1	3.2	4	1	2	0	1	10	15.0
Totals			5 159:33	28-59	.475	10-22	.455	9-13	.692	0	16	16	3.2	8	16	4	0	5	75	15.0

Player Averages

Games Played	Minutes/game	Points/game	FG Pct	3FG Pct	FT Pct	Rebounds/game	Assists/game	Turnovers/game	Assist/Turnover ratio	Steals/game	Blocks/game
5	31.9	15.0	47.5	45.5	69.2	3.2	3.2	0.8	4.0	1.0	0.0

CAREER STATS

				Field Goals		3-Point		F-Throws		Rebounds				Scoring						
SEASON	TEAM	GP-GS	MIN/AVG	FG-FGA	FG%	3FG-3FGA	3FG%	FT-FTA	FT%	OFF	DEF	TOT	AVG	PF-FO	A	TO	BLK	STL	PTS	AVG
2017-18	CSUB	30-27	841/28.0	106-280	.379	32-112	.286	69-77	.896	28	75	103	3.4	54-0	22	28	1	15	313	10.4
2018-19	CSUB	34-34	1094/32.2	208-461	.451	50-135	.370	66-93	.710	40	81	121	3.6	71-0	49	43	3	37	532	15.6
2020-21	OM	28-24	859/30.7	115-295	.390	23-88	.261	82-97	.845	9	64	73	2.6	44-0	47	44	4	30	335	12.0
2021-22	OM	5-5	160/31.9	28-59	.475	10-22	.455	9-13	.692	0	16	16	3.2	8-0	16	4	0	5	75	15.0
TOTAL FOR OM		33-29	1018/30.9	143-354	.404	33-110	.300	91-110	.827	9	80	89	2.7	52-0	63	48	4	35	410	12.4
TOTAL		97-90	2954/30.4	457-1095	.417	115-357	.322	226-280	.807	77	236	313	3.2	177-0	134	119	8	87	1255	12.9

33 john MCBRIDE

Memphis, Tenn. • Memphis University School

Junior • Guard • 6-7 • 214



BIO

SOPHOMORE (2020-21)

- Four games played
- SEC Winter Academic Honor Roll

REDSHIRT FRESHMAN (2019-20)

- Nine games played
- Scored the first points of his career, knocking down a three-pointer in win over Tennessee Tech
- SEC Winter Academic Honor Roll

FRESHMAN (2018-19)

- Redshirted

HIGH SCHOOL

- Four-time letterwinner
- First-Team All-State (Division II-AA) by the Tennessee Sports Writers Association after averaging 18.6 PPG, 7.9 RPG and 3.0 APG as a senior
- Division II-AA Co-MVP
- Involved in many extracurricular activities, including

National Honor Society, Sociedad Honoraria Hispanica, Societas Caritatis (Society of Charity)
 • Served as vice-president of the Civic Service Organization
 • Earned the Rhodes College Book Award

PERSONAL

- Born July 28, 1999
- Son of Steve and Jeni McBride
- Has two brothers, Ben and Will, and one sister, Katie
- Accountancy major

THE MCBRIDE FILE

BIRTHDAY	JULY 28, 1999
MAJOR	ACCOUNTANCY
PARENTS	STEVE AND JENI MCBRIDE

CAREER HIGHS

Points: 3, vs. Tennessee Tech (12/29/19)
 Rebounds: 2, vs. W. Michigan (11/15/19)
 Assists: 1, vs. New Orleans (11/09/21)
 Steals: --
 Blocks: 1, at Tennessee (01/21/20)
 Field Goals: 1, vs. Tennessee Tech (12/29/19)
 Free Throws: 1, vs. Jackson State (12/10/20)
 Three Pointers: 1, vs. Tenn. Tech (12/29/19)

SEASON HIGHS

Points: --
 Rebounds: --
 Assists: 1, vs. New Orleans (11/09/21)
 Steals: --
 Blocks: --
 Field Goals: --
 Free Throws: --
 Three Pointers: --

SEASON SUPERLATIVES

Double-Figure Points: --
 Double-Figure Rebounds: --
 Double-Doubles: --
 5+ Rebounds: --
 5+ Assists: --
 Led Team in Points: --
 Led Team in Rebounds: --
 Led Team in Assists: --

SEASON GAME-BY-GAME

Opponent	Date	GS	MIN	Total FG-FGA	PCT	3FG-3FGA	PCT	Free throws FT-FTA	PCT	Rebounds OFF DEF TOT	AVG	PF	A	TO	BLK	STL	PTS	AVG
New Orleans	11/09/2021		01:32	0-0	.000	0-0	.000	0-0	.000	0 0 0	0.0	0	1	0	0	0	0	0.0
Charleston So.	11/12/2021		02:23	0-0	.000	0-0	.000	0-0	.000	0 0 0	0.0	0	0	1	0	0	0	0.0
vs Elon	11/19/2021		00:24	0-0	.000	0-0	.000	0-0	.000	0 0 0	0.0	0	0	0	0	0	0	0.0
Totals		0	04:19	0-0	.000	0-0	.000	0-0	.000	0 0 0	0.0	0	1	1	0	0	0	0.0

Player Averages

Games Played	Minutes/game	Points/game	FG Pct	3FG Pct	FT Pct	Rebounds/game	Assists/game	Turnovers/game	Assist/Turnover ratio	Steals/game	Blocks/game
3	1.4	0.0	0.0	0.0	0.0	0.0	0.3	0.3	1.0	0.0	0.0

CAREER STATS

				Field Goals		3-Point		F-Throws		Rebounds									Scoring	
SEASON	TEAM	GP-GS	MIN/AVG	FG-FGA	FG%	3FG-3FGA	3FG%	FT-FTA	FT%	OFF	DEF	TOT	AVG	PF-FO	A	TO	BLK	STL	PTS	AVG
2019-20	OM	9-0	14/1.5	1-7	.143	1-4	.250	0-0	.000	2	1	3	0.3	0-0	0	1	1	0	3	0.3
2020-21	OM	4-0	8/1.9	0-2	.000	0-0	.000	1-2	.500	1	1	2	0.5	0-0	0	0	0	0	1	0.3
2021-22	OM	3-0	4/1.4	0-0	.000	0-0	.000	0-0	.000	0	0	0	0.0	0-0	1	1	0	0	0	0.0
TOTAL		16-0	26/1.6	1-9	.111	1-4	.250	1-2	.500	3	2	5	0.3	0-0	1	2	1	0	4	0.3

SJB PAVILION RECORD BOOK

INDIVIDUAL (OLE MISS)

Points:	43	Stefan Moody vs. Mississippi St. (03-03-16)
FG att:	25	Stefan Moody vs. Vanderbilt (02-06-16)
FG made:	13	2x, MR: Breein Tyree vs. Mississippi St. (02-11-20)
3-pt att:	15	Stefan Moody vs. Vanderbilt (02-06-16)
3-pt made:	8	Breein Tyree vs. Middle Tennessee (12-14-19)
FT att:	18	3x, MR: D. Shuler vs. No. 16 Auburn (01-28-20)
FT made:	15	2x, MR: Stefan Moody vs. Mississippi St. (03-03-16)
Rebounds:	19	Sebastian Saiz vs. UMass (11-14-16)
Assists:	10	Devontae Shuler vs. Auburn (01-06-21)
Blocks:	6	Sebastian Saiz vs. Bradley (12-19-16)
Steals:	7	2x, MR: Terence Davis vs. Texas A&M (02-06-19)

TEAM (OLE MISS)

Points:	97	2x, MR: vs. Illinois State (12-16-17)
Few points:	47	vs. Georgia (01-11-17)
FG att:	75	vs. Charleston Southern (11-12-21)
FG made:	38	vs. Charleston Southern (11-12-21)
FG pct:	61.5	vs. Chattanooga (12-16-18)
3-pt att:	33	2x, MR: vs. Montana (11-24-16)
3-pt made:	14	2x, MR: vs. Middle Tennessee (12-14-19)
3-pt pct:	63.6	14-22 vs. Middle Tennessee (12-14-19)
FT att:	46	vs. UMass (11-14-16)
FT made:	33	vs. UMass (11-14-16)
FT pct:	96.2	(25-26) vs. Arkansas (01-11-20)
Rebounds:	50	2x, MR: Tennessee (01-17-17)
Assists:	26	vs. Vanderbilt (02-29-20)
Blocks:	13	vs. Bradley (12-19-16)
Steals:	15	vs. Western Michigan (11-10-18)

INDIVIDUAL (OPPONENT)

Points:	34	2x, MR: Isaiah Joe, Arkansas (1-11-20)
FG att:	24	Bryce Brown, No. 10 Auburn (1-9-19)
FG made:	12	Malik Monk, No. 8 Kentucky (12-29-16)
3-pt att:	19	Bryce Brown, No. 10 Auburn (1-9-19)
3-pt made:	7	4x, MR: Isaiah Joe, Arkansas (1-11-20)
FT att:	18	Keith Stone, Florida (1-13-18)
FT made:	13	Keith Stone, Florida (1-13-18)
Rebounds:	13	3x, MR: Jontay Porter, Missouri (2-6-18)
Assists:	11	Isaiah Briscoe, No. 8 Kentucky (12-29-16)
Blocks:	8	Clevon Brown, Vanderbilt (3-3-18)
Steals:	5	J.J. Frazier, Georgia (1-9-16)

TEAM (OPPONENT)

Points:	103	Alabama (2-22-20)
Few points:	43	2x, MR: UT Martin (12-22-20)
FG att:	74	2x, MR: South Dakota State (11-28-17)
FG made:	38	No. 24 Iowa State (1-26-19)
FG pct:	69.1	No. 24 Iowa State (1-26-19)
3-pt att:	41	South Dakota State (11-28-17)
3-pt made:	18	South Dakota State (11-28-17)
3-pt pct:	60.0	Georgia (1-16-21)
FT att:	36	2x, MR: No. 16 Auburn (1-28-20)
FT made:	26	2x, MR: No. 16 Auburn (1-28-20)
FT pct:	90.9	10-11, Florida (2-8-20)
Rebounds:	49	2x, MR: Illinois State (12-16-17)
Assists:	26	No. 24 Iowa State (1-26-19)
Blocks:	8	2x, MR: Vanderbilt (3-3-18)
Steals:	12	Mississippi State (3-3-16)

SJB PAVILION FAQ

What is the official name?

The official name as of 2021 is the Sandy and John Black Pavilion at Ole Miss, or SJB Pavilion for short.

Does The Pavilion have a nickname like the Tad Pad?

No.

When did SJB Pavilion open?

January 7, 2016

What was the total cost?

\$96.5 million

Where is media parking?

Media parking is in either the garage of Lot A, and will be distributed by men's basketball contact Tyler Wooten.

Where is the media entrance?

The media will-call table is located in the southwest corner of The Pavilion. For those parking inside the garage, media will-call is located on the Parking Level 1 of the parking garage (P1 on elevators). The media entrance will open 1.5 hours prior to tipoff.

Where is the media workroom?

In The Pavilion, the workroom is located in the southwest corner of the floor level through the visiting team tunnel.

Where is the media seating?

Media seating is located in the at the top of section 101 in the southwest corner of The Pavilion.

How do I obtain media credentials for games at the Pavilion?

Media credentials may be requested through the Athletics Communications Office for game credentials. Requests for credentials should be emailed to Tyler Wooten (tjwooten@olemiss.edu) and will be limited to working members of the media.

Where are the scouting seats located?

Scouting seats are available in the media seating area at the top of section 101. Additional seating may be purchased by contacting Tyler Wooten in the Athletics Communications office.

What is the postgame interview policy?

Both team locker rooms are CLOSED to the media following the game. Ole Miss head coach Kermit Davis will be brought into the media room approximately 10 minutes after the game. Selected players will be follow Coach Davis. Visiting coach and player interviews will be coordinated through the visiting team's communications contact.


SJB PAVILION QUICK FACTS

Arena Name	SJB Pavilion
Ground Breaking	July 31, 2014
Opening Date	Jan. 7, 2016
Capacity	9,500
Record Crowd	9,500 (9 times)
All-Time Record	65-30 (.684)
Current Streak	W4
Longest Winning Streak	W7

THE PAVILION FIRSTS


First Game	vs. Alabama (1/7/16)
First Win	vs. Alabama (1/7/16)
First Overtime Game	vs. USC (1/19/16)
First Point	Tomasz Gielo (3FG, 19:11/1H)
First FG	Tomasz Gielo (3FG, 19:11/1H)
First 3-Pointer	Tomasz Gielo (19:11/1H)
First Dunk	Jimmie Taylor, Alabama (11:0/1H)
First Dunk (OM)	Sebastian Saiz (17:09/2H)

RADIO/TV ROSTER



ERIC VAN DER HEIJDEN

6-8 • 205 • F • Fr.
Raleigh, N.C.




AUSTIN CROWLEY

6-5 • 195 • G • Jr.
West Point, Miss.



DAESHUN RUFFIN

5-9 • 160 • G • Fr.
Jackson, Miss.



NYSIER BROOKS

7-0 • 245 • F • Gr.
Philadelphia, Pa.




JAEMYN BRAKEFIELD

6-8 • 220 • F • So.
Jackson, Miss.



JAMES WHITE

6-5 • 190 • G • Fr.
Conyers, Ga.



GRANT SLATTEN

6-5 • 195 • G • Fr.
Sparta, Tenn.




MATTHEW MURRELL

6-4 • 200 • G • So.
Memphis, Tenn.




TYE FAGAN

6-3 • 198 • G • Sr.
Logtown, Ga.




LUIS RODRIGUEZ

6-6 • 210 • G/F • Jr.
Los Angeles, Calif.




ROBERT ALLEN

6-8 • 230 • F • Sr.*
Orlando, Fla.




SAMMY HUNTER

6-9 • 225 • F • Jr.
Nassau, Bahamas



JARKEL JOINER

6-1 • 180 • G • Sr.*
Oxford, Miss.



JOHN MCBRIDE

6-7 • 214 • G • Jr.
Memphis, Tenn.



KERMIT DAVIS

Head Coach
Fourth year at Ole Miss




WIN CASE

Assistant Coach
Fourth year at Ole Miss



RONNIE HAMILTON

Assistant Coach
Fourth year at Ole Miss



LEVI WATKINS

Assistant Coach
Fourth year at Ole Miss