

Ole Miss

2021-22 WOMEN'S BASKETBALL GAME NOTES



Ole Miss vs. Mississippi Valley State | Sun., November 14 | 3 PM CT | SEC Network | SJB Pavilion

[OleMissSports.com](https://www.olemissports.com) | [OleMissGameday.com](https://www.olemissgameday.com) | [@OleMissWBB](https://twitter.com/OleMissWBB) | [OleMissWBB](https://www.facebook.com/OleMissWBB) | [OleMissWBB](https://www.youtube.com/OleMissWBB)

2021-22 SCHEDULE

DATE	OPPONENT	TV	TIME/RESULT
Nov. 11	BELMONT	SECN+	L, 50-62
Nov. 14	MVSU	SECN	3:00 P.M.
Nov. 16	LAMAR	SECN +	6 P.M.
Nov. 19	LOUISIANA TECH	SECN +	7:00 P.M.
Nov. 26	vs. San Diego State#	N/A	5:00 P.M.
Nov. 27	vs. Cal/Furman#	N/A	3:00 or 5:00 P.M.
Dec. 1	NEW ORLEANS	SECN +	11 A.M.
Dec. 5	at Cincinnati	ESPN +	1 P.M.
Dec. 11	at Hofstra	Flo Hoops	1 P.M.
Dec. 17	SAMFORD	SECN +	1 P.M.
Dec. 20	vs. Texas Tech%	N/A	12:15 P.M.
Dec. 21	vs. South Florida%	N/A	12:15 P.M.
Dec. 30	ARKANSAS*	SECN +	6 P.M.
Jan. 2	at South Carolina*	TBD	12 P.M.
Jan. 6	at Florida*	SECN +	5 P.M.
Jan. 9	TENNESSEE*	SECN	12 P.M.
Jan. 13	ALABAMA*	SECN +	6 P.M.
Jan. 16	MISSISSIPPI STATE*	TBD	2 P.M.
Jan. 20	at Texas A&M*	SECN +	7 P.M.
Jan. 23	at Kentucky*	SECN	11 A.M.
Jan. 30	GEORGIA*	SECN +	2 P.M.
Feb. 3	at Missouri*	SECN	6 P.M.
Feb. 7	LSU*	SECN	6 P.M.
Feb. 13	at Mississippi State*	SECN	3 P.M.
Feb. 17	TEXAS A&M*	SECN	8 P.M.
Feb. 20	at Vanderbilt*	SECN +	2 P.M.
Feb. 24	at Auburn*	SECN +	7 P.M.
Feb. 27	SOUTH CAROLINA*	TBD	1 P.M.
Mar. 2-6	SEC TOURNAMENT	SECN	TBD

ALL TIMES CENTRAL

* SEC contest

! SEC Tournament

Ole Miss

OLE MISS REBELS

0-1, 0-0 SEC

Head Coach: Yolett McPhee-McCuin

Career: 125-121 (9th Year)

at Ole Miss: 37-58 (4th Year)

VS.



MISSISSIPPI VALLEY DEVILLETES

0-0, 0-0 SWAC

Head Coach: Ashley Walker-Johnson

Career: 53-112 (6th Year)

at MVSU: 14-95 (4th Year)


ON THE AIR



SEC NETWORK

Play-by-Play: Tiffany Greene

Analyst: Steffi Sorenson



OLE MISS IMG NETWORK

Radio: 105.1 FM

Online: OleMissSports.com

Mobile: TuneIn

Play-by-Play: Graham Doty



LIVE STATS

StatBroadcast

STARTING FIVE

- Ole Miss kicks off the 2021-22 campaign off a run to WNIT Final in 2021, returning all five starters and 10 letterwinners from last season's squad.
- The Rebels enter the season picked to finish sixth in the SEC by its coaches, the highest preseason ranking by the coaches since the SEC Coaches Poll began predicting order of finish in 2007-08.
- Four newcomers join the squad in year four of the Yolett McPhee-McCuin era, including three transfers and one freshman. The four guards look to make an immediate impact on the court for the Rebels.
- Shakira Austin** looks to continue the momentum from last season after earning Honorable All-American honors into her senior season. The center continues to garner national acclaim, earning Preseason All-SEC honors.
- Six-time SEC Freshman of the Week **Madison Scott** returns after she became the fourth Rebel to ever win Freshman of the Year, as well as the first since Armintie Price won in 2003-04.

PROJECTED STARTERS



0

SHAKIRA AUSTIN

Center • 6-5 • Senior*
Fredericksburg, Va. • Riverdale Baptist • Maryland

PTS	REB	AST	S	FG%	FT%
5.0	8.0	1.0	0.0	.222	.500



3

LASHONDA MONK

Guard • 5-6 • Graduate
Greensboro, N.C. • Southwest Guilford • ECU

PTS	REB	AST	S	FG%	FT%
2.0	1.0	0.0	2.0	.000	1.000



5

SNUDDA COLLINS

Forward • 6-1 • Sophomore
Brookhaven, Miss. • Brookhaven

PTS	REB	AST	S	FG%	FT%
2.0	1.0	0.0	0.0	.200	.000



15

ANGEL BAKER

Guard • 5-8 • Senior*
Indianapolis, Ind. • Pike • Wright State

PTS	REB	AST	S	FG%	FT%
9.0	5.0	0.0	1.0	.400	1.000



24

MADISON SCOTT

Forward • 6-1 • Sophomore
Indian Head, Md. • Bishop McNamara

PTS	REB	AST	S	FG%	FT%
16.0	8.0	1.0	6.0	.583	1.000

QUICK FACTS

Name	Ole Miss (The University of Mississippi)
Nickname	Rebels
Location	Oxford, Mississippi
Founded	November 6, 1848
Enrollment	21,676
School Colors	Cardinal Red and Navy Blue
Chancellor	Dr. Glenn Boyce
Faculty Representative	Dr. Ron Rychlak
Athletics Director	Keith Carter
Conference	Southeastern (SEC)
Stadium	The Pavilion at Ole Miss
Capacity	9,500
Head Coach	Yolett McPhee-McCuin
Record at Ole Miss	31-58 (4th Season)
Career Record	125-121 (9th season)
2020-21 Record	15-12
SEC Record/Finish	4-10/11th
Postseason	WNIT Final
Letterwinners Returning/Lost	10-2
Starters Returning/Lost	5/0
All-Time Record	853-585 (.594)

MEDIA SERVICES

CREDENTIALS

Please contact the Athletics Communications office for game credentials. Requests for credentials should be emailed to mymarsh1@go.olemiss.edu, and will be limited to working members of the media. Credentials will be held at Will Call located at the media entrance on the Hill Drive side of The Pavilion at Ole Miss. Seating priority will be given to the media that cover Ole Miss basketball on a regular basis. Credentials are non-transferable and unauthorized use is strictly prohibited.

INTERVIEW POLICY

All interview requests - coaches and players - MUST be coordinated through Madeline Marshall in the Athletics Communications office. During the week, head coach Yolett McPhee-McCuin and Rebel players will be available for interview before or after practice unless arranged otherwise. There will be no gameday player interviews until after the game.

POSTGAME INTERVIEWS

Coach McPhee-McCuin will address the media approximately 10 minutes after the game in the media room. Selected players will be brought into the interview room with the head coach. Visiting coach and player interviews will be coordinated through the visiting team's media relations contact.

MEDIA TIMEOUTS

Media timeouts (2:45 in length) will be taken in the following manner:

- One per quarter (First called timeout prior to the 5 min mark or the first deaball at or below the 5 min mark)
- Quarter breaks may be used as media timeout
- First called timeout in the second half becomes a media timeout.
- If it is a free throw situation, the shots will be taken following the timeout per NCAA regulations

NUMERICAL ROSTER

#	NAME	POS.	HT.	YR.-EXP.	HOMETOWN / PREVIOUS SCHOOL
0	Shakira Austin	C	6-5	Sr.*-1L	Fredericksburg, Va. / Maryland
1	Lashonda Monk	G	5-6	Gr.-TR	Greensboro, NC. / ECU
2	Mimi Reid	G	5-8	Sr.*-3L	Bronx, N.Y. / The Patrick School
3	Donnetta Johnson	G	5-11	R-Jr./1L	Queens, N.Y. / Georgia
4	Jaiyah Harris-Smith	G	5-6	Fr./HS	Miami, Fla. /Norland
5	Snudda Collins	F	6-1	So./1L	Brookhaven, Miss. / Brookhaven
10	Destiny Salary	G	6-0	So./1L	Jonesboro, Ark. / Tennessee
11	Iyanla Kitchens	F	6-2	Sr.*-3L	Lithonia, Ga. / Arabia Mountain
12	Jordan Berry	G	5-7	Jr./2L	New Orleans, La. / Mount Carmel Academy
15	Angel Baker	G	5-8	Sr.*-TR	Indianapolis, Ind. / Wright State
22	Aleah Sorrentino	F	6-3	R-Fr/RS	Palm Bay, Fla. / Florida Prep
23	Jacorrhiah Bracey	G	5-10	So./1L	Drew, Miss. / Thomas E. Edwards
24	Madison Scott	F	6-1	So./1L	Indian Head, Md. / Bishop McNamara
25	Tiya Douglas	G	5-10	Jr./1L	Fort Smith, Ark./Trinity Valley CC
32	Caitlin McGee	F	6-1	R-So./1L	Jacksonville, Fla. / Sandalwood
40	Andeija Puckett	C	6-2	Sr.*-1L	Griffin, Ga./Cincinnati

ALPHABETICAL ROSTER

#	NAME	POS.	HT.	YR.-EXP.	HOMETOWN / PREVIOUS SCHOOL
0	Shakira Austin	C	6-5	Sr.*-1L	Fredericksburg, Va. / Maryland
15	Angel Baker	G	5-8	Sr.*-TR	Indianapolis, Ind. / Wright State
12	Jordan Berry	G	5-7	Jr./2L	New Orleans, La. / Mount Carmel Academy
23	Jacorrhiah Bracey	G	5-10	So./1L	Drew, Miss. / Thomas E. Edwards
5	Snudda Collins	F	6-1	So./1L	Brookhaven, Miss. / Brookhaven
25	Tiya Douglas	G	5-10	Jr./1L	Fort Smith, Ark./Trinity Valley CC
4	Jaiyah Harris-Smith	G	5-6	Fr./HS	Miami, Fla. /Norland
3	Donnetta Johnson	G	5-11	R-Jr./1L	Queens, N.Y. / Georgia
11	Iyanla Kitchens	F	6-2	Sr.*-3L	Lithonia, Ga. / Arabia Mountain
32	Caitlin McGee	F	6-1	R-So./1L	Jacksonville, Fla. / Sandalwood
1	Lashonda Monk	G	5-6	Gr.-TR	Greensboro, NC. / ECU
40	Andeija Puckett	C	6-2	Sr.*-1L	Griffin, Ga./Cincinnati
2	Mimi Reid	G	5-8	Sr.*-3L	Bronx, N.Y. / The Patrick School
10	Destiny Salary	G	6-0	So./1L	Jonesboro, Ark. / Tennessee
24	Madison Scott	F	6-1	So./1L	Indian Head, Md. / Bishop McNamara
22	Aleah Sorrentino	F	6-3	R-Fr/RS	Palm Bay, Fla. / Florida Prep

* Has an additional year of eligibility due to the COVID-19 pandemic.

HEAD COACH

Yolett McPhee-McCuin - Fourth Year (Rhode Island, 2004)

Record at Ole Miss: 37-57

Career Record: 125-20

ASSISTANT COACHES

Chris Ayers - Second Year (Florida A&M, 2008)

Armintie Herrington - Sixth Year (Ole Miss, 2007)

Shay Robinson - First Year (UCF, 2007)

GRADUATE ASSISTANT MANAGERS

Kelsey Johnson - Graduate Manager (Bridgewater State, 2016)

BY LOCATION

Arkansas (1)	Douglas, Salary
Florida (2)	Harris-Smith, McGee, Sorrentino
Georgia (3)	Kitchens, Puckett
Indiana (1)	Baker
Louisiana (1)	Berry
Maryland (1)	Scott
Mississippi (2)	Bracey, Collins
New York (2)	Johnson, Reid
North Carolina (1)	Monk
Virginia (1)	Austin

BY CLASS

Seniors (6)	Austin, Baker, Kitchens, Monk, Reid, Puckett
Juniors (3)	Berry, Douglas, Johnson
Sophomores (5)	Bracey, Collins, McGee, Salary, Scott
Freshmen (2)	Harris-Smith, Sorrentino

BY HEIGHT

6-5	Austin
6-3	Sorrentino
6-2	Kitchens, Puckett
6-1	Collins, McGee, Scott
6-0	Salary
5-11	Johnson
5-10	Bracey, Douglas
5-8	Reid, Smith
5-7	Berry
5-6	Harris-Smith, Monk

PRONUNCIATION GUIDE

JACORRIAH Bracey	juh-CORE-ee-uh
SNUDDA Collins	SNUH-duh
TIYA Douglas	TIE-ugh
JAIYAH Harris-Smith	JAY-ugh
IYANLA Kitchens	ee-ON-luh
ANDEIJA Puckett	ann-DAY-zhuh
ALEAH Sorrentino	uh-LEE-uh

YOLETT MCPHEE-MCCUIN yo-LETT mick-FEE mick-CUE-in

ARMINTIE Herrington are-MIN-tee

SUPPORT STAFF

Boe Pearman - Assoc. AD for Women's Basketball (Maryland, 1985)
 Chelsea Wolf - Coordinator of Basketball Operations (Ramapo Coll., 2009)
 Michonné Gamble-Rivers - Coord. of Player Dev. (Rhode Island, 2008)
 Ed Mahan - Coordinator of Video Services (Clemson, 2013)
 Tim Boeni - Strength & Conditioning (Temple, 2010)

OLE MISS STYLE GUIDE

NAME
Ole Miss (preferred)
University of Mississippi
~~Mississippi~~

NICKNAME
Rebels





COLORS
Cardinal Red (PMS 186)
Navy Blue (PMS 2767)



TONY

BROADCAST NOTES

O C 1 G 3 G 3 G 4 G 5 F 10 G 11 F 12 G 15 G 22 F 23 G 24 F 25 G 32 F 40 C		SHAKIRA AUSTIN 6-5 Sr.* Fredericksburg, Va. Maryland	PTS 5.0	REB 8.0	AST 1.0	S 0.0	FG% .222	FT% .500	LAST GAME: 5 pts, 8 reb, 1 ast, 1 blk ... Led the Rebels in rebounds NOTES: First-Team All-SEC in 2021 ... 2021 Lisa Leslie Top-10 ... Career: 60 in double-digits, 27 double-doubles, 39 w/multiple blocks, 35 w/10+ reb. ... 2021 Preseason All-SEC in both coaches and media polls.
		LASHONDA MONK 5-6 Gr. Greensboro, N.C. ECU	PTS 2.0	REB 1.0	AST 0.0	S 2.0	FG% .000	FT% 1.000	LAST GAME: 2 pts, 1 reb, 2 stl NOTES: Graduate transfer from ECU ... Two-time AAC Defensive Player of the Year ... Only player in conference history to win the award twice ... SEC active leader in career steals.
		MIMI REID 5-8 Sr.* Bronx, N.Y. The Patrick School	PTS 12.0	REB 1.0	AST 2.0	S 1.0	FG% 1.000	FT% 1.000	LAST GAME: 12 pts, 1 reb, 2 ast, 1 stl, 1 blk ... Came off the bench ... Went a perfect 3-of-3 from the field NOTES: 71 career starts ... Reg. Season: Led SEC, 14th NCAA in assist/turnover (2.8); 2nd SEC in assists (4.4) ... 37 games with 5+ assists, 4 with 10+ ... SEC top-10 assists last three years.
		DONNETTA JOHNSON 5-11 R Jr. Queens, N.Y. Georgia	PTS --	REB --	AST --	S --	FG% --	FT% --	LAST GAME: DNP NOTES: Started all 27 games last year ... Career-high 25 points at #14 MSU ... vs. ranked teams: 13.3 PPG, .382 FG ... on national TV: 13.3 PPG, .368 FG ... 18 double-digit games, four 20+ games.
		JAIYAH HARRIS-SMITH 5-6 Fr. Miami, Fla. Norland	PTS --	REB --	AST --	S --	FG% --	FT% --	LAST GAME: DNP NOTES: One of two Rebel freshman ... Four-time All-Dade team member ... McDonald's All-American nominee.
		SNUDDA COLLINS Pronunciation: SNUH-duh 6-1 So. Brookhaven, Miss. Brookhaven	PTS 2.0	REB 1.0	AST 0.0	S 0.0	FG% .200	FT% .000	LAST GAME: 2 pts, 1 reb NOTES: SEC All-Freshman ... 2x SEC Fr. of the Week ... Reg. Season: 10th SEC, led SEC freshmen in 3PT (1.9/game); 5th among NCAA freshmen in 3PT shooting (.425) ... 23 pts vs. McNeese most by freshman in debut ... 3+ 3PM in 9 games.
		DESTINY SALARY 6-0 So. Jonesboro, Ark. Tennessee	PTS 2.0	REB 5.0	AST 1.0	S 0.0	FG% .200	FT% .000	LAST GAME: 2 pts, 5 reb, 1 ast NOTES: Transfer from Tennessee ... Appeared in 24 games as a freshman ... Became one of just 45 Lady Vols to score in double-digits in a debut, logging 10 points against Western Kentucky.
		IYANLA KITCHENS Pronunciation: ee-ON-luh 6-2 Sr.* Lithonia, Ga. Arabia Mountain	PTS 0.0	REB 0.0	AST 0.0	S 0.0	FG% .000	FT% .000	LAST GAME: 5 minutes off the bench NOTES: 31 career starts ... Career-high 15 points vs. Arkansas ... First double-double vs. ULM (10 points, 10 rebounds) ... Made three starts as a freshman, all in SEC play.
		JORDAN BERRY 5-7 Fr. New Orleans, La. Mount Carmel Academy	PTS --	REB --	AST --	S --	FG% --	FT% --	LAST GAME: DNP NOTES: Career-highs in rebounds, assists and steals vs. McNeese ... Four-year starter at Mount Carmel Academy; won 2016 state title, 2019 runner-up ... 17.0 PPG, 5.0 RPG, .470 FG her senior year ... Second-Team All-State ... Class Valedictorian.
		ANGEL BAKER 5-8 Sr.* Indianapolis, Ind. Wright State	PTS 9.0	REB 5.0	AST 0.0	S 1.0	FG% .400	FT% 1.000	LAST GAME: 9 pts, 5 reb, 1 stl ... Scored all nine points in the fourth quarter NOTES: Transfer from Wright State ... 2020-21 Horizon League Tournament MVP ... Appeared in 90 games for the Raiders, starting in 56 over her three seasons.
		ALEAH SORRENTINO Pronunciation: TIE-ugh 6-3 R Fr. Palm, Bay, Fla. Florida Prep	PTS 2.0	REB 1.0	AST 0.0	S 0.0	FG% 1.000	FT% .000	LAST GAME: 2 pts, 1 reb NOTES: Redshirted last season ... Joined Ole Miss roster after graduating high school early and reclassifying as a 2020 signee.
		JACORRIAH BRACE Pronunciation: juh-CORE-ee-uh 5-10 So. Drew, Miss. Thomas E. Edwards	PTS 0.0	REB 1.0	AST 1.0	S 0.0	FG% .000	FT% .000	LAST GAME: 1 reb NOTES: Career-high 13 pts vs. #14 Tennessee ... 10.0 PPG in SEC Tourn. ... ESPN five-star recruit (No. 48 overall, No. 11 guard) ... No. 1 recruit in Mississippi ... MS Gatorade Player of the Year ... Naismith HS Watch List ... 31.2 PPG, 6.3 APG in HS.
		MADISON SCOTT 6-1 So. Indian Head, Ind. Bishop McNamara	PTS 16.0	REB 8.0	AST 1.0	S 6.0	FG% .583	FT% 1.000	LAST GAME: 16 pts, 8 reb, 1 ast, 6 stl ... Led the team with 16 points ... Career-high six steals NOTES: SEC Fr. of the Year ... 6x SEC Fr. of the Week ... 16 reb. vs. LSU most by Rebel since 2015 ... 6 double-doubles ... Career-high 17 pts twice ... Led SEC freshmen in scoring & rebounding ... ESPN 5-star (No. 13).
		TIYA DOUGLAS Pronunciation: TIE-ugh 5-10 Jr. Fort Smith, Ark. Trinity	PTS 0.0	REB 0.0	AST 0.0	S 0.0	FG% .000	FT% .000	LAST GAME: 10 min NOTES: Five starts ... Started season 5-5 3PT ... On No. 1 JUCO team that went 32-1 in 2019-20 ... 13.9 PPG, 2.7 RPG, .403 3PT ... NJCAA Honorable Mention All-American ... Tied NJCAA record with 13 threes made (44 points).
		CAITLIN MCGEE 6-1 R So. Jacksonville, Fla. Sandalwood	PTS 0.0	REB 2.0	AST 2.0	S 0.0	FG% .000	FT% .000	LAST GAME: 2 reb, 2 ast ... Career-high two assists NOTES: Career-high 8 rebounds vs. Tulane ... Career-high 13 pts in 16 min. vs. McNeese ... 5+ reb. in 7 games ... Career-high 3 blocks vs. Kentucky ... Early enrollee, redshirted January 2020.
		ANDEIJA PUCKETT 6-2 Sr.* Griffin, Ga. Cincinnati	PTS --	REB --	AST --	S --	FG% --	FT% --	LAST GAME: DNP NOTES: Sat out during the 2020-21 season due to injury.

yolett McPHEE-McCUIN

Head Coach • 4th Season

@YolettMcCuin @yoweezy15



Head coach Yolett McPhee-McCuin enters her fourth season with the Rebels in 2021-22, bringing with her a rejuvenated spirit and energy to the historic Ole Miss women's basketball program.

In the span of just three years, McPhee-McCuin -- a 17-year veteran of the coaching industry more commonly known as Coach Yo -- has turned Ole Miss into an exciting team on the rise. The energy around Oxford is palpable, due in part to Coach Yo's positive attitude and generous spirit with fans and supporters, but also due in large part to a historic 2020-21 campaign that revitalized the fanbase and put the Rebels into the national conversation.

Ole Miss bounced back from an 0-16 SEC season in 2019-20 to a 15-12 (4-10 SEC) campaign in 2020-21 that saw the Rebels come dangerously close to crashing the Big Dance. The Rebels knocked off three top-25 teams in the span of a month -- including a season-sweep of nationally ranked Kentucky and a momentous upset of No. 13 Arkansas in the First Round of the SEC Tournament to mark the first SEC Quarterfinal appearance for Ole Miss since 2010. The Rebels nearly knocked off No. 14 Tennessee in that quarterfinal, which would have marked the first SEC Semifinal appearance since 1993 and likely would have pushed the Rebels into the NCAA Tournament.

The Rebels were on the outside looking in on the Big Dance despite ending the regular season with a NET of 43, five NET top-100 wins, four NET top-50 wins and a brutal final stretch that included going 4-4 in their last eight games against an average NET of 16.8 (with only two games at home). But Coach Yo and Ole Miss took that chip on their shoulder into the WNIT with a fury, advancing all the way to the championship game after playing superb team basketball -- the furthest postseason run in program history regardless of tournament. Ole Miss fell to a dominant Rice squad in that title game, but that could do little to dampen the spirits of a program with its sights set on even higher bars in the years to come.

Much of the success for the Rebels in 2020-21 came in the form of Honorable Mention All-American and First-Team All-SEC member Shakira Austin, who immediately asserted herself as one of the most feared players in the SEC and the nation after transferring to Ole Miss from Maryland in the offseason. Austin was the first First-Team selection for Ole Miss since 2014-15 and ended up on the Lisa Leslie Top-10 list, but she wasn't alone. Ole Miss' highly-touted top-ranked recruiting class from 2019 lived up to the hype in their first season, with Madison Scott earning SEC Freshman of the Year honors and Snudda Collins being named alongside her on the SEC All-Freshman team.

The swift turnaround is even more impressive when taking stock of where the Rebels were when she took over. Coach Yo took the reigns of a Rebel program her first year in 2018-19 that had just four returners and willed it to outperform all the preseason polls that had picked Ole Miss unanimously to finish last. The Rebels improved their SEC win total by two games from the year before, winning three conference contests -- one of which was a thrilling 55-49 win at No. 16 Kentucky on Jan. 13, 2019. The win was the first over a ranked team on the road for Ole Miss since 2011 and the first win in general at UK since 2007.

McPhee-McCuin also mentored graduate transfer Crystal Allen, who in her lone season donning a Rebel jersey became one of the most electrifying players in the SEC. Allen finished the season third in the conference at 18.3 PPG and was named second-team All-SEC -- the first Rebel to earn All-SEC honors since 2014-15.

She followed that up by signing the SEC's top-ranked recruiting class in 2019-20, which included two five-star signees and the first McDonald's All-American in Ole Miss women's basketball history in Madison Scott.

Coach Yo was named the Rebels' ninth head coach on April 4, 2018, the first black female head coach in Ole Miss women's basketball history.

"I am extremely humbled and grateful for the opportunity to be the women's basketball coach at the University of Mississippi," McPhee-McCuin said. "Once I stepped on campus, there was no doubt in my mind that Ole Miss had the potential to be a force to be reckoned with -- not only in the SEC, but nationally as well."

McPhee-McCuin spent the previous five seasons transforming Jacksonville into a perennial power in the Atlantic Sun Conference. During her tenure as head coach, McPhee-McCuin led the Dolphins to a 94-63 record (50-24 in ASUN play) and postseason appearances in each of her last three seasons.

McPhee-McCuin, who has also served as the national team head coach for her native Bahamas, took over a program at Jacksonville that had only won 20 or more games in a season twice in its entire history and proceeded to march the Dolphins to three-straight 20-win campaigns in her final three years.

In 2015-16, McPhee-McCuin and the Dolphins made history, capturing the program's first ASUN Tournament title and NCAA Tournament berth with an upset in the conference championship game over two-time defending champion Florida Gulf Coast. The victory snapped

THE MCPHEE-MCCUIN FILE

HOMETOWN	FREEPORT, BAHAMAS
ALMA MATER	RHODE ISLAND (2004)
CAREER RECORD	125-121 (.510)

YEAR-BY-YEAR RECORD

Year	School	W-L	Conf.	Postseason
2020-21	Ole Miss	15-12	4-10	WNIT
2019-20	Ole Miss	7-23	0-16	--
2018-19	Ole Miss	9-22	3-13	--
2017-18	Jacksonville	24-9	12-2	WNIT
2016-17	Jacksonville	23-9	11-3	WNIT
2015-16	Jacksonville	22-11	11-3	NCAA
2014-15	Jacksonville	12-17	6-8	--
2013-14	Jacksonville	13-17	10-8	--
TOTAL	7 Seasons	125-120	57-63	

COACHING CAREER

Year	School	Position
2019-Pres.	Ole Miss	Head Coach
2014-18	Jacksonville	Head Coach
2011-13	Clemson	Asst. Coach/Recruiting Coord.
2009-10	Pittsburgh	Assistant Coach
2008	Portland	Asst. Coach/Recruiting Coord.
2006-07	Ark.-Pine Bluff	Asst. Coach/Recruiting Coord.
2005	Frank Phillips College (Texas)	Assistant Coach

FGCU's seven-year, 71-game home streak against ASUN opponents and boosted Jacksonville to a 22-11 record.

McPhee-McCuin's team followed that up with two more 20-win seasons and the first two WNIT appearances in JU history in 2016-17 (23-9, 11-3 ASUN) and 2017-18 (24-9, 12-2) with the final season seeing the Dolphins break the school record for single-season wins. In 2016-17, Jacksonville was the lone ASUN program to receive votes in the USA Today Coaches Poll and earned the first WNIT at-large ever given to an ASUN team.

Prior to her time at Jacksonville, McPhee-McCuin was an assistant at Clemson from 2011-13, where she was recognized as one of the top assistants in the nation by National Women's Basketball Insider. While with the Tigers, McPhee-McCuin solidified her reputation as one of the best recruiters in the country, spearheading the No. 16 class in the nation in her final year at Clemson, which included five McDonalds All-America nominees.





Before her stint at Clemson, McPhee-McCuin was on staff at Pittsburgh for two seasons in 2009 and 2010. She was part of a pair of postseason appearances with Panthers, who rose to No. 14 in the national rankings and advanced to a Sweet 16.

Her coaching career also includes stops at Portland, Frank Phillips College and Arkansas-Pine Bluff, where she earned her master's degree in physical education with a perfect 4.0 GPA.

McPhee-McCuin received her bachelor's in business management and administration from Rhode Island in 2004, playing in 56 games over her junior and senior years at URI and helping the Rams advance to the 2003 A-10 title game. She played her first two seasons at Miami-Dade Community College.

In addition to her collegiate coaching duties, McPhee-McCuin has served as the head coach for Bahamian national team since 2013. Her crowning achievement was the first Caribbean Basketball Confederation title for Bahamas in 10 years after a 55-51 win over Jamaica to qualify for the 2016 CentroBasket Championship. The success capped a very successful tournament outing with a perfect 5-0 record, and McPhee-McCuin became the first female coach to win a CBC title.

McPhee-McCuin was the first Bahamian woman to sign a Division I letter of intent to play basketball, becoming a trailblazer in the process for other aspiring athletes from her home country. She is the first Bahamian woman to coach at a Division I program, and was the first black female head coach at Jacksonville.

McPhee-McCuin is also part of two Halls of Fame across both her playing and coaching career. In 2016, she was inducted into the Bahamian Athletic Hall of Fame alongside Buddy Hield (of the NBA's Sacramento Kings) and Jonquel Jones (of the WNBA's Connecticut Sun). In 2013, she was inducted into the New England Basketball Hall of Fame and

was one of 10 recipients of the Pathfinder Award for their distinguished achievement outside of New England.

An active member of the coaching community, McPhee-McCuin is a member of the "So You Want to be a Coach" program through the WBCA, and she holds membership in the Women of Color Association. In 2013, McPhee-McCuin joined the Center of Coaching Excellence's yearly class.

Throughout her coaching career, McPhee-McCuin has had a large impact in every community in which she has coached. She developed a foundation in the Bahamas called Back2Basics, which helps the development of children through education and athletics. Additionally, she was involved in numerous community service projects at her other coaching stops.

In addition to the growth she has facilitated on the court throughout her career, McPhee-McCuin and her staff have instilled an importance on community

engagement both through service and via dialogue with fans and supporters.

Coach Yo also puts an emphasis on teaching, developing and inspiring through character-building and leadership development, as best evidenced by her trademark motto #NoCeilings, which serves as a rallying cry both within the program and to those familiar with her in the basketball community. Her point of emphasis with #NoCeilings is to preach a way of life, especially to young women, about living without limits to what can be achieved both on the court and in life.

Born April 30, 1982, the former Yolett McPhee and her husband, Kelly McCuin, have two daughters: Yasmine and Yuri.



SERIES NOTES vs. MISSISSIPPI VALLEY STATE

Series History

Ole Miss leads the series against the Devilettes 18-2, taking the last 12 against MVSU. The Rebels have never dropped a contest in Oxford against MVSU.

The two programs last squared off last season in Oxford, where Ole Miss ran away with the win 86-46. Shakira Austin led the squad with 19 points, shooting 8-of-11 from the field and adding five blocks. Two other Rebels finished in double-figures as Madison Scott tallied 17 points, and 8 boards, while Donnetta Johnson added 14 points.

First Meeting

- 11/22/77 - UM, 86-67 - at Oxford

Last Meeting

- 12/12/20 - UM, 86-46 - at Oxford

By the numbers

At Oxford: Ole Miss leads 15-0

At Itta Bena: Tied 2-2

At Neutral Sites: Ole Miss leads 1-0

Longest UM Streak: 10 (1984-present)

Longest MVS Streak: 1 (1978; 1981)

Biggest UM Win: 53 (11/16/14 - at Oxford)

Biggest MVS Win: 3 (2/11/78 - at Itta Bena)

Most UM Points: 97 (11/13/15 - at Oxford)

Most MVS Points: 70 (2/6/81 - at Itta Bena)

Last 10 Meetings: Ole Miss leads 10-0

SCOUTING THE DEVILETTES

MVSU begins the 2021-22 campaign coming off of a 4-16 season last year, and going 2-13 in SWAC play.

Ashley Walker-Johnson begins her fifth year in Itta Bena with an overall record of 14-95.

FINAL 2020-21 REGULAR SEASON SEC STANDINGS

School	SEC	Pct.	All	Pct.
Texas A&M	13-1	.929	22-1	.957
South Carolina	14-2	.875	19-4	.826
Tennessee	9-4	.692	15-6	.714
Georgia	10-5	.667	18-5	.783
Arkansas	9-6	.600	19-7	.731
Kentucky	9-6	.600	16-7	.696
Alabama	8-8	.500	15-8	.652
LSU	6-8	.429	8-12	.400
Mississippi State	5-7	.417	10-8	.556
Missouri	5-9	.357	9-10	.474
Ole Miss	4-10	.286	10-10	.500
Florida	3-11	.214	10-12	.455
Vanderbilt	0-3	.000	4-4	.500
Auburn	0-15	.000	5-18	.217

AGAINST THE SWAC

Ole Miss is 84-7 all-time against opponents from the SWAC. This is the first of two meetings against teams from the SWAC this season, as the Rebels are also set to face off against Jackson State on Nov. 23.

LAST TIME OUT

In their first season opener against a team coming off of an NCAA Tournament appearance since 2007, the Rebels were unable to fend off the hot shooting Belmont Bruins falling 62-50 Thursday night at the SJB Pavilion.

Madison Scott carried the Rebels with 16 points, while Mimi Reid was perfect off the bench going 3-of-3 from the field and 6-of-6 from the line to finish with 12 points.

WE'VE GOT A THIEF!

Against the Bruins, Madison Scott was aggressive defensively finishing with a career-high six steals. This marked the most steals by a Rebel in a single-game since November of 2019 when Valerie Nesbit tallied six against Pitt.

FOCUSED FROM THE LINE

Mid-way through the first week of the season, Ole Miss ranks first in the SEC in free throw percentage at .923 from the charity stripe. The Rebels shot 12-of-13 from the line Thursday night, their highest percentage with 10 or more attempts since making 15-of-16 against Florida in the SEC Tournament in 2019.

GROCERY LIST COMPLETE

Yolett McPhee-McCuin and Co. made sure to check everything off their list this off-season, scouring the transfer portal to bring in three new Rebel guards to Oxford. Bringing in more NCAA Tournament experience to the court, all three look to make a strong impact on the hardwood.


ANGEL BAKER - SR.*- WRIGHT STATE

- Two-time First-Team All Horizon League.
- 2021 Horizon League Tournament MVP.
- Dropped 26 points in the win in First Round of the NCAA Tournament against No. 4 Arkansas.
- Grabbed 12 boards against the Razorbacks for her second double-double of the year.
- Drained 43 3's in 2020-21, shooting 35.2% from beyond the arc.

LASHONDA MONK - GR. - ECU

- Two-time AAC Defensive Player of the Year, the first player in conference history to win the award multiple times.
- Four-time All-AAC honoree.

STATS STACK UP



50.0	◀ POINTS PER GAME ▶	55.6
32.2	FG% ▶	37.3
00.0	3FG% ▶	29.2
92.3	◀ FT% ▶	61.0
37.0	◀ REBOUNDS PER GAME ▶	34.9
8.0	ASSISTS PER GAME ▶	8.9
2.0	◀ BLOCKS PER GAME ▶	1.3
10.0	STEALS PER GAME ▶	5.9
62.0	◀ SCORING DEFENSE ▶	71.4
39.3	◀ FG% DEFENSE ▶	44.2
34.8	3FG% DEFENSE ▶	32.9
-2.0	◀ REBOUND MARGIN ▶	-2.7
0.5	◀ AST-TO RATIO ▶	0.6

PRESEASON NODS AND SEASON HONORS

SHAKIRA AUSTIN

- Preseason All-SEC First Team - Coaches
- Preseason All-SEC First Team - Media
- Wade Award Watch List
- Wooden Award Preseason Top-50 Watch List
- Naismith Award Watch List
- Lisa Leslie Award Preseason Watch List

- Set the ECU single-season steals record with 125 in 2019-20.
- Enters the SEC as the active career leader in steals.

DESTINY SALARY - SO. - TENNESSEE

- Reached the Second Round of the NCAA Tournament with the Lady Vols last season.
- Appeared in 24 games as a freshman.
- Became one of just 45 Lady Vols to score in double-digits in a debut, logging 10 points against Western Kentucky.
- No. 57 player and a four-star prospect by ESPN out of Jonesboro High School.

NOT A TYPO

Shakira Austin had herself quite the Tuesday on November 9, earning herself a spot on three national award watchlists by the time lunch rolled around. The center found herself on the Wade Trophy Watch List, The John R. Wooden Award Watch List and the Naismith Watch List as one of the top players in women's college basketball.

Austin recently also earned a spot on the Lisa Leslie Watch List, awarded to the best center in women's college basketball at the end of the season.

HIGH RESULTS, HIGH EXPECTATIONS

With all five starters from last season returning, the coaches through SEC recognized the potential of this year's Rebs, picking them to finish sixth in the SEC in the preseason coaches poll.

Sixth is the highest preseason ranking by the coaches since the SEC Coaches Poll began predicting order of finish in 2007-08, and the best overall since being picked fifth in the 2005-06 media poll.

HOME SWEET HOME (REGULAR SEASON)

Category	Home	Road	Change
Scoring	50.0	--	--
Scoring Defense	62.0	--	--
Scoring Margin	-12.0	--	--
FG%	.322	--	--
3PT%	.000	--	--
FT%	.923	--	--
Opp. FG%	.393	--	--
Opp. 3PT%	.348	--	--
Rebounds	37.0	--	--
Reb. Margin	-2.0	--	--
Assists	8.0	--	--
Steals	10.0	--	--
Blocks	2.0	--	--
Turnovers	17.0	--	--
Turnovers Forced	17.0	--	--

Ole Miss was also picked to finish eighth in the SEC Preseason Media Poll, its best in that poll since 2015-16.

Austin also earned herself Preseason All-SEC honors in both polls, adding to her collection of preseason acclaim.

POSTSEASON RUN FOR THE REBS

Ole Miss rebounded from an 0-16 SEC season in 2019-20 in demonstrative fashion, putting the SEC on notice with an exciting 2020-21 season that saw the Rebels advance to the WNIT final -- the furthest postseason run in program history. Ole Miss ultimately fell to Rice in the title game, 71-58, but still made a lot of noise along the way in head coach Yolett McPhee-McCuin's fourth season in Oxford.

WNIT Team Notes

- Advanced to the WNIT Semifinal and Final for the first time in school history
 - First NCAA or WNIT semifinal or final in school history
 - Outscored opponents +7.2 per game
 - Shot 39.5 percent from the field
 - Defense allowed just 56.6 PPG and .179 clip from beyond the arc
 - Defense averaged 19.2 turnovers
 - Out-rebounded opponents +9.0
 - 16.4 free throws made per game
 - 6.0 blocks per game
 - Shakira Austin: All-Tournament and All-Memphis Regional
 - Donnetta Johnson: All-Memphis Regional Team
- #### WNIT Individual Notes
- Shakira Austin: 20.4 PPG, 10.4 RPG, 2.4 BPG, 1.2 APG, 1.2 SPG, .514 FG, .833 FT
 - Donnetta Johnson: 10.4 PPG, 5.4 RPG, 1.6 APG, .365 FG
 - Madison Scott: 9.4 PPG, 8.0 RPG, 1.6 BPG, .447 FG
 - Mimi Reid: 5.4 PPG, 3.2 RPG, 4.6 APG

BRUTAL FINAL STRETCH

Ole Miss came up short of its first NCAA Tournament berth since 2007 after putting together a strong resume, particularly down the stretch in February. The Rebels ended with a NET of 43 and a strength of schedule of 82, which included a 4-8 record against the NET Top-50, a 3-6 record against ranked teams and a 5-6 record against current NCAA Tournament teams. Over their last eight games prior to the WNIT, the Rebels were 4-4 against an average NET of 16.8 (only two games at home), and over a brutal stretch of the last five games Ole Miss was 2-3 vs. an average NET of 13.4 (only one game at home).

REBEL WINS VS. AP TOP-10 (29)

Date	Opp.	OM Rank	Score
01-21-16	#9 Kentucky	NR	73-65
01-24-10	#8 Georgia	NR	66-65
03-25-07	#9 Oklahoma	NR	90-82
03-20-07	#6 Maryland	NR	89-78
01-11-07	#5 LSU	NR	77-74
02-14-05	#7 Rutgers	NR	67-57
02-04-96	#3 Tennessee	20	78-72
01-24-96	#5 Vanderbilt	23	72-53
03-06-93	#5 Auburn	NR	69-55
03-26-92	#9 Penn State	5	75-72
01-18-92	#2 Tennessee	10	80-78 (OT)
03-17-90	#5 UNLV	NR	66-62
01-20-90	#5 Georgia	NR	68-65
03-04-89	#8 Georgia	12	78-69
12-12-88	#10 Texas	6	88-67
02-04-87	#9 LSU	7	84-67
01-31-87	#3 Tennessee	8	69-65
03-20-86	#7 Auburn	11	56-55 (OT)
02-05-86	#10 Tennessee	8	68-54
02-13-85	#9 Auburn	8	66-65
02-15-84	#6 Tennessee	7	67-65
02-11-84	#9 LSU	8	79-65
01-14-84	#6 LSU	9	78-77
01-12-80	#2 Stephen F. Austin	NR	79-68
12-14-78	#5 Stephen F. Austin	18	71-66
02-25-78	#5 Delta State	NR	73-72
01-28-77	#1 Delta State	NR	73-72
01-18-77	#8 Mississippi College	NR	82-81
12-03-76	#6 Mercer	NR	91-53

EXCITEMENT BREWING IN OXFORD

Ole Miss captured imaginations during its spectacular late season run in 2020-21, ending with its first winning season in four years at 15-12 amid a slew of impressive team accomplishments along the way.

- Furthest postseason run in school history (WNIT Runners-Up, lost to Rice in title game)
- Went from 0-16 in SEC play in 2019-20 to

OLE MISS IN WINS VS. LOSSES (REGULAR SEASON)

Category	Wins	Losses	Change
Scoring	--	50.0	--
Scoring Defense	--	62.0	--
Scoring Margin	--	-12.0	--
FG%	--	.322	--
3PT%	--	.000	--
FT%	--	.923	--
Opp. FG%	--	.393	--
Opp. 3PT%	--	.348	--
Rebounds	--	37.0	--
Reb. Margin	--	-2.0	--
Assists	--	8.0	--
Steals	--	6.0	--
Blocks	--	2.0	--
Turnovers	--	17.0	--
Turnovers Forced	--	17.0	--

AP TOP-25 • PRESEASON

Rank	Team (1st-Place)	W-L	Points	Last
1	South Carolina (14)	0-0	705	--
2	UConn (10)	0-0	696	--
3	Stanford (5)	0-0	682	--
4	Maryland	0-0	632	--
5	NC State	0-0	589	--
6	Louisville	0-0	575	--
7	Baylor	0-0	522	--
8	Indiana	0-0	521	--
9	Iowa	0-0	513	--
10	Oregon	0-0	479	--
11	Michigan	0-0	403	--
12	Iowa State	0-0	376	--
13	Kentucky	0-0	368	--
14	Oregon State	0-0	273	--
15	Tennessee	0-0	244	--
16	Florida State	0-0	231	--
17	Ohio State	0-0	197	--
	Georgia Tech	0-0	197	--
19	West Virginia	0-0	192	--
20	UCLA	0-0	175	--
21	South Florida	0-0	146	--
22	Arizona	0-0	135	--
23	Texas A&M	0-0	123	--
24	Virginia Tech	0-0	98	--
25	Texas	0-0	79	--

Others receiving votes: Georgia 65, Michigan State 63, Florida Gulf Coast 43, Missouri State 18, South Dakota 13, LSU 10, Arkansas 10, Washington State 9, Oklahoma State 8, Notre Dame 8, DePaul 6, Belmont 5, Oklahoma 3, South Dakota State 1

USA TODAY/WBCA COACHES TOP-25 • PRESEASON

Rank	Team (1st-Place)	W-L	Points	Last
1	South Carolina (13)	0-0	768	--
2	UConn (6)	0-0	763	--
	Stanford (13)	0-0	763	--
4	NC State	0-0	670	--
5	Maryland	0-0	661	--
6	Louisville	0-0	642	--
7	Indiana	0-0	558	--
8	Baylor	0-0	495	--
9	Oregon	0-0	475	--
10	Michigan	0-0	470	--
11	Iowa	0-0	440	--
12	Tennessee	0-0	346	--
13	Kentucky	0-0	322	--
14	UCLA	0-0	311	--
15	Arizona	0-0	277	--
16	Iowa State	0-0	258	--
17	Texas A&M	0-0	251	--
18	Oregon State	0-0	224	--
19	Georgia	0-0	197	--
20	Georgia Tech	0-0	192	--
21	Texas	0-0	180	--
22	South Florida	0-0	169	--
23	West Virginia	0-0	165	--
24	Florida State	0-0	157	--
25	Ohio State	0-0	128	--

Others receiving votes: Missouri State 112, Gonzaga 59, Virginia Tech 56, Florida Gulf Coast 54, Arkansas 53, Michigan State 28, Rutgers 17, Stephen F. Austin 16, South Dakota State 13, Washington State 13, LSU 13, Northwestern 13, BYU 11, North Carolina 11, UCF 8, Colorado 8, DePaul 5, Ole Miss 5, Belmont 4, Oklahoma 4, Delaware 4, South Dakota 3, Notre Dame 3, Houston 2, Seton Hall 1, Virginia 1, IUPUI 1

first SEC Quarterfinal appearance since 2010 last season (and nearly beat Tennessee for first semifinal appearance since 1993)

- Largest win increase (+8) at Ole Miss since 1990-91 – 1991-92 (+9); went 7-23 in 2019-20
- Beat three top-25 teams in a month; season sweep of Kentucky, beat No. 13 Arkansas in First Round of SEC Tournament (nearly beat No. 14 Tennessee in Quarterfinal)
- Ended regular season with NET of 43, five top-100 wins, four top-50 wins and a 4-4 stretch in their last eight games against an average NET of 16.8
- Most All-SEC selections since 1991-92

WHO'S BACK FOR 2021-22?

- Five starters, 10 letterwinners
- Shakira Austin: Media Preseason All-SEC, Coaches Preseason First-Team All-SEC, Preseason Lisa Leslie Award Watch List
- Austin in 2020-21: WBCA Honorable Mention All-America, First Team All-SEC, WNIT All-Tournament, Lisa Leslie Award Top-10 List, Gillom Trophy Winner (best player in Mississippi)
- Madison Scott: 2020-21 SEC Freshman of the Year (first at Ole Miss since Arminie Price in 2003-04)
- Snudda Collins: 2020-21 SEC All-Freshman team

WHAT'S BACK FOR 2021-22?

- Points: 1,645 of 1,878 (87.6%) – Shakira Austin accounted for 503 of 1,878 (26.8%)
- Rebounds: 964 of 1,060 (90.9%)
- Assists: 291 of 384 (75.8%)
- Steals: 193 of 240 (80.4%)
- Blocks: 102 of 103 (99.0%) – Shakira Austin accounted for 48 of 103 (46.6%)
- 3-Pointers: 95 of 104 (91.3%) – Snudda Collins accounted for 43 of 95 (45.3%)

vs. RANKED TEAMS IN 2020-21

- Record: 3-6
- 64.6 PPG / 68.0 PPG allowed
- .409 FG / .394 FG allowed
- .298 3PT / .313 3PT allowed
- .748 FT
- +2.3 rebounding
- Shakira Austin: 18.1 PPG, 9.8 RPG, .513 FG
- Donnetta Johnson: 13.3 PPG, 4.4 RPG, .382 FG
- Madison Scott: 7.3 PPG, 5.9 RPG, .432 FG

ON NATIONAL TV IN 2020-21

- Record: 4-5
- 64.9 PPG / 63.3 PPG allowed
- .420 FG / .376 FG allowed
- .325 3PT / .344 3PT allowed
- .786 FT
- +1.8 rebounding
- Shakira Austin: 16.9 PPG, 8.7 RPG, .486 FG

GAMES WITH 20+ ASSISTS (SINCE 1995)

Season	Total Games	20+ Assists
2020-21	27	5
2019-20	30	3
2018-19	31	5
2017-18	31	3
2016-17	31	5
2015-16	30	4
2014-15	33	1
2013-14	32	3
2012-13	29	1
2011-12	30	3
2010-11	29	1
2009-10	32	6
2008-09	33	6
2007-08	29	4
2006-07	35	3
2005-06	31	1
2004-05	29	2
2003-04	31	3
2002-03	28	1
2001-02	28	4
2000-01	30	2
1999-00	28	3
1998-99	28	2
1997-98	31	1
1996-97	27	4
1995-96	29	5

TIME LED LAST REGULAR SEASON (BY PERCENTAGE)

Opponent	Led	Trailed	Tied	% Led
Belmont	0:00	38:41	1:19	0.0%
TOTAL	0:00	38:41	1:19	0.0%
SEC TOTAL	--	--	--	--

- Donnetta Johnson: 13.3 PPG, 4.1 RPG, .368 FG
- Valerie Nesbitt: 8.3 PPG, 3.1 APG, .462 FG
- Madison Scott: 7.4 PPG, 5.9 RPG, .447 FG

PROOF OF CONCEPT

A strong turnaround season for Ole Miss was rewarded thusly by the SEC coaches, with three Rebels earning all-conference honors following the conclusion of the regular season: Shakira Austin (First-Team All-SEC), Madison Scott (Freshman

2021-22 SEC PRESEASON POLL

COACHES

Rank Team

1	South Carolina
2	Texas A&M
3	Tennessee
4	Georgia
5	Kentucky
6	Ole Miss
7	Arkansas
8	LSU
9	Mississippi State
10	Missouri
11	Florida
12	Alabama
13	Auburn
14	Vanderbilt

MEDIA

Rank Team

1	South Carolina
2	Tennessee
3	Texas A&M
4	Kentucky
5	Georgia
6	Arkansas
7	LSU
8	Ole Miss
9	Mississippi State
10	Alabama
11	Missouri
12	Florida
13	Auburn
14	Vanderbilt

2021-22 SEC PRESEASON TEAMS

COACHES

Player of the Year

Rhyne Howard, Kentucky

First Team All-SEC

Lavender Briggs, Florida
Rhyne Howard, Kentucky
Khayla Pointer, LSU
Shakira Austin, Ole Miss
Rickeya Jackson, Mississippi State
Aliyah Boston, South Carolina
Zia Cooke, South Carolina
Rae Burrell, Tennessee

Second Team All-SEC

Amber Ramirez, Arkansas
Kiara Smith, Florida
Que Morrison, Georgia
Jenna Staiti, Georgia
Aijha Blackwell, Missouri
Destanni Henderson, South Carolina
Tamari Key, Tennessee
Jordan Nixon, Texas A&M
Kayla Wells, Texas A&M

MEDIA

Player of the Year

Rhyne Howard, Kentucky

Preseason All-SEC

Rhyne Howard, Kentucky
Khayla Pointer, LSU
Shakira Austin, Ole Miss
Aliyah Boston, South Carolina
Zia Cooke, South Carolina

SEC STANDINGS

	CONF	OVERALL	HOME	ROAD	NEUTRAL	PF	PA	STRK
Texas A&M	0-0	2-0	2-0	0-0	0-0	179	86	W2
South Carolina	0-0	2-0	0-0	1-0	1-0	138	98	W2
Tennessee	0-0	2-0	1-0	1-0	0-0	108	90	W2
Georgia	0-0	1-0	1-0	0-0	0-0	97	45	W1
Kentucky	0-0	2-0	2-0	0-0	0-0	179	109	W2
Arkansas	0-0	2-0	2-0	0-0	0-0	181	86	W2
Alabama	0-0	1-0	1-0	0-0	0-0	109	32	W1
LSU	0-0	1-0	1-0	0-0	0-0	82	40	W1
Mississippi State	0-0	2-0	2-0	0-0	0-0	167	133	W2
Missouri	0-0	1-0	1-0	0-0	0-0	76	70	W1
Ole Miss	0-0	0-1	0-1	0-0	0-0	50	62	L-1
Florida	0-0	1-1	1-0	0-0	0-1	154	157	L-1
Auburn	0-0	0-1	0-1	0-0	0-0	66	68	L-1
Vanderbilt*	0-0	1-0	1-0	0-0	0-0	75	59	W1

*Standings of 11/12

SEC WEEKLY HONORS

of the Year, All-Freshman) and Snudda Collins (All-Freshman). The three total team selections (All-SEC, All-Freshman) are the most by a Rebel squad since 1992, and trail only the 1988 team's five members and the 1990 team's four members since the All-Freshman team began in 1987.

Shakira Austin

- First-Team All-SEC (first Rebel since Tia Faleru in 2014-15)
- WBCA Honorable Mention All-America
- First Gillom Trophy winner in Ole Miss history (best player in Mississippi)
- Lisa Leslie Award Top-10 List member
- WNIT All-Tournament and All-Memphis Regional
- 18.6 points, 9.1 rebounds, 1.8 blocks, 1.6 steals, 1.3 assists and shot 51.9 percent overall and 75.9 from the free throw line
- 13 double-doubles, 13 games with 20+ points
- First Rebel to score 20 or more in four straight games since 2009-10 (Bianca Thomas), doing so in a stretch from Dec. 15 to Jan. 7
- First Rebel to record five straight double-doubles since All-American Arminie Price in 2006-07, doing so from Jan. 31 to Feb. 21
- Nearly averaged a double-double vs. ranked opponents at 18.1 points and 9.8 rebounds while shooting .513 in nine such contests
- Averaged 15.6 points, 8.3 rebounds and shot .476 on national TV
- Ended season as only active SEC player with 1,000 career points (1,171), 700 career rebounds (787) and 150 career blocks (178)

Madison Scott

- SEC Freshman of the Year
- SEC All-Freshman

Six-time SEC Freshman of the Week, one of three six-time winners in SEC history

- Led SEC freshmen in rebounding, averaging 7.1 boards per game
- Seven double-doubles

Snudda Collins

- SEC All-Freshman
- Two-time SEC Freshman of the Week
- Dropped a career-high 23 points in her collegiate debut against McNeese, draining five threes -- the most points by any Rebel in their freshman debut
- Nine games with three or more made threes
- Led all SEC freshman in the regular season at .425 from beyond the arc (fifth nationally)
- Led Ole Miss in threes per game (1.6)

OLE MISS EARNS PROGRAM WIN NO. 850

The Rebel win vs. Samford in the First Round of the WNIT marked the 850th win in program history. All-time, Ole Miss is currently 852-583 (.594) in 46 years of NCAA Division I competition. Entering the 2020-21 season, only 44 programs have eclipsed the 850-win threshold.

SEASON. SWEEP

The Rebels shocked the Wildcats for a second time in the month of February, taking down a ranked Kentucky squad yet again to complete the season sweep with a 73-69 victory on Feb. 28. The sweep was the first for Ole Miss over Kentucky in program history, and it helped improve Coach Yo's record over the Wildcats to 3-1 -- with all three of those wins coming while Kentucky was ranked.

In those two games, Ole Miss:

- Out-scored UK by a +8.0 margin

BY THE NUMBERS

- Overall 0-1
- SEC Games 0-0
- SEC Tournament Games. 0-0
- Streak (Last 10) 5-5
- Home Overall (SEC) 0-1 (0-0)
- Road Overall (SEC) 0-0 (0-0)
- Neutral Games (SEC) 0-0 (0-0)
- Day Games (SEC) 0-0 (0-0)
- Night Games (SEC) 0-1 (0-0)
- November Games 0-1
- December Games 0-0
- January Games 0-0
- February Games 0-0
- March Games 0-0
- Monday Games 0-0
- Tuesday Games 0-0
- Wednesday Games 0-0
- Thursday Games 0-1
- Friday Games. 0-0
- Saturday Games 0-0
- Sunday Games. 0-0
- Overtime Games 0-0
- Television Games. 0-0
- SECN+ Games. 0-1
- vs. Ranked Opponents. 0-0

REBELS' RECORD WHEN...

- Leading at the half 0-0
- Tied at the half 0-0
- Behind at the half 0-1
- Scores 90 points or more 0-0
- Scores 80-89 points 0-0
- Scores 70-79 points 0-0
- Scores less than 70 points 0-1
- Out-rebounds opponent 0-0
- Out-rebounded by opponent 0-1
- Ties opponents in rebounds 0-0
- Shoots 50 percent or better 0-0
- Shoots between 40-49 percent. 0-0
- Shoots under 40 percent 0-1
- Shoots 30 percent or better from 3-pt. 0-0
- Shoots under 30 percent from 3-pt. 0-1
- Shoots 70 percent or better from FT line 0-1
- Shoots 60-69 percent from FT line 0-0
- Shoots under 60 percent from FT line. 0-0
- Opp. shoots 50 percent or better 0-0
- Opp. shoots 40-49 percent 0-0
- Opp. shoots under 40 percent. 0-1
- Opp. shoots 30 percent or better from 3-pt. 0-1
- Opp. shoots under 30 percent from 3-pt. 0-0
- Commits 15 turnovers or more 0-1
- Commits less than 15 turnovers 0-0
- Forces 15 turnovers or more 0-1
- Forces less than 15 turnovers. 0-0
- Has less (or same) turnovers than opp. 0-1
- Has more turnovers than opponent 0-0

- Out-rebounded UK by a +8.0 margin
- Shot .459, held UK to .326
- Shot .429 from 3PT, held UK to .256
- Shakira Austin: 21.5 PPG, 12.0 RPG, .517 FG
- Donnetta Johnson: 13.0 PPG, .478 FG
- Madison Scott: 10.5 PPG, 9.0 RPG, .455 FG

AIN'T WASTING TIME NO MORE

The new crop of Rebels on the floor for Ole Miss last year wasted no time in establishing their presence, scoring a combined 78.3 percent of all scoring last season (1470 of 1878).

vs. McNeese State: 88 of 99 (88.9 percent)
vs. Kansas: 56 of 70 (80.0 percent)
vs. Alcorn State: 77 of 104 (74.0 percent)
vs. MVSU: 66 of 86 (76.7 percent)
vs. Jackson St.: 65 of 89 (73.0 percent)
at George Mason: 53 of 64 (82.8 percent)
vs. LSU: 51 of 69 (73.9 percent)
vs. Auburn: 43 of 62 (69.4 percent)
at #14 MSU: 38 of 56 (67.9 percent)
vs. Mizzou: 74 of 77 (96.1 percent)
at Georgia: 36 of 57 (63.2 percent)
vs. Florida: 39 of 68 (57.4 percent)
at #20 Tenn.: 53 of 67 (79.1 percent)
at LSU: 49 of 66 (74.2 percent)
vs. #14 Kentucky: 49 of 72 (68.1 percent)
at Alabama: 53 of 67 (79.1 percent)
at #18 Arkansas: 50 of 74 (67.6 percent)
vs. #5 Texas A&M: 39 of 55 (70.9 percent)
at #5 South Carolina: 31 of 43 (72.1 percent)
at #17 Kentucky: 64 of 73 (87.7 percent)
vs. #13 Arkansas: 60 of 69 (87 percent)
vs. #14 Tennessee: 63 of 72 (87.5 percent)
vs. Samford: 58 of 64 (90.6 percent)
vs. Tulane: 60 of 72 (83.3 percent)
vs. Colorado: 51 of 65 (78.5 percent)
vs. UNI: 53 of 60 (88.3 percent)
vs. Rice: 51 of 58 (87.9 percent)

Furthermore, the quartet of Shakira Austin (503 points), Donnetta Johnson (324 points), Madison Scott (230 points) and Snudda Collins (179 points) together accounted for 65.8 percent of all season scoring last year.

AUSTIN NAMED TO LISA LESLIE TOP-10 LIST

Rebel junior and reigning SEC Player of the Week Shakira Austin earned national attention after making the first cutoff list for the Lisa Leslie Award on their Top-10 list, released on Feb. 5, but missed the final top-five released in early March. Austin joined South Carolina's Aliyah Boston -- the 2020 winner -- as the lone SEC representatives on the Top-10 list.

RARIFIED COMPANY

Ole Miss freshman and SEC Freshman of the Year

SUPERLATIVES

BIGGEST OLE MISS LEAD:

--

BIGGEST OLE MISS DEFICIT:

16, vs. Belmont (11-11-21)

BIGGEST OLE MISS LEAD IN A LOSS:

--

BIGGEST OLE MISS DEFICIT IN A WIN:

--

BIGGEST OLE MISS HALFTIME LEAD:

--

BIGGEST OLE MISS HALFTIME DEFICIT:

13, vs. Belmont (11-11-21)

BEST OLE MISS 1ST HALF FG%:

32.1, vs. Belmont (11-11-21)

WORST OLE MISS 1ST HALF FG%:

32.1, vs. Belmont (11-11-21)

BEST OLE MISS 2ND HALF FG%:

32.3, vs. Belmont (11-11-21)

WORST OLE MISS 2ND HALF FG%:

32.3, vs. Belmont (11-11-21)

MOST POINTS BY OLE MISS IN 1ST HALF:

24, vs. Belmont (11-11-21)

FEWEST POINTS BY OLE MISS IN 1ST HALF:

24, vs. Belmont (11-11-21)

MOST POINTS BY OPPONENT IN 1ST HALF:

37, vs. Belmont (11-11-21)

FEWEST POINTS BY OPPONENT IN 1ST HALF:

37, vs. Belmont (11-11-21)

MOST POINTS BY OLE MISS IN 2ND HALF:

26, vs. Belmont (11-11-21)

FEWEST POINTS BY OLE MISS IN 2ND HALF:

26, vs. Belmont (11-11-21)

MOST POINTS BY OPPONENT IN 2ND HALF:

25, vs. Belmont (11-11-21)

FEWEST POINTS BY OPPONENT IN 2ND HALF:

25, vs. Belmont (11-11-21)

BIGGEST HALFTIME LEAD BLOWN:

--

BIGGEST HALFTIME DEFICIT ERASED:

--

BIGGEST MARGIN OF VICTORY:

--

BIGGEST LEAD BLOWN TO LOSE (AT ANY POINT IN A GAME):

--

BIGGEST DEFICIT OVERCOME TO WIN (AT ANY POINT IN A GAME):

--

BIGGEST MARGIN OF DEFEAT:

12, vs. Belmont (11-11-21)

GAME-BY-GAME STARTING LINEUPS

Opponent	Date	Result	PG	G	G/F	G/F	F/C	Lineup	Record
Belmont	11/11	L, 50-62	Monk	Bracey	Collins	Scott	Austin	#1	0-1
MVSU									
Lamar									
La. Tech									
Jackson State									
vs. SDSU									
vs. Cal/Furman									
New Orleans									
at Cincinnati									
at Hofstra									
Samford									
vs. Texas Tech									
vs. South Florida									
Arkansas									
at South Carolina									
at Florida									
Tennessee									
Alabama									
Mississippi State									
at Texas A&M									
at Kentucky									
Georgia									
at Missouri									
LSU									
at Mississippi State									
Texas A&M									
at Vanderbilt									
at Auburn									
South Carolina									

REBEL STARTING/GAMES PLAYED HISTORY

CAREER STARTS			CAREER GAMES PLAYED		
Name	Season	Career	Name	Season	Career
Shakira Austin	1	74	Shakira Austin	1	94
Jordan Berry	0	0	Angel Baker	1	91
Jacorriah Bracey	1	1	Jordan Berry	0	7
Snudda Collins	1	16	Jacorriah Bracey	1	25
Tiya Douglas	0	5	Snudda Collins	1	28
Donnetta Johnson	0	35	Tiya Douglas	1	26
Iyanla Kitchens	0	31	Donnetta Johnson	0	54
Lashonda Monk	1	90	Iyanla Kitchens	1	82
Caitlin McGee	0	0	Lashonda Monk	1	113
Andeija Puckett	0	1	Caitlin McGee	1	25
Mimi Reid	0	71	Andeija Puckett	0	52
Madison Scott	1	21	Mimi Reid	1	85
Aleah Sorrentino	0	0	Destiny Salary	1	25
			Madison Scott	1	25
			Aleah Sorrentino	1	1

GAME LEADERS

POINTS

Scott - 1

REBOUNDS

Austin - 1

ASSISTS

Reid - 1

McGee - 1

20-PT GAMES

DOUBLE-DIGITS

Reid - 1

Scott - 1

DOUBLE-DIGIT REBS

DOUBLE-DIGIT ASSTS

DOUBLE-DOUBLES

SEC TEAM RANKINGS • (NOV. 12)

CATEGORY	OLE MISS	RANK
FT Percentage	.923	1st
Steals	10.0	T-6th
Defensive Rebounds	25.0	T-10th
Turnover Margin	0.0	10th
Rebounding Offense	37.0	T-11th
FG Defense	.393	11th
3PT Defense	.348	11th
Offensive Rebounds	12.0	11th
Scoring Defense	62.0	T-12th
Blocked Shots	2.0	T-12th
Scoring Offense	50.0	12th
Rebounding Defense	39.0	12th
Assists	8.0	T-13th
Rebounding Margin	-2.0	T-13th
Defensive Reb. Pct.	.694	13th
Offensive Reb. Pct.	.300	13th
Scoring Margin	-12.0	14th
3PT Percentage	.000	14th
Assist/Turnover Ratio	0.47	14th
FG Percentage	.322	14th
3PT Made	0.0	14th

GAME-BY-GAME SPECIALTY STATS (OLE MISS/OPPONENT)

Opponent	Date	Result	Paint	Off TO	2nd Chance	FB	Bench
Belmont	Nov. 11	L, 62-50	28/24	8/17	10/9	2/8	25/12
MVSU							
Lamar							
La. Tech							
Jackson State							
vs. SDSU							
vs. Cal/Furman							
vs. New Orleans							
at Cincinnati							
at Hofstra							
Samford							
vs. Texas Tech							
vs. South Florida							
Arkansas							
South Carolina							
at Florida							
Tennessee							
Alabama							
Mississippi State							
at Texas A&M							
at Kentucky							
Georgia							
at Missouri							
LSU							
at Mississippi State							
Texas A&M							
at Vanderbilt							
at Auburn							
South Carolina							

Madison Scott's sixth SEC Freshman of the Week honor put her into a special group of three players in SEC history to have won the honor at least six times.

Rhyn Howard, Kentucky (2019) – 8 *
 Sophie Cunningham, Missouri (2016) – 6 *
 Madison Scott, Ole Miss (2021) – 6 *
 Candace Parker, Tennessee (2006) – 5 *
 Angie Bjorklund, Tennessee (2008) – 5 *
 C'eira Ricketts, Arkansas (2009) – 5 *
 Jasmine James, Georgia (2010) – 5
 Danielle Ballard, LSU (2013) – 5
 Alaina Coates, South Carolina (2014) – 5 *
 A'ja Wilson, South Carolina (2015) – 5 *
 Jordan Lewis, Alabama (2017) – 5
 Aliyah Boston, South Carolina (2020) – 5 *

* = Won SEC Freshman of the Year

SEC INDIVIDUAL RANKINGS (TOP-10) • (FINAL, MAR. 1)

Mimi Reid

T-1. FT Percentage (1.000)

Madison Scott

1. Steals (6.0)

T-9. Offensive Rebounds (4.0)

Shakira Austin

T-8. Defensive Rebounds (6.0)

Lashonda Monk

T-10. Steals (2.0)

SEC-ONLY RANKINGS (TOP-50) • (FINAL, MAR. 1)

GAME-BY-GAME LEAD/DEFICIT

Opponent	Date	Result	Largest Lead	Largest Deficit	Time Led	Time Trailed	Time Tied
Belmont	Nov. 11	L, 62-50	0	16 (9:49, 2Q)	0:00	38:41	1:19
MVSU							
Lamar							
La. Tech							
Jackson State							
vs. SDSU							
vs. Cal/Furman							
New Orleans							
at Cincinnati							
at Hofstra							
Samford							
vs. Texas Tech							
vs. South Florida							
Arkansas							
at South Carolina							
at Florida							
Tennessee							
Alabama							
Mississippi State							
at Texas A&M							
at Kentucky							
Georgia							
at Missouri							
LSU							
at Mississippi State							
Texas A&M							
at Vanderbilt							
at Auburn							

OVERALL STATS

Game Records

Record	Overall	Home	Away	Neutral
ALL GAMES	0-1	0-1	0-0	0-0
CONFERENCE	0-0	0-0	0-0	0-0
NON-CONFERENCE	0-1	0-1	0-0	0-0

Score by Periods

Team	1st	2nd	3rd	4th	OT	TOT
Ole Miss	3	21	12	14	0	50
Opponents	16	21	15	10	0	62

Team Box Score

No.	Player				Total		3-Point		F-Throw		Rebounds													
		GP-GS	MIN	AVG	FG-FGA	FG%	3FG-3FGA	3FG%	FT-FTA	FT%	OFF	DEF	TOT	AVG	PF	DQ	A	TO	BLK	STL	PTS	AVG		
24	SCOTT, Madison	1-1	32:12	32.2	7-12	.583	0-0	.000	2-2	1.000	4	4	8	8.0	5	1	1	4	0	6	16	16.0		
2	REID, Mimi	1-0	25:45	25.8	3-3	1.000	0-0	.000	6-6	1.000	0	1	1	1.0	1	0	2	1	1	1	12	12.0		
15	BAKER, Angel	1-0	14:54	14.9	4-10	.400	0-0	.000	1-1	1.000	1	4	5	5.0	0	0	0	1	0	1	9	9.0		
0	AUSTIN, Shakira	1-1	23:16	23.3	2-9	.222	0-2	.000	1-2	.500	2	6	8	8.0	4	0	1	3	1	0	5	5.0		
22	SORRENTINO, Aleah	1-0	02:18	2.3	1-1	1.000	0-0	.000	0-0	.000	1	0	1	1.0	1	0	0	0	0	0	2	2.0		
10	SALARY, Destiny	1-0	21:23	21.4	1-5	.200	0-0	.000	0-0	.000	1	4	5	5.0	3	0	1	2	0	0	2	2.0		
1	MONK, Lashonda	1-1	18:26	18.4	0-7	.000	0-0	.000	2-2	1.000	0	1	1	1.0	1	0	0	2	0	2	2	2.0		
5	COLLINS, Snudda	1-1	20:01	20.0	1-5	.200	0-2	.000	0-0	.000	0	1	1	1.0	0	0	0	0	0	0	2	2.0		
11	KITCHENS, Iyanla	1-0	04:35	4.6	0-0	.000	0-0	.000	0-0	.000	0	0	0	0.0	1	0	0	0	0	0	0	0.0		
32	MCGEE, Caitlin	1-0	12:01	12.0	0-2	.000	0-1	.000	0-0	.000	1	1	2	2.0	0	0	2	2	0	0	0	0.0		
23	BRACEY, Jacorriah	1-1	14:57	14.9	0-4	.000	0-0	.000	0-0	.000	0	1	1	1.0	2	0	1	1	0	0	0	0.0		
25	DOUGLAS, Tiya	1-0	10:12	10.2	0-1	.000	0-0	.000	0-0	.000	0	0	0	0.0	1	0	0	1	0	0	0	0.0		
Team											2	2	4											
Total		1	200		19-59	.322	0-5	.000	12-13	.923	12	25	37	37.0	19	1	8	17	2	10	50	50.0		
Opponents		1	200		22-56	.393	8-23	.348	10-12	.833	11	28	39	39.0	19	0	17	17	0	9	62	62.0		

Team Statistics

	OM	OPP
Scoring	50	62
Points per game	50.0	62.0
Scoring margin	-12.0	-
Field goals-att	19-59	22-56
Field goal pct	.322	.393
3 point fg-att	0-5	8-23
3-point FG pct	.000	.348
3-pt FG made per game	0.0	8.0
Free throws-att	12-13	10-12
Free throw pct	.923	.833
F-Throws made per game	12.0	10.0
Rebounds	37	39
Rebounds per game	37.0	39.0
Rebounding margin	-2.0	-
Assists	8	17
Assists per game	8.0	17.0
Turnovers	17	17
Turnovers per game	17.0	17.0
Turnover margin	0.0	-
Assist/turnover ratio	0.5	1.0
Steals	10	9
Steals per game	10.0	9.0
Blocks	2	0
Blocks per game	2.0	0.0
Winning streak	0	-
Home win streak	0	-
Attendance	1688	0
Home games-Avg/Game	1-1688	0-0
Neutral site-Avg/Game	-	0-0

Team Results

Date	Opponent		Score	Att.
11/11/2021	Belmont	L	50-62	1688

CONFERENCE

NON-CONFERENCE

Game Records

Record	Overall	Home	Away	Neutral
ALL GAMES	0-1	0-1	0-0	0-0
CONFERENCE	0-0	0-0	0-0	0-0
NON-CONFERENCE	0-1	0-1	0-0	0-0

Score by Periods

Team	1st	2nd	3rd	4th	OT	TOT
Ole Miss	3	21	12	14	0	50
Opponents	16	21	15	10	0	62

Team Box Score

No. Player					Total		3-Point		F-Throw		Rebounds														
		GP-GS	MIN	AVG	FG-FGA	FG%	3FG-3FGA	3FG%	FT-FTA	FT%	OFF	DEF	TOT	AVG	PF	DQ	A	TO	BLK	STL	PTS	AVG			
24	SCOTT, Madison	1-1	32:12	32.2	7-12	.583	0-0	.000	2-2	1.000	4	4	8	8.0	5	1	1	4	0	6	16	16.0			
2	REID, Mimi	1-0	25:45	25.8	3-3	1.000	0-0	.000	6-6	1.000	0	1	1	1.0	1	0	2	1	1	1	12	12.0			
15	BAKER, Angel	1-0	14:54	14.9	4-10	.400	0-0	.000	1-1	1.000	1	4	5	5.0	0	0	0	1	0	1	9	9.0			
0	AUSTIN, Shakira	1-1	23:16	23.3	2-9	.222	0-2	.000	1-2	.500	2	6	8	8.0	4	0	1	3	1	0	5	5.0			
22	SORRENTINO, Aleah	1-0	02:18	2.3	1-1	1.000	0-0	.000	0-0	.000	1	0	1	1.0	1	0	0	0	0	0	2	2.0			
10	SALARY, Destiny	1-0	21:23	21.4	1-5	.200	0-0	.000	0-0	.000	1	4	5	5.0	3	0	1	2	0	0	2	2.0			
1	MONK, Lashonda	1-1	18:26	18.4	0-7	.000	0-0	.000	2-2	1.000	0	1	1	1.0	1	0	0	2	0	2	2	2.0			
5	COLLINS, Snudda	1-1	20:01	20.0	1-5	.200	0-2	.000	0-0	.000	0	1	1	1.0	0	0	0	0	0	0	2	2.0			
11	KITCHENS, Iyanla	1-0	04:35	4.6	0-0	.000	0-0	.000	0-0	.000	0	0	0	0.0	1	0	0	0	0	0	0	0.0			
32	MCGEE, Caitlin	1-0	12:01	12.0	0-2	.000	0-1	.000	0-0	.000	1	1	2	2.0	0	0	2	2	0	0	0	0.0			
23	BRACEY, Jacorriah	1-1	14:57	14.9	0-4	.000	0-0	.000	0-0	.000	0	1	1	1.0	2	0	1	1	0	0	0	0.0			
25	DOUGLAS, Tiya	1-0	10:12	10.2	0-1	.000	0-0	.000	0-0	.000	0	0	0	0.0	1	0	0	1	0	0	0	0.0			
Team											2	2	4												
Total		1	200		19-59	.322	0-5	.000	12-13	.923	12	25	37	37.0	19	1	8	17	2	10	50	50.0			
Opponents		1	200		22-56	.393	8-23	.348	10-12	.833	11	28	39	39.0	19	0	17	17	0	9	62	62.0			

HOME STATS

Game Records

Record	Overall	Home	Away	Neutral
ALL GAMES	0-1	0-1	0-0	0-0
CONFERENCE	0-0	0-0	0-0	0-0
NON-CONFERENCE	0-1	0-1	0-0	0-0

Score by Periods

Team	1st	2nd	3rd	4th	OT	TOT
Ole Miss	3	21	12	14	0	50
Opponents	16	21	15	10	0	62

Team Box Score

No. Player					Total		3-Point		F-Throw		Rebounds											
		GP-GS	MIN	AVG	FG-FGA	FG%	3FG-3FGA	3FG%	FT-FTA	FT%	OFF	DEF	TOT	AVG	PF	DQ	A	TO	BLK	STL	PTS	AVG
24	SCOTT, Madison	1-1	32:12	32.2	7-12	.583	0-0	.000	2-2	1.000	4	4	8	8.0	5	1	1	4	0	6	16	16.0
2	REID, Mimi	1-0	25:45	25.8	3-3	1.000	0-0	.000	6-6	1.000	0	1	1	1.0	1	0	2	1	1	1	12	12.0
15	BAKER, Angel	1-0	14:54	14.9	4-10	.400	0-0	.000	1-1	1.000	1	4	5	5.0	0	0	0	1	0	1	9	9.0
0	AUSTIN, Shakira	1-1	23:16	23.3	2-9	.222	0-2	.000	1-2	.500	2	6	8	8.0	4	0	1	3	1	0	5	5.0
22	SORRENTINO, Aleah	1-0	02:18	2.3	1-1	1.000	0-0	.000	0-0	.000	1	0	1	1.0	1	0	0	0	0	0	2	2.0
10	SALARY, Destiny	1-0	21:23	21.4	1-5	.200	0-0	.000	0-0	.000	1	4	5	5.0	3	0	1	2	0	0	2	2.0
1	MONK, Lashonda	1-1	18:26	18.4	0-7	.000	0-0	.000	2-2	1.000	0	1	1	1.0	1	0	0	2	0	2	2	2.0
5	COLLINS, Snudda	1-1	20:01	20.0	1-5	.200	0-2	.000	0-0	.000	0	1	1	1.0	0	0	0	0	0	0	2	2.0
11	KITCHENS, Iyanla	1-0	04:35	4.6	0-0	.000	0-0	.000	0-0	.000	0	0	0	0.0	1	0	0	0	0	0	0	0.0
32	MCGEE, Caitlin	1-0	12:01	12.0	0-2	.000	0-1	.000	0-0	.000	1	1	2	2.0	0	0	2	2	0	0	0	0.0
23	BRACEY, Jacorriah	1-1	14:57	14.9	0-4	.000	0-0	.000	0-0	.000	0	1	1	1.0	2	0	1	1	0	0	0	0.0
25	DOUGLAS, Tiya	1-0	10:12	10.2	0-1	.000	0-0	.000	0-0	.000	0	0	0	0.0	1	0	0	1	0	0	0	0.0
Team											2	2	4									
Total		1	200		19-59	.322	0-5	.000	12-13	.923	12	25	37	37.0	19	1	8	17	2	10	50	50.0
Opponents		1	200		22-56	.393	8-23	.348	10-12	.833	11	28	39	39.0	19	0	17	17	0	9	62	62.0

AWAY STATS

IN WINS

IN LOSSES

Game Records

Record	Overall	Home	Away	Neutral
ALL GAMES	0-1	0-1	0-0	0-0
CONFERENCE	0-0	0-0	0-0	0-0
NON-CONFERENCE	0-1	0-1	0-0	0-0

Score by Periods

Team	1st	2nd	3rd	4th	OT	TOT
Ole Miss	3	21	12	14	0	50
Opponents	16	21	15	10	0	62

Team Box Score

No. Player					Total		3-Point		F-Throw		Rebounds														
		GP-GS	MIN	AVG	FG-FGA	FG%	3FG-3FGA	3FG%	FT-FTA	FT%	OFF	DEF	TOT	AVG	PF	DQ	A	TO	BLK	STL	PTS	AVG			
24	SCOTT, Madison	1-1	32:12	32.2	7-12	.583	0-0	.000	2-2	1.000	4	4	8	8.0	5	1	1	4	0	6	16	16.0			
2	REID, Mimi	1-0	25:45	25.8	3-3	1.000	0-0	.000	6-6	1.000	0	1	1	1.0	1	0	2	1	1	1	12	12.0			
15	BAKER, Angel	1-0	14:54	14.9	4-10	.400	0-0	.000	1-1	1.000	1	4	5	5.0	0	0	0	1	0	1	9	9.0			
0	AUSTIN, Shakira	1-1	23:16	23.3	2-9	.222	0-2	.000	1-2	.500	2	6	8	8.0	4	0	1	3	1	0	5	5.0			
22	SORRENTINO, Aleah	1-0	02:18	2.3	1-1	1.000	0-0	.000	0-0	.000	1	0	1	1.0	1	0	0	0	0	0	2	2.0			
10	SALARY, Destiny	1-0	21:23	21.4	1-5	.200	0-0	.000	0-0	.000	1	4	5	5.0	3	0	1	2	0	0	2	2.0			
1	MONK, Lashonda	1-1	18:26	18.4	0-7	.000	0-0	.000	2-2	1.000	0	1	1	1.0	1	0	0	2	0	2	2	2.0			
5	COLLINS, Snudda	1-1	20:01	20.0	1-5	.200	0-2	.000	0-0	.000	0	1	1	1.0	0	0	0	0	0	0	2	2.0			
11	KITCHENS, Iyanla	1-0	04:35	4.6	0-0	.000	0-0	.000	0-0	.000	0	0	0	0.0	1	0	0	0	0	0	0	0.0			
32	MCGEE, Caitlin	1-0	12:01	12.0	0-2	.000	0-1	.000	0-0	.000	1	1	2	2.0	0	0	2	2	0	0	0	0.0			
23	BRACEY, Jacorriah	1-1	14:57	14.9	0-4	.000	0-0	.000	0-0	.000	0	1	1	1.0	2	0	1	1	0	0	0	0.0			
25	DOUGLAS, Tiya	1-0	10:12	10.2	0-1	.000	0-0	.000	0-0	.000	0	0	0	0.0	1	0	0	1	0	0	0	0.0			
Team											2	2	4												
Total		1	200		19-59	.322	0-5	.000	12-13	.923	12	25	37	37.0	19	1	8	17	2	10	50	50.0			
Opponents		1	200		22-56	.393	8-23	.348	10-12	.833	11	28	39	39.0	19	0	17	17	0	9	62	62.0			

TEAM GAME-BY-GAME

			Total		3-Pointers		Free throws		Rebounds											
Opponent	Date	Score		FG-FGA	PCT	3FG-3FGA	PCT	FT-FTA	PCT	OFF	DEF	TOT	AVG	PF	A	TO	BLK	STL	PTS	AVG
Belmont	11/11/2021	50-62	L	19-59	.322	0-5	.000	12-13	.923	12	25	37	37.0	19	8	17	2	10	50	50.0
Total		50		19-59	.322	0-5	.000	12-13	.923	12	25	37	37.0	19	8	17	2	10	50	50.0
Opponents		62		22-56	.393	8-23	.348	10-12	.833	11	28	39	39.0	19	17	17	0	9	62	62.0

Ole Miss Averages

Games Played	Points/game	FG Pct	3FG Pct	FT Pct	Rebounds/game	Assists/game	Turnovers/game	Assist/Turnover ratio	Steals/game	Blocks/game
1	50.0	32.2	0.0	92.3	37.0	8.0	17.0	0.5	10.0	2.0

SEASON/CAREER STATS

Summary

Player	Season Statistics										Career Statistics									
	GP-GS	MIN/G	FG%	3FG%	FT%	R/G	A/G	STL	BLK	PTS/G	GP-GS	MIN/G	FG%	3FG%	FT%	R/G	A/G	STL	BLK	PTS/G
AUSTIN, Shakira	1-1	23.3	.222	.000	.500	8.0	1.0	0	1	5.0	28-27	28.7	.512	.158	.756	9.0	1.3	43	49	18.1
BAKER, Angel	1-0	14.9	.400	.000	1.000	5.0	0.0	1	0	9.0	1-0	14.9	.400	.000	1.000	5.0	0.0	1	0	9.0
BRACEY, Jacorriah	1-1	14.9	.000	.000	.000	1.0	1.0	0	0	0.0	25-1	12.0	.321	.333	.682	1.4	0.4	10	0	3.1
COLLINS, Snudda	1-1	20.0	.200	.000	.000	1.0	0.0	0	0	2.0	28-16	22.4	.326	.371	.600	2.3	0.4	19	10	6.5
DOUGLAS, Tiya	1-0	10.2	.000	.000	.000	0.0	0.0	0	0	0.0	27-5	14.0	.370	.304	.000	1.1	0.3	14	1	2.7
KITCHENS, Iyanla	1-0	4.6	.000	.000	.000	0.0	0.0	0	0	0.0	82-31	13.4	.504	.000	.638	2.4	0.2	25	17	2.2
MC GEE, Caitlin	1-0	12.0	.000	.000	.000	2.0	2.0	0	0	0.0	25-0	12.5	.431	.273	.609	3.3	0.6	5	9	2.9
MONK, Lashonda	1-1	18.4	.000	.000	1.000	1.0	0.0	2	0	2.0	1-1	18.4	.000	.000	1.000	1.0	0.0	2	0	2.0
REID, Mimi	1-0	25.8	1.000	.000	1.000	1.0	2.0	1	1	12.0	87-71	29.1	.388	.321	.682	2.7	4.3	94	7	6.0
SALARY, Destiny	1-0	21.4	.200	.000	.000	5.0	1.0	0	0	2.0	1-0	21.4	.200	.000	.000	5.0	1.0	0	0	2.0
SCOTT, Madison	1-1	32.2	.583	.000	1.000	8.0	1.0	6	0	16.0	25-21	24.9	.543	.000	.680	7.2	1.0	27	23	9.8
SORRENTINO, Aleah	1-0	2.3	1.000	.000	.000	1.0	0.0	0	0	2.0	1-0	2.3	1.000	.000	.000	1.0	0.0	0	0	2.0

Scoring

Player	Season Statistics								Career Statistics							
	FG-FGA	FG%	3FG-3FGA	3FG%	FT-FTA	FT%	PTS	PTS/G	FG-FGA	FG%	3FG-3FGA	3FG%	FT-FTA	FT%	PTS	PTS/G
AUSTIN, Shakira	2-9	.222	0-2	.000	1-2	.500	5	5.0	189-369	.512	3-19	.158	127-168	.756	508	18.1
BAKER, Angel	4-10	.400	0-0	.000	1-1	1.000	9	9.0	4-10	.400	0-0	.000	1-1	1.000	9	9.0
BRACEY, Jacorriah	0-4	.000	0-0	.000	0-0	.000	0	0.0	27-84	.321	9-27	.333	15-22	.682	78	3.1
COLLINS, Snudda	1-5	.200	0-2	.000	0-0	.000	2	2.0	63-193	.326	43-116	.371	12-20	.600	181	6.5
DOUGLAS, Tiya	0-1	.000	0-0	.000	0-0	.000	0	0.0	30-81	.370	14-46	.304	0-4	.000	74	2.7
KITCHENS, Iyanla	0-0	.000	0-0	.000	0-0	.000	0	0.0	68-135	.504	0-1	.000	44-69	.638	180	2.2
MC GEE, Caitlin	0-2	.000	0-1	.000	0-0	.000	0	0.0	28-65	.431	3-11	.273	14-23	.609	73	2.9
MONK, Lashonda	0-7	.000	0-0	.000	2-2	1.000	2	2.0	0-7	.000	0-0	.000	2-2	1.000	2	2.0
REID, Mimi	3-3	1.000	0-0	.000	6-6	1.000	12	12.0	163-420	.388	36-112	.321	163-239	.682	525	6.0
SALARY, Destiny	1-5	.200	0-0	.000	0-0	.000	2	2.0	1-5	.200	0-0	.000	0-0	.000	2	2.0
SCOTT, Madison	7-12	.583	0-0	.000	2-2	1.000	16	16.0	89-164	.543	0-0	.000	68-100	.680	246	9.8
SORRENTINO, Aleah	1-1	1.000	0-0	.000	0-0	.000	2	2.0	1-1	1.000	0-0	.000	0-0	.000	2	2.0

Totals

Player	Season Statistics									Career Statistics								
	O-REB	D-REB	TOTAL	PF	FO	A	TO	A/TO		O-REB	D-REB	TOTAL	PF	FO	A	TO	A/TO	
AUSTIN, Shakira	2	6	8	4	0	1	3	0.3		62	191	253	65	1	36	95	0.4	
BAKER, Angel	1	4	5	0	0	0	1	0.0		1	4	5	0	0	0	1	0.0	
BRACEY, Jacorriah	0	1	1	2	0	1	1	1.0		11	25	36	29	0	10	23	0.4	
COLLINS, Snudda	0	1	1	0	0	0	0	0.0		12	52	64	58	0	12	19	0.6	
DOUGLAS, Tiya	0	0	0	1	0	0	1	0.0		22	9	31	33	0	7	13	0.5	
KITCHENS, Iyanla	0	0	0	1	0	0	0	0.0		83	117	200	203	6	13	85	0.2	
MC GEE, Caitlin	1	1	2	0	0	2	2	1.0		31	52	83	32	0	14	22	0.6	
MONK, Lashonda	0	1	1	1	0	0	2	0.0		0	1	1	1	0	0	2	0.0	
REID, Mimi	0	1	1	1	0	2	1	2.0		42	195	237	193	6	373	241	1.5	
SALARY, Destiny	1	4	5	3	0	1	2	0.5		1	4	5	3	0	1	2	0.5	
SCOTT, Madison	4	4	8	5	1	1	4	0.3		69	110	179	66	1	26	37	0.7	
SORRENTINO, Aleah	1	0	1	1	0	0	0	0.0		1	0	1	1	0	0	0	0.0	

THE LAST TIME

AN OLE MISS TEAM...

Scored 100+ points at home 104, vs. Alcorn State (Dec. 8, 2020)
 Scored 100+ points on the road 110, vs. Delaware State (Nov. 18, 2017, Neutral)
 Scored 100+ points and lost Never Happened
 Scored 110+ points 110, vs. Delaware State (Nov. 18, 2017, Neutral)
 Won an overtime game 69-66, vs. Georgia Southern (Dec. 16, 2019)
 Lost an overtime game 75-66, at LSU (Jan. 31, 2021)
 Won a double overtime game 78-75, vs. Florida (Jan. 7, 2018)
 Lost a double overtime game 64-57, at Hawai'i (Nov. 27, 2010)
 Played a triple overtime game W, 102-101 (3OT) at LSU (Feb. 7, 2010)
 Played a four-overtime game L, 81-86 vs. Arkansas State (Dec. 7, 2001)
 Won an NCAA Tournament game 90-82, vs. Oklahoma (Mar. 25, 2007)
 Won a WNIT game 60-50, vs. UNI (Mar. 26, 2021)
 Won an SEC Tournament game 69-60, at #13 Arkansas (Jan. 24, 2021)
 Made 40+ field goals 40, vs. Alcorn State (Dec. 8, 2020)
 Made 50+ field goals 51, vs. Missouri-St. Louis (Jan. 10, 1983)
 Made 10+ three-point field goals 12, at Tennessee (Feb. 27, 2020)
 Had 20+ rebound margin 20, vs. Alcorn State (Nov. 29, 2019)
 Had 25+ rebound margin 34, vs. Savannah State (Dec. 8, 2018)
 Had 30+ rebound margin 34, vs. Savannah State (Dec. 8, 2018)
 Had 50+ rebounds 51 vs. Jackson State (Dec. 15, 2020)
 Had 60+ rebounds 62, vs. Savannah State (Dec. 8, 2018)
 Had 70+ rebounds 70, vs. Mississippi University for Women (Jan. 26, 1979)
 Had three players with 10+ rebounds Robertson (10), Lewis (10), Thomas (10) at Sam Houston State (Nov. 17, 2009)
 Attempted 30+ free throws 30, vs. Tulane (March 20, 2021)
 Attempted 35+ free throws 42, vs. Jackson State (Dec. 15, 2020)
 Attempted 40+ free throws 42, vs. Jackson State (Dec. 15, 2020)
 Attempted 45+ free throws 46, at Rice (Nov. 17, 2006)
 Attempted 50+ free throws 50, vs. Mississippi University for Women (Jan. 24, 1976)
 Made 25+ free throws 25, vs. Tulane (March 20, 2021)
 Made 30+ free throws 34, at UAB (Nov. 12, 2006)
 Made 35+ free throws 36, vs. Mississippi University for Women (Jan. 24, 1976)
 Had 25+ assists 26, vs. vs. Alcorn State (Dec. 8, 2020)
 Had 30+ assists 31, vs. Winston-Salem State (Dec. 20, 2009)
 Had 35+ assists 35, vs. Mississippi State (Feb. 16, 1985)
 Had 25+ turnovers 28, at LSU (Jan. 31, 2021)
 Had 35+ turnovers 36, at No. 6 Kentucky (Feb. 2, 2012)
 Forced 25+ turnovers 29, vs. Jackson State (Dec. 15, 2020)
 Forced 30+ turnovers 30, vs. Sam Houston State (Nov. 26, 2019)
 Forced 35+ turnovers 40, vs. Mississippi Valley (Dec. 28, 2016)
 Forced 45+ turnovers 46, vs. Mississippi Valley State (Nov. 16, 2014)
 Had 15+ steals 15, at LSU (Jan. 31, 2021)
 Had 20+ steals 24, vs. Mississippi Valley (Dec. 28, 2016)
 Had 25+ steals 25, vs. Alabama (Mar. 1, 2007)
 Blocked 5+ shots 5, vs. Tulane (March 20, 2021)
 Blocked 10+ shots 12, vs. UNI (Mar. 26, 2021)
 Scored 50 points or less 50, vs. Belmont (Nov. 11, 2021)
 Scored 40 points or less 32, vs. #1 South Carolina (Jan. 30, 2020)
 Scored 50 or fewer and won 48-43, vs. Florida (Feb. 28, 2018)
 Beat a ranked team 69-60, at #13 Arkansas (March 4, 2021) (SEC Tournament)
 Beat a ranked team on the road 73-69, at #17 Kentucky (Feb. 28, 2021)
 Kept every player on a team out of double figures vs. Mississippi Valley (Dec. 28, 2016)
 Had all five starters score in double figures vs. Louisiana (Dec. 12, 2018)
 Had five+ players score in double figures 6, vs. Alcorn State (Dec. 8, 2020)
 Had no players score in double figures vs. No. 6 Tennessee (Feb. 12, 2015)
 Overcame a 10-point+ halftime deficit to win 12, vs. Middle Tennessee (Nov. 29, 2017)
 Overcame a 15-point+ halftime deficit to win 16, vs. Vanderbilt (Jan. 2, 2011)

AN OLE MISS PLAYER...

Scored 20+ points 25, Shakira Austin vs. Rice (March 28, 2021)
 Scored 30+ points 30, Deja Cage vs. Louisiana Tech (Nov. 23, 2019)
 Scored 40+ points 42, Bianca Thomas vs. LSU (Jan. 17, 2010)
 Attempted 15+ field goals 25, Shakira Austin vs. Rice (Mar. 28, 2021)
 Attempted 20+ field goals 25, Shakira Austin vs. Rice (Mar. 28, 2021)
 Attempted 25+ field goals 25, Shakira Austin vs. Rice (Mar. 28, 2021)
 Recorded a double-double Madison Scott (14 p., 11 reb.) vs. UNI (Mar. 26, 2021)
 Recorded a triple-double Kayla Melson, 11 pts., 11 rbs. & 11 ast. vs. SE La. (Nov. 13, 2009)
 Had 10+ assists 10, Mimi Reid, vs. LSU (Jan. 4, 2021)
 Had 15+ assists 15, Kim Bullard vs. Middle Tennessee (Dec. 21, 1985)
 Had 5+ blocks 5, Shakira Austin vs. Rice (Mar. 28, 2021)
 Had 8+ blocks 8, Dominique Banks vs. Georgia Southern (Dec. 16, 2019)
 Had 10+ blocks 10, Promise Taylor at #14 Texas A&M (Feb. 8, 2018)
 Had 5+ steals 6, Madison Scott vs. Belmont (Nov. 11, 2021)

Had 8+ steals 8, Valerie Nesbitt vs. Louisiana Tech (Nov. 23, 2019)
 Had 10+ steals 12, Armentie Price vs. Illinois (Dec. 2, 2006)
 Had 15+ rebounds 16, Madison Scott at LSU (Jan. 31, 2021)
 Had 20+ rebounds 20, Armentie Price at Mississippi State (Jan. 26, 2006)
 Made 15+ field goals 17, Jennifer Gillom vs. Memphis (Dec. 10, 1985)
 Made 10+ free throws 14, Shakira Austin vs. Tulane (March 20, 2021)
 Made 15+ free throws 15, Tia Faleru at Kentucky (Feb. 13, 2014)
 Attempted 10+ free throws 12, Shakira Austin at #17 Kentucky (Feb. 28, 2021)
 Attempted 15+ free throws 17, Shakira Austin vs. Tulane (March 20, 2021)
 Attempted 20+ free throws 23, Tia Faleru at Kentucky (Feb. 13, 2014)
 Made 25 straight free throws 47, Crystal Allen, 2018-19 season
 Made 45 straight free throws 47, Crystal Allen, 2018-19 season
 Made 5+ three-pointers 5, Snudda Collins, vs. McNeese State (Nov. 30, 2020)
 Made 8+ three-pointers 9, Crystal Allen vs. North Florida (Dec. 28, 2018)
 Made 10+ three-pointers 10, Torri Lewis vs. New Orleans (Dec. 14, 2015)
 Attempted 10+ three-pointers 12, Deja Cage vs. #9 MSU (March 1, 2020)
 Attempted 15+ three-pointers 16, Crystal Allen at Vanderbilt (Jan. 24, 2019)
 Had 10+ offensive rebounds 11, Tia Faleru vs. Southern (Nov. 20, 2014)
 Had 10+ defensive rebounds 13, Shakira Austin at #13 Arkansas (March 4, 2021)
 Had 20+ points and 20+ rebounds Armentie Price, 22 points & 20 rebounds at Miss. State (Jan. 26, 2006)
 Had a double-double in two straight games Shakira Austin vs. Samford (March 19, 2021), vs. Tulane (March 20, 2021)
 Had a double-double in three straight games Shakira Austin vs. Colorado (March 23, 2021), vs. Samford (March 19, 2021)
 Had a double-double in four straight games and vs. Tulane (March 20, 2021)
 Had a double-double in five straight games Shakira Austin vs. #5 Texas A&M (Feb. 21, 2021), at #18 Arkansas (Feb. 19, 2021)
 Had a double-double in seven straight games at Alabama (Feb. 11, 2021), and vs. #14 Kentucky (Feb. 4, 2021)
 Had 10+ double-doubles in a season 13, Shakira Austin, 2020-21 season
 Shot 100% from the floor (min. 5) Madison Scott (5-5), vs. McNeese St. (Nov. 30, 2020)
 Played 40 minutes Mimi Reid (40) vs. LSU (Jan. 4, 2021)
 Played more than 40 minutes Alston (49), Muhammad (41) vs. Florida (Jan. 7, 2018)
 Fouled out Madison Scott, vs. Belmont (Nov. 5, 2021)

AN OLE MISS OPPONENT...

Scored 100+ points 108, (Feb. 16, 2020 vs. #23 Arkansas)
 Scored 100+ points in Oxford 108, (Feb. 16, 2020 vs. #23 Arkansas)
 Made 40+ field goals 42, (Jan. 16, 2003 at Georgia)
 Made 10+ three-pointers 11, (Feb. 20, 2020 vs. #14 Kentucky)
 Had 50+ rebounds 55, (Jan. 23, 2020 at Auburn)
 Had 60+ rebounds 62, (Jan. 10, 2016 vs. Florida)
 Had 20+ rebounding margin 23, (Jan. 30, 2020, vs. #1 South Carolina)
 Had 25+ rebounding margin 33, (Jan. 9, 2020 vs. #23 Tennessee)
 Attempted 35+ free throws 41, (Jan. 31, 2021 at LSU)
 Made 30+ free throws 34, (Feb. 19, 2017 at Vanderbilt)
 Had 25+ turnovers 29, (Dec. 15, 2020 vs. Mississippi Valley)
 Had 20+ steals 22, (Jan. 29, 2015 at LSU)
 Had 30+ assists 33, (Jan. 16, 2003 at Georgia)
 Scored 50 points or less 50, (March 26, 2021, vs. UNI)
 Scored 40 points or less 34, (Dec. 19, 2020, vs. George Mason)

AN OLE MISS OPPONENT'S PLAYER...

Scored 20+ points 21, Destinee Wells vs. Belmont (Nov. 21, 2021)
 Scored 30+ points 33, Renna Davis at #14 Tennessee (March 5, 2021)
 Scored 40+ points 43, Nina Davis (Dec. 7, 2014 vs Baylor)
 Attempted 15+ field goals 19, Destinee Wells vs. Belmont (Nov. 21, 2021)
 Attempted 25+ field goals 25, Jerkaila Jordan vs. Tulane (March 20, 2021)
 Made 10+ field goals 10, Renna Davis at #14 Tennessee (March 5, 2021)
 Made 8+ three-pointers 8, Chelsie Wiley (Dec. 20, 2008 at UCF)
 Made 10+ free throws 11, Renna Davis at #14 Tennessee (March 5, 2021)
 Had 15+ rebounds 16, Rhynne Howard at #17 Kentucky (Feb. 28, 2021)
 Had 20+ rebounds 23, Martha Alwal (Feb. 24, 2014 at Mississippi State)
 Had 10+ assists 10, Myah Taylor vs. #9 MSU (March 1, 2020)
 Had 8+ steals 8, Maurita Reid (Dec. 15, 2007 at Miami)
 Had 5+ blocks 7, Nancy Mulkey, 5, vs. Rice (Mar. 28, 2021)
 Had a double-double Destinee Wells (21 pts., 10 reb.) vs. Belmont (Nov. 11, 2021)
 Had a triple-double Sabrina Ionescu, 21 points, 14 assists, 11 rebounds (Dec. 17, 2017, at #9 Oregon)

GAME HIGHS/LOWS

OLE MISS SEASON HIGHS

Category	Stat	Game
Points	50.....	vs. Belmont(11-11-21)
Field Goals Made	19.....	vs. Belmont(11-11-21)
Field Goal Attempts	59.....	vs. Belmont(11-11-21)
Field Goal Percentage	.322 (19-59).....	vs. Belmont(11-11-21)
3 Pt Field Goals Made	0.....	vs. Belmont(11-11-21)
3 Pt Fg Attempts	5.....	vs. Belmont(11-11-21)
3 Pt Fg Percentage	.000 (0-5).....	vs. Belmont(11-11-21)
Free Throws Made	12.....	vs. Belmont(11-11-21)
Free Throw Attempts	13.....	vs. Belmont(11-11-21)
Free Throw Percentage	.923 (12-13).....	vs. Belmont(11-11-21)
Rebounds	37.....	vs. Belmont(11-11-21)
Assists	8.....	vs. Belmont(11-11-21)
Steals	10.....	vs. Belmont(11-11-21)
Blocked Shots	2.....	vs. Belmont(11-11-21)
Turnovers	17.....	vs. Belmont(11-11-21)
Fouls	19.....	vs. Belmont(11-11-21)

OLE MISS SEASON LOWS

Category	Stat	Game
Points	50.....	vs. Belmont(11-11-21)
Field Goals Made	19.....	vs. Belmont(11-11-21)
Field Goal Attempts	59.....	vs. Belmont(11-11-21)
Field Goal Percentage	.322 (19-59).....	vs. Belmont(11-11-21)
3 Pt Field Goals Made	0.....	vs. Belmont(11-11-21)
3 Pt Fg Attempts	5.....	vs. Belmont(11-11-21)
3 Pt Fg Percentage	.000 (0-5).....	vs. Belmont(11-11-21)
Free Throws Made	12.....	vs. Belmont(11-11-21)
Free Throw Attempts	13.....	vs. Belmont(11-11-21)
Free Throw Percentage	.923 (12-13).....	vs. Belmont(11-11-21)
Rebounds	37.....	vs. Belmont(11-11-21)
Assists	8.....	vs. Belmont(11-11-21)
Steals	10.....	vs. Belmont(11-11-21)
Blocked Shots	2.....	vs. Belmont(11-11-21)
Turnovers	17.....	vs. Belmont(11-11-21)
Fouls	19.....	vs. Belmont(11-11-21)

OPPONENT SEASON HIGHS

Category	Stat	Game
Points	62.....	vs. Belmont(11-11-21)
Field Goals Made	22.....	vs. Belmont(11-11-21)
Field Goal Attempts	56.....	vs. Belmont(11-11-21)
Field Goal Percentage	.393 (22-56).....	vs. Belmont(11-11-21)
3 Pt Field Goals Made	8.....	vs. Belmont(11-11-21)
3 Pt Fg Attempts	23.....	vs. Belmont(11-11-21)
3 Pt Fg Percentage	.348 (8-23).....	vs. Belmont(11-11-21)
Free Throws Made	10.....	vs. Belmont(11-11-21)
Free Throw Attempts	12.....	vs. Belmont(11-11-21)
Free Throw Percentage	.833 (10-12).....	vs. Belmont(11-11-21)
Rebounds	39.....	vs. Belmont(11-11-21)
Assists	17.....	vs. Belmont(11-11-21)
Steals	9.....	vs. Belmont(11-11-21)
Blocked Shots	0.....	vs. Belmont(11-11-21)
Turnovers	17.....	vs. Belmont(11-11-21)
Fouls	19.....	vs. Belmont(11-11-21)

OPPONENT SEASON LOWS

Category	Stat	Game
Points	62.....	vs. Belmont(11-11-21)
Field Goals Made	22.....	vs. Belmont(11-11-21)
Field Goal Attempts	56.....	vs. Belmont(11-11-21)
Field Goal Percentage	.393 (22-56).....	vs. Belmont(11-11-21)
3 Pt Field Goals Made	8.....	vs. Belmont(11-11-21)
3 Pt Fg Attempts	23.....	vs. Belmont(11-11-21)
3 Pt Fg Percentage	.348 (8-23).....	vs. Belmont(11-11-21)
Free Throws Made	10.....	vs. Belmont(11-11-21)
Free Throw Attempts	12.....	vs. Belmont(11-11-21)
Free Throw Percentage	.833 (10-12).....	vs. Belmont(11-11-21)
Rebounds	39.....	vs. Belmont(11-11-21)
Assists	17.....	vs. Belmont(11-11-21)
Steals	9.....	vs. Belmont(11-11-21)
Blocked Shots	0.....	vs. Belmont(11-11-21)
Turnovers	17.....	vs. Belmont(11-11-21)
Fouls	19.....	vs. Belmont(11-11-21)

OLE MISS INDIVIDUAL HIGHS

Category	Stat	Game
Points	16.....	Madison Scott vs. Belmont(11-11-21)
Field Goals Made	7.....	Madison Scott vs. Belmont(11-11-21)
Field Goal Att.	12.....	Madison Scott vs. Belmont(11-11-21)
Fg Pct (Min 5 Made)	0.583 (7-12).....	Madison Scott vs. Belmont(11-11-21)
3-Point Fg Made	0.....	
3-Point Fg Att.	2.....	Austin, Collins vs. Belmont(11-11-21)
3-Pt Fg Pct (2 Made)	0.....	
Free Throws Made	6.....	Mimi Reid vs. Belmont(11-11-21)
Free Throw Att.	6.....	Mimi Reid vs. Belmont(11-11-21)
Ft Pct (Min 3 Made)	1.000 (6-6).....	Mimi Reid vs. Belmont(11-11-21)
Rebounds	8.....	Austin, Scott vs. Belmont(11-11-21)
Assists	2.....	Reid, McGee vs. Belmont(11-11-21)
Steals	6.....	Madison Scott vs. Belmont(11-11-21)
Blocked Shots	1.....	Austin, Reid vs. Belmont(11-11-21)
Turnovers	4.....	Madison Scott vs. Belmont(11-11-21)
Fouls	5.....	Madison Scott vs. Belmont(11-11-21)
Minutes	32.....	Madison Scott vs. Belmont(11-11-21)

OPPONENT INDIVIDUAL HIGHS

Category	Stat	Game
Points	21.....	Destinee Wells vs. Belmont(11-11-21)
Field Goals Made	7.....	Destinee Wells vs. Belmont(11-11-21)
Field Goal Att.	19.....	Destinee Wells vs. Belmont(11-11-21)
Fg Pct (Min 5 Made)	.368 (7-19).....	Destinee Wells vs. Belmont(11-11-21)
3-Point Fg Made	2.....	Four Players vs. Belmont(11-11-21)
3-Point Fg Att.	6.....	Chinn, Wells vs. Belmont(11-11-21)
3-Pt Fg Pct (2 Made)	1.000 (2-2).....	Blair Schoenwald vs. Belmont(11-11-21)
Free Throws Made	5.....	Destinee Wells vs. Belmont(11-11-21)
Free Throw Att.	6.....	Destinee Wells vs. Belmont(11-11-21)
Ft Pct (Min 3 Made)	.833 (5-6).....	Destinee Wells vs. Belmont(11-11-21)
Rebounds	7.....	Tessa Miller vs. Belmont(11-11-21)
Assists	6.....	Destinee Wells vs. Belmont(11-11-21)
Steals	4.....	Tuti Jones vs. Belmont(11-11-21)
Blocked Shots	0.....	
Turnovers	5.....	Destinee Wells vs. Belmont(11-11-21)
Fouls	4.....	Bartley, Chinn vs. Belmont(11-11-21)
Minutes	37.....	Wells, Kinney vs. Belmont(11-11-21)

GAME 1 • vs. BELMONT

Belmont - 62		Record: 2-0													
NO. Name		Min	FG M-A	3P M-A	FT M-A	Rebounds OR DR TOT	Fouls PF FD	TP	AS	TO	ST	Blocks BS BA	+/-		
3	Madison Bartley	F 13:57	3-7	0-1	0-0	2 2 4	4 0 6	1	2	1	0	1	10		
20	Conley Chin	F 36:29	4-10	2-6	1-2	1 4 5	4 1 11	1	4	1	0	1	10		
0	Tuli Jones	G 28:46	3-7	2-5	2-2	1 4 5	3 2 10	0	2	4	0	0	10		
11	Destinee Wells	G 36:31	7-19	2-6	5-6	1 2 3	3 10 21	6	5	0	0	0	9		
14	Jamlyn Kinney	G 37:12	1-5	0-2	0-0	1 4 5	1 3 2	5	0	2	0	0	8		
12	Kilyn McGuff	11:51	0-1	0-1	0-0	0 2 2	2 1 0	1	2	0	0	0	4		
22	Tessa Miller	24:46	2-4	0-0	2-2	2 5 7	2 2 6	3	0	1	0	0	8		
23	Nikki Baird	02:34	0-0	0-0	0-0	0 0 0	0 0 0	0	0	0	0	0	0		
21	Blair Schoenwald	05:26	2-3	2-2	0-0	0 0 0	0 0 0	6	0	1	0	0	2		
34	Cam Browning	02:28	0-0	0-0	0-0	0 0 0	0 0 0	0	0	1	0	0	-1		
Team						3 5 8		0		0					
Totals		22:56	8-23	10-12		11 28 39	19 19	62	17	17	9	0	2 12		
Technical Fouls: NONE															

Shooting By Period	
1 st FG%	5-15 33.3%
3PT%	2-6 33.3%
FT%	4-4 100%
2 nd FG%	8-16 50.0%
3PT%	3-6 50.0%
FT%	2-2 100%
3 rd FG%	6-15 40.0%
3PT%	3-5 60.0%
FT%	0-0 0%
4 th FG%	3-10 30.0%
3PT%	0-6 0.0%
FT%	4-6 66.7%
GM FG%	22-56 39.3%
3PT%	8-23 34.8%
FT%	10-12 83.3%
Dead Ball Rebounds: 0, 0	

Ole Miss - 50		Record: 0-1													
NO. Name		Min	FG M-A	3P M-A	FT M-A	Rebounds OR DR TOT	Fouls PF FD	TP	AS	TO	ST	Blocks BS BA	+/-		
5	Sruoda Collins	F 20:11	1-5	0-2	0-0	0 1 1	0 0 0	2	0	0	0	0	-5		
24	Madison Scott	F 12:32	7-12	0-0	2-2	4 6 8	5 3 16	1	4	6	0	0	-4		
0	Shavira Austin	G 23:19	2-9	0-0	0-0	4 6 8	4 3 5	1	0	1	0	0	-1		
1	Lashonda Monk	F 18:26	0-7	0-2	0-0	1 1 2	1 1 2	0	2	2	0	0	-5		
23	Jacoriani Bracey	G 14:57	0-4	0-0	0-0	0 1 1	2 0 0	1	1	0	0	0	-5		
10	Destiny Salary	21:23	1-5	0-0	0-0	1 4 5	3 0 2	2	1	2	0	0	-6		
11	Janyla Kitchens	04:35	0-0	0-0	0-0	0 0 0	1 0 0	0	0	0	0	0	-6		
15	Angel Baker	14:54	4-10	0-0	1-1	1 4 5	0 3 9	0	1	1	0	0	-2		
3	Callin McGee	12:01	0-2	0-1	0-0	1 1 2	0 1 0	2	2	0	0	0	-12		
2	Mimi Davis	25:45	3-3	0-0	6-6	0 1 1	1 8 12	2	1	1	1	0	-5		
25	Ty Duggins	01:11	0-1	0-0	0-0	1 0 1	1 0 2	0	0	0	0	0	-4		
22	Aleah Sorrentino	02:18	1-1	0-0	0-0	1 0 1	1 0 2	0	0	0	0	0	0		
Team						2 4 4	0	0		0					
Totals		19:59	0-5	12-13		12 25 37	19 19	50	8	17	2	0	-12		
Technical Fouls: NONE															

Shooting By Period	
1 st FG%	1-11 9.1%
3PT%	0-3 0.0%
FT%	12-12 100%
2 nd FG%	3-12 25.0%
3PT%	0-0 0.0%
FT%	0-0 0.0%
3 rd FG%	4-13 30.8%
3PT%	0-1 0.0%
FT%	4-4 100%
4 th FG%	6-18 33.3%
3PT%	0-1 0.0%
FT%	2-2 100%
GM FG%	19-59 32.2%
3PT%	0-4 0.0%
FT%	12-12 100%
Dead Ball Rebounds: 0, 0	

	BEL	OM	Points from	BEL	OM	Period by Period Scoring					
Biggest lead	16 (2 nd 9:49)	9 (1 st 10:00)	Turnovers	17	8	1st	2nd	3rd	4th	TOT	
Best Scoring Run	10 (1 st 4:04)	8 (3 rd 6:11)	Paint	24	28	BEL	16	21	12	14	62
Lead Changes	0	8 (3 rd 6:11)	Second Chance	9	10	OM	3	21	12	15	60
Times Tied	0		Fast Breaks	8	2						
Time with Lead	38:41	00:00	Bench	12	25						

	BEL	OM
Biggest lead	16 (2 nd 9:49)	0 (1 st 10:00)
Best Scoring Run	10 (1 st 4:04)	8 (3 rd 6:11)
Lead Changes	0	
Times Tied	0	
Time with Lead	38:41	00:00

Points from	BEL	OM
Turnovers	17	6
Paint	24	28
Second Chance	9	10
Fast Breaks	8	2
Bench	12	25

Period by Period Scoring					
	1st	2nd	3rd	4th	TOT
BEL	16	21	15	10	62
OM	3	21	12	14	50



GAME 2 • MISSISSIPPI VALLEY STATE

GAME 3 • LAMAR

GAME 4 • vs. LOUISIANA TECH

GAME 5 • vs. JACKSON STATE

GAME 6 • vs. SAN DIEGO STATE

GAME 7 • vs. CAL/FURMAN

GAME 8 • vs. NEW ORLEANS

GAME 9 • at CINCINNATI

GAME 10 • at HOFSTRA

GAME 11 • vs. SAMFORD

GAME 12 • vs. TEXAS TECH

GAME 13 • vs. SOUTH FLORIDA

GAME 14 • vs. ARKANSAS

GAME 15 • at SOUTH CAROLINA

GAME 16 • at FLORIDA

GAME 17 • vs. TENNESSEE

GAME 18 • vs. MISSISSIPPI STATE

GAME 19 • at TEXAS A&M

GAME 20 • at KENTUCKY

GAME 21 • vs. GEORGIA

GAME 22 • at MISSOURI

GAME 23 • vs. LSU

GAME 24 • at MISSISSIPPI STATE

GAME 25 • vs. TEXAS A&M

GAME 26 • at VANDERBILT

GAME 27 • at AUBURN

GAME 28 • vs. SOUTH CAROLINA

O shakira AUSTIN

Fredericksburg, Va. • Riverdale Baptist • Maryland

Senior • Center • 6-5



NOTES

AT OLE MISS

2020-21 (JUNIOR)

- WCBA Honorable Mention All-America
- Gillom Trophy Award Winner
- First-Team All-SEC
- Lisa Leslie Award Top-10 List member
- WNIT All-Tournament

AT MARYLAND

- 3x Big Ten Champion
- Played in 66 games, starting 47
- 10.1 PPG, 8.2 RPG and 2.0 BPG, .472 FG in two years
- Broke Maryland's single-season blocks record as a freshman (89)
- 35 double-digit games
- 15 double-doubles
- 26 games with multiple blocks, 22 with 10+ rebounds

- No. 1 nationally in 2019-20 in advanced analytic On-Court Forced Turnover Rate (via Pivot Analysis)
- 2020 Second-Team All-Big Ten
- 2019 All-Big Ten Defensive Team
- 2019 All-Big Ten Freshman Team

HIGH SCHOOL

- ESPN's No. 3 overall prospect, No. 2 forward
- McDonald's All-American

PERSONAL

- Oldest of six
- Her uncle played at Oregon and then professionally overseas

THE AUSTIN FILE

BIRTHDAY	JULY 25, 2000
MAJOR	MULTI-DISCIPLINARY STUDIES
PARENTS	JESSICA KING & DAVID AUSTIN

OTHER REBELS TO WEAR #1

Gabby Crawford	2019
Kiara Golden	2014-16
Chyna Nixon	2018

CAREER HIGHS

Points: 29, at #13 Arkansas (03/04/21)
 Rebounds: 21, vs. Coppin State (11/09/18)
 Assists: 5, vs. Iowa (02/13/20)
 Steals: 5, vs. Belmont (11/30/19)
 Blocks: 8, 2x last at Purdue (02/25/19)
 Field Goals: 11, vs. Loyola (12/08/19)
 Free Throws: 12, vs. Jackson State (12/15/20)
 Three Pointers: 1, 3x last vs. Auburn (01/07/21)

SEASON HIGHS

Points: 5, vs. Belmont (11/11/21)
 Rebounds: 8, vs. Belmont (11/11/21)
 Assists: 1, vs. Belmont (11/11/21)
 Steals:
 Blocks: 1, vs. Belmont (11/11/21)
 Field Goals: 2, vs. Belmont (11/11/21)
 Free Throws: 2, vs. Belmont (11/11/21)
 Three Pointers:

SEASON SUPERLATIVES

Double-Figure Points:
 Double-Figure Rebounds:
 Double-Doubles:
 5+ Rebounds: 1x, vs. Belmont (11/11/21)
 5+ Assists:
 Led Team in Points:
 Led Team in Rebounds: 1x, vs. Belmont (11/11/21)
 Led Team in Assists:

SEASON GAME-BY-GAME

Opponent	Date	GS	MIN	Total		3-Pointers		Free throws		Rebounds				PF A TO BLK STL PTS AVG							
				FG-FGA	PCT	3FG-3FGA	PCT	FT-FTA	PCT	OFF	DEF	TOT	AVG	PF	A	TO	BLK	STL	PTS	AVG	
Belmont	11/11/2021	*	23:16	2-9	.222	0-2	.000	1-2	.500	2	6	8	8.0	4	1	3	1	0	5	5.0	
Totals		1	23:16	2-9	.222	0-2	.000	1-2	.500	2	6	8	8.0	4	1	3	1	0	5	5.0	

Player Averages

Games Played	Minutes/game	Points/game	FG Pct	3FG Pct	FT Pct	Rebounds/game	Assists/game	Turnovers/game	Assist/Turnover ratio	Steals/game	Blocks/game
1	23.3	5.0	22.2	0.0	50.0	8.0	1.0	3.0	0.3	0.0	1.0

CAREER STATS

				Field Goals		3-Point		F-Throws		Rebounds										Scoring	
SEASON	TEAM	GP-GS	MIN/AVG	FG-FGA	FG%	3FG-3FGA	3FG%	FT-FTA	FT%	OFF	DEF	TOT	AVG	PF-FO	A	TO	BLK	STL	PTS	AVG	
2018-19	MD	34-21	798/23.5	108-250	.432	0-0	.000	69-144	.479	98	226	324	9.5	75-2	38	57	89	36	285	8.4	
2019-20	MD	32-26	761/23.8	141-277	.509	0-1	.000	101-157	.643	62	156	218	6.8	89-5	53	92	41	57	383	12.0	
2020-21	OM	27-26	779/28.9	187-360	.519	3-17	.176	126-166	.759	60	185	245	9.1	61-1	35	92	48	43	503	18.6	
2021-22	OM	1-1	23/23.3	2-9	.222	0-2	.000	1-2	.500	2	6	8	8.0	4-0	1	3	1	0	5	5.0	
TOTAL FOR OM		28-27	803/28.7	189-369	.512	3-19	.158	127-168	.756	62	191	253	9.0	65-1	36	95	49	43	508	18.1	
TOTAL		94-74	2361/25.1	438-896	.489	3-20	.150	297-469	.633	222	573	795	8.5	229-8	127	244	179	136	1176	12.5	

1 lashonda
MONK

Greensboro, N.C. • Southwest Guilford • ECU

Graduate Student • Guard • 5-6



NOTES

AT ECU

- Two-time AAC Defensive Player of the Year
- Four-time All-AAC honoree
- ECU all-time leader in steals
- Set the ECU single-season steals record with 125
- Played 111 games for the Pirates

HIGH SCHOOL

- Top-150 prospect out of Southwest Guilford HS
- Earned All-Conference honors as a senior

PERSONAL

- Born August 13, 1999

SEASON GAME-BY-GAME

				Total		3-Pointers		Free throws		Rebounds											
Opponent	Date	GS	MIN	FG-FGA	PCT	3FG-3FGA	PCT	FT-FTA	PCT	OFF	DEF	TOT	AVG	PF	A	TO	BLK	STL	PTS	AVG	
Belmont	11/11/2021	*	18:26	0-7	.000	0-0	.000	2-2	1.000	0	1	1	1.0	1	0	2	0	2	2	2.0	
Totals			1 18:26	0-7	.000	0-0	.000	2-2	1.000	0	1	1	1.0	1	0	2	0	2	2	2.0	

Player Averages

Games Played	Minutes/game	Points/game	FG Pct	3FG Pct	FT Pct	Rebounds/game	Assists/game	Turnovers/game	Assist/Turnover ratio	Steals/game	Blocks/game
1	18.4	2.0	0.0	0.0	100.0	1.0	0.0	2.0	0.0	2.0	0.0

THE MONK FILE

BIRTHDAY	AUGUST 13, 1999
MAJOR	MULTI-DISCIPLINARY STUDIES

OTHER REBELS TO WEAR #1

Sarah Dumitrescu	2020-21
Bree Glover	2017-18
Shae Nelson	2010

CAREER HIGHS

Points: 32, at Cincinnati (12/20/20)
Rebounds: 12, at SMU (02/11/20)
Assists: 9, 2x, last vs. USC Upstate (11/08/19)
Steals: 10, vs. SMU (02/03/18)
Blocks: 2, 3x, last at Cincinnati (12/20/20)
Field Goals: 11, vs. Wake Forest (11/24/18)
Free Throws: 15, vs. Memphis (02/09/19)
Three Pointers: 4, 6x, last vs. Wichita St. (02/20/21)

SEASON HIGHS

Points: 2, vs. Belmont (11/11/21)
Rebounds: 1, vs. Belmont (11/11/21)
Assists:
Steals: 2, vs. Belmont (11/11/21)
Blocks:
Field Goals:
Free Throws: 1, vs. Belmont (11/11/21)
Three Pointers:

SEASON SUPERLATIVES

Double-Figure Points:
Double-Figure Rebounds:
Double-Doubles:
5+ Rebounds:
5+ Assists:
Led Team in Points:
Led Team in Rebounds:
Led Team in Assists:

CAREER STATS

				Field Goals		3-Point		F-Throws		Rebounds										Scoring	
SEASON	TEAM	GP-GS	MIN/AVG	FG-FGA	FG%	3FG-3FGA	3FG%	FT-FTA	FT%	OFF	DEF	TOT	AVG	PF-FO	A	TO	BLK	STL	PTS	AVG	
2017-18	ECU	31-11	618/19.9	81-217	.373	9-41	.220	61-101	.604	31	59	90	2.9	80-2	93	85	6	75	232	7.5	
2018-19	ECU	30-29	903/30.1	127-377	.337	32-136	.235	110-139	.791	31	80	111	3.7	65-0	101	91	5	116	396	13.2	
2019-20	ECU	30-28	1010/33.7	160-472	.339	44-156	.282	83-109	.761	24	102	126	4.2	75-0	109	104	6	125	447	14.9	
2020-21	ECU	20-20	601/30.0	97-287	.338	30-107	.280	45-57	.789	14	77	91	4.6	53-0	61	46	7	59	269	13.5	
2021-22	OM	1-1	18/18.4	0-7	.000	0-0	.000	2-2	1.000	0	1	1	1.0	1-0	0	2	0	2	2	2.0	
TOTAL FOR OM		1-1	18/18.4	0-7	.000	0-0	.000	2-2	1.000	0	1	1	1.0	1-0	0	2	0	2	2	2.0	
TOTAL		112-89	3151/28.1	465-1360	.342	115-440	.261	301-408	.738	100	319	419	3.7	274-2	364	328	24	377	1346	12.0	

2 mimi REID

Bronx, N.Y. • The Patrick School
Redshirt Senior • Guard • 5-8



NOTES

2020-21 (JUNIOR)

- Ranked second in the SEC in assists (4.6)
- 12 games with five or more assists
- Played in all 27 games, making 17 starts

2019-20 (SOPHOMORE)

- Led team in assists (4.1), starts (28), and minutes (32.9)
- Set career-highs in points (21), FG Made (8), and 3PM (2) at Tennessee
- 2nd career double-double vs. Alabama State (16 points, 10 assists)
- 5+ assists in 11 games

2018-19 (JUNIOR)

- Played in 29 of 31 games
- Tied for team lead in starts (26)
- 2x SEC Freshman of the Week
- Led all SEC freshmen in assists (4.3/game)

2017-18 (FRESHMAN)

- Redshirted after suffering a season-ending injury.

HIGH SCHOOL

- Played prep at The Patrick School in NJ
- Led team to state finals vs. #1 Rutgers Prep • Averaged 10.4 points, 4.8 rebounds and 3.7 assists per game as a senior
- NY Daily News All-Brooklyn all-star team
- Two-time first team all-state and all-metro
- Four-star prospect, No. 49 ranking from Prospects Nation and ranks as the No. 11 point guard in her class.

PERSONAL

- Full name is Milicia Reid
- Sister, Milan Germany, played basketball at Marshall

SEASON GAME-BY-GAME

Opponent	Date	GS	MIN	Total		3-Pointers		Free throws		Rebounds				PF	A	TO	BLK	STL	PTS	AVG
				FG-FGA	PCT	3FG-3FGA	PCT	FT-FTA	PCT	OFF	DEF	TOT	AVG							
Belmont	11/11/2021		25:45	3-3	1.000	0-0	.000	6-6	1.000	0	1	1	1.0	1	2	1	1	12	12.0	
Totals		0	25:45	3-3	1.000	0-0	.000	6-6	1.000	0	1	1	1.0	1	2	1	1	12	12.0	

Player Averages

Games Played	Minutes/game	Points/game	FG Pct	3FG Pct	FT Pct	Rebounds/game	Assists/game	Turnovers/game	Assist/Turnover ratio	Steals/game	Blocks/game
1	25.8	12.0	100.0	0.0	100.0	1.0	2.0	1.0	2.0	1.0	1.0

THE REID FILE

BIRTHDAY	OCT. 24, 1999
MAJOR	CRIMINAL JUSTICE
PARENTS	ALICIA BROWN & LENNELL REID

OTHER REBELS TO WEAR #2

Tenisha Gist	2001-04
Marlee Hatcher	2018
Lindsay Roy	2004-08
Jonell Williams	2015

CAREER HIGHS

Points: 21, at Tennessee (02/27/20)
Rebounds: 11, vs. Western Michigan (11/18/18)
Assists: 11, vs. Louisiana (12/12/18)
Steals: 4, 2x last vs. Mississippi Valley (12/12/20)
Blocks: 1, 6x, last vs. Belmont (11/11/21)
Field Goals: 8, at Tennessee (02/27/20)
Free Throws: 8, at Missouri (02/23/20)
Three Pointers: 2, at Tennessee (02/27/20)

SEASON HIGHS

Points: 12, vs. Belmont (11/11/21)
Rebounds: 1, vs. Belmont (11/11/21)
Assists: 2, vs. Belmont (11/11/21)
Steals: 1, vs. Belmont (11/11/21)
Blocks: 1, vs. Belmont (11/11/21)
Field Goals: 3, vs. Belmont (11/11/21)
Free Throws: 6, vs. Belmont (11/11/21)
Three Pointers:

SEASON SUPERLATIVES

Double-Figure Points: 1x, vs. Belmont (11/11/21)
Double-Figure Rebounds:
Double-Doubles:
5+ Rebounds:
5+ Assists:
Led Team in Points:
Led Team in Rebounds:
Led Team in Assists: 1x, vs. Belmont (11/11/21)

CAREER STATS

SEASON	TEAM	GP-GS	MIN/AVG	FG-FGA	FG%	3FG-3FGA	3FG%	FT-FTA	FT%	OFF	DEF	TOT	AVG	PF-FO	A	TO	BLK	STL	PTS	AVG
2018-19	OM	29-26	863/29.8	49-122	.402	10-30	.333	54-80	.675	18	76	94	3.2	73-2	126	91	3	20	162	5.6
2019-20	OM	30-28	986/32.9	70-199	.352	12-46	.261	54-78	.692	16	65	81	2.7	67-3	122	98	1	38	206	6.9
2020-21	OM	27-17	654/24.2	41-96	.427	14-36	.389	49-75	.653	8	53	61	2.3	52-1	123	51	2	35	145	5.4
2021-22	OM	1-0	26/25.8	3-3	1.000	0-0	.000	6-6	1.000	0	1	1	1.0	1-0	2	1	1	1	12	12.0
TOTAL		87-71	2529/29.1	163-420	.388	36-112	.321	163-239	.682	42	195	237	2.7	193-6	373	241	7	94	525	6.0

3 donnetta
JOHNSON

Queens, N.Y. • Baldwin • Georgia

Redshirt Junior • Guard • 5-11



NOTES

2020-21 (JUNIOR)

- Second on the team in points (12.0), and in steals (1.4)
- Played and started in all 27 games for the Rebels
- Five 20+ point performances throughout the season

2019-20 (SOPHOMORE)

- Sat out due to NCAA transfer rules

2018-19 (FRESHMAN; AT GEORGIA)

- Played in 27 games, started eight
- SEC Freshman of the Week following win against No. 13 Tennessee
- Career-high 11 points vs. Mercer

HIGH SCHOOL

- Prepped at Baldwin High School in Queens, New York; Attended

Holderness School in New Hampshire during her freshman and sophomore seasons

- ESPN three-star prospect, No. 28 overall guard • Prospects Nation ELITE 60 Team

- Led Baldwin to two AA Long Island state titles; 29-1 record her senior year

- First-Team All-State senior year

- Two-time First-Team All-Region

- Also played softball and soccer while at Holderness School her ninth and 10th grade years

THE JOHNSON FILE

BIRTHDAY	MARCH 3, 2000
MAJOR	JOURNALISM
PARENTS	SONIA MCALISTER

OTHER REBELS TO WEAR #3

Ashley Awkward	2003-07
Takela Corbitt	1999-01
Jhileiya Dunlap	2019
A'Queen Hayes	2014-16
Dorianne Johnson	1995-96
Valencia McFarland	2010-14
LaKendra Phillips	2008-10

CAREER HIGHS

Points: 25, at #14 Mississippi State (01/10/20)

Rebounds: 9, 2x, last vs. Rice (03/28/21)

Assists: 6, 2x last vs. Auburn (01/07/21)

Steals: 5, at #14 Tennessee (03/05/21)

Blocks: 2, vs. Georgia Southern (12/21/18)

Field Goals: 11, at #14 Miss. St. (01/10/20)

Free Throws: 6, at LSU (01/31/21)

Three Pointers: 3, vs. Kansas (12/03/20)

SEASON HIGHS

Points:

Rebounds:

Assists:

Steals:

Blocks:

Field Goals:

Free Throws:

Three Pointers:

Double-Figure Points:

SEASON SUPERLATIVES

Double-Figure Rebounds:

Double-Doubles:

5+ Rebounds:

5+ Assists:

Led Team in Points:

Led Team in Rebounds:

Led Team in Assists:

SEASON GAME-BY-GAME

CAREER STATS

SEASON	TEAM	GP-GS		MIN/AVG		Field Goals		3-Point		F-Throws		Rebounds									Scoring	
						FG-FGA	FG%	3FG-3FGA	3FG%	FT-FTA	FT%	OFF	DEF	TOT	AVG	PF-FO	A	TO	BLK	STL	PTS	AVG
2018-19	UGa	27-8		302/11.2		33-102	.324	10-33	.303	6-14	.429	19	36	55	2.0	31-0	8	40	4	13	82	3.0
2020-21	OM	27-27		741/27.5		132-349	.378	9-45	.200	51-67	.761	25	98	123	4.6	63-2	57	68	5	39	324	12.0
TOTAL FOR OM		27-27		741/27.5		132-349	.378	9-45	.200	51-67	.761	25	98	123	4.6	63-2	57	68	5	39	324	12.0
TOTAL		54-35		1044/19.3		165-451	.366	19-78	.244	57-81	.704	44	134	178	3.3	94-2	65	108	9	52	406	7.5

4 jaiyah HARRIS-SMITH

Miami, Fla. • Norland

Freshman • Guard • 5-6



NOTES

HIGH SCHOOL

- Four-time All-Dade team member
- McDonald's All-American nominee
- Led team to GMAC title game

PERSONAL

- Intending to major in business administration.

SEASON GAME-BY-GAME

CAREER STATS

THE HARRIS-SMITH FILE

BIRTHDAY	DECEMBER 5, 2002
MAJOR	BUSINESS ADMINISTRATION
PARENTS	JACKIE HARRIS

OTHER REBELS TO WEAR #4

Lisa Miller	1995-97
Valerie Nesbitt	2020-21
Claudia Ortiz	2013-14

CAREER HIGHS

Points:
Rebounds:
Assists:
Steals:
Field Goals:
Free Throws:
Three Pointers:

SEASON HIGHS

Points:
Rebounds:
Assists:
Steals:
Blocks:
Field Goals:
Free Throws:
Three Pointers:

SEASON SUPERLATIVES

Double-Figure Points:
Double-Figure Rebounds:
Double-Doubles:
5+ Rebounds:
5+ Assists:
Led Team in Points:
Led Team in Rebounds:
Led Team in Assists:

5 snudda
COLLINS

Brookhaven, Miss. • Brookhaven

Sophomore • Forward • 6-1



NOTES

2020-21 (FRESHMAN)

- SEC All-Freshman
- Two-time SEC Freshman of the Week
- Set the program record for the most points by any Rebel in their freshman debut
- Nine games with three or more made three's

- Member of Brookhaven's 1,000-point club

PERSONAL

- Full first name is Silentianna

HIGH SCHOOL

- Three-star rated recruit by ESPN
- No. 4 ranked recruit in Mississippi
- No. 29 ranked forward nationally by ESPN
- 12.0 points, 4.5 rebounds, 2.2 assists, 1.7 steals and 1.3 blocks per game in HS career
- 18.6 points, 7.4 rebounds, 2.7 assists, 2.0 blocks and 1.7 steals her senior year
- Led Brookhaven to a 5A state runner-up finish in 2020
- Two-time Brookhaven Daily Leader All-Area MVP • Named 2020 Clarion Ledger All-State

SEASON GAME-BY-GAME

Opponent	Date	GS	MIN	Total		3-Pointers		Free throws		Rebounds				PF	A	TO	BLK	STL	PTS	AVG
				FG-FGA	PCT	3FG-3FGA	PCT	FT-FTA	PCT	OFF	DEF	TOT	AVG							
Belmont	11/11/2021	*	20:01	1-5	.200	0-2	.000	0-0	.000	0	1	1	1.0	0	0	0	0	0	2	2.0
Totals		1	20:01	1-5	.200	0-2	.000	0-0	.000	0	1	1	1.0	0	0	0	0	0	2	2.0

Player Averages

Games Played	Minutes/ game	Points/ game	FG Pct	3FG Pct	FT Pct	Rebounds/ game	Assists/ game	Turnovers/ game	Assist/Turnover ratio	Steals/ game	Blocks/ game
1	20.0	2.0	20.0	0.0	0.0	1.0	0.0	0.0	0.0	0.0	0.0

THE COLLINS FILE

BIRTHDAY	DEC. 19, 2001
MAJOR	PSYCHOLOGY
PARENTS	KADEESHA ELLIS GAMBLE

OTHER REBELS TO WEAR #5

Crystal Allen	2019
Elizabeth Cansdale	2002-03-04-05
Erika Sisk	2014-15-16-17
Jasmine Trotter	2010-11-12

CAREER HIGHS

Points: 23, vs. McNeese State (11/30/20)
Rebounds: 7, vs. Auburn (01/07/21)
Assists: 2, vs. Alcorn State (12/08/20)
Steals: 4, vs. Rice (03/28/21)
Blocks: 3, 2x, last vs. UNI (03/26/21)
Field Goals: 7, vs. McNeese State (11/30/20)
Free Throws: 4, vs. McNeese State (11/30/20)
Three Pointers: 5, vs. McNeese State (11/30/20)

SEASON HIGHS

Points: 2, vs. Belmont (11/11/21)
Rebounds: 1, vs. Belmont (11/11/21)
Assists:
Steals:
Blocks:
Field Goals: 1, vs. Belmont (11/11/21)
Free Throws:
Three Pointers:

SEASON SUPERLATIVES

Double-Figure Points:
Double-Figure Rebounds:
Double-Doubles:
5+ Rebounds:
5+Assists:
Led Team in Points:
Led Team in Rebounds:
Led Team in Assists:

CAREER STATS

				Field Goals		3-Point		F-Throws		Rebounds										Scoring	
SEASON	TEAM	GP-GS	MIN/AVG	FG-FGA	FG%	3FG-3FGA	3FG%	FT-FTA	FT%	OFF	DEF	TOT	AVG	PF-FO	A	TO	BLK	STL	PTS	AVG	
2020-21	OM	27-15	606/22.4	62-188	.330	43-114	.377	12-20	.600	12	51	63	2.3	58-0	12	19	10	19	179	6.6	
2021-22	OM	1-1	20/20.0	1-5	.200	0-2	.000	0-0	.000	0	1	1	1.0	0-0	0	0	0	0	2	2.0	
TOTAL		28-16	626/22.4	63-193	.326	43-116	.371	12-20	.600	12	52	64	2.3	58-0	12	19	10	19	181	6.5	

10 destiny SALARY

Jonesboro, Ark. • Jonesboro • Tennessee

Sophomore • Guard • 6-0



NOTES

AT TENNESSEE

- One of just 45 Lady Vols to score in double digits in a debut
- Appeared in 24 games as a freshman

HIGH SCHOOL

- No. 57 player and a four-star prospect by ESPN.
- Three-time All-State honoree.

PERSONAL

- Majoring in sport and recreation administration.

SEASON GAME-BY-GAME

Opponent	Date	GS	MIN	Total		3-Pointers		Free throws		Rebounds				PF	A	TO	BLK	STL	PTS	AVG
				FG-FGA	PCT	3FG-3FGA	PCT	FT-FTA	PCT	OFF	DEF	TOT	AVG							
Belmont	11/11/2021		21:23	1-5	.200	0-0	.000	0-0	.000	1	4	5	5.0	3	1	2	0	0	2	2.0
Totals		0	21:23	1-5	.200	0-0	.000	0-0	.000	1	4	5	5.0	3	1	2	0	0	2	2.0

Player Averages

Games Played	Minutes/game	Points/game	FG Pct	3FG Pct	FT Pct	Rebounds/game	Assists/game	Turnovers/game	Assist/Turnover ratio	Steals/game	Blocks/game
1	21.4	2.0	20.0	0.0	0.0	5.0	1.0	2.0	0.5	0.0	0.0

THE SALARY FILE

BIRTHDAY	SEPTEMBER 30, 2001
MAJOR	SPORT & RECREATION ADMIN
PARENTS	STEPHANIE SALARY-MOORE
OTHER REBELS TO WEAR #10	

Carla Bartee	2005-06-07-08
Joy Eichelberger	1987-88
Jeanie Loyd	1978-79
Diara Moore	2012-13-14
Cecilia Muhate	2016-17-18-19
Lucy Noble	1982-83
Regan Seybert	1994-95-96-97
Phyllis Stafford	1988-89
Sherika Wright	2001-02

CAREER HIGHS

Points: 10, vs. Western Kentucky (11/28/20)
 Rebounds: 6, vs. Lipscomb, (12/28/20)
 Assists: 4, vs. Ole Miss (01/28/21)
 Steals: 4, vs. Lipscomb (12/28/20)
 Blocks: 1, at Kentucky (02/11/21)
 Field Goals: 4, vs. Western Kentucky (11/28/20)
 Free Throws: 2, vs. Furman (12/10/20)
 Three Pointers: 2, vs. W. Kentucky (11/28/20)

SEASON HIGHS

Points: 2, vs. Belmont (11/11/21)
 Rebounds: 5, vs. Belmont (11/11/21)
 Assists: 1, vs. Belmont (11/11/21)
 Steals:
 Blocks:
 Field Goals: 1, vs. Belmont (11/11/21)
 Free Throws:
 Three Pointers:

SEASON SUPERLATIVES

Double-Figure Points:
 Double-Figure Rebounds:
 Double-Doubles:
 5+ Rebounds: 1x, vs. Belmont (11/11/21)
 5+ Assists:
 Led Team in Points:
 Led Team in Rebounds:
 Led Team in Assists:

CAREER STATS

SEASON	TEAM	GP-GS	MIN/AVG	FG-FGA	FG%	3FG-3FGA	3FG%	FT-FTA	FT%	OFF	DEF	TOT	AVG	PF-FO	A	TO	BLK	STL	PTS	AVG
2020-21	UT	24-0	291/12.1	19-54	.352	5-17	.294	4-7	.571	10	47	57	2.4	31-1	26	22	1	20	47	2.0
2021-22	OM	1-0	21/21.4	1-5	.200	0-0	.000	0-0	.000	1	4	5	5.0	3-0	1	2	0	0	2	2.0
TOTAL FOR OM		1-0	21/21.4	1-5	.200	0-0	.000	0-0	.000	1	4	5	5.0	3-0	1	2	0	0	2	2.0
TOTAL		25-0	312/12.5	20-59	.339	5-17	.294	4-7	.571	11	51	62	2.5	34-1	27	24	1	20	49	2.0

11 iyanla KITCHENS

Lithonia, Ga. • Arabia Mountain

Senior* • Forward • 6-2



NOTES

2019-20 (JUNIOR)

- Played in all 27 games, making seven starts
- Added three games with five or more rebounds
- Averaged 1.4 points and 2.4 rebounds per game

2019-20 (SOPHOMORE)

- First career double-double vs. ULM (10 points, 10 rebounds)
- Career-high 15 points vs. Arkansas
- Started 21 games, played in all 30
- 2018-19 (Freshman)
- Played 24 games, started three
- Scored career-high six points vs. Mississippi State
- Grabbed career-high five rebounds vs. North Florida

HIGH SCHOOL

- ESPN No. 76 prospect nationally coming out of
- Four-year letterwinner at Arabia Mountain, where she was on

two Sweet 16 teams her junior and senior seasons, while also being on an Elite Eight team her sophomore year

- Arabia Mountain had a combined record of 78- 31 during her four-year career
- Earned First-Team All-Region her senior year
- Also earned two letters in volleyball

2020-21 Ole Miss Women's Basketball Individual Career Summaries

2020-21 Ole Miss Women's Basketball high school (94 grade)

- No. 17 ranked post player nationally

SEASON GAME-BY-GAME

Opponent	Date	GS	MIN	Total		3-Pointers		Free throws		Rebounds		PF	A	TO	BLK	STL	PTS	AVG
				FG-FGA	PCT	3FG-3FGA	PCT	FT-FTA	PCT	OFF	DEF							
Belmont	11/11/2021		04:35	0-0	.000	0-0	.000	0-0	.000	0	0	0	0.0	1	0	0	0	0.0
Totals		0	04:35	0-0	.000	0-0	.000	0-0	.000	0	0	0	0.0	1	0	0	0	0.0

Player Averages

Games Played	Minutes/ game	Points/ game	FG Pct	3FG Pct	FT Pct	Rebounds/ game	Assists/ game	Turnovers/ game	Assist/Turnover ratio	Steals/ game	Blocks/ game
1	4.6	0.0	0.0	0.0	0.0	0.0	0.0	0.0	0.0	0.0	0.0

THE KITCHENS FILE

BIRTHDAY	JAN. 23, 2000
MAJOR	GENERAL BUSINESS
PARENTS	ANDREA BROOKS-PIERCE

OTHER REBELS TO WEAR #11

Teena Bender	1988-91
Ellen Buchanan	2003-06
Alliesha Easley	2006-10
Tia Faleru	2011-15
Von Kirk	2000-02
Sabrina McNair	1992-95
Kate Rodgers	2017-2018
Alisa Scott	1984-87
Julianne Signaigo	1998-99
Janet Smith	1974
Risa Turton	1979-80
Pam Vaughn	1981-82

CAREER HIGHS

Points: 15, vs. Arkansas (02/16/20)

Rebounds: 10, vs. ULM (11/10/19)

Assists: 2, vs. LSU (1/04/21)

Steals: 3, vs. Georgia (01/02/20)

Blocks: 2, 2x, last vs. Kentucky (02/20/20)

Field Goals: 5, vs. Arkansas (02/16/20)

Free Throws: 5, vs. Arkansas (02/16/20)

Three Pointers: --

SEASON HIGHS

Points:

Rebounds:

Assists:

Steals:

Blocks:

Field Goals:

Free Throws:

Three Pointers:

SEASON SUPERLATIVES

Double-Figure Points:

Double-Figure Rebounds:

Double-Doubles:

5+ Rebounds:

5+ Assists:

Led Team in Points:

Led Team in Rebounds:

Led Team in Assists:

CAREER STATS

SEASON	TEAM	GP-GS	MIN/AVG	FG-FGA	FG%	3FG-3FGA	3FG%	FT-FTA	FT%	OFF	DEF	TOT	AVG	PF-FO	A	TO	BLK	STL	PTS	AVG
2018-19	OM	24-3	149/6.2	7-16	.438	0-0	.000	7-10	.700	14	22	36	1.5	42-0	0	11	5	3	21	0.9
2019-20	OM	30-21	613/20.4	45-87	.517	0-1	.000	30-48	.625	43	64	107	3.6	96-4	6	50	8	16	120	4.0
2020-21	OM	27-7	335/12.4	16-32	.500	0-0	.000	7-11	.636	26	31	57	2.1	64-2	7	24	4	6	39	1.4
2021-22	OM	1-0	5/4.6	0-0	.000	0-0	.000	0-0	.000	0	0	0	0.0	1-0	0	0	0	0	0	0.0
TOTAL		82-31	1102/13.4	68-135	.504	0-1	.000	44-69	.638	83	117	200	2.4	203-6	13	85	17	25	180	2.2

12 jordan BERRY

New Orleans, La. • Mount Carmel Academy

Junior • Guard • 5-7

Ole Miss

NOTES

2020-21 (SOPHOMORE)

- Appeared in five games
- Dished out a career-high four assists against McNeese

2019-20 (FRESHMAN)

- Played in two games

HIGH SCHOOL

- On four state tournament teams at Mount Carmel Academy, including district and state championship titles in 2016 and a state runner-up finish in 2019 • 2019 Second-Team All-State
- Three-time First-Team All-District
- First-Team All-Metro in 2019
- 2019: 17.0 PPG, 5.0 RPG, 3.7 APG, 3.4 SPG, .470 FG, .346 3PT, .800 FT
- 1,502 points, 434 rebounds, 350 assists and citizenship, leadership, academic excellence and community

service

- Also a two-year varsity letterwinner on the volleyball team that won back-to-back state titles in 2018 and 2019
- Ended career with 575 digs, 501 serve receptions, 50 aces, 17 assists and three kills

PERSONAL

- Class Valedictorian
- Older sister, Taylor, played basketball at Alabama

SEASON GAME-BY-GAME

THE BERRY FILE

BIRTHDAY	DEC. 19, 2000
MAJOR	CHEMICAL ENGINEERING
PARENTS	STACEY & RICHARD BERRY

OTHER REBELS TO WEAR #12

Wanda Austin	1978-81
Gail Eaves	1989-92
Gracie Frizzell	2011-15
Barbara Johnson	2018
Erin Newsom	2003
Lindy Noble	1982-83
Kelsey Nutt	2011
Anita Richardson	1986
Kim Rosamond	1995-98
Valerie Rushing	1985
Pam Vandenburg	1975
Kim Ufford	2001-02

CAREER HIGHS

Points: --
 Rebounds: 3, vs. McNeese State (11/30/20)
 Assists: 4, vs. McNeese State (11/30/20)
 Steals: 1, vs. McNeese State (11/30/20)
 Blocks: --
 Field Goals: --
 Free Throws: --
 Three Pointers: --

SEASON HIGHS

Points:
 Rebounds:
 Assists:
 Steals:
 Blocks:
 Field Goals:
 Free Throws:
 Three Pointers:

SEASON SUPERLATIVES

Double-Figure Points:
 Double-Figure Rebounds:
 Double-Doubles:
 5+ Rebounds:
 5+ Assists:
 Led Team in Points:
 Led Team in Rebounds:
 Led Team in Assists:

CAREER STATS

				Field Goals		3-Point		F-Throws		Rebounds									Scoring	
SEASON	TEAM	GP-GS	MIN/AVG	FG-FGA	FG%	3FG-3FGA	3FG%	FT-FTA	FT%	OFF	DEF	TOT	AVG	PF-FO	A	TO	BLK	STL	PTS	AVG
2019-20	OM	2-0	16/7.9	0-4	.000	0-2	.000	0-0	.000	0	1	1	0.5	0-0	0	1	0	1	0	0.0
2020-21	OM	5-0	29/5.7	0-4	.000	0-4	.000	0-0	.000	1	3	4	0.8	2-0	4	3	0	1	0	0.0
TOTAL		7-0	44/6.3	0-8	.000	0-6	.000	0-0	.000	1	4	5	0.7	2-0	4	4	0	2	0	0.0

angel
15 BAKER

Indianapolis, Ind. • Pike • Wright State

Senior • Guard • 5-8



NOTES

AT WRIGHT STATE

- Two time First-Team All-Horizon League
- 2020-21 Horizon League Tournament MVP
- Appeared in 90 games for the Raiders, starting in 56 over her three seasons
- Recorded two double-doubles in 2020-21, including a 26-point, 12-rebound performance in the Raider's NCAA Tournament First Round victory over No. 4 seed Arkansas

HIGH SCHOOL

- First-Team AP All State as a senior at Pike High School
- Tabbed as an Indiana All-Star and Conference Player of the Year

PERSONAL

- Multi-disciplinary studies major

SEASON GAME-BY-GAME

Opponent	Date	GS	MIN	Total		3-Pointers		Free throws		Rebounds				PF	A	TO	BLK	STL	PTS	AVG
				FG-FGA	PCT	3FG-3FGA	PCT	FT-FTA	PCT	OFF	DEF	TOT	AVG							
Belmont	11/11/2021		14:54	4-10	.400	0-0	.000	1-1	1.000	1	4	5	5.0	0	0	1	0	1	9	9.0
Totals		0	14:54	4-10	.400	0-0	.000	1-1	1.000	1	4	5	5.0	0	0	1	0	1	9	9.0

Player Averages

Games Played	Minutes/ game	Points/ game	FG Pct	3FG Pct	FT Pct	Rebounds/ game	Assists/ game	Turnovers/ game	Assist/Turnover ratio	Steals/ game	Blocks/ game
1	14.9	9.0	40.0	0.0	100.0	5.0	0.0	1.0	0.0	1.0	0.0

THE BAKER FILE

BIRTHDAY	MARCH 10, 2000
MAJOR	MULTI-DISCIPLINARY STUDIES
PARENTS	TENIA YOBBE & ANTHONY BAKER SR.
OTHER REBELS TO WEAR #15	

Tiffany Adkins	1997-98
Kelsey Briggs	2014-16
Kim Bullard	1986-88
Shayla Day	2000-01
Daphnee Frieson	2006-08
Pa'Sonna Hope	2010-12
Lisa Mabry	1975
Caitlin McGee	2021
Cheryl Miller	1979
Diane Pimpton	1992-93
Karen Rotenberry	1973-74

CAREER HIGHS

Points: 34, at SMU (12/07/19)
Rebounds: 12, vs. Arkansas (03/22/21)
Assists: 11, vs. Detroit Mercy (01/23/20)
Steals: 5, at Oakland (02/27/20)
Blocks: 3, 2x, last at UIC (03/03/20)
Field Goals: 13, vs. Cleveland St. (03/08/21)
Free Throws: 8, at SMU (12/07/19)
Three Pointers: 6, vs. Green Bay (02/19/21)

SEASON HIGHS

Points: 9, vs. Belmont (11/11/21)
Rebounds: 5, vs. Belmont (11/11/21)
Assists:
Steals: 1, vs. Belmont (11/11/21)
Blocks:
Field Goals: 4, vs. Belmont (11/11/21)
Free Throws: 1, vs. Belmont (11/11/21)
Three Pointers:

SEASON SUPERLATIVES

Double-Figure Points:
Double-Figure Rebounds:
Double-Doubles:
5+ Rebounds: 1x, vs. Belmont (11/11/21)
5+ Assists:
Led Team in Points:
Led Team in Rebounds:
Led Team in Assists:

CAREER STATS

SEASON	TEAM	GP-GS	MIN/AVG	Field Goals		3-Point		F-Throws		Rebounds				Scoring						
				FG-FGA	FG%	3FG-3FGA	3FG%	FT-FTA	FT%	OFF	DEF	TOT	AVG	PF-FO	A	TO	BLK	STL	PTS	AVG
2018-19	WSU	34-0	763/22.4	139-324	.429	24-69	.348	23-30	.767	19	61	80	2.4	79-1	90	79	11	28	325	9.6
2019-20	WSU	31-31	1062/34.2	199-512	.389	46-119	.387	68-85	.800	35	92	127	4.1	78-0	118	96	25	49	512	16.5
2020-21	WSU	25-25	871/34.8	179-421	.425	43-122	.352	51-79	.646	22	106	128	5.1	58-2	65	67	8	35	452	18.1
2021-22	OM	1-0	15/14.9	4-10	.400	0-0	.000	1-1	1.000	1	4	5	5.0	0-0	0	1	0	1	9	9.0
TOTAL FOR OM		1-0	15/14.9	4-10	.400	0-0	.000	1-1	1.000	1	4	5	5.0	0-0	0	1	0	1	9	9.0
TOTAL		91-56	2711/29.8	521-1267	.411	113-310	.365	143-195	.733	77	263	340	3.7	215-3	273	243	44	113	1298	14.3

22 aleah SORRENTINO

Palm Bay, Fla. • Florida Prep

Redshirt Freshman • Forward • 6-3



NOTES

2020-21 (FRESHMAN)

- Redshirted

HIGH SCHOOL

- Graduated early, reclassified to 2020 and enrolled at Ole Miss in August 2020
- Four-year varsity starter at Florida Prep
- Four-star rated prospect by ESPN
- Ranked No. 88 overall, No. 16 forward by ESPN • 12.5 PPG, 10.7 RPG in HS career before knee injury her senior season
- Was averaging 12.6 points per game through eight games at the time of her injury in 2019
- Two-time All-State honoree
- Part of two state championship teams
- Team Captain
- Also earned one varsity letter in volleyball

PERSONAL

- Has two siblings, Alexander and Alexis • Class President and Class Valedictorian • Served as a major in the JROTC

SEASON GAME-BY-GAME

Opponent	Date	GS	MIN	Total		3-Pointers		Free throws		Rebounds				PF	A	TO	BLK	STL	PTS	AVG
				FG-FGA	PCT	3FG-3FGA	PCT	FT-FTA	PCT	OFF	DEF	TOT	AVG							
Belmont	11/11/2021		02:18	1-1	1.000	0-0	.000	0-0	.000	1	0	1	1.0	1	0	0	0	0	2	2.0
Totals		0	02:18	1-1	1.000	0-0	.000	0-0	.000	1	0	1	1.0	1	0	0	0	0	2	2.0

Player Averages

Games Played	Minutes/game	Points/game	FG Pct	3FG Pct	FT Pct	Rebounds/game	Assists/game	Turnovers/game	Assist/Turnover ratio	Steals/game	Blocks/game
1	2.3	2.0	100.0	0.0	0.0	1.0	0.0	0.0	0.0	0.0	0.0

THE SORRENTINO FILE

BIRTHDAY	APRIL 11, 2003
MAJOR	PRE-LAW
PARENTS	DONNA & BRIAN SORRENTINO

OTHER REBELS TO WEAR #22

Nikki Byrd	2009-12
Jeanie Castle	1976-78
Katrecia Craig	1994-96
Kim Gilchrist	1991-92
Jennifer Gillom	1983-86
Leah Henley	2000-03
Danielle McCray	2012-15
Patti Ragsdale	1973-75
Christie Sides	1996-97
Sherry Slayton	1988
Tasi Worsham	2005-08

CAREER HIGHS

Points: 2, vs. Belmont (11/11/21)
 Rebounds: 1, vs. Belmont (11/11/21)
 Assists:
 Steals:
 Field Goals: 1, vs. Belmont (11/11/21)
 Free Throws:
 Three Pointers:

SEASON HIGHS

Points: 2, vs. Belmont (11/11/21)
 Rebounds: 1, vs. Belmont (11/11/21)
 Assists:
 Steals:
 Blocks:
 Field Goals: 1, vs. Belmont (11/11/21)
 Free Throws:
 Three Pointers:

SEASON SUPERLATIVES

Double-Figure Points:
 Double-Figure Rebounds:
 Double-Doubles:
 5+ Rebounds:
 5+ Assists:
 Led Team in Points:
 Led Team in Rebounds:
 Led Team in Assists:

CAREER STATS

SEASON	TEAM	GP-GS	MIN/AVG	Field Goals		3-Point		F-Throws		Rebounds				Scoring						
				FG-FGA	FG%	3FG-3FGA	3FG%	FT-FTA	FT%	OFF	DEF	TOT	AVG	PF-FO	A	TO	BLK	STL	PTS	AVG
2021-22	OM	1-0	2/2.3	1-1	1.000	0-0	.000	0-0	.000	1	0	1	1.0	1-0	0	0	0	0	2	2.0
TOTAL		1-0	2/2.3	1-1	1.000	0-0	.000	0-0	.000	1	0	1	1.0	1-0	0	0	0	0	2	2.0

23 jacorriah
BRACEY

Drew, Miss. • Thomas E. Edwards

Sophomore • Guard • 5-10



NOTES

2020-21 (FRESHMAN)

- Dropped a career-high 13 points in the SEC Tournament Quarterfinals against Tennessee
- Six games with three or more rebounds
- Averaged 3.3 points and 1.5 rebounds per game

- Thomas E. Edwards Scholar-Athlete
- Also a four-year letterwinner in track and cross country
- Part of track team that won district and regional titles before finishing third at state meet
- 2019 third place finisher in the 200-meter dash

HIGH SCHOOL

- ESPN 5-star rated recruit (No. 48 overall)
- No. 1 ranked recruit in Mississippi
- No. 11 ranked guard nationally by ESPN
- 2020 Mississippi Gatorade Player of the Year • Naismith High School Girls Trophy Watch List • McDonald's All-American nominee
- 31.2 PPG, 6.3 APG in HS career
- 35.0 PPG, 11.0 RPG, 7.0 APG senior year
- Led team to 3A state runner-up finish in 2020
- Led team to back-to-back Region 3-3A titles
- Two-time Thomas E. Edwards Female Athlete of the Year

PERSONAL

- Has two siblings, Jace-Kinnedi and Carter
- Related to former Ole Miss football lineman Terrell Brown
- Two-time First-Team All-State
- Three-time Region 3-3A MVP
- Three-time Dandy Dozen
- 2018-19 Mississippi North/South All-Star All games
- 2020-21 Ole Miss Women's Basketball Individual Game-by-Game Page 10/13 as of Mar 23, 2021
- Three-time Bolivar Commercial Player of the Year • Senior Class Treasurer

SEASON GAME-BY-GAME

				Total		3-Pointers		Free throws		Rebounds															
Opponent	Date	GS	MIN	FG-FGA	PCT	3FG-3FGA	PCT	FT-FTA	PCT	OFF	DEF	TOT	AVG	PF	A	TO	BLK	STL	PTS	AVG					
Belmont	11/11/2021	*	14:57	0-4	.000	0-0	.000	0-0	.000	0	1	1	1.0	2	1	1	0	0	0	0	0	0	0	0	0.0
Totals		1	14:57	0-4	.000	0-0	.000	0-0	.000	0	1	1	1.0	2	1	1	0	0	0	0	0	0	0	0	0.0

Player Averages

Games Played	Minutes/game	Points/game	FG Pct	3FG Pct	FT Pct	Rebounds/game	Assists/game	Turnovers/game	Assist/Turnover ratio	Steals/game	Blocks/game
1	14.9	0.0	0.0	0.0	0.0	1.0	1.0	1.0	1.0	0.0	0.0

THE BRACEY FILE

BIRTHDAY	NOV. 7, 2001
MAJOR	EXERCISE SCIENCE
PARENTS	CHIQUITA & CURTIS BRACEY
OTHER REBELS TO WEAR #23	

LaTosha Laws	2009-12
Joyce Meek	1973-75
Kylia Morrison	1987-90
Stephanie Murphy	1998-01
Sandra Newborn	1982-83
Betsy O'Conner	1979
Sarah Sally	1981
Shandricka Sessom	2015-19
Rosie Rushing	1985
Kacy Williams	1991-94

CAREER HIGHS

Points: 13, at #14 Tennessee (03/05/21)
Rebounds: 3, 5x last vs. UNI (03/26/21)
Assists: 2, 2x last vs. Alcorn State (12/08/20)
Steals: 3, vs. Alcorn State (12/08/20)
Blocks: --
Field Goals: 5, at #14 Tennessee (03/05/21)
Free Throws: 3, 2x, last at George Mason (12/19/20)
Three Pointers: 3, vs. #14 Tennessee (03/05/21)

SEASON HIGHS

Points:
Rebounds: 1, vs. Belmont (11/11/21)
Assists: 1, vs. Belmont (11/11/21)
Steals:
Blocks:
Field Goals:
Free Throws:
Three Pointers:

SEASON SUPERLATIVES

Double-Figure Points:
Double-Figure Rebounds:
Double-Doubles:
5+ Rebounds:
5+ Assists:
Led Team in Points:
Led Team in Rebounds:
Led Team in Assists:

CAREER STATS

				Field Goals		3-Point		F-Throws		Rebounds										Scoring	
SEASON	TEAM	GP-GS	MIN/AVG	FG-FGA	FG%	3FG-3FGA	3FG%	FT-FTA	FT%	OFF	DEF	TOT	AVG	PF-FO	A	TO	BLK	STL	PTS	AVG	
2020-21	OM	24-0	285/11.9	27-80	.338	9-27	.333	15-22	.682	11	24	35	1.5	27-0	9	22	0	10	78	3.3	
2021-22	OM	1-1	15/14.9	0-4	.000	0-0	.000	0-0	.000	0	1	1	1.0	2-0	1	1	0	0	0	0.0	
TOTAL		25-1	300/12.0	27-84	.321	9-27	.333	15-22	.682	11	25	36	1.4	29-0	10	23	0	10	78	3.1	

24 madison SCOTT

Indian Head, Md. • Bishop McNamara

Sophomore • Forward • 6-1



NOTES

2020-21 (FRESHMAN)

- Named the SEC Freshman of the year, the first for Ole Miss since 2003-04 (Armintie Price)
- Six-time SEC Freshman of the Week, one of three six time winners ever
- Led SEC freshmen in rebounding, averaging 7.1 boards per game
- Scored in double-digits in 13 games, including seven double-doubles, 12 games with at least seven boards

Player of the Year

- 2020 WBCA High School All-America Honorable Mention
- 2020 WCAC Player of the Year
- Led Bishop McNamara to 2020 WCAC title
- "She Got Game" Tournament MVP

PERSONAL

- Has three siblings: London, Summer and Zion
- Dean's List throughout entire high school career • Summa Cum Laude

HIGH SCHOOL

- ESPN 5-star rated recruit (No. 13 overall)
- No. 2 wing player nationally by ESPN
- McDonald's All-American (first in Ole Miss .570 FG her senior season women's basketball history)
- Naismith High School Girls Trophy Watch List
- Jordan Brand All-American
- 2020 Washington Post Metro Women's Basketball

SEASON GAME-BY-GAME

Opponent	Date	GS	MIN	Total		3-Pointers		Free throws		Rebounds				PF	A	TO	BLK	STL	PTS	AVG
				FG-FGA	PCT	3FG-3FGA	PCT	FT-FTA	PCT	OFF	DEF	TOT	AVG							
Belmont	11/11/2021	*	32:12	7-12	.583	0-0	.000	2-2	1.000	4	4	8	8.0	5	1	4	0	6	16	16.0
Totals			1 32:12	7-12	.583	0-0	.000	2-2	1.000	4	4	8	8.0	5	1	4	0	6	16	16.0

Player Averages

Games Played	Minutes/game	Points/game	FG Pct	3FG Pct	FT Pct	Rebounds/game	Assists/game	Turnovers/game	Assist/Turnover ratio	Steals/game	Blocks/game
1	32.2	16.0	58.3	0.0	100.0	8.0	1.0	4.0	0.3	6.0	0.0

THE SCOTT FILE

BIRTHDAY	DEC. 27, 2001
MAJOR	PSYCHOLOGY
PARENTS	SAKINA SCOTT & JOHNNIE DAILEY
OTHER REBELS TO WEAR #24	

Chandra Dorsey	1998-01
Shannon Dozier	2019
Bretta Hart	2014-17
Jackie Martin	1988-89-90, 1992
B.B. Manuel	1993-94
Armintie Price	2004-07
Sheila Sullivan	1974-77
Myra Williams	1984-87
Connie Winstead	1979

CAREER HIGHS

Points: 17, 2x, last at #18 Arkansas (02/19/21)
 Rebounds: 16, at LSU (01/31/21)
 Assists: 3, at #13 Arkansas (03/04/21)
 Steals: 6, vs. Belmont (11/11/21)
 Blocks: 4, vs. UNI (03/26/21)
 Field Goals: 7, vs. Belmont (11/11/21)
 Free Throws: 5, 5x last vs. Rice (03/28/21)
 Three Pointers: --

SEASON HIGHS

Points: 16, vs. Belmont (11/11/21)
 Rebounds: 7, vs. Belmont (11/11/21)
 Assists: 1, vs. Belmont (11/11/21)
 Steals: 6, vs. Belmont (11/11/21)
 Blocks:
 Field Goals: 7, vs. Belmont (11/11/21)
 Free Throws: 2, vs. Belmont (11/11/21)
 Three Pointers:

SEASON SUPERLATIVES

Double-Figure Points: 1x, vs. Belmont (11/11/21)
 Double-Figure Rebounds:
 Double-Doubles:
 5+ Rebounds: 1x, vs. Belmont (11/11/21)
 5+ Assists:
 Led Team in Points: 1x, vs. Belmont (11/11/21)
 Led Team in Rebounds:
 Led Team in Assists:

CAREER STATS

				Field Goals		3-Point		F-Throws		Rebounds										Scoring	
SEASON	TEAM	GP-GS	MIN/AVG	FG-FGA	FG%	3FG-3FGA	3FG%	FT-FTA	FT%	OFF	DEF	TOT	AVG	PF-FO	A	TO	BLK	STL	PTS	AVG	
2020-21	OM	24-20	589/24.6	82-152	.539	0-0	.000	66-98	.673	65	106	171	7.1	61-0	25	33	23	21	230	9.6	
2021-22	OM	1-1	32/32.2	7-12	.583	0-0	.000	2-2	1.000	4	4	8	8.0	5-1	1	4	0	6	16	16.0	
TOTAL		25-21	621/24.9	89-164	.543	0-0	.000	68-100	.680	69	110	179	7.2	66-1	26	37	23	27	246	9.8	

tiya
25 DOUGLAS

Fort Smith, Ark. • Northside • Trinity Valley CC

Junior • G • 5-10



NOTES

2020-21 (SOPHOMORE)

- Played in 26 games, making five starts
- Led the team with a career-high three steals in the first round of the WNIT against Samford
- Second on the team shooting .304 from beyond the arc with 14 made threes

AT TRINITY VALLEY COMMUNITY COLLEGE

2019-20 (FRESHMAN)

- On No. 1 junior college program in the nation that went 32-1 in 2019-20
- 13.9 PPG, 2.7 RPG, .403 3PT
- 2020 WBCA Honorable Mention All-American
- All-Conference in one season at TVCC
- Broke TVCC single-game record and tied NJCAA record with 13 three-pointers in 44-point performance vs. ETBU on Nov. 13, 2019

HIGH SCHOOL

- Three-year varsity letterwinner across three different high schools (Fayetteville High School, Fayetteville, Ark., 2016-17; Owasso High School, Owasso, Ark., 2017-18; Northside High School, Fort Smith, Ark., 2018-19)
 - Was on two different state title teams in 2019 at Northside and 2017 at Fayetteville
- PERSONAL
- Has two siblings, Serrant and Winter

SEASON GAME-BY-GAME

				Total		3-Pointers		Free throws		Rebounds															
Opponent	Date	GS	MIN	FG-FGA	PCT	3FG-3FGA	PCT	FT-FTA	PCT	OFF	DEF	TOT	AVG	PF	A	TO	BLK	STL	PTS	AVG					
Belmont	11/11/2021		10:12	0-1	.000	0-0	.000	0-0	.000	0	0	0	0.0	1	0	1	0	0	0	0	0	0	0	0	0.0
Totals		0	10:12	0-1	.000	0-0	.000	0-0	.000	0	0	0	0.0	1	0	1	0	0	0	0	0	0	0	0	0.0

Player Averages

Games Played	Minutes/game	Points/game	FG Pct	3FG Pct	FT Pct	Rebounds/game	Assists/game	Turnovers/game	Assist/Turnover ratio	Steals/game	Blocks/game
1	10.2	0.0	0.0	0.0	0.0	0.0	0.0	1.0	0.0	0.0	0.0

THE DOUGLAS FILE

BIRTHDAY	SEPT. 23, 2000
MAJOR	PSYCHOLOGY
PARENTS	TARI CUMMINGS & JAMAL DOUGLAS

OTHER REBELS TO WEAR #25

Alissa Alston	2016-17-18
Marilyn Brooks	1982-83-84-85
Niesha Dobbs	1996
Courtney Marbra	2010-11-12-13
Laticia Mathis	1995
Becky Myatt	1998-99-2000-01
Kimsey O'Neal	1987-88-89-90
Bryn Parker	2020
Kathy Rooker	1975
Kris Stratton	1979-80-81
Tia Watson	2003-04
Becky Weeks	1973-74-75
Lori Woodward	1977

CAREER HIGHS

Points: 8, vs. Mississippi Valley (12/12/20)
 Rebounds: 5, at #14 Mississippi St. (01/10/20)
 Assists: 2, 2x last vs. Missouri (01/14/21)
 Steals: 2, 2x last at #14 Miss. St. (01/10/20)
 Blocks: --
 Field Goals: 3, vs. Mississippi Valley (12/12/20)
 Free Throws: --
 Three Pointers: 2, 2x last vs. MVSU (12/12/20)

SEASON HIGHS

Points:
 Rebounds:
 Assists:
 Steals:
 Blocks:
 Field Goals:
 Free Throws:
 Three Pointers:

SEASON SUPERLATIVES

Double-Figure Points:
 Double-Figure Rebounds:
 Double-Doubles:
 5+ Rebounds:
 5+ Assists:
 Led Team in Points:
 Led Team in Rebounds:
 Led Team in Assists:

CAREER STATS

				Field Goals		3-Point		F-Throws		Rebounds										Scoring	
SEASON	TEAM	GP-GS	MIN/AVG	FG-FGA	FG%	3FG-3FGA	3FG%	FT-FTA	FT%	OFF	DEF	TOT	AVG	PF-FO	A	TO	BLK	STL	PTS	AVG	
2020-21	OM	26-5	368/14.2	30-80	.375	14-46	.304	0-4	.000	22	9	31	1.2	32-0	7	12	1	14	74	2.8	
2021-22	OM	1-0	10/10.2	0-1	.000	0-0	.000	0-0	.000	0	0	0	0.0	1-0	0	1	0	0	0	0.0	
TOTAL		27-5	378/14.0	30-81	.370	14-46	.304	0-4	.000	22	9	31	1.1	33-0	7	13	1	14	74	2.7	

32 caitlin MCGEE

Jacksonville, Fla. • Sandalwood

Redshirt Sophomore • F • 6-1



NOTES

2020-21 (FRESHMAN)

- Scored 13 points in her collegiate debut for a career-high against McNeese
- Appeared in 24 games, averaging 12.3 minutes

- 2018-19 Team Captain
- 3x Team MVP

PERSONAL

- Her father, Carlton, was a starter on the men's basketball team at Wisconsin
- Related to Norman McGee Jr., an 11th round selection of the San Francisco 49ers in 1989

2019-20 (FRESHMAN)

- Redshirted after enrolling early at Ole Miss.

HIGH SCHOOL

- Three-star rated recruit by ESPN
- Varsity letterwinner in both basketball and track & field
- 18.0 PPG, 12.3 RPG, 2.7 BPG in HS career
- Times Union All-Decade Team
- 2018-19 First-Team All-State
- 3x First-Team All-Area
- 3x First-Team All-City
- 3x All-Conference in basketball, 2x in track

SEASON GAME-BY-GAME

				Total		3-Pointers		Free throws		Rebounds										
Opponent	Date	GS	MIN	FG-FGA	PCT	3FG-3FGA	PCT	FT-FTA	PCT	OFF	DEF	TOT	AVG	PF	A	TO	BLK	STL	PTS	AVG
Belmont	11/11/2021		12:01	0-2	.000	0-1	.000	0-0	.000	1	1	2	2.0	0	2	2	0	0	0	0.0
Totals		0	12:01	0-2	.000	0-1	.000	0-0	.000	1	1	2	2.0	0	2	2	0	0	0	0.0

Player Averages

Games Played	Minutes/game	Points/game	FG Pct	3FG Pct	FT Pct	Rebounds/game	Assists/game	Turnovers/game	Assist/Turnover ratio	Steals/game	Blocks/game
1	12.0	0.0	0.0	0.0	0.0	2.0	2.0	2.0	1.0	0.0	0.0

THE MCGEE FILE

BIRTHDAY	JAN. 7, 2002
MAJOR	GENERAL BUSINESS
PARENTS	BRIDGET & CARLTON MCGEE

OTHER REBELS TO WEAR #32

Teena Bender	1988-91
Ellen Buchanan	2003-06
Alliesha Easley	2006-10
Tia Faleru	2011-15
Von Kirk	2000-02
Sabrina McNair	1992-95
Kate Rodgers	2017-2018
Alisa Scott	1984-87
Julianne Signaigo	1998-99
Janet Smith	1974
Risa Turton	1979-80
Pam Vaughn	1981-82

CAREER HIGHS

Points: 13, vs. McNeese State (11/30/20)
 Rebounds: 6, 4x last vs. UNI (03/26/21)
 Assists: 2, 2x, last vs. Belmont (11/11/21)
 Steals: 2, vs. Mississippi Valley (12/12/20)
 Blocks: 3, vs. #14 Kentucky (02/04/21)
 Field Goals: 6, vs. McNeese State (11/30/20)
 Free Throws: 3, at Arkansas (02/19/21)
 Three Pointers: 1, vs. Kansas (12/03/20)

SEASON HIGHS

Points:
 Rebounds: 2, vs. Belmont (11/11/21)
 Assists: 2, vs. Belmont (11/11/21)
 Steals:
 Blocks:
 Field Goals:
 Free Throws:
 Three Pointers:

SEASON SUPERLATIVES

Double-Figure Points:
 Double-Figure Rebounds:
 Double-Doubles:
 5+ Rebounds:
 5+Assists:
 Led Team in Points:
 Led Team in Rebounds:
 Led Team in Assists: 1x, vs. Belmont (11/11/21)

CAREER STATS

				Field Goals		3-Point		F-Throws		Rebounds										Scoring	
SEASON	TEAM	GP-GS	MIN/AVG	FG-FGA	FG%	3FG-3FGA	3FG%	FT-FTA	FT%	OFF	DEF	TOT	AVG	PF-FO	A	TO	BLK	STL	PTS	AVG	
2020-21	OM	24-0	300/12.5	28-63	.444	3-10	.300	14-23	.609	30	51	81	3.4	32-0	12	20	9	5	73	3.0	
2021-22	OM	1-0	12/12.0	0-2	.000	0-1	.000	0-0	.000	1	1	2	2.0	0-0	2	2	0	0	0	0.0	
TOTAL		25-0	312/12.5	28-65	.431	3-11	.273	14-23	.609	31	52	83	3.3	32-0	14	22	9	5	73	2.9	

andeija
40 PUCKETT

Griffin, Ga. • Griffin • Cincinnati

Redshirt Senior • Center • 6-2



NOTES

2020-21 (REDSHIRT JUNIOR)

- Out for season with knee injury
- 2019-20 (Junior)

HIGH SCHOOL

- 18.0 PPG, 10.0 RPG, 5.0 BPG, 3.0 SPG
- Four-time First Team AAAA All-Region selection • Georgia Athletic Coaches Association All-State • All-time leading scorer and rebounder in Griffin High School history
- 2016 Most Valuable Player of rising All-Star Game
- 2016 Atlanta Journal-Constitution Honorable Mention AAAA All-State selection
- Three-star recruit by ESPN

PERSONAL

- Father played basketball at Georgia Southern
- Will sit out due to NCAA transfer rules
- 2018-19 (Sophomore; at Cincinnati)

- Played 35 games, starting one, averaging 4.4 points, 2.7 rebounds, and 1.0 blocks
- Career high 16 points and six rebounds in the WNIT first round vs. Youngstown State
- 2017-18 (Freshman; at Cincinnati)
- Played 17 games
- Averaged 1.9 points and 0.9 rebounds

SEASON GAME-BY-GAME

THE PUCKETT FILE

BIRTHDAY	OCT. 17, 1998
MAJOR	CRIMINAL JUSTICE
PARENTS	NYKEDA DRIVER & WILLIE PUCKETT

OTHER REBELS TO WEAR #40

Danetra Forrest	2004-08
Lesli Vollrath	1997-99

CAREER HIGHS

Points: 16, vs. Youngstown St. (03/21/19)
 Rebounds: 10, at Saint Louis (11/18/18)
 Assists: 2, 2x, last at UCF (01/13/19)
 Steals: 3, 3x, last at UCF (01/13/19)
 Blocks: 4, 2x, last at Tulsa (01/19/19)
 Field Goals: 7, vs. Youngstown St. (03/21/19)
 Free Throws: 6, vs. Lipscomb (11/24/18)
 Three Pointers: --

SEASON HIGHS

Points:
 Rebounds:
 Assists:
 Steals:
 Blocks:
 Field Goals:
 Free Throws:
 Three Pointers:

SEASON SUPERLATIVES

Double-Figure Points:
 Double-Figure Rebounds:
 Double-Doubles:
 5+ Rebounds:
 5+ Assists:
 Led Team in Points:
 Led Team in Rebounds:
 Led Team in Assists:

CAREER STATS

				Field Goals		3-Point		F-Throws		Rebounds				Scoring						
SEASON	TEAM	GP-GS	MIN/AVG	FG-FGA	FG%	3FG-3FGA	3FG%	FT-FTA	FT%	OFF	DEF	TOT	AVG	PF-FO	A	TO	BLK	STL	PTS	AVG
2017-18	UC	17-0	81/4.8	14-35	.400	0-0	.000	5-11	.455	5	11	16	0.9	10-0	3	13	4	5	33	1.9
2018-19	UC	35-1	359/10.3	63-129	.488	0-0	.000	29-43	.674	40	56	96	2.7	63-0	6	41	36	17	155	4.4
TOTAL FOR OM		0-0	0/0.0	0-0	.000	0-0	.000	0-0	.000	0	0	0	0.0	0-0	0	0	0	0	0	0.0
TOTAL		52-1	440/8.5	77-164	.470	0-0	.000	34-54	.630	45	67	112	2.2	73-0	9	54	40	22	188	3.6

THE PAVILION

AT OLE MISS

The centerpiece of the Forward Together campaign is the state-of-the-art \$96.5-million Pavilion at Ole Miss. On July 31, 2014, ground was broken on the 225,000-square foot arena that officially opened its doors on January 7, 2016 with the Rebel men's basketball team's victory over Alabama.

Designed by AECOM and built by BL Harbert, The Pavilion boasts a capacity of 9,500 fans and includes a number of first-class amenities, including courtside and baseline seating for students, three premium club areas for fans and more than 1,700 premium seats all within an intimate seating bowl. The men's and women's locker rooms measure almost 1,500 square feet, while the facility also houses two visiting team locker rooms, officials' locker rooms, a volleyball locker room and green room space.

Ole Miss worked with Daktronics to design, manufacture and install what was the largest center-hung video display board in college sports at the time with nearly 2,400 square feet of LED. The center-hung configuration consists of 13 video displays for a total of more than 3.6 million LEDs. It includes four main video displays, two undermount video displays, four corner displays and three 360-degree rings.

On January 28, 2017, the hardwood that the Rebels play on was officially named Craddock Court. Due to the generosity of Ben and David Craddock, the floor was named in honor of the entire Craddock family.

The main entrance and north lobby of The Pavilion features the C Spire Speedzone, an interactive lounge through partnership with C Spire that also includes Steak 'n Shake, Raising Cane's, Rebel Shop by Fanatics and a ticket office. The C Spire Speedzone offers a lightning fast, 1 gigabit-per-second, fiber optic-enabled Wi-Fi network as well as social media digital displays, power port enabled charging stations and a kiosk to purchase mobile devices and accessories.

The Pavilion also includes a five-story parking garage with 800 spaces that services the entire campus community.

The placement of The Pavilion allows Ole Miss to further enhance its athletics complex - better connecting athletics to the heart of the best campus in higher education. This centralized location creates an impressive "front door" for Rebel Athletics and a destination point not only on a gameday but every day of the week.

The Pavilion at Ole Miss is the crown jewel of the Forward Together Campaign, which surpassed its original goal of \$150 million in just more than four years. Other components of the campaign included the north end zone expansion and suite renovations at Vaught-Hemingway Stadium, renovation of the Gillom Center, FedEx Academic Support Center and Starnes Athletic Training Center, as well as other future projects.

Facility Highlights:

- Opened January 7, 2016
- More than 225,000 total square feet
- Seats approximately 9,500 fans and includes 1,700 premium seats
- Houses men's and women's locker rooms measuring almost 1,500 square feet
- Features largest center-hung video display board in college sports with nearly 2,400 square feet of LED
- Concourse highlighted by the C Spire Speedzone, which includes Steak 'n Shake, Raising Cane's, The Rebel Shop a Fanatics Experience
- Includes five-story parking garage with more than 800 spaces

QUICK FACTS

Capacity: 9,500

Opened: Jan. 7, 2016

Record: 46-43 (Sixth Season)

First Opponent: Florida (Jan. 10, 2016; L, 85-65)

First Basket: Madinah Muhammad (3-pointer, vs. Florida)

First Win: vs. #9 Kentucky (73-65, Jan. 21, 2016)

TOP-15 HOME CROWDS (ALL-TIME)

1. 8,229 (12/12/17)* Southern Miss, W, 68-59
2. 8,203 (11/10/17)* NW State, W, 75-44
3. 8,088 (12/01/16)* Jackson State, W, 89-41
4. 7,407 (11/13/15) Mississippi Valley St., W, 97-61
5. 7,389 (12/12/18)* Louisiana, W, 79-57
6. 7,042 (11/13/17)* Kennesaw State, W, 92-63
7. 6,574 (12/16/19)* GA Southern, W, 69-66 (OT)
8. 6,297 (12/02/17)* Arkansas State, W, 74-48
9. 5,870 (11/13/09) SE Louisiana, W, 80-42
10. 5,696 (11/14/14) Grambling State, W, 92-67
11. 5,404 (02/06/88) Tennessee, L, 78-67
12. 5,199 (11/20/14) Southern, W, 91-68
13. 4,634 (02/12/17)* Mississippi State, L, 66-44
14. 4,491 (12/04/13) La Tech, W, 79-68
15. 4,489 (02/22/04) Tennessee, L, 85-69

*Denotes game played at The Pavilion at Ole Miss



RADIO/TV ROSTER



0 **SHAKIRA AUSTIN**
Sr. • C • 6-5



1 **LASHONDA MONK**
Gr. • G • 5-6



2 **MIMI REID**
R-Sr. • G • 5-8



3 **DONNETTA JOHNSON**
R-Jr. • G • 5-11



4 **JAIYAH HARRIS-SMITH**
Fr. • G • 5-6



5 **SNUDDA COLLINS**
So. • F • 6-1



10 **DESTINY SALARY**
So. • G • 6-0



11 **IYANLA KITCHENS**
Sr. • F • 6-2



12 **JORDAN BERRY**
Jr. • G • 5-7



15 **ANGEL BAKER**
Sr. • G • 5-8



22 **ALEAH SORRENTINO**
R-Fr. • F • 6-3



23 **JACCORIAH BRACEY**
So. • G • 5-10




24 **MADISON SCOTT**
So. • F • 6-1



25 **TIYA DOUGLAS**
Jr. • G • 5-10



32 **CAITLIN MCGEE**
R-So. • F • 6-1



40 **ANDEIJA PUCKETT**
R-Sr. • C • 6-2



YOLETT MCPHEE-MCCUIN
HEAD COACH



SHAY ROBINSON
ASSOCIATE HEAD COACH



CHRIS AYERS
ASSISTANT COACH



ARMINTIE HERRINGTON
ASSISTANT COACH