



MIZZOU

2025-26 MEN'S BASKETBALL GAME NOTES

30 NCAA TOURNAMENT APPEARANCES • 23 CONFERENCE CHAMPIONSHIPS • 21 ALL-AMERICANS • 48 NBA DRAFT SELECTIONS

2025-26 SCHEDULE

November

| | | | |
|-----|----|----------------------|-----------|
| Mon | 3 | at Howard | W, 88-67 |
| Fri | 7 | SOUTHEAST MISSOURI | W, 89-84 |
| Sun | 9 | VMI | W, 106-68 |
| Wed | 12 | MINNESOTA | W, 83-60 |
| Mon | 17 | PRAIRIE VIEW A&M | W, 91-73 |
| Thu | 20 | SOUTH DAKOTA | W, 102-68 |
| Tue | 25 | SOUTH CAROLINA STATE | W, 98-66 |
| Fri | 28 | CLEVELAND STATE | W, 86-59 |

December

| | | | |
|-----|----|-----------------------|----------|
| Tue | 2 | ^ at Notre Dame | L, 71-76 |
| Sun | 7 | # at #21/21 Kansas | L, 60-80 |
| Thu | 11 | ALABAMA STATE | W, 85-77 |
| Sun | 14 | BETHUNE-COOKMAN | W, 82-60 |
| Mon | 22 | % vs. #20/19 Illinois | L, 48-91 |

January

| | | | |
|-----|----|----------------------------|-----------|
| Sat | 3 | * #22/22 FLORIDA | W, 76-74 |
| Wed | 7 | * at RV/RV Kentucky | W, 73-68 |
| Sat | 10 | * at Ole Miss (SECN) | 5 p.m. |
| Wed | 14 | * AUBURN (ESPN2) | 6 p.m. |
| Sat | 17 | * at LSU (SECN) | 2:30 p.m. |
| Tue | 20 | * GEORGIA (SECN) | 8 p.m. |
| Sat | 24 | * OKLAHOMA (ESPN/2) | 1 p.m. |
| Tue | 27 | * at Alabama (SECN) | 8 p.m. |
| Sat | 31 | * MISSISSIPPI STATE (SECN) | 2:30 p.m. |

February

| | | | |
|-----|----|-------------------------------|-------------|
| Sat | 7 | * at South Carolina (SECN) | Noon |
| Wed | 11 | * at Texas A&M (SECN) | 8 p.m. |
| Sat | 14 | * TEXAS (ESPN/2) | 7:30 p.m. |
| Wed | 18 | * VANDERBILT (SECN) | 8 p.m. |
| Sat | 21 | * at Arkansas (ESPN/2) | 3/3:30 p.m. |
| Tue | 24 | * TENNESSEE (SECN) | 8 p.m. |
| Sat | 28 | * at Mississippi State (SECN) | Noon |

March

| | | | |
|-----|---|-----------------------|---------|
| Tue | 3 | * at Oklahoma (ESPNU) | 6 p.m. |
| Sat | 7 | * ARKANSAS (ESPN/2/U) | 11 a.m. |



MIZZOU TIGERS

12-3, 2-0 SEC

Head Coach: Dennis Gates
Career Record: 117-89
Record vs. Ole Miss: 3-2

AP Rank: n/a
Coaches: RV
NET: No. 69



OLE MISS REBELS

8-7, 0-2 SEC

Head Coach: Chris Beard
Career Record: 289-129
Record vs. Mizzou: 2-1

AP Rank: n/a
Coaches: n/a
NET: No. 99

MISSOURI AT OLE MISS

Oxford, Miss. • The Pavilion at Ole Miss
Saturday, Jan. 10 • 5 p.m.

TELEVISION

Station SEC Network
Play-by-Play Mike Morgan
Analyst Jon Sundvold

RADIO

Station Tiger Radio Network
Satellite XM: 390 / SXM App: 980
Play-by-Play Brad Tregnago
Analyst Chris Gervino

SERIES HISTORY

Overall Ole Miss, 17-9
at Kentucky Ole Miss, 8-3
Under Dennis Gates Mizzou, 3-2
Last Meeting Mizzou 83, Ole Miss 75 (1/25/25)
Last 10 Games Mizzou, 6-4

MEDIA INFORMATION

Basketball SID Jason Veniskey
Office (573) 882-7826
Cell (585) 615-5316
E-mail jveniskey@missouri.edu

The Missouri Strategic Communications staff is available to assist home and visiting media. Contact Jason Veniskey for credentials, releases, statistics or general basketball info and for assistance arranging interviews with players and/or coaches.

The Mizzou men's basketball team looks to continue its undefeated start in conference play when it travels to face Ole Miss on Saturday. Tipoff is set for 5 p.m. on SEC Network.

KEY MIZZOU NUMBERS

2

The Tigers have not won their first two road conference games since 1998-99.

3

With its first 2-0 SEC start in school history, Mizzou is now targeting its first 3-0 start versus league foes since 2000-01 as a member of the Big 12.

8

The Tigers are a perfect 8-0 when Jayden Stone plays this season (4-3 without).

10

Anthony Robinson II tallied a career-best 10 assists on Wednesday – the most by a Tiger in nine seasons.

11

Mark Mitchell is one of 11 players nationally to average 17 points, five rebounds and three assists (only player in the SEC).

50.0

Jacob Crews ranks third in the nation with a 3-point clip of 50.0 percent.

MISSOURI'S LAST GAME STARTERS



0 ROBINSON II
Jr • G

11.3 PPG

3.9 APG

2.3 SPG

45.2 FG%




17 STONE
Gr • G

13.6 PPG

5.0 RPG

2.4 APG

59.4 FG%




35 CREWS
Gr • G/F

13.1 PPG

4.4 RPG

53.8 FG%

50.0 3P%



25 MITCHELL
Sr • G/F

17.2 PPG

5.1 RPG

3.0 APG

55.6 FG%



15 PHILLIPS JR.
Sr • C

7.7 PPG

4.8 RPG

1.5 BPG

66.7 FG%

* - Southeastern Conference Game
- StorageMart Border Showdown (Kansas City, Mo.)
% - McBride Homes Braggin' Rights (St. Louis, Mo.)
^ - ACC/SEC Challenge


PHOTO ROSTER



0 Anthony Robinson II
Jr • G • 6-3 • 185
Tallahassee, Fla.

1 Aaron Rowe
Fr • G • 6-2 • 155
Columbia, Mo.

5 T.O. Barrett
So • G • 6-4 • 205
Oklahoma City, Okla.



6 Annor Boateng
So • G • 6-6 • 220
Little Rock, Ark.

7 Trent Burns
Fr • C • 7-5 • 260
Cypress, Texas


11 Trent Pierce
Jr • G/F • 6-10 • 225
Tulsa, Okla.



12 Sebastian Mack
Jr • G • 6-3 • 195
Chicago, Ill.

14 Jevon Porter
Sr • F • 6-11 • 230
Columbia, Mo.

15 Shawn Phillips Jr.
Sr • C • 7-0 • 245
Dayton, Ohio



17 Jayden Stone
Gr • G • 6-4 • 185
Perth, Australia

24 Nicholas Randall
Fr • G/F • 6-9 • 240
St. Louis, Mo.

25 Mark Mitchell
Sr • G/F • 6-9 • 230
Kansas City, Kan.



35 Jacob Crews
Gr • G/F • 6-8 • 215
Hilliard, Fla.

45 Luke Northweather
Jr • F • 6-11 • 235
Jefferson City, Mo.

2025-26 MIZZOU TIGERS ROSTER

| # | Name | Pos | Yr | Ht | Wt | Hometown/Last School |
|----|---------------------|-----|-----|------|-----|---|
| 0 | Anthony Robinson II | G | Jr. | 6-3 | 285 | Tallahassee, Fla. / Florida State University HS |
| 1 | Aaron Rowe | G | Fr. | 6-2 | 155 | Columbia, Mo. / Father Tolton HS |
| 5 | T.O. Barrett | G | So. | 6-4 | 205 | Oklahoma City, Okla. / Link Academy |
| 6 | Annor Boateng | G | So. | 6-6 | 220 | Little Rock, Ark. / Little Rock Central HS |
| 7 | Trent Burns | C | Fr. | 7-5 | 260 | Cypress, Texas / Good Vision Academy |
| 11 | Trent Pierce | G/F | Jr. | 6-10 | 225 | Tulsa, Okla. / AZ Compass Prep |
| 12 | Sebastian Mack | G | Jr. | 6-3 | 195 | Chicago, Ill. / UCLA |
| 14 | Jevon Porter | F | Sr. | 6-11 | 230 | Columbia, Mo. / Loyola Marymount |
| 15 | Shawn Phillips Jr. | C | Sr. | 7-0 | 245 | Dayton, Ohio. / Arizona State |
| 17 | Jayden Stone | G | Gr. | 6-4 | 185 | Perth, Australia / West Virginia |
| 24 | Nicholas Randall | G/F | Fr. | 6-9 | 240 | St. Louis, Mo. / AZ Compass Prep |
| 25 | Mark Mitchell | G/F | Sr. | 6-9 | 230 | Kansas City, Kan. / Duke |
| 35 | Jacob Crews | G/F | Gr. | 6-8 | 215 | Hilliard, Fla. / UT Martin |
| 45 | Luke Northweather | F | Jr. | 6-11 | 235 | Jefferson City, Mo. / Oklahoma |

MIZZOU COACHING & SUPPORT STAFF



Dennis Gates
Whitten Family Head Coach
California '01
Overall Record: 117-89 (Seventh year)
Record at Mizzou: 67-49 (Fourth year)



Kyle Smithpeters
Assoc Head Coach

Ryan Sharbaugh
Assistant Coach

Matt Cline
Assistant Coach

Steve Wright
Assistant Coach

David "Dickey" Nutt
Assistant Coach

Support Staff

| | |
|---|---|
| David Carter, Special Asst. to Head Coach | Sean Conaty, Dir. of Athletic Performance |
| Tim Fuller, General Manager | Chris Perrin, Senior Athletic Trainer |
| Griffin McHone, Director of Operations | Tim Reusche, Creative Director |

PRONUNCIATION GUIDE

| Name | Pronunciation |
|---------------|--------------------|
| Annor Boateng | ON-err BOW-ah-tang |

BY THE NUMBERS

| Mizzou | Stats | Ole Miss |
|--------|------------------|----------|
| 82.5 | <<< Scoring | 75.1 |
| 51.4 | <<< FG Pct | 45.2 |
| 36.5 | <<< 3FG Pct | 34.3 |
| 67.4 | FT Pct >>> | 73.8 |
| 36.7 | <<< Rebounds | 31.4 |
| 15.1 | <<< Assists | 14.5 |
| 12.7 | Turnovers >>> | 10.1 |
| 71.4 | Scoring Def. >>> | 69.6 |
| 41.7 | <<< FG% Def. | 42.5 |
| 36.1 | 3FG% Def. >>> | 34.8 |
| 3.3 | Blocks >>> | 4.9 |
| 7.9 | <<< Steals | 7.3 |

SERIES FACTS & FIGURES

| | |
|-----------------------|----------------|
| All-Time Series | Ole Miss, 17-9 |
| at Missouri | Ole Miss, 7-5 |
| at Ole Miss | Ole Miss, 8-3 |
| Neutral Site | Ole Miss, 2-1 |
| Postseason..... | Ole Miss, 2-1 |
| Current Streak | Mizzou, 1 |
| Last 10 Games | Mizzou, 6-4 |

Missouri Superlatives

| | |
|-----------------------------|-------------|
| Most Points | 98, 2/9/13 |
| Fewest Points Allowed | 53, 1/18/22 |
| Largest Win | 25, 1/18/22 |

Ole Miss Superlatives

| | |
|-----------------------------|-------------|
| Most Points | 91, 2/8/14 |
| Fewest Points Allowed | 49, 1/12/13 |
| Largest Win | 21, 2/10/21 |

SERIES RESULTS

| | | | | | |
|---------|---|----------|---------|---|----------|
| 1/12/13 | A | L, 49-64 | 3/9/19 | H | L, 68-73 |
| 2/9/13 | H | W, 98-79 | 2/18/20 | H | W, 71-68 |
| 3/15/13 | N | L, 62-64 | 3/4/20 | A | L, 67-75 |
| 2/8/14 | A | L, 88-91 | 2/10/21 | A | L, 59-80 |
| 1/31/15 | H | L, 47-67 | 2/23/21 | H | L, 53-60 |
| 2/3/16 | H | L, 73-76 | 1/18/22 | A | W, 78-53 |
| 2/23/16 | A | L, 76-85 | 2/12/22 | H | W, 74-68 |
| 1/21/17 | H | L, 71-75 | 3/9/22 | N | W, 72-60 |
| 2/25/17 | A | L, 77-80 | 1/24/23 | A | W, 89-77 |
| 3/9/17 | N | L, 74-86 | 3/4/23 | H | W, 82-77 |
| 2/6/18 | A | W, 75-69 | 2/17/24 | A | L, 76-79 |
| 2/20/18 | H | L, 87-90 | 3/2/24 | H | L, 78-84 |
| 2/16/19 | A | L, 65-75 | 1/25/25 | H | W, 83-75 |

TIGERS VS REBELS

| No. | Player | GP | Pts | Reb | Asst | Other |
|-----|---------------------|----|------|-----|------|----------|
| 0 | Anthony Robinson II | 3 | 6.0 | 3.7 | 2.0 | 2.0 SPG |
| 1 | Aaron Rowe | 0 | -- | -- | -- | -- |
| 5 | T.O. Barrett | 0 | -- | -- | -- | -- |
| 6 | Annor Boateng | 0 | -- | -- | -- | -- |
| 7 | Trent Burns | 0 | -- | -- | -- | -- |
| 11 | Trent Pierce | 2 | 3.5 | 4.0 | 2.0 | 0.5 SPG |
| 12 | Sebastian Mack | 0 | -- | -- | -- | -- |
| 14 | Jevon Porter | 0 | -- | -- | -- | -- |
| 15 | Shawn Phillips Jr. | 1 | 0.0 | 0.0 | 0.0 | -- |
| 17 | Jayden Stone | 1 | 22.0 | 6.0 | 2.0 | 2.0 SPG |
| 24 | Nicholas Randall | 0 | -- | -- | -- | -- |
| 25 | Mark Mitchell | 1 | 6.0 | 2.0 | 4.0 | 2.0 BPG |
| 35 | Jacob Crews | 1 | 5.0 | 2.0 | 0.0 | 40.0 FG% |
| 45 | Luke Northweather | 0 | -- | -- | -- | -- |

ABOUT THE TIGERS

- Mizzou is 12-3 during the 2025-26 campaign.
- The Tigers are a perfect 2-0 in SEC play, earning wins over No. 22 Florida and at Kentucky to open conference action.
- **Mark Mitchell** and **Jayden Stone** both scored 20-plus points in Wednesday's 73-68 win over the Wildcats with Mitchell tallying 21 and Stone chipping in 20.
- Overall, Mitchell leads Mizzou with 17.2 points and 5.1 rebounds, while ranking second on the team with 3.0 assists.
- Four Tigers are scoring in double figures with Stone (13.6), **Jacob Crews** (13.1) and **Anthony Robinson II** (11.3) following Mitchell's lead.
- Robinson also has a team-best 3.9 assists per game, while **Shawn Phillips Jr.** leads the Tigers with 1.5 blocks.
- Mizzou is scoring 82.5 points during the 2025-26 campaign, while allowing 71.4

ABOUT THE REBELS

- Ole Miss owns an 8-7 record this season with a 0-2 mark in SEC play.
- The Rebels are coming off a home loss to No. 15 Arkansas, 94-87, on Wednesday.
- Ole Miss is led by Malik Dia, who has a team-best 14.7 points and 6.9 rebounds per game.
- AJ Storr and Ilias Kamardine also score in double figures with 11.3 points, while Kamardine adds a team-best 4.1 assists.
- The Rebels own a scoring offense of 75.1 points through 15 games this season with a scoring defense of 69.6 points.

SERIES HISTORY

- Ole Miss holds a 17-9 edge over Mizzou with all meetings coming since the Tigers joined the conference in 2012.
- While the Rebels hold the advantage in the all-time series, Mizzou has won six of the last eight contests.
- MU won the only meeting between the teams last year with the No. 22 Tigers defeating the No. 16 Rebels, 83-75, behind a combined 48 points from Tamar Bates and Caleb Grill at Mizzou Arena.

HISTORIC FIRSTS

- The Tigers are riding high early in SEC play after accomplishing a number of program firsts.
- Mizzou is coming off the school's first-ever win at Kentucky – having entered with a 0-9 all-time record in Lexington.
- With the win, the Tigers also improved to 2-0 in SEC play for first time in school history.
- Now in its 14th season in the conference, MU last owned a 2-0 league record as a member of the Big 12 in 2009-10.

LET'S KEEP IT GOING

- Now that the Tigers recorded their first 2-0 start in SEC play in their history, they now turn their attention toward 3-0.
- Mizzou is aiming for its first 3-0 league start since it began the 2000-01 season perfect through three as a member of the Big 12.
- The Tigers are also trying to win their first two road games in conference play for the first time since 1998-99.

AGAINST THE BEST

- Not only has Mizzou completed a rare 2-0 start but to make it even more impressive, it did it against the top two teams in the SEC Preseason Poll.
- Florida was named the preseason favorite prior to the year with Kentucky ranked second.
- It marks the third time in 14 seasons MU defeated the top two teams in the poll – also 2021 (Tennessee & Kentucky) and 2023 (Kentucky & Arkansas).

DIFFERENCE MAKERS

- The biggest difference for the Tigers in SEC play has been the return of **Trent Pierce** and **Jayden Stone** from injury.
- In the two SEC wins, the duo has averaged a combined 22.0 points, 11.5 rebounds, 3.0 assists and 3.0 steals in their returns to play.
- A starter last season, Pierce missed the first 13 games with a lower-body injury, while Stone had missed the last seven games of non-conference action with a hand injury.

ROBINSON FINDING HIS RHYTHM

- Junior **Anthony Robinson II** has played his best basketball as of late and is starting to find his offensive rhythm this season.
- In the last five games, Robinson is averaging 14.8 points and 5.4 assists – more than tripling his scoring output from the prior four contests.

| Anthony Robinson II | Last 5 Gms | Prior 4 Gms |
|---------------------|------------|-------------|
| Points Per Game | 14.8 | 4.3 |
| Field Goal Pct. | 51.9 | 25.5 |
| Assists Per Game | 5.4 | 2.5 |

- Overall, Robinson is scoring 11.3 points this year and leads Mizzou with 3.9 assists.

LENDING A HELPING HAND

- **Anthony Robinson II** has rounded out his game as the offense runs through him.
- In the last six games, Robinson has tallied at least five assists in five contests – averaging 5.5 during the stretch.
- In Wednesday's win, the junior tallied a career-best 10 helpers at Kentucky – the most by a Tiger since Terrence Phillips had 10 in 2017.
- Overall, Robinson now ranks eighth in the SEC and 177th nationally with his 3.9 assists per game.

QUICK FACTS

BASIC INFORMATION

| | |
|-----------------------|-------------------------|
| Location | Columbia, Mo. |
| Founded | 1839 |
| Enrollment | 32,105 |
| Nickname | Tigers |
| Colors | Black & Gold |
| Mascot | Truman the Tiger |
| Conference | Southeastern Conference |
| Chancellor | Mun Choi |
| Director of Athletics | Laird Veatch |
| Faculty Athletic Rep | Pamela Bruzina |
| Official Website | MUTigers.com |

HOME ARENA

| | |
|----------|--------------------|
| Arena | Mizzou Arena |
| Court | Norm Stewart Court |
| Capacity | 15,061 |
| Opened | 2004 |

TEAM INFORMATION

| | |
|--------------------------|------------------|
| 2024-25 Final Record | 22-12 (.647) |
| SEC Record/Finish | 10-8 / t-6th |
| SEC Tournament | 1-1 |
| Postseason | NCAA First Round |
| Lettermen Returning/Lost | 7/9 |
| Starters Returning/Lost | 3/2 |
| Newcomers | 5 |
| Social Media | @MizzouHoops |

MIZZOU HISTORY

| | |
|----------------------------------|--|
| First Season | 1906-07 |
| All-Time Record * | 1,725 - 1,260 (.578) |
| All-Time SEC Record * | 77 - 149 (.341) |
| Conference Regular-Season Titles | 15 |
| | 1918, 1920, 1921, 1922, 1930, 1939, 1940, 1976, 1980, 1981, 1982, 1983, 1987, 1990, 1994 |
| Conference Tournament Titles | Eight |
| | 1978, 1982, 1987, 1989, 1991, 1993, 2009, 2012 |
| NCAA Tournaments * | 30 |
| | 1944, 1976, 1978, 1980, 1981, 1982, 1983, 1986, 1987, 1988, 1989,1990, 1992, 1993, 1994*, 1995, 1999, 2000, 2001, 2002, 2003, 2009, 2010, 2011, 2012, 2013, 2018, 2021, 2023, 2025 |

* - record reflects 23 vacated wins from the 2013-14 season (nine SEC victories) and three vacated tournament wins from 1993-94 season

THE CREWS MISSILE

- Graduate student **Jacob Crews** has been one of the top shooters nationally this season.
- Crews leads the Tigers with 39 made 3-pointers and a clip of 50.0 percent from beyond the arc.
- He currently ranks third in the nation in 3-point percentage and 102nd with 2.60 triples per game.
- Overall, Crews is third on the team with 13.1 points this year.

MR. VERSATILE, MARK MITCHELL

- Mark Mitchell** has led the charge for Mizzou and has started the season on an elite level.
- Mitchell is averaging a team-best 17.2 points and 5.1 boards, while ranking second with 3.0 assists.
- In fact, he is one of only 11 players in the nation (and only player in the SEC) averaging 17 points, five boards and three assists.

TOP RANKS FOR MITCHELL

- With his strong start to the season, **Mark Mitchell** ranks among the nation's best in multiple stats.
- The senior currently ranks ninth in the SEC and 110th nationally with his 17.2 points per game.
- Efficiency is the key in Mitchell's game as he ranks second in the conference and 73rd nationally with a field-goal clip of 55.6.
- Mitchell is also one of the nation's best at getting to the free-throw line – ranking 53rd in attempts (105) and 70th in makes (73).

ONE OF THE BEST SHOOTING TEAMS

- Overall, **Mark Mitchell's** efficiency has also been a team stat as the Tigers rank as one of the best shooting teams in the country.
- MU is making 51.4 percent of its field goals this season with a 3-point clip of 36.5 percent.
- Mizzou ranks 16th nationally with its 51.4 percent overall clip, 19th in effective field goal percentage (58.1), 25th in 2-point percentage (60.1) and 60th with its 3-point clip of 36.5.

CONSISTENT SHOOTING

- The key to the Tigers ranking among the nation's best shooters is their consistency.
- Mizzou has eclipsed 50 percent shooting in 10 of 15 games this season.
- The Tigers are one of 13 schools with 10 games of at least 50 percent shooting.

50 PERCENT EQUALS WINS

- As Mizzou continues to make 50 percent of its field goals, it continues to pile up the wins.
- The 50 percent mark is almost a guaranteed win for the Tigers as MU is now 40-1 under Coach Gates when hitting the mark, including 22-0 since the start of the 2024-25 season.

MAGIC NUMBER IS 72

- The goal on the offensive end for the Tigers this season is to score 72 points.
- Mizzou is a perfect 12-0 when tallying at least 72 points but are 0-3 when failing to reach the mark.
- Overall, the Tigers are averaging 82.5 points during the 2025-26 season.

DOUBLE-DIGIT THREATS

- One key to the MU's success on the offensive side this season is its number of weapons.
- Of the 13 players to feature for MU this year, 11 have scored in double figures at least once.
- Trent Pierce** became the latest Tiger to reach the mark, scoring in double figures in his season debut last Saturday.

ROBINSON ANCHORS DEFENSE

- Anthony Robinson II** entered the season as the frontrunner for the league's Defensive Player of the Year accolade and has not disappointed.
- Robinson currently ranks third in the SEC and 27th nationally with 2.27 steals per game.

THE LONE RETURNER

- The reason why junior **Anthony Robinson II** is a top candidate for SEC Defensive Player of the Year is his history from past seasons.
- Robinson was named to the SEC's five-man All-Defensive Team as a sophomore. In fact, he is the only player returning from last year's team (other four were graduating seniors).

STONE COLD JAYDEN

- After a successful start to his Mizzou career, the Tigers certainly missed **Jayden Stone** during his time out with a hand injury.
- Before his injury, Stone was the first Tiger to score 10-plus points in his first six career games at Mizzou since Jordan Clarkson in 2013.
- In two games since returning from injury, Stone is averaging 14.5 points and 6.5 rebounds.
- Mizzou is now 8-0 with him in the lineup this season but just 4-3 in games he missed.
- Overall, Stone is second on MU in scoring (13.6) and rebounding (5.0) – shooting 59.4 percent from the field and 41.7 from 3-point range.

PIERCING IMPACT

- Trent Pierce** has also returned from injury to play a significant role in Mizzou's 2-0 start in the SEC.
- In two games in the lineup, Pierce is tallying 7.5 points, 5.0 rebounds, 2.5 steals and 3.0 assists.
- He scored five-straight points late in the victory over Florida, giving the Tigers the lead for good.
- In Wednesday's win at Kentucky, Pierce collected a career-best four steals to go with five points, five boards and three assists.

| SPECIALTY STATS | | | | | |
|-----------------|--------|-------|--------|---------|-------|
| Opp. | Off TO | Paint | 2nd Ch | Fast Br | Bench |
| Howard | 15 | 46 | 20 | 25 | 39 |
| SEMO | 17 | 46 | 8 | 16 | 24 |
| VMI | 30 | 60 | 30 | 27 | 37 |
| Minnesota | 11 | 32 | 9 | 9 | 41 |
| PV A&M | 15 | 44 | 15 | 17 | 42 |
| S Dakota | 24 | 56 | 13 | 12 | 34 |
| S Carolina St | 14 | 54 | 36 | 9 | 44 |
| Cleveland St | 21 | 40 | 20 | 6 | 47 |
| Notre Dame | 23 | 34 | 8 | 22 | 31 |
| Kansas | 9 | 28 | 11 | 15 | 21 |
| Alabama St. | 15 | 46 | 13 | 9 | 22 |
| Bethune-Cook. | 23 | 50 | 21 | 13 | 18 |
| Illinois | 12 | 18 | 5 | 3 | 21 |
| Florida | 9 | 32 | 9 | 11 | 17 |
| Kentucky | 17 | 40 | 4 | 7 | 12 |
| TOTAL | 255 | 626 | 222 | 201 | 450 |
| Avg | 17.0 | 41.7 | 14.8 | 13.4 | 30.0 |

| LARGEST LEADS & DEFICITS | |
|-------------------------------|-------------------------------------|
| Victory | 38, vs. VMI, 11/9 |
| Defeat | 43, vs. Illinois, 12/22 |
| Lead | 38, vs. VMI, 11/9 |
| Lead Blown..... | 12, 2x (last at Notre Dame, 12/2) |
| Lead in Loss | 12, at Notre Dame, 12/2) |
| Halftime Lead | 25, vs. South Carolina State, 11/25 |
| Halftime Lead Blown | 7, at Notre Dame, 12/2 |
| Halftime Lead in Loss | 7, at Notre Dame, 12/2 |
| Deficit | 43, vs. Illinois, 12/22 |
| Deficit Overcome .. | 9, 2x (last vs. Minnesota, 11/12) |
| Deficit in Win..... | 9, 2x (last vs. Minnesota, 11/12) |
| Halftime Deficit | 16, vs. Illinois, 12/22 |
| Halftime Deficit Overcome.. | 5, vs. SE Missouri, 11/7 |
| Halftime Deficit in Win | 5, vs. SE Missouri, 11/7 |

| ACTIVE CAREER LEADERS | |
|-----------------------|-------------------------------|
| Games Played | Mark Mitchell 116 |
| Games Started..... | Mark Mitchell 115 |
| Minutes | Mark Mitchell 3,277 |
| Points..... | Mark Mitchell 1,417 |
| 3-Pointers | Jacob Crews 199 |
| Rebounds..... | Jevon Porter 616 |
| Assists..... | Anthony Robinson II 202 |
| Blocks | Shawn Phillips Jr..... 86 |
| Steals | Anthony Robinson II 139 |
| Field Goal Pct..... | Shawn Phillips Jr. 58.0 |
| 3-Point Pct. | Jacob Crews 38.0 |
| FT Pct. | Jacob Crews 80.7 |

CLEANING THE GLASS

- The Tigers have enjoyed a lot of success on the glass in 2025-26.
- Mizzou is collecting 36.7 rebounds per game this season, compared to 30.2 for opponents.
- MU has really enjoyed success on the offensive glass – ranking 37th nationally by with an offensive rebounding clip of 36.9 percent.
- The team's +6.5 margin ranks fifth in the SEC and 50th nationally. The Tigers have not finished with a +5.0 margin since outrebounding teams by 8.7 boards in 2012-13 (40.8 to 32.1).
- Rebounding is also a key for success. The Tigers are outrebounding teams by 10.3 in wins (38.3 to 28.0) but in losses, opponents hold a 9.0 edge (39.0 to 30.0).

PHILLIPS DOUBLES UP

- Senior center **Shawn Phillips Jr.** has made a splash early in his tenure in the Black & Gold.
- Phillips has collected two double-doubles this season – one in the opener at Howard (16 points and 11 boards) and another versus Prairie View A&M (12 points and 13 rebounds).
- The double-double in the opener is the first for a Tiger in his MU debut since Ronnie DeGray in 2021.
- Through 13 games this season, Phillips has tallied 7.7 points and ranks third with 4.8 boards – shooting 67.7 percent from the field.

Phillips also leads Mizzou, ranks sixth in the SEC and 106th in the country with 1.46 blocks.

GETTING TO THE LINE

- One area where the Tigers would like to improve in is getting to the three-throw line.
- Last season, Mizzou ranked second nationally with 19.7 makes per game from the free-throw line and third with 27.0 attempts.
- This year, however, the Tigers are 10th in the SEC in attempts per game (22.7) and 15th in makes from the charity stripe (15.3).
- MU returned its top two players in free-throw attempts in **Mark Mitchell** (212) and **Anthony Robinson II** (140), while also adding **Sebastian Mack**, who led UCLA with 136 attempts last year.

AND-ONE

- Not only does **Mark Mitchell** lead the team in free throw makes and attempts this season but he also is elite at finishing through contact.
- Mitchell has a team-best 19 and-ones in 2025-26 – averaging 1.3 per game.

T.O. LENDS HELPING HAND

- Sophomore **T.O. Barrett** has helped carry the load from the point guard position this season.
- In 15 games, Barrett is third on the team with 2.5

assists per game. His 37 total assists are already more than triple his rookie-season total (12).

- Barrett is also continuing to improve as the season progresses – recording at least three in seven of the last nine games.

WELCOME BACK, PART 1

- The first two Tigers to make successful returns to the lineup after missing action to start the season with injuries were **Annor Boateng** and **Trent Burns**.
- Boateng missed the season's first five games and is now tallying 4.3 points in nine games.
- After missing his true freshman season and the first six games this year, Burns made his debut on Nov. 25 with seven points, three boards and one block versus South Carolina State.

BIG VICTORY

- The Tigers made an early statement on Nov. 12, posting an 83-60 victory over Minnesota.
- The 23-point win marks the largest for MU in 147 games versus the Big Ten Conference – surpassing its previous high of 22 (Illinois in 2022).

MITCHELL EARNS PRESEASON NODS

- Senior **Mark Mitchell** is one of the top returners in the SEC and in the nation this season.
- Mitchell is one of 50 players named to the Oscar Robertson Trophy Preseason Watch List – which is presented to the men's national player of the year by the USBWA.
- The senior was also named to the Preseason All-SEC Second Team.
- Mitchell leads Mizzou with 17.2 points and 5.1 rebounds in 15 games this campaign, while ranking second with 3.0 assists.

TOP RETURNING SCORER

- Senior **Mark Mitchell** led the Tigers in scoring as a junior and is back for more in 2025-26.
- Mitchell tallied 13.9 points per game – shooting 50.5 percent from the field and leading the team in free-throws made (142) and attempts (212).
- In fact, Mitchell's 13.9 points are the most by a returning Tiger since Marcus Denmon in 2011-12 (he averaged 16.9 in 2010-11).

TIGERS SIGNS TOP CLASS

- The Tigers made a splash in November by signing one of the nation's top-ranked recruiting class.
- MU signed **Jason Crowe Jr.** (No. 5 in ESPN100), **Toni Bryant** (No. 14) and **Aidan Chronister** (No. 83).
- Overall, Mizzou originally had the No. 1 class on signing day and now ranks No. 2 nationally, behind Duke and its top-ranked class.

STATISTIC RANKINGS

| Team | Stat | SEC | NCAA |
|---------------------------|------|------|-------|
| Scoring Offense | | | |
| Field Goal Pct. | 82.5 | 13th | 85th |
| Effective Field Goal Pct. | 51.4 | 1st | 16th |
| 3-Point FG Per Game | 7.7 | 12th | 202nd |
| 3-Point Pct. | 36.5 | 4th | 60th |
| FTM Per Game | 15.3 | 15th | 173rd |
| FTA Per Game | 22.7 | 10th | 109th |
| Free Throw Pct. | 67.4 | 16th | 313th |
| Offensive Rebounds | 11.7 | 11th | 156th |
| Assists | 15.1 | 12th | 134th |
| Turnovers Per Game | 12.7 | 14th | 235th |
| Assist-Turnover Ratio | 1.19 | 13th | 192nd |
| Fastbreak Points | 13.4 | 9th | 91st |
| Bench Points | 30.0 | 7th | 64th |

| | | | |
|------------------------|------|------|-------|
| Scoring Defense | | | |
| Field Goal Pct. Def. | 71.4 | 6th | 130th |
| 3-Point Pct. Def. | 41.7 | 9th | 92nd |
| Defensive Rebounds | 36.1 | 16th | 314th |
| Blocks | 24.9 | 14th | 187th |
| Steals | 3.3 | 13th | 207th |
| Turnovers Forced | 7.9 | 5th | 100th |
| | 12.6 | 5th | 171st |

| | | | |
|-------------------|-------|------|-------|
| Scoring Margin | +11.1 | 12th | 67th |
| Rebounds Per Game | 36.7 | 14th | 179th |
| Rebound Margin | +6.5 | 5th | 50th |
| Turnover Margin | -0.1 | 12th | 210th |
| Fouls Per Game | 17.9 | 10th | 206th |

| Individual | Stat | SEC | NCAA |
|------------------------|------|-----|-------|
| Points Per Game | | | |
| Mark Mitchell | 17.2 | 9th | 110th |

| | | | |
|------------------------------|------|-----|------|
| Field Goal Percentage | | | |
| Mark Mitchell | 55.6 | 2nd | 73rd |

| | | | |
|-------------------------------------|------|-----|-------|
| 3-Point Field Goals Per Game | | | |
| Jacob Crews | 2.60 | 7th | 102nd |

| | | | |
|---------------------------|------|-----|-----|
| 3-Point Percentage | | | |
| Jacob Crews | 50.0 | 1st | 3rd |

| | | | |
|-------------------------|----|-----|------|
| Free Throws Made | | | |
| Mark Mitchell | 73 | 4th | 70th |

| | | | |
|----------------------------|-----|-----|------|
| Free Throw Attempts | | | |
| Mark Mitchell | 105 | 3rd | 53rd |

| | | | |
|-------------------------|-----|-----|-------|
| Assists Per Game | | | |
| Anthony Robinson II | 3.9 | 8th | 178th |

| | | | |
|------------------------|------|-----|------|
| Steals Per Game | | | |
| Anthony Robinson II | 2.27 | 3rd | 27th |

| | | | |
|------------------------|------|-----|-------|
| Blocks Per Game | | | |
| Shawn Phillips Jr. | 1.46 | 6th | 106th |

as of Jan. 8

SEC STANDINGS

| School | SEC | | | Overall | | | Home | Away | Neutral |
|-------------------|-----|---|-------|---------|---|-------|------|------|---------|
| | W | L | Pct. | W | L | Pct. | | | |
| Vanderbilt | 2 | 0 | 1.000 | 15 | 0 | 1.000 | 8-0 | 4-0 | 3-0 |
| Arkansas | 2 | 0 | 1.000 | 12 | 3 | .800 | 10-0 | 1-1 | 1-2 |
| Missouri | 2 | 0 | 1.000 | 12 | 3 | .800 | 10-0 | 2-2 | 0-1 |
| Texas A&M | 2 | 0 | 1.000 | 12 | 3 | .800 | 9-1 | 2-1 | 1-1 |
| Mississippi State | 2 | 0 | 1.000 | 10 | 5 | .667 | 7-1 | 2-0 | 1-4 |
| Georgia | 1 | 1 | .500 | 13 | 2 | .867 | 10-0 | 1-1 | 2-1 |
| Alabama | 1 | 1 | .500 | 11 | 4 | .733 | 6-1 | 1-1 | 4-2 |
| Oklahoma | 1 | 1 | .500 | 11 | 4 | .733 | 8-0 | 1-2 | 2-2 |
| Tennessee | 1 | 1 | .500 | 11 | 4 | .733 | 9-0 | 0-2 | 2-2 |
| Florida | 1 | 1 | .500 | 10 | 5 | .667 | 7-0 | 0-2 | 3-3 |
| South Carolina | 1 | 1 | .500 | 10 | 5 | .667 | 9-2 | 1-1 | 0-2 |
| LSU | 0 | 2 | .000 | 12 | 3 | .800 | 8-1 | 1-1 | 3-1 |
| Auburn | 0 | 2 | .000 | 9 | 6 | .600 | 6-1 | 0-2 | 3-3 |
| Kentucky | 0 | 2 | .000 | 9 | 6 | .600 | 8-2 | 0-2 | 1-2 |
| Texas | 0 | 2 | .000 | 9 | 6 | .600 | 7-2 | 0-2 | 2-2 |
| Ole Miss | 0 | 2 | .000 | 8 | 7 | .533 | 6-2 | 0-2 | 2-3 |

BREAKOUT CANDIDATE

- **Anthony Robinson II** has been identified as one to watch this season.
- Robinson was named one of 10 breakout players for the 2025-26 campaign by Andy Katz and one of 20 by Jon Rothstein.
- Robinson tallied 9.0 points per game during his sophomore season, leading Mizzou with 3.5 assists and 2.0 steals per game.

RETURNING EXPERIENCE

- The Tigers are ready to take on the 2025-26 campaign with a number of familiar faces.
- Mizzou is the only team in the SEC with three returning starters from last season with **Mark Mitchell**, **Trent Pierce** and **Anthony Robinson II** all back for MU.
- Overall, it marks the first time that MU returns three starters since the 2020-21 campaign.

FLYING HIGH

- There is one thing you can't teach on the court and that is height, which Mizzou owns a lot of.
- The Tigers average height in 2025-26 is 79.79 inches (nearly 6-foot-8).
- Mizzou's height is nearly an inch taller than the second-previous tallest team in school history (79.00 in 2017-18) and more than a half inch taller than any other team in the SEC.

Tallest Mizzou Teams

| | | | |
|------------|-------|------------|-------|
| 1. 2025-26 | 79.79 | 3. 1995-96 | 78.87 |
| 2. 2017-18 | 79.00 | 4. 1988-89 | 78.86 |

Tallest SEC Teams

| | | | |
|-------------|-------|----------------------|-------|
| 1. Missouri | 79.79 | 3. Kentucky | 79.06 |
| 2. Florida | 79.27 | 4. Mississippi State | 78.87 |

- **Trent Burns** (7-5) is also tied for the tallest player in MU history and second tallest player nationally.

CREWS IMPROVEMENT

- **Jacob Crews'** strong shooting early this season shouldn't be much of a surprise as he finished his first season in the Black & Gold strong as well.
- In his last 14 games of 2024-25, Crews shot 38.9 percent from 3-point range after sinking 29.2 percent in his first 19 games at Mizzou.
- Crews has gone even further this season as he is now averaging 13.1 points with a 3-point mark of 50.0 percent.
- Crews has connected on a team-best 39 triples through 15 games this season – last season, he had 17 through the season's first 15 contests.

MITCHELL DOES IT ALL FOR MIZZOU

- **Mark Mitchell** is not just a scorer and does a little bit of everything for the Tigers.
- Mitchell led the team in scoring (13.9) last season, second in rebounds (4.7), third in assists (64), fifth in steals (32) and first in blocks (25).
- In fact, Mitchell was one of just 14 players in the nation to total 450 points, 150 rebounds, 60 assists, 30 steals and 25 blocks last season.

LEARNING FROM THE POINT GOD

- **Anthony Robinson II** spent some of his summer learning from Chris Paul as he was one of 12 players nationally to earn an invite to his camp.
- Robinson participated in the Chris Paul Elite Guard Camp from July 29 to August 1 this summer.

OH CAPTAIN! MY CAPTAIN!

- Two Tigers are set to serve as team captains during the 2025-26 campaign.
- **Mark Mitchell** and **Anthony Robinson II** are both set to serve in leadership roles this season.

| MIZZOU RECORD WHEN... | | | |
|----------------------------|---------|-----------|--------|
| | 2025-26 | Gates Era | Streak |
| Overall | 12-3 | 67-49 | W2 |
| Home | 10-0 | 50-16 | W10 |
| Road | 2-2 | 12-24 | W1 |
| Neutral | 0-1 | 5-9 | L3 |
| SEC Games | 2-0 | 23-33 | W2 |
| Home | 1-0 | 15-13 | W1 |
| Road | 1-0 | 8-20 | W1 |
| Non-Conference | 10-3 | 44-16 | L1 |
| Home | 9-0 | 35-3 | W21 |
| Road | 1-2 | 4-4 | L2 |
| Neutral | 0-1 | 5-9 | L3 |
| vs. Ranked Teams | 1-2 | 12-17 | W1 |
| vs. Unranked Teams | 11-1 | 55-32 | W3 |
| November | 8-0 | 28-3 | W14 |
| December | 2-3 | 13-8 | L1 |
| January | 2-0 | 11-14 | W3 |
| February | -- | 10-13 | W1 |
| March | -- | 5-11 | L2 |
| Monday | 2-1 | 7-2 | L1 |
| Tuesday | 1-1 | 12-8 | L1 |
| Wednesday | 2-0 | 11-9 | W2 |
| Thursday | 2-0 | 7-1 | W2 |
| Friday | 2-0 | 6-3 | W2 |
| Saturday | 1-0 | 16-23 | W1 |
| Sunday | 2-1 | 8-4 | W3 |
| Leading at Halftime | 10-1 | 53-12 | W3 |
| Trailing at Halftime | 1-2 | 11-35 | L2 |
| Tied at Halftime | 1-0 | 3-1 | W1 |
| Leading w/ 5:00 Left | 11-1 | 59-6 | W3 |
| Trailing/Tied w/ 5:00 Left | 1-2 | 8-43 | W1 |
| Overtime | -- | 2-2 | L2 |
| Decided by 1-5 points | 3-1 | 14-11 | W2 |
| Decided by 6-10 points | 1-0 | 14-17 | W1 |
| Decided by 11+ points | 8-2 | 39-21 | L1 |
| Scoring 100+ Points | 2-0 | 9-0 | W53 |
| Scoring 90-99 | 2-0 | 9-1 | W2 |
| Scoring 80-89 | 6-0 | 34-8 | W6 |
| Scoring 70-79 | 2-1 | 12-12 | W2 |
| Scoring 60-69 | 0-1 | 3-19 | L11 |
| Scoring 59 or less | 0-1 | 0-9 | L20 |
| Opponent scores 100+ | -- | 0-1 | L8 |
| Opp. Scores 90-99 | 0-1 | 3-12 | L6 |
| Opp. Scores 80-89 | 1-1 | 8-13 | L1 |
| Opp. Scores 70-79 | 3-1 | 21-16 | W2 |
| Opp. Scores 60-69 | 7-0 | 26-8 | W7 |
| Opp. Scores 59 or less | 1-0 | 9-0 | W9 |
| Missouri FG% ≥ 50.0 | 10-0 | 40-1 | W22 |
| Opp. FG% ≥ 50.0 | 0-1 | 8-16 | L6 |
| Missouri FG% < 40.0 | 0-2 | 0-22 | L32 |
| Opp. FG% < 40.0 | 6-0 | 25-3 | W9 |
| MU Outshoots Opp. | 12-0 | 58-8 | W31 |
| Opp. Outshoots MU | 0-3 | 9-41 | L9 |
| Attempts More FTs | 10-1 | 45-9 | W2 |
| Attempts Fewer FTs | 2-2 | 23-38 | W1 |
| FTs Even | -- | 1-2 | L2 |
| Outrebounds Opp. | 8-0 | 30-5 | W9 |
| Outrebounded | 3-3 | 33-43 | W1 |
| Rebounds Equal | 1-0 | 4-1 | W1 |
| Commits Fewer Turnovers | 6-2 | 54-26 | W1 |
| Commits More Turnovers | 5-1 | 8-16 | W2 |
| Turnovers Even | 1-0 | 5-7 | W1 |
| Commits Fewer Fouls | 7-1 | 41-10 | W2 |
| Commits More Fouls | 5-2 | 25-31 | W1 |
| Fouls Even | -- | 1-8 | L2 |

TAKING THE SHOW ON THE ROAD

- The Tigers went on the road to open the 2025-26 season, putting on a show at Howard.
- Mizzou's win marks the first time it won a road season opener since 2003, while the 21-point win is its largest since in a road opener since a 52-29 win at Saint Louis in 1941.
- The Tigers were the only power conference school to open with a win in a true road game.

MILESTONE WATCH

- **Jacob Crews** became the latest Tiger to reach 1,000 points for his career – doing so on Nov. 25 versus South Carolina State.
- Crews joins **Mark Mitchell** and **Jevon Porter** in the club, while **Jayden Stone** and **Sebastian Mack** also look to reach the milestone this year.

Mizzou Active Scoring Leaders

| | | | |
|------------------|-------|-------------------|-----|
| 1. Mark Mitchell | 1,417 | 4. Jayden Stone | 934 |
| 2. Jevon Porter | 1,177 | 5. Sebastian Mack | 842 |
| 3. Jacob Crews | 1,116 | | |

MU SLATED SEVENTH IN SEC POLL

- Missouri was picked to finish seventh in the SEC this season, as voted on by the league's media.
- It marks the Tigers' highest preseason selection since being voted fifth in 2017-18.
- Defending national champion Florida is first in the preseason rankings, followed by Kentucky, Tennessee, Alabama and Arkansas in the top five.

SHOW ME STATE

- The Tigers have a Missouri look to the team in 2025-26.
- After not featuring a player from the state in the previous three seasons, four Tigers are playing in their home state this season.
- **Jevon Porter** and **Aaron Rowe** are both from Columbia with **Luke Northweather** also from mid-Missouri in nearby Jefferson City. **Nicholas Randall** is the final native Missourian, from St. Louis.
- It marks the most players from the Show Me State to feature for Mizzou since six were on the 2017-18 roster.

EIGHT CORE VALUES

- One goal of Coach Gates in building a program is to instill eight core values in the student-athletes that they carry into the classroom, on the court and into the community.
- The eight core values are: friendship, love, accountability, trust, discipline, unselfishness, enthusiasm and toughness.

TIGERS IN THE NBA

- Five former Tigers tipped off their NBA seasons this week, with another five on staffs.

- **Tamar Bates** (Nuggets), **Kobe Brown** (Clippers), **Jordan Clarkson** (Knicks), **Michael Porter Jr.** (Nets) and **Dru Smith** (Heat) are all on rosters this season.
- In the front office, former MU players include **Josh Kroenke** (Nuggets President), **Quin Snyder** (Hawks coach), **DeMarre Carroll** (Suns assistant), **Larry Drew** (Clippers assistant) and **Jarrett Sutton** (Pelicans scout).

NBA FAMILY TIES

- A pair of current Tigers have family ties that reach to the NBA.
- **Jevon Porter** is the brother of current Brooklyn Net and former Tiger Michael Porter Jr.
- In 2023, Michael Porter Jr. became the fourth Tiger all-time to win an NBA title and first since Clay Johnson in 1982.
- **Sebastian Mack's** father, Sam, played in the NBA from 1992 to 2022 with San Antonio, Houston, Vancouver, Golden State and Miami.

TOP OF THE CLASS

- The Tigers have excelled in the classroom under Dennis Gates.
- Mizzou has set both its fall (3.46 in 2022) and spring (3.22 in 2024) semester GPA records under Gates' leadership.
- In addition, Mizzou claimed the SEC Scholar-Athlete of the Year twice in three years – **Kobe Brown** in 2022-23 and **Sean East II** in 2023-24.

VOICE OF THE TIGERS

- The Voice of the Tigers, **Mike Kelly** is in his 35th season calling games for the Missouri men's basketball team.
- Kelly has called 1,078 games, celebrating his milestone 1,000th game versus LSU in 2023.
- Kelly has also served as the school's football play-by-play announcer since 1994.

AP POLL

| | | |
|--------------------|------|------|
| 1. Arizona (32) | 14-0 | 1494 |
| 2. Michigan (29) | 13-0 | 1493 |
| 3. Iowa State | 14-0 | 1390 |
| 4. UConn | 14-1 | 1343 |
| 5. Purdue | 13-1 | 1254 |
| 6. Duke | 13-1 | 1206 |
| 7. Houston | 13-1 | 1113 |
| 8. Gonzaga | 16-1 | 1101 |
| 9. BYU | 13-1 | 1039 |
| 10. Nebraska | 14-0 | 998 |
| 11. Vanderbilt | 14-0 | 936 |
| 12. Michigan State | 12-2 | 834 |
| 13. Alabama | 11-3 | 782 |
| 14. Texas Tech | 11-3 | 676 |
| 15. Arkansas | 11-3 | 659 |
| 16. Illinois | 11-3 | 602 |
| 17. North Carolina | 13-2 | 557 |
| 18. Georgia | 13-1 | 378 |
| 19. Iowa | 12-2 | 340 |
| 20. Louisville | 11-3 | 336 |
| 21. Tennessee | 10-4 | 277 |
| 22. Kansas | 10-4 | 208 |
| 23. Virginia | 12-2 | 183 |
| 24. SMU | 12-2 | 142 |
| 25. UCF | 12-1 | 132 |

RV: Villanova (127), Seton Hall (31), USC (28), Utah St. (27), Miami (Ohio) (22), Clemson (21), Saint Louis (14), LSU (14), Texas (12), Florida (11), Saint Mary's (10), Kentucky (9), California (8), Miami (5), Indiana (4), Auburn (3), TCU (2), UCLA (2), Virginia Tech (2).

USA TODAY COACHES POLL

| | | |
|--------------------|------|-----|
| 1. Michigan (24) | 13-0 | 768 |
| 2. Arizona (7) | 14-0 | 749 |
| 3. Iowa State | 14-0 | 703 |
| 4. UConn | 14-1 | 666 |
| 5. Purdue | 13-1 | 624 |
| 6. Duke | 13-1 | 616 |
| 7. Houston | 13-1 | 584 |
| 8. Gonzaga | 16-1 | 565 |
| 9. BYU | 13-1 | 527 |
| 10. Vanderbilt | 14-0 | 488 |
| 11. Nebraska | 14-0 | 473 |
| 12. Alabama | 11-3 | 403 |
| 13. Michigan State | 12-2 | 400 |
| 14. Texas Tech | 11-3 | 345 |
| 15. Arkansas | 11-3 | 334 |
| 16. Illinois | 11-3 | 294 |
| 17. North Carolina | 13-2 | 250 |
| 18. Louisville | 11-3 | 232 |
| 19. Iowa | 12-2 | 211 |
| 20. Georgia | 13-1 | 164 |
| 21. Kansas | 10-4 | 131 |
| 22. Tennessee | 10-4 | 123 |
| 23. Virginia | 12-2 | 120 |
| 24. Villanova | 12-2 | 70 |
| 25. SMU | 12-2 | 42 |

RV: UCF (41), Utah St. (34), Clemson (29), Florida (21), Saint Mary's (17), Seton Hall (13), Saint Louis (11), Indiana (10), St. John's (4), **Missouri (3)**, Miami (Ohio) (3), Kentucky (3), California (2), USC (1), Oklahoma State (1).

MIZZOU WEEK-BY-WEEK

| | PRE | N10 | N17 | N24 | D01 | D08 | D15 | D22 | D29 | J05 | J12 | J19 | J28 | F02 | F09 | F16 | F23 | M02 | M09 | M16 |
|---------|-----|-----|-----|-----|-----|-----|-----|-----|-----|-----|-----|-----|-----|-----|-----|-----|-----|-----|-----|-----|
| AP Poll | RV | RV | RV | RV | RV | -- | -- | -- | -- | -- | | | | | | | | | | |
| Coaches | RV | RV | RV | RV | RV | -- | -- | -- | -- | RV | | | | | | | | | | |

| MIZZOU vs AP TOP 25 | | | | |
|---------------------|-------|--------|---------|--------|
| 142-266 | 74-78 | 30-120 | 38-68 | W1 |
| OVERALL | HOME | AWAY | NEUTRAL | STREAK |

RECORD VERSUS AND LAST TIME THAT...

| Ranks | Overall | Home | Away | Neutral | Streak | Last Win |
|----------|---------|-------|--------|---------|--------|----------------------------------|
| No. 1 | 5-20 | 4-5 | 1-8 | 0-7 | W1 | 76-67, vs. #1 Kansas (12/8/24) |
| Top Five | 26-94 | 16-30 | 5-38 | 5-26 | L1 | 110-98, vs. #4 Alabama (2/19/25) |
| Top 10 | 53-151 | 32-46 | 11-62 | 10-43 | L1 | 110-98, vs. #4 Alabama (2/19/25) |
| Top 15 | 85-184 | 47-56 | 20-76 | 18-52 | L1 | 110-98, vs. #4 Alabama (2/19/25) |
| Top 20 | 121-233 | 65-71 | 27-99 | 29-63 | L3 | 110-98, vs. #4 Alabama (2/19/25) |
| OVERALL | 142-266 | 74-78 | 30-120 | 38-68 | W1 | 76-74, vs. #22 Florida (1/3/26) |

RANKED MEETINGS WITH OLE MISS

| Date | Winner | Loser | Location |
|---------|-----------------|-----------------|---------------|
| 1/12/13 | Ole Miss 64 | #10 Missouri 49 | Oxford, Miss. |
| 2/9/13 | #21 Missouri 98 | #23 Ole Miss 79 | Columbia, Mo. |
| 2/10/21 | Ole Miss 80 | #10 Missouri 59 | Oxford, Miss. |
| 2/23/21 | Ole Miss 60 | #24 Missouri 53 | Columbia, Mo. |
| 1/25/25 | #22 Missouri 83 | #16 Ole Miss 75 | Columbia, Mo. |

Both Teams Ranked: Missouri, 2-0
Only Mizzou Ranked: Ole Miss, 3-0
Only Ole Miss Ranked: n/a

| Opponent | Score | 1H | 2H | OTs | FGM | FGA | PCT. | 3PM | 3PA | PCT. | FTM | FTA | PCT. | OFF | DEF | REB | PF | A | TO | STL | BLK |
|--------------------------------------|-----------|----|----|-----|-----|-----|------|-----|-----|------|-----|-----|------|-----|-----|-----|----|----|----|-----|-----|
| Missouri at Howard | W, 88-67 | 42 | 46 | -- | 34 | 61 | 55.7 | 10 | 18 | 52.6 | 10 | 21 | 47.6 | 16 | 31 | 47 | 18 | 16 | 16 | 6 | 3 |
| | | 26 | 41 | -- | 22 | 62 | 35.5 | 12 | 29 | 41.4 | 11 | 16 | 68.8 | 10 | 18 | 28 | 19 | 17 | 13 | 5 | 2 |
| Missouri vs. Southeast Missouri | W, 89-84 | 46 | 43 | -- | 32 | 54 | 59.2 | 6 | 15 | 40.0 | 19 | 31 | 61.3 | 9 | 21 | 30 | 17 | 13 | 19 | 10 | 6 |
| | | 51 | 33 | -- | 29 | 63 | 46.0 | 9 | 30 | 30.0 | 17 | 21 | 81.0 | 13 | 20 | 33 | 25 | 14 | 16 | 11 | 1 |
| Missouri vs. VMI | W, 106-68 | 50 | 56 | -- | 37 | 65 | 56.9 | 7 | 21 | 33.3 | 25 | 35 | 71.4 | 17 | 33 | 50 | 19 | 20 | 11 | 13 | 2 |
| | | 40 | 28 | -- | 19 | 57 | 33.3 | 15 | 42 | 35.7 | 15 | 20 | 75.0 | 8 | 17 | 25 | 24 | 10 | 17 | 8 | 1 |
| Missouri vs. Minnesota | W, 83-60 | 32 | 51 | -- | 29 | 49 | 59.2 | 11 | 22 | 50.0 | 14 | 20 | 70.0 | 3 | 22 | 25 | 19 | 15 | 9 | 7 | 2 |
| | | 30 | 30 | -- | 23 | 54 | 42.6 | 5 | 23 | 21.7 | 9 | 17 | 53.0 | 14 | 20 | 34 | 18 | 11 | 11 | 3 | 0 |
| Missouri vs. Prairie View A&M | W, 91-73 | 49 | 42 | -- | 32 | 62 | 51.6 | 10 | 23 | 43.5 | 17 | 25 | 68.0 | 12 | 37 | 49 | 17 | 19 | 14 | 7 | 1 |
| | | 27 | 46 | -- | 25 | 66 | 38.0 | 9 | 23 | 39.1 | 14 | 16 | 87.5 | 6 | 22 | 28 | 19 | 12 | 9 | 10 | 2 |
| Missouri vs. South Dakota | W, 102-68 | 53 | 49 | -- | 36 | 56 | 64.3 | 6 | 11 | 54.5 | 24 | 30 | 80.0 | 12 | 26 | 28 | 17 | 16 | 17 | 10 | 2 |
| | | 42 | 26 | -- | 23 | 58 | 39.7 | 10 | 29 | 34.5 | 12 | 21 | 57.1 | 12 | 12 | 24 | 19 | 9 | 17 | 8 | 4 |
| Missouri vs. South Carolina State | W, 98-66 | 55 | 43 | -- | 34 | 65 | 52.3 | 7 | 25 | 28.0 | 23 | 30 | 76.7 | 19 | 27 | 46 | 19 | 19 | 9 | 5 | 3 |
| | | 30 | 36 | -- | 21 | 56 | 37.5 | 4 | 21 | 19.0 | 20 | 27 | 74.1 | 10 | 16 | 26 | 23 | 8 | 12 | 3 | 3 |
| Missouri vs. Cleveland State | W, 86-59 | 46 | 40 | -- | 32 | 67 | 47.8 | 11 | 38 | 28.9 | 11 | 13 | 84.6 | 18 | 29 | 47 | 16 | 16 | 16 | 12 | 7 |
| | | 24 | 35 | -- | 21 | 57 | 36.8 | 11 | 29 | 37.9 | 6 | 11 | 54.5 | 9 | 17 | 26 | 15 | 12 | 17 | 6 | 3 |
| Missouri at Notre Dame | L, 71-76 | 40 | 31 | -- | 24 | 54 | 44.4 | 6 | 21 | 28.6 | 17 | 25 | 68.0 | 9 | 22 | 31 | 19 | 12 | 12 | 10 | 1 |
| | | 33 | 43 | -- | 25 | 54 | 46.3 | 11 | 33 | 33.3 | 15 | 18 | 83.3 | 7 | 26 | 33 | 20 | 16 | 13 | 4 | 2 |
| Missouri at Kansas (Kansas City) | L, 60-80 | 25 | 35 | -- | 21 | 61 | 34.4 | 7 | 27 | 25.9 | 11 | 21 | 52.4 | 16 | 19 | 35 | 20 | 12 | 10 | 6 | 3 |
| | | 33 | 47 | -- | 26 | 57 | 45.6 | 9 | 21 | 42.9 | 19 | 26 | 73.1 | 12 | 29 | 41 | 19 | 17 | 9 | 5 | 7 |
| Missouri vs. Alabama State | W, 85-77 | 52 | 33 | -- | 33 | 51 | 64.7 | 8 | 16 | 50.0 | 11 | 16 | 68.8 | 7 | 21 | 28 | 11 | 16 | 11 | 3 | 4 |
| | | 39 | 38 | -- | 28 | 59 | 47.5 | 13 | 26 | 50.0 | 8 | 12 | 66.7 | 10 | 14 | 24 | 16 | 13 | 7 | 7 | 3 |
| Missouri vs. Bethune-Cookman | W, 82-60 | 39 | 43 | -- | 34 | 59 | 57.6 | 7 | 19 | 36.8 | 7 | 11 | 63.6 | 11 | 23 | 34 | 19 | 16 | 15 | 10 | 7 |
| | | 25 | 35 | -- | 19 | 45 | 42.2 | 6 | 12 | 50.0 | 16 | 21 | 76.2 | 5 | 15 | 20 | 12 | 6 | 16 | 10 | 1 |
| Missouri vs. Illinois (St. Louis) | L, 48-91 | 25 | 23 | -- | 16 | 56 | 28.6 | 6 | 22 | 27.3 | 10 | 15 | 66.7 | 12 | 12 | 24 | 20 | 6 | 10 | 8 | 1 |
| | | 41 | 50 | -- | 30 | 58 | 51.7 | 15 | 33 | 45.5 | 16 | 20 | 80.0 | 15 | 28 | 43 | 14 | 20 | 11 | 3 | 8 |
| Missouri vs. Florida | W, 76-74 | 39 | 37 | -- | 25 | 55 | 45.5 | 8 | 22 | 36.4 | 18 | 30 | 60.0 | 11 | 26 | 37 | 19 | 11 | 10 | 4 | 3 |
| | | 39 | 35 | -- | 26 | 63 | 41.3 | 7 | 27 | 25.9 | 15 | 20 | 75.0 | 13 | 24 | 37 | 22 | 17 | 8 | 3 | 4 |
| Missouri at Kentucky | W, 73-68 | 33 | 40 | -- | 27 | 52 | 51.9 | 6 | 17 | 35.3 | 13 | 18 | 72.2 | 4 | 25 | 29 | 19 | 20 | 12 | 8 | 4 |
| | | 32 | 36 | -- | 22 | 51 | 43.1 | 7 | 18 | 38.9 | 17 | 24 | 70.8 | 8 | 23 | 31 | 18 | 16 | 13 | 7 | 4 |
| Missouri at Ole Miss | | | | | | | | | | | | | | | | | | | | | |
| Missouri vs. Auburn | | | | | | | | | | | | | | | | | | | | | |
| Missouri at LSU | | | | | | | | | | | | | | | | | | | | | |
| Missouri vs. Georgia | | | | | | | | | | | | | | | | | | | | | |
| Missouri vs. Oklahoma | | | | | | | | | | | | | | | | | | | | | |
| Missouri at Alabama | | | | | | | | | | | | | | | | | | | | | |
| Missouri vs. Mississippi State | | | | | | | | | | | | | | | | | | | | | |
| Missouri at South Carolina | | | | | | | | | | | | | | | | | | | | | |
| Missouri at Texas A&M | | | | | | | | | | | | | | | | | | | | | |
| Missouri vs. Texas | | | | | | | | | | | | | | | | | | | | | |
| Missouri vs. Vanderbilt | | | | | | | | | | | | | | | | | | | | | |
| Missouri at Arkansas | | | | | | | | | | | | | | | | | | | | | |
| Missouri vs. Tennessee | | | | | | | | | | | | | | | | | | | | | |
| Missouri at Mississippi State | | | | | | | | | | | | | | | | | | | | | |
| Missouri at Oklahoma | | | | | | | | | | | | | | | | | | | | | |
| Missouri vs Arkansas | | | | | | | | | | | | | | | | | | | | | |

| DATE | OPPONENT | RESULT | RECORD | SEC | HIGH POINTS | HIGH REBOUNDS | HIGH ASSISTS | ATTEND. |
|---------|----------------------|-----------|--------|-----|--------------------------|-----------------------------|--------------------------|---------|
| Nov. 3 | at Howard | W, 88-67 | 1-0 | -- | Shawn Phillips Jr. (16) | Shawn Phillips Jr. (11) | T.O. Barrett (4) | 2,312 |
| Nov. 7 | SOUTHEAST MISSOURI | W, 89-84 | 2-0 | -- | Mark Mitchell (29) | Mitchell/Crews/Phillips (5) | Mark Mitchell (3) | 11,314 |
| Nov. 9 | VMI | W, 106-68 | 3-0 | -- | Mark Mitchell (24) | Mitchell/Northweather (10) | Jayden Stone (5) | 7,986 |
| Nov. 12 | MINNESOTA | W, 83-60 | 4-0 | -- | Mark Mitchell (18) | Jacob Crews (8) | Mark Mitchell (6) | 8,969 |
| Nov. 17 | PRAIRIE VIEW A&M | W, 91-73 | 5-0 | -- | Jacob Crews (20) | Shawn Phillips Jr. (13) | Robinson II / Stone (5) | 7,595 |
| Nov. 20 | SOUTH DAKOTA | W, 102-68 | 6-0 | -- | Mark Mitchell (22) | Jevon Porter (12) | Anthony Robinson II (6) | 8,027 |
| Nov. 25 | SOUTH CAROLINA STATE | W, 98-66 | 7-0 | -- | Shawn Phillips Jr. (17) | Shawn Phillips Jr. (8) | Mark Mitchell (6) | 7,887 |
| Nov. 28 | CLEVELAND STATE | W, 86-59 | 8-0 | -- | Jacob Crews (20) | Jacob Crews (8) | Mark Mitchell (4) | 9,463 |
| Dec. 2 | at Notre Dame | L, 71-76 | 8-1 | -- | Mark Mitchell (26) | Anthony Robinson II (7) | T.O. Barrett (4) | 4,980 |
| Dec. 7 | at Kansas | L, 60-80 | 8-2 | -- | Mark Mitchell (21) | Mitchell / Robinson (7) | Anthony Robinson II (6) | 15,407 |
| Dec. 11 | ALABAMA STATE | W, 85-77 | 9-2 | -- | Jacob Crews (20) | Shawn Phillips Jr. (5) | Anthony Robinson II (5) | 7,976 |
| Dec. 14 | BETHUNE-COOKMAN | W, 82-60 | 10-2 | -- | Jacob Crews (20) | Mark Mitchell (7) | Anthony Robinson II (7) | 8,049 |
| Dec. 22 | vs. Illinois | L, 48-91 | 10-3 | -- | Sebastian Mack (17) | Jacob Crews (4) | T.O. Barrett (3) | 18,505 |
| Jan. 3 | FLORIDA | W, 76-74 | 11-3 | 1-0 | Anthony Robinson II (19) | Anthony Robinson II (8) | Anthony Robinson II (5) | 12,746 |
| Jan. 7 | at Kentucky | W, 73-68 | 12-3 | 2-0 | Mark Mitchell (21) | Jayden Stone (7) | Anthony Robinson II (10) | 19,085 |
| Jan. 10 | at Ole Miss | | | | | | | |
| Jan. 14 | AUBURN | | | | | | | |
| Jan. 17 | at LSU | | | | | | | |
| Jan. 20 | GEORGIA | | | | | | | |
| Jan. 24 | OKLAHOMA | | | | | | | |
| Jan. 27 | at Alabama | | | | | | | |
| Jan. 31 | MISSISSIPPI STATE | | | | | | | |
| Feb. 7 | at South Carolina | | | | | | | |
| Feb. 11 | at Texas A&M | | | | | | | |
| Feb. 14 | TEXAS | | | | | | | |
| Feb. 18 | VANDERBILT | | | | | | | |
| Feb. 21 | at Arkansas | | | | | | | |
| Feb. 24 | TENNESSEE | | | | | | | |
| Feb. 28 | at Mississippi State | | | | | | | |
| March 3 | at Oklahoma | | | | | | | |
| March 7 | ARKANSAS | | | | | | | |

MISSOURI GAME LEADERS

| Points | Rebounds | Assists |
|-----------------------------|-----------------------------|-----------------------------|
| Mark Mitchell 7 | Jacob Crews 4 | Anthony Robinson II 7 |
| Jacob Crews 4 | Mark Mitchell 4 | Mark Mitchell 4 |
| Shawn Phillips Jr. 2 | Shawn Phillips Jr. 4 | T.O. Barrett 3 |
| Sebastian Mack 1 | Anthony Robinson II 3 | Jayden Stone 2 |
| Anthony Robinson II 1 | Luke Northweather 1 | |
| | Jevon Porter 1 | |
| | Jayden Stone 1 | |

MISCELLANEOUS STATS

| 10+ Points | |
|----------------------------|----------------------------|
| Mark Mitchell13 | Annor Boateng2 |
| Jacob Crews11 | Jevon Porter2 |
| Anthony Robinson II9 | T.O. Barrett1 |
| Sebastian Mack8 | Luke Northweather1 |
| Jayden Stone7 | Trent Pierce1 |
| Shawn Phillips Jr.3 | |
| 20+ Points | |
| Mark Mitchell6 | Anthony Robinson II1 |
| Jacob Crews5 | Jayden Stone1 |
| 10+ Rebounds | |
| Mark Mitchell1 | Shawn Phillips Jr.1 |
| Luke Northweather1 | Jevon Porter1 |
| Double-Doubles | |
| Shawn Phillips Jr.2 | Jevon Porter1 |
| Mark Mitchell1 | |
| 5+ Assists | |
| Anthony Robinson II7 | Jayden Stone2 |
| Mark Mitchell2 | |

TEAM HIGHS & LOWS

| | | MISSOURI | | OPPONENT | |
|-----------------------|------|----------|---|----------|------------------------------------|
| Points, 1st Half | High | 55 | vs. South Carolina State, 11/25 | 51 | Southeast Missouri, 11/9 |
| | Low | 25 | 2x (last vs. Illinois, 12/22) | 24 | Cleveland State, 11/28 |
| Points, 2nd Half | High | 56 | vs. VMI, 11/9 | 50 | Illinois, 12/22 |
| | Low | 23 | vs. Illinois, 12/22 | 26 | South Dakota, 11/20 |
| Total Points | High | 106 | vs. VMI, 11/9 | 91 | Illinois, 12/22 |
| | Low | 48 | vs. Illinois, 12/22 | 59 | Cleveland State, 11/28 |
| Field Goals Made | High | 37 | vs. VMI, 11/3 | 30 | Illinois, 12/22 |
| | Low | 16 | vs. Illinois, 12/22 | 19 | 2x (last: Bethune-Cookman, 12/14) |
| Field Goals Attempted | High | 67 | vs. Cleveland State, 11/28 | 66 | Prairie View A&M, 11/17 |
| | Low | 49 | vs. Minnesota, 11/12 | 45 | Bethune-Cookman, 12/14 |
| Field Goal Pct. | High | 64.7 | vs. Alabama State, 12/11 (33-51) | 51.7 | Illinois, 12/22 (30-58) |
| | Low | 28.6 | vs. Illinois, 12/22 (16-56) | 33.3 | VMI, 11/9 (19-57) |
| 3-Pointers Made | High | 11 | 2x (last vs. Cleveland State, 11/28) | 15 | 2x (last: Illinois, 12/22) |
| | Low | 6 | 5x (last at Kentucky, 1/8) | 4 | South Carolina State, 11/25 |
| 3-Pointers Attempted | High | 38 | vs. Cleveland State, 11/28 | 42 | VMI, 11/9 |
| | Low | 11 | vs. South Dakota, 11/20 | 12 | Bethune-Cookman, 12/14 |
| 3-Point Pct. | High | 57.9 | at Howard, 11/3 (10-19) | 50.0 | 2x (last: Bethune-Cookman, 12/14) |
| | Low | 25.9 | at Kansas, 12/7 (7-27) | 19.0 | South Carolina State, 11/25 (4-21) |
| Free Throws Made | High | 25 | vs. VMI, 11/9 | 20 | South Carolina State, 11/25 |
| | Low | 7 | vs. Bethune-Cookman, 12/14 | 6 | Cleveland State, 11/28 |
| Free Throws Attempted | High | 35 | vs. VMI, 11/9 | 27 | South Carolina State, 11/25 |
| | Low | 11 | vs. Bethune-Cookman, 12/14 | 11 | Cleveland State, 11/28 |
| Free Throws Pct. | High | 84.6 | vs. Cleveland State, 11/28 (11-13) | 87.5 | Prairie View A&M, 11/17 (14-16) |
| | Low | 47.6 | at Howard, 11/3 (10-21) | 53.0 | Minnesota, 11/12 (9-17) |
| Offensive Rebounds | High | 19 | vs. South Carolina State, 11/25 | 16 | Illinois, 12/22 |
| | Low | 3 | vs. Minnesota, 11/12 | 5 | Bethune-Cookman, 12/14 |
| Total Rebounds | High | 50 | vs. VMI, 11/9 | 43 | Illinois, 12/22 |
| | Low | 24 | vs. Illinois, 12/22 | 20 | Bethune-Cookman, 12/14 |
| Rebound Margin | High | +25 | vs. VMI, 11/9 | +19 | Illinois, 12/22 |
| | Low | -19 | vs. Illinois, 12/22 | -25 | VMI, 11/9 |
| Fouls | High | 20 | 2x (last vs. Illinois, 12/22) | 25 | Southeast Missouri, 11/7 |
| | Low | 11 | vs. Alabama State, 12/11 | 12 | Bethune-Cookman, 12/14 |
| Assists | High | 20 | 2x (last at Kentucky, 1/7) | 20 | Illinois, 12/22 |
| | Low | 6 | vs. Illinois, 12/22 | 6 | Bethune-Cookman, 12/14 |
| Turnovers | High | 19 | vs. Southeast Missouri, 11/7 | 17 | 3x (last: Cleveland State, 11/28) |
| | Low | 9 | 2x (last vs. South Carolina State, 11/25) | 7 | Alabama State, 12/11 |
| Steals | High | 13 | vs. VMI, 11/9 | 11 | Southeast Missouri, 11/7 |
| | Low | 3 | vs. Alabama State, 12/11 | 3 | 4x (last: Florida, 1/4) |
| Blocks | High | 7 | 2x (last: vs. Bethune-Cookman, 12/14) | 8 | Illinois, 12/22 |
| | Low | 1 | 3x (last vs. Illinois, 12/22) | 0 | Minnesota, 11/12 |

INDIVIDUAL HIGHS

| | MISSOURI | | OPPONENT | |
|-------------------------------|----------|---|----------|---|
| Points | 29 | Mark Mitchell, vs. Southeast Missouri, 11/7 | 31 | TJ Johnson, VMI, 11/9 |
| Field Goals Made | 12 | Mark Mitchell, vs. Southeast Missouri, 11/7 | 9 | 3x (last: Thomas Haugh, Florida, 1/4) |
| Field Goals Attempted | 17 | Mark Mitchell, at Notre Dame, 12/2 | 20 | 2x (last: Thomas Haugh, Florida, 1/4) |
| Field Goal Pct. (min 5 made) | 100.0 | Jevon Porter, vs. South Dakota, 11/21 (9-9) | 71.4 | Jalen Haralson, Notre Dame, 12/2 |
| 3-Pointers Made | 6 | Jacob Crews, vs. Alabama State, 12/11 | 6 | 2x (last: TJ Johnson, VMI, 11/9) |
| 3-Pointers Attempted | 10 | 2x (last: Jacob Crews, at Notre Dame, 12/2) | 15 | TJ Johnson, VMI, 11/9 |
| 3-Point Pct. (min 3 made) | 80.0 | 2x (last: Jacob Crews, vs. PV A&M, 11/12 – 4-5) | 83.3 | Keaton Wagler, Illinois, 12/22 |
| Free Throws Made | 10 | Mark Mitchell, vs. VMI, 11/9 | 9 | 2x (last: Florian Tenebay, South Carolina State, 11/25) |
| Free Throws Attempted | 13 | Mark Mitchell, vs. VMI, 11/9 | 10 | 2x (last: Alex Condon, Florida, 1/4) |
| Free Throws Pct. (min 5 made) | 90.0 | Jacob Crews, vs. Florida, 1/4 (9-10) | 100.0 | 2x (last: Daniel Rouzan, Bethune, 12/14 (6-6)) |
| Offensive Rebounds | 5 | 2x (last: Shawn Phillips Jr., vs. S Carolina St, 11/25) | 6 | Jaylen Crocker-Johnson, Minnesota, 11/12 |
| Total Rebounds | 13 | Shawn Phillips Jr., vs PV A&M, 11/17 | 13 | Tre White, Kansas, 12/7 |
| Assists | 10 | Anthony Robinson II, at Kentucky, 1/7 | 10 | Markus Burton, Notre Dame, 12/2 |
| Steals | 5 | Anthony Robinson II, at Notre Dame, 12/2 | 4 | 6x (last: Otega Oweh, Kentucky, 1/7) |
| Blocks | 3 | 3x (last: Shawn Phillips Jr., vs. Bethune-Cookman, 12/14) | 5 | Bryson Tiller, Kansas, 12/7 |

LAST TIME THAT (TEAM)

| | |
|---|--|
| Missouri Scored 100 Points | 102, vs. South Dakota, 11/20/25 |
| Opponent Scored 100 Points | 101, Auburn, 3/5/24 |
| Missouri Won by 30+ Points | 32 (98-66), vs. South Carolina State, 11/25/25 |
| Opponent Won by 30+ Points | 43 (91-48), Illinois, 12/22/25 |
| Missouri Won by 40+ Points | 49 (112-63), vs. Arkansas-Pine Bluff, 11/24/24 |
| Opponent Won by 40+ Points | 43 (91-48), Illinois, 12/22/25 |
| Missouri Won by 50+ Points | 72 (111-39), vs. Miss. Valley State, 11/14/24 |
| Opponent Won by 50+ Points | 55 (111-56), Kansas State, 1/3/98 |
| Missouri Won Overtime Game | 66-64, vs. Mississippi State, 2/21/23 |
| Opponent Won Overtime Game | 97-93, Vanderbilt, 3/1/25 |
| Played Double Overtime Game | W, 91-83, vs. Texas A&M, 3/13/14 |
| Played Triple Overtime Game | W, 108-107, vs. Illinois, 12/22/93 |
| Played Quadruple Overtime Game | W, 112-109, vs. Iowa State, 1/13/01 |
| Missouri Scored Less than 50 Points | 48, vs. Illinois, 12/22/25 |
| Opponent Scored Less than 50 Points | 39, Mississippi Valley State, 11/14/24 |
| Missouri Scored Less than 40 Points | 37, at Kentucky, 1/13/15 |
| Opponent Scored Less than 40 Points | 39, Mississippi Valley State, 11/14/24 |
| MU Scored 60+ Points in a Half | 63, vs. California, 12/3/24 |
| Opp. Scored 60+ Points in a Half | 60, Southern Indiana, 11/7/22 |
| MU Scored Less than 20 Points in a Half | 18, at Auburn, 2/14/23 |
| Opp. Scored Less than 20 Points in a Half | 19, Miss. Valley State, 11/14/24 |
| Missouri Shot 60+ Pct. | 64.7 (33-51), vs. Alabama State, 12/11/25 |
| Opponent Shot 60+ Pct. | 61.8% (34-55), Florida, 3/14/25 |
| MU Shot 70+ Pct. in a Half | 71.4 (20-28), vs. Alabama State, 12/11/25 |
| Opp. Shot 70+ Pct. in a Half | 76.0% (19-25), Auburn, 2/14/23 |
| Missouri Shot Less than 30 Pct. | 29.2% (14-48), at Arkansas, 1/12/22 |
| Opponent Shot Less than 30 Pct. | 27.1% (13-48), Miss. Valley State, 11/14/24 |
| Missouri Made 15+ 3-Pointers | 15, at Mississippi State, 2/1/25 |
| Opponent Made 15+ 3-Pointers | 15, Illinois, 12/22/25 |
| Missouri Attempted 35+ 3-Pointers | 38, vs. Cleveland State, 11/28/25 |
| Opponent Attempted 35+ 3-Pointers | 42, VMI, 11/09/25 |
| Missouri Did Not Make 3-Pointer | at Kansas, 2/4/08 |
| Opponent Did Not Make 3-Pointer | Arkansas-Pine Bluff, 12/2/08 |
| Missouri Made 30+ Free Throws | 31, vs. Alabama, 2/19/25 |
| Opponent Made 30+ Free Throws | 30, SIU Edwardsville, 11/15/22 |
| Missouri Attempted 40+ Free Throws | 47, vs. Alabama, 2/19/25 |
| Opponent Attempted 40+ Free Throws | 44, Auburn, 1/26/21 |
| Missouri Attempted 50+ Free Throws | 53, vs. Texas A&M, 3/13/14 |
| Opponent Attempted 50+ Free Throws | 50, Texas Tech, 1/23/08 |
| Missouri Made 100% Free Throws (10+) | 13-13, at LSU, 3/1/23 |
| Opponent Made 100% Free Throws (10+) | 11-11, Penn, 11/11/22 |
| Missouri Had 50+ Rebounds | 50, vs. Arkansas-Pine Bluff, 11/24/24 |
| Opponent Had 50+ Rebounds | 51, Illinois, 12/22/23 |
| Missouri Had 20+ Offensive Rebounds | 21, Central Arkansas, 12/30/23 |
| Opponent Had 20+ Offensive Rebounds | 22, Auburn, 1/25/22 |
| Missouri Had +20 Rebound Margin | +21 (47-26), vs. Cleveland State, 11/28/25 |
| Opponent Had +20 Rebound Margin | +22 (48-26), Auburn, 2/14/23 |
| Missouri Had 25+ Assists | 26, vs. LSU, 2/1/23 |
| Opponent Had 25+ Assists | 28, Texas A&M, 2/5/05 |
| Missouri Had Less than 5 Turnovers | 3, at Georgia, 2/5/25 |
| Opponent Had Less than 5 Turnovers | 4, Ole Miss, 2/6/18 |
| Missouri Committed 20+ Turnovers | 20, vs. Lindenwood, 11/27/24 |
| Opponent Committed 20+ Turnovers | 22, Kansas, 12/8/24 |
| Missouri Blocked 12+ Shots | 12, vs. South Carolina State, 11/22/23 |
| Opponent Blocked 12+ Shots | 14, Auburn, 1/26/21 |
| Missouri Had 15+ Steals | 15, vs. Miss. Valley State, 11/14/24 |
| Opponent Had 15+ Steals | 15, Mississippi State, 2/10/24 |

LAST TIME THAT (INDIVIDUAL)

| | |
|---|---|
| Player Had a Triple Double | |
| Mizzou: | Greg Cavener (16 pts, 10 reb, 10 asst), vs. Green Bay, 1/4/84 |
| Opponent: | Chris Chiozza (12 pts, 12 rebs, 10 asst), Florida, 2/2/17 |
| MU Player with 30+ Points | 31, Mark Mitchell, vs. Alabama, 2/19/25 |
| Opponent with 30+ Points | 31, Jeremiah Fears, Oklahoma, 3/5/25 |
| MU Player with 40+ Points | 43, Clarence Gilbert, vs. Iowa State, 1/13/01 |
| Opponent with 40+ Points | 42, Khalif Battle, Arkansas, 2/24/24 |
| Player Shot 100% from the Field (min. 8 attempts) | |
| Mizzou: | 9-9, Jevon Porter, vs. South Dakota, 11/20/25 |
| Opponent: | 8-8, Moses Kinglsey, Arkansas, 1/12/16 |
| MU Player Made 8+ 3FG | 8, Caleb Grill, vs. Eastern Washington, 11/11/24 |
| Opponent Made 8+ 3FG | 8, Marshall Henderson, Ole Miss, 2/8/14 |
| MU Player Made 15+ FTs | 15-16, Sean East II, at Arkansas, 2/24/24 |
| Opponent Made 15+ FTs | 15-20, Kylan Milton, Arkansas-Pine Bluff, 11/6/23 |
| MU Player had 15+ Rebounds | 23, Kobe Brown, vs. Paul Quinn, 11/29/21 |
| Opponent had 15+ Rebounds | 16, Henry Coleman III, Texas A&M, 2/8/25 |
| MU Player had 20+ Rebounds | 23, Kobe Brown, vs. Paul Quinn, 11/29/21 |
| Opponent had 20+ Rebounds | 21, Oscar Tshiebwe, Kentucky, 12/29/21 |
| MU Player had 10+ Off. Rebounds | 10, Alex Oriakhi, vs. Ole Miss, 2/9/13 |
| Opponent had 10+ Off. Rebounds | 10, Matthew Hezekiah, SC State, 12/17/10 |
| MU Player had 10+ Assists | 10, Anthony Robinson II, at Kentucky, 1/7/26 |
| Opponent had 10+ Assists | 10, Zakai Zeigler, Tennessee, 2/11/23 |
| MU Player had 10+ Asst / 0 TO | 13, Phil Pressey, at Texas 1/14/12 |
| Opponent had 10+ Asst / 0 TO | 11, Trey McKinney, Creighton, 11/23/04 |
| MU Player had 15+ Assists | 19, Phil Pressey, at UCLA, 12/28/12 |
| Opponent had 15+ Assists | 15, Pierre Jackson, Baylor, 1/21/12 |
| MU Player Blocked 5+ Shots | 5, Aidan Shaw, vs. SC State, 11/22/23 |
| Opponent Blocked 5+ Shots | 5, Bryson Tiller, Kansas, 12/7/25 |
| MU Player Had 5+ Steals | 5, Anthony Robinson II, at Notre Dame, 12/2/25 |
| Opponent Had 5+ Steals | 5, Duke Miles, Oklahoma, 2/12/25 |
| MU Made a Game-Winning Buzzer Beater | |
| | DeAndre Gholston, at Tennessee, 2/11/23 |


LAST TIME THAT (MULTIPLE INDIVIDUALS)


| | |
|--|--|
| Six Players Scored in Double Figures | vs. South Dakota, 11/20/25 |
| | Mitchell, Porter, Crews, Mack, Stone & Robinson II |
| Seven Players Scored in Double Figures | vs. Mississippi Valley State, 11/14/24 |
| | Warrick, Bates, Grill, Mitchell, Crews, Allen & Boateng |
| Eight Players Scored in Double Figures | vs. Alabama State, 12/30/87 |
| | Chievous, Church, Coward, Irvin, Leonard, Sandbothe, Smith, Sutton |
| Two Players Scored 25+ Points | vs. Alabama, 2/19/25 |
| | Mark Mitchell (31) & Caleb Grill (25) |
| Two Players Scored 30+ Points | vs. TCU, 1/30/21 |
| | Xavier Pinson (36) & Jeremiah Tilmon (33) |
| Three Players Scored 20+ Points | vs. Xavier, 11/17/16 |
| | Frankie Hughes (24), Kevin Puryear (22) & Terrence Phillips (21) |
| Two Players Recorded a Double-Double | vs. Ole Miss, 1/21/17 |
| | Terrence Phillips & Russell Woods |
| Three Players Recorded a Double-Double | vs. Illinois, 12/22/12 |
| | Laurence Bowers, Alex Oriakhi & Phil Pressey |
| Two Players Had 10+ Rebounds | vs. VMI, 11/09/25 |
| | Mark Mitchell (10) & Luke Northweather (10) |
| Three Players Had 10+ Rebounds | vs. Alcorn State, 11/13/12 |
| | Negus Webster-Chan (11), Alex Oriakhi (10) & Earnest Ross (10) |



DENNIS GATES

Whitten Family Men's Basketball Head Coach

@coachdgates

@coachdgates

In just three seasons as Whitten Family Men's Basketball Head Coach, Dennis Gates has made an immediate impact and reestablished University of Missouri on the national stage. Now in his fourth year on the Mizzou sideline, he aims to build off his early progress as the Tigers chase championships with him leading the program.

MISSOURI

- **Named SEC Coach of the Year by USA Today in 2022-23.**
- Named to the Naismith Coach of the Year Watch List twice in his three seasons, finishing as a top-10 semifinalist in 2025.
- Led Mizzou two NCAA Tournament bids (2023 and 2025) in his three seasons, including the program's first postseason victory in 13 years and first-ever appearance in the SEC Semifinals in 2023.
- His 25 victories 2022-23 are the fifth-most by any first-year SEC coach in conference history – trailing only Tubby Smith, John Calipari, Eddie Sutton and Trent Johnson.
- Led the Tigers to 12 wins over ranked teams, including three top-five wins in 2024-25 – a first for Mizzou since 1988-89.
- Two Tigers have played in the NBA after playing for Gates – Kobe Brown (LA Clippers) and D'Moi Hodge (LA Lakers). Overall, seven Tigers have joined NBA or G-League franchises in Gates' three seasons at Mizzou.
- Coached two All-SEC honorees, one SEC Sixth Man of the Year, one SEC All-Defensive Team honoree and two SEC Scholar-Athletes of the Year.

CLEVELAND STATE

- **2019-20 and 2020-21 Horizon League Coach of the Year.**
- Rebuilt the Vikings program – winning 50 games, including a 39-19 mark his final two seasons.
- Won two Horizon League regular-season titles (2020, 2021) and the 2021 Horizon League Tournament crown.
- Led the Vikings to the 2021 NCAA Tournament – the school's first trip in 12 years – and 2022 Postseason NIT.
- Mentored two Horizon League Defensive Players of the Year plus five all-conference and five All-Defensive Team honorees.

FLORIDA STATE

- Spent eight seasons on Leonard Hamilton's staff at FSU, mirroring the Seminoles' rise to national prominence.
- FSU advanced to four NCAA Tournament in his eight years, including the Elite Eight in 2018 and Sweet 16 in 2012 and 2019.
- Instrumental in recruiting four-straight top-15 classes, which produced five NBA Draft picks over four years – Jonathan Isaac (No. 9 selection in 2017), Malik Beasley (No. 19 in 2016), Mfiondu Kabengele (No. 27 in 2019), Dwayne Bacon (No. 40 in 2017) and Terance Mann (No. 48 in 2019).

PLAYING CAREER

- Combo guard at California (1998-02), serving as a three-year captain and helping the Golden Bears to three 20-win seasons.
- Played in 114 career games with 34 starting assignments, totaling 432 points, 140 rebounds, 148 assists and 100 steals.
- Two-time Pac-10 All-Academic First Team selection
- Named Cal's Most Inspirational Player in 2001 and the team's Outstanding Student-Athlete in 1999 and 2001
- Awarded the 2002 Pac-10 Medal of Honor, which is presented to the Pac-10 Universities Top Graduating Student-Athlete.

YEAR-BY-YEAR RECORD

CLEVELAND STATE

| YEAR | RECORD | PCT. | HORIZON | PLACE | NOTES |
|------------|--------|------|---------|-------|---|
| 2019-20 | 11-21 | 34.4 | 7-11 | t-7th | Earned first career win versus Edinboro, 79-54 (Nov. 9) |
| 2020-21 | 19- 8 | 70.4 | 16- 4 | 1st | Horizon League Tournament Champions / NCAA First Round |
| 2021-22 | 20-11 | 64.5 | 15- 6 | 1st | NIT First Round |
| CSU TOTALS | 50-40 | 55.6 | 38-21 | | Two Horizon League Regular-Season Titles & One Tournament Title |

MISSOURI

| YEAR | RECORD | PCT. | SEC | PLACE | NOTES |
|-----------|--------|------|-------|-------|---|
| 2022-23 | 25-10 | 71.4 | 11- 7 | t-4th | USA Today SEC Coach of the Year / NCAA Second Round |
| 2023-24 | 8-24 | 25.0 | 0-18 | 14th | |
| 2024-25 | 22-12 | 64.7 | 10- 8 | t-6th | NCAA First Round |
| 2025-26 | 12- 3 | 80.0 | 2- 0 | -- | |
| MU TOTALS | 67-49 | 57.8 | 23-33 | | |
| CAREER | 117-88 | 57.1 | 61-54 | | |

PERSONAL

BIRTHDAY

January 14

EDUCATION

California '01 (Bachelor's)
Sociology
Florida State '05 (Master's)
Adult Education and Human
Resource Development

WIFE

Jocelyn

CHILDREN

Avery, Duke and Denver

COACHING CAREER

| | |
|---------|-------------------------------|
| 2002-03 | LA Clippers (Skill Coach) |
| 2003-04 | Marquette (Grad Asst) |
| 2004-05 | Florida State (Grad Asst) |
| 2005-07 | California (Assistant) |
| 2007-09 | Northern Illinois (Assistant) |
| 2009-11 | Nevada (Assistant) |
| 2011-19 | Florida State (Assistant) |
| 2019-22 | Cleveland St. (Head Coach) |
| 2022- | Missouri (Head Coach) |

HONORS

- 2019-20 Horizon League Coach of the Year
- 2020-21 Horizon League Coach of the Year
- 2020-21 HoopDirt.com Division I Coach of the Year
- 2022-23 USA Today SEC Coach of the Year



KYLE SMITH

Associate Head Coach • Southern Illinois '06

- Fourth season at MU, first as associate head coach.
- Eight-time Great Rivers Athletic Conference Coach of the Year during 10-year stint as head coach at John A. Logan.
- Mentored two NJCAA National Players of the Year and 10 All-Americans during his tenure at Logan.
- Helped Southern Illinois to back-to-back NCAA Tournaments as a student-athlete



RYAN SHARBAUGH

Assistant Coach • Westminster '08

- Fourth year at Missouri, serving as defensive coordinator.
- Helped the Tigers lead all power-conference schools in steals in two of his three seasons.
- Spent three years at Cleveland State as an assistant coach, helping Tre Gomillion and D'Moi Hodge to Horizon League Defensive Player of the Year Awards.



MATT CLINE

Assistant Coach • South Alabama '11


- Fourth season at MU, serving as offensive coordinator.
- Helped the Tigers average 83.6 points in 2024-25 – its most since 1989-90 and ranked ninth nationally.
- MU has ranked in the top 40 nationally a total of 16 times in offensive stats during Cline's three years.
- Also worked at Cleveland State (2021-22) and Eastern Michigan (2017-21).



STEVE WRIGHT

Assistant Coach • Bowling Green State '06

- First year at MU, spending last two years at Duquesne.
- Helped the Dukes to the 2024 A-10 Championship, their first NCAA Tournament appearance since 1977 and their first tournament win since 1969.
- Served on Coach Gates' staff at Cleveland State in 2019-20 as video coordinator.
- Also has had successful tenures at the high school, junior college and AAU ranks during his career.



DAVID "DICKY" NUTT

Assistant Coach • Oklahoma State '82

- Fourth season at MU, returning to an assistant role after being declared cancer free in October 2024.
- Owns more than 30 years of coaching experience, including 19 as a head coach at Arkansas State (1995-08) and Southeast Missouri State (2009-15).
- Named 1998 Sun Belt Coach of the Year, while leading the Red Wolves to the 1999 NCAA Tournament.



DAVID CARTER

Assistant to the Head Coach • Saint Mary's '89

- Second season at Mizzou.
- Head coach at Nevada from 2009 to 2015, winning 98 games and earning 2012 WAC Coach of the Year.
- Coach Gates served as his assistant coach at Nevada from 2009 to 2011.
- Joined Missouri after four seasons (2019-23) as an assistant coach at Loyola Marymount, where the Lions defeated two top-15 teams, including No. 6 Gonzaga.



TIM FULLER

General Manager • Wake Forest '00

- Named the first general manager of Missouri men's basketball on June 2, 2025.
- Owns successful stints at every level of basketball, from college coaching to an executive at Nike to Overtime Elite.
- Served as associate head coach at Mizzou from 2011 to 2015, helping the Tigers to the 2012 Big 12 Championship.



GRIFFIN MCHONE

Dir. of Basketball Operations • Texas A&M '17

- First season at Mizzou as Director of Basketball Operations
- Spent the previous two years at USF, helping the Bulls to their first-ever AAC regular-season title, a school-record 25 wins and a 2024 NIT second-round appearance
- Previously served four seasons at Kennesaw State, contributing to a historic 26-9 campaign in 2022-23.



SEAN CONATY

Dir. of Athletic Performance • East Carolina '12

- Fourth season with the Tigers.
- Has helped the Tigers to two NCAA Tournament appearances, five NBA signees and their first NCAA Tournament win in 13 years.
- Previously served as head men's basketball strength and conditioning coach at Oregon State and as a director of Sports Performance for Olympic Sports at Buffalo.



CHRIS PERRIN

Senior Athletic Trainer • Michigan State '14

- Fifth season at Mizzou.
- Spent six season at Detroit-Mercy prior to arriving at Mizzou, serving as the men's basketball trainer for the Titans along with men's and women's golf.
- Also owns experience working with the Developmental Basketball Team in China as well as an intern with the Utah Jazz.



0

ANTHONY ROBINSON II

@anklebully_ant
 @anklebully_ant

Junior | Guard | 6-3 | 185 | Tallahassee, Fla. | Florida State University High School

| CAREER STATISTICS | | | | | | | | | | | | | | | | | | | |
|-------------------|-----|-------|-----------|-----|-----|------|-----|-----|------|-----|-----|------|----|-----|-----|-----|-----|----|-----|
| Season | TM | GP-GS | Min/Avg | FG | FGA | FG% | 3PM | 3PA | 3P% | FTM | FTA | FT% | O | D | REB | AVG | PF | FO | AST |
| 23-24 | MIZ | 30- 0 | 400/13.4 | 36 | 98 | 36.7 | 9 | 44 | 20.5 | 36 | 48 | 75.0 | 17 | 35 | 52 | 1.7 | 62 | 0 | 29 |
| 24-25 | MIZ | 33-31 | 761/22.9 | 85 | 176 | 48.3 | 20 | 50 | 40.0 | 108 | 140 | 77.1 | 30 | 73 | 103 | 3.1 | 101 | 3 | 114 |
| 25-26 | MIZ | 15-15 | 455/30.4 | 57 | 126 | 45.2 | 17 | 52 | 32.7 | 39 | 58 | 67.2 | 14 | 44 | 58 | 3.9 | 46 | 1 | 59 |
| TOTAL | | 78-46 | 1616/20.7 | 178 | 400 | 44.5 | 46 | 146 | 31.5 | 183 | 246 | 74.4 | 61 | 152 | 213 | 2.7 | 209 | 4 | 202 |

CAREER HONORS

- 2024-25 SEC All-Defensive Team

2025-26 NOTES

- Team captain.
- Leads Mizzou and ranks 27th nationally with 2.27 steals per game, while also leading the Tigers with 3.9 assists.
- Averaging 14.8 points and 5.4 assists over the last five contests – had averaged 4.3 points in the four contests prior.
- Collected a career-best 10 assists in Wednesday's win at Kentucky – the most by a Tiger in nine seasons (Jan. 7).
- Made a career-best four 3-pointers in win versus VMI, recording his second career 20-point game (Nov. 9).
- Named a top breakout candidate for the 2025-26 campaign by Jon Rothstein and Andy Katz.
- Only player from last season's SEC All-Defensive Team to return this year.

PERSONAL

BIRTHDAY

January 5, 2005

CAREER AMBITIONS

Gym owner and trainer at a gym, specializing in basketball skills

CAREER BESTS

POINTS

S: 20, vs. VMI, 11/9/25
C: 29, vs. California, 12/3/24

REBOUNDS

S: 8, vs. Florida, 1/3/26
C: 11, vs. Ark.-Pine Bluff, 11/24/24

ASSISTS

S: 10, at Kentucky, 1/7/26
C: 10, at Kentucky, 1/7/26

BLOCKED SHOTS

S: 3, vs. Bethune-Cookman, 12/14/25
C: 3, vs. Bethune-Cookman, 12/14/25

STEALS

S: 5, at Notre Dame, 12/2/25
C: 6, vs. LIU, 12/14/24

MINUTES

S: 37, 2x (last vs. Alabama St, 12/11/25)
C: 37, 2x (last vs. Alabama St, 12/11/25)

FIELD GOALS MADE

S: 8, vs. Florida, 1/3/26
C: 8, 2x (last vs. Florida, 1/3/26)

3-POINT FIELD GOALS MADE

S: 4, vs. VMI, 11/9/25
C: 4, vs. VMI, 11/9/25

FREE THROWS MADE



S: 6, vs. SEMO, 11/7/25
C: 13, vs. California, 12/3/24

| MISCELLANEOUS | | |
|--------------------|--------|--------|
| | SEASON | CAREER |
| Led MU in Points | 1 | 4 |
| Led MU in Rebounds | 3 | 8 |
| Led MU in Assists | 7 | 26 |
| 20+ Points | 1 | 2 |
| 10+ Points | 9 | 27 |
| 10+ Rebounds | 0 | 1 |
| 5+ Assists | 7 | 18 |
| Double-Doubles | 0 | 1 |

| 2025-26 GAME-BY-GAME STATISTICS | | | | | | | | | | | | | | | | | |
|---------------------------------|----|-----|----|-----|-----|------|----|-----|-----|-----|-----|----|-----|----|-----|-----|-----|
| Opponent | GS | Min | FG | FGA | 3FG | 3FGA | FT | FTA | OFF | DEF | REB | PF | AST | TO | STL | BLK | PTS |
| at Howard | * | 28 | 1 | 6 | 1 | 2 | 5 | 7 | 0 | 4 | 4 | 4 | 2 | 3 | 3 | 0 | 8 |
| SEMO | * | 36 | 4 | 9 | 1 | 2 | 6 | 7 | 1 | 3 | 4 | 3 | 2 | 3 | 3 | 0 | 15 |
| VMI | * | 30 | 6 | 7 | 4 | 5 | 4 | 6 | 0 | 1 | 1 | 3 | 4 | 2 | 4 | 0 | 20 |
| MINNESOTA | * | 26 | 3 | 6 | 2 | 3 | 2 | 5 | 0 | 1 | 1 | 3 | 3 | 0 | 0 | 0 | 10 |
| PRAIRIE VIEW A&M | * | 25 | 5 | 11 | 1 | 5 | 2 | 3 | 0 | 3 | 3 | 1 | 5 | 0 | 2 | 0 | 13 |
| SOUTH DAKOTA | * | 32 | 3 | 6 | 1 | 1 | 4 | 4 | 1 | 4 | 5 | 3 | 6 | 3 | 1 | 1 | 11 |
| SOUTH CAROLINA STATE | * | 19 | 1 | 5 | 1 | 3 | 1 | 2 | 2 | 1 | 3 | 4 | 0 | 0 | 2 | 0 | 4 |
| CLEVELAND STATE | * | 29 | 2 | 8 | 0 | 4 | 0 | 0 | 0 | 1 | 1 | 4 | 1 | 2 | 2 | 1 | 4 |
| at Notre Dame | * | 37 | 3 | 8 | 0 | 3 | 0 | 0 | 1 | 6 | 7 | 5 | 3 | 5 | 5 | 0 | 6 |
| at Kansas | * | 29 | 1 | 6 | 1 | 5 | 2 | 4 | 2 | 5 | 7 | 4 | 6 | 3 | 0 | 0 | 5 |
| ALABAMA STATE | * | 37 | 7 | 11 | 1 | 3 | 4 | 6 | 1 | 3 | 4 | 3 | 5 | 0 | 2 | 1 | 19 |
| BETHUNE-COOKMAN | * | 30 | 6 | 9 | 0 | 2 | 3 | 4 | 2 | 2 | 4 | 3 | 7 | 1 | 2 | 3 | 15 |
| vs. Illinois | * | 26 | 3 | 11 | 2 | 6 | 4 | 5 | 1 | 1 | 2 | 2 | 0 | 1 | 4 | 0 | 12 |
| FLORIDA | * | 34 | 8 | 14 | 2 | 5 | 1 | 2 | 2 | 6 | 8 | 2 | 5 | 1 | 2 | 0 | 19 |
| at Kentucky | * | 36 | 4 | 9 | 0 | 3 | 1 | 3 | 1 | 3 | 4 | 2 | 10 | 3 | 2 | 0 | 9 |
| at Ole Miss | | | | | | | | | | | | | | | | | |
| AUBURN | | | | | | | | | | | | | | | | | |
| at LSU | | | | | | | | | | | | | | | | | |
| GEORGIA | | | | | | | | | | | | | | | | | |
| OKLAHOMA | | | | | | | | | | | | | | | | | |
| at Alabama | | | | | | | | | | | | | | | | | |
| MISSISSIPPI STATE | | | | | | | | | | | | | | | | | |
| at South Carolina | | | | | | | | | | | | | | | | | |
| at Texas A&M | | | | | | | | | | | | | | | | | |
| TEXAS | | | | | | | | | | | | | | | | | |
| VANDERBILT | | | | | | | | | | | | | | | | | |
| at Arkansas | | | | | | | | | | | | | | | | | |
| TENNESSEE | | | | | | | | | | | | | | | | | |
| at Mississippi State | | | | | | | | | | | | | | | | | |
| at Oklahoma | | | | | | | | | | | | | | | | | |
| ARKANSAS | | | | | | | | | | | | | | | | | |



1 AARON ROWE

 @aaronrowe._
 @a_rowe_3

Freshman | Guard | 6-2 | 155 | Columbia, Mo. | Father Tolton High School

CAREER STATISTICS

| Season | TM | GP-GS | Min/Avg | FG | FGA | FG% | 3PM | 3PA | 3P% | FTM | FTA | FT% | O | D | REB | AVG | PF | FO | AST | TO | BLK | STL | PTS | AVG |
|--------|-----|-------|---------|----|-----|-----|-----|-----|-----|-----|-----|-----|---|---|-----|-----|----|----|-----|----|-----|-----|-----|-----|
| 25-26 | MIZ | 0-0 | 0/0.0 | 0 | 0 | 0.0 | 0 | 0 | 0.0 | 0 | 0 | 0.0 | 0 | 0 | 0 | 0.0 | 0 | 0 | 0 | 0 | 0 | 0 | 0 | 0.0 |

2025-26 NOTES

- One of two freshmen on the team.
- Ranked as high as the nation's No. 53 recruit by Rivals.

PERSONAL

BIRTHDAY

October 30, 2006

CAREER AMBITIONS

Entrepreneur – interested in developing a clothing line

CAREER BESTS

POINTS

n/a

REBOUNDS

n/a

ASSISTS

n/a

BLOCKED SHOTS

n/a

STEALS

n/a

MINUTES

n/a

FIELD GOALS MADE

n/a

3-POINT FIELD GOALS MADE

n/a

FREE THROWS MADE

n/a

MISCELLANEOUS

| | SEASON | CAREER |
|--------------------|--------|--------|
| Led MU in Points | 0 | 0 |
| Led MU in Rebounds | 0 | 0 |
| Led MU in Assists | 0 | 0 |
| 20+ Points | 0 | 0 |
| 10+ Points | 0 | 0 |
| 10+ Rebounds | 0 | 0 |
| 5+ Assists | 0 | 0 |
| Double-Doubles | 0 | 0 |

2025-26 GAME-BY-GAME STATISTICS

| Opponent | GS | Min | FG | FGA | 3FG | 3FGA | FT | FTA | OFF | DEF | REB | PF | AST | TO | STL | BLK | PTS |
|----------------------|----|-----|----|-----|-----|------|----|-----|-----|-----|-----|----|-----|----|-----|-----|--------------|
| at Howard | | | | | | | | | | | | | | | | | Did Not Play |
| SEMO | | | | | | | | | | | | | | | | | Did Not Play |
| VMI | | | | | | | | | | | | | | | | | Did Not Play |
| MINNESOTA | | | | | | | | | | | | | | | | | Did Not Play |
| PRAIRIE VIEW A&M | | | | | | | | | | | | | | | | | Did Not Play |
| SOUTH DAKOTA | | | | | | | | | | | | | | | | | Did Not Play |
| SOUTH CAROLINA STATE | | | | | | | | | | | | | | | | | Did Not Play |
| CLEVELAND STATE | | | | | | | | | | | | | | | | | Did Not Play |
| at Notre Dame | | | | | | | | | | | | | | | | | Did Not Play |
| at Kansas | | | | | | | | | | | | | | | | | Did Not Play |
| ALABAMA STATE | | | | | | | | | | | | | | | | | Did Not Play |
| BETHUNE-COOKMAN | | | | | | | | | | | | | | | | | Did Not Play |
| vs. Illinois | | | | | | | | | | | | | | | | | Did Not Play |
| FLORIDA | | | | | | | | | | | | | | | | | Did Not Play |
| at Kentucky | | | | | | | | | | | | | | | | | Did Not Play |
| at Ole Miss | | | | | | | | | | | | | | | | | |
| AUBURN | | | | | | | | | | | | | | | | | |
| at LSU | | | | | | | | | | | | | | | | | |
| GEORGIA | | | | | | | | | | | | | | | | | |
| OKLAHOMA | | | | | | | | | | | | | | | | | |
| at Alabama | | | | | | | | | | | | | | | | | |
| MISSISSIPPI STATE | | | | | | | | | | | | | | | | | |
| at South Carolina | | | | | | | | | | | | | | | | | |
| at Texas A&M | | | | | | | | | | | | | | | | | |
| TEXAS | | | | | | | | | | | | | | | | | |
| VANDERBILT | | | | | | | | | | | | | | | | | |
| at Arkansas | | | | | | | | | | | | | | | | | |
| TENNESSEE | | | | | | | | | | | | | | | | | |
| at Mississippi State | | | | | | | | | | | | | | | | | |
| at Oklahoma | | | | | | | | | | | | | | | | | |
| ARKANSAS | | | | | | | | | | | | | | | | | |



5 T.O. BARRETT

@To_Barrett

@to.barrett

Sophomore | Guard | 6-4 | 205 | Oklahoma City, Okla. | Link Academy

CAREER STATISTICS

| Season | TM | GP-GS | Min/Avg | FG | FGA | FG% | 3PM | 3PA | 3P% | FTM | FTA | FT% | O | D | REB | AVG | PF | FO | AST | TO | BLK | STL | PTS | AVG |
|--------|-----|-------|----------|----|-----|------|-----|-----|------|-----|-----|------|----|----|-----|-----|----|----|-----|----|-----|-----|-----|-----|
| 24-25 | MIZ | 19-0 | 102/5.4 | 14 | 24 | 58.3 | 0 | 2 | 0.0 | 8 | 12 | 66.7 | 1 | 6 | 7 | 0.4 | 19 | 0 | 12 | 7 | 1 | 6 | 36 | 1.9 |
| 25-26 | MIZ | 15-0 | 259/17.3 | 33 | 60 | 55.0 | 2 | 12 | 16.7 | 11 | 13 | 84.6 | 10 | 13 | 23 | 1.5 | 34 | 1 | 37 | 22 | 1 | 12 | 79 | 5.3 |
| TOTAL | | 34-0 | 361/10.6 | 47 | 84 | 56.0 | 2 | 14 | 14.3 | 19 | 25 | 76.0 | 11 | 19 | 30 | 0.9 | 53 | 1 | 49 | 29 | 2 | 18 | 115 | 3.4 |

2025-26 NOTES

- Recorded at least three assists in seven of the last nine games.
- Scored in double figures for the first time in his career versus South Carolina State, tallying 11 (Nov. 25).
- Set career highs with four assists and three rebounds in the season opener at Howard, while also adding nine points (Nov. 3).

PERSONAL

BIRTHDAY

May 6, 2006

CAREER AMBITIONS

Real Estate

CAREER BESTS

POINTS

S: 11, vs. South Carolina St, 11/25/25

C: 11, vs. South Carolina St, 11/25/25

REBOUNDS

S: 3, 2x (last vs. Minnesota, 11/12/25)

C: 3, at Howard, 11/3/25

ASSISTS

S: 4, 4x (last vs. Bethune-Cook, 12/14/25)

C: 4, 4x (last vs. Bethune-Cook, 12/14/25)

BLOCKED SHOTS

S: 1, at Howard, 11/3/25

C: 1, 2x (last at Howard, 11/3/25)

STEALS

S: 3, vs. Minnesota, 11/12/25

C: 3, 2x (last vs. Minnesota, 11/12/25)

MINUTES

S: 25, vs. Illinois, 12/22/25

C: 25, vs. Illinois, 12/22/25

FIELD GOALS MADE

S: 4, 3x (last vs. SCSU, 11/25/25)

C: 4, 3x (last vs. SCSU, 11/25/25)

3-POINT FIELD GOALS MADE

S: 1, 2x (last vs. SCSU, 11/25/25)

C: 1, 2x (last vs. SCSU, 11/25/25)

FREE THROWS MADE

S: 2, 5x (last vs. Alabama St, 12/11/25)

C: 3, vs. Alabama State, 12/30/24

MISCELLANEOUS

| | SEASON | CAREER |
|--------------------|--------|--------|
| Led MU in Points | 0 | 0 |
| Led MU in Rebounds | 0 | 0 |
| Led MU in Assists | 3 | 4 |
| 20+ Points | 0 | 0 |
| 10+ Points | 1 | 1 |
| 10+ Rebounds | 0 | 0 |
| 5+ Assists | 0 | 0 |
| Double-Doubles | 0 | 0 |

2025-26 GAME-BY-GAME STATISTICS

| Opponent | GS | Min | FG | FGA | 3FG | 3FGA | FT | FTA | OFF | DEF | REB | PF | AST | TO | STL | BLK | PTS |
|----------------------|----|-----|----|-----|-----|------|----|-----|-----|-----|-----|----|-----|----|-----|-----|-----|
| at Howard | 18 | 4 | 6 | 1 | 2 | 0 | 0 | 0 | 3 | 0 | 3 | 3 | 4 | 2 | 0 | 1 | 9 |
| SEMO | 7 | 0 | 1 | 0 | 0 | 0 | 0 | 0 | 1 | 0 | 1 | 1 | 1 | 2 | 0 | 0 | 0 |
| VMI | 16 | 2 | 3 | 0 | 1 | 0 | 0 | 0 | 1 | 1 | 2 | 3 | 2 | 2 | 2 | 0 | 4 |
| MINNESOTA | 17 | 4 | 5 | 0 | 0 | 0 | 0 | 0 | 1 | 2 | 3 | 3 | 2 | 1 | 3 | 0 | 8 |
| PRAIRIE VIEW A&M | 15 | 2 | 2 | 0 | 0 | 2 | 4 | 0 | 1 | 1 | 1 | 1 | 1 | 3 | 0 | 0 | 6 |
| SOUTH DAKOTA | 9 | 1 | 1 | 0 | 0 | 0 | 0 | 0 | 1 | 1 | 1 | 0 | 2 | 1 | 1 | 0 | 2 |
| SOUTH CAROLINA STATE | 20 | 4 | 6 | 1 | 2 | 2 | 2 | 1 | 1 | 1 | 2 | 4 | 3 | 0 | 0 | 0 | 11 |
| CLEVELAND STATE | 17 | 3 | 4 | 0 | 1 | 0 | 0 | 0 | 1 | 1 | 2 | 2 | 3 | 2 | 2 | 0 | 6 |
| at Notre Dame | 23 | 2 | 3 | 0 | 0 | 2 | 2 | 0 | 1 | 1 | 1 | 0 | 4 | 0 | 1 | 0 | 6 |
| at Kansas | 27 | 2 | 5 | 0 | 1 | 0 | 0 | 0 | 1 | 1 | 1 | 3 | 3 | 1 | 0 | 0 | 4 |
| ALABAMA STATE | 22 | 2 | 5 | 0 | 1 | 2 | 2 | 0 | 0 | 0 | 0 | 2 | 4 | 2 | 0 | 0 | 6 |
| BETHUNE-COOKMAN | 18 | 2 | 6 | 0 | 1 | 0 | 0 | 0 | 2 | 2 | 2 | 3 | 4 | 2 | 1 | 0 | 4 |
| vs. Illinois | 25 | 0 | 6 | 0 | 3 | 2 | 2 | 1 | 1 | 2 | 5 | 3 | 1 | 2 | 0 | 0 | 2 |
| FLORIDA | 8 | 2 | 4 | 0 | 0 | 0 | 0 | 0 | 1 | 0 | 1 | 0 | 0 | 1 | 0 | 0 | 4 |
| at Kentucky | 17 | 3 | 3 | 0 | 0 | 0 | 1 | 1 | 0 | 1 | 1 | 4 | 1 | 2 | 0 | 0 | 7 |
| at Ole Miss | | | | | | | | | | | | | | | | | |
| AUBURN | | | | | | | | | | | | | | | | | |
| at LSU | | | | | | | | | | | | | | | | | |
| GEORGIA | | | | | | | | | | | | | | | | | |
| OKLAHOMA | | | | | | | | | | | | | | | | | |
| at Alabama | | | | | | | | | | | | | | | | | |
| MISSISSIPPI STATE | | | | | | | | | | | | | | | | | |
| at South Carolina | | | | | | | | | | | | | | | | | |
| at Texas A&M | | | | | | | | | | | | | | | | | |
| TEXAS | | | | | | | | | | | | | | | | | |
| VANDERBILT | | | | | | | | | | | | | | | | | |
| at Arkansas | | | | | | | | | | | | | | | | | |
| TENNESSEE | | | | | | | | | | | | | | | | | |
| at Mississippi State | | | | | | | | | | | | | | | | | |
| at Oklahoma | | | | | | | | | | | | | | | | | |
| ARKANSAS | | | | | | | | | | | | | | | | | |



6 ANNOR BOATENG

@annor2024
 @annor.boat

Sophomore | Guard | 6-6 | 220 | Little Rock, Ark. | Little Rock Central High School

| CAREER STATISTICS | | | | | | | | | | | | | | | | | | | |
|-------------------|-----|-------|----------|----|-----|------|-----|-----|------|-----|-----|------|---|----|-----|-----|----|----|-----|
| Season | TM | GP-GS | Min/Avg | FG | FGA | FG% | 3PM | 3PA | 3P% | FTM | FTA | FT% | O | D | REB | AVG | PF | FO | AST |
| 24-25 | MIZ | 17-7 | 109/6.4 | 9 | 26 | 34.6 | 1 | 10 | 10.0 | 13 | 19 | 68.4 | 4 | 6 | 10 | 0.6 | 12 | 0 | 5 |
| 25-26 | MIZ | 9-4 | 135/15.0 | 13 | 39 | 33.3 | 5 | 17 | 29.4 | 8 | 12 | 66.7 | 5 | 17 | 22 | 2.4 | 15 | 0 | 4 |
| TOTAL | | 26-11 | 244/9.4 | 22 | 65 | 33.8 | 6 | 27 | 22.2 | 21 | 31 | 67.7 | 9 | 23 | 32 | 1.2 | 27 | 0 | 9 |

2025-26 NOTES

- Returned to the lineup on Nov. 20 after missing the season's first five games with an injury.
- Tallied 10-plus points in back-to-back games for the first time in his career against South Carolina State (Nov. 25) and Cleveland State (Nov. 28), including a career-best 12 against the Bulldogs.

PERSONAL

BIRTHDAY
November 13, 2005

CAREER AMBITIONS
Computer science or restaurant owner

CAREER BESTS

POINTS
S: 12, vs. South Carolina St, 11/25/25
C: 12, vs. South Carolina St, 11/25/25

REBOUNDS
S: 6, at Kansas, 12/7/25
C: 6, at Kansas, 12/7/25

ASSISTS
S: 1, 4x (last vs. Alabama St, 12/11/25)
C: 1, 9x (last vs. Alabama St, 12/11/25)

BLOCKED SHOTS
S: 1, vs. South Dakota, 11/20/25
C: 1, 2x (last vs. S Dakota, 11/20/25)

STEALS
S: 2, at Kansas, 12/7/25
C: 2, 2x (last at Kansas, 12/7/25)

MINUTES
S: 22, vs. Bethune-Cookman, 12/14/25
C: 26, vs. MVSU, 11/14/24

FIELD GOALS MADE
S: 4, vs. South Carolina St, 11/25/25
C: 4, vs. South Carolina St, 11/25/25


3-POINT FIELD GOALS MADE
S: 2, 2x (last vs. Bethune-Cook, 12/14/25)
C: 2, 2x (last vs. Bethune-Cook, 12/14/25)

FREE THROWS MADE
S: 3, vs. South Carolina St, 11/25/25
C: 4, vs. MVSU, 11/14/24

MISCELLANEOUS

| | SEASON | CAREER |
|--------------------|--------|--------|
| Led MU in Points | 0 | 0 |
| Led MU in Rebounds | 0 | 0 |
| Led MU in Assists | 0 | 0 |
| 20+ Points | 0 | 0 |
| 10+ Points | 2 | 3 |
| 10+ Rebounds | 0 | 0 |
| 5+ Assists | 0 | 0 |
| Double-Doubles | 0 | 0 |

| 2025-26 GAME-BY-GAME STATISTICS | | | | | | | | | | | | | | | | |
|---------------------------------|----|-----|----|-----|-----|------|----|-----|-----|-----|-----|----|-----|----|-----|-----|
| Opponent | GS | Min | FG | FGA | 3FG | 3FGA | FT | FTA | OFF | DEF | REB | PF | AST | TO | STL | BLK |
| at Howard | | | | | | | | | | | | | | | | |
| SEMO | | | | | | | | | | | | | | | | |
| VMI | | | | | | | | | | | | | | | | |
| MINNESOTA | | | | | | | | | | | | | | | | |
| PRAIRIE VIEW A&M | | | | | | | | | | | | | | | | |
| SOUTH DAKOTA | 14 | 1 | 1 | 0 | 0 | 1 | 2 | 0 | 1 | 1 | 2 | 1 | 3 | 0 | 1 | 3 |
| SOUTH CAROLINA STATE | 17 | 4 | 9 | 1 | 4 | 3 | 3 | 2 | 3 | 5 | 1 | 1 | 0 | 1 | 0 | 12 |
| CLEVELAND STATE | 14 | 3 | 6 | 2 | 4 | 2 | 3 | 0 | 1 | 1 | 2 | 0 | 2 | 0 | 0 | 10 |
| at Notre Dame | 13 | 1 | 3 | 0 | 0 | 1 | 2 | 0 | 0 | 0 | 2 | 1 | 0 | 1 | 0 | 3 |
| at Kansas | * | 19 | 1 | 7 | 0 | 3 | 0 | 0 | 2 | 4 | 6 | 2 | 0 | 1 | 2 | 0 |
| ALABAMA STATE | * | 16 | 1 | 2 | 0 | 1 | 0 | 0 | 0 | 1 | 1 | 0 | 1 | 0 | 0 | 2 |
| BETHUNE-COOKMAN | * | 22 | 2 | 5 | 2 | 4 | 0 | 0 | 1 | 3 | 4 | 3 | 0 | 3 | 1 | 0 |
| vs. Illinois | * | 15 | 0 | 5 | 0 | 1 | 1 | 2 | 0 | 2 | 2 | 2 | 0 | 1 | 0 | 1 |
| FLORIDA | | | | | | | | | | | | | | | | |
| at Kentucky | 5 | 0 | 1 | 0 | 0 | 0 | 0 | 0 | 0 | 2 | 2 | 1 | 0 | 0 | 0 | 0 |
| at Ole Miss | | | | | | | | | | | | | | | | |
| AUBURN | | | | | | | | | | | | | | | | |
| at LSU | | | | | | | | | | | | | | | | |
| GEORGIA | | | | | | | | | | | | | | | | |
| OKLAHOMA | | | | | | | | | | | | | | | | |
| at Alabama | | | | | | | | | | | | | | | | |
| MISSISSIPPI STATE | | | | | | | | | | | | | | | | |
| at South Carolina | | | | | | | | | | | | | | | | |
| at Texas A&M | | | | | | | | | | | | | | | | |
| TEXAS | | | | | | | | | | | | | | | | |
| VANDERBILT | | | | | | | | | | | | | | | | |
| at Arkansas | | | | | | | | | | | | | | | | |
| TENNESSEE | | | | | | | | | | | | | | | | |
| at Mississippi State | | | | | | | | | | | | | | | | |
| at Oklahoma | | | | | | | | | | | | | | | | |
| ARKANSAS | | | | | | | | | | | | | | | | |



7 TRENT BURNS

@Tr3ntB21

@trent.burnsss

Redshirt Freshman | Center | 7-5 | 260 | Cypress, Texas | Good Vision Academy

CAREER STATISTICS

| Season | TM | GP-GS | Min/Avg | FG | FGA | FG% | 3PM | 3PA | 3P% | FTM | FTA | FT% | O | D | REB | AVG | PF | FO | AST | TO | BLK | STL | PTS | AVG |
|--------|-----|-------|---------|----|-----|------|-----|-----|------|-----|-----|------|---|---|-----|-----|----|----|-----|----|-----|-----|-----|-----|
| 25-26 | MIZ | 6-0 | 35/5.9 | 5 | 9 | 55.6 | 1 | 4 | 25.0 | 1 | 2 | 50.0 | 0 | 6 | 6 | 1.0 | 4 | 0 | 2 | 4 | 2 | 0 | 12 | 2.0 |

2025-26 NOTES

- Made his collegiate debut versus South Carolina State, totaling seven points, three rebounds and one block (Nov. 25).
- Missed his true freshman season in 2024-25 and the first six games of the 2025-26 campaign with an injury.

PERSONAL

BIRTHDAY

May 24, 2005

CAREER AMBITIONS

FBI Agent

CAREER BESTS

POINTS

7, vs. South Carolina State, 11/25/25

REBOUNDS

3, vs. South Carolina State, 11/25/25

ASSISTS

2, vs. Cleveland State, 11/28/25

BLOCKED SHOTS

1, 2x (last vs. Cleveland St, 11/28/25)

STEALS

n/a

MINUTES

11, vs. South Carolina State, 11/25/25

FIELD GOALS MADE

3, vs. South Carolina State, 11/25/25

3-POINT FIELD GOALS MADE

1, vs. Florida, 1/3/26

FREE THROWS MADE

1, vs. South Carolina State, 11/25/25

MISCELLANEOUS

| | SEASON | CAREER |
|--------------------|--------|--------|
| Led MU in Points | 0 | 0 |
| Led MU in Rebounds | 0 | 0 |
| Led MU in Assists | 0 | 0 |
| 20+ Points | 0 | 0 |
| 10+ Points | 0 | 0 |
| 10+ Rebounds | 0 | 0 |
| 5+ Assists | 0 | 0 |
| Double-Doubles | 0 | 0 |

2025-26 GAME-BY-GAME STATISTICS

| Opponent | GS | Min | FG | FGA | 3FG | 3FGA | FT | FTA | OFF | DEF | REB | PF | AST | TO | STL | BLK | PTS |
|----------------------|----|-----|----|-----|-----|------|----|-----|-----|-----|-----|----|-----|----|-----|-----|-----|
| at Howard | | | | | | | | | | | | | | | | | |
| SEMO | | | | | | | | | | | | | | | | | |
| VMI | | | | | | | | | | | | | | | | | |
| MINNESOTA | | | | | | | | | | | | | | | | | |
| PRAIRIE VIEW A&M | | | | | | | | | | | | | | | | | |
| SOUTH DAKOTA | | | | | | | | | | | | | | | | | |
| SOUTH CAROLINA STATE | 11 | | 3 | 3 | 0 | 0 | 1 | 2 | 0 | 3 | 3 | 1 | 0 | 2 | 0 | 1 | 7 |
| CLEVELAND STATE | 6 | | 0 | 0 | 0 | 0 | 0 | 0 | 0 | 2 | 2 | 2 | 2 | 1 | 0 | 1 | 0 |
| at Notre Dame | | | | | | | | | | | | | | | | | |
| at Kansas | 2 | | 0 | 0 | 0 | 0 | 0 | 0 | 0 | 0 | 0 | 0 | 0 | 0 | 0 | 0 | 0 |
| ALABAMA STATE | | | | | | | | | | | | | | | | | |
| BETHUNE-COOKMAN | 2 | | 0 | 1 | 0 | 0 | 0 | 0 | 0 | 0 | 0 | 0 | 0 | 0 | 0 | 0 | 0 |
| vs. Illinois | 9 | | 1 | 3 | 0 | 2 | 0 | 0 | 0 | 1 | 1 | 1 | 0 | 1 | 0 | 0 | 2 |
| FLORIDA | 6 | | 1 | 2 | 1 | 2 | 0 | 0 | 0 | 0 | 0 | 0 | 0 | 0 | 0 | 0 | 3 |
| at Kentucky | | | | | | | | | | | | | | | | | |
| at Ole Miss | | | | | | | | | | | | | | | | | |
| AUBURN | | | | | | | | | | | | | | | | | |
| at LSU | | | | | | | | | | | | | | | | | |
| GEORGIA | | | | | | | | | | | | | | | | | |
| OKLAHOMA | | | | | | | | | | | | | | | | | |
| at Alabama | | | | | | | | | | | | | | | | | |
| MISSISSIPPI STATE | | | | | | | | | | | | | | | | | |
| at South Carolina | | | | | | | | | | | | | | | | | |
| at Texas A&M | | | | | | | | | | | | | | | | | |
| TEXAS | | | | | | | | | | | | | | | | | |
| VANDERBILT | | | | | | | | | | | | | | | | | |
| at Arkansas | | | | | | | | | | | | | | | | | |
| TENNESSEE | | | | | | | | | | | | | | | | | |
| at Mississippi State | | | | | | | | | | | | | | | | | |
| at Oklahoma | | | | | | | | | | | | | | | | | |
| ARKANSAS | | | | | | | | | | | | | | | | | |



11 TRENT PIERCE

@trentpierce22

@trentpierce22

Junior | Guard / Forward | 6-10 | 225 | Tulsa, Okla. | AZ Compass Prep

CAREER STATISTICS

| Season | TM | GP-GS | Min/Avg | FG | FGA | FG% | 3PM | 3PA | 3P% | FTM | FTA | FT% | O | D | REB | AVG | PF | FO | AST | TO | BLK | STL | PTS | AVG |
|--------|-----|-------|----------|----|-----|------|-----|-----|------|-----|-----|------|----|----|-----|-----|----|----|-----|----|-----|-----|-----|-----|
| 23-24 | MIZ | 21- 3 | 137/6.5 | 16 | 46 | 34.8 | 5 | 29 | 17.2 | 1 | 6 | 16.7 | 4 | 22 | 26 | 1.2 | 23 | 1 | 1 | 9 | 4 | 7 | 38 | 1.8 |
| 24-25 | MIZ | 33-19 | 563/17.1 | 76 | 161 | 47.2 | 32 | 97 | 33.0 | 36 | 62 | 58.1 | 38 | 69 | 107 | 3.2 | 60 | 0 | 32 | 21 | 6 | 21 | 220 | 6.7 |
| 25-26 | MIZ | 2- 0 | 47/23.3 | 5 | 10 | 50.0 | 3 | 8 | 37.5 | 2 | 4 | 50.0 | 2 | 8 | 10 | 5.0 | 4 | 0 | 3 | 1 | 1 | 5 | 15 | 7.5 |
| TOTAL | | 56-22 | 747/13.3 | 97 | 217 | 44.7 | 40 | 134 | 29.9 | 39 | 72 | 54.2 | 44 | 99 | 143 | 2.6 | 87 | 1 | 36 | 31 | 11 | 33 | 273 | 4.9 |

2025-26 NOTES

- Missed the first 13 games with an injury.
- Returned last Saturday against No. 22 Florida, scoring 10 points – including five in back-to-back possessions to give Mizzou the lead for good – to go with five rebounds (Jan. 3).
- Registered a career-best four steals in Wednesday's win at Kentucky (Jan. 7).

PERSONAL

BIRTHDAY

October 22, 2004

CAREER AMBITIONS

Coach or trainer

CAREER BESTS

POINTS

S: 10, vs. Florida, 1/3/26

C: 24, vs. LIU, 12/14/24

REBOUNDS

S: 5, 2x (last at Kentucky, 1/7/26)

C: 8, vs. Alabama State, 12/30/24

ASSISTS

S: 3, at Kentucky, 1/7/26

C: 5, vs. Alabama, 2/19/25

BLOCKED SHOTS

S: 1, at Kentucky, 1/7/26

C: 1, 10x (last at Kentucky, 1/7/26)

STEALS

S: 4, at Kentucky, 1/7/26

C: 4, at Kentucky, 1/7/26

MINUTES

S: 27, at Kentucky, 1/7/26

C: 33, vs. Ole Miss, 1/25/25

FIELD GOALS MADE

S: 3, vs. Florida, 1/3/26

C: 8, vs. LIU, 12/14/24

3-POINT FIELD GOALS MADE

S: 2, vs. Florida, 1/3/26

C: 5, vs. LIU, 12/14/24

FREE THROWS MADE

S: 2, vs. Florida, 1/3/26

C: 5, vs. Pacific, 11/22/24

MISCELLANEOUS

| | SEASON | CAREER |
|--------------------|--------|--------|
| Led MU in Points | 0 | 1 |
| Led MU in Rebounds | 0 | 1 |
| Led MU in Assists | 0 | 3 |
| 20+ Points | 0 | 1 |
| 10+ Points | 1 | 9 |
| 10+ Rebounds | 0 | 0 |
| 5+ Assists | 0 | 1 |
| Double-Doubles | 0 | 0 |

2025-26 GAME-BY-GAME STATISTICS

| Opponent | GS | Min | FG | FGA | 3FG | 3FGA | FT | FTA | OFF | DEF | REB | PF | AST | TO | STL | BLK | PTS |
|----------------------|----|-----|----|-----|-----|------|----|-----|-----|-----|-----|----|-----|----|-----|-----|-----|
| at Howard | | | | | | | | | | | | | | | | | |
| SEMO | | | | | | | | | | | | | | | | | |
| VMI | | | | | | | | | | | | | | | | | |
| MINNESOTA | | | | | | | | | | | | | | | | | |
| PRAIRIE VIEW A&M | | | | | | | | | | | | | | | | | |
| SOUTH DAKOTA | | | | | | | | | | | | | | | | | |
| SOUTH CAROLINA STATE | | | | | | | | | | | | | | | | | |
| CLEVELAND STATE | | | | | | | | | | | | | | | | | |
| at Notre Dame | | | | | | | | | | | | | | | | | |
| at Kansas | | | | | | | | | | | | | | | | | |
| ALABAMA STATE | | | | | | | | | | | | | | | | | |
| BETHUNE-COOKMAN | | | | | | | | | | | | | | | | | |
| vs. Illinois | | | | | | | | | | | | | | | | | |
| FLORIDA | 19 | | 3 | 5 | 2 | 4 | 2 | 4 | 1 | 4 | 5 | 1 | 0 | 0 | 1 | 0 | 10 |
| at Kentucky | 27 | | 2 | 5 | 1 | 4 | 0 | 0 | 1 | 4 | 5 | 3 | 3 | 1 | 4 | 1 | 5 |
| at Ole Miss | | | | | | | | | | | | | | | | | |
| AUBURN | | | | | | | | | | | | | | | | | |
| at LSU | | | | | | | | | | | | | | | | | |
| GEORGIA | | | | | | | | | | | | | | | | | |
| OKLAHOMA | | | | | | | | | | | | | | | | | |
| at Alabama | | | | | | | | | | | | | | | | | |
| MISSISSIPPI STATE | | | | | | | | | | | | | | | | | |
| at South Carolina | | | | | | | | | | | | | | | | | |
| at Texas A&M | | | | | | | | | | | | | | | | | |
| TEXAS | | | | | | | | | | | | | | | | | |
| VANDERBILT | | | | | | | | | | | | | | | | | |
| at Arkansas | | | | | | | | | | | | | | | | | |
| TENNESSEE | | | | | | | | | | | | | | | | | |
| at Mississippi State | | | | | | | | | | | | | | | | | |
| at Oklahoma | | | | | | | | | | | | | | | | | |
| ARKANSAS | | | | | | | | | | | | | | | | | |



12 SEBASTIAN MACK



@S_mack1221



@_bazmack_

Junior | Guard | 6-3 | 195 | Chicago, Ill. | UCLA

CAREER STATISTICS

| Season | TM | GP-GS | Min/Avg | FG | FGA | FG% | 3PM | 3PA | 3P% | FTM | FTA | FT% | O | D | REB | AVG | PF | FO | AST | TO | BLK | STL | PTS | AVG |
|--------|------|-------|-----------|-----|-----|------|-----|-----|------|-----|-----|------|----|-----|-----|-----|-----|----|-----|-----|-----|-----|-----|------|
| 23-24 | UCLA | 33-30 | 882/26.7 | 123 | 318 | 38.7 | 28 | 99 | 28.3 | 125 | 172 | 72.7 | 21 | 97 | 118 | 3.6 | 77 | 0 | 52 | 52 | 2 | 44 | 399 | 12.1 |
| 24-25 | UCLA | 34- 1 | 713/21.0 | 101 | 237 | 42.6 | 22 | 70 | 31.4 | 101 | 136 | 74.3 | 10 | 62 | 72 | 2.1 | 59 | 2 | 59 | 47 | 1 | 31 | 325 | 9.6 |
| 25-26 | MIZ | 14- 9 | 272/19.4 | 45 | 106 | 42.5 | 9 | 30 | 30.0 | 19 | 29 | 65.5 | 4 | 16 | 20 | 1.4 | 21 | 0 | 9 | 18 | 1 | 16 | 118 | 8.4 |
| TOTAL | | 81-40 | 1867/23.0 | 269 | 661 | 40.7 | 59 | 199 | 29.6 | 245 | 337 | 72.7 | 35 | 175 | 210 | 2.6 | 157 | 2 | 120 | 117 | 4 | 91 | 842 | 10.4 |

CAREER HONORS

- 2023-24 All-Pac 12 Freshman Team

2025-26 NOTES

- Scored a season-best 17 points versus No. 20 Illinois, including sinking all three of his 3-point attempts (Dec. 22).
- Averaged 10.8 points in two seasons with UCLA.
- Led the Bruins in free throws in both of his seasons, making 125 in 2023-24 and 101 in 2024-25.

PERSONAL

BIRTHDAY

February 13, 2004

CAREER AMBITIONS

Sports broadcasting or personal finance

SEASON & CAREER BESTS

POINTS

S: 17, vs. Illinois, 12/22/25

C: 27, vs. Cal State Northridge, 12/19/23

REBOUNDS

S: 4, vs. Cleveland State, 11/28/25

C: 7, 2x (last vs. Michigan, 1/7/25)

ASSISTS

S: 2, 3x (last vs. SCSU, 11/25/25)

C: 6, at Nebraska, 1/4/25

BLOCKED SHOTS

S: 1, vs. Minnesota, 11/12/25

C: 1, 4x (last vs. Minnesota, 11/12/25)

STEALS

S: 4, vs. Cleveland State, 11/28/25

C: 5, vs. Chaminade, 11/21/23

MINUTES

S: 30, vs. VMI, 11/9/25

C: 39, vs. Maryland, 12/22/23

FIELD GOALS MADE

S: 6, 2x (last vs. Illinois, 12/22/25)

C: 7, 4x (last vs. Colorado, 2/15/24)

3-POINT FIELD GOALS MADE

S: 3, vs. Illinois, 12/22/25

C: 4, at. Stanford, 2/7/24

FREE THROWS MADE

S: 5, vs. South Carolina St, 11/25/25

C: 15, vs. Idaho State, 11/20/24

MISCELLANEOUS

| | SEASON | CAREER |
|--------------------|--------|--------|
| Led MU in Points | 1 | 1 |
| Led MU in Rebounds | 0 | 0 |
| Led MU in Assists | 0 | 0 |
| 20+ Points | 0 | 7 |
| 10+ Points | 8 | 45 |
| 10+ Rebounds | 0 | 0 |
| 5+ Assists | 0 | 3 |
| Double-Doubles | 0 | 0 |

2025-26 GAME-BY-GAME STATISTICS

| Opponent | GS | Min | FG | FGA | 3FG | 3FGA | FT | FTA | OFF | DEF | REB | PF | AST | TO | STL | BLK | PTS |
|----------------------|----|-----|----|-----|-----|------|----|-----|-----|-----|-----|----|-----|----|-----|-----|-----|
| at Howard | * | 19 | 4 | 11 | 0 | 3 | 1 | 4 | 0 | 1 | 1 | 1 | 2 | 0 | 1 | 0 | 9 |
| SEMO | * | 19 | 5 | 9 | 0 | 1 | 1 | 1 | 0 | 1 | 1 | 0 | 0 | 0 | 0 | 0 | 11 |
| VMI | * | 30 | 5 | 13 | 0 | 2 | 4 | 6 | 2 | 1 | 3 | 3 | 2 | 1 | 2 | 0 | 14 |
| MINNESOTA | * | 21 | 5 | 8 | 2 | 3 | 2 | 2 | 0 | 0 | 0 | 2 | 1 | 2 | 1 | 1 | 14 |
| PRAIRIE VIEW A&M | * | 25 | 1 | 7 | 0 | 1 | 0 | 0 | 0 | 3 | 3 | 1 | 0 | 2 | 1 | 0 | 2 |
| SOUTH DAKOTA | * | 21 | 6 | 11 | 0 | 1 | 1 | 2 | 0 | 1 | 1 | 3 | 0 | 1 | 1 | 0 | 13 |
| SOUTH CAROLINA STATE | * | 29 | 3 | 10 | 1 | 4 | 5 | 6 | 0 | 2 | 2 | 4 | 2 | 3 | 1 | 0 | 12 |
| CLEVELAND STATE | * | 25 | 4 | 10 | 2 | 7 | 0 | 0 | 1 | 3 | 4 | 0 | 1 | 3 | 4 | 0 | 10 |
| at Notre Dame | * | 6 | 1 | 4 | 0 | 2 | 0 | 0 | 0 | 1 | 1 | 0 | 0 | 1 | 1 | 0 | 2 |
| at Kansas | | 11 | 1 | 3 | 0 | 0 | 1 | 2 | 1 | 1 | 2 | 0 | 0 | 0 | 1 | 0 | 3 |
| ALABAMA STATE | | 16 | 4 | 7 | 1 | 2 | 1 | 2 | 0 | 0 | 0 | 2 | 1 | 2 | 1 | 0 | 10 |
| BETHUNE-COOKMAN | | 18 | 0 | 2 | 0 | 1 | 1 | 2 | 0 | 0 | 0 | 2 | 0 | 2 | 1 | 0 | 1 |
| vs. Illinois | | 26 | 6 | 11 | 3 | 3 | 2 | 2 | 0 | 2 | 2 | 2 | 0 | 0 | 1 | 0 | 17 |
| FLORIDA | | 6 | 0 | 0 | 0 | 0 | 0 | 0 | 0 | 0 | 0 | 1 | 0 | 1 | 0 | 0 | 0 |
| at Kentucky | | | | | | | | | | | | | | | | | |
| at Ole Miss | | | | | | | | | | | | | | | | | |
| AUBURN | | | | | | | | | | | | | | | | | |
| at LSU | | | | | | | | | | | | | | | | | |
| GEORGIA | | | | | | | | | | | | | | | | | |
| OKLAHOMA | | | | | | | | | | | | | | | | | |
| at Alabama | | | | | | | | | | | | | | | | | |
| MISSISSIPPI STATE | | | | | | | | | | | | | | | | | |
| at South Carolina | | | | | | | | | | | | | | | | | |
| at Texas A&M | | | | | | | | | | | | | | | | | |
| TEXAS | | | | | | | | | | | | | | | | | |
| VANDERBILT | | | | | | | | | | | | | | | | | |
| at Arkansas | | | | | | | | | | | | | | | | | |
| TENNESSEE | | | | | | | | | | | | | | | | | |
| at Mississippi State | | | | | | | | | | | | | | | | | |
| at Oklahoma | | | | | | | | | | | | | | | | | |
| ARKANSAS | | | | | | | | | | | | | | | | | |



14 JEVON PORTER

Senior | Forward | 6-11 | 230 | Columbia, Mo. | Loyola Marymount

CAREER STATISTICS

| Season | TM | GP-GS | Min/Avg | FG | FGA | FG% | 3PM | 3PA | 3P% | FTM | FTA | FT% | O | D | REB | AVG | PF | FO | AST | TO | BLK | STL | PTS | AVG |
|--------|-----|-------|-----------|-----|-----|------|-----|-----|------|-----|-----|------|-----|-----|-----|-----|-----|----|-----|-----|-----|-----|------|------|
| 22-23 | PEP | 31-31 | 879/28.4 | 141 | 291 | 48.5 | 34 | 97 | 35.1 | 60 | 85 | 70.6 | 69 | 153 | 222 | 7.2 | 99 | 6 | 27 | 57 | 27 | 29 | 376 | 12.1 |
| 23-24 | PEP | 21-18 | 661/31.5 | 121 | 285 | 42.5 | 28 | 94 | 29.8 | 71 | 92 | 77.2 | 54 | 70 | 124 | 5.9 | 49 | 0 | 35 | 36 | 21 | 16 | 341 | 16.2 |
| 24-25 | LMU | 31-30 | 958/30.9 | 137 | 348 | 39.4 | 48 | 152 | 31.6 | 64 | 94 | 68.1 | 62 | 160 | 222 | 7.2 | 94 | 4 | 59 | 58 | 35 | 25 | 386 | 12.5 |
| 25-26 | MIZ | 12-10 | 210/17.5 | 28 | 57 | 49.1 | 7 | 28 | 25.0 | 11 | 17 | 64.7 | 18 | 30 | 48 | 4.0 | 17 | 0 | 19 | 8 | 2 | 9 | 74 | 6.2 |
| TOTAL | | 95-89 | 2709/28.5 | 427 | 981 | 43.5 | 117 | 371 | 31.5 | 206 | 288 | 71.5 | 203 | 413 | 616 | 6.5 | 259 | 10 | 140 | 159 | 85 | 79 | 1177 | 12.4 |

2025-26 NOTES

- Missed Mizzou's last three games with a leg injury.
- Recorded his first double-double as a Tiger versus South Dakota, totaling 19 points and 12 rebounds. Also made all nine of his field goals, becoming the first Tiger to shoot 100 percent with a double-double in 14 seasons (Nov. 20).
- One of 11 players nationally to total at least 350 points, 200 rebounds, 40 made 3-pointers and 35 blocks last season.
- Brother of current Brooklyn Nets player and former Mizzou standout, Michael Porter Jr.

PERSONAL

BIRTHDAY

June 27, 2003

CAREER AMBITIONS

Artist using a variety of visual media

SEASON & CAREER BESTS

POINTS

S: 19, vs. South Dakota, 11/20/25

C: 30, vs. BYU, 2/9/23

REBOUNDS

S: 12, vs. South Dakota, 11/20/25

C: 14, vs. George Washington, 12/23/22

ASSISTS

S: 4, vs. South Carolina St, 11/25/25

C: 9, vs. Prairie View A&M, 12/14/24

BLOCKED SHOTS

S: 1, vs. VMI, 11/9/25

C: 4, 2x (last vs. Wyoming, 11/27/24)

STEALS

S: 2, 4x (last at Kansas, 12/7/25)

C: 5, 2x (last at Gonzaga, 1/4/24)

MINUTES

S: 28, at Howard, 11/3/25

C: 42, vs. Portland, 2/4/23

FIELD GOALS MADE

S: 9, vs. South Dakota, 11/20/25

C: 11, 2x (last vs. Wyoming, 11/27/24)

3-POINT FIELD GOALS MADE

S: 2, 2x (last vs. SCSU, 11/25/25)

C: 6, vs. Wyoming, 11/27/24

FREE THROWS MADE

S: 4, vs. Prairie View A&M, 11/17/25

C: 10, vs. Pacific, 3/7/24

MISCELLANEOUS

| | SEASON | CAREER |
|--------------------|--------|--------|
| Led MU in Points | 0 | 0 |
| Led MU in Rebounds | 1 | 1 |
| Led MU in Assists | 0 | 0 |
| 30+ Points | 0 | 1 |
| 20+ Points | 0 | 14 |
| 10+ Points | 2 | 61 |
| 10+ Rebounds | 1 | 20 |
| 5+ Assists | 0 | 3 |
| Double-Doubles | 1 | 18 |

2025-26 GAME-BY-GAME STATISTICS

| Opponent | GS | Min | FG | FGA | 3FG | 3FGA | FT | FTA | OFF | DEF | REB | PF | AST | TO | STL | BLK | PTS |
|----------------------|----|-----|----|-----|-----|------|----|-----|-----|-----|-----|----|-----|----|-----|-----|--------------|
| at Howard | * | 28 | 2 | 4 | 1 | 2 | 2 | 2 | 4 | 2 | 6 | 1 | 1 | 0 | 0 | 0 | 7 |
| SEMO | * | 19 | 1 | 2 | 0 | 0 | 1 | 2 | 0 | 2 | 2 | 3 | 2 | 2 | 1 | 0 | 3 |
| VMI | * | 25 | 3 | 6 | 0 | 3 | 2 | 4 | 4 | 5 | 9 | 4 | 1 | 3 | 0 | 1 | 8 |
| MINNESOTA | * | 11 | 0 | 1 | 0 | 1 | 0 | 0 | 0 | 0 | 0 | 0 | 1 | 0 | 0 | 0 | 0 |
| PRAIRIE VIEW A&M | * | 17 | 3 | 7 | 2 | 6 | 4 | 4 | 0 | 2 | 2 | 2 | 3 | 0 | 2 | 0 | 12 |
| SOUTH DAKOTA | * | 24 | 9 | 9 | 0 | 0 | 1 | 1 | 4 | 8 | 12 | 3 | 1 | 2 | 2 | 0 | 19 |
| SOUTH CAROLINA STATE | * | 22 | 2 | 6 | 2 | 5 | 0 | 0 | 0 | 5 | 5 | 2 | 4 | 0 | 0 | 0 | 6 |
| CLEVELAND STATE | * | 18 | 4 | 10 | 1 | 5 | 0 | 0 | 2 | 4 | 6 | 1 | 2 | 1 | 2 | 0 | 9 |
| at Notre Dame | * | 12 | 0 | 2 | 0 | 1 | 0 | 2 | 1 | 2 | 3 | 1 | 2 | 0 | 0 | 0 | 0 |
| at Kansas | * | 16 | 1 | 5 | 1 | 4 | 1 | 2 | 3 | 0 | 3 | 0 | 1 | 0 | 2 | 1 | 4 |
| ALABAMA STATE | | 1 | 0 | 0 | 0 | 0 | 0 | 0 | 0 | 0 | 0 | 0 | 0 | 0 | 0 | 0 | 0 |
| BETHUNE-COOKMAN | | 16 | 3 | 5 | 0 | 1 | 0 | 0 | 0 | 0 | 0 | 0 | 1 | 0 | 0 | 0 | 6 |
| vs. Illinois | | | | | | | | | | | | | | | | | Did Not Play |
| FLORIDA | | | | | | | | | | | | | | | | | Did Not Play |
| at Kentucky | | | | | | | | | | | | | | | | | Did Not Play |
| at Ole Miss | | | | | | | | | | | | | | | | | |
| AUBURN | | | | | | | | | | | | | | | | | |
| at LSU | | | | | | | | | | | | | | | | | |
| GEORGIA | | | | | | | | | | | | | | | | | |
| OKLAHOMA | | | | | | | | | | | | | | | | | |
| at Alabama | | | | | | | | | | | | | | | | | |
| MISSISSIPPI STATE | | | | | | | | | | | | | | | | | |
| at South Carolina | | | | | | | | | | | | | | | | | |
| at Texas A&M | | | | | | | | | | | | | | | | | |
| TEXAS | | | | | | | | | | | | | | | | | |
| VANDERBILT | | | | | | | | | | | | | | | | | |
| at Arkansas | | | | | | | | | | | | | | | | | |
| TENNESSEE | | | | | | | | | | | | | | | | | |
| at Mississippi State | | | | | | | | | | | | | | | | | |
| at Oklahoma | | | | | | | | | | | | | | | | | |
| ARKANSAS | | | | | | | | | | | | | | | | | |



15 SHAWN PHILLIPS JR.

@theeshawnphillips

Senior | Center | 7-0 | 245 | Dayton, Ohio | Arizona State

CAREER STATISTICS

| Season | TM | GP-GS | Min/Avg | FG | FGA | FG% | 3PM | 3PA | 3P% | FTM | FTA | FT% | O | D | REB | AVG | PF | FO | AST | TO | BLK | STL | PTS | AVG |
|--------|-----|-------|-----------|-----|-----|------|-----|-----|-----|-----|-----|------|-----|-----|-----|-----|-----|----|-----|-----|-----|-----|-----|-----|
| 22-23 | LSU | 20- 0 | 147/7.4 | 10 | 22 | 45.5 | 0 | 0 | 0.0 | 7 | 13 | 53.8 | 18 | 25 | 43 | 2.2 | 27 | 0 | 4 | 6 | 7 | 4 | 27 | 1.4 |
| 23-24 | ASU | 24-12 | 346/14.4 | 57 | 103 | 55.3 | 0 | 0 | 0.0 | 17 | 35 | 48.6 | 26 | 53 | 79 | 3.3 | 68 | 3 | 9 | 28 | 26 | 9 | 131 | 5.5 |
| 24-25 | ASU | 31-12 | 558/18.0 | 67 | 117 | 57.3 | 0 | 0 | 0.0 | 33 | 55 | 60.0 | 47 | 114 | 161 | 5.2 | 92 | 4 | 18 | 42 | 34 | 6 | 167 | 5.4 |
| 25-26 | MIZ | 13-13 | 245/18.8 | 44 | 65 | 67.7 | 0 | 0 | 0.0 | 12 | 27 | 44.4 | 16 | 47 | 63 | 4.8 | 34 | 0 | 12 | 29 | 19 | 3 | 100 | 7.7 |
| TOTAL | | 88-37 | 1296/14.7 | 178 | 307 | 58.0 | 0 | 0 | 0.0 | 69 | 130 | 53.1 | 107 | 239 | 346 | 3.9 | 221 | 7 | 43 | 105 | 86 | 22 | 425 | 4.8 |

2025-26 NOTES

- Leads the Tigers, ranks sixth in the SEC and 110th nationally with 1.46 blocks per game.
- Tallied a double-double in Mizzou's season-opening win – recording a team-best and career-high 16 points to go with 11 boards. He is the first Tiger to collect a double-double in his Mizzou debut since Ronnie DeGray in 2021 (Nov. 3).
- Started 12 of the final 13 games at Arizona State in 2024-25, tallying 7.8 points, 7.0 rebounds and 1.8 blocks per game.

PERSONAL

BIRTHDAY

April 13, 2004

SEASON & CAREER BESTS

POINTS

S: 17, vs. South Carolina St, 11/25/25
C: 17, vs. South Carolina St, 11/25/25

REBOUNDS

S: 13, vs. Prairie View A&M, 11/17/25
C: 14, vs. Kansas State, 3/11/25

ASSISTS

S: 3, vs. Cleveland State, 11/28/25
C: 3, 3x (last vs. Cleveland St, 11/28/25)

BLOCKED SHOTS

S: 3, 4x (last vs. Bethune-Cook, 12/14/25)
C: 4, vs Iowa State, 1/25/25

STEALS

S: 2, vs. SEMO, 11/7/25
C: 2, vs. SEMO, 11/7/25

MINUTES

S: 24, at Notre Dame, 12/2/25
C: 36, vs. BYU, 2/26/25

FIELD GOALS MADE

S: 8, at Howard, 11/3/25
C: 8, at Howard, 11/3/25

3-POINT FIELD GOALS MADE

S: n/a
C: n/a

FREE THROWS MADE

S: 3, vs. South Carolina St, 11/25/25
C: 5, vs. BYU, 2/26/25

MISCELLANEOUS

| | SEASON | CAREER |
|--------------------|--------|--------|
| Led MU in Points | 2 | 2 |
| Led MU in Rebounds | 5 | 5 |
| Led MU in Assists | 0 | 0 |
| 20+ Points | 0 | 0 |
| 10+ Points | 3 | 13 |
| 10+ Rebounds | 2 | 5 |
| 5+ Assists | 0 | 0 |
| Double-Doubles | 2 | 5 |

2025-26 GAME-BY-GAME STATISTICS

| Opponent | GS | Min | FG | FGA | 3FG | 3FGA | FT | FTA | OFF | DEF | REB | PF | AST | TO | STL | BLK | PTS |
|----------------------|----|-----|----|-----|-----|------|----|-----|-----|-----|-----|----|-----|----|-----|-----|-----|
| at Howard | * | 20 | 8 | 9 | 0 | 0 | 0 | 2 | 2 | 9 | 11 | 3 | 0 | 6 | 0 | 0 | 16 |
| SEMO | * | 21 | 3 | 5 | 0 | 0 | 1 | 4 | 1 | 4 | 5 | 3 | 2 | 4 | 2 | 3 | 7 |
| VMI | | | | | | | | | | | | | | | | | |
| MINNESOTA | * | 13 | 0 | 1 | 0 | 0 | 0 | 0 | 0 | 1 | 1 | 3 | 1 | 1 | 0 | 1 | 0 |
| PRAIRIE VIEW A&M | * | 19 | 5 | 10 | 0 | 0 | 2 | 4 | 3 | 10 | 13 | 1 | 1 | 2 | 0 | 0 | 12 |
| SOUTH DAKOTA | | | | | | | | | | | | | | | | | |
| SOUTH CAROLINA STATE | * | 15 | 7 | 8 | 0 | 0 | 3 | 5 | 5 | 3 | 8 | 1 | 1 | 2 | 0 | 2 | 17 |
| CLEVELAND STATE | * | 16 | 2 | 2 | 0 | 0 | 2 | 2 | 1 | 4 | 5 | 3 | 3 | 1 | 1 | 3 | 6 |
| at Notre Dame | * | 24 | 3 | 5 | 0 | 0 | 0 | 1 | 0 | 2 | 2 | 3 | 0 | 1 | 0 | 0 | 6 |
| at Kansas | * | 20 | 3 | 6 | 0 | 0 | 1 | 2 | 1 | 3 | 4 | 3 | 1 | 2 | 0 | 2 | 7 |
| ALABAMA STATE | * | 22 | 3 | 3 | 0 | 0 | 1 | 2 | 1 | 4 | 5 | 3 | 1 | 1 | 0 | 3 | 7 |
| BETHUNE-COOKMAN | * | 17 | 2 | 4 | 0 | 0 | 0 | 0 | 1 | 3 | 4 | 1 | 0 | 3 | 0 | 3 | 4 |
| vs. Illinois | * | 17 | 3 | 4 | 0 | 0 | 0 | 0 | 1 | 0 | 1 | 2 | 0 | 2 | 0 | 0 | 6 |
| FLORIDA | * | 20 | 1 | 3 | 0 | 0 | 2 | 5 | 0 | 3 | 3 | 4 | 1 | 2 | 0 | 0 | 4 |
| at Kentucky | * | 22 | 4 | 5 | 0 | 0 | 0 | 0 | 0 | 1 | 1 | 4 | 1 | 2 | 0 | 2 | 8 |
| at Ole Miss | | | | | | | | | | | | | | | | | |
| AUBURN | | | | | | | | | | | | | | | | | |
| at LSU | | | | | | | | | | | | | | | | | |
| GEORGIA | | | | | | | | | | | | | | | | | |
| OKLAHOMA | | | | | | | | | | | | | | | | | |
| at Alabama | | | | | | | | | | | | | | | | | |
| MISSISSIPPI STATE | | | | | | | | | | | | | | | | | |
| at South Carolina | | | | | | | | | | | | | | | | | |
| at Texas A&M | | | | | | | | | | | | | | | | | |
| TEXAS | | | | | | | | | | | | | | | | | |
| VANDERBILT | | | | | | | | | | | | | | | | | |
| at Arkansas | | | | | | | | | | | | | | | | | |
| TENNESSEE | | | | | | | | | | | | | | | | | |
| at Mississippi State | | | | | | | | | | | | | | | | | |
| at Oklahoma | | | | | | | | | | | | | | | | | |
| ARKANSAS | | | | | | | | | | | | | | | | | |



17 JAYDEN STONE

@JaydenSballin
 @jayshawstone

Graduate | Guard | 6-4 | 185 | Perth, Australia | West Virginia

CAREER STATISTICS

| Season | TM | GP-GS | Min/Avg | FG | FGA | FG% | 3PM | 3PA | 3P% | FTM | FTA | FT% | O | D | REB | AVG | PF | FO | AST | TO | BLK | STL | PTS | AVG |
|--------|-----|-------|-----------|-----|-----|------|-----|-----|------|-----|-----|-------|----|-----|-----|-----|----|----|-----|-----|-----|-----|-----|------|
| 20-21 | GCU | 15- 0 | 199/13.3 | 19 | 56 | 33.9 | 9 | 31 | 29.0 | 10 | 10 | 100.0 | 2 | 15 | 17 | 1.1 | 9 | 0 | 19 | 10 | 0 | 9 | 57 | 3.8 |
| 21-22 | GCU | 15- 0 | 128/8.5 | 14 | 28 | 50.0 | 4 | 12 | 33.3 | 13 | 18 | 72.2 | 7 | 17 | 24 | 1.6 | 8 | 0 | 6 | 6 | 0 | 2 | 45 | 3.0 |
| 22-23 | UDM | 13-13 | 408/31.4 | 62 | 126 | 49.2 | 27 | 52 | 51.9 | 30 | 35 | 85.7 | 9 | 60 | 69 | 5.3 | 20 | 0 | 28 | 16 | 1 | 8 | 181 | 13.9 |
| 23-24 | UDM | 26-25 | 934/35.9 | 188 | 445 | 42.2 | 62 | 199 | 31.2 | 104 | 131 | 79.4 | 23 | 122 | 145 | 5.6 | 45 | 0 | 69 | 66 | 7 | 40 | 542 | 20.8 |
| 25-26 | MIZ | 8- 2 | 206/25.7 | 38 | 64 | 59.4 | 15 | 36 | 41.7 | 18 | 26 | 69.2 | 5 | 35 | 40 | 5.0 | 11 | 0 | 19 | 8 | 1 | 8 | 109 | 13.6 |
| TOTAL | | 77-40 | 1875/24.4 | 321 | 719 | 44.6 | 117 | 330 | 35.5 | 175 | 220 | 79.5 | 46 | 249 | 295 | 3.8 | 93 | 0 | 141 | 106 | 9 | 67 | 934 | 12.1 |

2025-26 NOTES

- Missed seven games from Nov. 25 to Dec. 22 with a hand injury.
- Returned to the lineup last Saturday and is averaging 14.5 points and 6.5 rebounds in his two games back.
- Also missed the 2024-25 season with West Virginia due to an injury.
- Tallied double figures in the first six games of the season – the first Tiger to do so in his first six career games at Mizzou since Jordan Clarkson in 2013-14.
- Ranked 22nd nationally in scoring during the 2023-24 campaign, averaging 20.8 points per game with Detroit Mercy.

PERSONAL

BIRTHDAY

November 10, 2000

CAREER AMBITIONS

Psychology field

SEASON & CAREER BESTS

POINTS

S: 20, at Kentucky, 1/7/26

C: 36, at Robert Morris, 1/17/24

REBOUNDS

S: 7, 2x (last at Kentucky, 1/7/26)

C: 12, vs. Rochester Christian, 11/8/22

ASSISTS

S: 5, 2x (last vs. PV A&M, 11/17/25)

C: 10, at Milwaukee, 1/25/24

BLOCKED SHOTS

S: 1, vs. SEMO, 11/7/25

C: 2, at Northern Kentucky, 2/10/24

STEALS

S: 2, 2x (last vs. S Dakota, 11/20/25)

C: 6, vs. Ball State, 12/6/23

MINUTES

S: 28, 2x (last vs. Florida, 1/3/26)

C: 49, at Robert Morris, 1/17/24

FIELD GOALS MADE

S: 7, vs. VMI, 11/9/25

C: 12, 2x (last at Robert Morris, 1/17/24)

3-POINT FIELD GOALS MADE

S: 3, 2x (last at Kentucky, 1/7/26)

C: 6, at Northern Kentucky, 1/8/23

FREE THROWS MADE

S: 5, 2x (last at Kentucky, 1/7/26)

C: 8, 5x (last vs PFW, 2/17/24)

MISCELLANEOUS

| | SEASON | CAREER |
|--------------------|--------|--------|
| Led MU in Points | 0 | 0 |
| Led MU in Rebounds | 1 | 1 |
| Led MU in Assists | 1 | 1 |
| 30+ Points | 0 | 3 |
| 20+ Points | 1 | 21 |
| 10+ Points | 7 | 39 |
| 10+ Rebounds | 0 | 2 |
| 5+ Assists | 2 | 5 |
| Double-Doubles | 0 | 3 |

2025-26 GAME-BY-GAME STATISTICS

| Opponent | GS | Min | FG | FGA | 3FG | 3FGA | FT | FTA | OFF | DEF | REB | PF | AST | TO | STL | BLK | PTS |
|----------------------|----|-----|----|-----|-----|------|----|-----|-----|-----|-----|----|-----|----|-----|-----|-----|
| at Howard | | 27 | 5 | 7 | 3 | 4 | 0 | 0 | 0 | 5 | 5 | 1 | 3 | 3 | 1 | 0 | 13 |
| SEMO | | 27 | 5 | 9 | 3 | 7 | 1 | 2 | 1 | 1 | 2 | 2 | 2 | 1 | 0 | 1 | 14 |
| VMI | | 22 | 7 | 10 | 0 | 2 | 2 | 2 | 3 | 4 | 7 | 2 | 5 | 1 | 1 | 0 | 16 |
| MINNESOTA | | 23 | 4 | 7 | 1 | 4 | 4 | 5 | 0 | 3 | 3 | 1 | 0 | 0 | 2 | 0 | 13 |
| PRAIRIE VIEW A&M | | 28 | 5 | 8 | 2 | 4 | 0 | 0 | 1 | 3 | 4 | 2 | 5 | 1 | 1 | 0 | 12 |
| SOUTH DAKOTA | | 24 | 3 | 5 | 1 | 3 | 5 | 6 | 0 | 6 | 6 | 0 | 1 | 1 | 2 | 0 | 12 |
| SOUTH CAROLINA STATE | | | | | | | | | | | | | | | | | |
| CLEVELAND STATE | | | | | | | | | | | | | | | | | |
| at Notre Dame | | | | | | | | | | | | | | | | | |
| at Kansas | | | | | | | | | | | | | | | | | |
| ALABAMA STATE | | | | | | | | | | | | | | | | | |
| BETHUNE-COOKMAN | | | | | | | | | | | | | | | | | |
| vs. Illinois | | | | | | | | | | | | | | | | | |
| FLORIDA | * | 28 | 3 | 8 | 2 | 6 | 1 | 4 | 0 | 6 | 6 | 3 | 2 | 0 | 1 | 0 | 9 |
| at Kentucky | * | 27 | 6 | 10 | 3 | 6 | 5 | 7 | 0 | 7 | 7 | 0 | 1 | 1 | 0 | 0 | 20 |
| at Ole Miss | | | | | | | | | | | | | | | | | |
| AUBURN | | | | | | | | | | | | | | | | | |
| at LSU | | | | | | | | | | | | | | | | | |
| GEORGIA | | | | | | | | | | | | | | | | | |
| OKLAHOMA | | | | | | | | | | | | | | | | | |
| at Alabama | | | | | | | | | | | | | | | | | |
| MISSISSIPPI STATE | | | | | | | | | | | | | | | | | |
| at South Carolina | | | | | | | | | | | | | | | | | |
| at Texas A&M | | | | | | | | | | | | | | | | | |
| TEXAS | | | | | | | | | | | | | | | | | |
| VANDERBILT | | | | | | | | | | | | | | | | | |
| at Arkansas | | | | | | | | | | | | | | | | | |
| TENNESSEE | | | | | | | | | | | | | | | | | |
| at Mississippi State | | | | | | | | | | | | | | | | | |
| at Oklahoma | | | | | | | | | | | | | | | | | |
| ARKANSAS | | | | | | | | | | | | | | | | | |



24 NICHOLAS RANDALL

 @24_butta

 @24_.butta

Freshman | Guard / Forward | 6-9 | 240 | St. Louis, Mo. | AZ Compass Prep

CAREER STATISTICS

| Season | TM | GP-GS | Min/Avg | FG | FGA | FG% | 3PM | 3PA | 3P% | FTM | FTA | FT% | O | D | REB | AVG | PF | FO | AST | TO | BLK | STL | PTS | AVG |
|--------|-----|-------|---------|----|-----|------|-----|-----|-----|-----|-----|------|---|---|-----|-----|----|----|-----|----|-----|-----|-----|-----|
| 25-26 | MIZ | 11-0 | 69/6.3 | 3 | 7 | 42.9 | 0 | 2 | 0.0 | 2 | 4 | 50.0 | 4 | 9 | 13 | 1.2 | 11 | 1 | 2 | 5 | 1 | 4 | 8 | 0.7 |

2025-26 NOTES

- One of two freshmen on the roster in 2025-26.
- Ranked as high as the nation's No. 78 player by ESPN.

PERSONAL

BIRTHDAY

December 29, 2006

CAREER AMBITIONS

Stay in basketball, possibly as a coach or broadcaster

CAREER BESTS

POINTS

3, vs. VMI, 11/9/25

REBOUNDS

4, at Kentucky, 1/7/26

ASSISTS

1, 2x (last vs. S Carolina St, 11/25/25)

BLOCKED SHOTS

1, vs. Bethune-Cookman, 12/14/25

STEALS

1, 4x (last at Kentucky, 1/7/26)

MINUTES

13, vs. Illinois, 12/22/25

FIELD GOALS MADE

1, 3x (last vs. S Carolina St, 11/25/25)

3-POINT FIELD GOALS MADE

n/a

FREE THROWS MADE

1, 2x (last vs. Cleveland St, 11/28/25)

MISCELLANEOUS

| | SEASON | CAREER |
|--------------------|--------|--------|
| Led MU in Points | 0 | 0 |
| Led MU in Rebounds | 0 | 0 |
| Led MU in Assists | 0 | 0 |
| 20+ Points | 0 | 0 |
| 10+ Points | 0 | 0 |
| 10+ Rebounds | 0 | 0 |
| 5+ Assists | 0 | 0 |
| Double-Doubles | 0 | 0 |

2025-26 GAME-BY-GAME STATISTICS

| Opponent | GS | Min | FG | FGA | 3FG | 3FGA | FT | FTA | OFF | DEF | REB | PF | AST | TO | STL | BLK | PTS |
|----------------------|----|-----|----|-----|-----|------|----|-----|-----|-----|-----|----|-----|----|-----|-----|-----|
| at Howard | | | | | | | | | | | | | | | | | |
| SEMO | | | | | | | | | | | | | | | | | |
| VMI | 6 | 1 | 1 | 0 | 0 | 0 | 1 | 1 | 0 | 1 | 1 | 0 | 0 | 0 | 1 | 0 | 3 |
| MINNESOTA | 6 | 0 | 0 | 0 | 0 | 0 | 0 | 0 | 1 | 0 | 1 | 1 | 0 | 0 | 0 | 0 | 0 |
| PRAIRIE VIEW A&M | 4 | 0 | 0 | 0 | 0 | 0 | 0 | 0 | 0 | 0 | 0 | 5 | 1 | 2 | 1 | 0 | 0 |
| SOUTH DAKOTA | 7 | 1 | 1 | 0 | 0 | 0 | 0 | 0 | 0 | 1 | 1 | 0 | 0 | 0 | 0 | 0 | 2 |
| SOUTH CAROLINA STATE | 5 | 1 | 1 | 0 | 0 | 0 | 0 | 0 | 1 | 0 | 1 | 0 | 1 | 0 | 0 | 0 | 2 |
| CLEVELAND STATE | 3 | 0 | 1 | 0 | 1 | 1 | 1 | 2 | 0 | 0 | 0 | 0 | 0 | 0 | 0 | 0 | 1 |
| at Notre Dame | | | | | | | | | | | | | | | | | |
| at Kansas | 7 | 0 | 0 | 0 | 0 | 0 | 0 | 0 | 0 | 0 | 0 | 1 | 0 | 0 | 1 | 0 | 0 |
| ALABAMA STATE | | | | | | | | | | | | | | | | | |
| BETHUNE-COOKMAN | 3 | 0 | 0 | 0 | 0 | 0 | 0 | 0 | 0 | 1 | 1 | 1 | 0 | 1 | 0 | 1 | 0 |
| vs. Illinois | 13 | 0 | 1 | 0 | 1 | 0 | 0 | 1 | 1 | 1 | 2 | 0 | 0 | 1 | 0 | 0 | 0 |
| FLORIDA | 6 | 0 | 1 | 0 | 0 | 0 | 0 | 0 | 1 | 1 | 2 | 0 | 0 | 0 | 0 | 0 | 0 |
| at Kentucky | 11 | 0 | 1 | 0 | 0 | 0 | 0 | 0 | 0 | 4 | 4 | 3 | 0 | 1 | 1 | 0 | 0 |
| at Ole Miss | | | | | | | | | | | | | | | | | |
| AUBURN | | | | | | | | | | | | | | | | | |
| at LSU | | | | | | | | | | | | | | | | | |
| GEORGIA | | | | | | | | | | | | | | | | | |
| OKLAHOMA | | | | | | | | | | | | | | | | | |
| at Alabama | | | | | | | | | | | | | | | | | |
| MISSISSIPPI STATE | | | | | | | | | | | | | | | | | |
| at South Carolina | | | | | | | | | | | | | | | | | |
| at Texas A&M | | | | | | | | | | | | | | | | | |
| TEXAS | | | | | | | | | | | | | | | | | |
| VANDERBILT | | | | | | | | | | | | | | | | | |
| at Arkansas | | | | | | | | | | | | | | | | | |
| TENNESSEE | | | | | | | | | | | | | | | | | |
| at Mississippi State | | | | | | | | | | | | | | | | | |
| at Oklahoma | | | | | | | | | | | | | | | | | |
| ARKANSAS | | | | | | | | | | | | | | | | | |



25 MARK MITCHELL



@Mark_mitchell25



@mark.mitchell25

Senior | Guard / Forward | 6-9 | 230 | Kansas City, Kan. | Duke

CAREER STATISTICS

| Season | TM | GP-GS | Min/Avg | FG | FGA | FG% | 3PM | 3PA | 3P% | FTM | FTA | FT% | O | D | REB | AVG | PF | FO | AST | TO | BLK | STL | PTS | AVG |
|--------|------|---------|-----------|-----|-----|------|-----|-----|------|-----|-----|------|-----|-----|-----|-----|-----|----|-----|-----|-----|-----|------|------|
| 22-23 | DUKE | 35-35 | 948/27.1 | 114 | 243 | 46.9 | 19 | 54 | 35.2 | 71 | 93 | 76.3 | 47 | 111 | 158 | 4.5 | 35 | 0 | 42 | 46 | 18 | 22 | 318 | 9.1 |
| 23-24 | DUKE | 33-32 | 945/28.6 | 136 | 252 | 54.0 | 11 | 40 | 27.5 | 99 | 159 | 62.3 | 74 | 123 | 197 | 6.0 | 54 | 1 | 36 | 38 | 24 | 26 | 382 | 11.6 |
| 24-25 | MIZ | 33-33 | 917/27.8 | 152 | 301 | 50.5 | 13 | 50 | 26.0 | 142 | 212 | 67.0 | 47 | 107 | 154 | 4.7 | 54 | 0 | 64 | 53 | 25 | 32 | 459 | 13.9 |
| 25-26 | MIZ | 15-15 | 467/31.2 | 90 | 162 | 55.6 | 5 | 21 | 23.8 | 73 | 105 | 69.5 | 27 | 50 | 77 | 5.1 | 19 | 0 | 45 | 33 | 7 | 11 | 258 | 17.2 |
| TOTAL | | 116-115 | 3277/28.2 | 492 | 958 | 51.4 | 48 | 165 | 29.1 | 385 | 569 | 67.7 | 195 | 391 | 585 | 5.1 | 162 | 1 | 187 | 170 | 74 | 91 | 1417 | 12.2 |

CAREER HONORS

- 2025-26 Oscar Robertson Trophy Preseason Watch List
- 2025-26 Preseason All-SEC Second Team (Media & Coaches)
- 2024-25 NABC All-Central District Second Team
- 2024-25 All-SEC Second Team (Media)
- 2024-25 All-SEC Third Team (Coaches)

2025-26 NOTES

- Team captain.
- Named to the Oscar Robertson Trophy Preseason Watch List and Preseason All-SEC Second Team.
- Leads Mizzou in scoring and rebounds, while ranking second in assists.
- One of 11 players nationally to average 17 points, five rebounds and three assists.
- Ranked 53rd nationally with 105 free-throw attempts in 2025-26.
- Tallied 29 points on just 14 field-goal attempts (shooting 12-of-14 overall) versus Southeast Missouri. He is the first Tiger to score 29 points, while shooting at least 85 percent in the last 20 seasons (Nov. 7).
- Added his second-straight 20-plus point game to go with his first double-double as a Tiger with 24 points and 10 boards against VMI (Nov. 9).
- Led Mizzou with 13.9 points in 2024-25 – his 13.9 average is the highest by a returning Tiger since 2011-12.

2025-26 GAME-BY-GAME STATISTICS

| Opponent | GS | Min | FG | FGA | 3FG | 3FGA | FT | FTA | OFF | DEF | REB | PF | AST | TO | STL | BLK | PTS |
|----------------------|----|-----|----|-----|-----|------|----|-----|-----|-----|-----|----|-----|----|-----|-----|-----|
| at Howard | * | 25 | 4 | 6 | 0 | 0 | 1 | 4 | 2 | 3 | 5 | 4 | 2 | 1 | 1 | 0 | 9 |
| SEMO | * | 31 | 12 | 14 | 0 | 0 | 5 | 11 | 2 | 3 | 5 | 1 | 3 | 6 | 1 | 1 | 29 |
| VMI | * | 33 | 7 | 13 | 0 | 1 | 10 | 13 | 1 | 9 | 10 | 1 | 3 | 2 | 1 | 1 | 24 |
| MINNESOTA | * | 36 | 6 | 11 | 0 | 3 | 6 | 8 | 0 | 6 | 6 | 1 | 6 | 3 | 0 | 0 | 18 |
| PRAIRIE VIEW A&M | * | 27 | 3 | 5 | 0 | 0 | 4 | 5 | 3 | 2 | 5 | 1 | 2 | 2 | 0 | 1 | 10 |
| SOUTH DAKOTA | * | 28 | 7 | 12 | 0 | 0 | 8 | 11 | 2 | 3 | 5 | 1 | 2 | 4 | 1 | 0 | 22 |
| SOUTH CAROLINA STATE | * | 26 | 5 | 8 | 0 | 1 | 5 | 6 | 4 | 3 | 7 | 0 | 6 | 1 | 0 | 0 | 15 |
| CLEVELAND STATE | * | 30 | 3 | 4 | 0 | 1 | 4 | 4 | 2 | 4 | 6 | 1 | 4 | 1 | 0 | 0 | 10 |
| at Notre Dame | * | 38 | 8 | 17 | 1 | 4 | 9 | 11 | 0 | 5 | 5 | 2 | 1 | 3 | 2 | 1 | 26 |
| vs. Kansas | * | 32 | 7 | 15 | 1 | 3 | 6 | 11 | 3 | 4 | 7 | 1 | 1 | 3 | 0 | 0 | 21 |
| ALABAMA STATE | * | 35 | 6 | 10 | 0 | 0 | 3 | 4 | 0 | 4 | 4 | 0 | 3 | 3 | 0 | 0 | 15 |
| BETHUNE-COOKMAN | * | 28 | 8 | 12 | 1 | 2 | 2 | 3 | 4 | 3 | 7 | 1 | 3 | 2 | 4 | 0 | 19 |
| vs. Illinois | * | 27 | 2 | 6 | 0 | 2 | 1 | 2 | 1 | 1 | 2 | 1 | 2 | 0 | 1 | 1 | 5 |
| FLORIDA | * | 36 | 5 | 14 | 1 | 3 | 3 | 5 | 1 | 0 | 1 | 3 | 3 | 1 | 0 | 2 | 14 |
| at Kentucky | * | 36 | 7 | 15 | 1 | 1 | 6 | 7 | 0 | 1 | 1 | 1 | 4 | 1 | 0 | 0 | 21 |
| at Ole Miss | | | | | | | | | | | | | | | | | |
| AUBURN | | | | | | | | | | | | | | | | | |
| at LSU | | | | | | | | | | | | | | | | | |
| GEORGIA | | | | | | | | | | | | | | | | | |
| OKLAHOMA | | | | | | | | | | | | | | | | | |
| at Alabama | | | | | | | | | | | | | | | | | |
| MISSISSIPPI STATE | | | | | | | | | | | | | | | | | |
| at South Carolina | | | | | | | | | | | | | | | | | |
| at Texas A&M | | | | | | | | | | | | | | | | | |
| TEXAS | | | | | | | | | | | | | | | | | |
| VANDERBILT | | | | | | | | | | | | | | | | | |
| at Arkansas | | | | | | | | | | | | | | | | | |
| TENNESSEE | | | | | | | | | | | | | | | | | |
| at Mississippi State | | | | | | | | | | | | | | | | | |
| at Oklahoma | | | | | | | | | | | | | | | | | |
| ARKANSAS | | | | | | | | | | | | | | | | | |

PERSONAL

BIRTHDAY

September 1, 2003

CAREER AMBITIONS

Sports Agent

SEASON & CAREER BESTS

POINTS

S: 29, vs. SEMO, 11/7/25

C: 31, vs. Alabama, 2/19/25

REBOUNDS

S: 10, vs. VMI, 11/9/25

C: 14, at Notre Dame, 1/6/24

ASSISTS

S: 6, 2x (last vs. SCSU, 11/25/25)

C: 6, 3x (last vs. SCSU, 11/25/25)

BLOCKED SHOTS

S: 2, vs. Florida, 1/3/26

C: 3, 4x (last vs. Jax State, 12/17/24)

STEALS

S: 4, vs. Bethune-Cookman, 12/14/25

C: 5, vs. MVSU, 11/14/24

MINUTES

S: 38, at Notre Dame, 12/2/25

C: 41, at Vanderbilt, 3/1/25

FIELD GOALS MADE

S: 12, vs. SEMO, 11/7/25

C: 12, vs. SEMO, 11/7/25

3-POINT FIELD GOALS MADE

S: 1, 5x (last at Kentucky, 1/7/26)

C: 2, 10x (last vs. Kentucky, 3/8/25)

FREE THROWS MADE

S: 10, vs. VMI, 11/9/25

C: 13, vs. Oklahoma, 2/12/25

MISCELLANEOUS

| | SEASON | CAREER |
|--------------------|--------|--------|
| Led MU in Points | 7 | 16 |
| Led MU in Rebounds | 4 | 17 |
| Led MU in Assists | 4 | 9 |
| 30+ Points | 0 | 1 |
| 20+ Points | 6 | 17 |
| 10+ Points | 13 | 73 |
| 10+ Rebounds | 1 | 4 |
| 5+ Assists | 2 | 5 |
| Double-Doubles | 1 | 4 |



35 JACOB CREWS

 @JacobCrews0

 @j_crews35

Graduate | Guard / Forward | 6-8 | 215 | Hilliard, Fla. | UT Martin

CAREER STATISTICS

| Season | TM | GP-GS | Min/Avg | FG | FGA | FG% | 3PM | 3PA | 3P% | FTM | FTA | FT% | O | D | REB | AVG | PF | FO | AST | TO | BLK | STL | PTS | AVG |
|--------|-----|--------|-----------|-----|-----|------|-----|-----|------|-----|-----|------|-----|-----|-----|-----|-----|----|-----|----|-----|-----|------|------|
| 20-21 | UNF | 22- 3 | 291/13.2 | 34 | 108 | 31.5 | 25 | 83 | 30.1 | 7 | 8 | 87.5 | 11 | 31 | 42 | 1.9 | 16 | 0 | 6 | 13 | 5 | 7 | 100 | 4.5 |
| 21-22 | UNF | 9- 0 | 97/10.8 | 8 | 36 | 22.2 | 6 | 28 | 21.4 | 1 | 2 | 50.0 | 5 | 11 | 16 | 1.8 | 4 | 0 | 5 | 9 | 3 | 1 | 23 | 2.6 |
| 23-24 | UTM | 32-32 | 1066/33.3 | 206 | 425 | 48.5 | 89 | 215 | 41.4 | 111 | 136 | 81.6 | 65 | 198 | 263 | 8.2 | 49 | 0 | 34 | 42 | 15 | 26 | 612 | 19.1 |
| 24-25 | MIZ | 33- 0 | 426/12.9 | 65 | 172 | 37.8 | 40 | 119 | 33.6 | 14 | 19 | 73.7 | 24 | 45 | 69 | 2.1 | 32 | 0 | 11 | 8 | 3 | 10 | 184 | 5.6 |
| 25-26 | MIZ | 15- 5 | 361/24.1 | 64 | 119 | 53.8 | 39 | 78 | 50.0 | 30 | 37 | 81.1 | 24 | 42 | 66 | 4.4 | 26 | 0 | 5 | 10 | 3 | 7 | 197 | 13.1 |
| TOTAL | | 111-40 | 2242/20.2 | 377 | 860 | 43.8 | 199 | 523 | 38.0 | 163 | 202 | 80.7 | 129 | 327 | 456 | 4.1 | 127 | 0 | 61 | 82 | 29 | 51 | 1116 | 10.1 |

CAREER HONORS

- 2023-24 All-Ohio Valley Conference
- 2023-24 Ohio Valley Conference All-Newcomer Team
- 2023-24 NABC All-District First Team

2025-26 NOTES

- Ranks third nationally with a 3-point percentage of 50.0 and 102nd with 2.60 triples per game.
- His 39 triples are 22 more than he last season through 15 contests (had 17 in 2024-25).
- Tallied 22 points at Notre Dame – his most in a Mizzou uniform (Dec. 2).
- Scored his 1,000th career point versus South Carolina State (Nov. 25).
- Tallied 7.8 points in the final 14 games of the 2024-25 season, shooting 38.9 percent from 3-point range.

2025-26 GAME-BY-GAME STATISTICS

| Opponent | GS | Min | FG | FGA | 3FG | 3FGA | FT | FTA | OFF | DEF | REB | PF | AST | TO | STL | BLK | PTS |
|----------------------|----|-----|----|-----|-----|------|----|-----|-----|-----|-----|----|-----|----|-----|-----|-----|
| at Howard | | 12 | 4 | 7 | 2 | 3 | 0 | 0 | 2 | 1 | 3 | 0 | 0 | 0 | 0 | 1 | 10 |
| SEMO | | 19 | 1 | 3 | 1 | 3 | 2 | 2 | 1 | 4 | 5 | 3 | 0 | 0 | 1 | 0 | 5 |
| VMI | | 14 | 5 | 8 | 2 | 4 | 2 | 3 | 1 | 5 | 6 | 0 | 0 | 0 | 0 | 0 | 14 |
| MINNESOTA | | 27 | 5 | 8 | 4 | 6 | 0 | 0 | 0 | 8 | 8 | 1 | 1 | 1 | 0 | 0 | 14 |
| PRAIRIE VIEW A&M | | 24 | 7 | 10 | 4 | 5 | 2 | 3 | 4 | 4 | 8 | 1 | 0 | 1 | 0 | 0 | 20 |
| SOUTH DAKOTA | | 21 | 4 | 7 | 3 | 5 | 4 | 4 | 1 | 1 | 2 | 3 | 1 | 1 | 2 | 0 | 15 |
| SOUTH CAROLINA STATE | | 23 | 2 | 7 | 0 | 5 | 3 | 4 | 1 | 4 | 5 | 2 | 1 | 1 | 1 | 0 | 7 |
| CLEVELAND STATE | | 28 | 7 | 15 | 4 | 10 | 2 | 2 | 4 | 4 | 8 | 1 | 0 | 2 | 1 | 1 | 20 |
| at Notre Dame | | 31 | 6 | 11 | 5 | 10 | 5 | 6 | 1 | 1 | 2 | 4 | 0 | 1 | 0 | 0 | 22 |
| at Kansas | | 25 | 4 | 10 | 3 | 7 | 0 | 0 | 0 | 1 | 1 | 3 | 0 | 0 | 0 | 0 | 11 |
| ALABAMA STATE | * | 30 | 7 | 9 | 6 | 8 | 0 | 0 | 2 | 2 | 4 | 0 | 0 | 1 | 0 | 0 | 20 |
| BETHUNE-COOKMAN | * | 32 | 8 | 9 | 3 | 4 | 1 | 2 | 2 | 3 | 5 | 2 | 1 | 1 | 1 | 0 | 20 |
| vs. Illinois | * | 29 | 1 | 9 | 1 | 4 | 0 | 1 | 2 | 2 | 4 | 3 | 1 | 1 | 0 | 0 | 3 |
| FLORIDA | * | 29 | 2 | 3 | 0 | 1 | 9 | 10 | 3 | 1 | 4 | 2 | 0 | 0 | 0 | 0 | 13 |
| at Kentucky | * | 16 | 1 | 3 | 1 | 3 | 0 | 0 | 0 | 1 | 1 | 1 | 0 | 0 | 1 | 1 | 3 |
| at Ole Miss | | | | | | | | | | | | | | | | | |
| AUBURN | | | | | | | | | | | | | | | | | |
| at LSU | | | | | | | | | | | | | | | | | |
| GEORGIA | | | | | | | | | | | | | | | | | |
| OKLAHOMA | | | | | | | | | | | | | | | | | |
| at Alabama | | | | | | | | | | | | | | | | | |
| MISSISSIPPI STATE | | | | | | | | | | | | | | | | | |
| at South Carolina | | | | | | | | | | | | | | | | | |
| at Texas A&M | | | | | | | | | | | | | | | | | |
| TEXAS | | | | | | | | | | | | | | | | | |
| VANDERBILT | | | | | | | | | | | | | | | | | |
| at Arkansas | | | | | | | | | | | | | | | | | |
| TENNESSEE | | | | | | | | | | | | | | | | | |
| at Mississippi State | | | | | | | | | | | | | | | | | |
| at Oklahoma | | | | | | | | | | | | | | | | | |
| ARKANSAS | | | | | | | | | | | | | | | | | |

PERSONAL

BIRTHDAY

July 17, 2000

CAREER AMBITIONS

Sales – cars or real estate

SEASON & CAREER BESTS

POINTS

S: 22, at Notre Dame, 12/2/25

C: 35, vs. Little Rock, 1/13/24

REBOUNDS

S: 8, 3x (last vs. Cleveland St, 11/28/25)

C: 17, vs. Brescia, 11/13/23

ASSISTS

S: 1, 5x (last vs. Illinois, 12/22/25)

C: 3, at McNeese State, 12/2/23

BLOCKED SHOTS

S: 1, 3x (last at Kentucky, 1/7/26)

C: 2, 5x (last vs. Morehead St, 3/8/24)

STEALS

S: 2, vs. South Dakota, 11/20/25

C: 4, vs. North Alabama, 11/22/23

MINUTES

S: 32, vs. Bethune-Cookman, 12/14/25

C: 40, vs. Morehead State, 3/8/24

FIELD GOALS MADE

S: 8, vs. Bethune-Cookman, 12/14/25

C: 11, 2x (last vs. Morehead St, 2/17/24)

3-POINT FIELD GOALS MADE

S: 6, vs. Alabama State, 12/11/25

C: 6, 3x (last vs. Alabama St, 12/11/25)

FREE THROWS MADE

S: 9, vs. Florida, 1/3/26

C: 13, vs. Little Rock, 1/13/24

MISCELLANEOUS

| | SEASON | CAREER |
|--------------------|--------|--------|
| Led MU in Points | 4 | 5 |
| Led MU in Rebounds | 4 | 4 |
| Led MU in Assists | 0 | 0 |
| 30+ Points | 0 | 4 |
| 20+ Points | 5 | 21 |
| 10+ Points | 11 | 48 |
| 10+ Rebounds | 0 | 9 |
| 5+ Assists | 0 | 0 |
| Double-Doubles | 0 | 9 |



45 LUKE NORTHWEATHER

@l_northweather
@luke.northweather

Junior | Forward | 6-11 | 235 | Jefferson City, Mo. | Oklahoma

CAREER STATISTICS

| Season | TM | GP-GS | Min/Avg | FG | FGA | FG% | 3PM | 3PA | 3P% | FTM | FTA | FT% | O | D | REB | AVG | PF | FO | AST | TO | BLK | STL | PTS | AVG |
|--------|------|-------|----------|----|-----|------|-----|-----|------|-----|-----|------|----|----|-----|-----|----|----|-----|----|-----|-----|-----|-----|
| 23-24 | OKLA | 25-0 | 214/8.6 | 17 | 42 | 40.5 | 8 | 30 | 26.7 | 9 | 11 | 81.8 | 11 | 27 | 38 | 1.5 | 21 | 0 | 11 | 9 | 8 | 3 | 51 | 2.0 |
| 24-25 | OKLA | 30-0 | 340/11.3 | 27 | 63 | 42.9 | 17 | 50 | 34.0 | 10 | 14 | 71.4 | 7 | 37 | 44 | 1.5 | 34 | 0 | 11 | 3 | 7 | 2 | 81 | 2.7 |
| 25-26 | MIZ | 15-2 | 239/15.9 | 21 | 43 | 48.8 | 13 | 30 | 43.3 | 4 | 7 | 57.1 | 17 | 30 | 47 | 3.1 | 27 | 0 | 11 | 6 | 4 | 5 | 59 | 3.9 |
| TOTAL | | 70-2 | 793/11.3 | 65 | 148 | 43.9 | 38 | 110 | 34.5 | 23 | 32 | 71.9 | 35 | 94 | 129 | 1.8 | 82 | 0 | 33 | 18 | 19 | 10 | 191 | 2.7 |

2025-26 NOTES

- Scored in double figures for the first time at Mizzou with 10 points versus Cleveland State (Nov. 28).
- Collected a season-best 10 rebounds in his first career start in Mizzou's versus VMI (Nov. 9).
- Matched career highs with two made 3-pointers and 23 minutes played in the season opener versus Howard (Nov. 3).

PERSONAL

BIRTHDAY

August 28, 2003

CAREER AMBITIONS

Financial advisor or analyst

SEASON & CAREER BESTS

POINTS

S: 10, vs. Cleveland State, 11/28/25
C: 10, 3x (last vs. Cleveland St, 11/28/25)

REBOUNDS

S: 10, vs. VMI, 11/9/25
C: 10, vs. VMI, 11/9/25

ASSISTS

S: 3, vs. VMI, 11/9/25
C: 3, 3x (last vs. VMI, 11/9/25)

BLOCKED SHOTS

S: 1, 3x (last vs. Florida, 1/3/26)
C: 2, 2x (last vs. Arizona, 11/28/24)

STEALS

S: 2, 2x (last vs. VMI, 11/9/25)
C: 2, 2x (last vs. VMI, 11/9/25)

MINUTES

S: 26, vs. VMI, 11/9/25
C: 26, vs. VMI, 11/9/25

FIELD GOALS MADE

S: 4, vs. Cleveland State, 11/28/25
C: 4, 2x (last vs. Cleveland St, 11/28/25)

3-POINT FIELD GOALS MADE

S: 2, 2x (last vs. Minnesota, 11/12/25)
C: 2, 6x (last at Howard, 11/3/25)

FREE THROWS MADE

S: 2, vs. SEMO, 11/7/25
C: 3, at Arkansas, 1/25/25

MISCELLANEOUS

| | SEASON | CAREER |
|--------------------|--------|--------|
| Led MU in Points | 0 | 0 |
| Led MU in Rebounds | 1 | 1 |
| Led MU in Assists | 0 | 0 |
| 20+ Points | 0 | 0 |
| 10+ Points | 1 | 3 |
| 10+ Rebounds | 1 | 1 |
| 5+ Assists | 0 | 0 |
| Double-Doubles | 0 | 0 |

2025-26 GAME-BY-GAME STATISTICS

| Opponent | GS | Min | FG | FGA | 3FG | 3FGA | FT | FTA | OFF | DEF | REB | PF | AST | TO | STL | BLK | PTS |
|----------------------|----|-----|----|-----|-----|------|----|-----|-----|-----|-----|----|-----|----|-----|-----|-----|
| at Howard | | 23 | 2 | 5 | 2 | 3 | 1 | 2 | 0 | 5 | 5 | 1 | 2 | 1 | 0 | 1 | 7 |
| SEMO | | 19 | 1 | 2 | 1 | 2 | 2 | 2 | 1 | 1 | 2 | 1 | 1 | 1 | 2 | 1 | 5 |
| VMI | * | 26 | 1 | 4 | 1 | 3 | 0 | 0 | 5 | 5 | 10 | 3 | 3 | 0 | 2 | 0 | 3 |
| MINNESOTA | | 21 | 2 | 2 | 2 | 2 | 0 | 0 | 0 | 1 | 1 | 4 | 0 | 0 | 1 | 0 | 6 |
| PRAIRIE VIEW A&M | | 16 | 1 | 2 | 1 | 2 | 1 | 2 | 0 | 6 | 6 | 2 | 1 | 0 | 0 | 0 | 4 |
| SOUTH DAKOTA | * | 20 | 1 | 3 | 1 | 1 | 0 | 0 | 2 | 0 | 2 | 2 | 2 | 1 | 0 | 0 | 3 |
| SOUTH CAROLINA STATE | | 13 | 2 | 2 | 1 | 1 | 0 | 0 | 1 | 1 | 2 | 0 | 0 | 0 | 0 | 0 | 5 |
| CLEVELAND STATE | | 15 | 4 | 7 | 2 | 5 | 0 | 0 | 2 | 4 | 6 | 0 | 0 | 1 | 0 | 1 | 10 |
| at Notre Dame | | 16 | 0 | 1 | 0 | 1 | 0 | 1 | 1 | 1 | 2 | 2 | 1 | 0 | 0 | 0 | 0 |
| at Kansas | | 13 | 1 | 4 | 1 | 4 | 0 | 0 | 1 | 0 | 1 | 3 | 0 | 0 | 0 | 0 | 3 |
| ALABAMA STATE | | 21 | 3 | 4 | 0 | 1 | 0 | 0 | 2 | 2 | 4 | 1 | 1 | 1 | 0 | 0 | 6 |
| BETHUNE-COOKMAN | | 14 | 3 | 6 | 1 | 4 | 0 | 0 | 0 | 3 | 3 | 3 | 0 | 0 | 0 | 0 | 7 |
| vs. Illinois | | 13 | 0 | 0 | 0 | 0 | 0 | 0 | 1 | 1 | 2 | 2 | 0 | 0 | 0 | 0 | 0 |
| FLORIDA | | 8 | 0 | 1 | 0 | 1 | 0 | 0 | 1 | 0 | 1 | 3 | 0 | 1 | 0 | 1 | 0 |
| at Kentucky | | 3 | 0 | 0 | 0 | 0 | 0 | 0 | 0 | 0 | 0 | 0 | 0 | 0 | 0 | 0 | 0 |
| at Ole Miss | | | | | | | | | | | | | | | | | |
| AUBURN | | | | | | | | | | | | | | | | | |
| at LSU | | | | | | | | | | | | | | | | | |
| GEORGIA | | | | | | | | | | | | | | | | | |
| OKLAHOMA | | | | | | | | | | | | | | | | | |
| at Alabama | | | | | | | | | | | | | | | | | |
| MISSISSIPPI STATE | | | | | | | | | | | | | | | | | |
| at South Carolina | | | | | | | | | | | | | | | | | |
| at Texas A&M | | | | | | | | | | | | | | | | | |
| TEXAS | | | | | | | | | | | | | | | | | |
| VANDERBILT | | | | | | | | | | | | | | | | | |
| at Arkansas | | | | | | | | | | | | | | | | | |
| TENNESSEE | | | | | | | | | | | | | | | | | |
| at Mississippi State | | | | | | | | | | | | | | | | | |
| at Oklahoma | | | | | | | | | | | | | | | | | |
| ARKANSAS | | | | | | | | | | | | | | | | | |

Game Records

| Record | Overall | Home | Away | Neutral |
|----------------|---------|------|------|---------|
| ALL GAMES | 12-3 | 10-0 | 2-2 | 0-1 |
| CONFERENCE | 2-0 | 1-0 | 1-0 | 0-0 |
| NON-CONFERENCE | 10-3 | 9-0 | 1-2 | 0-1 |

Score by Periods

| Team | 1st | 2nd | OT | TOT |
|-----------|-----|-----|----|------|
| Missouri | 626 | 612 | 0 | 1238 |
| Opponents | 512 | 559 | 0 | 1071 |

Team Box Score

| No. | Player | | | | Total | | 3-Point | | F-Throw | | Rebounds | | | | | | | | | | | |
|-----------|----------------------|-------|--------|------|---------|------|----------|------|---------|------|----------|-----|-----|------|-----|----|-----|-----|-----|-----|------|------|
| | | GP-GS | MIN | AVG | FG-FGA | FG% | 3FG-3FGA | 3FG% | FT-FTA | FT% | OFF | DEF | TOT | AVG | PF | DQ | A | TO | BLK | STL | PTS | AVG |
| 25 | MITCHELL, Mark | 15-15 | 467:27 | 31.2 | 90-162 | .556 | 5-21 | .238 | 73-105 | .695 | 27 | 50 | 77 | 5.1 | 19 | 0 | 45 | 33 | 7 | 11 | 258 | 17.2 |
| 17 | STONE, Jayden | 8-2 | 205:57 | 25.7 | 38-64 | .594 | 15-36 | .417 | 18-26 | .692 | 5 | 35 | 40 | 5.0 | 11 | 0 | 19 | 8 | 1 | 8 | 109 | 13.6 |
| 35 | CREWS, Jacob | 15-5 | 361:10 | 24.1 | 64-119 | .538 | 39-78 | .500 | 30-37 | .811 | 24 | 42 | 66 | 4.4 | 26 | 0 | 5 | 10 | 3 | 7 | 197 | 13.1 |
| 0 | ROBINSON II, Anthony | 15-15 | 455:20 | 30.4 | 57-126 | .452 | 17-52 | .327 | 39-58 | .672 | 14 | 44 | 58 | 3.9 | 46 | 1 | 59 | 27 | 6 | 34 | 170 | 11.3 |
| 12 | MACK, Sebastian | 14-9 | 271:45 | 19.4 | 45-106 | .425 | 9-30 | .300 | 19-29 | .655 | 4 | 16 | 20 | 1.4 | 21 | 0 | 9 | 18 | 1 | 16 | 118 | 8.4 |
| 15 | PHILLIPS JR., Shawn | 13-13 | 244:33 | 18.8 | 44-65 | .677 | 0-0 | .000 | 12-27 | .444 | 16 | 47 | 63 | 4.8 | 34 | 0 | 12 | 29 | 19 | 3 | 100 | 7.7 |
| 11 | PIERCE, Trent | 2-0 | 46:33 | 23.3 | 5-10 | .500 | 3-8 | .375 | 2-4 | .500 | 2 | 8 | 10 | 5.0 | 4 | 0 | 3 | 1 | 1 | 5 | 15 | 7.5 |
| 14 | PORTER, Jevon | 12-10 | 209:45 | 17.5 | 28-57 | .491 | 7-28 | .250 | 11-17 | .647 | 18 | 30 | 48 | 4.0 | 17 | 0 | 19 | 8 | 2 | 9 | 74 | 6.2 |
| 5 | BARRETT, T.O. | 15-0 | 259:12 | 17.3 | 33-60 | .550 | 2-12 | .167 | 11-13 | .846 | 10 | 13 | 23 | 1.5 | 34 | 1 | 37 | 22 | 1 | 12 | 79 | 5.3 |
| 6 | BOATENG, Annor | 9-4 | 134:48 | 15.0 | 13-39 | .333 | 5-17 | .294 | 8-12 | .667 | 5 | 17 | 22 | 2.4 | 15 | 0 | 4 | 10 | 1 | 5 | 39 | 4.3 |
| 45 | NORTHWEATHER, Luke | 15-2 | 238:43 | 15.9 | 21-43 | .488 | 13-30 | .433 | 4-7 | .571 | 17 | 30 | 47 | 3.1 | 27 | 0 | 11 | 6 | 4 | 5 | 59 | 3.9 |
| 7 | BURNS, Trent | 6-0 | 35:18 | 5.9 | 5-9 | .556 | 1-4 | .250 | 1-2 | .500 | 0 | 6 | 6 | 1.0 | 4 | 0 | 2 | 4 | 2 | 0 | 12 | 2.0 |
| 24 | RANDALL, Nicholas | 11-0 | 69:29 | 6.3 | 3-7 | .429 | 0-2 | .000 | 2-4 | .500 | 4 | 9 | 13 | 1.2 | 11 | 1 | 2 | 5 | 1 | 4 | 8 | 0.7 |
| Team | | | | | | | | | | | 30 | 27 | 57 | | | | 10 | | | | | |
| Total | | 15 | 3000 | | 446-867 | .514 | 116-318 | .365 | 230-341 | .674 | 176 | 374 | 550 | 36.7 | 269 | 3 | 227 | 191 | 49 | 119 | 1238 | 82.5 |
| Opponents | | 15 | 3000 | | 359-860 | .417 | 143-396 | .361 | 210-290 | .724 | 152 | 301 | 453 | 30.2 | 282 | 6 | 198 | 189 | 45 | 93 | 1071 | 71.4 |

Team Statistics

| | MO | OPP |
|------------------------|---------|---------|
| Scoring | 1238 | 1071 |
| Points per game | 82.5 | 71.4 |
| Scoring margin | +11.1 | - |
| Field goals-att | 446-867 | 359-860 |
| Field goal pct | .514 | .417 |
| 3 point fg-att | 116-318 | 143-396 |
| 3-point FG pct | .365 | .361 |
| 3-pt FG made per game | 7.7 | 9.5 |
| Free throws-att | 230-341 | 210-290 |
| Free throw pct | .674 | .724 |
| F-Throws made per game | 15.3 | 14.0 |
| Rebounds | 550 | 453 |
| Rebounds per game | 36.7 | 30.2 |
| Rebounding margin | +6.5 | - |
| Assists | 227 | 198 |
| Assists per game | 15.1 | 13.2 |
| Turnovers | 191 | 189 |
| Turnovers per game | 12.7 | 12.6 |
| Turnover margin | -0.1 | - |
| Assist/turnover ratio | 1.2 | 1.0 |
| Steals | 119 | 93 |
| Steals per game | 7.9 | 6.2 |
| Blocks | 49 | 45 |
| Blocks per game | 3.3 | 3.0 |
| Winning streak | 2 | - |
| Home win streak | 10 | - |
| Attendance | 90012 | 41784 |
| Home games-Avg/Game | 10-9001 | 4-10446 |
| Neutral site-Avg/Game | - | 1-18505 |

Team Results

| Date | Opponent | | Score | Att. |
|------------|--------------------|---|--------|-------|
| 11/03/2025 | at Howard | W | 88-67 | 2312 |
| 11/07/2025 | Southeast Mo. St. | W | 89-84 | 11314 |
| 11/09/2025 | VMI | W | 106-68 | 7986 |
| 11/12/2025 | Minnesota | W | 83-60 | 8969 |
| 11/17/2025 | Prairie View | W | 91-73 | 7595 |
| 11/20/2025 | South Dakota | W | 102-68 | 8027 |
| 11/25/2025 | South Carolina St. | W | 98-66 | 7887 |
| 11/28/2025 | Cleveland St. | W | 86-59 | 9463 |
| 12/02/2025 | at Notre Dame | L | 71-76 | 4980 |
| 12/07/2025 | at Kansas | L | 60-80 | 15407 |
| 12/11/2025 | Alabama St. | W | 85-77 | 7976 |
| 12/14/2025 | Bethune-Cookman | W | 82-60 | 8049 |
| 12/22/2025 | vs Illinois | L | 48-91 | 18505 |
| 01/03/2026 | Florida | W | 76-74 | 12746 |
| 01/07/2026 | at Kentucky | W | 73-68 | 19085 |

Game Records

| Record | Overall | Home | Away | Neutral |
|----------------|---------|------|------|---------|
| ALL GAMES | 2-0 | 1-0 | 1-0 | 0-0 |
| CONFERENCE | 2-0 | 1-0 | 1-0 | 0-0 |
| NON-CONFERENCE | 0-0 | 0-0 | 0-0 | 0-0 |

Score by Periods

| Team | 1st | 2nd | OT | TOT |
|-----------|-----|-----|----|-----|
| Missouri | 72 | 77 | 0 | 149 |
| Opponents | 71 | 71 | 0 | 142 |

Team Box Score

| No. | Player | | | | Total | | 3-Point | | F-Throw | | Rebounds | | | | | | | | | | | | | |
|-----------|----------------------|-------|-------|------|--------|------|----------|------|---------|-------|----------|-----|-----|------|----|----|----|----|-----|-----|-----|------|--|--|
| | | GP-GS | MIN | AVG | FG-FGA | FG% | 3FG-3FGA | 3FG% | FT-FTA | FT% | OFF | DEF | TOT | AVG | PF | DQ | A | TO | BLK | STL | PTS | AVG | | |
| 25 | MITCHELL, Mark | 2-2 | 72:16 | 36.1 | 12-29 | .414 | 2-4 | .500 | 9-12 | .750 | 1 | 1 | 2 | 1.0 | 4 | 0 | 7 | 2 | 2 | 0 | 35 | 17.5 | | |
| 17 | STONE, Jayden | 2-2 | 54:41 | 27.3 | 9-18 | .500 | 5-12 | .417 | 6-11 | .545 | 0 | 13 | 13 | 6.5 | 3 | 0 | 3 | 1 | 0 | 1 | 29 | 14.5 | | |
| 0 | ROBINSON II, Anthony | 2-2 | 71:19 | 35.7 | 12-23 | .522 | 2-8 | .250 | 2-5 | .400 | 3 | 9 | 12 | 6.0 | 4 | 0 | 15 | 4 | 0 | 4 | 28 | 14.0 | | |
| 35 | CREWS, Jacob | 2-2 | 44:42 | 22.4 | 3-6 | .500 | 1-4 | .250 | 9-10 | .900 | 3 | 2 | 5 | 2.5 | 3 | 0 | 0 | 0 | 1 | 1 | 16 | 8.0 | | |
| 11 | PIERCE, Trent | 2-0 | 46:33 | 23.3 | 5-10 | .500 | 3-8 | .375 | 2-4 | .500 | 2 | 8 | 10 | 5.0 | 4 | 0 | 3 | 1 | 1 | 5 | 15 | 7.5 | | |
| 15 | PHILLIPS JR., Shawn | 2-2 | 41:40 | 20.8 | 5-8 | .625 | 0-0 | .000 | 2-5 | .400 | 0 | 4 | 4 | 2.0 | 8 | 0 | 2 | 4 | 2 | 0 | 12 | 6.0 | | |
| 5 | BARRETT, T.O. | 2-0 | 25:20 | 12.7 | 5-7 | .714 | 0-0 | .000 | 1-1 | 1.000 | 1 | 1 | 2 | 1.0 | 4 | 0 | 1 | 3 | 0 | 0 | 11 | 5.5 | | |
| 7 | BURNS, Trent | 1-0 | 05:40 | 5.7 | 1-2 | .500 | 1-2 | .500 | 0-0 | .000 | 0 | 0 | 0 | 0.0 | 0 | 0 | 0 | 0 | 0 | 0 | 3 | 3.0 | | |
| 45 | NORTHWEATHER, Luke | 2-0 | 09:51 | 4.9 | 0-1 | .000 | 0-1 | .000 | 0-0 | .000 | 1 | 0 | 1 | 0.5 | 3 | 0 | 0 | 1 | 1 | 0 | 0 | 0.0 | | |
| 12 | MACK, Sebastian | 1-0 | 06:22 | 6.4 | 0-0 | .000 | 0-0 | .000 | 0-0 | .000 | 0 | 0 | 0 | 0.0 | 1 | 0 | 0 | 1 | 0 | 0 | 0 | 0.0 | | |
| 6 | BOATENG, Annor | 1-0 | 04:52 | 4.9 | 0-1 | .000 | 0-0 | .000 | 0-0 | .000 | 0 | 2 | 2 | 2.0 | 1 | 0 | 0 | 0 | 0 | 0 | 0 | 0.0 | | |
| 24 | RANDALL, Nicholas | 2-0 | 16:43 | 8.4 | 0-2 | .000 | 0-0 | .000 | 0-0 | .000 | 1 | 5 | 6 | 3.0 | 3 | 0 | 0 | 1 | 0 | 1 | 0 | 0.0 | | |
| Team | | | | | | | | | | | 3 | 6 | 9 | | | | | 4 | | | | | | |
| Total | | 2 | 400 | | 52-107 | .486 | 14-39 | .359 | 31-48 | .646 | 15 | 51 | 66 | 33.0 | 38 | 0 | 31 | 22 | 7 | 12 | 149 | 74.5 | | |
| Opponents | | 2 | 400 | | 48-114 | .421 | 14-45 | .311 | 32-44 | .727 | 21 | 47 | 68 | 34.0 | 40 | 0 | 33 | 21 | 8 | 10 | 142 | 71.0 | | |

Team Statistics

| | MO | OPP |
|------------------------|---------|---------|
| Scoring | 149 | 142 |
| Points per game | 74.5 | 71.0 |
| Scoring margin | +3.5 | - |
| Field goals-att | 52-107 | 48-114 |
| Field goal pct | .486 | .421 |
| 3 point fg-att | 14-39 | 14-45 |
| 3-point FG pct | .359 | .311 |
| 3-pt FG made per game | 7.0 | 7.0 |
| Free throws-att | 31-48 | 32-44 |
| Free throw pct | .646 | .727 |
| F-Throws made per game | 15.5 | 16.0 |
| Rebounds | 66 | 68 |
| Rebounds per game | 33.0 | 34.0 |
| Rebounding margin | -1.0 | - |
| Assists | 31 | 33 |
| Assists per game | 15.5 | 16.5 |
| Turnovers | 22 | 21 |
| Turnovers per game | 11.0 | 10.5 |
| Turnover margin | -0.5 | - |
| Assist/turnover ratio | 1.4 | 1.6 |
| Steals | 12 | 10 |
| Steals per game | 6.0 | 5.0 |
| Blocks | 7 | 8 |
| Blocks per game | 3.5 | 4.0 |
| Winning streak | 2 | - |
| Home win streak | 1 | - |
| Attendance | 12746 | 19085 |
| Home games-Avg/Game | 1-12746 | 1-19085 |
| Neutral site-Avg/Game | - | 0-0 |

Team Results

| Date | Opponent | | Score | Att. |
|------------|-------------|---|-------|-------|
| 01/03/2026 | Florida | W | 76-74 | 12746 |
| 01/07/2026 | at Kentucky | W | 73-68 | 19085 |

| TEAM STATS | POINTS | FG PCT | 3PM/G | 3FG PCT | FTM/G | FT PCT | REBS | ASSTS | T/O | PTS AGNT | FG PCT D | 3P PCT D | BLKS | STLS |
|------------|--------|--------|-------|---------|-------|--------|------|-------|------|----------|----------|----------|------|------|
| | 82.5 | 51.4 | 7.7 | 36.5 | 15.3 | 67.4 | 36.7 | 15.1 | 12.7 | 71.4 | 41.7 | 36.1 | 3.3 | 7.9 |
| SEC RANK | 13 | 1 | 12 | 4 | 15 | 16 | 14 | 12 | 14 | 6 | 9 | 16 | 13 | 5 |



0 // ANTHONY ROBINSON II // JR

| POINTS | ASST | FG PCT | 3P PCT | FT PCT |
|--|------|--------|--------|--------|
| 11.3 | 3.9 | 45.2 | 32.7 | 67.2 |
| CAREER BESTS PTS: 29 • REBS: 11 • ASST: 10 • STL: 6 • BLK: 2 | | | | |

Team captain • SEC All-Defensive Team honoree – only returner from last season • Averaging 14.8 points and 5.4 assists in the last five games • Ranks 27th nationally with 2.27 steals.



1 // AARON ROWE // FR

| POINTS | ASST | FG PCT | 3P PCT | FT PCT |
|---|------|--------|--------|--------|
| 0.0 | 0.0 | 0.0 | 0.0 | 0.0 |
| CAREER BESTS PTS: 0 • REBS: 0 • ASST: 0 • STL: 0 • BLK: 0 | | | | |

Ranked as high as the nation's No. 53 recruit • Three-time all-state honoree.



5 // T.O BARRETT // SO

| POINTS | ASST | FG PCT | 3P PCT | FT PCT |
|--|------|--------|--------|--------|
| 5.3 | 2.5 | 55.0 | 16.7 | 84.6 |
| CAREER BESTS PTS: 11 • REBS: 3 • ASST: 4 • STL: 3 • BLK: 1 | | | | |

Appeared in 19 games as a rookie in 2024-25 • Has more than tripled his assists from his rookie season (37 to 12), recording at least three in seven of the last nine games.



6 // ANNOR BOATENG // SO

| POINTS | REBS | FG PCT | 3P PCT | FT PCT |
|--|------|--------|--------|--------|
| 4.3 | 2.4 | 33.3 | 29.4 | 66.7 |
| CAREER BESTS PTS: 12 • REBS: 5 • ASST: 1 • STL: 2 • BLK: 1 | | | | |

Missed the season's first five games with an injury • Scored in double figures in back-to-back games versus South Carolina State and Cleveland State.



7 // TRENT BURNS // R-FR

| POINTS | REBS | FG PCT | 3P PCT | FT PCT |
|---|------|--------|--------|--------|
| 2.0 | 1.0 | 55.6 | 25.0 | 50.0 |
| CAREER BESTS PTS: 7 • REBS: 3 • ASST: 1 • STL: 0 • BLK: 1 | | | | |

Missed first six games with an injury • Made his collegiate debut on Nov. 25 versus South Carolina State with seven points, three boards and one block.



11 // TRENT PIERCE // JR

| POINTS | REBS | FG PCT | 3P PCT | FT PCT |
|--|------|--------|--------|--------|
| 7.5 | 5.0 | 50.0 | 37.5 | 50.0 |
| CAREER BESTS PTS: 24 • REBS: 8 • ASST: 5 • STL: 4 • BLK: 1 | | | | |

Missed first 13 games with an injury • Scored five last points to give Mizzou the lead for good versus Florida • Tallied a career-best four steals in Wednesday's win at Kentucky.



12 // SEBASTIAN MACK // JR

| POINTS | REBS | FG PCT | 3P PCT | FT PCT |
|--|------|--------|--------|--------|
| 8.4 | 1.4 | 42.5 | 30.0 | 65.5 |
| CAREER BESTS PTS: 27 • REBS: 7 • ASST: 6 • STL: 5 • BLK: 1 | | | | |

Scored a season-best 17 points versus Illinois • Averaged 10.8 points in two seasons at UCLA • Led the Bruins in free throws in both of his seasons – making a combined 226.



14 // JEVON PORTER // SR

| POINTS | REBS | FG PCT | 3P PCT | FT PCT |
|---|------|--------|--------|--------|
| 6.2 | 4.0 | 49.1 | 25.0 | 64.7 |
| CAREER BESTS PTS: 30 • REBS: 14 • ASST: 9 • STL: 5 • BLK: 4 | | | | |

Missed last three games with an injury • Recorded his first double-double as a Tiger on Nov. 20 with 19 points (shooting 9-of-9) and 12 rebounds • Brother, Michael, currently plays for the Nets.



15 // SHAWN PHILLIPS JR. // SR

| POINTS | REBS | FG PCT | 3P PCT | FT PCT |
|---|------|--------|--------|--------|
| 7.7 | 4.8 | 67.7 | 0.0 | 44.4 |
| CAREER BESTS PTS: 17 • REBS: 14 • ASST: 3 • STL: 2 • BLK: 4 | | | | |

First on Mizzou and sixth in the SEC with 1.46 blocks per game • Led Mizzou with 16 points and 11 boards in opener • First Tiger to record double-double in Mizzou debut in four years.



17 // JAYDEN STONE // GR

| POINTS | REBS | FG PCT | 3P PCT | FT PCT |
|--|------|--------|--------|--------|
| 13.6 | 5.0 | 59.4 | 41.7 | 69.2 |
| CAREER BESTS PTS: 36 • REBS: 12 • ASST: 10 • STL: 6 • BLK: 2 | | | | |


Mizzou is 8-0 with Stone in the lineup • Tallied a season-best 20 points in Wednesday's win at Kentucky • First Tiger to score in double figures in his first six games at Mizzou since 2013.



24 // NICHOLAS RANDALL // FR

| POINTS | REBS | FG PCT | 3P PCT | FT PCT |
|---|------|--------|--------|--------|
| 0.7 | 1.2 | 42.9 | 0.0 | 50.0 |
| CAREER BESTS PTS: 3 • REBS: 4 • ASST: 1 • STL: 1 • BLK: 1 | | | | |

Ranked as high as the No. 78 recruit • Helped Vashon High School to three state titles • 2024 Missouri High School Player of the Year.



25 // MARK MITCHELL // SR

| POINTS | REBS | FG PCT | 3P PCT | FT PCT |
|---|------|--------|--------|--------|
| 17.2 | 5.1 | 55.6 | 23.8 | 69.5 |
| CAREER BESTS PTS: 31 • REBS: 14 • ASST: 6 • STL: 5 • BLK: 3 | | | | |


Team captain • Named to Oscar Robertson Trophy Preseason Watch List • One of 11 players nationally to average 17 points, five rebounds and three assists this season.



35 // JACOB CREWS // GR

| POINTS | REBS | FG PCT | 3P PCT | FT PCT |
|---|------|--------|--------|--------|
| 13.1 | 4.4 | 53.8 | 50.0 | 81.1 |
| CAREER BESTS PTS: 35 • REBS: 17 • ASST: 3 • STL: 4 • BLK: 2 | | | | |

Scored his 1,000th career point on Nov. 25 • Leads Mizzou with 39 made triples, while ranking third nationally with his 50.0 percent 3-point mark.



45 // LUKE NORTHWEATHER // JR

| POINTS | REBS | FG PCT | 3P PCT | FT PCT |
|---|------|--------|--------|--------|
| 3.9 | 3.1 | 48.8 | 43.3 | 57.1 |
| CAREER BESTS PTS: 10 • REBS: 10 • ASST: 3 • STL: 2 • BLK: 2 | | | | |

Scored in double figures on Nov. 28, reaching the mark for the first time as a Tiger • Collected a career-best 10 rebounds versus VMI, his first collegiate start.