



MIZZOU

2025-26 MEN'S BASKETBALL GAME NOTES

30 NCAA TOURNAMENT APPEARANCES • 23 CONFERENCE CHAMPIONSHIPS • 21 ALL-AMERICANS • 48 NBA DRAFT SELECTIONS

2025-26 SCHEDULE

November

Mon	3	at Howard	W, 88-67
Fri	7	SOUTHEAST MISSOURI	W, 89-84
Sun	9	VMI	W, 106-68
Wed	12	MINNESOTA	W, 83-60
Mon	17	PRAIRIE VIEW A&M	W, 91-73
Thu	20	SOUTH DAKOTA	W, 102-68
Tue	25	SOUTH CAROLINA STATE	W, 98-66
Fri	28	CLEVELAND STATE	W, 86-59

December

Tue	2	^ at Notre Dame	L, 71-76
Sun	7	# at #21/21 Kansas	L, 60-80
Thu	11	ALABAMA STATE	W, 85-77
Sun	14	BETHUNE-COOKMAN	W, 82-60
Mon	22	% vs. #20/19 Illinois	L, 48-91

January

Sat	3	* #22/22 FLORIDA	W, 76-74
Wed	7	* at RV/RV Kentucky	W, 73-68
Sat	10	* at Ole Miss	L, 69-76
Wed	14	* RV/-- AUBURN	W, 84-74
Sat	17	* at LSU	L, 70-78
Tue	20	* #21/22 GEORGIA	L, 72-74
Sat	24	* OKLAHOMA (ESPN2)	1 p.m.
Tue	27	* at Alabama (SECN)	8 p.m.
Sat	31	* MISSISSIPPI STATE (SECN)	2:30 p.m.

February

Sat	7	* at South Carolina (SECN)	Noon
Wed	11	* at Texas A&M (SECN)	8 p.m.
Sat	14	* TEXAS (ESPN/2)	7:30 p.m.
Wed	18	* VANDERBILT (SECN)	8 p.m.
Sat	21	* at Arkansas (ESPN/2)	3/3:30 p.m.
Tue	24	* TENNESSEE (SECN)	8 p.m.
Sat	28	* at Mississippi State (SECN)	Noon

March

Tue	3	* at Oklahoma (ESPNU)	6 p.m.
Sat	7	* ARKANSAS (ESPN/2/U)	11 a.m.

* - Southeastern Conference Game
- StorageMart Border Showdown (Kansas City, Mo.)
% - McBride Homes Braggin' Rights (St. Louis, Mo.)
^ - ACC/SEC Challenge



MIZZOU TIGERS

13-6, 3-3 SEC

Head Coach: Dennis Gates
Career Record: 118-92
Record vs. Oklahoma: 1-1

AP Rank: n/a
Coaches: n/a
NET: No. 70



OKLAHOMA SOONERS

11-8, 1-5 SEC

Head Coach: Porter Moser
Career Record: 378-309
Record vs. Mizzou: 1-1

AP Rank: n/a
Coaches: n/a
NET: No. 76

MISSOURI vs OKLAHOMA

Columbia, Mo. • Mizzou Arena (15,061)
Saturday, Jan. 24 • 1 p.m.

TELEVISION

Station ESPN2
Play-by-Play Tom Hart
Analyst Jon Sundvold

RADIO

Station Tiger Radio Network
Satellite XM: 392 / SXM App: 982
Play-by-Play Mike Kelly
Analyst Chris Gervino

SERIES HISTORY

Overall Oklahoma, 116-98
at Missouri Missouri, 62-29
Under Dennis Gates Tied, 1-1
Last Meeting Oklahoma 96, Mizzou 84 (3/5/25)
Last 10 Games Tied, 5-5

MEDIA INFORMATION

Basketball SID Jason Veniskey
Office (573) 882-7826
Cell (585) 615-5316
E-mail jveniskey@missouri.edu

The Missouri Strategic Communications staff is available to assist home and visiting media. Contact Jason Veniskey for credentials, releases, statistics or general basketball info and for assistance arranging interviews with players and/or coaches.

The Mizzou men's basketball team renews its rivalry with Oklahoma on Saturday afternoon, hosting the Sooners at Mizzou Arena. Game time is set for 1 p.m. on ESPN2.

KEY MIZZOU NUMBERS

1

MU is the nation's only team to feature three players with two triples per game, while shooting 40% from three.

3

Three Tigers – Shawn Phillips Jr., Jayden Stone and Jacob Crews – rank in MU's top four all-time for single-season effective field goal percentage.

34

MU is a perfect 10-0 this season when making 34 percent of its triples but has lost its last six when held under the number.

41.1

Mizzou has held teams to 41.1 percent shooting in SEC games – its lowest mark since joining the league.

74.0

The Tigers rank first during SEC play with a scoring defense of 74.0 points.

214

Mizzou has played Oklahoma 214 times previously, making OU its fifth-most played school.

MISSOURI'S LAST GAME STARTERS



0 ROBINSON II
Jr • G

9.9 PPG

3.7 APG

1.9 SPG

41.3 FG%




17 STONE
Gr • G

15.0 PPG

5.2 RPG

2.7 APG

56.5 FG%




35 CREWS
Gr • G/F

11.6 PPG

4.4 RPG

51.4 FG%

46.9 3P%



25 MITCHELL
Sr • G/F

17.3 PPG

5.3 RPG

3.2 APG

55.6 FG%



15 PHILLIPS JR.
Sr • C

7.8 PPG

4.6 RPG

1.5 BPG

69.5 FG%


PHOTO ROSTER



0 Anthony Robinson II
 Jr • G • 6-3 • 185
 Tallahassee, Fla.

1 Aaron Rowe
 Fr • G • 6-2 • 155
 Columbia, Mo.

5 T.O. Barrett
 So • G • 6-4 • 205
 Oklahoma City, Okla.



6 Annor Boateng
 So • G • 6-6 • 220
 Little Rock, Ark.

7 Trent Burns
 Fr • C • 7-5 • 260
 Cypress, Texas

11 Trent Pierce
 Jr • G/F • 6-10 • 225
 Tulsa, Okla.



12 Sebastian Mack
 Jr • G • 6-3 • 195
 Chicago, Ill.

14 Jevon Porter
 Sr • F • 6-11 • 230
 Columbia, Mo.

15 Shawn Phillips Jr.
 Sr • C • 7-0 • 245
 Dayton, Ohio



17 Jayden Stone
 Gr • G • 6-4 • 185
 Perth, Australia

24 Nicholas Randall
 Fr • G/F • 6-9 • 240
 St. Louis, Mo.

25 Mark Mitchell
 Sr • G/F • 6-9 • 230
 Kansas City, Kan.



35 Jacob Crews
 Gr • G/F • 6-8 • 215
 Hilliard, Fla.

45 Luke Northweather
 Jr • F • 6-11 • 235
 Jefferson City, Mo.

2025-26 MIZZOU TIGERS ROSTER

#	Name	Pos	Yr	Ht	Wt	Hometown/Last School
0	Anthony Robinson II	G	Jr.	6-3	285	Tallahassee, Fla. / Florida State University HS
1	Aaron Rowe	G	Fr.	6-2	155	Columbia, Mo. / Father Tolton HS
5	T.O. Barrett	G	So.	6-4	205	Oklahoma City, Okla. / Link Academy
6	Annor Boateng	G	So.	6-6	220	Little Rock, Ark. / Little Rock Central HS
7	Trent Burns	C	Fr.	7-5	260	Cypress, Texas / Good Vision Academy
11	Trent Pierce	G/F	Jr.	6-10	225	Tulsa, Okla. / AZ Compass Prep
12	Sebastian Mack	G	Jr.	6-3	195	Chicago, Ill. / UCLA
14	Jevon Porter	F	Sr.	6-11	230	Columbia, Mo. / Loyola Marymount
15	Shawn Phillips Jr.	C	Sr.	7-0	245	Dayton, Ohio. / Arizona State
17	Jayden Stone	G	Gr.	6-4	185	Perth, Australia / West Virginia
24	Nicholas Randall	G/F	Fr.	6-9	240	St. Louis, Mo. / AZ Compass Prep
25	Mark Mitchell	G/F	Sr.	6-9	230	Kansas City, Kan. / Duke
35	Jacob Crews	G/F	Gr.	6-8	215	Hilliard, Fla. / UT Martin
45	Luke Northweather	F	Jr.	6-11	235	Jefferson City, Mo. / Oklahoma

MIZZOU COACHING & SUPPORT STAFF



Dennis Gates
 Whitten Family Head Coach
 California '01
 Overall Record: 118-92 (Seventh year)
 Record at Mizzou: 68-52 (Fourth year)



Kyle Smithpeters
 Assoc Head Coach

Ryan Sharbaugh
 Assistant Coach

Matt Cline
 Assistant Coach

Steve Wright
 Assistant Coach

David "Dickey" Nutt
 Assistant Coach

Support Staff

David Carter, Special Asst. to Head Coach	Sean Conaty, Dir. of Athletic Performance
Tim Fuller, General Manager	Chris Perrin, Senior Athletic Trainer
Griffin McHone, Director of Operations	Tim Reusche, Creative Director

PRONUNCIATION GUIDE

Name	Pronunciation
Annor Boateng	ON-err BOW-ah-tang

BY THE NUMBERS

Mizzou	Stats	Oklahoma
80.7	Scoring	>>> 83.5
50.5 <<<	FG Pct	46.4
35.9 <<<	3FG Pct	34.3
68.0	FT Pct	>>> 73.3
36.1 <<<	Rebounds	34.4
15.2 <	Assists	> 15.2
12.7	Turnovers	>>> 9.6
72.3 <<<	Scoring Def.	75.3
41.5 <<<	FG% Def.	42.9
35.6	3FG% Def.	>>> 34.5
3.5	Blocks	>>> 4.4
7.4 <<<	Steals	6.6

SERIES FACTS & FIGURES

All-Time Series	Oklahoma, 116-98
at Missouri	Missouri, 62-29
at Kansas	Oklahoma, 66-22
Neutral Site	Oklahoma, 21-14
Postseason	??
Current Streak	Oklahoma, 1
Last 10 Games	Tied, 5-5

Missouri Superlatives	
Most Points	105, 2/9/1989
Fewest Points Allwd (Shot Clock Era)....	43, 1/17/1904
Largest Win	44, 3/4/1922

Oklahoma Superlatives	
Most Points	120, 2/6/1988
Fewest Points Allwd (Shot Clock Era)....	45, 1/17/2004
Largest Win	36, 2/3/1996

LAST 30 MEETINGS

3/8/96	N	W, 92-88	1/21/02	A	L, 71-84	3/4/09	H	W, 73-64
2/15/97	H	W, 80-73	3/23/02	N	L, 75-81	1/16/10	A	L, 61-66
3/8/97	N	W, 89-80	2/26/03	H	W, 67-52	2/12/11	H	W, 84-61
2/21/98	A	L, 76-80	3/16/03	N	L, 47-49	1/3/12	H	W, 87-49
3/6/98	N	L, 53-58	1/17/04	A	W, 45-43	2/6/12	A	W, 71-68
2/15/99	H	L, 57-69	2/12/05	H	W, 68-65	12/5/14	A	L, 63-82
2/26/00	A	L, 56-83	3/11/05	N	L, 79-83	11/26/19	N	L, 66-77
3/10/00	N	L, 80-84	1/10/06	A	W, 71-69	3/20/21	N	L, 68-72
2/19/01	H	L, 61-63	2/20/07	H	W, 72-68	2/12/25	H	W, 82-58
3/9/01	N	L, 65-67	3/8/08	A	L, 66-75	3/5/25	A	L, 84-96

ALL-TIME SERIES RESULTS



MIZZOU vs SOONERS

No.	Player	GP	Pts	Reb	Asst	Other
0	Anthony Robinson II	2	6.0	2.5	1.5	50.0 FG%
1	Aaron Rowe	0	--	--	--	--
5	T.O. Barrett	2	3.0	0.0	0.0	75.0 FG%
6	Annor Boateng	2	0.5	0.0	0.5	0.5 SPG
7	Trent Burns	0	--	--	--	--
11	Trent Pierce	2	2.5	1.5	0.5	33.3 3P%
12	Sebastian Mack	0	--	--	--	--
14	Jevon Porter	0	--	--	--	--
15	Shawn Phillips Jr.	0	--	--	--	--
17	Jayden Stone	0	--	--	--	--
24	Nicholas Randall	0	--	--	--	--
25	Mark Mitchell	2	21.5	1.5	3.0	65.0 FG%
35	Jacob Crews	2	6.0	2.0	0.5	50.0 3P%
45	Luke Northweather	0	--	--	--	--

PROMOTIONS

- Mizzou is hosting a canned food drive to support the Food Bank for Central & Northeast Missouri.

ABOUT THE TIGERS

- Missouri owns a 13-6 overall record in 2025-26 with a 3-3 mark in SEC play.
- Mizzou has dropped two tight contests in a row, falling at LSU, 78-70, last Saturday and versus No. 21 Georgia, 74-72, on Tuesday.
- Mark Mitchell leads MU with 17.3 points and 5.3 rebounds, while ranking second with 3.2 assists.
- Overall, four Tigers are scoring in double figures with **Jayden Stone** (15.0), **Jacob Crews** (11.6), **Trent Pierce** (10.0) following Mitchell's lead.
- Anthony Robinson II** leads the Tigers with 3.7 assists per game, while **Shawn Phillips Jr.** has a team-best 1.5 blocks per game.
- Mizzou owns a scoring offense of 80.7 points with a scoring defense of 72.3.

ABOUT THE SOONERS

- Oklahoma enters the weekend with an overall record of 11-8 and a 1-5 mark in SEC play.
- OU has lost its last five games, falling at South Carolina on Tuesday, 85-76.
- Zxayvier Brown leads the team with 16.3 points and 3.2 assists per game.
- Nijel Pack and Tae Davis follow with 15.2 and 13.2 points per game, respectively.
- Mohamed Wague has a team-best 6.9 rebounds.
- The Sooners are averaging 83.5 points, while allowing 75.3.

SERIES HISTORY

- Oklahoma holds a 116-98 edge in 214 all-time meetings in the series.
- With 214 games played, it is Mizzou's fifth-most played series in its history – trailing only Kansas (272), Iowa State (237), Kansas State (237) and Nebraska (219).
- The schools split a pair of games last season in their first matchups as SEC foes with each team winning on its home court.
- Mizzou is 62-29 versus the Sooners in Columbia, including a perfect 6-0 at Mizzou Arena.

DEFENSE LEADS TIGERS

- Mizzou has been led by its defense early in SEC play this season.
- In six conference games, the Tigers are allowing only 74.0 points per game. Mizzou currently ranks first in SEC games only in scoring defense.

Top Scoring Defense – SEC Games Only

1. Missouri	74.0	3. LSU	76.8
2. Florida	75.7	Texas A&M	76.8

- On Tuesday, Mizzou held the nation's top scoring offense (Georgia) to 22 points under its average.

NO EASY SHOTS

- Not only do the Tigers rank first in the SEC in scoring defense but also ranks first with a field goal percentage defense of 41.1 in SEC games – its top mark since joining the league in 2012.
- Mizzou's best mark currently came in 2017-18 when it held SEC foes to 41.8 percent shooting.
- MU has been anchored by its 2-point defense, this season, ranking 30th by allowing teams to shoot 46.2 percent inside the arc – the team's lowest tally allowed since 2017-18 (45.4 percent).

MAGIC NUMBER IS 73

- Offensively, the goal for the Tigers this season is simply to score 73 points.
- Mizzou is a perfect 13-0 when tallying at least 73 points but are 0-6 when failing to reach the mark.
- Overall, the Tigers are averaging 80.7 points during the 2025-26 season – tallying 87.9 points in their 13 wins and 65.0 in their six defeats.

MAKING YOUR THREES

- To reach their goal of 73 points, the Tigers need to be efficient from beyond the arc.
- Mizzou is a perfect 10-0 this season when making at least 34 percent of its 3-point attempts.
- On the other end, MU is 3-6 when making less than 34 percent from beyond the arc – losing each of its last six games when held under the mark.
- Mizzou is making 39.7 percent in its 13 wins this season and 28.5 percent in its six defeats.

TRIPLE THREATS

- The good news is that the Tigers feature multiple long-range threats in **Jacob Crews**, **Trent Pierce** and **Jayden Stone**.
- In fact, Missouri is only team in the country to feature three players averaging at least two made triples per game, while also shooting 40 percent from beyond the arc.
- Overall, MU ranks fourth in the SEC and 82nd in the nation with a 3-point clip of 35.9 percent.

HOME SWEET HOME

- Mizzou owns one of the top home-court advantages in the country over the last two years.
- Since the beginning of the 2024-25 season, the Tigers are 29-3 at Mizzou Arena.
- Mizzou's 29 home wins during the last two years are the second-most in the nation, behind only George Mason with 31.

Most Home Wins Last 2 Years	24-25	25-26	Total
1. George Mason	18-2	13-0	31-2
2. Missouri	18-2	11-1	29-3
3. Saint Mary's High Point	16-1	12-0	28-1
	16-1	12-1	28-2

- The Tigers own an 11-1 record at Mizzou Arena in 2025-26, including a 2-1 mark in SEC play.

QUICK FACTS

BASIC INFORMATION

Location	Columbia, Mo.
Founded	1839
Enrollment	32,105
Nickname	Tigers
Colors	Black & Gold
Mascot	Truman the Tiger
Conference	Southeastern Conference
Chancellor	Mun Choi
Director of Athletics	Laird Veatch
Faculty Athletic Rep	Pamela Bruzina
Official Website	MUTigers.com

HOME ARENA

Arena	Mizzou Arena
Court	Norm Stewart Court
Capacity	15,061
Opened	2004

TEAM INFORMATION

2024-25 Final Record	22-12 (.647)
SEC Record/Finish	10-8 / t-6th
SEC Tournament	1-1
Postseason	NCAA First Round
Lettermen Returning/Lost	7/9
Starters Returning/Lost	3/2
Newcomers	5
Social Media	@MizzouHoops

MIZZOU HISTORY

First Season	1906-07
All-Time Record *	1,726 - 1,263 (.577)
All-Time SEC Record *	78 - 152 (.339)
Conference Regular-Season Titles	15
	1918, 1920, 1921, 1922, 1930, 1939, 1940, 1976, 1980, 1981, 1982, 1983, 1987, 1990, 1994
Conference Tournament Titles	Eight
	1978, 1982, 1987, 1989, 1991, 1993, 2009, 2012
NCAA Tournaments *	30
	1944, 1976, 1978, 1980, 1981, 1982, 1983, 1986, 1987, 1988, 1989,1990, 1992, 1993, 1994*, 1995, 1999, 2000, 2001, 2002, 2003, 2009, 2010, 2011, 2012, 2013, 2018, 2021, 2023, 2025

* - record reflects 23 vacated wins from the 2013-14 season (nine SEC victories) and three vacated tournament wins from 1993-94 season

MR. VERSATILE, MARK MITCHELL

- **Mark Mitchell** has led the charge for Mizzou and has started the season on an elite level.
- Mitchell is averaging a team-best 17.3 points and 5.3 boards, while ranking second with 3.2 assists.
- In fact, he is one of only 12 players in the nation tallying 17 points, five boards and three assists.
- The last Tiger to average 17 points, five boards and three assists was Big Eight Player of the Year Anthony Peeler during the 1991-92 campaign.

TOP RANKS FOR MITCHELL

- With his strong start to the season, **Mark Mitchell** ranks among the nation's best in multiple stats.
- The senior currently ranks eighth in the SEC and 117th nationally with his 17.3 points per game.
- Efficiency is the key in Mitchell's game as he ranks third in the conference and 59th nationally with a field-goal clip of 55.6.
- Mitchell is also one of the nation's best at getting to the free-throw line – ranking 29th in attempts (140) and 62nd in makes (94).

ROBINSON KEY TO SUCCESS

- The player that the Tigers need to get going if they hope to win is **Anthony Robinson II**.
- Robinson is averaging 5.5 more points in wins and shooting 24 percent better from the field. He also tallies twice as many turnovers in losses.

Anthony Robinson II Stats	Wins	Losses
Points Per Game	11.7	6.2
Field Goal Percentage	48.6	24.4
3-Point Percentage	37.5	13.6
Assists/Turnovers	54/19	17/17
Assist-To-Turnover Ratio	2.84	1.00

- Overall, Robinson is averaging 9.9 points and 3.7 assists per game in 2025-26.

THE CREWS MISSILE

- Graduate student **Jacob Crews** has been one of the top shooters nationally this season.
- Crews leads the Tigers with 45 made 3-pointers and a clip of 46.9 percent from beyond the arc.
- Of players that have made at least two triples per game, Crews ranks 15th in the nation with his 3-point clip of 46.9 percent.
- Overall, Crews is third on the team with 11.6 points this year.

DIFFERENCE MAKERS

- It's been a welcomed return in SEC play for **Trent Pierce** and **Jayden Stone**.
- In its six SEC games, the duo has averaged a combined 26.7 points, 9.3 rebounds, 4.0 assists and 2.5 steals in their returns from injury.
- A starter last season, Pierce missed the first 13 games with a lower-body injury, while Stone had missed the last seven games of non-conference action with a hand injury.

ONE OF THE BEST SHOOTING TEAMS

- Overall, **Mark Mitchell's** efficiency has also been a team stat as MU ranks as one of the best shooting teams in the country.
- Mizzou is making 50.5 percent of its field goals this season with a 3-point clip of 35.9 percent.
- The Tigers rank 18th nationally with its 50.5 percent overall clip, 24th in effective field goal percentage (57.2), 23rd in 2-point percentage (59.3) and 82nd with its 3-point clip of 35.9.

MORE EFFICIENT SHOOTERS

- Not only are the Tigers shooting the ball well as a team, but Mizzou has three of its most efficient shooters in school history this season.
- **Shawn Phillips Jr.**, **Jayden Stone** and **Jacob Crews** all rank in the top four for a single-season in school history in effective field goal percentage.

Effective FG Pct. Record	2FG	3FG	EFG%
1. Shawn Phillips Jr. (2025-26)	57-82	0-0	69.5
2. Ricardo Ratliffe (2011-12)	210-303	0-0	69.3
3. Jayden Stone (2025-26)	36-49	25-59	68.1
4. Jacob Crews (2025-26)	27-44	45-96	67.5
5. Matt Lawrence (2006-07)	34-54	81-183	65.6

CONSISTENT SHOOTING

- The key to the Tigers ranking among the nation's best shooters is their consistency.
- Mizzou has eclipsed 50 percent shooting in 11 of 17 games this season.
- The Tigers are one of 17 schools with 11 games of at least 50 percent shooting.

50 PERCENT EQUALS WINS

- As Mizzou continues to make 50 percent of its field goals, it continues to pile up the wins.
- The 50 percent mark is almost a guaranteed win for the Tigers as MU is now 41-1 under Coach Gates when hitting the mark, including 23-0 since the start of the 2024-25 season.

STONE COLD

- After a successful start to his Mizzou career, the Tigers certainly missed **Jayden Stone** during his time out with a hand injury.
- Before his injury, Stone was the first Tiger to score 10-plus points in his first six career games at Mizzou since Jordan Clarkson in 2013.
- In six games since returning from injury, Stone is averaging 16.7 points, 5.8 boards and 2.7 assists.
- Overall, Stone is second on the team with 15.0 points, second with 5.2 rebounds and third with 2.7 assists per game.

SPECIALTY STATS

Opp.	Off TO	Paint	2nd Ch	Fast Br	Bench
Howard	15	46	20	25	39
SEMO	17	46	8	16	24
VMI	30	60	30	27	37
Minnesota	11	32	9	9	41
PV A&M	15	44	15	17	42
S Dakota	24	56	13	12	34
S Carolina St	14	54	36	9	44
Cleveland St	21	40	20	6	47
Notre Dame	23	34	8	22	31
Kansas	9	28	11	15	21
Alabama St.	15	46	13	9	22
Bethune-Cook.	23	50	21	13	18
Illinois	12	18	5	3	21
Florida	9	32	9	11	17
Kentucky	17	40	4	7	12
Ole Miss	9	34	8	6	10
Auburn	13	32	7	22	31
LSU	7	26	13	5	20
Georgia	10	36	10	11	17
TOTAL	294	754	260	245	528
Avg	15.5	39.7	13.7	12.9	27.8

LARGEST LEADS & DEFICITS

Victory	38, vs. VMI, 11/9
Defeat	43, vs. Illinois, 12/22
Lead	38, vs. VMI, 11/9
Lead Blown.....	12, 2x (last at Notre Dame, 12/2)
Lead in Loss	12, at Notre Dame, 12/2)
Halftime Lead.....	25, vs. South Carolina State, 11/25
Halftime Lead Blown	7, at Notre Dame, 12/2
Halftime Lead in Loss	7, at Notre Dame, 12/2
Deficit	43, vs. Illinois, 12/22
Deficit Overcome	10, vs. Georgia, 1/21
Deficit in Win.....	9, 2x (last vs. Minnesota, 11/12)
Halftime Deficit	16, vs. Illinois, 12/22
Halftime Deficit Overcome..	5, vs. SE Missouri, 11/7
Halftime Deficit in Win	5, vs. SE Missouri, 11/7

ACTIVE CAREER LEADERS

Games Played	Mark Mitchell	120
Games Started	Mark Mitchell	119
Minutes	Mark Mitchell	3,411
Points.....	Mark Mitchell	1,488
3-Pointers	Jacob Crews	205
Rebounds.....	Jevon Porter	616
Assists	Anthony Robinson II	214
Blocks	Shawn Phillips Jr.	92
Steals	Anthony Robinson II	142
Field Goal Pct.....	Shawn Phillips Jr.	59.0
3-Point Pct.	Jacob Crews	37.9
FT Pct.	Jacob Crews	80.4

PIERCING IMPACT

- **Trent Pierce** has also returned from injury to play a significant role in Mizzou's start in the SEC.
- In six games in the lineup, Pierce is tallying 10.0 points, 3.5 rebounds, 1.3 assists and 1.3 steals.
- Pierce has also proven to be strong shooter – making 51.2 percent of his field goals and 44.8 percent from 3-point range.
- The junior scored a season-best 18 points in Mizzou's win over Auburn – matching a career-high with five made 3-pointers.

BARRETT ADDS ANOTHER THREAT

- **T.O. Barrett** is playing the best basketball of his young career right now.
- Over the last three games, Barrett is averaging 11.0 points – shooting 50.0 percent from the field – with 4.7 rebounds and 3.3 assists per game.
- The sophomore tallied back-to-back games with 10-plus points against Auburn (13) and LSU (11) for the first time in his career.
- In fact, Barrett scored 10-plus points just once in his first 35 appearances prior to last week.
- Barrett also ranks fourth on the team with 2.5 assists – recording at least three in 10 of the last 13 contests.

DOUBLE-DIGIT THREATS

- One key to the MU's success on the offensive side this season is its number of weapons.
- Of the 13 players to feature for MU this year, 11 have scored in double figures at least once.
- **Trent Pierce** became the latest Tiger to reach the mark, scoring in double figures in his season debut on Jan. 3.

ROBINSON ANCHORS DEFENSE

- **Anthony Robinson II** entered the season as the frontrunner for the league's Defensive Player of the Year accolade and has not disappointed.
- Robinson currently ranks fourth in the SEC and 64th nationally with 1.95 steals per game.

THE LONE RETURNER

- The reason why junior **Anthony Robinson II** is a top candidate for SEC Defensive Player of the Year is his history from past seasons.
- Robinson was named to the SEC's five-man All-Defensive Team as a sophomore. In fact, he is the only player returning from last year's team (other four were graduating seniors).

PHILLIPS DOUBLES UP

- Senior center **Shawn Phillips Jr.** made an early splash in his tenure in the Black & Gold.
- Phillips has collected two double-doubles this

- season – one in the opener at Howard (16 points and 11 boards) and another versus Prairie View A&M (12 points and 13 rebounds).
- The double-double in the opener is the first for a Tiger in his MU debut since Ronnie DeGray in 2021.
- Through 17 games this season, Phillips has tallied 7.8 points and ranks third with 4.6 boards – shooting 69.5 percent from the field.
- Phillips also leads Mizzou, ranks seventh in the SEC and 97th in the country with 1.47 blocks.

GETTING TO THE LINE

- One area where the Tigers would like to take advantage of is the free-throw line.
- Last season, Mizzou ranked second nationally with 19.7 makes per game from the free-throw line and third with 27.0 attempts.
- This year, however, the Tigers are 11th in the SEC in attempts per game (23.1) and 14th in makes from the charity stripe (15.7), while placing 16th with a clip of 68.0 percent.

AND-ONE

- Not only does **Mark Mitchell** lead the team in free throw makes and attempts this season but he also is elite at finishing through contact.
- Mitchell has a team-best 23 and-ones in 2025-26 – averaging 1.2 per game.

THE MISSING PIECE

- The one player that the Tigers would like to take advantage of drawing contact is **Anthony Robinson II**.
- Last season, Robinson was second on the team with 140 free-throw attempts (4.2 per game).
- This year, however, Robinson has had his attempts minimized despite playing more minutes.
- Robinson's fouls drawn per 40 minutes has gone from 5.2 to 3.9, while his free-throw rate went from 79.5 to 45.3.

STRONG FROM THE START

- The Tigers pulled off a number of firsts to open league play.
- Mizzou won its first two conference games for the first time in its 14 years in the SEC.
- Perhaps most impressive about its 2-0 start, MU defeated the top two teams in the SEC preseason poll – topping Florida and winning for the first time ever in 10 tries at Kentucky.

BIG VICTORY

- The Tigers made an early statement on Nov. 12, posting an 83-60 victory over Minnesota.
- The 23-point win marks the largest for MU in 147 games versus the Big Ten Conference – surpassing its previous high of 22 (Illinois in 2022).

STATISTIC RANKINGS

Team	Stat	SEC	NCAA
Scoring Offense			
Field Goal Pct.	80.7	13th	98th
Effective Field Goal Pct.	50.5	1st	18th
3-Point FG Per Game	57.2	2nd	24th
3-Point Pct.	7.6	11th	206th
FTM Per Game	35.9	4th	82nd
FTA Per Game	15.7	14th	148th
Free Throw Pct.	23.1	11th	99th
Offensive Rebounds	68.0	16th	309th
Assists	11.4	12th	172nd
Turnovers Per Game	15.2	9th	119th
Assist-Turnover Ratio	12.7	15th	255th
Fastbreak Points	1.20	14th	196th
Bench Points	12.9	9th	94th
	27.8	7th	79th
Scoring Defense			
Field Goal Pct. Def.	72.3	6th	142nd
3-Point Pct. Def.	41.5	4th	65th
Defensive Rebounds	35.6	16th	301st
Blocks	24.7	15th	190th
Steals	3.5	13th	164th
Turnovers Forced	7.4	8th	131st
	11.8	9th	209th
Scoring Margin	+8.4	11th	87th
Rebounds Per Game	36.1	14th	185th
Rebound Margin	+4.5	7th	80th
Turnover Margin	-0.9	14th	263rd
Fouls Per Game	17.7	8th	186th

Individual	Stat	SEC	NCAA
Points Per Game			
Mark Mitchell	17.3	8th	117th
Field Goal Percentage			
Mark Mitchell	55.6	3rd	59th
3-Point Field Goals Per Game			
Jacob Crews	2.37	11th	158th
Free Throws Made			
Mark Mitchell	94	3rd	62nd
Free Throw Attempts			
Mark Mitchell	140	3rd	29th
Assists Per Game			
Anthony Robinson II	3.7	8th	209th
Assist-to-Turnover Ratio			
Anthony Robinson II	1.97	12th	208th
Steals Per Game			
Anthony Robinson II	1.95	4th	64th
Blocks Per Game			
Shawn Phillips Jr.	1.47	7th	97th

as of Jan. 22

SEC STANDINGS

School	SEC			Overall			Home	Away	Neutral
	W	L	Pct.	W	L	Pct.			
Texas A&M	5	1	.833	15	4	.790	11-1	3-2	1-1
Florida	5	1	.833	14	5	.737	8-0	2-2	3-3
Georgia	4	2	.667	16	3	.842	11-1	2-2	2-1
Arkansas	4	2	.667	14	5	.737	12-0	1-3	1-2
Kentucky	4	2	.667	13	6	.684	10-2	2-2	1-2
Alabama	3	2	.600	13	5	.722	6-2	3-1	4-2
Vanderbilt	3	3	.500	16	3	.842	9-1	4-2	3-0
Missouri	3	3	.500	13	6	.684	11-1	2-3	0-2
Auburn	3	3	.500	12	7	.632	8-1	1-3	3-3
Ole Miss	3	3	.500	11	8	.579	7-3	2-2	2-3
Tennessee	2	3	.400	12	6	.667	10-1	0-3	2-2
South Carolina	2	4	.333	11	8	.579	10-3	1-3	0-2
Texas	2	4	.333	11	8	.579	8-3	1-3	2-2
Mississippi State	2	4	.333	10	9	.526	7-3	2-2	1-4
LSU	1	5	.167	13	6	.684	9-2	1-3	3-1
Oklahoma	1	5	.167	11	8	.579	8-2	1-4	2-2

MITCHELL EARNS PRESEASON NODS

- Senior **Mark Mitchell** is one of the top returners in the SEC and in the nation this season.
- Mitchell is one of 50 players named to the Oscar Robertson Trophy Preseason Watch List – which is presented to the men's national player of the year by the USBWA.
- The senior was also named to the Preseason All-SEC Second Team.
- Mitchell leads MU with 17.3 points and 5.3 boards this campaign, ranking second with 3.2 assists.

TOP RETURNING SCORER

- Senior **Mark Mitchell** led the Tigers in scoring as a junior and is back for more in 2025-26.
- Mitchell tallied 13.9 points per game – shooting 50.5 percent from the field and leading the team in free-throws made (142) and attempts (212).
- In fact, Mitchell's 13.9 points are the most by a returning Tiger since Marcus Denmon in 2011-12 (he averaged 16.9 in 2010-11).

FLYING HIGH

- There is one thing you can't teach on the court and that is height, which Mizzou owns a lot of.
- The Tigers average height in 2025-26 is 79.79 inches (nearly 6-foot-8).
- Mizzou's height is nearly an inch taller than the second-previous tallest team in school history (79.00 in 2017-18) and more than a half inch taller than any other team in the SEC.

Tallest Mizzou Teams

1. 2025-26	79.79	3. 1995-96	78.87
2. 2017-18	79.00	4. 1988-89	78.86

Tallest SEC Teams

1. Missouri	79.79	3. Kentucky	79.06
2. Florida	79.27	4. Mississippi State	78.87

- **Trent Burns** (7-5) is also tied for the tallest player in MU history and second tallest player nationally.

RETURNING EXPERIENCE

- The Tigers take on the 2025-26 campaign with a number of familiar faces.
- Mizzou is the only team in the SEC with three returning starters from last season with **Mark Mitchell**, **Trent Pierce** and **Anthony Robinson II** all back for MU.
- Overall, it marks the first time that MU returns three starters since the 2020-21 campaign.

BREAKOUT CANDIDATE

- **Anthony Robinson II** has been identified as one to watch this season.
- Robinson was named one of 10 breakout players for the 2025-26 campaign by Andy Katz and one of 20 by Jon Rothstein.
- Robinson tallied 9.0 points per game during his sophomore season, leading Mizzou with 3.5 assists and 2.0 steals per game.

CREWS IMPROVEMENT

- **Jacob Crews'** strong shooting early this season shouldn't be much of a surprise as he finished his first season in the Black & Gold strong as well.
- In his last 14 games of 2024-25, Crews shot 38.9 percent from 3-point range after sinking 29.2 percent in his first 19 games at Mizzou.
- Crews has gone even further this season as he is now averaging 11.6 points with a 3-point mark of 46.9 percent.
- Crews has connected on a team-best 45 triples through 19 games this season – last season, he had 18 through the season's first 19 contests.

MIZZOU RECORD WHEN...			
	2025-26	Gates Era	Streak
Overall	13-6	68-52	L2
Home	11-1	51-17	L1
Road	2-4	12-26	L2
Neutral	0-1	5-9	L3
SEC Games	3-3	24-36	L2
Home	2-1	16-14	L1
Road	1-2	8-22	L1
Non-Conference	10-3	44-16	L1
Home	9-0	35-3	W21
Road	1-2	4-4	L2
Neutral	0-1	5-9	L3
vs. Ranked Teams	1-3	12-18	L1
vs. Unranked Teams	12-3	56-34	L1
November	8-0	28-3	W14
December	2-3	13-8	L1
January	3-3	12-17	L2
February	--	10-13	W1
March	--	5-11	L2
Monday	2-1	7-2	L1
Tuesday	1-2	12-9	L2
Wednesday	3-0	12-9	W3
Thursday	2-0	7-1	W2
Friday	2-0	6-3	W2
Saturday	1-2	16-25	L2
Sunday	2-1	8-4	W3
Leading at Halftime	11-1	54-12	W4
Trailing at Halftime	1-5	11-38	L5
Tied at Halftime	1-0	3-1	W1
Leading w/ 5:00 Left	12-1	60-6	W4
Trailing/Tied w/ 5:00 Left	1-5	8-46	L3
Overtime	--	2-2	L2
Decided by 1-5 points	3-2	14-12	L1
Decided by 6-10 points	2-2	15-19	L1
Decided by 11+ points	8-2	39-21	L1
Scoring 100+ Points	2-0	9-0	W53
Scoring 90-99	2-0	9-1	W2
Scoring 80-89	7-0	35-8	W7
Scoring 70-79	2-3	12-14	L2
Scoring 60-69	0-2	3-20	L12
Scoring 59 or less	0-1	0-9	L20
Opponent scores 100+	--	0-1	L8
Opp. Scores 90-99	0-1	3-12	L6
Opp. Scores 80-89	1-1	8-13	L1
Opp. Scores 70-79	4-4	22-19	L2
Opp. Scores 60-69	7-0	26-8	W7
Opp. Scores 59 or less	1-0	9-0	W9
Missouri FG% ≥ 50.0	11-0	41-1	W23
Opp. FG% ≥ 50.0	0-1	8-16	L6
Missouri FG% < 40.0	0-2	0-22	L32
Opp. FG% < 40.0	6-1	25-4	L1
MU Outshoots Opp.	13-3	59-11	L2
Opp. Outshoots MU	0-3	9-41	L9
Attempts More FTs	11-3	46-11	L1
Attempts Fewer FTs	2-2	23-39	L1
FTs Even	--	1-2	L2
Outrebound Opp.	8-1	30-6	L1
Outrebounded	4-5	34-45	L2
Rebounds Equal	1-0	4-1	W1
Commits Fewer Turnovers	6-2	54-26	W1
Commits More Turnovers	6-4	9-19	L2
Turnovers Even	1-0	5-7	W1
Commits Fewer Fouls	8-3	42-12	L1
Commits More Fouls	5-3	25-32	L1
Fouls Even	--	1-8	L2

MILESTONE WATCH

- **Jacob Crews** (Nov. 25) and **Jayden Stone** (Jan. 20) both joined the 1,000-point club this season.
- The duo joined **Mark Mitchell** and **Jevon Porter** in the club as the Tigers now boast four players with 1,000-plus points in their careers.

Mizzou Active Scoring Leaders			
1. Mark Mitchell	1,488	3. Jacob Crews	1,139
2. Jevon Porter	1,177	4. Jayden Stone	1,005

OH CAPTAIN! MY CAPTAIN!

- Three Tigers are serving as team captains during the 2025-26 campaign.
- **Mark Mitchell**, **Trent Pierce** and **Anthony Robinson II** are all set to serve in leadership roles this season.

LEARNING FROM THE POINT GOD

- **Anthony Robinson II** spent some of his summer learning from Chris Paul as he was one of 12 players nationally to earn an invite to his camp.
- Robinson participated in the Chris Paul Elite Guard Camp from July 29 to August 1 this summer.

TIGERS SIGNS TOP CLASS

- The Tigers made a splash in November by signing one of the nation's top-ranked recruiting class.
- MU signed **Jason Crowe Jr.** (No. 5 in ESPN100), **Toni Bryant** (No. 14) and **Aidan Chronister** (No. 83).
- Overall, Mizzou originally had the No. 1 class on signing day and now ranks No. 2 nationally, behind Duke and its top-ranked class.

TAKING THE SHOW ON THE ROAD

- The Tigers went on the road to open the 2025-26 season, putting on a show at Howard.
- Mizzou's win marks the first time it won a road season opener since 2003, while the 21-point win is its largest since in a road opener since a 52-29 win at Saint Louis in 1941.
- The Tigers were the only power conference school to open with a win in a true road game.

MU SLATED SEVENTH IN SEC POLL

- Missouri was picked to finish seventh in the SEC this season, as voted on by the league's media.
- It marks the Tigers' highest preseason selection since being voted fifth in 2017-18.
- Defending national champion Florida was first in the preseason rankings, followed by Kentucky, Tennessee, Alabama and Arkansas in the top five.

SHOW ME STATE

- The Tigers have a Missouri look to the team in 2025-26.
- After not featuring a player from the state in the previous three seasons, four Tigers are playing in their home state this season.

- **Jevon Porter** and **Aaron Rowe** are both from Columbia with **Luke Northweather** also from mid-Missouri in nearby Jefferson City. **Nicholas Randall** is the final native Missourian, from St. Louis.
- It marks the most players from the Show Me State to feature for Mizzou since six were on the 2017-18 roster.

EIGHT CORE VALUES

- One goal of Coach Gates in building a program is to instill eight core values in the student-athletes that they carry into the classroom, on the court and into the community.
- The eight core values are: friendship, love, accountability, trust, discipline, unselfishness, enthusiasm and toughness.

TIGERS IN THE NBA

- Five former Tigers tipped are continuing their playing career in the NBA this season with another five on staffs.
- **Tamar Bates** (Nuggets), **Kobe Brown** (Clippers), **Jordan Clarkson** (Knicks), **Michael Porter Jr.** (Nets) and **Dru Smith** (Heat) are all on rosters this season.
- In the front office, former MU players include **Josh Kroenke** (Nuggets President), **Quin Snyder** (Hawks coach), **DeMarre Carroll** (Suns assistant), **Larry Drew** (Clippers assistant) and **Jarrett Sutton** (Pelicans scout).

NBA FAMILY TIES

- A pair of current Tigers have family ties that reach to the NBA.
- **Jevon Porter** is the brother of current Brooklyn Net and former Tiger Michael Porter Jr.
- In 2023, Michael Porter Jr. became the fourth Tiger all-time to win an NBA title and first since Clay Johnson in 1982.
- **Sebastian Mack's** father, Sam, played in the NBA from 1992 to 2022 with San Antonio, Houston, Vancouver, Golden State and Miami.

TOP OF THE CLASS

- The Tigers have excelled in the classroom under Dennis Gates.
- Mizzou has set both its fall (3.46 in 2022) and spring (3.22 in 2024) semester GPA records under Gates' leadership.
- In addition, Mizzou claimed the SEC Scholar-Athlete of the Year twice in three years – **Kobe Brown** in 2022-23 and **Sean East II** in 2023-24.

VOICE OF THE TIGERS

- The Voice of the Tigers, **Mike Kelly** is in his 35th season calling games for the Missouri men's basketball team.
- Kelly has called 1,081 games, celebrating his milestone 1,000th game versus LSU in 2023.

AP POLL

1. Arizona (61)	18-0	1525
2. Uconn	18-1	1419
3. Michigan	16-1	1377
4. Purdue	17-1	1318
5. Duke	17-1	1296
6. Houston	17-1	1217
7. Nebraska	18-0	1207
8. Gonzaga	19-1	1103
9. Iowa State	16-2	1001
10. Michigan State	16-2	998
11. Illinois	15-3	893
12. Texas Tech	14-4	805
13. BYU	16-2	791
14. Virginia	16-2	713
15. Vanderbilt	16-2	656
16. Florida	13-5	651
17. Alabama	13-5	571
18. Clemson	16-3	449
19. Kansas	13-5	305
20. Arkansas	13-5	298
21. Georgia	15-3	263
22. North Carolina	14-4	220
23. Louisville	13-5	195
24. Saint Louis	17-1	187
25. Miami (Ohio)	19-0	99

RV: Wisconsin (64), St. John's (64), Iowa (30, Kentucky (27), Tennessee (20), Utah State (15), UCF (14), Miami (10), George Mason (10), Saint Mary's (5), SMU (3), Villanova (3), Texas A&M (2), NC State (1).

USA TODAY COACHES POLL

1. Arizona (31)	18-0	775
2. Michigan	16-1	710
3. UConn	18-1	693
4. Purdue	17-1	665
5. Duke	17-1	653
6. Houston	17-1	629
7. Nebraska	18-0	598
8. Gonzaga	19-1	581
9. Iowa State	16-2	497
10. Michigan State	16-2	489
11. Illinois	15-3	447
12. Texas Tech	14-4	418
13. BYU	16-2	412
14. Vanderbilt	16-2	352
15. Virginia	16-2	350
16. Florida	13-5	284
17. Alabama	13-5	275
18. Clemson	16-3	262
19. Kansas	13-5	181
20. Arkansas	13-5	173
21. Louisville	13-5	117
22. Georgia	15-3	110
23. St. Louis	17-1	100
24. North Carolina	14-4	90
25. St. John's	13-5	54

RV: Iowa (52), Wisconsin (20), Miami (Ohio) (19), Utah State (14), Villanova (10), Tennessee (10), Saint Mary's (9), Miami (Fla.) (8), Texas A&M (5), Kentucky (5), SMU (4), Seton Hall (2), UCF (1), George Mason (1).

MIZZOU WEEK-BY-WEEK

	PRE	N10	N17	N24	D01	D08	D15	D22	D29	J05	J12	J19	J28	F02	F09	F16	F23	M02	M09	M16
AP Poll	RV	RV	RV	RV	RV	--	--	--	--	--	--	--	--	--	--	--	--	--	--	--
Coaches	RV	RV	RV	RV	RV	--	--	--	--	RV	--	--	--	--	--	--	--	--	--	--

MIZZOU vs AP TOP 25

142-267	74-79	30-120	38-68	L1
OVERALL	HOME	AWAY	NEUTRAL	STREAK

RECORD VERSUS AND LAST TIME THAT...

Ranks	Overall	Home	Away	Neutral	Streak	Last Win
No. 1	5-20	4-5	1-8	0-7	W1	76-67, vs. #1 Kansas (12/8/24)
Top Five	26-94	16-30	5-38	5-26	L1	110-98, vs. #4 Alabama (2/19/25)
Top 10	53-151	32-46	11-62	10-43	L1	110-98, vs. #4 Alabama (2/19/25)
Top 15	85-184	47-56	20-76	18-52	L1	110-98, vs. #4 Alabama (2/19/25)
Top 20	121-233	65-71	27-99	29-63	L3	110-98, vs. #4 Alabama (2/19/25)
OVERALL	142-267	74-79	30-120	38-68	L1	76-74, vs. #22 Florida (1/3/26)

RANKED MEETINGS WITH OKLAHOMA

Date	Winner	Loser	Location
1/9/50	#19 Oklahoma 41	#16 Missouri 36	Norman
12/29/50	Oklahoma 51	#9 Missouri 41	Columbia
2/24/51	Missouri 57	#17 Oklahoma 45	Columbia
12/29/54	#11 Missouri 95	Oklahoma 87	Columbia
2/5/55	#17 Missouri 96	Oklahoma 61	Norman
2/15/58	Missouri 74	#20 Oklahoma 53	Columbia
1/15/72	Oklahoma 78	#18 Missouri 77	Norman
3/11/72	#18 Missouri 76	Oklahoma 62	Columbia
12/29/72	#7 Missouri 69	#19 Oklahoma	Columbia
2/5/73	Oklahoma 90	#8 Missouri 77	Norman
2/12/73	#12 Missouri 64	Oklahoma 62	Columbia
1/28/76	#13 Missouri 72	Oklahoma 58	Columbia
2/28/76	Oklahoma 68	#12 Missouri 57	Norman
1/26/80	Oklahoma 78	#10 Missouri 73	Norman
2/20/80	#13 Missouri 81	Oklahoma 69	Columbia
1/23/82	#2 Missouri 84	Oklahoma 64	Columbia
2/18/82	#4 Missouri 60	Oklahoma 55	Norman
3/4/82	#5 Missouri 68	Oklahoma 63	Kansas City
1/22/83	#12 Missouri 48	Oklahoma 41	Columbia
2/12/83	#10 Missouri 84	Oklahoma 79	Norman
2/4/84	#12 Oklahoma 76	Missouri 65	Norman
2/28/84	#6 Oklahoma 61	Missouri 60	Columbia
3/8/84	#6 Oklahoma 72	Missouri 66	Norman
1/16/85	#13 Oklahoma 92	Missouri 65	Norman
2/16/85	#4 Oklahoma 88	Missouri 84	Columbia
3/8/85	#4 Oklahoma 104	Missouri 84	Kansas City
2/1/86	#6 Oklahoma 88	Missouri 84	Norman
2/13/86	Missouri 101	#8 Oklahoma 88	Columbia
3/7/86	#15 Oklahoma 78	Missouri 75	Kansas City
1/10/87	Missouri 87	#11 Oklahoma 83	Columbia
2/7/87	#8 Oklahoma 81	Missouri 78	Norman
2/6/88	#7 Oklahoma 120	Missouri 101	Norman
3/3/88	Missouri 93	#4 Oklahoma 90	Columbia
3/12/88	#4 Oklahoma 102	Missouri 99	Kansas City
2/9/89	#5 Oklahoma 112	#7 Missouri 105	Norman
2/25/89	#7 Missouri 97	#1 Oklahoma 84	Columbia
3/12/89	#10 Missouri 98	#2 Oklahoma 86	Kansas City
2/18/90	#2 Missouri 92	#11 Oklahoma 90	Columbia
2/25/90	#10 Oklahoma 107	#1 Missouri 90	Norman
1/15/91	Missouri 80	#11 Oklahoma 72	Columbia
2/2/91	#21 Oklahoma 95	Missouri 87	Norman
2/9/92	#12 Missouri 99	#10 Oklahoma 92	Norman
3/4/92	Oklahoma 81	#11 Missouri 67	Columbia
2/5/94	#20 Missouri 104	Oklahoma 94	Norman
2/26/94	#6 Missouri 99	Oklahoma 83	Columbia
2/18/95	Oklahoma 94	#9 Missouri 89	Norman
3/4/95	#19 Missouri 83	#16 Oklahoma 81	Columbia
2/15/99	Oklahoma 69	#22 Missouri 57	Columbia
2/26/00	#20 Oklahoma 83	Missouri 56	Norman
3/10/00	#15 Oklahoma 84	Missouri 80	Kansas City
2/19/01	#16 Oklahoma 63	Missouri 61	Columbia
3/9/01	#16 Oklahoma 84	Missouri 71	Kansas City
1/21/02	#6 Oklahoma 84	#18 Missouri 71	Norman
3/23/02	#3 Oklahoma 81	Missouri 75	San Jose
2/26/03	Missouri 67	#3 Oklahoma 52	Columbia
3/16/03	#6 Oklahoma 49	Missouri 47	Dallas
1/17/04	Missouri 79	#11 Oklahoma 75	Norman
2/12/05	Missouri 68	#17 Oklahoma 65	Columbia
3/11/05	#17 Oklahoma 83	Missouri 79	Kansas City
1/10/06	Missouri 71	#22 Oklahoma 69	Norman
3/4/09	#15 Missouri 73	#4 Oklahoma 64	Columbia
2/12/11	#19 Missouri 84	Oklahoma 61	Columbia
1/3/12	#7 Missouri 87	Oklahoma 49	Columbia
2/6/12	#4 Missouri 71	Oklahoma 68	Norman
12/5/14	#22 Oklahoma 82	Missouri 63	Norman
2/12/25	#21 Missouri 82	Oklahoma 58	Columbia
3/5/25	Oklahoma 96	#15 Missouri 84	Norman

Both Teams Ranked: Missouri, 7-4
Only Mizzou Ranked: Missouri, 17-9
Only Oklahoma Ranked: Oklahoma, 20-10

Opponent	Score	1H	2H	OTs	FGM	FGA	PCT.	3PM	3PA	PCT.	FTM	FTA	PCT.	OFF	DEF	REB	PF	A	TO	STL	BLK
Missouri at Howard	W, 88-67	42	46	--	34	61	55.7	10	18	52.6	10	21	47.6	16	31	47	18	16	16	6	3
		26	41	--	22	62	35.5	12	29	41.4	11	16	68.8	10	18	28	19	17	13	5	2
Missouri vs. Southeast Missouri	W, 89-84	46	43	--	32	54	59.2	6	15	40.0	19	31	61.3	9	21	30	17	13	19	10	6
		51	33	--	29	63	46.0	9	30	30.0	17	21	81.0	13	20	33	25	14	16	11	1
Missouri vs. VMI	W, 106-68	50	56	--	37	65	56.9	7	21	33.3	25	35	71.4	17	33	50	19	20	11	13	2
		40	28	--	19	57	33.3	15	42	35.7	15	20	75.0	8	17	25	24	10	17	8	1
Missouri vs. Minnesota	W, 83-60	32	51	--	29	49	59.2	11	22	50.0	14	20	70.0	3	22	25	19	15	9	7	2
		30	30	--	23	54	42.6	5	23	21.7	9	17	53.0	14	20	34	18	11	11	3	0
Missouri vs. Prairie View A&M	W, 91-73	49	42	--	32	62	51.6	10	23	43.5	17	25	68.0	12	37	49	17	19	14	7	1
		27	46	--	25	66	38.0	9	23	39.1	14	16	87.5	6	22	28	19	12	9	10	2
Missouri vs. South Dakota	W, 102-68	53	49	--	36	56	64.3	6	11	54.5	24	30	80.0	12	26	28	17	16	17	10	2
		42	26	--	23	58	39.7	10	29	34.5	12	21	57.1	12	12	24	19	9	17	8	4
Missouri vs. South Carolina State	W, 98-66	55	43	--	34	65	52.3	7	25	28.0	23	30	76.7	19	27	46	19	19	9	5	3
		30	36	--	21	56	37.5	4	21	19.0	20	27	74.1	10	16	26	23	8	12	3	3
Missouri vs. Cleveland State	W, 86-59	46	40	--	32	67	47.8	11	38	28.9	11	13	84.6	18	29	47	16	16	16	12	7
		24	35	--	21	57	36.8	11	29	37.9	6	11	54.5	9	17	26	15	12	17	6	3
Missouri at Notre Dame	L, 71-76	40	31	--	24	54	44.4	6	21	28.6	17	25	68.0	9	22	31	19	12	12	10	1
		33	43	--	25	54	46.3	11	33	33.3	15	18	83.3	7	26	33	20	16	13	4	2
Missouri at Kansas (Kansas City)	L, 60-80	25	35	--	21	61	34.4	7	27	25.9	11	21	52.4	16	19	35	20	12	10	6	3
		33	47	--	26	57	45.6	9	21	42.9	19	26	73.1	12	29	41	19	17	9	5	7
Missouri vs. Alabama State	W, 85-77	52	33	--	33	51	64.7	8	16	50.0	11	16	68.8	7	21	28	11	16	11	3	4
		39	38	--	28	59	47.5	13	26	50.0	8	12	66.7	10	14	24	16	13	7	7	3
Missouri vs. Bethune-Cookman	W, 82-60	39	43	--	34	59	57.6	7	19	36.8	7	11	63.6	11	23	34	19	16	15	10	7
		25	35	--	19	45	42.2	6	12	50.0	16	21	76.2	5	15	20	12	6	16	10	1
Missouri vs. Illinois (St. Louis)	L, 48-91	25	23	--	16	56	28.6	6	22	27.3	10	15	66.7	12	12	24	20	6	10	8	1
		41	50	--	30	58	51.7	15	33	45.5	16	20	80.0	15	28	43	14	20	11	3	8
Missouri vs. Florida	W, 76-74	39	37	--	25	55	45.5	8	22	36.4	18	30	60.0	11	26	37	19	11	10	4	3
		39	35	--	26	63	41.3	7	27	25.9	15	20	75.0	13	24	37	22	17	8	3	4
Missouri at Kentucky	W, 73-68	33	40	--	27	52	51.9	6	17	35.3	13	18	72.2	4	25	29	19	20	12	8	4
		32	36	--	22	51	43.1	7	18	38.9	17	24	70.8	8	23	31	18	16	13	7	4
Missouri at Ole Miss	L, 69-76	36	33	--	25	51	49.0	7	24	29.2	12	24	50.0	9	26	25	17	22	13	3	5
		37	39	--	26	61	42.6	9	22	40.9	15	19	78.9	10	24	34	21	15	7	5	6
Missouri vs. Auburn	W, 84-74	38	46	--	27	48	56.3	9	19	47.4	21	31	67.7	7	25	32	17	18	13	7	5
		34	40	--	24	59	40.7	6	21	28.6	20	28	71.4	15	19	34	19	11	11	7	4
Missouri at LSU	L, 70-78	27	43	--	20	46	43.5	6	18	33.3	24	30	80.0	9	21	30	17	7	12	4	4
		37	41	--	25	59	42.4	10	26	38.5	18	23	78.3	16	19	35	22	12	7	7	2
Missouri vs. Georgia	L, 72-74	26	46	--	27	67	40.3	7	25	28.0	11	12	91.7	15	24	39	16	14	12	8	3
		29	45	--	24	65	36.9	8	39	27.6	18	21	85.7	19	25	44	11	8	10	5	4
Missouri vs. Oklahoma																					
Missouri at Alabama																					
Missouri vs. Mississippi State																					
Missouri at South Carolina																					
Missouri at Texas A&M																					
Missouri vs. Texas																					
Missouri vs. Vanderbilt																					
Missouri at Arkansas																					
Missouri vs. Tennessee																					
Missouri at Mississippi State																					
Missouri at Oklahoma																					
Missouri vs Arkansas																					

DATE	OPPONENT	RESULT	RECORD	SEC	HIGH POINTS	HIGH REBOUNDS	HIGH ASSISTS	ATTEND.
Nov. 3	at Howard	W, 88-67	1-0	--	Shawn Phillips Jr. (16)	Shawn Phillips Jr. (11)	T.O. Barrett (4)	2,312
Nov. 7	SOUTHEAST MISSOURI	W, 89-84	2-0	--	Mark Mitchell (29)	Mitchell/Crews/Phillips (5)	Mark Mitchell (3)	11,314
Nov. 9	VMI	W, 106-68	3-0	--	Mark Mitchell (24)	Mitchell/Northweather (10)	Jayden Stone (5)	7,986
Nov. 12	MINNESOTA	W, 83-60	4-0	--	Mark Mitchell (18)	Jacob Crews (8)	Mark Mitchell (6)	8,969
Nov. 17	PRAIRIE VIEW A&M	W, 91-73	5-0	--	Jacob Crews (20)	Shawn Phillips Jr. (13)	Robinson II / Stone (5)	7,595
Nov. 20	SOUTH DAKOTA	W, 102-68	6-0	--	Mark Mitchell (22)	Jevon Porter (12)	Anthony Robinson II (6)	8,027
Nov. 25	SOUTH CAROLINA STATE	W, 98-66	7-0	--	Shawn Phillips Jr. (17)	Shawn Phillips Jr. (8)	Mark Mitchell (6)	7,887
Nov. 28	CLEVELAND STATE	W, 86-59	8-0	--	Jacob Crews (20)	Jacob Crews (8)	Mark Mitchell (4)	9,463
Dec. 2	at Notre Dame	L, 71-76	8-1	--	Mark Mitchell (26)	Anthony Robinson II (7)	T.O. Barrett (4)	4,980
Dec. 7	at Kansas	L, 60-80	8-2	--	Mark Mitchell (21)	Mitchell / Robinson (7)	Anthony Robinson II (6)	15,407
Dec. 11	ALABAMA STATE	W, 85-77	9-2	--	Jacob Crews (20)	Shawn Phillips Jr. (5)	Anthony Robinson II (5)	7,976
Dec. 14	BETHUNE-COOKMAN	W, 82-60	10-2	--	Jacob Crews (20)	Mark Mitchell (7)	Anthony Robinson II (7)	8,049
Dec. 22	vs. Illinois	L, 48-91	10-3	--	Sebastian Mack (17)	Jacob Crews (4)	T.O. Barrett (3)	18,505
Jan. 3	FLORIDA	W, 76-74	11-3	1-0	Anthony Robinson II (19)	Anthony Robinson II (8)	Anthony Robinson II (5)	12,746
Jan. 7	at Kentucky	W, 73-68	12-3	2-0	Mark Mitchell (21)	Jayden Stone (7)	Anthony Robinson II (10)	19,085
Jan. 10	at Ole Miss	L, 69-76	12-4	2-1	Mark Mitchell (20)	Mark Mitchell (8)	Mark Mitchell (7)	7,859
Jan. 14	AUBURN	W, 84-74	13-4	3-1	Jayden Stone (22)	Jayden Stone (6)	Mark Mitchell (5)	10,916
Jan. 17	at LSU	L, 70-78	13-5	3-2	Jayden Stone (20)	Four Players (5)	T.O. Barrett (4)	7,816
Jan. 20	GEORGIA	L, 72-74	13-6	3-3	Mark Mitchell (18)	Jayden Stone (8)	Jayden Stone (6)	11,065
Jan. 24	OKLAHOMA							
Jan. 27	at Alabama							
Jan. 31	MISSISSIPPI STATE							
Feb. 7	at South Carolina							
Feb. 11	at Texas A&M							
Feb. 14	TEXAS							
Feb. 18	VANDERBILT							
Feb. 21	at Arkansas							
Feb. 24	TENNESSEE							
Feb. 28	at Mississippi State							
March 3	at Oklahoma							
March 7	ARKANSAS							

MISSOURI GAME LEADERS

Points	Rebounds	Assists
Mark Mitchell 9	Mark Mitchell 6	Anthony Robinson II 7
Jacob Crews 4	Jacob Crews 5	Mark Mitchell 6
Shawn Phillips Jr. 2	Shawn Phillips Jr. 5	T.O. Barrett 4
Jayden Stone 2	Anthony Robinson II 3	Jayden Stone 3
Sebastian Mack 1	Jayden Stone 3	
Anthony Robinson 1	T.O. Barrett 1	
	Luke Northweather 1	
	Jevon Porter 1	

MISCELLANEOUS STATS

10+ Points	
Mark Mitchell 17	T.O. Barrett 3
Jacob Crews 12	Trent Pierce 3
Jayden Stone 11	Annor Boateng 2
Anthony Robinson II 9	Jevon Porter 2
Sebastian Mack 8	Luke Northweather 1
Shawn Phillips Jr. 5	
20+ Points	
Mark Mitchell 8	Jayden Stone 3
Jacob Crews 5	Anthony Robinson II 1
10+ Rebounds	
Mark Mitchell 1	Shawn Phillips Jr. 1
Luke Northweather 1	Jevon Porter 1
Double-Doubles	
Shawn Phillips Jr. 2	Jevon Porter 1
Mark Mitchell 1	
5+ Assists	
Anthony Robinson II 8	Jayden Stone 3
Mark Mitchell 4	

TEAM HIGHS & LOWS

		MISSOURI		OPPONENT	
Points, 1st Half	High	55	vs. South Carolina State, 11/25	51	Southeast Missouri, 11/9
	Low	25	2x (last vs. Illinois, 12/22)	24	Cleveland State, 11/28
Points, 2nd Half	High	56	vs. VMI, 11/9	50	Illinois, 12/22
	Low	23	vs. Illinois, 12/22	26	South Dakota, 11/20
Total Points	High	106	vs. VMI, 11/9	91	Illinois, 12/22
	Low	48	vs. Illinois, 12/22	59	Cleveland State, 11/28
Field Goals Made	High	37	vs. VMI, 11/3	30	Illinois, 12/22
	Low	16	vs. Illinois, 12/22	19	2x (last: Bethune-Cookman, 12/14)
Field Goals Attempted	High	67	2x (last vs. Georgia, 1/20)	66	Prairie View A&M, 11/17
	Low	48	vs. Auburn, 1/14	45	Bethune-Cookman, 12/14
Field Goal Pct.	High	64.7	vs. Alabama State, 12/11 (33-51)	51.7	Illinois, 12/22 (30-58)
	Low	28.6	vs. Illinois, 12/22 (16-56)	33.3	VMI, 11/9 (19-57)
3-Pointers Made	High	11	2x (last vs. Cleveland State, 11/28)	15	2x (last: Illinois, 12/22)
	Low	6	6x (last at LSU, 1/17)	4	South Carolina State, 11/25
3-Pointers Attempted	High	38	vs. Cleveland State, 11/28	42	VMI, 11/9
	Low	11	vs. South Dakota, 11/20	12	Bethune-Cookman, 12/14
3-Point Pct.	High	57.9	at Howard, 11/3 (10-19)	50.0	2x (last: Bethune-Cookman, 12/14)
	Low	25.9	at Kansas, 12/7 (7-27)	19.0	South Carolina State, 11/25 (4-21)
Free Throws Made	High	25	vs. VMI, 11/9	20	2x (last: Auburn, 1/14)
	Low	7	vs. Bethune-Cookman, 12/14	6	Cleveland State, 11/28
Free Throws Attempted	High	35	vs. VMI, 11/9	28	Auburn, 1/14
	Low	11	vs. Bethune-Cookman, 12/14	11	Cleveland State, 11/28
Free Throws Pct.	High	91.7	vs. Georgia, 1/20 (11-12)	87.5	Prairie View A&M, 11/17 (14-16)
	Low	47.6	at Howard, 11/3 (10-21)	53.0	Minnesota, 11/12 (9-17)
Offensive Rebounds	High	19	vs. South Carolina State, 11/25	19	Georgia, 1/20
	Low	3	vs. Minnesota, 11/12	5	Bethune-Cookman, 12/14
Total Rebounds	High	50	vs. VMI, 11/9	44	Georgia, 1/20
	Low	24	vs. Illinois, 12/22	20	Bethune-Cookman, 12/14
Rebound Margin	High	+25	vs. VMI, 11/9	+19	Illinois, 12/22
	Low	-19	vs. Illinois, 12/22	-25	VMI, 11/9
Fouls	High	20	2x (last vs. Illinois, 12/22)	25	Southeast Missouri, 11/7
	Low	11	vs. Alabama State, 12/11	11	Georgia, 1/20
Assists	High	22	at Ole Miss, 1/10	20	Illinois, 12/22
	Low	6	vs. Illinois, 12/22	6	Bethune-Cookman, 12/14
Turnovers	High	19	vs. Southeast Missouri, 11/7	17	3x (last: Cleveland State, 11/28)
	Low	9	2x (last vs. South Carolina State, 11/25)	7	3x (last: LSU, 1/17)
Steals	High	13	vs. VMI, 11/9	11	Southeast Missouri, 11/7
	Low	3	2x (last at Ole Miss, 1/10)	3	4x (last: Florida, 1/4)
Blocks	High	7	2x (last: vs. Bethune-Cookman, 12/14)	8	Illinois, 12/22
	Low	1	3x (last vs. Illinois, 12/22)	0	Minnesota, 11/12

INDIVIDUAL HIGHS

	MISSOURI		OPPONENT	
Points	29	Mark Mitchell, vs. Southeast Missouri, 11/7	31	TJ Johnson, VMI, 11/9
Field Goals Made	12	Mark Mitchell, vs. Southeast Missouri, 11/7	9	3x (last: Thomas Haugh, Florida, 1/4)
Field Goals Attempted	17	Mark Mitchell, at Notre Dame, 12/2	20	2x (last: Thomas Haugh, Florida, 1/4)
Field Goal Pct. (min 5 made)	100.0	Jevon Porter, vs. South Dakota, 11/21 (9-9)	71.4	Jalen Haralson, Notre Dame, 12/2
3-Pointers Made	6	Jacob Crews, vs. Alabama State, 12/11	6	2x (last: TJ Johnson, VMI, 11/9)
3-Pointers Attempted	10	2x (last: Jacob Crews, at Notre Dame, 12/2)	15	TJ Johnson, VMI, 11/9
3-Point Pct. (min 3 made)	80.0	2x (last: Jacob Crews, vs. PV A&M, 11/12 – 4-5)	83.3	Keaton Wagler, Illinois, 12/22
Free Throws Made	10	Mark Mitchell, vs. VMI, 11/9	10	Marquel Sutton, LSU, 1/17
Free Throws Attempted	13	Mark Mitchell, vs. VMI, 11/9	14	Marquel Sutton, LSU, 1/17
Free Throws Pct. (min 5 made)	100.0	Jayden Stone, vs. Auburn, 1/14 (6-6)	100.0	4x (last: Marcus Millender, Georgia, 1/20 (5-5))
Offensive Rebounds	5	2x (last: Shawn Phillips Jr., vs. S Carolina St, 11/25)	6	2x (last: Keshawn Murphy, Auburn, 1/14)
Total Rebounds	13	Shawn Phillips Jr., vs. PV A&M, 11/17	13	Tre White, Kansas, 12/7
Assists	10	Anthony Robinson II, at Kentucky, 1/7	10	Markus Burton, Notre Dame, 12/2
Steals	5	Anthony Robinson II, at Notre Dame, 12/2	4	6x (last: Otega Owhe, Kentucky, 1/7)
Blocks	3	3x (last: Shawn Phillips Jr., vs. Bethune-Cookman, 12/14)	5	Bryson Tiller, Kansas, 12/7

LAST TIME THAT (TEAM)

Missouri Scored 100 Points	102, vs. South Dakota, 11/20/25
Opponent Scored 100 Points	101, Auburn, 3/5/24
Missouri Won by 30+ Points	32 (98-66), vs. South Carolina State, 11/25/25
Opponent Won by 30+ Points	43 (91-48), Illinois, 12/22/25
Missouri Won by 40+ Points	49 (112-63), vs. Arkansas-Pine Bluff, 11/24/24
Opponent Won by 40+ Points	43 (91-48), Illinois, 12/22/25
Missouri Won by 50+ Points	72 (111-39), vs. Miss. Valley State, 11/14/24
Opponent Won by 50+ Points	55 (111-56), Kansas State, 1/3/98
Missouri Won Overtime Game	66-64, vs. Mississippi State, 2/21/23
Opponent Won Overtime Game	97-93, Vanderbilt, 3/1/25
Played Double Overtime Game	W, 91-83, vs. Texas A&M, 3/13/14
Played Triple Overtime Game	W, 108-107, vs. Illinois, 12/22/93
Played Quadruple Overtime Game	W, 112-109, vs. Iowa State, 1/13/01
Missouri Scored Less than 50 Points	48, vs. Illinois, 12/22/25
Opponent Scored Less than 50 Points	39, Mississippi Valley State, 11/14/24
Missouri Scored Less than 40 Points	37, at Kentucky, 1/13/15
Opponent Scored Less than 40 Points	39, Mississippi Valley State, 11/14/24
MU Scored 60+ Points in a Half	63, vs. California, 12/3/24
Opp. Scored 60+ Points in a Half	60, Southern Indiana, 11/7/22
MU Scored Less than 20 Points in a Half	18, at Auburn, 2/14/23
Opp. Scored Less than 20 Points in a Half	19, Miss. Valley State, 11/14/24
Missouri Shot 60+ Pct.	64.7 (33-51), vs. Alabama State, 12/11/25
Opponent Shot 60+ Pct.	61.8% (34-55), Florida, 3/14/25
MU Shot 70+ Pct. in a Half	71.4 (20-28), vs. Alabama State, 12/11/25
Opp. Shot 70+ Pct. in a Half	76.0% (19-25), Auburn, 2/14/23
Missouri Shot Less than 30 Pct.	29.2% (14-48), at Arkansas, 1/12/22
Opponent Shot Less than 30 Pct.	27.1% (13-48), Miss. Valley State, 11/14/24
Missouri Made 15+ 3-Pointers	15, at Mississippi State, 2/1/25
Opponent Made 15+ 3-Pointers	15, Illinois, 12/22/25
Missouri Attempted 35+ 3-Pointers	38, vs. Cleveland State, 11/28/25
Opponent Attempted 35+ 3-Pointers	42, VMI, 11/09/25
Missouri Did Not Make 3-Pointer	at Kansas, 2/4/08
Opponent Did Not Make 3-Pointer	Arkansas-Pine Bluff, 12/2/08
Missouri Made 30+ Free Throws	31, vs. Alabama, 2/19/25
Opponent Made 30+ Free Throws	30, SIU Edwardsville, 11/15/22
Missouri Attempted 40+ Free Throws	47, vs. Alabama, 2/19/25
Opponent Attempted 40+ Free Throws	44, Auburn, 1/26/21
Missouri Attempted 50+ Free Throws	53, vs. Texas A&M, 3/13/14
Opponent Attempted 50+ Free Throws	50, Texas Tech, 1/23/08
Missouri Made 100% Free Throws (10+)	13-13, at LSU, 3/1/23
Opponent Made 100% Free Throws (10+)	11-11, Penn, 11/11/22
Missouri Had 50+ Rebounds	50, vs. Arkansas-Pine Bluff, 11/24/24
Opponent Had 50+ Rebounds	51, Illinois, 12/22/23
Missouri Had 20+ Offensive Rebounds	21, Central Arkansas, 12/30/23
Opponent Had 20+ Offensive Rebounds	22, Auburn, 1/25/22
Missouri Had +20 Rebound Margin	+21 (47-26), vs. Cleveland State, 11/28/25
Opponent Had +20 Rebound Margin	+22 (48-26), Auburn, 2/14/23
Missouri Had 25+ Assists	26, vs. LSU, 2/1/23
Opponent Had 25+ Assists	28, Texas A&M, 2/5/05
Missouri Had Less than 5 Turnovers	3, at Georgia, 2/5/25
Opponent Had Less than 5 Turnovers	4, Ole Miss, 2/6/18
Missouri Committed 20+ Turnovers	20, vs. Lindenwood, 11/27/24
Opponent Committed 20+ Turnovers	22, Kansas, 12/8/24
Missouri Blocked 12+ Shots	12, vs. South Carolina State, 11/22/23
Opponent Blocked 12+ Shots	14, Auburn, 1/26/21
Missouri Had 15+ Steals	15, vs. Miss. Valley State, 11/14/24
Opponent Had 15+ Steals	15, Mississippi State, 2/10/24

LAST TIME THAT (INDIVIDUAL)

Player Had a Triple Double	
Mizzou:	Greg Cavener (16 pts, 10 reb, 10 asst), vs. Green Bay, 1/4/84
Opponent:	Chris Chiozza (12 pts, 12 rebs, 10 asst), Florida, 2/2/17
MU Player with 30+ Points	31, Mark Mitchell, vs. Alabama, 2/19/25
Opponent with 30+ Points	31, Jeremiah Fears, Oklahoma, 3/5/25
MU Player with 40+ Points	43, Clarence Gilbert, vs. Iowa State, 1/13/01
Opponent with 40+ Points	42, Khalif Battle, Arkansas, 2/24/24
Player Shot 100% from the Field (min. 8 attempts)	
Mizzou:	9-9, Jevon Porter, vs. South Dakota, 11/20/25
Opponent:	8-8, Moses Kinglsey, Arkansas, 1/12/16
MU Player Made 8+ 3FG	8, Caleb Grill, vs. Eastern Washington, 11/11/24
Opponent Made 8+ 3FG	8, Marshall Henderson, Ole Miss, 2/8/14
MU Player Made 15+ FTs	15-16, Sean East II, at Arkansas, 2/24/24
Opponent Made 15+ FTs	15-20, Kylan Milton, Arkansas-Pine Bluff, 11/6/23
MU Player had 15+ Rebounds	23, Kobe Brown, vs. Paul Quinn, 11/29/21
Opponent had 15+ Rebounds	16, Henry Coleman III, Texas A&M, 2/8/25
MU Player had 20+ Rebounds	23, Kobe Brown, vs. Paul Quinn, 11/29/21
Opponent had 20+ Rebounds	21, Oscar Tshiebwe, Kentucky, 12/29/21
MU Player had 10+ Off. Rebounds	10, Alex Oriakhi, vs. Ole Miss, 2/9/13
Opponent had 10+ Off. Rebounds	10, Matthew Hezekiah, SC State, 12/17/10
MU Player had 10+ Assists	10, Anthony Robinson II, at Kentucky, 1/7/26
Opponent had 10+ Assists	10, Zakai Zeigler, Tennessee, 2/11/23
MU Player had 10+ Asst / 0 TO	13, Phil Pressey, at Texas 1/14/12
Opponent had 10+ Asst / 0 TO	11, Trey McKinney, Creighton, 11/23/04
MU Player had 15+ Assists	19, Phil Pressey, at UCLA, 12/28/12
Opponent had 15+ Assists	15, Pierre Jackson, Baylor, 1/21/12
MU Player Blocked 5+ Shots	5, Aidan Shaw, vs. SC State, 11/22/23
Opponent Blocked 5+ Shots	5, Bryson Tiller, Kansas, 12/7/25
MU Player Had 5+ Steals	5, Anthony Robinson II, at Notre Dame, 12/2/25
Opponent Had 5+ Steals	5, Duke Miles, Oklahoma, 2/12/25
MU Made a Game-Winning Buzzer Beater	
DeAndre Gholston, at Tennessee, 2/11/23	

LAST TIME THAT (MULTIPLE INDIVIDUALS)

Six Players Scored in Double Figures	vs. South Dakota, 11/20/25
Mitchell, Porter, Crews, Mack, Stone & Robinson II	
Seven Players Scored in Double Figures	vs. Mississippi Valley State, 11/14/24
Warrick, Bates, Grill, Mitchell, Crews, Allen & Boateng	
Eight Players Scored in Double Figures	vs. Alabama State, 12/30/87
Chievous, Church, Coward, Irvin, Leonard, Sandbothe, Smith, Sutton	
Two Players Scored 25+ Points	vs. Alabama, 2/19/25
Mark Mitchell (31) & Caleb Grill (25)	
Two Players Scored 30+ Points	vs. TCU, 1/30/21
Xavier Pinson (36) & Jeremiah Tilmon (33)	
Three Players Scored 20+ Points	vs. Xavier, 11/17/16
Frankie Hughes (24), Kevin Puryear (22) & Terrence Phillips (21)	
Two Players Recorded a Double-Double	vs. Ole Miss, 1/21/17
Terrence Phillips & Russell Woods	
Three Players Recorded a Double-Double	vs. Illinois, 12/22/12
Laurence Bowers, Alex Oriakhi & Phil Pressey	
Two Players Had 10+ Rebounds	vs. VMI, 11/09/25
Mark Mitchell (10) & Luke Northweather (10)	
Three Players Had 10+ Rebounds	vs. Alcorn State, 11/13/12
Negus Webster-Chan (11), Alex Oriakhi (10) & Earnest Ross (10)	



PERSONAL

BIRTHDAY
January 14

EDUCATION
California '01 (Bachelor's)
Sociology
Florida State '05 (Master's)
Adult Education and Human
Resource Development

WIFE
Jocelyn

CHILDREN
Avery, Duke and Denver

COACHING CAREER

2002-03 LA Clippers (Skill Coach)
2003-04 Marquette (Grad Asst)
2004-05 Florida State (Grad Asst)
2005-07 California (Assistant)
2007-09 Northern Illinois (Assistant)
2009-11 Nevada (Assistant)
2011-19 Florida State (Assistant)
2019-22 Cleveland St. (Head Coach)
2022- Missouri (Head Coach)

HONORS

- 2019-20 Horizon League Coach of the Year
- 2020-21 Horizon League Coach of the Year
- 2020-21 HoopDirt.com Division I Coach of the Year
- 2022-23 USA Today SEC Coach of the Year

DENNIS GATES

Whitten Family Men's Basketball Head Coach

In just three seasons as Whitten Family Men’s Basketball Head Coach, Dennis Gates has made an immediate impact and reestablished University of Missouri on the national stage. Now in his fourth year on the Mizzou sideline, he aims to build off his early progress as the Tigers chase championships with him leading the program.

MISSOURI

- Named SEC Coach of the Year by USA Today in 2022-23.
- Named to the Naismith Coach of the Year Watch List twice in his three seasons, finishing as a top-10 semifinalist in 2025.
- Led Mizzou two NCAA Tournament bids (2023 and 2025) in his three seasons, including the program's first postseason victory in 13 years and first-ever appearance in the SEC Semifinals in 2023.
- His 25 victories 2022-23 are the fifth-most by any first-year SEC coach in conference history – trailing only Tubby Smith, John Calipari, Eddie Sutton and Trent Johnson.
- Led the Tigers to 12 wins over ranked teams, including three top-five wins in 2024-25 – a first for Mizzou since 1988-89.
- Two Tigers have played in the NBA after playing for Gates – Kobe Brown (LA Clippers) and D'Moi Hodge (LA Lakers). Overall, seven Tigers have joined NBA or G-League franchises in Gates’ three seasons at Mizzou.
- Coached two All-SEC honorees, one SEC Sixth Man of the Year, one SEC All-Defensive Team honoree and two SEC Scholar-Athletes of the Year.

CLEVELAND STATE

- 2019-20 and 2020-21 Horizon League Coach of the Year.
- Rebuilt the Vikings program – winning 50 games, including a 39-19 mark his final two seasons.
- Won two Horizon League regular-season titles (2020, 2021) and the 2021 Horizon League Tournament crown.
- Led the Vikings to the 2021 NCAA Tournament – the school's first trip in 12 years – and 2022 Postseason NIT.
- Mentored two Horizon League Defensive Players of the Year plus five all-conference and five All-Defensive Team honorees.

FLORIDA STATE

- Spent eight seasons on Leonard Hamilton's staff at FSU, mirroring the Seminoles' rise to national prominence.
- FSU advanced to four NCAA Tournament in his eight years, including the Elite Eight in 2018 and Sweet 16 in 2012 and 2019.
- Instrumental in recruiting four-straight top-15 classes, which produced five NBA Draft picks over four years – Jonathan Isaac (No. 9 selection in 2017), Malik Beasley (No. 19 in 2016), Mfiondu Kabengele (No. 27 in 2019), Dwayne Bacon (No. 40 in 2017) and Terance Mann (No. 48 in 2019).

PLAYING CAREER

- Combo guard at California (1998-02), serving as a three-year captain and helping the Golden Bears to three 20-win seasons.
- Played in 114 career games with 34 starting assignments, totaling 432 points, 140 rebounds, 148 assists and 100 steals.
- Two-time Pac-10 All-Academic First Team selection
- Named Cal’s Most Inspirational Player in 2001 and the team's Outstanding Student-Athlete in 1999 and 2001
- Awarded the 2002 Pac-10 Medal of Honor, which is presented to the Pac-10 Universities Top Graduating Student-Athlete.

YEAR-BY-YEAR RECORD

CLEVELAND STATE

YEAR	RECORD	PCT.	HORIZON	PLACE	NOTES
2019-20	11-21	34.4	7-11	t-7th	Earned first career win versus Edinboro, 79-54 (Nov. 9)
2020-21	19- 8	70.4	16- 4	1st	Horizon League Tournament Champions / NCAA First Round
2021-22	20-11	64.5	15- 6	1st	NIT First Round
CSU TOTALS	50-40	55.6	38-21		Two Horizon League Regular-Season Titles & One Tournament Title

MISSOURI

YEAR	RECORD	PCT.	SEC	PLACE	NOTES
2022-23	25-10	71.4	11- 7	t-4th	USA Today SEC Coach of the Year / NCAA Second Round
2023-24	8-24	25.0	0-18	14th	
2024-25	22-12	64.7	10- 8	t-6th	NCAA First Round
2025-26	13- 6	68.4	3- 3	--	
MU TOTALS	68-52	56.7	23-36		
CAREER	118-92	56.2	62-57		

@coachdgates

@coachdgates



KYLE SMITH

Associate Head Coach • Southern Illinois '06

- Fourth season at MU, first as associate head coach.
- Eight-time Great Rivers Athletic Conference Coach of the Year during 10-year stint as head coach at John A. Logan.
- Mentored two NJCAA National Players of the Year and 10 All-Americans during his tenure at Logan.
- Helped Southern Illinois to back-to-back NCAA Tournaments as a student-athlete



RYAN SHARBAUGH

Assistant Coach • Westminster '08

- Fourth year at Missouri, serving as defensive coordinator.
- Helped the Tigers lead all power-conference schools in steals in two of his three seasons.
- Spent three years at Cleveland State as an assistant coach, helping Tre Gomillion and D'Moi Hodge to Horizon League Defensive Player of the Year Awards.



MATT CLINE

Assistant Coach • South Alabama '11


- Fourth season at MU, serving as offensive coordinator.
- Helped the Tigers average 83.6 points in 2024-25 – its most since 1989-90 and ranked ninth nationally.
- MU has ranked in the top 40 nationally a total of 16 times in offensive stats during Cline's three years.
- Also worked at Cleveland State (2021-22) and Eastern Michigan (2017-21).



STEVE WRIGHT

Assistant Coach • Bowling Green State '06

- First year at MU, spending last two years at Duquesne.
- Helped the Dukes to the 2024 A-10 Championship, their first NCAA Tournament appearance since 1977 and their first tournament win since 1969.
- Served on Coach Gates' staff at Cleveland State in 2019-20 as video coordinator.
- Also has had successful tenures at the high school, junior college and AAU ranks during his career.



DAVID "DICKY" NUTT

Assistant Coach • Oklahoma State '82

- Fourth season at MU, returning to an assistant role after being declared cancer free in October 2024.
- Owns more than 30 years of coaching experience, including 19 as a head coach at Arkansas State (1995-08) and Southeast Missouri State (2009-15).
- Named 1998 Sun Belt Coach of the Year, while leading the Red Wolves to the 1999 NCAA Tournament.



DAVID CARTER

Assistant to the Head Coach • Saint Mary's '89

- Second season at Mizzou.
- Head coach at Nevada from 2009 to 2015, winning 98 games and earning 2012 WAC Coach of the Year.
- Coach Gates served as his assistant coach at Nevada from 2009 to 2011.
- Joined Missouri after four seasons (2019-23) as an assistant coach at Loyola Marymount, where the Lions defeated two top-15 teams, including No. 6 Gonzaga.



TIM FULLER

General Manager • Wake Forest '00

- Named the first general manager of Missouri men's basketball on June 2, 2025.
- Owns successful stints at every level of basketball, from college coaching to an executive at Nike to Overtime Elite.
- Served as associate head coach at Mizzou from 2011 to 2015, helping the Tigers to the 2012 Big 12 Championship.



GRIFFIN MCHONE

Dir. of Basketball Operations • Texas A&M '17

- First season at Mizzou as Director of Basketball Operations
- Spent the previous two years at USF, helping the Bulls to their first-ever AAC regular-season title, a school-record 25 wins and a 2024 NIT second-round appearance
- Previously served four seasons at Kennesaw State, contributing to a historic 26-9 campaign in 2022-23.



SEAN CONATY

Dir. of Athletic Performance • East Carolina '12

- Fourth season with the Tigers.
- Has helped the Tigers to two NCAA Tournament appearances, five NBA signees and their first NCAA Tournament win in 13 years.
- Previously served as head men's basketball strength and conditioning coach at Oregon State and as a director of Sports Performance for Olympic Sports at Buffalo.



CHRIS PERRIN

Senior Athletic Trainer • Michigan State '14

- Fifth season at Mizzou.
- Spent six season at Detroit-Mercy prior to arriving at Mizzou, serving as the men's basketball trainer for the Titans along with men's and women's golf.
- Also owns experience working with the Developmental Basketball Team in China as well as an intern with the Utah Jazz.



0 ANTHONY ROBINSON II

@anklebully_ant
 @anklebully_ant

Junior | Guard | 6-3 | 185 | Tallahassee, Fla. | Florida State University High School

CAREER STATISTICS																			
Season	TM	GP-GS	Min/Avg	FG	FGA	FG%	3PM	3PA	3P%	FTM	FTA	FT%	O	D	REB	AVG	PF	FO	AST
23-24	MIZ	30- 0	400/13.4	36	98	36.7	9	44	20.5	36	48	75.0	17	35	52	1.7	62	0	29
24-25	MIZ	33-31	761/22.9	85	176	48.3	20	50	40.0	108	140	77.1	30	73	103	3.1	101	3	114
25-26	MIZ	19-19	560/29.5	62	150	41.3	18	62	29.0	47	68	69.1	18	51	69	3.6	56	2	71
TOTAL		82-50	1721/21.0	183	424	43.2	47	156	30.1	191	256	74.6	65	159	224	2.7	219	5	214

- CAREER HONORS
- 2024-25 SEC All-Defensive Team

- 2025-26 NOTES
- Team captain.
 - Leads Mizzou and ranks 64th nationally with 1.95 steals per game
 - Also leads the Tigers, ranks eighth in the SEC and 209th nationally with 3.7 assists.
 - Collected a career-best 10 assists in Mizzou's win at Kentucky – the most by a Tiger in nine seasons (Jan. 7).
 - Made a career-best four 3-pointers in win versus VMI, recording his second career 20-point game (Nov. 9).
 - Named a top breakout candidate for the 2025-26 campaign by Jon Rothstein and Andy Katz.
 - Only player from last season's SEC All-Defensive Team to return this year.

PERSONAL

BIRTHDAY

January 5, 2005

CAREER AMBITIONS

Gym owner and trainer at a gym, specializing in basketball skills

CAREER BESTS

POINTS

S: 20, vs. VMI, 11/9/25

C: 29, vs. California, 12/3/24

REBOUNDS

S: 8, vs. Florida, 1/3/26

C: 11, vs. Ark.-Pine Bluff, 11/24/24

ASSISTS

S: 10, at Kentucky, 1/7/26

C: 10, at Kentucky, 1/7/26

BLOCKED SHOTS

S: 3, vs. Bethune-Cookman, 12/14/25

C: 3, vs. Bethune-Cookman, 12/14/25

STEALS

S: 5, at Notre Dame, 12/2/25

C: 6, vs. LIU, 12/14/24

MINUTES

S: 37, 2x (last vs. Alabama St, 12/11/25)

C: 37, 2x (last vs. Alabama St, 12/11/25)

FIELD GOALS MADE

S: 8, vs. Florida, 1/3/26

C: 8, 2x (last vs. Florida, 1/3/26)

3-POINT FIELD GOALS MADE

S: 4, vs. VMI, 11/9/25

C: 4, vs. VMI, 11/9/25

FREE THROWS MADE

S: 6, vs. SEMO, 11/7/25

C: 13, vs. California, 12/3/24



MISCELLANEOUS

	SEASON	CAREER
Led MU in Points	1	4
Led MU in Rebounds	3	8
Led MU in Assists	7	26
20+ Points	1	2
10+ Points	9	27
10+ Rebounds	0	1
5+ Assists	8	19
Double-Doubles	0	1

2025-26 GAME-BY-GAME STATISTICS																	
Opponent	GS	Min	FG	FGA	3FG	3FGA	FT	FTA	OFF	DEF	REB	PF	AST	TO	STL	BLK	PTS
at Howard	*	28	1	6	1	2	5	7	0	4	4	4	2	3	3	0	8
SEMO	*	36	4	9	1	2	6	7	1	3	4	3	2	3	3	0	15
VMI	*	30	6	7	4	5	4	6	0	1	1	3	4	2	4	0	20
MINNESOTA	*	26	3	6	2	3	2	5	0	1	1	3	3	0	0	0	10
PRAIRIE VIEW A&M	*	25	5	11	1	5	2	3	0	3	3	1	5	0	2	0	13
SOUTH DAKOTA	*	32	3	6	1	1	4	4	1	4	5	3	6	3	1	1	11
SOUTH CAROLINA STATE	*	19	1	5	1	3	1	2	2	1	3	4	0	0	2	0	4
CLEVELAND STATE	*	29	2	8	0	4	0	0	0	1	1	4	1	2	2	1	4
at Notre Dame	*	37	3	8	0	3	0	0	1	6	7	5	3	5	5	0	6
at Kansas	*	29	1	6	1	5	2	4	2	5	7	4	6	3	0	0	5
ALABAMA STATE	*	37	7	11	1	3	4	6	1	3	4	3	5	0	2	1	19
BETHUNE-COOKMAN	*	30	6	9	0	2	3	4	2	2	4	3	7	1	2	3	15
vs. Illinois	*	26	3	11	2	6	4	5	1	1	2	2	0	1	4	0	12
FLORIDA	*	34	8	14	2	5	1	2	2	6	8	2	5	1	2	0	19
at Kentucky	*	36	4	9	0	3	1	3	1	3	4	2	10	3	2	0	9
at Ole Miss	*	35	2	9	0	3	2	4	1	2	3	5	6	2	1	0	6
AUBURN	*	27	1	4	1	2	2	2	0	2	2	2	4	1	0	0	5
at LSU	*	16	1	4	0	1	2	2	0	2	2	1	1	3	1	1	4
GEORGIA	*	26	1	7	0	4	2	2	3	1	4	2	1	3	1	0	4
OKLAHOMA																	
at Alabama																	
MISSISSIPPI STATE																	
at South Carolina																	
at Texas A&M																	
TEXAS																	
VANDERBILT																	
at Arkansas																	
TENNESSEE																	
at Mississippi State																	
at Oklahoma																	
ARKANSAS																	



1 AARON ROWE

 @aaronrowe._
 @a_rowe_3

Freshman | Guard | 6-2 | 155 | Columbia, Mo. | Father Tolton High School

CAREER STATISTICS

Season	TM	GP-GS	Min/Avg	FG	FGA	FG%	3PM	3PA	3P%	FTM	FTA	FT%	O	D	REB	AVG	PF	FO	AST	TO	BLK	STL	PTS	AVG
25-26	MIZ	0-0	0/0.0	0	0	0.0	0	0	0.0	0	0	0.0	0	0	0	0.0	0	0	0	0	0	0	0	0.0

2025-26 NOTES

- One of two freshmen on the team.
- Ranked as high as the nation's No. 53 recruit by Rivals.

PERSONAL

BIRTHDAY

October 30, 2006

CAREER AMBITIONS

Entrepreneur – interested in developing a clothing line

CAREER BESTS

POINTS

n/a

REBOUNDS

n/a

ASSISTS

n/a

BLOCKED SHOTS

n/a

STEALS

n/a

MINUTES

n/a

FIELD GOALS MADE

n/a

3-POINT FIELD GOALS MADE

n/a

FREE THROWS MADE

n/a

MISCELLANEOUS

	SEASON	CAREER
Led MU in Points	0	0
Led MU in Rebounds	0	0
Led MU in Assists	0	0
20+ Points	0	0
10+ Points	0	0
10+ Rebounds	0	0
5+ Assists	0	0
Double-Doubles	0	0

2025-26 GAME-BY-GAME STATISTICS

Opponent	GS	Min	FG	FGA	3FG	3FGA	FT	FTA	OFF	DEF	REB	PF	AST	TO	STL	BLK	PTS
at Howard																	Did Not Play
SEMO																	Did Not Play
VMI																	Did Not Play
MINNESOTA																	Did Not Play
PRAIRIE VIEW A&M																	Did Not Play
SOUTH DAKOTA																	Did Not Play
SOUTH CAROLINA STATE																	Did Not Play
CLEVELAND STATE																	Did Not Play
at Notre Dame																	Did Not Play
at Kansas																	Did Not Play
ALABAMA STATE																	Did Not Play
BETHUNE-COOKMAN																	Did Not Play
vs. Illinois																	Did Not Play
FLORIDA																	Did Not Play
at Kentucky																	Did Not Play
at Ole Miss																	Did Not Play
AUBURN																	Did Not Play
at LSU																	Did Not Play
GEORGIA																	Did Not Play
OKLAHOMA																	
at Alabama																	
MISSISSIPPI STATE																	
at South Carolina																	
at Texas A&M																	
TEXAS																	
VANDERBILT																	
at Arkansas																	
TENNESSEE																	
at Mississippi State																	
at Oklahoma																	
ARKANSAS																	



5 T.O. BARRETT

@To_Barrett

@to.barrett

Sophomore | Guard | 6-4 | 205 | Oklahoma City, Okla. | Link Academy

CAREER STATISTICS

Season	TM	GP-GS	Min/Avg	FG	FGA	FG%	3PM	3PA	3P%	FTM	FTA	FT%	O	D	REB	AVG	PF	FO	AST	TO	BLK	STL	PTS	AVG
24-25	MIZ	19-0	102/5.4	14	24	58.3	0	2	0.0	8	12	66.7	1	6	7	0.4	19	0	12	7	1	6	36	1.9
25-26	MIZ	19-0	348/18.3	43	81	53.1	2	15	13.3	24	28	85.7	14	23	37	1.9	41	1	48	32	1	17	112	5.9
TOTAL		38-0	450/11.8	57	105	54.3	2	17	11.8	32	40	80.0	15	29	44	1.2	60	1	60	39	2	23	148	3.9

2025-26 NOTES

- Averaging 11.0 points, 4.7 rebounds and 3.3 assists over the last three games.
- Tallied a career-best 13 points – making 4-of-5 field goals – in Mizzou's win over Auburn to go with three rebounds, three assists and two steals (Jan. 14).
- Added 11 points last Saturday at LSU – scoring in double figures in back-to-back games for the first time in his career.
- Quadrupled his assists this season from his rookie campaign (48 to 12).

PERSONAL

BIRTHDAY

May 6, 2006

CAREER AMBITIONS

Real Estate

CAREER BESTS

POINTS

S: 13, vs. Auburn, 1/14/26

C: 13, vs. Auburn, 1/14/26

REBOUNDS

S: 6, vs. Georgia, 1/20/26

C: 6, vs. Georgia, 1/20/26

ASSISTS

S: 4, 5x (last at LSU, 1/17/26)

C: 4, 5x (last at LSU, 1/17/26)

BLOCKED SHOTS

S: 1, at Howard, 11/3/25

C: 1, 2x (last at Howard, 11/3/25)

STEALS

S: 3, vs. Minnesota, 11/12/25

C: 3, 2x (last vs. Minnesota, 11/12/25)

MINUTES

S: 29, at LSU, 1/17/26

C: 29, at LSU, 1/17/26

FIELD GOALS MADE

S: 4, 4x (last vs. Auburn, 1/14/26)

C: 4, 4x (last vs. Auburn, 1/14/26)

3-POINT FIELD GOALS MADE

S: 1, 2x (last vs. SCSU, 11/25/25)

C: 1, 2x (last vs. SCSU, 11/25/25)

FREE THROWS MADE

S: 5, 2x (last at LSU, 1/17/26)

C: 5, 2x (last at LSU, 1/17/26)

MISCELLANEOUS

	SEASON	CAREER
Led MU in Points	0	0
Led MU in Rebounds	1	1
Led MU in Assists	4	5
20+ Points	0	0
10+ Points	3	3
10+ Rebounds	0	0
5+ Assists	0	0
Double-Doubles	0	0

2025-26 GAME-BY-GAME STATISTICS

Opponent	GS	Min	FG	FGA	3FG	3FGA	FT	FTA	OFF	DEF	REB	PF	AST	TO	STL	BLK	PTS
at Howard		18	4	6	1	2	0	0	3	0	3	3	4	2	0	1	9
SEMO		7	0	1	0	0	0	0	1	0	1	1	1	2	0	0	0
VMI		16	2	3	0	1	0	0	1	1	2	3	2	2	2	0	4
MINNESOTA		17	4	5	0	0	0	0	1	2	3	3	2	1	3	0	8
PRAIRIE VIEW A&M		15	2	2	0	0	2	4	0	1	1	1	1	3	0	0	6
SOUTH DAKOTA		9	1	1	0	0	0	0	0	1	1	0	2	1	1	0	2
SOUTH CAROLINA STATE		20	4	6	1	2	2	2	1	1	2	4	3	0	0	0	11
CLEVELAND STATE		17	3	4	0	1	0	0	1	1	2	2	3	2	2	0	6
at Notre Dame		23	2	3	0	0	2	2	0	1	1	0	4	0	1	0	6
at Kansas		27	2	5	0	1	0	0	0	1	1	3	3	1	0	0	4
ALABAMA STATE		22	2	5	0	1	2	2	0	0	0	2	4	2	0	0	6
BETHUNE-COOKMAN		18	2	6	0	1	0	0	0	2	2	3	4	2	1	0	4
vs. Illinois		25	0	6	0	3	2	2	1	1	2	5	3	1	2	0	2
FLORIDA		8	2	4	0	0	0	0	1	0	1	0	0	1	0	0	4
at Kentucky		17	3	3	0	0	1	1	0	1	1	4	1	2	0	0	7
at Ole Miss		9	0	1	0	0	0	0	0	0	0	2	1	0	0	0	0
AUBURN		23	4	5	0	1	5	6	1	2	3	4	3	4	2	0	13
at LSU		29	3	8	0	1	5	6	2	3	5	0	4	5	1	0	11
GEORGIA		28	3	7	0	1	3	3	1	5	6	1	3	1	2	0	9
OKLAHOMA																	
at Alabama																	
MISSISSIPPI STATE																	
at South Carolina																	
at Texas A&M																	
TEXAS																	
VANDERBILT																	
at Arkansas																	
TENNESSEE																	
at Mississippi State																	
at Oklahoma																	
ARKANSAS																	



6 ANNOR BOATENG

@annor2024

@annor.boat

Sophomore | Guard | 6-6 | 220 | Little Rock, Ark. | Little Rock Central High School

CAREER STATISTICS

Season	TM	GP-GS	Min/Avg	FG	FGA	FG%	3PM	3PA	3P%	FTM	FTA	FT%	O	D	REB	AVG	PF	FO	AST	TO	BLK	STL	PTS	AVG
24-25	MIZ	17-7	109/6.4	9	26	34.6	1	10	10.0	13	19	68.4	4	6	10	0.6	12	0	5	9	1	6	32	1.9
25-26	MIZ	12-4	161/13.4	13	42	31.0	5	19	26.3	8	14	57.1	5	20	25	2.1	18	0	5	12	2	5	39	3.3
TOTAL		29-11	270/9.3	22	68	32.4	6	29	20.7	21	33	63.6	9	26	35	1.2	30	0	10	21	3	11	71	2.4

2025-26 NOTES

- Returned to the lineup on Nov. 20 after missing the season's first five games with an injury.
- Tallied 10-plus points in back-to-back games for the first time in his career against South Carolina State (Nov. 25) and Cleveland State (Nov. 28), including a career-best 12 against the Bulldogs.

PERSONAL

BIRTHDAY

November 13, 2005

CAREER AMBITIONS

Computer science or restaurant owner

CAREER BESTS

POINTS

S: 12, vs. South Carolina St, 11/25/25

C: 12, vs. South Carolina St, 11/25/25

REBOUNDS

S: 6, at Kansas, 12/7/25

C: 6, at Kansas, 12/7/25

ASSISTS

S: 1, 5x (last at Ole Miss, 1/10/26)

C: 1, 10x (last at Ole Miss, 1/10/26))

BLOCKED SHOTS

S: 1, 2x (last vs. Auburn, 1/14/26)

C: 1, 3x (last vs. Auburn, 1/14/26)

STEALS

S: 2, at Kansas, 12/7/25

C: 2, 2x (last at Kansas, 12/7/25)

MINUTES

S: 22, vs. Bethune-Cookman, 12/14/25

C: 26, vs. MVSU, 11/14/24

FIELD GOALS MADE

S: 4, vs. South Carolina St, 11/25/25

C: 4, vs. South Carolina St, 11/25/25

3-POINT FIELD GOALS MADE

S: 2, 2x (last vs. Bethune-Cook, 12/14/25)

C: 2, 2x (last vs. Bethune-Cook, 12/14/25)

FREE THROWS MADE

S: 3, vs. South Carolina St, 11/25/25


C: 4, vs. MVSU, 11/14/24

MISCELLANEOUS

	SEASON	CAREER
Led MU in Points	0	0
Led MU in Rebounds	0	0
Led MU in Assists	0	0
20+ Points	0	0
10+ Points	2	3
10+ Rebounds	0	0
5+ Assists	0	0
Double-Doubles	0	0

2025-26 GAME-BY-GAME STATISTICS

Opponent	GS	Min	FG	FGA	3FG	3FGA	FT	FTA	OFF	DEF	REB	PF	AST	TO	STL	BLK	PTS
at Howard																	
SEMO																	
VMI																	
MINNESOTA																	
PRAIRIE VIEW A&M																	
SOUTH DAKOTA	14		1	1	0	0	1	2	0	1	1	2	1	3	0	1	3
SOUTH CAROLINA STATE	17		4	9	1	4	3	3	2	3	5	1	1	0	1	0	12
CLEVELAND STATE	14		3	6	2	4	2	3	0	1	1	2	0	2	0	0	10
at Notre Dame	13		1	3	0	0	1	2	0	0	0	2	1	0	1	0	3
at Kansas	*	19	1	7	0	3	0	0	2	4	6	2	0	1	2	0	2
ALABAMA STATE	*	16	1	2	0	1	0	0	0	1	1	0	1	0	0	0	2
BETHUNE-COOKMAN	*	22	2	5	2	4	0	0	1	3	4	3	0	3	1	0	6
vs. Illinois	*	15	0	5	0	1	1	2	0	2	2	2	0	1	0	0	1
FLORIDA																	
at Kentucky	5		0	1	0	0	0	0	0	2	2	1	0	0	0	0	0
at Ole Miss	10		0	1	0	1	0	2	0	1	1	1	1	0	0	0	0
AUBURN	10		0	1	0	0	0	0	0	2	2	1	0	2	0	1	0
at LSU	6		0	1	0	1	0	0	0	0	0	1	0	0	0	0	0
GEORGIA																	
OKLAHOMA																	
at Alabama																	
MISSISSIPPI STATE																	
at South Carolina																	
at Texas A&M																	
TEXAS																	
VANDERBILT																	
at Arkansas																	
TENNESSEE																	
at Mississippi State																	
at Oklahoma																	
ARKANSAS																	



7 TRENT BURNS

@Tr3ntB21

@trent.burnsss

Redshirt Freshman | Center | 7-5 | 260 | Cypress, Texas | Good Vision Academy

CAREER STATISTICS

Season	TM	GP-GS	Min/Avg	FG	FGA	FG%	3PM	3PA	3P%	FTM	FTA	FT%	O	D	REB	AVG	PF	FO	AST	TO	BLK	STL	PTS	AVG
25-26	MIZ	8-0	42/5.3	5	9	55.6	1	4	25.0	1	2	50.0	0	6	6	0.8	4	0	2	5	2	0	12	1.5

2025-26 NOTES

- Made his collegiate debut versus South Carolina State, totaling seven points, three rebounds and one block (Nov. 25).
- Missed his true freshman season in 2024-25 and the first six games of the 2025-26 campaign with an injury.

PERSONAL

BIRTHDAY

May 24, 2005

CAREER AMBITIONS

FBI Agent

CAREER BESTS

POINTS

7, vs. South Carolina State, 11/25/25

REBOUNDS

3, vs. South Carolina State, 11/25/25

ASSISTS

2, vs. Cleveland State, 11/28/25

BLOCKED SHOTS

1, 2x (last vs. Cleveland St, 11/28/25)

STEALS

n/a

MINUTES

11, vs. South Carolina State, 11/25/25

FIELD GOALS MADE

3, vs. South Carolina State, 11/25/25

3-POINT FIELD GOALS MADE

1, vs. Florida, 1/3/26

FREE THROWS MADE

1, vs. South Carolina State, 11/25/25

MISCELLANEOUS

	SEASON	CAREER
Led MU in Points	0	0
Led MU in Rebounds	0	0
Led MU in Assists	0	0
20+ Points	0	0
10+ Points	0	0
10+ Rebounds	0	0
5+ Assists	0	0
Double-Doubles	0	0

2025-26 GAME-BY-GAME STATISTICS

Opponent	GS	Min	FG	FGA	3FG	3FGA	FT	FTA	OFF	DEF	REB	PF	AST	TO	STL	BLK	PTS
at Howard																	
SEMO																	
VMI																	
MINNESOTA																	
PRAIRIE VIEW A&M																	
SOUTH DAKOTA																	
SOUTH CAROLINA STATE	11		3	3	0	0	1	2	0	3	3	1	0	2	0	1	7
CLEVELAND STATE	6		0	0	0	0	0	0	0	2	2	2	2	1	0	1	0
at Notre Dame																	
at Kansas	2		0	0	0	0	0	0	0	0	0	0	0	0	0	0	0
ALABAMA STATE																	
BETHUNE-COOKMAN	2		0	1	0	0	0	0	0	0	0	0	0	0	0	0	0
vs. Illinois	9		1	3	0	2	0	0	0	1	1	1	0	1	0	0	2
FLORIDA	6		1	2	1	2	0	0	0	0	0	0	0	0	0	0	3
at Kentucky																	
at Ole Miss	1		0	0	0	0	0	0	0	0	0	0	0	1	0	0	0
AUBURN																	
at LSU	6		0	0	0	0	0	0	0	0	0	0	0	0	0	0	0
GEORGIA																	
OKLAHOMA																	
at Alabama																	
MISSISSIPPI STATE																	
at South Carolina																	
at Texas A&M																	
TEXAS																	
VANDERBILT																	
at Arkansas																	
TENNESSEE																	
at Mississippi State																	
at Oklahoma																	
ARKANSAS																	



11 TRENT PIERCE



@trentpierce22



@trentpierce22

Junior | Guard / Forward | 6-10 | 225 | Tulsa, Okla. | AZ Compass Prep

CAREER STATISTICS

Season	TM	GP-GS	Min/Avg	FG	FGA	FG%	3PM	3PA	3P%	FTM	FTA	FT%	O	D	REB	AVG	PF	FO	AST	TO	BLK	STL	PTS	AVG
23-24	MIZ	21- 3	137/6.5	16	46	34.8	5	29	17.2	1	6	16.7	4	22	26	1.2	23	1	1	9	4	7	38	1.8
24-25	MIZ	33-19	563/17.1	76	161	47.2	32	97	33.0	36	62	58.1	38	69	107	3.2	60	0	32	21	6	21	220	6.7
25-26	MIZ	6- 0	143/23.9	21	41	51.2	13	29	44.8	5	7	71.4	4	17	21	3.5	12	0	8	5	3	8	60	10.0
TOTAL		60-22	844/14.1	113	248	45.6	50	155	32.3	41	74	56.0	46	108	154	2.6	95	1	41	35	13	36	318	5.3

2025-26 NOTES

- Team captain.
- Missed the first 13 games with an injury.
- Tallied a season-best 18 points in Mizzou's win over Auburn, including matching a career-best with five made 3-pointers (Jan. 14).
- Returned against No. 22 Florida, scoring 10 points – including five in back-to-back possessions to give Mizzou the lead for good – to go with five rebounds (Jan. 3).
- Registered a career-best four steals in Mizzou's win at Kentucky (Jan. 7).

PERSONAL

BIRTHDAY

October 22, 2004

CAREER AMBITIONS

Coach or trainer

CAREER BESTS

POINTS

S: 18, vs. Auburn, 1/14/26

C: 24, vs. LIU, 12/14/24

REBOUNDS

S: 5, 2x (last at Kentucky, 1/7/26)

C: 8, vs. Alabama State, 12/30/24

ASSISTS

S: 3, 2x (last vs. Auburn, 1/14/26)

C: 5, vs. Alabama, 2/19/25

BLOCKED SHOTS

S: 2, at Ole Miss, 1/10/26)

C: 2, at Ole Miss, 1/10/26)

STEALS

S: 4, at Kentucky, 1/7/26

C: 4, at Kentucky, 1/7/26

MINUTES

S: 28, vs. Auburn, 1/14/26

C: 33, vs. Ole Miss, 1/25/25

FIELD GOALS MADE

S: 6, vs. Auburn, 1/14/26

C: 8, vs. LIU, 12/14/24

3-POINT FIELD GOALS MADE

S: 5, vs. Auburn, 1/14/26

C: 5, 2x (last vs. Auburn, 1/14/26)

FREE THROWS MADE

S: 2, vs. Florida, 1/3/26

C: 5, vs. Pacific, 11/22/24

MISCELLANEOUS

	SEASON	CAREER
Led MU in Points	0	1
Led MU in Rebounds	0	1
Led MU in Assists	0	3
20+ Points	0	1
10+ Points	3	11
10+ Rebounds	0	0
5+ Assists	0	1
Double-Doubles	0	0

2025-26 GAME-BY-GAME STATISTICS

Opponent	GS	Min	FG	FGA	3FG	3FGA	FT	FTA	OFF	DEF	REB	PF	AST	TO	STL	BLK	PTS
at Howard																	
SEMO																	
VMI																	
MINNESOTA																	
PRAIRIE VIEW A&M																	
SOUTH DAKOTA																	
SOUTH CAROLINA STATE																	
CLEVELAND STATE																	
at Notre Dame																	
at Kansas																	
ALABAMA STATE																	
BETHUNE-COOKMAN																	
vs. Illinois																	
FLORIDA	19		3	5	2	4	2	4	1	4	5	1	0	0	1	0	10
at Kentucky	27		2	5	1	4	0	0	1	4	5	3	3	1	4	1	5
at Ole Miss	26		4	11	2	8	0	0	1	1	2	1	2	1	0	2	10
AUBURN	27		6	8	5	7	1	1	0	3	3	2	3	2	2	0	18
at LSU	24		3	4	2	3	1	1	0	3	3	4	0	0	1	0	9
GEORGIA	19		3	8	1	3	1	1	1	2	3	1	0	1	0	0	8
OKLAHOMA																	
at Alabama																	
MISSISSIPPI STATE																	
at South Carolina																	
at Texas A&M																	
TEXAS																	
VANDERBILT																	
at Arkansas																	
TENNESSEE																	
at Mississippi State																	
at Oklahoma																	
ARKANSAS																	



12 SEBASTIAN MACK



@S_mack1221



@_bazmack_

Junior | Guard | 6-3 | 195 | Chicago, Ill. | UCLA

CAREER STATISTICS

Season	TM	GP-GS	Min/Avg	FG	FGA	FG%	3PM	3PA	3P%	FTM	FTA	FT%	O	D	REB	AVG	PF	FO	AST	TO	BLK	STL	PTS	AVG
23-24	UCLA	33-30	882/26.7	123	318	38.7	28	99	28.3	125	172	72.7	21	97	118	3.6	77	0	52	52	2	44	399	12.1
24-25	UCLA	34- 1	713/21.0	101	237	42.6	22	70	31.4	101	136	74.3	10	62	72	2.1	59	2	59	47	1	31	325	9.6
25-26	MIZ	16- 9	279/18.3	45	109	41.3	9	32	28.1	19	29	65.5	4	17	21	1.3	21	0	10	19	1	16	118	7.4
TOTAL		83-40	1874/22.6	269	664	40.5	59	201	29.4	245	337	72.7	35	175	211	2.5	157	2	121	118	4	91	842	10.1

CAREER HONORS

- 2023-24 All-Pac 12 Freshman Team

2025-26 NOTES

- Scored a season-best 17 points versus No. 20 Illinois, including sinking all three of his 3-point attempts (Dec. 22).
- Averaged 10.8 points in two seasons with UCLA.
- Led the Bruins in free throws in both of his seasons, making 125 in 2023-24 and 101 in 2024-25.

PERSONAL

BIRTHDAY

February 13, 2004

CAREER AMBITIONS

Sports broadcasting or personal finance

SEASON & CAREER BESTS

POINTS

S: 17, vs. Illinois, 12/22/25

C: 27, vs. Cal State Northridge, 12/19/23

REBOUNDS

S: 4, vs. Cleveland State, 11/28/25

C: 7, 2x (last vs. Michigan, 1/7/25)

ASSISTS

S: 2, 3x (last vs. SCSU, 11/25/25)

C: 6, at Nebraska, 1/4/25

BLOCKED SHOTS

S: 1, vs. Minnesota, 11/12/25

C: 1, 4x (last vs. Minnesota, 11/12/25)

STEALS

S: 4, vs. Cleveland State, 11/28/25

C: 5, vs. Chaminade, 11/21/23

MINUTES

S: 30, vs. VMI, 11/9/25

C: 39, vs. Maryland, 12/22/23

FIELD GOALS MADE

S: 6, 2x (last vs. Illinois, 12/22/25)

C: 7, 4x (last vs. Colorado, 2/15/24)

3-POINT FIELD GOALS MADE

S: 3, vs. Illinois, 12/22/25

C: 4, at Stanford, 2/7/24

FREE THROWS MADE

S: 5, vs. South Carolina St, 11/25/25

C: 15, vs. Idaho State, 11/20/24

MISCELLANEOUS

	SEASON	CAREER
Led MU in Points	1	1
Led MU in Rebounds	0	0
Led MU in Assists	0	0
20+ Points	0	7
10+ Points	8	45
10+ Rebounds	0	0
5+ Assists	0	3
Double-Doubles	0	0

2025-26 GAME-BY-GAME STATISTICS

Opponent	GS	Min	FG	FGA	3FG	3FGA	FT	FTA	OFF	DEF	REB	PF	AST	TO	STL	BLK	PTS
at Howard	*	19	4	11	0	3	1	4	0	1	1	1	2	0	1	0	9
SEMO	*	19	5	9	0	1	1	1	0	1	1	0	0	0	0	0	11
VMI	*	30	5	13	0	2	4	6	2	1	3	3	2	1	2	0	14
MINNESOTA	*	21	5	8	2	3	2	2	0	0	0	2	1	2	1	1	14
PRAIRIE VIEW A&M	*	25	1	7	0	1	0	0	0	3	3	1	0	2	1	0	2
SOUTH DAKOTA	*	21	6	11	0	1	1	2	0	1	1	3	0	1	1	0	13
SOUTH CAROLINA STATE	*	29	3	10	1	4	5	6	0	2	2	4	2	3	1	0	12
CLEVELAND STATE	*	25	4	10	2	7	0	0	1	3	4	0	1	3	4	0	10
at Notre Dame	*	6	1	4	0	2	0	0	0	1	1	0	0	1	1	0	2
at Kansas		11	1	3	0	0	1	2	1	1	2	0	0	0	1	0	3
ALABAMA STATE		16	4	7	1	2	1	2	0	0	0	2	1	2	1	0	10
BETHUNE-COOKMAN		18	0	2	0	1	1	2	0	0	0	2	0	2	1	0	1
vs. Illinois		26	6	11	3	3	2	2	0	2	2	2	0	0	1	0	17
FLORIDA		6	0	0	0	0	0	0	0	0	0	1	0	1	0	0	0
at Kentucky																	
at Ole Miss																	
AUBURN																	
at LSU		2	0	0	0	0	0	0	0	0	0	0	0	0	0	0	0
GEORGIA		5	0	3	0	2	0	0	0	1	1	0	1	1	0	0	0
OKLAHOMA																	
at Alabama																	
MISSISSIPPI STATE																	
at South Carolina																	
at Texas A&M																	
TEXAS																	
VANDERBILT																	
at Arkansas																	
TENNESSEE																	
at Mississippi State																	
at Oklahoma																	
ARKANSAS																	



14 JEVON PORTER

Senior | Forward | 6-11 | 230 | Columbia, Mo. | Loyola Marymount

CAREER STATISTICS

Season	TM	GP-GS	Min/Avg	FG	FGA	FG%	3PM	3PA	3P%	FTM	FTA	FT%	O	D	REB	AVG	PF	FO	AST	TO	BLK	STL	PTS	AVG
22-23	PEP	31-31	879/28.4	141	291	48.5	34	97	35.1	60	85	70.6	69	153	222	7.2	99	6	27	57	27	29	376	12.1
23-24	PEP	21-18	661/31.5	121	285	42.5	28	94	29.8	71	92	77.2	54	70	124	5.9	49	0	35	36	21	16	341	16.2
24-25	LMU	31-30	958/30.9	137	348	39.4	48	152	31.6	64	94	68.1	62	160	222	7.2	94	4	59	58	35	25	386	12.5
25-26	MIZ	12-10	210/17.5	28	57	49.1	7	28	25.0	11	17	64.7	18	30	48	4.0	17	0	19	8	2	9	74	6.2
TOTAL		95-89	2709/28.5	427	981	43.5	117	371	31.5	206	288	71.5	203	413	616	6.5	259	10	140	159	85	79	1177	12.4

2025-26 NOTES

- Missed Mizzou's last seven games with a leg injury.
- Recorded his first double-double as a Tiger versus South Dakota, totaling 19 points and 12 rebounds. Also made all nine of his field goals, becoming the first Tiger to shoot 100 percent with a double-double in 14 seasons (Nov. 20).
- One of 11 players nationally to total at least 350 points, 200 rebounds, 40 made 3-pointers and 35 blocks last season.
- Brother of current Brooklyn Nets player and former Mizzou standout, Michael Porter Jr.

PERSONAL

BIRTHDAY

June 27, 2003

CAREER AMBITIONS

Artist using a variety of visual media

SEASON & CAREER BESTS

POINTS

S: 19, vs. South Dakota, 11/20/25

C: 30, vs. BYU, 2/9/23

REBOUNDS

S: 12, vs. South Dakota, 11/20/25

C: 14, vs. George Washington, 12/23/22

ASSISTS

S: 4, vs. South Carolina St, 11/25/25

C: 9, vs. Prairie View A&M, 12/14/24

BLOCKED SHOTS

S: 1, vs. VMI, 11/9/25

C: 4, 2x (last vs. Wyoming, 11/27/24)

STEALS

S: 2, 4x (last at Kansas, 12/7/25)

C: 5, 2x (last at Gonzaga, 1/4/24)

MINUTES

S: 28, at Howard, 11/3/25

C: 42, vs. Portland, 2/4/23

FIELD GOALS MADE

S: 9, vs. South Dakota, 11/20/25

C: 11, 2x (last vs. Wyoming, 11/27/24)

3-POINT FIELD GOALS MADE

S: 2, 2x (last vs. SCSU, 11/25/25)

C: 6, vs. Wyoming, 11/27/24

FREE THROWS MADE

S: 4, vs. Prairie View A&M, 11/17/25

C: 10, vs. Pacific, 3/7/24

MISCELLANEOUS

	SEASON	CAREER
Led MU in Points	0	0
Led MU in Rebounds	1	1
Led MU in Assists	0	0
30+ Points	0	1
20+ Points	0	14
10+ Points	2	61
10+ Rebounds	1	20
5+ Assists	0	3
Double-Doubles	1	18

2025-26 GAME-BY-GAME STATISTICS

Opponent	GS	Min	FG	FGA	3FG	3FGA	FT	FTA	OFF	DEF	REB	PF	AST	TO	STL	BLK	PTS
at Howard	*	28	2	4	1	2	2	2	4	2	6	1	1	0	0	0	7
SEMO	*	19	1	2	0	0	1	2	0	2	2	3	2	2	1	0	3
VMI	*	25	3	6	0	3	2	4	4	5	9	4	1	3	0	1	8
MINNESOTA	*	11	0	1	0	1	0	0	0	0	0	0	1	0	0	0	0
PRAIRIE VIEW A&M	*	17	3	7	2	6	4	4	0	2	2	2	3	0	2	0	12
SOUTH DAKOTA	*	24	9	9	0	0	1	1	4	8	12	3	1	2	2	0	19
SOUTH CAROLINA STATE	*	22	2	6	2	5	0	0	0	5	5	2	4	0	0	0	6
CLEVELAND STATE	*	18	4	10	1	5	0	0	2	4	6	1	2	1	2	0	9
at Notre Dame	*	12	0	2	0	1	0	2	1	2	3	1	2	0	0	0	0
at Kansas	*	16	1	5	1	4	1	2	3	0	3	0	1	0	2	1	4
ALABAMA STATE		1	0	0	0	0	0	0	0	0	0	0	0	0	0	0	0
BETHUNE-COOKMAN		16	3	5	0	1	0	0	0	0	0	0	1	0	0	0	6
vs. Illinois																	Did Not Play
FLORIDA																	Did Not Play
at Kentucky																	Did Not Play
at Ole Miss																	Did Not Play
AUBURN																	Did Not Play
at LSU																	Did Not Play
GEORGIA																	Did Not Play
OKLAHOMA																	
at Alabama																	
MISSISSIPPI STATE																	
at South Carolina																	
at Texas A&M																	
TEXAS																	
VANDERBILT																	
at Arkansas																	
TENNESSEE																	
at Mississippi State																	
at Oklahoma																	
ARKANSAS																	



15 SHAWN PHILLIPS JR.

@theeshawnphillips

Senior | Center | 7-0 | 245 | Dayton, Ohio | Arizona State

CAREER STATISTICS

Season	TM	GP-GS	Min/Avg	FG	FGA	FG%	3PM	3PA	3P%	FTM	FTA	FT%	O	D	REB	AVG	PF	FO	AST	TO	BLK	STL	PTS	AVG
22-23	LSU	20-0	147/7.4	10	22	45.5	0	0	0.0	7	13	53.8	18	25	43	2.2	27	0	4	6	7	4	27	1.4
23-24	ASU	24-12	346/14.4	57	103	55.3	0	0	0.0	17	35	48.6	26	53	79	3.3	68	3	9	28	26	9	131	5.5
24-25	ASU	31-12	558/18.0	67	117	57.3	0	0	0.0	33	55	60.0	47	114	161	5.2	92	4	18	42	34	6	167	5.4
25-26	MIZ	17-17	330/19.4	57	82	69.5	0	0	0.0	19	39	48.7	22	57	79	4.6	47	1	12	35	25	4	133	7.8
TOTAL		92-41	1381/15.0	191	324	59.0	0	0	0.0	76	142	53.5	113	249	362	3.9	234	8	43	111	92	23	458	5.0

2025-26 NOTES

- Leads the Tigers, ranks seventh in the SEC and 97th nationally with 1.47 blocks per game.
- Tallied a double-double in Mizzou's season-opening win – recording a team-best and career-high 16 points to go with 11 boards. He is the first Tiger to collect a double-double in his Mizzou debut since Ronnie DeGray in 2021 (Nov. 3).
- Started 12 of the final 13 games at Arizona State in 2024-25, tallying 7.8 points, 7.0 rebounds and 1.8 blocks per game.

PERSONAL

BIRTHDAY

April 13, 2004

SEASON & CAREER BESTS

POINTS

S: 17, vs. South Carolina St, 11/25/25

C: 17, vs. South Carolina St, 11/25/25

REBOUNDS

S: 13, vs. Prairie View A&M, 11/17/25

C: 14, vs. Kansas State, 3/11/25

ASSISTS

S: 3, vs. Cleveland State, 11/28/25

C: 3, 3x (last vs. Cleveland St, 11/28/25)

BLOCKED SHOTS

S: 3, 4x (last vs. Bethune-Cook, 12/14/25)

C: 4, vs Iowa State, 1/25/25

STEALS

S: 2, vs. SEMO, 11/7/25

C: 2, vs. SEMO, 11/7/25

MINUTES

S: 28, at Ole Miss, 1/10/26

C: 36, vs. BYU, 2/26/25

FIELD GOALS MADE

S: 8, at Howard, 11/3/25

C: 8, at Howard, 11/3/25

3-POINT FIELD GOALS MADE

S: n/a

C: n/a

FREE THROWS MADE

S: 6, at LSU, 1/17/26

C: 5, at LSU, 1/17/26

MISCELLANEOUS

	SEASON	CAREER
Led MU in Points	2	2
Led MU in Rebounds	6	6
Led MU in Assists	0	0
20+ Points	0	0
10+ Points	5	15
10+ Rebounds	2	5
5+ Assists	0	0
Double-Doubles	2	5

2025-26 GAME-BY-GAME STATISTICS

Opponent	GS	Min	FG	FGA	3FG	3FGA	FT	FTA	OFF	DEF	REB	PF	AST	TO	STL	BLK	PTS
at Howard	*	20	8	9	0	0	0	2	2	9	11	3	0	6	0	0	16
SEMO	*	21	3	5	0	0	1	4	1	4	5	3	2	4	2	3	7
VMI																	
MINNESOTA	*	13	0	1	0	0	0	0	0	1	1	3	1	1	0	1	0
PRAIRIE VIEW A&M	*	19	5	10	0	0	2	4	3	10	13	1	1	2	0	0	12
SOUTH DAKOTA																	
SOUTH CAROLINA STATE	*	15	7	8	0	0	3	5	5	3	8	1	1	2	0	2	17
CLEVELAND STATE	*	16	2	2	0	0	2	2	1	4	5	3	3	1	1	3	6
at Notre Dame	*	24	3	5	0	0	0	1	0	2	2	3	0	1	0	0	6
at Kansas	*	20	3	6	0	0	1	2	1	3	4	3	1	2	0	2	7
ALABAMA STATE	*	22	3	3	0	0	1	2	1	4	5	3	1	1	0	3	7
BETHUNE-COOKMAN	*	17	2	4	0	0	0	0	1	3	4	1	0	3	0	3	4
vs. Illinois	*	17	3	4	0	0	0	0	1	0	1	2	0	2	0	0	6
FLORIDA	*	20	1	3	0	0	2	5	0	3	3	4	1	2	0	0	4
at Kentucky	*	22	4	5	0	0	0	0	0	1	1	4	1	2	0	2	8
at Ole Miss	*	28	6	7	0	0	0	3	1	5	6	2	0	3	1	2	12
AUBURN	*	19	1	2	0	0	0	0	1	2	3	4	0	1	0	2	2
at LSU	*	21	2	3	0	0	6	8	2	3	5	2	0	1	0	1	10
GEORGIA	*	18	4	5	0	0	1	1	2	0	2	5	0	1	0	1	9
OKLAHOMA																	
at Alabama																	
MISSISSIPPI STATE																	
at South Carolina																	
at Texas A&M																	
TEXAS																	
VANDERBILT																	
at Arkansas																	
TENNESSEE																	
at Mississippi State																	
at Oklahoma																	
ARKANSAS																	



17 JAYDEN STONE

@JaydenSballin
 @jayshawncstone

Graduate | Guard | 6-4 | 185 | Perth, Australia | West Virginia

CAREER STATISTICS

Season	TM	GP-GS	Min/Avg	FG	FGA	FG%	3PM	3PA	3P%	FTM	FTA	FT%	O	D	REB	AVG	PF	FO	AST	TO	BLK	STL	PTS	AVG
20-21	GCU	15- 0	199/13.3	19	56	33.9	9	31	29.0	10	10	100.0	2	15	17	1.1	9	0	19	10	0	9	57	3.8
21-22	GCU	15- 0	128/8.5	14	28	50.0	4	12	33.3	13	18	72.2	7	17	24	1.6	8	0	6	6	0	2	45	3.0
22-23	UDM	13-13	408/31.4	62	126	49.2	27	52	51.9	30	35	85.7	9	60	69	5.3	20	0	28	16	1	8	181	13.9
23-24	UDM	26-25	934/35.9	188	445	42.2	62	199	31.2	104	131	79.4	23	122	145	5.6	45	0	69	66	7	40	542	20.8
25-26	MIZ	12- 6	343/28.6	61	108	56.5	25	59	42.4	33	44	75.0	10	52	62	5.2	21	0	32	10	4	14	180	15.0
TOTAL		81-44	2012/24.8	344	763	45.1	127	353	36.0	190	238	79.8	51	266	317	3.9	103	0	154	108	12	73	1005	12.4

2025-26 NOTES

- Ranks second on the team in scoring and rebounding and third in assists.
- Missed seven games from Nov. 25 to Dec. 22 with a hand injury.
- Returned to the lineup on Jan. 3 and is averaging 16.7 points and 5.8 rebounds in his six games back.
- Scored his 1,000th career point on Tuesday versus Georgia (Jan. 20).
- Scored at least 20 points in three of the last five games.
- Also missed the 2024-25 season with West Virginia due to an injury.
- Tallied double figures in the first six games of the season – the first Tiger to do so in his first six career games at Mizzou since Jordan Clarkson in 2013-14.
- Ranked 22nd nationally in scoring during the 2023-24 campaign, averaging 20.8 points per game with Detroit Mercy.

PERSONAL

BIRTHDAY

November 10, 2000

CAREER AMBITIONS

Psychology field

SEASON & CAREER BESTS

POINTS

S: 22, vs. Auburn, 1/14/26

C: 36, at Robert Morris, 1/17/24

REBOUNDS

S: 8, vs. Georgia, 1/20/26

C: 12, vs. Rochester Christian, 11/8/22

ASSISTS

S: 6, vs. Georgia, 1/20/26

C: 10, at Milwaukee, 1/25/24

BLOCKED SHOTS

S: 1, 3x (last at LSU, 1/17/26)

C: 2, at Northern Kentucky, 2/10/24

STEALS

S: 3, vs. Georgia, 1/20/26

C: 6, vs. Ball State, 12/6/23

MINUTES

S: 36, at LSU, 1/17/26

C: 49, at Robert Morris, 1/17/24

FIELD GOALS MADE

S: 7, 3x (last at LSU, 1/17/26)

C: 12, 2x (last at Robert Morris, 1/17/24)

3-POINT FIELD GOALS MADE

S: 3, 4x (last at LSU, 1/17/26)

C: 6, at Northern Kentucky, 1/8/23

FREE THROWS MADE

S: 6, vs. Auburn, 1/14/26

C: 8, 5x (last vs PFW, 2/17/24)

MISCELLANEOUS

	SEASON	CAREER
Led MU in Points	2	2
Led MU in Rebounds	3	3
Led MU in Assists	2	2
30+ Points	0	3
20+ Points	3	23
10+ Points	11	43
10+ Rebounds	0	2
5+ Assists	3	6
Double-Doubles	0	3

2025-26 GAME-BY-GAME STATISTICS

Opponent	GS	Min	FG	FGA	3FG	3FGA	FT	FTA	OFF	DEF	REB	PF	AST	TO	STL	BLK	PTS
at Howard		27	5	7	3	4	0	0	0	5	5	1	3	3	1	0	13
SEMO		27	5	9	3	7	1	2	1	1	2	2	2	1	0	1	14
VMI		22	7	10	0	2	2	2	3	4	7	2	5	1	1	0	16
MINNESOTA		23	4	7	1	4	4	5	0	3	3	1	0	0	2	0	13
PRAIRIE VIEW A&M		28	5	8	2	4	0	0	1	3	4	2	5	1	1	0	12
SOUTH DAKOTA		24	3	5	1	3	5	6	0	6	6	0	1	1	2	0	12
SOUTH CAROLINA STATE											Did Not Play						
CLEVELAND STATE											Did Not Play						
at Notre Dame											Did Not Play						
at Kansas											Did Not Play						
ALABAMA STATE											Did Not Play						
BETHUNE-COOKMAN											Did Not Play						
vs. Illinois											Did Not Play						
FLORIDA	*	28	3	8	2	6	1	4	0	6	6	3	2	0	1	0	9
at Kentucky	*	27	6	10	3	6	5	7	0	7	7	0	1	1	0	0	20
at Ole Miss	*	31	4	6	3	5	5	7	1	3	4	3	4	1	1	0	16
AUBURN	*	35	7	10	2	5	6	6	0	6	6	2	3	0	2	1	22
at LSU	*	36	7	14	3	7	3	3	1	3	4	3	0	0	0	1	20
GEORGIA	*	26	5	14	2	6	1	2	3	5	8	2	6	1	3	1	13
OKLAHOMA																	
at Alabama																	
MISSISSIPPI STATE																	
at South Carolina																	
at Texas A&M																	
TEXAS																	
VANDERBILT																	
at Arkansas																	
TENNESSEE																	
at Mississippi State																	
at Oklahoma																	
ARKANSAS																	



24 NICHOLAS RANDALL

@24_butta

@24_.butta

Freshman | Guard / Forward | 6-9 | 240 | St. Louis, Mo. | AZ Compass Prep

CAREER STATISTICS

Season	TM	GP-GS	Min/Avg	FG	FGA	FG%	3PM	3PA	3P%	FTM	FTA	FT%	O	D	REB	AVG	PF	FO	AST	TO	BLK	STL	PTS	AVG
25-26	MIZ	14-0	83/5.9	3	10	30.0	0	3	0.0	2	4	50.0	5	12	17	1.2	11	1	2	6	1	4	8	0.6

2025-26 NOTES

- One of two freshmen on the roster in 2025-26.
- Registered a season-best four rebounds in two of the last four games.
- Ranked as high as the nation's No. 78 player by ESPN.

PERSONAL

BIRTHDAY

December 29, 2006

CAREER AMBITIONS

Stay in basketball, possibly as a coach or broadcaster

CAREER BESTS

POINTS

3, vs. VMI, 11/9/25

REBOUNDS

4, 2x (last at Ole Miss, 1/10/26)

ASSISTS

1, 2x (last vs. S Carolina St, 11/25/25)

BLOCKED SHOTS

1, vs. Bethune-Cookman, 12/14/25

STEALS

1, 4x (last at Kentucky, 1/7/26)

MINUTES

13, vs. Illinois, 12/22/25

FIELD GOALS MADE

1, 3x (last vs. S Carolina St, 11/25/25)

3-POINT FIELD GOALS MADE

n/a

FREE THROWS MADE

1, 2x (last vs. Cleveland St, 11/28/25)

MISCELLANEOUS

	SEASON	CAREER
Led MU in Points	0	0
Led MU in Rebounds	0	0
Led MU in Assists	0	0
20+ Points	0	0
10+ Points	0	0
10+ Rebounds	0	0
5+ Assists	0	0
Double-Doubles	0	0

2025-26 GAME-BY-GAME STATISTICS

Opponent	GS	Min	FG	FGA	3FG	3FGA	FT	FTA	OFF	DEF	REB	PF	AST	TO	STL	BLK	PTS
at Howard																	
SEMO																	
VMI	6	1	1	0	0	0	1	1	0	1	1	0	0	0	1	0	3
MINNESOTA	6	0	0	0	0	0	0	0	1	0	1	1	0	0	0	0	0
PRAIRIE VIEW A&M	4	0	0	0	0	0	0	0	0	0	0	5	1	2	1	0	0
SOUTH DAKOTA	7	1	1	0	0	0	0	0	0	1	1	0	0	0	0	0	2
SOUTH CAROLINA STATE	5	1	1	0	0	0	0	0	1	0	1	0	1	0	0	0	2
CLEVELAND STATE	3	0	1	0	1	1	2	0	0	0	0	0	0	0	0	0	1
at Notre Dame																	
at Kansas	7	0	0	0	0	0	0	0	0	0	0	1	0	0	1	0	0
ALABAMA STATE																	
BETHUNE-COOKMAN	3	0	0	0	0	0	0	0	0	1	1	1	0	1	0	1	0
vs. Illinois	13	0	1	0	1	0	0	1	1	1	2	0	0	1	0	0	0
FLORIDA	6	0	1	0	0	0	0	0	1	1	2	0	0	0	0	0	0
at Kentucky	11	0	1	0	0	0	0	0	0	4	4	3	0	1	1	0	0
at Ole Miss	4	0	1	0	1	0	0	0	1	3	4	0	0	0	0	0	0
AUBURN	4	0	1	0	0	0	0	0	0	0	0	0	0	1	0	0	0
at LSU	4	0	1	0	0	0	0	0	0	0	0	0	0	0	0	0	0
GEORGIA																	
OKLAHOMA																	
at Alabama																	
MISSISSIPPI STATE																	
at South Carolina																	
at Texas A&M																	
TEXAS																	
VANDERBILT																	
at Arkansas																	
TENNESSEE																	
at Mississippi State																	
at Oklahoma																	
ARKANSAS																	



25 MARK MITCHELL



@Mark_mitchell25



@mark.mitchell25

Senior | Guard / Forward | 6-9 | 230 | Kansas City, Kan. | Duke

CAREER STATISTICS

Season	TM	GP-GS	Min/Avg	FG	FGA	FG%	3PM	3PA	3P%	FTM	FTA	FT%	O	D	REB	AVG	PF	FO	AST	TO	BLK	STL	PTS	AVG
22-23	DUKE	35-35	948/27.1	114	243	46.9	19	54	35.2	71	93	76.3	47	111	158	4.5	35	0	42	46	18	22	318	9.1
23-24	DUKE	33-32	945/28.6	136	252	54.0	11	40	27.5	99	159	62.3	74	123	197	6.0	54	1	36	38	24	26	382	11.6
24-25	MIZ	33-33	917/27.8	152	301	50.5	13	50	26.0	142	212	67.0	47	107	154	4.7	54	0	64	53	25	32	459	13.9
25-26	MIZ	19-19	602/31.7	114	205	55.6	7	26	26.9	94	140	67.1	31	69	100	5.3	26	0	60	42	10	15	329	17.3
TOTAL		120-119	3411/28.4	516	1001	51.5	50	170	29.4	406	604	67.2	199	410	609	5.1	169	1	202	179	77	95	1488	12.4

CAREER HONORS

- 2025-26 Oscar Robertson Trophy Preseason Watch List
- 2025-26 Preseason All-SEC Second Team (Media & Coaches)
- 2024-25 NABC All-Central District Second Team
- 2024-25 All-SEC Second Team (Media)
- 2024-25 All-SEC Third Team (Coaches)

2025-26 NOTES

- Team captain.
- Named to the Oscar Robertson Trophy Preseason Watch List and Preseason All-SEC Second Team.
- Leads Mizzou in scoring and rebounds, while ranking second in assists.
- One of 12 players nationally to average 17 points, five rebounds and three assists.
- Ranked 29th nationally with 140 free-throw attempts in 2025-26.
- Tallied 29 points on just 14 field-goal attempts (shooting 12-of-14 overall) versus Southeast Missouri. He is the first Tiger to score 29 points, while shooting at least 85 percent in the last 20 seasons (Nov. 7).
- Became the first Tiger to record 20 points, eight rebounds and seven assists (a new career high) in a game in 14 years when he did so at Ole Miss last Saturday (Jan. 10).
- Led Mizzou with 13.9 points in 2024-25 – his 13.9 average is the highest by a returning Tiger since 2011-12.

2025-26 GAME-BY-GAME STATISTICS

Opponent	GS	Min	FG	FGA	3FG	3FGA	FT	FTA	OFF	DEF	REB	PF	AST	TO	STL	BLK	PTS
at Howard	*	25	4	6	0	0	1	4	4	2	6	4	2	1	1	0	9
SEMO	*	31	12	14	0	0	5	11	2	3	5	1	3	6	1	1	29
VMI	*	33	7	13	0	1	10	13	1	9	10	1	3	2	1	1	24
MINNESOTA	*	36	6	11	0	3	6	8	0	6	6	1	6	3	0	0	18
PRAIRIE VIEW A&M	*	27	3	5	0	0	4	5	3	2	5	1	2	2	0	1	10
SOUTH DAKOTA	*	28	7	12	0	0	8	11	2	3	5	1	2	4	1	0	22
SOUTH CAROLINA STATE	*	26	5	8	0	1	5	6	4	3	7	0	6	1	0	0	15
CLEVELAND STATE	*	30	3	4	0	1	4	4	2	4	6	1	4	1	0	0	10
at Notre Dame	*	38	8	17	1	4	9	11	0	5	5	2	1	3	2	1	26
vs. Kansas	*	32	7	15	1	3	6	11	3	4	7	1	1	3	0	0	21
ALABAMA STATE	*	35	6	10	0	0	3	4	0	4	4	0	3	3	0	0	15
BETHUNE-COOKMAN	*	28	8	12	1	2	2	3	4	3	7	1	3	2	4	0	19
vs. Illinois	*	27	2	6	0	2	1	2	1	1	2	1	2	0	1	1	5
FLORIDA	*	36	5	14	1	3	3	5	1	0	1	3	3	1	0	2	14
at Kentucky	*	36	7	15	1	1	6	7	0	1	1	1	4	1	0	0	21
at Ole Miss	*	35	7	9	1	1	5	8	2	6	8	0	7	3	0	1	20
AUBURN	*	37	7	13	0	1	6	14	1	4	5	1	5	2	1	1	20
at LSU	*	26	3	6	0	1	7	10	1	4	5	4	0	2	1	1	13
GEORGIA	*	36	7	15	1	2	3	3	0	5	5	2	3	2	2	0	18
OKLAHOMA																	
at Alabama																	
MISSISSIPPI STATE																	
at South Carolina																	
at Texas A&M																	
TEXAS																	
VANDERBILT																	
at Arkansas																	
TENNESSEE																	
at Mississippi State																	
at Oklahoma																	
ARKANSAS																	

PERSONAL

BIRTHDAY

September 1, 2003

CAREER AMBITIONS

Sports Agent

SEASON & CAREER BESTS

POINTS

S: 29, vs. SEMO, 11/7/25

C: 31, vs. Alabama, 2/19/25

REBOUNDS

S: 10, vs. VMI, 11/9/25

C: 14, at Notre Dame, 1/6/24

ASSISTS

S: 7, at Ole Miss, 1/10/26

C: 7, at Ole Miss, 1/10/26

BLOCKED SHOTS

S: 2, vs. Florida, 1/3/26

C: 3, 4x (last vs. Jax State, 12/17/24)

STEALS

S: 4, vs. Bethune-Cookman, 12/14/25

C: 5, vs. MVSU, 11/14/24

MINUTES

S: 38, at Notre Dame, 12/2/25

C: 41, at Vanderbilt, 3/1/25

FIELD GOALS MADE

S: 12, vs. SEMO, 11/7/25

C: 12, vs. SEMO, 11/7/25

3-POINT FIELD GOALS MADE

S: 1, 7x (last vs. Georgia, 1/20/26)

C: 2, 10x (last vs. Kentucky, 3/8/25)

FREE THROWS MADE

S: 10, vs. VMI, 11/9/25

C: 13, vs. Oklahoma, 2/12/25

MISCELLANEOUS

	SEASON	CAREER
Led MU in Points	9	18
Led MU in Rebounds	6	19
Led MU in Assists	6	11
30+ Points	0	1
20+ Points	8	19
10+ Points	17	77
10+ Rebounds	1	4
5+ Assists	4	7
Double-Doubles	1	4



35 JACOB CREWS

@JacobCrews0

@j_crews35

Graduate | Guard / Forward | 6-8 | 215 | Hilliard, Fla. | UT Martin

CAREER STATISTICS

Season	TM	GP-GS	Min/Avg	FG	FGA	FG%	3PM	3PA	3P%	FTM	FTA	FT%	O	D	REB	AVG	PF	FO	AST	TO	BLK	STL	PTS	AVG
20-21	UNF	22- 3	291/13.2	34	108	31.5	25	83	30.1	7	8	87.5	11	31	42	1.9	16	0	6	13	5	7	100	4.5
21-22	UNF	9- 0	97/10.8	8	36	22.2	6	28	21.4	1	2	50.0	5	11	16	1.8	4	0	5	9	3	1	23	2.6
23-24	UTM	32-32	1066/33.3	206	425	48.5	89	215	41.4	111	136	81.6	65	198	263	8.2	49	0	34	42	15	26	612	19.1
24-25	MIZ	33- 0	426/12.9	65	172	37.8	40	119	33.6	14	19	73.7	24	45	69	2.1	32	0	11	8	3	10	184	5.6
25-26	MIZ	19- 9	456/24.0	72	140	51.4	45	96	46.9	31	39	79.5	29	55	84	4.4	35	0	8	13	4	7	220	11.6
TOTAL		115-44	2337/20.3	385	881	43.7	205	541	37.9	164	204	80.4	134	340	474	4.1	136	0	64	85	30	51	1139	9.9

CAREER HONORS

- 2023-24 All-Ohio Valley Conference
- 2023-24 Ohio Valley Conference All-Newcomer Team
- 2023-24 NABC All-District First Team

2025-26 NOTES

- Ranks 15th nationally among players with two made 3-pointers per game with a 3-point percentage of 46.9.
- His 45 triples are 27 more than he last season through 19 contests (had 18 in 2024-25).
- Tallied 22 points at Notre Dame – his most in a Mizzou uniform (Dec. 2).
- Scored his 1,000th career point versus South Carolina State (Nov. 25).
- Tallied 7.8 points in the final 14 games of the 2024-25 season, shooting 38.9 percent from 3-point range.

2025-26 GAME-BY-GAME STATISTICS

Opponent	GS	Min	FG	FGA	3FG	3FGA	FT	FTA	OFF	DEF	REB	PF	AST	TO	STL	BLK	PTS
at Howard		12	4	7	2	3	0	0	2	1	3	0	0	0	0	1	10
SEMO		19	1	3	1	3	2	2	1	4	5	3	0	0	1	0	5
VMI		14	5	8	2	4	2	3	1	5	6	0	0	0	0	0	14
MINNESOTA		27	5	8	4	6	0	0	0	8	8	1	1	1	0	0	14
PRAIRIE VIEW A&M		24	7	10	4	5	2	3	4	4	8	1	0	1	0	0	20
SOUTH DAKOTA		21	4	7	3	5	4	4	1	1	2	3	1	1	2	0	15
SOUTH CAROLINA STATE		23	2	7	0	5	3	4	1	4	5	2	1	1	1	0	7
CLEVELAND STATE		28	7	15	4	10	2	2	4	4	8	1	0	2	1	1	20
at Notre Dame		31	6	11	5	10	5	6	1	1	2	4	0	1	0	0	22
at Kansas		25	4	10	3	7	0	0	0	1	1	3	0	0	0	0	11
ALABAMA STATE	*	30	7	9	6	8	0	0	2	2	4	0	0	1	0	0	20
BETHUNE-COOKMAN	*	32	8	9	3	4	1	2	2	3	5	2	1	1	1	0	20
vs. Illinois	*	29	1	9	1	4	0	1	2	2	4	3	1	1	0	0	3
FLORIDA	*	29	2	3	0	1	9	10	3	1	4	2	0	0	0	0	13
at Kentucky	*	16	1	3	1	3	0	0	0	1	1	1	0	0	1	1	3
at Ole Miss	*	21	2	6	1	5	0	0	0	4	4	3	1	1	0	0	5
AUBURN	*	16	1	2	1	2	1	2	1	3	4	1	0	0	0	0	4
at LSU	*	30	1	5	1	3	0	0	3	2	5	2	2	1	0	0	3
GEORGIA	*	30	4	8	3	7	0	0	1	4	5	3	0	1	0	1	11
OKLAHOMA																	
at Alabama																	
MISSISSIPPI STATE																	
at South Carolina																	
at Texas A&M																	
TEXAS																	
VANDERBILT																	
at Arkansas																	
TENNESSEE																	
at Mississippi State																	
at Oklahoma																	
ARKANSAS																	

PERSONAL

BIRTHDAY

July 17, 2000

CAREER AMBITIONS

Sales – cars or real estate

SEASON & CAREER BESTS

POINTS

S: 22, at Notre Dame, 12/2/25

C: 35, vs. Little Rock, 1/13/24

REBOUNDS

S: 8, 3x (last vs. Cleveland St, 11/28/25)

C: 17, vs. Brescia, 11/13/23

ASSISTS

S: 2, at LSU, 1/17/26

C: 3, at McNeese State, 12/2/23

BLOCKED SHOTS

S: 1, 4x (last vs. Georgia, 1/20/26)

C: 2, 5x (last vs. Morehead St, 3/8/24)

STEALS

S: 2, vs. South Dakota, 11/20/25

C: 4, vs. North Alabama, 11/22/23

MINUTES

S: 32, vs. Bethune-Cookman, 12/14/25

C: 40, vs. Morehead State, 3/8/24

FIELD GOALS MADE

S: 8, vs. Bethune-Cookman, 12/14/25

C: 11, 2x (last vs. Morehead St, 2/17/24)

3-POINT FIELD GOALS MADE

S: 6, vs. Alabama State, 12/11/25

C: 6, 3x (last vs. Alabama St, 12/11/25)

FREE THROWS MADE

S: 9, vs. Florida, 1/3/26

C: 13, vs. Little Rock, 1/13/24

MISCELLANEOUS

	SEASON	CAREER
Led MU in Points	4	5
Led MU in Rebounds	5	5
Led MU in Assists	0	0
30+ Points	0	4
20+ Points	5	21
10+ Points	12	49
10+ Rebounds	0	9
5+ Assists	0	0
Double-Doubles	0	9



45 LUKE NORTHWEATHER

@l_northweather
@luke.northweather

Junior | Forward | 6-11 | 235 | Jefferson City, Mo. | Oklahoma

CAREER STATISTICS

Season	TM	GP-GS	Min/Avg	FG	FGA	FG%	3PM	3PA	3P%	FTM	FTA	FT%	O	D	REB	AVG	PF	FO	AST	TO	BLK	STL	PTS	AVG
23-24	OKLA	25-0	214/8.6	17	42	40.5	8	30	26.7	9	11	81.8	11	27	38	1.5	21	0	11	9	8	3	51	2.0
24-25	OKLA	30-0	340/11.3	27	63	42.9	17	50	34.0	10	14	71.4	7	37	44	1.5	34	0	11	3	7	2	81	2.7
25-26	MIZ	17-2	242/14.3	21	45	46.7	13	31	41.9	4	7	57.1	17	30	47	2.8	27	0	11	6	4	5	59	3.5
TOTAL		72-2	797/11.1	65	150	43.3	38	111	34.2	23	32	71.9	35	94	129	1.8	82	0	33	18	19	10	191	2.7

2025-26 NOTES

- Scored in double figures for the first time at Mizzou with 10 points versus Cleveland State (Nov. 28).
- Collected a season-best 10 rebounds in his first career start in Mizzou's versus VMI (Nov. 9).
- Matched career highs with two made 3-pointers and 23 minutes played in the season opener versus Howard (Nov. 3).

PERSONAL

BIRTHDAY

August 28, 2003

CAREER AMBITIONS

Financial advisor or analyst

SEASON & CAREER BESTS

POINTS

S: 10, vs. Cleveland State, 11/28/25
C: 10, 3x (last vs. Cleveland St, 11/28/25)

REBOUNDS

S: 10, vs. VMI, 11/9/25
C: 10, vs. VMI, 11/9/25

ASSISTS

S: 3, vs. VMI, 11/9/25
C: 3, 3x (last vs. VMI, 11/9/25)

BLOCKED SHOTS

S: 1, 3x (last vs. Florida, 1/3/26)
C: 2, 2x (last vs. Arizona, 11/28/24)

STEALS

S: 2, 2x (last vs. VMI, 11/9/25)
C: 2, 2x (last vs. VMI, 11/9/25)

MINUTES

S: 26, vs. VMI, 11/9/25
C: 26, vs. VMI, 11/9/25

FIELD GOALS MADE

S: 4, vs. Cleveland State, 11/28/25
C: 4, 2x (last vs. Cleveland St, 11/28/25)

3-POINT FIELD GOALS MADE

S: 2, 2x (last vs. Minnesota, 11/12/25)
C: 2, 6x (last at Howard, 11/3/25)

FREE THROWS MADE

S: 2, vs. SEMO, 11/7/25
C: 3, at Arkansas, 1/25/25

MISCELLANEOUS

	SEASON	CAREER
Led MU in Points	0	0
Led MU in Rebounds	1	1
Led MU in Assists	0	0
20+ Points	0	0
10+ Points	1	3
10+ Rebounds	1	1
5+ Assists	0	0
Double-Doubles	0	0

2025-26 GAME-BY-GAME STATISTICS

Opponent	GS	Min	FG	FGA	3FG	3FGA	FT	FTA	OFF	DEF	REB	PF	AST	TO	STL	BLK	PTS
at Howard		23	2	5	2	3	1	2	0	5	5	1	2	1	0	1	7
SEMO		19	1	2	1	2	2	2	1	1	2	1	1	1	2	1	5
VMI	*	26	1	4	1	3	0	0	5	5	10	3	3	0	2	0	3
MINNESOTA		21	2	2	2	2	0	0	0	1	1	4	0	0	1	0	6
PRAIRIE VIEW A&M		16	1	2	1	2	1	2	0	6	6	2	1	0	0	0	4
SOUTH DAKOTA	*	20	1	3	1	1	0	0	2	0	2	2	2	1	0	0	3
SOUTH CAROLINA STATE		13	2	2	1	1	0	0	1	1	2	0	0	0	0	0	5
CLEVELAND STATE		15	4	7	2	5	0	0	2	4	6	0	0	1	0	1	10
at Notre Dame		16	0	1	0	1	0	1	1	1	2	2	1	0	0	0	0
at Kansas		13	1	4	1	4	0	0	1	0	1	3	0	0	0	0	3
ALABAMA STATE		21	3	4	0	1	0	0	2	2	4	1	1	1	0	0	6
BETHUNE-COOKMAN		14	3	6	1	4	0	0	0	3	3	3	0	0	0	0	7
vs. Illinois		13	0	0	0	0	0	0	1	1	2	2	0	0	0	0	0
FLORIDA		8	0	1	0	1	0	0	1	0	1	3	0	1	0	1	0
at Kentucky		3	0	0	0	0	0	0	0	0	0	0	0	0	0	0	0
at Ole Miss																	
AUBURN		2	0	2	0	1	0	0	0	0	0	0	0	0	0	0	0
at LSU																	
GEORGIA		2	0	0	0	0	0	0	0	0	0	0	0	0	0	0	0
OKLAHOMA																	
at Alabama																	
MISSISSIPPI STATE																	
at South Carolina																	
at Texas A&M																	
TEXAS																	
VANDERBILT																	
at Arkansas																	
TENNESSEE																	
at Mississippi State																	
at Oklahoma																	
ARKANSAS																	

Game Records

Record	Overall	Home	Away	Neutral
ALL GAMES	13-6	11-1	2-4	0-1
CONFERENCE	3-3	2-1	1-2	0-0
NON-CONFERENCE	10-3	9-0	1-2	0-1

Score by Periods

Team	1st	2nd	OT	TOT
Missouri	753	780	0	1533
Opponents	649	724	0	1373

Team Box Score

No.	Player				Total		3-Point		F-Throw		Rebounds											
		GP-GS	MIN	AVG	FG-FGA	FG%	3FG-3FGA	3FG%	FT-FTA	FT%	OFF	DEF	TOT	AVG	PF	DQ	A	TO	BLK	STL	PTS	AVG
25	MITCHELL, Mark	19-19	601:38	31.7	114-205	.556	7-26	.269	94-140	.671	31	69	100	5.3	26	0	60	42	10	15	329	17.3
17	STONE, Jayden	12-6	342:58	28.6	61-108	.565	25-59	.424	33-44	.750	10	52	62	5.2	21	0	32	10	4	14	180	15.0
35	CREWS, Jacob	19-9	456:03	24.0	72-140	.514	45-96	.469	31-39	.795	29	55	84	4.4	35	0	8	13	4	7	220	11.6
11	PIERCE, Trent	6-0	143:29	23.9	21-41	.512	13-29	.448	5-7	.714	4	17	21	3.5	12	0	8	5	3	8	60	10.0
0	ROBINSON II, Anthony	19-19	560:21	29.5	62-150	.413	18-62	.290	47-68	.691	18	51	69	3.6	56	2	71	36	7	37	189	9.9
15	PHILLIPS JR., Shawn	17-17	330:21	19.4	57-82	.695	0-0	.000	19-39	.487	22	57	79	4.6	47	1	12	35	25	4	133	7.8
12	MACK, Sebastian	16-9	279:20	17.5	45-109	.413	9-32	.281	19-29	.655	4	17	21	1.3	21	0	10	19	1	16	118	7.4
14	PORTER, Jevon	12-10	209:45	17.5	28-57	.491	7-28	.250	11-17	.647	18	30	48	4.0	17	0	19	8	2	9	74	6.2
5	BARRETT, T.O.	19-0	347:47	18.3	43-81	.531	2-15	.133	24-28	.857	14	23	37	1.9	41	1	48	32	1	17	112	5.9
45	NORTHWEATHER, Luke	17-2	242:20	14.3	21-45	.467	13-31	.419	4-7	.571	17	30	47	2.8	27	0	11	6	4	5	59	3.5
6	BOATENG, Annor	12-4	161:13	13.4	13-42	.310	5-19	.263	8-14	.571	5	20	25	2.1	18	0	5	12	2	5	39	3.3
7	BURNS, Trent	8-0	42:08	5.3	5-9	.556	1-4	.250	1-2	.500	0	6	6	0.8	4	0	2	5	2	0	12	1.5
24	RANDALL, Nicholas	14-0	82:36	5.9	3-10	.300	0-3	.000	2-4	.500	5	12	17	1.2	11	1	2	6	1	4	8	0.6
Team											39	31	70				12					
Total		19	3800		545-1079	.505	145-404	.359	298-438	.680	216	470	686	36.1	336	5	288	241	66	141	1533	80.7
Opponents		19	3800		458-1104	.415	176-494	.356	281-381	.738	212	388	600	31.6	355	8	244	224	61	117	1373	72.3

Team Statistics

	MO	OPP
Scoring	1533	1373
Points per game	80.7	72.3
Scoring margin	+8.4	-
Field goals-att	545-1079	458-1104
Field goal pct	.505	.415
3 point fg-att	145-404	176-494
3-point FG pct	.359	.356
3-pt FG made per game	7.6	9.3
Free throws-att	298-438	281-381
Free throw pct	.680	.738
F-Throws made per game	15.7	14.8
Rebounds	686	600
Rebounds per game	36.1	31.6
Rebounding margin	+4.5	-
Assists	288	244
Assists per game	15.2	12.8
Turnovers	241	224
Turnovers per game	12.7	11.8
Turnover margin	-0.9	-
Assist/turnover ratio	1.2	1.1
Steals	141	117
Steals per game	7.4	6.2
Blocks	66	61
Blocks per game	3.5	3.2
Winning streak	0	-
Home win streak	0	-
Attendance	111993	57459
Home games-Avg/Game	12-9333	6-9577
Neutral site-Avg/Game	-	1-18505

Team Results

Date	Opponent		Score	Att.
11/03/2025	at Howard	W	88-67	2312
11/07/2025	Southeast Mo. St.	W	89-84	11314
11/09/2025	VMI	W	106-68	7986
11/12/2025	Minnesota	W	83-60	8969
11/17/2025	Prairie View	W	91-73	7595
11/20/2025	South Dakota	W	102-68	8027
11/25/2025	South Carolina St.	W	98-66	7887
11/28/2025	Cleveland St.	W	86-59	9463
12/02/2025	at Notre Dame	L	71-76	4980
12/07/2025	at Kansas	L	60-80	15407
12/11/2025	Alabama St.	W	85-77	7976
12/14/2025	Bethune-Cookman	W	82-60	8049
12/22/2025	vs Illinois	L	48-91	18505
01/03/2026	Florida	W	76-74	12746
01/07/2026	at Kentucky	W	73-68	19085
01/10/2026	at Ole Miss	L	69-76	7859
01/14/2026	Auburn	W	84-74	10916
01/17/2026	at LSU	L	70-78	7816
01/20/2026	Georgia	L	72-74	11065

Game Records

Record	Overall	Home	Away	Neutral
ALL GAMES	3-3	2-1	1-2	0-0
CONFERENCE	3-3	2-1	1-2	0-0
NON-CONFERENCE	0-0	0-0	0-0	0-0

Score by Periods

Team	1st	2nd	OT	TOT
Missouri	199	245	0	444
Opponents	208	236	0	444

Team Box Score

No.	Player				Total		3-Point		F-Throw		Rebounds													
		GP-GS	MIN	AVG	FG-FGA	FG%	3FG-3FGA	3FG%	FT-FTA	FT%	OFF	DEF	TOT	AVG	PF	DQ	A	TO	BLK	STL	PTS	AVG		
25	MITCHELL, Mark	6-6	206:27	34.4	36-72	.500	4-9	.444	30-47	.638	5	20	25	4.2	11	0	22	11	5	4	106	17.7		
17	STONE, Jayden	6-6	191:42	31.9	32-62	.516	15-35	.429	21-29	.724	5	30	35	5.8	13	0	16	3	3	7	100	16.7		
11	PIERCE, Trent	6-0	143:29	23.9	21-41	.512	13-29	.448	5-7	.714	4	17	21	3.5	12	0	8	5	3	8	60	10.0		
0	ROBINSON II, Anthony	6-6	176:20	29.4	17-47	.362	3-18	.167	10-15	.667	7	16	23	3.8	14	1	27	13	1	7	47	7.8		
15	PHILLIPS JR., Shawn	6-6	127:28	21.2	18-25	.720	0-0	.000	9-17	.529	6	14	20	3.3	21	1	2	10	8	1	45	7.5		
5	BARRETT, T.O.	6-0	113:56	19.0	15-28	.536	0-3	.000	14-16	.875	5	11	16	2.7	11	0	12	13	0	5	44	7.3		
35	CREWS, Jacob	6-6	139:36	23.3	11-27	.407	7-22	.318	10-12	.833	8	15	23	3.8	12	0	3	3	2	1	39	6.5		
7	BURNS, Trent	3-0	12:30	4.2	1-2	.500	1-2	.500	0-0	.000	0	0	0	0.0	0	0	0	1	0	0	3	1.0		
45	NORTHWEATHER, Luke	4-0	13:28	3.4	0-3	.000	0-2	.000	0-0	.000	1	0	1	0.3	3	0	0	1	1	0	0	0.0		
12	MACK, Sebastian	3-0	13:57	4.7	0-3	.000	0-2	.000	0-0	.000	0	1	1	0.3	1	0	1	2	0	0	0	0.0		
6	BOATENG, Annor	4-0	31:17	7.8	0-4	.000	0-2	.000	0-2	.000	0	5	5	1.3	4	0	1	2	1	0	0	0.0		
24	RANDALL, Nicholas	5-0	29:50	6.0	0-5	.000	0-1	.000	0-0	.000	2	8	10	2.0	3	0	0	2	0	1	0	0.0		
Team											12	10	22					6						
Total		6	1200		151-319	.473	43-125	.344	99-145	.683	55	147	202	33.7	105	2	92	72	24	34	444	74.0		
Opponents		6	1200		147-358	.411	47-143	.329	103-135	.763	81	134	215	35.8	113	2	79	56	24	34	444	74.0		

Team Statistics

	MO	OPP
Scoring	444	444
Points per game	74.0	74.0
Scoring margin	0.0	-
Field goals-att	151-319	147-358
Field goal pct	.473	.411
3 point fg-att	43-125	47-143
3-point FG pct	.344	.329
3-pt FG made per game	7.2	7.8
Free throws-att	99-145	103-135
Free throw pct	.683	.763
F-Throws made per game	16.5	17.2
Rebounds	202	215
Rebounds per game	33.7	35.8
Rebounding margin	-2.2	-
Assists	92	79
Assists per game	15.3	13.2
Turnovers	72	56
Turnovers per game	12.0	9.3
Turnover margin	-2.7	-
Assist/turnover ratio	1.3	1.4
Steals	34	34
Steals per game	5.7	5.7
Blocks	24	24
Blocks per game	4.0	4.0
Winning streak	0	-
Home win streak	0	-
Attendance	34727	34760
Home games-Avg/Game	3-11576	3-11587
Neutral site-Avg/Game	-	0-0

Team Results

Date	Opponent		Score	Att.
01/03/2026	Florida	W	76-74	12746
01/07/2026	at Kentucky	W	73-68	19085
01/10/2026	at Ole Miss	L	69-76	7859
01/14/2026	Auburn	W	84-74	10916
01/17/2026	at LSU	L	70-78	7816
01/20/2026	Georgia	L	72-74	11065

TEAM STATS	POINTS	FG PCT	3PM/G	3FG PCT	FTM/G	FT PCT	REBS	ASSTS	T/O	PTS AGNT	FG PCT D	3P PCT D	BLKS	STLS
	80.7	50.5	7.6	35.9	15.7	68.0	36.1	15.2	12.7	72.3	41.5	35.6	3.5	7.4
SEC RANK	13	1	11	4	14	16	14	9	15	6	4	16	13	8



0 // ANTHONY ROBINSON II // JR

POINTS	ASST	FG PCT	3P PCT	FT PCT
9.9	3.7	41.3	29.0	69.1
CAREER BESTS PTS: 29 • REBS: 11 • ASST: 10 • STL: 6 • BLK: 2				


Team captain • SEC All-Defensive Team honoree – only returner from last season • Key to success with 11.7 points in wins and 6.2 in losses • Ranks 64th nationally with 2.0 steals.



1 // AARON ROWE // FR

POINTS	ASST	FG PCT	3P PCT	FT PCT
0.0	0.0	0.0	0.0	0.0
CAREER BESTS PTS: 0 • REBS: 0 • ASST: 0 • STL: 0 • BLK: 0				

Ranked as high as the nation's No. 53 recruit • Three-time all-state honoree.



5 // T.O BARRETT // SO

POINTS	ASST	FG PCT	3P PCT	FT PCT
5.9	2.5	53.1	13.3	85.7
CAREER BESTS PTS: 13 • REBS: 6 • ASST: 4 • STL: 3 • BLK: 1				

Averaging 11.0 points, 4.7 rebounds and 3.3 assists over the last three games • Quadrupled his assists from his rookie season (48 to 12), recording at least three in 10 of the last 13 games.



6 // ANNOR BOATENG // SO

POINTS	REBS	FG PCT	3P PCT	FT PCT
3.3	2.1	31.0	26.3	57.1
CAREER BESTS PTS: 12 • REBS: 5 • ASST: 1 • STL: 2 • BLK: 1				

Missed the season's first five games with an injury • Scored in double figures in back-to-back games versus South Carolina State and Cleveland State.



7 // TRENT BURNS // R-FR

POINTS	REBS	FG PCT	3P PCT	FT PCT
1.5	0.8	55.6	25.0	50.0
CAREER BESTS PTS: 7 • REBS: 3 • ASST: 1 • STL: 0 • BLK: 1				

Missed first six games with an injury • Made his collegiate debut on Nov. 25 versus South Carolina State with seven points, three boards and one block.



11 // TRENT PIERCE // JR

POINTS	REBS	FG PCT	3P PCT	FT PCT
10.0	3.5	51.2	44.8	71.4
CAREER BESTS PTS: 24 • REBS: 8 • ASST: 5 • STL: 4 • BLK: 1				

Team captain • Missed first 13 games with an injury • Scored a season-best 18 points in Mizzou's win over Auburn, matching a personal-best with five made 3-pointers.



12 // SEBASTIAN MACK // JR

POINTS	REBS	FG PCT	3P PCT	FT PCT
7.4	1.3	41.3	28.1	65.5
CAREER BESTS PTS: 27 • REBS: 7 • ASST: 6 • STL: 5 • BLK: 1				

Scored a season-best 17 points versus Illinois • Averaged 10.8 points in two seasons at UCLA • Led the Bruins in free throws in both of his seasons – making a combined 226.



14 // JEVON PORTER // SR

POINTS	REBS	FG PCT	3P PCT	FT PCT
6.2	4.0	49.1	25.0	64.7
CAREER BESTS PTS: 30 • REBS: 14 • ASST: 9 • STL: 5 • BLK: 4				

Missed last seven games with an injury • Recorded his first double-double as a Tiger on Nov. 20 with 19 points (shooting 9-of-9) and 12 rebounds • Brother, Michael, currently plays for the Nets.



15 // SHAWN PHILLIPS JR. // SR

POINTS	REBS	FG PCT	3P PCT	FT PCT
7.8	4.6	69.5	0.0	48.7
CAREER BESTS PTS: 17 • REBS: 14 • ASST: 3 • STL: 2 • BLK: 4				

First on Mizzou and seventh in the SEC with 1.47 blocks per game • Led Mizzou with 16 points and 11 boards in opener • First Tiger to record double-double in Mizzou debut in four years.



17 // JAYDEN STONE // GR

POINTS	REBS	FG PCT	3P PCT	FT PCT
15.0	5.2	56.5	42.4	75.0
CAREER BESTS PTS: 36 • REBS: 12 • ASST: 10 • STL: 6 • BLK: 2				


Second on team in scoring and rebounding and third in assists • Tallied 17.7 points and 5.8 points in six games since return from injury • Scored 20-plus points in three of the last five games.



24 // NICHOLAS RANDALL // FR

POINTS	REBS	FG PCT	3P PCT	FT PCT
0.6	1.2	30.0	0.0	50.0
CAREER BESTS PTS: 3 • REBS: 4 • ASST: 1 • STL: 1 • BLK: 1				

Ranked as high as the No. 78 recruit • Helped Vashon High School to three state titles • 2024 Missouri High School Player of the Year.



25 // MARK MITCHELL // SR

POINTS	REBS	FG PCT	3P PCT	FT PCT
17.3	5.3	55.6	26.9	67.1
CAREER BESTS PTS: 31 • REBS: 14 • ASST: 6 • STL: 5 • BLK: 3				

Team captain • Named to Oscar Robertson Trophy Preseason Watch List • One of 12 players nationally to average 17 points, five rebounds and three assists this season.



35 // JACOB CREWS // GR

POINTS	REBS	FG PCT	3P PCT	FT PCT
11.6	4.4	51.4	46.9	79.5
CAREER BESTS PTS: 35 • REBS: 17 • ASST: 3 • STL: 4 • BLK: 2				

Scored his 1,000th career point on Nov. 25 • Leads Mizzou with 45 made triples, while ranking 15th nationally with his 46.9 percent 3-point mark (minimum 2.0 made triples per game).



45 // LUKE NORTHWEATHER // JR

POINTS	REBS	FG PCT	3P PCT	FT PCT
3.5	2.8	46.7	41.9	57.1
CAREER BESTS PTS: 10 • REBS: 10 • ASST: 3 • STL: 2 • BLK: 2				

Scored in double figures on Nov. 28, reaching the mark for the first time as a Tiger • Collected a career-best 10 rebounds versus VMI, his first collegiate start.