



MISSOURI

2025 BASEBALL GAME NOTES



MIZZOU STRATEGIC COMMUNICATIONS • 1 CHAMPIONS DRIVE SUITE 200, COLUMBIA, MO 65211 • MUTIGERS.COM

2025 SCHEDULE/RESULTS

FEBRUARY [3-4]

14	vs (RV) Penn State [^] [ESPN+]	L, 0-10
15	vs (RV) UConn [^] [ESPN+]	W, 11-7
16	vs Stetson [^] [ESPN+]	L, 7-9
20	at UCF [ESPN+]	L, 1-7
21	vs Florida A&M [#] [MLB Network]	W, 6-5
22	vs Alabama State [#] [MLB.com]	L, 2-10
23	vs Southern [#] [MLB.com]	W, 15-3
25	LINDENWOOD	4 p.m.
28	EVANSVILLE [SECN+]	5 p.m.

MARCH [0-0]

1	EVANSVILLE [DH] [SECN+]	1 p.m.
2	EVANSVILLE	1 p.m.
4	SOUTHEAST MISSOURI [SECN+]	6 p.m.
7	BINGHAMTON [SECN+]	5 p.m.
8	BINGHAMTON [DH]	1 p.m.
9	BINGHAMTON [SECN+]	1 p.m.
14	at LSU [*] [SECN+]	6:30 p.m.
15	at LSU [*] [SECN+]	6 p.m.
16	at LSU [*] [SECN+]	1 p.m.
21	OLE MISS [*] [SECN+]	6 p.m.
22	OLE MISS [*] [SECN+]	4 p.m.
23	OLE MISS [*] [SEC Network]	4 p.m.
25	vs Illinois [@]	TBA
28	TEXAS [*] [SECN+]	6 p.m.
29	TEXAS [*] [SECN+]	4 p.m.
30	TEXAS [*] [SEC Network]	1 p.m.

APRIL [0-0]

1	UAPB [SECN+]	6 p.m.
2	UAPB [SEC Network]	7 p.m.
4	at Arkansas [*] [SEC Network]	7 p.m.
5	at Arkansas [*] [SECN+]	6 p.m.
6	at Arkansas [*] [SECN+]	2 p.m.
8	at SIUE	6 p.m.
10	at Florida [*] [SEC Network]	6 p.m.
11	at Florida [*] [SECN+]	5:30 p.m.
12	at Florida [*] [SEC Network]	4 p.m.
15	MISSOURI STATE [SECN+]	6 p.m.
17	OKLAHOMA [*] [SECN+]	7 p.m.
18	OKLAHOMA [*] [SECN+]	6 p.m.
19	OKLAHOMA [*] [SECN+]	2 p.m.
22	at Missouri State [*]	6:30 p.m.
24	at Alabama [*] [SEC Network]	7 p.m.
25	at Alabama [*] [SECN+]	4 p.m.
26	at Alabama [*] [SECN+]	1 p.m.
29	at Kansas	6 p.m.

MAY [0-0]

2	GEORGIA [*] [SECN+]	6 p.m.
3	GEORGIA [*] [SEC Network]	7 p.m.
4	GEORGIA [*] [SECN+]	1 p.m.
6	KANSAS [SECN+]	6 p.m.
9	at Texas A&M [*] [SECN+]	6 p.m.
10	at Texas A&M [*] [SECN+]	2 p.m.
11	at Texas A&M [*] [SECN+]	1 p.m.
15	MISSISSIPPI STATE [*] [SECN+]	6 p.m.
16	MISSISSIPPI STATE [*] [SECN+]	6 p.m.
17	MISSISSIPPI STATE [*] [SECN+]	2 p.m.
20-25	at SEC Tournament [%] [SEC Network]	TBD

[^] Puerto Rico Challenge; [#] Andre Dawson Classic; ^{*} SEC game; [@] at Sauget, Ill.;
[%] 2025 SEC Tournament (Hoover, Ala.);

MISSOURI

3-4, 0-0 SEC



MISSOURI TIGERS [3-4]

Head Coach: Kerrick Jackson**Record at MU:** 26-36 [2nd]**Overall Record:** 102-131 [6th]

LINDENWOOD LIONS [4-4]

Head Coach: PJ Finigan**Record at LU:** 20-42 [2nd]**Overall Record:** same

LINDENWOOD

4-4, 0-0 OVC

GAME INFORMATION

Facility: Taylor Stadium at Simmons Field [3,031]**First Pitch:** 4 p.m. (CST)**Live Stats:** Mizzou.Statbroadcast.com**Watch:** None**Audio:** Tiger Radio Network [Matt Michaels]
Varsity Network App [search 'Missouri']**Series Record:** MU leads 6-0**In Columbia:** MU leads 5-0**Last Meeting:** W, 13-1 [April 30, 2024 in Columbia]

PROJECTED STARTING PITCHERS

MISSOURI

RHP [26] Victor Christal [6-0, 190, Fr., Raytown, Mo.]
0-0, 27.00 ERA | 1 G/O GS, 1.2 IP, 6 H, 5 ER, 1 BB, 2 K

LINDENWOOD

RHP [16] Bennett Stice [6-5, 190, Sr., Palmyra, Mo.]
0-0, 0.00 ERA | 1 G/O GS, 3.0 IP, 2 H, 0 ER, 0 BB, 5 K

LEADING OFF

- University of Missouri baseball returns to Taylor Stadium at Simmons Field Tuesday (Feb. 25) to open its 26th season at the ballpark with a 4 p.m., non-conference game against **Lindenwood**.
- The Tigers, who have played their home games on the same site since 1959, bring an all-time home mark of 416-246 at Taylor Stadium into the 2025 season, good for a .628 winning percentage at the facility.
- The Tigers are opening a 10-game home stand that includes single contests against Lindenwood and SEMO, as well as weekend series with Evansville and Binghamton.
- MU shattered its program records for single-game and total home attendance each of the last two seasons, averaging 1,399 fans per game and drawing 39,167 total spectators last spring.
- Every Missouri baseball game in 2025 will be produced by the **Tiger Radio Network** and broadcast live via the **Varsity Network** app, with Tex Little and Matt Michaels on the call.
- Fans can follow the Tigers online by visiting **MUTigers.com**, or through social media via X (**@MizzouBaseball**), Instagram (**@Missouri_Baseball**) and Facebook (**MizzouBaseball**).

AROUND THE HORN

NO.	NAME [B/T]	POS	HT	WT	YR	HOMETOWN	G	AVG	R	H	HR	RBI	SB
4	Jedier Hernandez (R/R)	C	6-0	200	Sr.	Trenton, N.J.	6	.188	3	3	0	0	0
18	Jackson Lovich (R/R)	3B	6-4	192	Jr.	Overland Park, Kan.	7	.185	3	5	1	6	1
20	Trey Lawrence (R/R)	SS	6-3	180	Fr.	Palmetto, Fla.	6	.227	1	5	0	1	1
2	Brock Daniels (L/R)	2B	6-1	195	Jr.	St. Louis, Mo.	7	.300	7	6	0	3	3
88	Mateo Serna (S/R)	1B	6-0	195	So.	Doral, Fla.	7	.333	4	9	1	6	1
5	Pierre Seals (R/R)	RF	6-0	210	Sr.	Memphis, Tenn.	5	.200	2	3	1	1	0
7	Kaden Peer (L/R)	CF	6-2	185	So.	Chesterfield, Mo.	7	.292	3	7	1	6	2
1	Cameron Benson (L/R)	LF	6-3	185	Jr.	Farmington Hills, Mich.	6	.263	5	5	1	2	2
10	Gehrig Goldbeck (L/R)	DH	6-1	175	Jr.	Kansas City, Kan.	5	.250	4	4	0	3	2

3	Peyton Basler (S/R)	INF	6-0	195	Jr.	Lansing, Kan.	4	.091	2	1	0	1	0
13	Brady Picarelli (L/R)	OF	6-2	200	Fr.	Eureka, Mo.	2	.667	1	2	1	4	0
38	Blake Simpson (L/R)	INF	6-2	185	Jr.	Toronto, Ontario	3	.333	1	4	1	1	0
48	Cayden Nicoletto (L/L)	OF	6-0	190	Sr.	Perth, Australia	3	.300	2	3	0	1	1

NO.	NAME [B/T]	HT	WT	YR	G/GS	W-L	S	IP	H	K/BB	BAA	ERA
23	Ian Lohse (L/L)	6-0	199	Gr.	2/2	0-2	0	9.0	9	14/2	.243	4.00
22	Kadden Drew (L/L)	6-2	210	Sr.	2/2	1-0	0	10.0	11	7/2	.282	3.60
30	Wil Libbert (L/L)	6-1	205	RFr.	2/1	0-1	0	4.0	3	1/3	.214	9.00
35	Daniel Wissler (L/L)	6-2	185	Jr.	1/1	0-0	0	3.0	3	3/0	.273	6.00

32	Kaden Jacobi (R/R)	6-3	220	Sr.	2/0	2-0	0	5.2	8	6/2	.320	7.94
50	Ben Smith (R/R)	6-2	195	So.	4/0	0-0	0	4.0	4	8/0	.250	6.75
25	Brock Lucas (R/R)	6-3	229	Jr.	2/1	0-0	0	7.2	15	8/4	.385	10.57
41	Nic Smith (L/L)	6-3	198	Jr.	2/0	0-0	0	1.1	0	0/0	.000	0.00
29	James Vaughn (R/R)	6-5	240	Gr.	3/0	0-0	0	3.1	4	7/1	.250	5.40
44	Xavier Lovett (R/R)	6-0	190	Gr.	2/0	0-0	1	2.0	2	2/0	.250	0.00

MEDIA INFORMATION

CREDENTIALS

Media credentials will be issued to members of the working media only. Children, spouses and other non-workers are prohibited. Media members should request credentials by emailing Associate Director of Strategic Communications **Eric Doennig** at least one calendar day prior to each midweek game or weekend series. All credentials will be available for pickup at the main gate to Taylor Stadium.

INTERVIEW POLICY

Missouri head coach **Kerrick Jackson** and select players will meet the media following each home game at Taylor Stadium.

Postgame interviews will be conducted in the team meeting room, located in the McArtor Baseball Facility down the left field line. Media members should meet a member of the Mizzou Strategic Communications staff at the entrance behind the left field concourse.

INTERNET/WIFI

High speed wireless Internet is available throughout Taylor Stadium. Ethernet lines are provided for visiting radio broadcasts. WiFi login information is available in the Taylor Stadium pressbox.

STATS/ROSTERS/NOTES

Mizzou baseball information, including stats, box scores, team rosters and game notes are available at MUTigers.com as they become available. In an effort to limit our waste, hard copies of game notes, stat packs and media guides will not be distributed to media on game days.

Starting lineups and live stats are available through Mizzou.Statbroadcast.com.

MIZZOU STRATEGIC COMMUNICATIONS

For all media requests, contact Associate Director of Strategic Communications Eric Doennig at least 24 hours in advance.

Eric Doennig

Associate Director of Strategic Communications

Office Phone: 573-884-8519

Cell Phone: 417-430-6680

Email: ericdoennig@missouri.edu

Diego Branda

Student Assistant

FOLLOW THE TIGERS

Website
MUTigers.com

X/Twitter
@MizzouBaseball

IG
@Missouri_Baseball

Facebook
MizzouBaseball



2025 MIZZOU BASEBALL ROSTER

NO.	NAME	POS.	HT.	WT.	B/T	YR.	HOMETOWN / PREVIOUS
1	Cameron Benson	OF	6-3	185	L/R	Jr.	Farmington Hills, Mich. / Memphis
2	Brock Daniels	INF/OF	6-1	195	L/R	Jr.	St. Louis, Mo. / Oklahoma
3	Peyton Basler	INF	6-0	195	S/R	Jr.	Lansing, Kan. / KCK CC
4	Jedier Hernandez	C	6-0	200	R/R	Sr.	Trenton, N.J. / Seton Hall
5	Pierre Seals	OF	6-0	210	R/R	Sr.	Memphis, Tenn. / Memphis
7	Kaden Peer	OF	6-2	185	L/R	So.	Chesterfield, Mo. / CBC HS
10	Gehrig Goldbeck	INF	6-1	175	L/R	Jr.	Kansas City, Kan. / KCK CC
12	Tyler Macon	INF	5-11	175	R/R	R-Fr.	Kirkwood, Mo. / Kirkwood HS
13	Brady Picarelli	OF	6-2	200	L/R	Fr.	Eureka, Mo. / Eureka HS
14	Isaiah Frost	OF	5-11	197	L/L	Sr.	Lee's Summit, Mo. / Blue Springs South HS
17	Chris Patterson	INF	6-3	190	S/R	Fr.	Frisco, Texas / Prestonwood Academy
18	Jackson Lovich	INF	6-4	192	R/R	Jr.	Overland Park, Kan. / Blue Valley West HS
19	Keegan Knutson	INF	5-10	195	R/R	Jr.	Janesville, Wis. / San Jacinto CC
20	Trey Lawrence	INF/RHP	6-3	180	R/R	Fr.	Palmetto, Fla. / Palmetto HS
21	Sam Horn	RHP	6-4	217	R/R	So.	Lawrenceville, Ga. / Collins Hill HS
22	Kadden Drew	LHP	6-2	210	R/L	Sr.	Scottsdale, Ariz. / Paradise Valley CC
23	Ian Lohse	LHP	6-0	199	L/L	Gr.	St. Louis, Mo. / Marquette HS
24	Trey Callaway	UTIL	6-1	215	S/R	Fr.	Atlanta, Ga. / Dutchtown HS
25	Brock Lucas	RHP	6-3	229	R/R	Jr.	St. Elizabeth, Mo. / St. Elizabeth HS
26	Victor Christal	RHP	6-0	190	R/R	Fr.	Raytown, Mo. / Bishop Miege HS
27	PJ Green	OF/RHP	6-2	195	R/R	Fr.	Tyrone, Ga. / Sandy Creek HS
28	Josh Kirchhoff	RHP	6-3	210	L/R	Jr.	Little Canada, Minn. / Iowa Central CC
29	James Vaughn	RHP	6-5	240	R/R	Gr.	New York, N.Y. / Columbia University
30	Wil Libbert	LHP	6-1	205	L/L	R-Fr.	St. Thomas, Mo. / Blair Oaks HS
32	Kaden Jacobi	RHP	6-3	220	R/R	Sr.	O'Fallon, Mo. / St. Charles CC
35	Daniel Wissler	LHP	6-2	185	L/L	Jr.	O'Fallon, Mo. / Fort Zumwalt West HS
37	Aden Malpass	OF	6-0	160	L/L	Fr.	Hoover, Ala. / John Carroll Catholic
38	Blake Simpson	INF	6-2	185	L/R	Jr.	Toronto, Ontario / Connor State College
40	Brady Kehlenbrink	LHP	6-2	205	R/L	Fr.	Ballwin, Mo. / Parkway South HS
41	Nic Smith	LHP	6-3	198	L/L	Jr.	Jamestown, Tenn. / Alvin C. York Institute
44	Xavier Lovett	RHP	6-0	190	R/R	Jr.	Houston, Texas / Memphis
48	Cayden Nicoletto	OF/LHP	6-0	190	L/L	Sr.	Perth, Australia / Columbia College
49	Tony Neubeck	LHP	6-2	237	L/L	Jr.	Hugo, Minn. / Mahtomedi HS
50	Ben Smith	RHP	6-2	195	R/R	So.	Springfield, Mo. / Springfield Catholic HS
51	Jaylen Merchant	RHP	6-0	180	R/R	So.	Grayson, Ga. / USC Aiken
54	Josh McDevitt	RHP	6-2	195	R/R	So.	Effingham, Ill. / Effingham HS
58	Seth McCartney	RHP	6-0	200	R/R	Jr.	Brandon, Miss. / Meridian CC
88	Mateo Serna	C/INF	6-0	195	S/R	So.	Doral, Fla. / American Heritage HS

COACHING STAFF

Head Coach: 45 Kerrick Jackson (2nd season, 7th overall at Mizzou)

Assistant Coach: 0 Jabari Brown (2nd season)

Assistant Coach: 9 Tim Jamieson (2nd season, 30th overall at Mizzou)

Assistant Coach: 8 Bryson LeBlanc (2nd season)

Director of Pitching Development: Isaiah Paige (1st season)

Director of Recruiting and Operations: Jose Carballo (2nd season)

Director of Player Personnel: Anthony Hansen (2nd season)

Graduate Assistant: Hampton Hudson (1st season)

Athletic Trainer: Kyle Holland (2nd season)

Assistant Director of Athletic Performance: John Grundy (2nd season)

PRONUNCIATIONS

3	Peyton BaslerBAZ-luhr	30	Wil LibbertLIBB-urt
4	Jedier HernandezJAY-dee-ear	32	Kaden Jacobijuh-COE-bee
10	Gehrig GoldbeckGAIR-ig	35	Daniel WisslerWISS-luhr
18	Jackson LovichLOW-vitch	37	Aden MalpassAY-dun MALL-pass
19	Keegan Knutsonkuh-NOOT-sin	40	Brady KehlenbrinkKELL-un-brink
22	Kadden DrewKAY-dun	44	Xavier LovettX-ay-vee-uhr
23	Ian LohseLOW-see	48	Cayden NicolettoCAY-dun nick-uh-LET-oh
26	Victor Christallike 'crystal'	49	Tony NeubeckNEW-beck
28	Josh KirchhoffKIRK-off	88	Mateo Sernamuh-TAY-oh SIR-nuh

QUICK FACTS

Name of School.....University of Missouri
City/Zip.....Columbia, Mo., 65205
Founded.....1839
Enrollment.....30,667
Nickname / Colors.....Tigers / Black & Gold
Stadium.....Taylor Stadium at Simmons Field
Capacity.....3,031
Affiliation / Conference.....NCAA Division I / SEC
President / Chancellor.....Mun Y. Choi
Faculty Athletics Representative.....Pamela Bruzina
Director of Athletics.....Laird Veatch
Ticket Office Phone.....1-800-CAT-PAWS

HISTORY

First Year of Baseball.....1891
All-Time Record (132 years).....2,442-1,729-21 (.585)
All-Time SEC Record (13 years).....107-214-1 (.333)
Postseason Appearances.....22
Last Postseason Appearance.....2012
College World Series Appearances.....6
Last College World Series Appearance.....1964
Regular Season Conference Titles.....21
Last Conference Title.....1996 (Big 8)
Conference Tournament Titles.....3
Last Conference Tournament Title.....2012 (Big 12)

COACHING / SUPPORT STAFF

Head Coach.....Kerrick Jackson
Alma Mater.....Nebraska, '99
Record at Mizzou / Years.....26-36 (.419) / 2nd
Overall Record / Years.....102-131 (.438) / 6th
Assistant Coach / Pitching.....Tim Jamieson
Alma Mater.....New Orleans, '81
Assistant Coach / Hitting.....Bryson LeBlanc
Alma Mater.....Missouri, '06
Assistant Coach.....Jabari Brown
Alma Mater.....Claflin, '16
Director of Recruiting/Operations.....Jose Carballo
Alma Mater.....Bethune-Cookman, '16
Director of Player Personnel.....Anthony Hansen
Alma Mater.....William Jewell, '22
Director of Pitching Development.....Isaiah Paige
Alma Mater.....Michigan, '21
Graduate Assistant.....Hampton Hudson
Alma Mater.....Southern, '21

TEAM INFORMATION

2024 Record.....23-32
SEC Record / Finish.....9-21 / 7th-Eastern
Letterwinners Returning / Lost.....18 / 18
Starters Returning / Lost.....5 / 4
Pitchers Returning / Lost.....14 / 8
Newcomers.....20

MIZZOU MOMENT

Feb. 25, 2000...Nick Wilfong powered a 19-hit Missouri attack with two home runs, pacing the Tigers to a 16-14 Big 12 Conference-opening victory over Texas Tech in Lubbock.

Wilfong's second home run, a two-run shot to right field in the 10th inning, provided the winning runs after Missouri had squandered a six-run lead in the bottom of the ninth.

Ryan Stegall gave up a leadoff single to Marco Cunningham in the 10th inning, but set down the next three batters in order to earn his first victory.

Missouri jumped out to an early lead by scoring 10 runs in the first three innings. The Tigers plated five runs came after there were two outs, including a two-run home run by **Landon Brandes**.

The win paved the way to a series victory for Mizzou, which went on to post a 33-24 season in 2000.

SERIES MATCHUP

BATTING	AVG	OPS	G	AB	R	H	2B	3B	HR	RBI	TB	SLG%	BB	HBP	SO	GDP	OB%	SF	SH	SB			
Mizzou	.245	.747	7	237	42	58	11	1	7	39	92	.388	32	12	73	4	.359	3	2	15			
LU	.313	.884	8	256	67	80	25	0	5	59	120	.469	39	10	67	4	.415	6	1	24			
PITCHING	ERA	WHIP	W-L	G	CG	SH	SV	IP	H	R	ER	BB	SO	2B	3B	HR	AB	BAA	WP	HBP	BK	SFA	SHA
Mizzou	6.86	1.66	3-4	7	0	0	1	59.0	78	51	45	20	64	16	1	10	255	.306	4	6	2	3	1
LU	6.56	1.56	4-4	8	1	2	0	59.0	68	48	43	24	65	17	1	14	240	.283	10	9	0	2	1

SERIES HISTORY

- Missouri brings a perfect 6-0 all-time mark vs. Lindenwood into Tuesday's matchup.
- The Tigers have won five of those meetings in Columbia, including a pair of victories last spring; MU edged the Lions, 5-4, on March 5, before wrapping up a season sweep with a 13-1 rout on April 30 at Taylor Stadium.
- Mizzou also swept Lindenwood in 2023, claiming a 17-2 victory in Columbia on Feb. 28, before securing a 7-5 win in St. Charles on March 29.

SCOUTING MISSOURI

- Mizzou is coming off a 23-32 last spring in head coach **Kerrick Jackson's** first season at the helm.
- Jackson, who earned his 100th career coaching victory February 15 vs. UConn, was named the 15th head coach in Mizzou history in June 2023, returning to Columbia to lead a program for which he served as an assistant coach from 2011-15 under Mizzou Hall of Fame head coach (and current pitching coach) **Tim Jamieson**.
- Mizzou went 1-2 with a victory over 2024 NCAA Super Regional qualifier UConn during its season-opening weekend at the Puerto Rico Challenge; the Tigers dropped a midweek contest at UCF, then took two of their three games at the Andre Dawson Classic last weekend in Vero Beach, Fla.
- The Tigers return four position starters from last season, led by junior 3B **Jackson Lovich**, who batted .287 with 10 homers and 35 RBIs, while ranking second in the SEC in triples (4).
- Senior C **Jedier Hernandez** is back as well, following a solid debut season with the Tigers last spring, providing clutch hitting and lock-down defense.
- Junior INF/OF **Brock Daniels** turned in a breakthrough year in 2024, registering a .296 batting mark, four home runs and 11 stolen bases.
- Sophomore C/1B **Mateo Serna** has delivered a strong season-opening stretch, bringing a team-leading .333 average with a home run and six RBIs into Tuesday's game.
- Sophomore OF **Kaden Peer**, who started 36 games in the Mizzou outfield as a freshman last spring, will be looking for a breakout season as well; he drove in 20 runs in 2024 and already has posted a pair of multi-hit and multi-RBI efforts in 2025.
- Additionally, newcomers OF **Pierre Seals**, OF **Cameron Benson** and INF **Blake Simpson** have made an immediate impact on the Tigers' offensive fortunes; all three went deep for their first home runs in Black and Gold in MU's final game in Puerto Rico (Feb. 16).
- On the mound, junior RHP **Brock Lucas** returns after going 4-0 with a 3.63 ERA in 18 relief appearances last spring; junior LHP **Daniel Wissler** (3-1, 4.38 ERA), graduate LHP **Ian Lohse** (31 K's in 29.1 IP), LHP **Kadden Drew** (DNP in 2024 due to injury) and redshirt freshman LHP **Wil Libbert** have each drawn starting assignments over the first two weeks of the season.
- RHP **Ben Smith** has logged three scoreless outings in four appearances over MU's first seven games, while graduate RHPs **Xavier Lovett** and **James Vaughn** have provided solid relief work for the Tigers as well.
- As a staff, the Tigers recorded 459 strikeouts as a staff last spring, good for 10th on the program's all-time single-season chart; Mizzou pitching has fanned 64 batters in 59.0 innings this season, including a total of 25 K's over the last two games vs. Alabama State and Southern at the Andre Dawson Classic.

SCOUTING LINDENWOOD

- Lindenwood** brings a 4-4 season mark into Tuesday's matchup after recording a four-game sweep of Mississippi Valley State over the weekend.
- Under the direction of second-year head coach PJ Finigan, the Lions are hitting .313 as a club, paced by INF/OF Tyler Thompson's .476 average.
- OF Kam Edwards paces LU's running game, logging five of the Lions' 24 steals through eight contests.
- OF/1B Filip Sarota powers the LU attack with a .778 slugging percentage, as well as three homers and 10 RBIs on the new season.
- On the mound, the Lions have fashioned a 6.56 team ERA with 85 punchouts in 59.0 innings of work.
- Tuesday's projected starter, RHP Bennett Stice, has one appearance under his belt, completing 3.0 scoreless innings of relief, while allowing two hits with five strikeouts.
- RHP Michael Walsh has also been effective for the Lions, totaling 4.1 innings of relief over which he has permitted just one run.

MIZZOU BY THE NUMBERS

- In 29 home dates at Taylor Stadium last season, the Tigers batted .285 as a club, which was 32 points higher than their overall season mark (.253);
- Led by INF **Brock Daniels'** .348 home batting mark, Mizzou averaged 7.8 runs per game in 2024.
- In Missouri's first seven games of the 2025 season, 21 different players have made their debuts in Black and Gold.
- OF **Kaden Peer** has started the new season on a tear at the plate, already logging a pair of multi-hit games; in last Thursday's contest at UCF, he went 3-for-4 for his third three-hit effort as a Tiger that included his first home run of the 2025 campaign.
- Mizzou's catching combination of **Jedier Hernandez** and **Mateo Serna** combined to throw out 15 would-be base-stealers last spring and the duo has already teamed up to nail four baserunners in the Tigers' first eight games this season.
- Serna, who reached base safely via a hit, walk or hit-by-pitch in 13 consecutive starts last spring, leads all Mizzou hitters with his .333 batting mark, 14 total bases, nine hits and six RBIs so far this spring.
- Led by 3B **Jackson Lovich's** four triples in 2024, the Tigers tied for third in the SEC in three-base hits with 11, marking the third-straight season MU has finished with a double-digit total for triples.
- Lovich shares the team lead for career home runs (at the Division I level) with OF **Cameron Benson** with 12; Benson currently owns a four-game hit streak and has reached base safely in six straight contests.
- LHP **Ian Lohse** recorded nine scoreless outings last season, including four-straight shutout appearances (April 9-26); he recorded his 100th career strikeout in his final start of 2024 vs. Auburn (May 11).
- In Sunday's victory over Southern, a total of six MU freshman combined to record four hits, four runs scored and eight RBIs, led by **Brady Picarelli's** 2-for-2 effort that included a pinch-hit, two-run homer.
- RHP **Brock Lucas** turned in a 4-0 ledger last spring to hike his career mound record to 7-1.
- The Tigers went 11-8 in one-run contests last spring, including an 8-4 mark in SEC play; MU also excelled in extra frames, going 4-2 in such affairs.
- Mizzou batted .294 (188-for-640) as a team with two outs in 2024, logging 127 of its 284 RBIs on the year after the second out in an inning had been recorded.

2025 SEC STANDINGS

SCHOOL	SEC	SEC%	OVERALL	H	A
Alabama	0-0	.000	8-0	5-0	0-0
South Carolina	0-0	.000	8-0	7-0	1-0
Florida	0-0	.000	7-0	6-0	1-0
Tennessee	0-0	.000	7-0	7-0	0-0
Oklahoma	0-0	.000	6-0	3-0	0-0
Georgia	0-0	.000	8-1	4-0	2-1
Auburn	0-0	.000	7-1	7-1	0-0
Vanderbilt	0-0	.000	7-1	5-0	1-0
Arkansas	0-0	.000	6-1	4-0	0-0
LSU	0-0	.000	6-1	6-1	0-0
Mississippi State	0-0	.000	6-1	6-0	0-1
Ole Miss	0-0	.000	6-1	4-0	0-0
Texas A&M	0-0	.000	5-1	5-1	0-0
Texas	0-0	.000	5-1	3-0	0-0
Kentucky	0-0	.000	4-1	0-0	4-1
Missouri	0-0	.000	3-4	0-0	0-1

*Through Feb. 23

HONORING COACH MAC

- Mizzou baseball will remember the legacy of one of the pillars of its championship tradition throughout the 2025 season, after University of Missouri Intercollegiate Athletics Hall of Fame head coach **Gene McArtor** passed away this past July at the age of 83.
- One of just four Tigers to have his uniform number (33) retired, McArtor was a fixture on the University of Missouri campus as a player, coach and administrator.
- He remains Mizzou's winningest head baseball coach with 733 career victories to his credit, and the Tigers' indoor training and clubhouse complex at Taylor Stadium was christened the McArtor Baseball Facility in his honor in 2010.
- A product of Webster Groves High School, McArtor won all-conference and all-district honors as Mizzou's first baseman from 1961-63. He played on two Big Eight Conference championship teams and two squads which advanced to the College World Series (1962 and 1963), serving as team captain as a senior. He returned to MU as assistant baseball coach in 1969 after coaching and teaching at the high school level in his hometown of St. Louis. McArtor served in that role until 1974 when he succeeded MU's legendary head coach **John "Hi" Simmons** as the Tigers' bench boss.
- During his 21 years at the helm, McArtor compiled a 733-430-3 record and won Big Eight championships in 1976 and 1980. He guided six teams to the NCAA Tournament, coached 13 All-Americans and 41 all-conference players.
- McArtor served on the NCAA Baseball Committee from 1987-92, including two years as chairman, during a period of unprecedented growth for the CWS. A former president of the American Baseball Coaches Association, McArtor is a member of the ABCA Hall of Fame and was inducted into the MU Intercollegiate Athletics Hall of Fame in 1999.




FOLLOW THE TIGERS

- Tuesday's contest will not be streamed as part of the Tigers' 2025 **SEC Network+** package.
- All Mizzou games in 2025 will be produced by the **Tiger Radio Network** and streamed via the **Varsity Network** app, with Tex Little and Matt Michaels on the call.
- Fans can follow the Tigers online by visiting **MUTigers.com**, or through social media via X (@**MizzouBaseball**), Instagram (@**Missouri_Baseball**) and Facebook (**MizzouBaseball**).

KJ JOINS CENTURY CLUB

- Mizzou head coach **Kerrick Jackson** reached a career milestone February 15 with the Tigers' win over UConn, picking up his 100th coaching victory.
- In just his sixth season as a Division I head coach, Jackson became the fifth Mizzou head coach to reach the career 100-win milestone, joining **Gene McArtor** (733), **Tim Jamieson** (698), **John "Hi" Simmons** (481) and **Steve Bieser** (347).



IN THE 'NOW'

- Second-year bench boss **Kerrick Jackson** has undertaken the challenge of revitalizing Missouri's tradition-rich program, part of which has included a re-branding of sorts.
- Casual observers of Mizzou in 2024 undoubtedly took note of a new and unique slogan around Taylor Stadium. Jackson and his staff introduced the **#MizzouNOW** branding — an acronym for No Opportunity Wasted — providing his student-athletes an entirely new way of approaching the game and the way they go about working to achieve their common goal of returning Mizzou to national prominence.
- #MizzouNOW** was developed with a focus on appreciating the present and working toward taking advantage the opportunities immediately in front of the Tigers.

MIZZOU RECORD WHEN...

at Taylor Stadium.....	0-0
Away.....	0-1
Neutral Site.....	3-3
Day Games.....	1-2
Night Games.....	2-2
vs. LHP starter.....	0-0
vs. RHP starter.....	3-4
Mizzou scores first.....	3-1
Opponent scores first.....	0-3
Mizzou scores 0-2 runs.....	0-3
Mizzou scores 3-5 runs.....	0-0
Mizzou scores 3-5 runs.....	0-0
Mizzou scores 6-9 runs.....	1-2
Mizzou scores 10+ runs.....	2-0
Opponent scores 0-2 runs.....	0-0
Opponent scores 3-5 runs.....	2-0
Opponent scores 6-9 runs.....	1-2
Opponent scores 10+ runs.....	0-2
Leading after 6 innings.....	2-0
Tied after 6 innings.....	1-1
Trailing after 6 innings.....	0-3
Leading after 7 innings.....	2-0
Tied after 7 innings.....	1-0
Trailing after 7 innings.....	0-4
Leading after 8 innings.....	2-0
Tied after 8 innings.....	0-0
Trailing after 8 innings.....	0-4
Mizzou hits a HR.....	2-2
Mizzou doesn't hit a HR.....	1-2
1-run games.....	1-0
Walk-offs.....	0-0
Extra innings (home).....	0-0
Extra innings (away/neutral).....	0-0
Series/weekend openers.....	1-1
Series finales.....	1-1
Come-from-behind wins.....	0

Monday.....	0-0
Tuesday.....	0-0
Wednesday.....	0-0
Thursday.....	0-1
Friday.....	1-1
Saturday.....	1-1
Sunday.....	1-1

SHOW-ME -->THE SHOW

Pete Fairbanks.....	Tampa Bay Rays
Kyle Gibson.....	*St. Louis Cardinals
Tanner Houck.....	Boston Red Sox
Kameron Misner.....	Tampa Bay Rays
Max Scherzer.....	Toronto Blue Jays

IN MiLB

Konnor Ash.....	Reading Fightin' Phils (Phillies)
Trevor Austin.....	Fayetteville Woodpeckers (Astros)
Ian Bedell.....	Springfield Cardinals (Cardinals)
Jacob Cantleberry.....	Tulsa Drillers (Dodgers)
Chris Cornelius.....	Reading Fightin' Phils (Phillies)
Josh Day.....	ACL D-Backs (Diamondbacks)
Zach Franklin.....	Winston-Salem Dash (White Sox)
Drew Garrett.....	Clearwater Threshers (Phillies)
Terone Harris III.....	Harrisburg Senators (Nationals)
Nathan Landry.....	Greenville Drive (Red Sox)
Josh Lester.....	Northwest Arkansas Naturals (Royals)
Rorik Maltrud.....	Lynchburg Hillcats (Guardians)
Luke Mann.....	Stockton Ports (Athletics)
Bryce Mayer.....	Fayetteville Woodpeckers (Astros)
Reggie McClain.....	Scranton/Wilkes-Barre RailRiders (Yankees)
Spencer Miles.....	San Jose Giants (Giants)
Kameron Misner.....	Durham Bulls (Rays)
Bryce Montes de Oca.....	Syracuse Mets (Mets)
Torin Montgomery.....	Beloit Skycarp (Marlins)
Chandler Murphy.....	Charleston River Dogs (Rays)
Michael Plassmeyer.....	Indianapolis Indians (Pirates)
Austin Troesser.....	St. Lucie Mets (Mets)
TJ Sikkema.....	Dayton Dragons (Reds)
Rob Zastryzny.....	Nashville Sounds (Brewers)

*most recent MLB team (2024)

A HUB FOR MID-MISSOURI

- The University of Missouri generates \$5 billion in economic impact for the state of Missouri.
- The larger University of Missouri System, comprised of four universities, generated \$6.5 billion in economic impact on the Show Me State.
- The University of Missouri supports nearly 50,000 direct and indirect jobs, both full and part time, in the state.
- Mizzou Athletics generated \$319.1 million in economic impact over the last fiscal year.
- The Tigers support and sustain 3,591 jobs annually.
- Mizzou Athletics has generated \$15.9 million in state and local taxes.

OFF AND RUNNING

- Through its first seven games of the new season, Mizzou is 15-of-17 in stolen base attempts.
- INF **Brock Daniels** led the Tigers' charge on the basepaths, swiping two bags in their 11-7 win over UConn (Feb. 15), then taking another in last Sunday's contest vs. Stetson; Daniels was 11-of-14 in stolen base tries last season.
- INF **Trey Lawrence** and OF **Cameron Benson** also logged steals in the victory over UConn, giving Mizzou its first five-steal game since April 3 of last season vs. UT Martin.
- Mizzou posted five stolen bases in each of its two wins over UT Martin (April 2-3), going 10-for-10 in steal attempts against the Skyhawks.
- In the Tigers' 23 wins last season, MU baserunners were successful on 33-of-41 steal attempts.
- For the season, Mizzou ranked seventh in the SEC with 60 steals (in 79 attempts) last spring.

NON-CON DOMINANCE

- Mizzou concluded the 2024 season with a 14-11 record against non-conference opponents.
- The Tigers clinched a winning non-conference season slate for the 10th time in the last 11 seasons; only MU's 2021 squad (7-14) failed to reach the .500 mark vs. non-SEC foes over that span.
- MU logged a 20-3 mark against non-SEC foes in 2023, after going 18-3 in non-league games in 2022.
- MU has an overall mark of 55-21 in non-SEC competition since the start of the 2022 season.
- Over the last decade, the Tigers' dominance has been equally impressive, with MU winning 101 more non-conference games than it has lost (182-81).

MIZZOU NON-CONFERENCE SUCCESS

YEAR	MU vs. NON-CONFERENCE	.PCT
2025	3-4	.429
2024	14-11	.560
2023	20-3	.870
2022	18-3	.857
2021	7-14	.333
2020	11-5	.688
2019	21-5	.808
2018	22-3	.880
2017	21-5	.808
2016	17-8	.680
2015	14-11	.560
2014	14-9	.609
TOTAL	182-81	.692

WELCOME WAGON

- A total of 21 different players have made their Mizzou debuts over the first two weeks of the season.
- Thirteen new Tigers have seen action in the field for the Tigers, paced by OF **Cameron Benson**, DH **Gehrig Goldbeck**, INF **Trey Lawrence**, OF **Cayden Nicoletto**, 2B **Blake Simpson**, OF **Pierre Seals**, who have each worked their way into the regular MU starting lineup.
- Newcomers C **Trey Callaway**, INF **Chris Patterson**, OF **Brady Picarelli**, INF **Tyler Macon**, INF **Peyton Basler**, INF **Keegan Knutson** and OF **Aden Malpass** have made early contributions as well.
- On the mound, several new faces have contributed so far: LHP **Kadden Drew** has logged two impressive starts, including 6.0 shutout innings in Sunday's win over Southern to earn his first Mizzou victory; RHP **James Vaughn** has been solid in his three relief outings, totaling seven K's in 3.1 innings; RHP PJ Green also registered a strong debut, holding UCF scoreless over 1 2/3 innings last Thursday in Orlando.
- Additionally, RHP **Seth McCartney**, LHP **Wil Libbert**, LHP **Brady Kehlenbrink**, RHP **Josh Kirchhoff** and Tuesday's anticipated starter, RHP **Victor Christal**, have also made their Mizzou mound debuts in the first two weeks of the season.

MIZZOU HOME ATTENDANCE

NO.	SEASON	TOTAL	AVG.
1.	2024	39,167	1,399
2.	2023	37,133	1,614
3.	2008	30,450	1,210
5.	2019	29,737	1,101
4.	2022	28,181	1,127
6.	2007	26,957	1,037
7.	2016	26,044	930
8.	2018	25,912	864
9.	2017	25,796	832
10.	2012	24,581	820

TIGERS AT THE TURNSTILES

- For the second season in a row, Mizzou baseball fans left their mark on the Tigers record book last spring.
- With their announced crowd of 1,395 spectators for the final home game of the 2024 season vs. Auburn (May 12), the Tigers established a program single-season record for total attendance, finishing with 39,167 in 28 home dates.
- Additionally, the Tigers' average home crowd of 1,399 ranks second all-time in program history, trailing only their 2023 average of 1,614.

RANK AND FILE

- With their season-ending road victory over No. 16 Mississippi State last May, the Tigers notched their sixth SEC win over a ranked opponent in 2024.
- Mizzou logged its first win over a top 25 foe March 23 with a 2-1 victory over No. 21 Kentucky.
- Mizzou pulled off a three-game sweep of No. 6 Florida (April 5-7) in Columbia, marking their second home sweep of a top 10 SEC foe in as many seasons, following their three-game sweep of No. 4 Tennessee the previous year (March 17-19, 2023).
- With its 8-7 win over defending national champion LSU, the Tigers have now recorded wins over the reigning national titlists in three consecutive years.
- Mizzou claimed two of three home meetings from 2022 CWS champion Ole Miss in May 2023, after taking a pair of games from 2021 national champion Mississippi State at Taylor Stadium the previous spring.
- Additionally, the Tigers won a road SEC regular-season series against Mississippi State in May 2021, prior to the Bulldogs embarking on their national title run.

HOW SWEEP IT IS

- Mizzou completed its second SEC series sweep of a top 10 conference foe in as many seasons last April, securing its first-ever sweep of No. 6 Florida.
- The Tigers, who also swept Georgia (May 12-14, 2023) and No. 4 Tennessee at Taylor Stadium (March 17-19, 2023) two years ago, logged three consecutive one-run victories over the Gators.
- Mizzou pitching limited a potent UF lineup to a .196 batting mark for the series.
- RHP **Logan Lunceford** turned in 6.0 shutout innings in the opener, holding the Gators to a single hit, while combining with RHP **Carter Rustad** on a two-hit, 2-1 victory in 11 innings.
- The Tigers fanned a season-high 14 hitters in the series finale and averaged 12.0 strikeouts per game for the series.
- At the dish, C **Jedier Hernandez** turned in a series to remember, hitting a club-best .417 while driving in key runs in each victory. He plated the game-winning run on an 11th inning single in the opener, brought home the tying run in the sixth inning of game two, then drove home two more runs in the finale.

COMING HOME

- Head coach **Kerrick Jackson** did not have to look far when adding the initial pieces of his Mizzou coaching staff. He selected former Tiger head coach **Tim Jamieson** for his pitching coach, completing a homecoming for the Mizzou Athletics Hall of Famer.
- Jamieson brought 28 years of experience on the MU campus into his new role as the Tigers pitching coach.
- In 22 seasons as Mizzou's head baseball coach, Jamieson led the Tigers to 698 wins, trailing only **Gene McArtor** (733) on MU's coaching wins list.
- He coached eight All-Americans at Mizzou and saw 75 of his players drafted, including 19 Major Leaguers.
- Jamieson returned to his hometown of Columbia after serving as pitching coach under Jackson in his lone season at Memphis, where the duo helped lead the Tigers to their first winning season since 2017.
- Prior to his stop at UM, Jamieson spent three seasons (2020-22) as pitching coach at Southern Illinois, helping the Salukis compile a 96-42 record.
- Jamieson garnered 1996 Big 8 Coach of the Year and 2007 Big 12 Co-Coach of the Year honors, as his Missouri teams won 35 games or more nine times during his head coaching career.
- He led Mizzou to seven consecutive NCAA postseason appearances from 2003 to 2009, including the program's first Super Regional berth in 2006. He was also selected to lead USA Baseball's Collegiate National Team as head coach in 2011.

MIZZOU SINGLE-SEASON STRIKEOUTS

NO.	TEAM	GAMES	HBP
1.	2019	57	559
2.	2018	56	531
3.	2017	59	505
4.	2008	60	495
5.	2009	62	492
6.	2005	63	486
7.	2023	54	484
8.	2006	63	476
9.	2004	62	462
10.	2024	55	459
	1999	56	459

SHOW-ME STATE TO THE SHOW

- Major League Baseball's 2024 season saw five former MU baseball standouts earn spots on 40-man rosters.
- Tiger legend RHP **Max Scherzer** will begin his 18th Major League season this spring after signing an offseason free agent deal with Toronto.
- Scherzer claimed his second World Series title in 2023, helping the Texas Rangers to their first world championship.
- Mizzou Athletics Hall of Famer RHP **Kyle Gibson** enters the new year as a free agent.
- Gibson, a 2009 first-round MLB Draft selection, brings a career big league total of 112 mound victories into the 2025 season. The right-hander is also a three-time MLB Roberto Clemente Award nominee.
- RHP **Tanner Houck** turned in his best season as a professional in 2024, logging nine wins, a 3.12 ERA and 137 strikeouts for the Boston Red Sox..
- RHP **Pete Fairbanks**, a ninth-round choice of the Rangers in 2015, has recorded 48 saves for the Tampa Bay Rays over the last two seasons and 63 for his MLB career — the most ever by a Mizzou product.
- Fairbanks welcomed fellow Tiger alum OF **Kameron Misner** to Tampa late in the 2024 season. Misner, a first-round MLB Draft pick of the Miami Marlins in 2019, made his big league debut with the Rays, appearing in eight games in August.

KERRICK JACKSON

SECOND YEAR • NEBRASKA '99

A veteran coach with experience at all levels of baseball, **Kerrick Jackson** was tabbed as Missouri's 15th head coach in June 2023.

Since that time, Jackson has undertaken the challenge of revitalizing the Tigers' tradition-rich program. These efforts have included hiring a diverse staff, recruiting a new-look roster and providing his pupils an entirely new way of approaching the game — and the way they go about working to achieve their common goal of returning Mizzou to national prominence.

In his first season at the helm, Jackson oversaw the development of a Mizzou roster that displayed positive signs of growth while providing Tiger fans with numerous memorable moments, including wins over six different nationally-ranked Southeastern Conference foes. The Tigers swept No. 6 Florida at home, in addition to topping a Kentucky squad that advanced to Omaha, and posting impressive road wins over Georgia and Mississippi State teams that ended the year rated among the nation's top 25 squads.

Off the field, the Tigers have thrived under Jackson's leadership, posting three of the top semester grade-point averages in program history. Mizzou baseball turned in a 3.43 GPA in the fall 2024 semester, marking its best single term over the last decade. The Tigers also notched a 3.09 team mark during the spring 2024 semester for its best in-season GPA over the same span.

Jackson officially became the first Black Southeastern Conference head baseball coach to lead his team into action when the Tigers opened their 2024 campaign last February. Furthermore, he became just the fourth Black collegiate coach to guide a Power Four baseball program and the first to do so since the 2021 season. In recognition of these efforts, *Baseball America* named Jackson its 2023 Trailblazer of the Year, capping an already historic year for the new Mizzou coach.

In addition to his success on the diamond as a collegiate coach, including leading Southern University to the 2019 Southwestern Athletic Conference crown and an NCAA Regional berth and guiding the University of Memphis to its first winning season in six years, Jackson continues to serve as a relentless advocate for minorities in college baseball, especially in the coaching ranks. He helped form the American Baseball Coaches Association's Diversity in Baseball Committee and has served as its chairman since its creation in 2018. That body works to improve diversity in the coaching ranks through a professional development program and an increased focus on youth baseball.

After leading Memphis to 29 victories and its first winning season since 2017, Jackson returned to Columbia after having served as a Mizzou assistant from 2011-15. Prior to his lone season at Memphis, Jackson was the President of the MLB Draft League from 2020-22, a six-team summer baseball league sponsored by Major League Baseball and featuring a split-season amateur-professional format.

Jackson, who currently serves as the ABCA's Third Vice President, was the head coach at Southern University from 2018-20, where he took a nine-win team in 2018 to 32 wins, a conference championship, and the NCAA Tournament the following season, earning SWAC and Louisiana Sports Writers Association Coach of the Year accolades. His 2018 Jaguar team boasted the athletic department's highest men's team GPA and received national recognition for its community service efforts.

Jackson worked for the Boras Corporation as a certified player agent for two years from 2016-17, where he identified prep and college players with the best chance to develop into Major League talent.

He served as an assistant coach and recruiting coordinator at Mizzou from 2011-15, working with the Tigers' hitters, outfielders, and infielders. Mizzou made back-to-back trips to the Big 12 Conference Tournament Championship in 2011-12, culminating with the program's first Big 12 title in 2012. The Tigers had multiple nationally-ranked recruiting classes, including 24th in 2012, 12th in 2014 and a consensus Top-30 class in 2015.

Before heading to Missouri, Jackson served as the Midwest Area Scouting Supervisor for the Washington Nationals from 2008-10, overseeing Missouri, Kansas, Arkansas, Iowa, Nebraska and the Dakotas.



His other collegiate coaching stops include assistant stints at St. Louis Community College-Meramec (2008), Nicholls State (2006-07), Jefferson [Mo.] College (2004-05), Coffeyville [Kan.] Community College (2003), Emporia State (2002) and Fairfield (2001). Jackson also has extensive experience in the summer collegiate leagues, including the prestigious the Cape Cod League.

Jackson spent two years at St. Louis Community College-Meramec as a student-athlete, before helping Bethune-Cookman to its first conference championship and regional appearance in 1996. Jackson concluded his playing career at Nebraska in 1997, graduating in 1999 with a bachelor's degree in sociology.

Jackson and his wife, Talia, have two sons, Zion and Lazarus.

THE JACKSON FILE



PERSONAL INFORMATION

Hometown: St. Louis, Mo.

Wife: Talia

Children: Zion and Lazarus

Education: Nebraska (1999)

Years in Coaching: 18th

Twitter: @Im_That_Dad_KJ

Instagram: @im_that_dad_kj

COACHING CAREER

Years	School/Org.	Position
2001	Fairfield	Assistant Coach
2002	Emporia State	Assistant Coach
2003	Coffeyville CC	Assistant Coach
2004-05	Jefferson College	Assistant Coach
2006-07	Nicholls State	Assistant Coach
2008	STL CC-Meramec	Assistant Coach
2008-10	Nationals MW Area	Scouting Supervisor
2011-15	Missouri	Assistant Coach
2016-17	Boras Corp.	Certified Player Agent
2018-20	Southern	Head Coach
2020-22	MLB Draft League	President
2023	Memphis	Head Coach
2024-present	Missouri	Head Coach

JACKSON'S HEAD COACHING RECORD

YEAR	SCHOOL	OVERALL	CONFERENCE	NOTABLE
2018	Southern	9-33	6-15	Highest team GPA at Southern
2019	Southern	32-24	18-6	SWAC Tournament Champions/NCAA Starkville Regional berth
2020	Southern	6-10	3-0	COVID-19 shortened season
2023	Memphis	29-28	10-14	First winning season since 2017/Four All-AAC honorees
2024	Missouri	23-32	9-21	2023 <i>Baseball America</i> Trailblazer of the Year
2025	Missouri	3-4	0-0	--
TOTALS	Southern [3 years]	47-67	27-21	
	Memphis [1 year]	29-28	10-14	
	Missouri [2 years]	26-36	9-21	
	Career [5 years]	102-131	46-56	

SEASON RESULTS

2025 RECORD: 3-4 [HOME: 0-0; ROAD: 0-1; SEC: 0-0; NEUTRAL: 3-3]

DATE	OPPONENT	SCORE	INNS	OVERALL	SEC	PITCHER OF RECORD	ATT.	TIME
FEB 14	vs Penn State [#]	L, 0-10	9	0-1	-	LOHSE (0-1)	550	2:35
FEB 15	vs UConn [#]	W, 11-7	9	1-1	-	JACOBI (1-0)	431	3:19
FEB 16	vs Stetson [#]	L, 7-9	9	1-2	-	KEHLENBRINK (0-1)	558	3:07
FEB 20	at UCF	L, 1-7	9	1-3	-	LIBBERT (0-1)	1,622	2:59
FEB 21	vs Florida A&M [^]	W, 6-5	9	2-3	-	JACOBI (2-0)	125	3:32
FEB 22	vs Alabama State [^]	L, 2-10	9	2-4	-	LOHSE (0-2)	268	3:17
FEB 23	vs Southern [^]	W, 15-3	8	3-4	-	DREW (1-0)	175	2:46
FEB 25	LINDENWOOD							
FEB 28	EVANSVILLE							
MAR 1	EVANSVILLE ^(DH)							
MAR 2	EVANSVILLE							
MAR 4	SOUTHEAST MISSOURI							
MAR 7	BINGHAMTON							
MAR 8	BINGHAMTON ^(DH)							
MAR 9	BINGHAMTON							
MAR 14	at LSU*							
MAR 15	at LSU*							
MAR 16	at LSU*							
MAR 21	OLE MISS*							
MAR 22	OLE MISS*							
MAR 23	OLE MISS*							
MAR 25	vs Illinois							
MAR 28	TEXAS*							
MAR 29	TEXAS*							
MAR 30	TEXAS*							
APR 1	UAPB							
APR 2	UAPB							
APR 4	at Arkansas*							
APR 5	at Arkansas*							
APR 6	at Arkansas*							
APR 8	at SIUE							
APR 10	at Florida*							
APR 11	at Florida*							
APR 12	at Florida*							
APR 15	MISSOURI STATE							
APR 17	OKLAHOMA*							
APR 18	OKLAHOMA*							
APR 19	OKLAHOMA*							
APR 22	at Missouri State							
APR 24	at Alabama*							
APR 25	at Alabama*							
APR 26	at Alabama*							
APR 29	at Kansas							
MAY 2	GEORGIA*							
MAY 3	GEORGIA*							
MAY 4	GEORGIA*							
MAY 6	KANSAS							
MAY 9	at Texas A&M*							
MAY 10	at Texas A&M*							
MAY 11	at Texas A&M*							
MAY 15	MISSISSIPPI STATE*							
MAY 16	MISSISSIPPI STATE*							
MAY 17	MISSISSIPPI STATE*							

Puerto Rico Challenge (Caguas, Puerto Rico)

^Andre Dawson Classic (Vero Beach, Fla.)

* SEC game

Home games in BOLD



Missouri Tigers

Overall Statistics for Missouri (as of Feb 23, 2025)

(All games Sorted by Batting avg)



Record: 3-4 Home: 0-0 Away: 0-1 Neutral: 3-3 SEC: 0-0

Player	avg	gp-gs	ab	r	h	2b	3b	hr	rbi	tb	slg%	bb	hp	so	gdp	ob%	sf	sh	sb-att	po	a	e	fld%
Mateo Serna	.333	7-7	27	4	9	2	0	1	6	14	.519	3	1	4	1	.419	0	0	1-1	49	4	0	1.000
Brock Daniels	.300	7-5	20	7	6	1	1	0	3	9	.450	2	2	4	1	.400	1	0	3-3	18	3	0	1.000
Kaden Peer	.292	7-7	24	3	7	1	0	1	6	11	.458	4	2	10	1	.433	0	1	2-2	11	0	0	1.000
Cameron Benson	.263	6-5	19	5	5	1	0	1	2	9	.474	5	0	7	0	.417	0	0	2-3	5	0	0	1.000
Gehrig Goldbeck	.250	5-5	16	4	4	1	0	0	3	5	.313	4	1	6	0	.409	1	0	2-2	0	0	0	.000
Trey Lawrence	.227	6-6	22	1	5	0	0	0	1	5	.227	1	0	7	0	.261	0	0	1-2	6	9	2	.882
Jackson Lovich	.185	7-7	27	3	5	1	0	1	6	9	.333	0	1	10	1	.207	1	0	1-1	2	16	4	.818

Trey Callaway	1.000	1-0	1	1	1	1	0	0	3	2	2.000	0	0	0	0	1.000	0	0	0-0	2	0	0	1.000
Brady Picarelli	.667	2-0	3	1	2	1	0	1	4	6	2.000	0	0	0	0	.667	0	0	0-0	0	0	0	.000
Blake Simpson	.333	3-3	12	1	4	0	0	1	1	7	.583	0	0	0	0	.333	0	0	0-0	2	4	1	.857
Cayden Nicoletto	.300	3-3	10	2	3	1	0	0	1	4	.400	2	0	2	0	.417	0	0	1-1	4	0	0	1.000
Pierre Seals	.200	5-4	15	2	3	1	0	1	1	7	.467	2	1	8	0	.333	0	0	0-0	8	0	1	.889
Jedier Hernandez	.188	6-5	16	3	3	0	0	0	0	3	.188	2	2	3	0	.350	0	0	0-0	52	4	0	1.000
Peyton Basler	.091	4-3	11	2	1	0	0	0	1	1	.091	1	1	3	0	.231	0	0	0-0	1	3	1	.800
Jeric Curtis	.000	3-3	7	0	0	0	0	0	0	0	.000	2	0	4	0	.222	0	1	1-1	12	0	1	.923
Chris Patterson	.000	2-0	2	1	0	0	0	0	0	0	.000	1	0	1	0	.333	0	0	0-0	1	1	1	.667
Tyler Macon	.000	3-0	2	0	0	0	0	0	0	0	.000	1	1	2	0	.500	0	0	1-1	1	0	0	1.000
Aden Malpass	.000	1-0	1	1	0	0	0	0	1	0	.000	1	0	0	0	.500	0	0	0-0	0	0	0	.000
Keegan Knutson	.000	1-0	1	0	0	0	0	0	0	0	.000	0	0	1	0	.000	0	0	0-0	0	0	0	.000
Isaiah Frost	.000	2-0	1	1	0	0	0	0	0	0	.000	1	0	1	0	.500	0	0	0-0	0	0	0	.000
Totals	.245	7	237	42	58	11	1	7	39	92	.388	32	12	73	4	.359	3	2	15-17	177	55	13	.947
Opponents	.306	7	255	51	78	16	1	10	50	126	.494	20	6	64	1	.366	3	1	8-12	183	51	11	.955

LOB - Team (61), Opp (57). DPs turned - Team (1), Opp (4). IBB - Team (0), Opp (1). Picked off - K. Knutson 1.

(All games Sorted by Earned run avg)

Player	era	w-l	app	gs	cg	sho	sv	ip	h	r	er	bb	so	2b	3b	hr	b/avg	wp	hp	bk	sfa	sha
Kadden Drew	3.60	1-0	2	2	0	0/0	0	10.0	11	4	4	2	7	1	0	2	.282	0	0	1	0	1
Ian Lohse	4.00	0-2	2	2	0	0/0	0	9.0	9	5	4	2	14	2	0	2	.243	0	0	1	0	0
Brock Lucas	10.57	0-0	2	1	0	0/0	0	7.2	15	13	9	4	8	3	0	3	.385	2	0	0	1	0

Xavier Lovett	0.00	0-0	2	0	0	0/0	1	2.0	2	0	0	0	2	0	1	0	.250	1	0	0	0	0
PJ Green	0.00	0-0	1	0	0	0/0	0	1.2	1	0	0	1	0	0	0	0	.167	0	1	0	0	0
Nic Smith	0.00	0-0	2	0	0	0/0	0	1.1	0	0	0	0	0	0	0	0	.000	0	0	0	0	0
James Vaughn	5.40	0-0	3	0	0	0/0	0	3.1	4	3	2	1	7	2	0	0	.250	0	0	0	0	0
Daniel Wissler	6.00	0-0	1	1	0	0/0	0	3.0	3	2	2	0	3	0	0	0	.273	0	2	0	1	0
Ben Smith	6.75	0-0	4	0	0	0/0	0	4.0	4	3	3	0	8	0	0	1	.250	0	1	0	0	0
Seth McCartney	7.71	0-0	2	0	0	0/0	0	2.1	3	2	2	1	2	1	0	0	.300	1	0	0	0	0
Kaden Jacobi	7.94	2-0	2	0	0	0/0	0	5.2	8	5	5	2	6	3	0	1	.320	0	0	0	0	0
Wil Libbert	9.00	0-1	2	1	0	0/0	0	4.0	3	4	4	3	1	1	0	1	.214	0	0	0	0	0
Brady Kehlenbrink	9.00	0-1	2	0	0	0/0	0	2.0	5	2	2	0	3	1	0	0	.417	0	1	0	0	0
Josh Kirchhoff	20.25	0-0	1	0	0	0/0	0	1.1	4	3	3	3	1	0	0	0	.571	0	0	0	1	0
Victor Christal	27.00	0-0	1	0	0	0/0	0	1.2	6	5	5	1	2	2	0	0	.545	0	1	0	0	0
Totals	6.86	3-4	7	7	0	0/0	1	59.0	78	51	45	20	64	16	1	10	.306	4	6	2	3	1
Opponents	5.02	4-3	7	7	0	1/1	2	61.0	58	42	34	32	73	11	1	7	.245	4	12	2	3	2

PB - Team (0), Opp (2). Pickoffs - Team (0), Opp (1). SBA/ATT - M. Serna (4-6), J. Hernandez (3-5), K. Drew (1-3), D. Wissler (3-3), K. Jacobi (1-2), B.Kehlenbrnk (1-1), W. Libbert (0-1), T. Callaway (1-1), B. Smith (1-1), I. Lohse (1-1).

BATTING

DATE	OPPONENT	AB	R	H	RBI	2B	3B	HR	BB	IBB	SB	CS	HBP	SAC	SF	GDP	K	PO	A	E	AVG
FEB 14	vs Penn State#	29	0	2	0	0	0	0	3	0	0	0	1	1	0	0	13	24	6	2	.069
FEB 15	vs UConn#	34	11	11	11	2	0	2	7	0	5	0	2	0	1	1	13	27	10	1	.206
FEB 16	vs Stetson#	38	7	11	6	1	0	3	1	0	2	0	2	0	0	1	10	24	13	1	.238
FEB 20	at UCF	31	1	4	1	0	0	1	4	0	1	0	1	0	0	0	10	24	5	2	.212
FEB 21	vs Florida A&M^	37	6	11	5	2	0	0	8	0	3	1	2	0	0	1	10	27	7	3	.231
FEB 22	vs Alabama State^	32	2	5	2	1	0	0	2	0	1	1	1	0	0	1	9	27	5	1	.219
FEB 23	vs Southern^	36	15	14	14	5	1	1	7	0	3	0	3	1	2	0	8	24	9	3	.245
FEB 25	LINDENWOOD																				
FEB 28	EVANSVILLE																				
MAR 1	EVANSVILLE ^[DH]																				
MAR 2	EVANSVILLE																				
MAR 4	SOUTHEAST MISSOURI																				
MAR 7	BINGHAMTON																				
MAR 8	BINGHAMTON ^[DH]																				
MAR 9	BINGHAMTON																				
MAR 14	at LSU*																				
MAR 15	at LSU*																				
MAR 16	at LSU*																				
MAR 21	OLE MISS*																				
MAR 22	OLE MISS*																				
MAR 23	OLE MISS*																				
MAR 25	vs Illinois																				
MAR 28	TEXAS*																				
MAR 29	TEXAS*																				
MAR 30	TEXAS*																				
APR 1	UAPB																				
APR 2	UAPB																				
APR 4	at Arkansas*																				
APR 5	at Arkansas*																				
APR 6	at Arkansas*																				
APR 8	at SIUE																				
APR 10	at Florida*																				
APR 11	at Florida*																				
APR 12	at Florida*																				
APR 15	MISSOURI STATE																				
APR 17	OKLAHOMA*																				
APR 18	OKLAHOMA*																				
APR 19	OKLAHOMA*																				
APR 22	at Missouri State																				
APR 24	at Alabama*																				
APR 25	at Alabama*																				
APR 26	at Alabama*																				
APR 29	at Kansas																				
MAY 2	GEORGIA*																				
MAY 3	GEORGIA*																				
MAY 4	GEORGIA*																				
MAY 6	KANSAS																				
MAY 9	at Texas A&M*																				
MAY 10	at Texas A&M*																				
MAY 11	at Texas A&M*																				
MAY 15	MISSISSIPPI STATE*																				
MAY 16	MISSISSIPPI STATE*																				
MAY 17	MISSISSIPPI STATE*																				
TOTALS		237	42	58	39	11	1	7	32	0	15	2	12	2	3	4	73	177	55	13	.245

Puerto Rico Challenge (Caguas, Puerto Rico)
^Andre Dawson Classic (Vero Beach, Fla.)
* SEC game
Home games in BOLD



PITCHING

DATE	OPPONENT	IP	H	R	ER	BB	SO	2B	3B	HR	WP	BK	HBP	DP	IBB	SCORE	W	L	SV	ERA
FEB 14	vs Penn State [#]	8.0	11	10	7	3	10	1	0	3	1	0	0	0	0	0-10	0	1	0	7.88
FEB 15	vs UConn [#]	9.0	11	7	7	1	9	3	0	1	1	0	2	0	0	11-7	1	1	0	7.41
FEB 16	vs Stetson [#]	8.0	13	9	8	1	9	3	0	2	0	0	1	0	0	7-9	1	2	0	7.92
FEB 20	at UCF	8.0	9	7	7	7	4	1	0	1	0	0	1	0	0	1-7	1	3	0	7.91
FEB 21	vs Florida A&M [^]	9.0	9	5	3	4	13	2	1	1	1	0	0	0	0	6-5	2	3	1	6.86
FEB 22	vs Alabama State [^]	9.0	17	10	10	3	12	5	0	1	1	1	1	0	1	2-10	2	4	1	7.41
FEB 23	vs Southern [^]	8.0	8	3	3	1	7	1	0	1	0	1	1	1	0	15-3	3	4	1	6.86
FEB 25	LINDENWOOD																			
FEB 28	EVANSVILLE																			
MAR 1	EVANSVILLE ^[DH]																			
MAR 2	EVANSVILLE																			
MAR 4	SOUTHEAST MISSOURI																			
MAR 7	BINGHAMTON																			
MAR 8	BINGHAMTON ^[DH]																			
MAR 9	BINGHAMTON																			
MAR 14	at LSU*																			
MAR 15	at LSU*																			
MAR 16	at LSU*																			
MAR 21	OLE MISS*																			
MAR 22	OLE MISS*																			
MAR 23	OLE MISS*																			
MAR 25	vs Illinois																			
MAR 28	TEXAS*																			
MAR 29	TEXAS*																			
MAR 30	TEXAS*																			
APR 1	UAPB																			
APR 2	UAPB																			
APR 4	at Arkansas*																			
APR 5	at Arkansas*																			
APR 6	at Arkansas*																			
APR 8	at SIUE																			
APR 10	at Florida*																			
APR 11	at Florida*																			
APR 12	at Florida*																			
APR 15	MISSOURI STATE																			
APR 17	OKLAHOMA*																			
APR 18	OKLAHOMA*																			
APR 19	OKLAHOMA*																			
APR 22	at Missouri State																			
APR 24	at Alabama*																			
APR 25	at Alabama*																			
APR 26	at Alabama*																			
APR 29	at Kansas																			
MAY 2	GEORGIA*																			
MAY 3	GEORGIA*																			
MAY 4	GEORGIA*																			
MAY 6	KANSAS																			
MAY 9	at Texas A&M*																			
MAY 10	at Texas A&M*																			
MAY 11	at Texas A&M*																			
MAY 15	MISSISSIPPI STATE*																			
MAY 16	MISSISSIPPI STATE*																			
MAY 17	MISSISSIPPI STATE*																			
TOTALS		59.0	78	51	45	20	64	16	1	10	4	2	6	1	1	42-51	3	4	1	6.86

[#] Puerto Rico Challenge (Caguas, Puerto Rico)
[^] Andre Dawson Classic (Vero Beach, Fla.)
* SEC game
Home games in BOLD

MISCELLANEOUS STATISTICS

PLATE PRODUCTION

MULTI-HIT GAMES	2	3	4	5+	TOTAL
Kaden Peer	2	1	-	-	3
Mateo Serna	2	-	-	-	2
Brock Daniels	1	1	-	-	2
Cameron Benson	1	-	-	-	1
Gehrig Goldbeck	-	1	-	-	1
Jackson Lovich	1	-	-	-	1
Cayden Nicoletto	-	1	-	-	1
Brady Picarelli	1	-	-	-	1
Blake Simpson	1	-	-	-	1
TEAM	9	4	0	0	14

MULTI-RBI GAMES	2	3	4	5+	TOTAL
Jackson Lovich	1	1	-	-	2
Kaden Peer	2	-	-	-	2
Trey Callaway	-	1	-	-	1
Brock Daniels	1	-	-	-	1
Brady Picarelli	-	-	1	-	1
Mateo Serna	-	1	-	-	1
TEAM	4	3	1	0	8

HITTING STREAKS	CAREER	CURRENT
Cameron Benson	4	4
Trey Lawrence	3	3
Blake Simpson	3	3
Mateo Serna	5	2
Jackson Lovich	13	1
Brock Daniels	10	1
Pierre Seals	2	1
Trey Callaway	1	1
Cayden Nicoletto	1	1
Brady Picarelli	1	1
Jedier Hernandez	7	-
Kaden Peer	4	-
Gehrig Goldbeck	2	-
Isaiah Frost	2	-
Peyton Basler	1	-

HOME RUN TRACKER

No...	Player	Total	Date	Opponent	On-Base	Inn	Outs	Count
1.	Jackson Lovich	1	Feb 15	UConn	1	5	1	1-2
2.	Mateo Serna	1	Feb 15	UConn	2	6	0	2-0
3.	Cameron Benson	1	Feb 16	Stetson	0	3	1	0-0
4.	Pierre Seals	1	Feb 16	Stetson	0	3	1	3-2
5.	Blake Simpson	1	Feb 16	Stetson	0	5	1	3-1
6.	Kaden Peer	1	Feb 20	UCF	0	6	0	1-2
7.	Brady Picarelli	1	Feb 23	Southern	1	8	1	3-2

INNING-BY-INNING	1	2	3	4	5	6	7	8	9	EX	TOTAL
Mizzou	6	4	4	1	4	9	1	13	0	0	42
Opponents	7	3	7	0	10	5	14	5	0	0	51
WHEN MIZZOU SCORES	0	1	2	3	4	5	6	7	8	9	10+
W-L	0-1	0-1	0-1	0-0	0-0	0-0	1-0	0-1	0-0	0-0	2-0
WHEN OPP SCORES	0	1	2	3	4	5	6	7	8	9	10+
W-L	0-0	0-0	0-0	1-0	0-0	1-0	0-0	1-1	0-0	0-1	0-2
WHEN LEADING AFTER	1	2	3	4	5	6	7	8	9	10	11+
W-L	2-0	3-0	1-1	1-1	2-1	2-0	2-0	2-0	2-0	0-0	0-0
WHEN TRAILING AFTER	1	2	3	4	5	6	7	8	9	10	11+
W-L	0-2	0-3	0-2	0-2	0-3	0-3	0-4	0-4	0-4	0-0	0-0
WHEN TIED AFTER	1	2	3	4	5	6	7	8	9	10	11+
W-L	1-2	0-1	2-1	2-1	1-0	1-1	1-0	0-0	0-0	0-0	0-0

TEAM GAME HIGHS	INDIVIDUAL GAME HIGHS	MISCELLANY
BATTING At bats: 38 vs. Stetson (2/16) Runs scored: 15 vs. Southern (2/23) Hits: 14 vs. Southern (2/23) RBIs: 14 vs. Southern (2/23) Doubles: 5 vs. Southern (2/23) Triples: 1 vs. Southern (2/23) Home runs: 3 vs. Stetson (2/16) Total bases: 24 vs. Southern (2/23) Walks: 8 vs. Florida A&M (2/21) Strikeouts: 13 (2 times) Sac hits: 1 (2 times) Sac flies: 2 vs. Southern (2/23) Stolen bases: 5 vs. UConn (2/15) Hit by pitch: 3 vs. Southern (2/23) Caught stealing: 1 (2 times) Runners LOB: 14 vs. Florida A&M (2/21) Hit into DP: 1 (4 times) FIELDING Putouts: 27 (3 times) Assists: 13 vs. Stetson (2/16) Errors: 3 vs. Florida A&M (2/21) 3 vs. Southern (2/23) Passed balls: - - DPs turned: 1 vs. Southern (2/23) PITCHING Innings pitched: 9.0 (3 times) Runs allowed: 10 vs. Penn State (2/14) 10 vs. Alabama St. (2/22) Earned runs: 10 vs. Alabama St. (2/22) Walks allowed: 7 at UCF (2/20) Strikeouts: 13 vs. Florida A&M (2/21) Hits allowed: 17 vs. Alabama St. (2/21) Doubles allowed: 5 vs. Alabama St. (2/21) Triples allowed: 1 vs. Florida A&M (2/22) Homers allowed: 3 vs. Penn State (2/14) Wild pitches: 1 (4 times) Hit batters: 2 vs. UConn (2/15)	BATTING At bats: 6 Cameron Benson vs. Florida A&M (2/21) Runs scored: 4 Brock Daniels vs. UConn (2/15) Hits: 3 (5 times) RBIs: 4 Brady Picarelli vs. Southern (2/23) Doubles: 1 (11 times) Triples: 1 Brock Daniels vs. Southern (2/23) Home runs: 1 (7 times) Total bases: 6 Kaden Peer at UCF (2/20) 6 Brady Picarelli vs. Southern (2/23) Walks: 3 Cameron Benson vs. UConn (2/15) Strikeouts: 4 Trey Lawrence vs. UConn (2/15) Sac hits: 1 (2 times) Sac flies: 1 (3 times) Stolen bases: 2 Brock Daniels vs. UConn (2/15) Hit by pitch: 1 (12 times) Caught stealing: 1 (2 times) Runners LOB: 3 (8 times) FIELDING Putouts: 13 Jedier Hernandez vs. Alabama State (2/22) Assists: 4 (3 times) Errors: 2 Jackson Lovich vs. Southern (2/23) PITCHING Innings pitched: 6.0 Kadden Drew vs. Southern (2/23) Runs allowed: 8 Brock Lucas vs. Penn State (2/14) Earned runs: 6 Brock Lucas vs. Penn State (2/14) Walks allowed: 3 Wil Libbert at UCF (2/20) 3 Josh Kirchhoff at UCF (2/20) Strikeouts: 8 Ian Lohse vs. Penn State (2/14) 8 Brock Lucas vs. Florida A&M (2/21) Hits allowed: 8 Brock Lucas vs. Penn State (2/14) Doubles allowed: 3 Kaden Jacobi vs. UConn (2/15) Triples allowed: 1 Xavier Lovett vs. Florida A&M (2/21) Homers allowed: 2 Brock Lucas vs. Penn State (2/14) 2 Kadden Drew vs. Stetson (2/16) Wild pitches: 1 Brock Lucas vs. Penn State (2/14) 1 Xavier Lovett vs. UConn (2/15) Hit batters: 2 Daniel Wissler vs. UConn (2/15)	JERSEY White..... 0-0 Black..... 2-2 Gold..... 1-0 Gray 0-2 Script Tigers..... 0-0 HAT Sailor Tiger..... 1-1 Black..... 1-3 Gold..... 1-0 WEATHER Sunny 2-2 Night..... 2-2 Cloudy..... 1-1 Indoors 0-0 > 80..... 0-2 70-79 1-0 60-69 2-2 50-59 0-0 < 50..... 0-0

PLAYER PROFILES



1 CAMERON BENSON

OF • JR. • L/R • FARMINGTON HILLS, MICH.

CAREER HIGHS

Hits: 4, at Louisville [3/5/22]

Doubles: 2, at Eastern Michigan [3/26/22]

Triples: 1 (4x), last vs. Miami [Ohio] [5/15/22]

Home Runs: 2, vs. Western Michigan [4/8/22]

RBI: 4, at Louisville [3/5/22]

Runs Scored: 2 (10x), last vs. Florida A&M [2/21/25]

Walks: 3, vs. UConn [2/15/25]

Stolen Bases: 2, vs. Cincinnati [4/8/23]

2025

Date	Opponent	AB	R	H	RBI	2B	3B	HR	BB	SB
2/14	vs Penn State	0	0	0	0	0	0	0	1	0
2/15	vs UConn*	2	1	0	0	0	0	0	3	1
2/16	vs Stetson*	4	1	1	1	0	0	1	0	0
2/21	vs Florida A&M*	6	2	2	0	1	0	0	0	0
2/22	vs Alabama State*	3	1	1	0	0	0	0	1	1
2/23	vs Southern*	4	0	1	1	0	0	0	0	0
Totals		19	5	5	2	1	0	1	5	2

2023 (at Memphis)

Date	Opponent	AB	R	H	RBI	2B	3B	HR	BB	SB
2/17	Samford*	4	1	1	2	0	0	0	0	0
2/18	Samford*	5	0	1	1	1	0	0	0	0
2/19	Samford*	5	1	1	0	1	0	0	1	0
2/24	Youngstown State*	3	0	1	0	0	0	0	1	0
2/25	Youngstown State*	4	2	1	0	0	0	0	1	1
2/25	Youngstown State*	4	0	0	0	0	0	0	0	0
2/26	Youngstown State*	4	1	1	0	0	0	0	1	0
2/28	at UCA*	5	0	1	0	1	0	0	0	0
3/3	at Nicholls*	3	2	2	2	0	0	1	1	0
3/5	at Nicholls*	4	0	0	0	0	0	0	0	0
3/7	at UL Monroe*	5	0	0	0	0	0	0	0	0
3/10	Indiana State	1	0	0	0	0	0	0	0	0
3/11	Indiana State*	3	1	0	0	0	0	0	2	1
3/12	Indiana State*	4	0	3	0	0	0	0	1	1
3/14	at Little Rock*	3	0	0	0	0	0	0	1	0
3/17	at Southeast La.*	4	1	1	0	1	0	0	1	0
3/18	at Southeast La.*	5	0	1	0	0	0	0	0	0
3/19	at Southeast La.*	6	2	3	1	1	1	0	0	0
3/21	Little Rock*	3	0	0	0	0	0	0	1	0
3/22	Arkansas State*	1	0	0	1	0	0	0	0	0
3/28	UAPB*	2	0	0	0	0	0	0	2	0
4/1	at Tulane*	3	1	1	0	1	0	0	1	0
4/2	at Tulane*	4	0	0	0	0	0	0	1	0
4/4	Ole Miss*	3	0	0	0	0	0	0	0	0
4/6	Cincinnati*	4	0	0	0	0	0	0	0	0
4/7	Cincinnati*	3	1	1	1	0	1	0	1	0
4/8	Cincinnati*	3	0	1	0	0	0	0	1	2
4/11	at Ole Miss*	4	2	1	1	0	0	1	0	0
4/14	at UCF*	2	1	1	0	0	0	0	1	0
4/15	at UCF*	4	0	1	0	0	0	0	0	1
4/16	at UCF*	3	0	0	0	0	0	0	1	0
4/21	Houston*	4	0	1	0	0	0	0	0	0
4/22	Houston*	3	0	0	0	0	0	0	2	1
4/23	Houston*	3	1	1	1	0	0	1	0	0
4/25	UT Martin*	3	1	2	0	0	0	0	1	1
4/28	at Wichita State*	3	0	0	0	0	0	0	1	0
4/29	at Wichita State*	4	0	1	0	0	0	0	0	1
4/30	at Wichita State*	4	1	1	0	0	0	0	0	0
5/2	at Arkansas State*	5	2	2	1	0	0	1	0	0
5/5	USF*	3	1	1	1	0	0	0	0	1
5/6	USF	1	1	1	0	1	0	0	0	0
5/7	USF*	4	1	3	0	1	0	0	0	1
5/12	at ECU*	4	0	0	0	0	0	0	0	0
5/13	at ECU*	3	0	1	0	0	0	0	0	0
5/14	at ECU*	4	0	2	2	1	0	0	0	1
5/26	vs. Houston*	4	1	1	0	0	0	0	0	0
Totals		163	25	40	14	9	2	4	23	12

2022 (at Akron)

Date	Opponent	AB	R	H	RBI	2B	3B	HR	BB	SB
2/18	at Lipscomb*	5	1	2	2	1	0	1	0	0
2/19	at Lipscomb*	4	0	2	2	0	0	0	1	1
2/20	at Lipscomb*	4	0	2	1	0	0	0	1	1
2/25	at Georgia*	4	0	1	0	0	0	0	0	0
2/26	at Georgia*	3	0	0	0	0	0	0	1	0
2/26	at Georgia*	3	0	0	0	0	0	0	1	0
3/4	at Louisville*	3	0	0	0	0	0	0	1	0
3/5	at Louisville*	5	2	4	4	0	1	1	0	0
3/11	Toledo*	3	0	0	0	0	0	0	0	0
3/11	Toledo*	4	1	2	1	0	0	0	0	0
3/14	Toledo*	4	0	2	0	1	0	0	0	0
3/14	Toledo*	5	0	1	2	1	0	0	0	0
3/18	Northern Illinois*	5	0	1	0	0	0	0	0	0
3/19	Northern Illinois*	3	0	0	0	0	0	0	0	0
3/19	Northern Illinois*	4	0	2	0	0	0	0	1	1
3/20	Northern Illinois*	4	0	0	0	0	0	0	0	0
3/25	at Eastern Mich.*	3	2	1	2	0	0	1	1	0
3/26	at Eastern Mich.*	5	1	3	1	2	0	0	0	0
3/29	Shawnee State*	4	0	0	0	0	0	0	0	0
4/1	at Bowling Green*	5	1	3	0	1	0	0	0	0

4/2	at Bowling Green*	3	1	0	0	0	0	0	1	0
4/2	at Bowling Green*	3	1	1	1	0	0	0	2	0
4/3	at Bowling Green*	5	0	1	3	0	0	0	0	0
4/5	Malone*	6	0	1	0	0	0	0	0	0
4/8	Western Mich.*	4	2	2	3	0	0	2	0	0
4/9	Western Mich.*	2	0	0	0	0	0	0	1	0
4/9	Western Mich.*	3	0	2	0	0	0	0	0	0
4/10	Western Mich.*	3	0	0	0	0	0	0	1	1
4/15	at Ball State*	3	0	0	0	0	0	0	1	0
4/16	at Ball State*	2	0	0	0	0	0	0	1	0
4/16	at Ball State*	2	0	1	0	0	0	0	0	0
4/17	at Ball State*	4	1	0	0	0	0	0	1	0
4/22	at Central Mich.*	5	1	1	1	0	0	0	0	0
4/23	at Central Mich.*	2	0	1	0	0	0	0	1	1
4/23	at Central Mich.*	4	0	1	0	0	0	0	1	0
4/24	at Central Mich.*	1	0	0	0	0	0	0	1	0
4/26	Baldwin Wallace*	3	0	0	0	0	0	0	0	0
4/30	Kent State*	5	1	1	0	1	0	0	0	0
5/1	Kent State*	4	0	0	0	0	0	0	0	0
5/7	at Ohio*	4	1	1	0	0	0	0	0	0
5/8	at Ohio*	3	0	0	0	0	0	0	0	0
5/8	at Ohio*	5	0	2	0	0	0	0	0	0
5/9	at Ohio*	4	0	0	0	0	0	0	1	0
5/13	Miami (Ohio)*	3	1	1	1	0	0	1	0	0
5/13	Miami (Ohio)*	4	1	0	0	0	0	0	0	0
5/14	Miami (Ohio)*	3	0	0	0	0	0	0	0	0
5/15	Miami (Ohio)*	4	0	1	1	0	1	0	0	0
5/16	Georgia Tech*	3	0	0	0	0	0	0	0	0
5/20	PFW*	4	0	0	0	0	0	0	0	0
5/20	PFW*	4	1	2	1	1	0	0	0	0
5/21	PFW*	4	2	3	3	0	0	1	1	0
Totals		192	22	49	29	8	2	7	20	5

CAREER STATS

YEAR	AVG	GP-GS	AB	R	H	2B	3B	HR	RBI	BB	SB
2022*	.255	52-52	192	22	49	8	2	7	29	20	5
2023*	.245	46-44	163	25	40	9	2	4	14	23	12
2025	.263	6-5	19	5	5	1	0	1	2	5	2
Totals	.252	104-101	373	52	94	18	4	12	45	48	19

* at Akron

* at Memphis



2 BROCK DANIELS

INF/OF • JR. • L/R • ST. LOUIS, MO.

CAREER HIGHS

Hits: 3 (2x), vs. UConn [2/15/25]

Doubles: 2, at Georgia [4/13/24]

Triples: 1, vs. Southern [2/23/25]

Home Runs: 1 (4x), last vs. LSU [4/20/24]

RBI: 5, vs. UT Martin [4/2/24]

Runs Scored: 4, vs. UConn [2/15/25]

Walks: 1 (11x), last vs. Southern [2/23/25]

Stolen Bases: 3 (2x), last vs. Stetson [2/16/25]

2025

Date	Opponent	AB	R	H	RBI	2B	3B	HR	BB	SB
2/14	vs Penn State	1	0	0	0	0	0	0	0	0
2/15	vs UConn*	4	4	3	1	1	0	0	0	2
2/16	vs Stetson*	5	1	1	0	0	0	0	0	1
2/20	at UCF*	4	0	0	0	0	0	0	0	0
2/21	vs Florida A&M	0	0	0	0	0	0	0	1	0
2/22	vs Alabama State*	3	0	0	0	0	0	0	1	0
2/23	vs Southern*	3	2	2	2	0	1	0	0	0
Totals		20	7	6	3	1	1	0	2	3

2024

Date	Opponent	AB	R	H	RBI	2B	3B	HR	BB	SB
2/28	at San Diego State	1	0	0	0	0	0	0	0	0
2/24	at UC San Diego*	3	0	1	0	0	0	0	1	0
2/27	SEMO*	2	0	0	1	0	0	0	1	0
3/2	Northern Kentucky	1	0	0	0	0	0	0	1	0
3/10	PFW	2	1	1	3	0	0	1	0	0
3/12	at Kansas*	5	0	2	1	1	0	0	0	1
3/15	at Arkansas	1	0	0	0	0	0	0	0	0
3/16	at Arkansas*	3	0	0	0	0	0	0	0	0
3/26	vs Illinois	1	0	0	0	0	0	0	0	0
4/2	UT Martin*	3	2	2	5	0	0	1	0	1
4/3	UT Martin*	4	2	3	4	0	0	1	1	3
4/5	Florida*	4	0	1	0	0	0	0	1	1
4/6	Florida*	3	0	0	0	0	0	0	0	0
4/7	Florida*	5	1	3	1	1	0	0	0	0
4/9	SIUE*	3	1	1	3	0	0	0	0	0
4/11	at Georgia*	4	1	2	2	1	0	0	1	0
4/12	at Georgia*	5	0	1	0	0	0	0	0	0
4/13	at Georgia*	4	0	2	2	2	0	0	0	0
4/16	at Missouri State*	5	1	1	0	0	0	0	0	0
4/19	LSU*	2	0	1	0	0	0	0	0	1
4/20	LSU*	4	2	2	2	0	0	1	0	0
4/21	LSU*	4	1	2	0	0	0	0	0	0
4/23	Missouri State*	5	0	1	2	0	0	0	0	0
4/25	at Tennessee*	3	0	0	0	0	0	0	0	0
4/26	at Tennessee*	4	1	0	0	0	0	0	0	0

5/27	USC Upstate	0	0	0	0	0	0	0	0	0	0
5/28	Campbell	1	1	1	1	0	0	0	3	0	0
5/28	Campbell	1	0	0	0	0	0	0	0	0	0
Totals		107	21	26	16	2	0	0	20	2	

CAREER STATS

YEAR	AVG	GP-GS	AB	R	H	2B	3B	HR	RBI	BB	SB
2022*	.243	50-38	107	21	26	2	0	0	16	20	2
2025	.091	4-3	11	2	1	1	0	0	0	1	0
Totals	.227	54-41	119	23	27	3	0	0	16	21	2

* at Charleston Southern



4 JEDIER HERNANDEZ

C • SR • R/R • TRENTON, N.J.

CAREER HIGHS

Hits: 3 (8x), last vs. Auburn (5/10/24)

Doubles: 2 (3x), last vs. Xavier (5/24/23)

Triples: N/A

Home Runs: 1 (4x), last vs. Northern Kentucky (3/3/24)

RBI: 4 (2x), last vs. Northern Kentucky (3/2/24)

Runs Scored: 3 (2x), last vs. PFW (3/10/24)

Walks: 2 (7x), last vs. Florida A&M (2/24/25)

Stolen Bases: 1, vs. CSU Bakersfield (2/22/24)

2025

Date	Opponent	AB	R	H	RBI	2B	3B	HR	BB	SB
2/14	vs Penn State*	3	0	0	0	0	0	0	0	0
2/15	vs UConn	0	0	0	0	0	0	0	0	0
2/16	vs Stetson*	3	1	1	0	0	0	0	0	0
2/21	vs Florida A&M*	3	1	1	0	0	0	0	2	0
2/22	vs Alabama State*	4	0	1	0	0	0	0	0	0
2.23	vs Southern*	3	1	0	0	0	0	0	0	0
Totals		16	3	3	0	0	0	0	2	0

2024

Date	Opponent	AB	R	H	RBI	2B	3B	HR	BB	SB
2/16	at Cal Poly*	4	0	0	1	0	0	0	0	0
2/16	at Cal Poly*	4	1	1	0	1	0	0	0	0
2/21	vs CSU Bakersfield*	3	1	1	1	0	0	0	1	1
2/24	a UC San Diego*	5	0	0	0	0	0	0	0	0
2/27	SEMO*	3	1	1	0	0	0	0	0	0
3/2	Northern Kentucky*	6	2	3	4	1	0	0	0	0
3/3	Northern Kentucky*	4	2	3	2	1	0	1	0	0
3/9	PFW*	5	1	2	1	0	0	0	0	0
3/10	PFW*	2	3	2	2	0	0	0	1	0
3/12	at Kansas*	5	0	1	0	1	0	0	0	0
3/15	at Arkansas*	3	0	1	0	0	0	0	0	0
3/16	at Arkansas*	3	0	0	0	0	0	0	0	0
3/22	Kentucky*	4	0	1	0	0	0	0	1	0
3/23	Kentucky*	4	0	1	1	1	0	0	0	0
3/24	Kentucky*	5	1	2	2	0	0	0	0	0
3/28	at Vanderbilt*	3	0	1	0	1	0	0	0	0
3/29	at Vanderbilt*	2	0	0	0	0	0	0	1	0
3/30	at Vanderbilt*	4	1	1	0	0	0	0	0	0
4/2	UT Martin*	5	0	0	0	0	0	0	0	0
4/5	Florida*	5	0	2	1	1	0	0	1	0
4/6	Florida*	3	0	1	1	0	0	0	0	0
4/7	Florida*	4	1	2	2	1	0	0	1	0
4/9	SIUE	1	0	0	0	0	0	0	0	0
4/11	at Georgia*	4	1	1	1	1	0	0	1	0
4/12	at Georgia*	5	0	2	1	0	0	0	0	0
4/13	at Georgia*	3	0	0	1	0	0	0	1	0
4/19	LSU*	3	0	0	0	0	0	0	0	0
4/20	LSU*	3	1	1	0	0	0	0	2	0
4/21	LSU*	3	0	1	0	0	0	0	1	0
4/25	at Tennessee*	4	0	1	0	0	0	0	0	0
4/26	at Tennessee*	3	0	1	0	0	0	0	1	0
5/3	South Carolina*	4	0	0	0	0	0	0	1	0
5/4	South Carolina*	4	1	2	1	0	0	0	1	0
5/5	South Carolina*	3	1	0	0	0	0	0	1	0
5/10	Auburn*	5	1	3	2	0	0	0	0	0
5/11	Auburn*	4	0	0	0	0	0	0	0	0
5/12	Auburn*	4	1	1	1	0	0	0	1	0
5/16	at Mississippi St*	4	0	0	0	0	0	0	0	0
5/17	at Mississippi St*	3	0	0	0	0	0	0	0	0
Totals		146	20	39	25	10	0	1	16	1

2023 (at Seton Hall)

Date	Opponent	AB	R	H	RBI	2B	3B	HR	BB	SB
2/17	at North Carolina	5	2	2	0	1	0	0	0	0
2/18	at North Carolina	1	0	0	0	0	0	0	2	0
2/19	at North Carolina	4	0	1	0	0	0	0	0	0
2/24	vs Northwestern St.	2	0	0	0	0	0	0	2	0
2/25	vs Houston Christian	2	0	2	2	0	0	0	2	0
2/26	vs New Mexico St	1	0	0	0	0	0	0	1	0
3/9	at UCSB	4	0	0	0	0	0	0	0	0
3/15	Monmouth	5	0	2	0	2	0	0	0	0
3/18	Holy Cross	2	0	0	1	0	0	0	2	0
3/18	Holy Cross	4	0	1	0	1	0	0	0	0
3/19	Holy Cross	5	1	3	2	1	0	0	0	0
3/21	Saint Peter's	4	0	1	0	0	0	0	0	0
3/22	NJIT	4	1	1	2	0	0	0	0	0

3/24	Fordham	3	0	1	0	0	0	0	0	0
3/24	Fordham	4	0	1	1	0	0	0	1	0
3/26	at Fordham	4	1	2	0	0	0	0	1	0
3/29	Wagner	3	1	0	0	0	0	0	1	0
3/31	at ETSU	3	0	0	0	0	0	0	1	0
4/1	at ETSU	5	2	2	1	0	0	1	0	0
4/2	at ETSU	5	1	2	2	0	0	0	1	0
4/5	at Princeton	4	1	1	0	0	0	0	1	0
4/6	Georgetown	5	0	2	2	0	0	0	0	0
4/8	Georgetown	3	0	0	0	0	0	0	1	0
4/8	Georgetown	4	0	0	0	0	0	0	0	0
4/11	at Rutgers	3	0	0	0	0	0	0	1	0
4/12	NJIT	3	0	1	0	0	0	0	0	0
4/14	at St. John's	3	0	0	0	0	0	0	1	0
4/16	at St. John's	5	2	1	1	0	0	1	0	0
4/19	at Wagner	4	1	2	0	0	0	0	0	0
4/21	Butler	2	0	0	0	0	0	0	1	0
4/23	Butler	3	1	0	0	0	0	0	0	0
4/25	at Rider	2	1	1	0	0	0	0	1	0
4/26	Lafayette	3	1	1	1	0	0	0	1	0
4/28	at Xavier	4	2	2	4	0	0	1	0	0
4/29	at Xavier	4	0	0	0	0	0	0	0	0
5/3	Manhattan	4	1	2	1	0	0	0	1	0
5/3	at UConn	2	0	0	0	0	0	0	2	0
5/7	at UConn	5	1	2	2	0	0	0	0	0
5/12	Creighton	4	1	2	1	1	0	0	0	0
5/13	Creighton	4	0	0	0	0	0	0	0	0
5/14	Creighton	2	1	1	2	0	0	0	0	0
5/18	at Villanova	4	0	1	1	0	0	0	0	0
5/19	at Villanova	4	0	1	0	0	0	0	0	0
5/20	at Villanova	2	0	0	0	0	0	0	0	0
5/24	vs Xavier	4	1	3	1	2	0	0	0	0
5/25	vs Georgetown	4	0	0	0	0	0	0	0	0
Totals		161	23	44	27	8	0	3	24	0

2022 (at Seton Hall)

Date	Opponent	AB	R	H	RBI	2B	3B	HR	BB	SB
2/18	at North Carolina*	4	0	0	0	0	0	0	0	0
2/19	at North Carolina	3	0	1	0	0	0	0	0	0
2/25	vs Michigan*	4	0	3	0	0	0	0	0	0
2/25	at FIU*	4	0	0	0	0	0	0	0	0
2/27	at FIU*	1	0	0	0	0	0	0	0	0
3/4	at FGCU*	3	0	2	1	1	0	0	0	0
3/5	at FGCU*	3	0	1	0	0	0	0	0	0
3/6	at FGCU*	3	0	0	0	0	0	0	0	0
3/8	vs FAU*	4	0	1	0	0	0	0	0	0
3/12	at Florida*	2	0	0	0	0	0	0	0	0
3/19	at Oklahoma St*	3	0	3	1	2	0	0	0	0
3/19	at Oklahoma St*	3	1	1	1	1	0	0	1	0
3/22	NJIT*	4	0	1	0	0	0	0	0	0
3/26	Saint Joseph's*	2	0	0	0	0	0	0	0	0
3/29	Monmouth*	4	0	0	0	0	0	0	0	0
4/1	Mercer*	3	0	0	0	0	0	0	0	0
4/2	Mercer*	4	0	2	0	0	0	0	0	0
4/6	Princeton*	4	2	1	3	0	0	0	0	0
4/8	Xavier*	4	0	0	0	0	0	0	0	0
4/10	Xavier*	4	0	1	1	0	0	0	0	0
4/12	at Monmouth*	4	0	2	1	0	0	0	1	0
4/14	UConn*	4	0	1	1	1	0	0	0	0
4/16	UConn*	2	0	0	0	0	0	0	1	0
4/16	UConn*	3	0	0	0	0	0	0	0	0
4/20	at Wagner*	4	0	1	2	1	0	0	0	0
4/22	at Creighton*	4	0	0	0	0	0	0	0	0
4/24	at Creighton*	3	2	1	1	0	0	0	1	0
4/27	Lafayette*	4	1	2	0	0	0	0	0	0
4/29	at Georgetown*	3	0	0	0	0	0	0	0	0
5/1	at Georgetown*	5	3	3	0	0	0	0	0	0
5/3	Rutgers*	1	0	0	0	0	0	0	0	0
5/8	St. John's*	3	1	0	0	0	0	0	0	0
5/8	St. John's*	3	0	0	0	0	0	0	0	0
5/13	Villanova*	4	0	2	1	0	0	0	0	0
5/14	Villanova*	4	0	2	1	0	0	0	0	0
5/15	Villanova*	2	0	0	0	0	0	0	1	0
5/19	at Butler*	4	1	1	0	0	0	0	0	0
5/20	at Butler*	3	1	1	1	1	0	0	0	0
Totals		126	12	33	15	7	0	0	5	0

CAREER STATS

YEAR	AVG	GP-GS	AB	R	H	2B	3B	HR	RBI	BB	SB
2022*	.262	38-38	126	12	33	7	0	0	15	5	0
2023*	.273	46-46	161	23	44	8	0	3	27	24	0
2024	.267	39-38	146	20	39	10	0	1	25	16	1
2025	.188	6-5	16	3	3	0	0	0	0	2	0
Totals	.265	129-127	449	58	119	25	0	4	67	47	1



17 CHRIS PATTERSON

INF • FR. • S/R • FRISCO, TEXAS

CAREER HIGHS

Hits: N/A

Doubles: N/A

Triples: N/A

Home Runs: N/A

RBI: N/A

Runs Scored: 1, vs. Southern [2/23/25]

Walks: 1, vs. Southern [2/23/25]

Stolen Bases: N/A

2025

Date	Opponent	AB	R	H	RBI	2B	3B	HR	BB	SB
2/20	at UCF	1	0	0	0	0	0	0	0	0
2/23	vs Southern	1	1	0	0	0	0	0	1	0
Totals		2	1	0	0	0	0	0	1	0

CAREER STATS

YEAR	AVG	GP-GS	AB	R	H	2B	3B	HR	RBI	BB	SB
2025	.000	2-0	2	1	0	0	0	0	0	1	0
Totals	.000	2-0	2	1	0	0	0	0	0	1	0



18 JACKSON LOVICH

INF • JR. • R/R • OVERLAND PARK, KAN.

CAREER HIGHS

Hits: 3 (2x), last at Missouri State [4/16/24]

Doubles: 1 (8x), last at Tennessee [4/27/24]

Triples: 1 (5x), last vs. South Carolina [5/4/24]

Home Runs: 1 (11x), last at Mississippi State [5/18/24]

RBI: 4 (2x), last vs. Northern Kentucky [3/2/24]

Runs Scored: 3, vs. Northern Kentucky [3/2/24]

Walks: 3, at San Diego State [2/23/24]

Stolen Bases: 1 (5x), last vs. South Carolina [5/3/24]

2025

Date	Opponent	AB	R	H	RBI	2B	3B	HR	BB	SB
2/14	vs Penn State*	3	0	0	0	0	0	0	0	0
2/15	vs UConn*	4	2	3	0	0	0	1	0	0
2/16	vs Stetson*	5	0	1	1	0	0	0	0	0
2/20	at UCF*	3	0	0	0	0	0	0	0	0
2/21	vs Florida A&M*	5	0	1	2	0	0	0	0	1
2/22	vs Alabama State*	4	0	0	0	0	0	0	0	0
2/23	vs Southern*	3	1	1	0	1	0	0	0	0
Totals		27	3	5	6	1	0	1	0	1

2024

Date	Opponent	AB	R	H	RBI	2B	3B	HR	BB	SB
2/16	at Cal Poly*	4	0	2	0	1	0	0	0	0
2/16	at Cal Poly*	3	1	1	1	0	0	1	0	0
2/17	at Cal Poly*	5	1	2	3	0	0	1	0	0
2/21	vs CSU Bakersfield*	1	1	0	0	0	0	0	0	1
2/23	at San Diego State*	1	1	0	0	0	0	0	3	1
2/24	at UC San Diego*	4	2	2	2	0	0	1	0	0
2/24	at UC San Diego*	6	0	2	2	0	0	0	0	0
2/27	SEMO*	4	0	1	0	0	0	0	0	0
3/1	Northern Kentucky*	3	0	1	0	0	0	0	0	0
3/2	Northern Kentucky*	4	3	2	4	0	0	1	0	0
3/3	Northern Kentucky*	4	2	1	3	0	0	1	1	0
3/5	Lindenwood*	3	1	1	0	0	0	0	0	0
3/8	PFW*	3	2	1	1	0	1	0	1	0
3/9	PFW*	4	0	2	1	1	0	0	1	1
3/9	PFW*	4	2	3	0	1	0	0	0	0
3/10	PFW*	4	2	1	2	0	0	1	2	0
3/12	at Kansas*	4	0	1	0	0	0	0	1	0
3/15	at Arkansas*	2	0	1	0	0	0	0	1	0
3/16	at Arkansas*	4	0	0	0	0	0	0	0	0
3/17	at Arkansas*	4	0	0	0	0	0	0	0	0
3/19	vs Kansas*	4	2	2	1	0	1	1	1	0
3/22	Kentucky*	4	0	0	0	0	0	0	1	0
3/23	Kentucky*	4	1	1	0	0	1	0	0	0
4/5	Florida*	4	1	2	0	1	0	0	1	0
4/6	Florida*	3	1	0	0	0	0	0	1	0
4/7	Florida*	5	1	1	1	0	0	0	0	0
4/9	SIUE*	2	0	0	0	0	0	0	2	1
4/11	at Georgia*	2	0	0	0	0	0	0	0	0
4/13	at Georgia*	5	1	0	0	0	0	0	0	0
4/16	at Missouri State*	5	1	3	2	0	0	1	0	0
4/19	LSU*	3	0	0	0	0	0	0	0	0
4/20	LSU*	4	1	1	0	0	0	0	1	0
4/21	LSU*	4	0	0	1	0	0	0	0	0
4/25	at Tennessee*	4	0	1	0	0	0	0	0	0
4/26	at Tennessee*	4	0	1	0	0	0	0	0	0
4/27	at Tennessee*	4	0	2	1	1	0	0	0	0
4/30	Lindenwood*	4	1	2	1	0	0	0	0	0
5/3	South Carolina*	4	1	2	1	0	0	1	0	1

5/4	South Carolina*	4	1	2	2	0	1	0	0	0
5/5	South Carolina*	3	0	0	1	0	0	0	0	0
5/10	Auburn*	3	2	0	1	0	0	0	1	0
5/11	Auburn*	3	0	1	1	0	0	0	1	0
5/12	Auburn*	5	1	1	0	0	0	0	0	0
5/16	at Mississippi St*	4	1	1	1	0	0	1	0	0
5/17	at Mississippi St*	3	0	1	0	0	0	0	0	0
5/18	at Mississippi St*	5	1	1	2	0	0	1	0	0
Totals		174	35	50	6	4	10	35	20	5

2023

Date	Opponent	AB	R	H	RBI	2B	3B	HR	BB	SB
2/23	at FIU	0	0	0	0	0	0	0	0	0
2/25	at FIU	1	0	1	1	0	0	0	0	0
2/28	Lindenwood	2	0	0	0	0	0	0	0	0
3/5	Texas Southern*	5	1	3	4	1	0	1	1	0
3/7	Western Illinois*	2	0	1	2	1	0	0	2	0
3/10	NJIT*	2	0	0	0	0	0	0	1	0
3/15	Lamar*	3	0	0	0	0	0	0	0	0
3/25	at South Carolina*	3	0	0	0	0	0	0	1	0
3/28	vs Illinois*	5	0	1	0	0	0	0	0	0
3/29	at Lindenwood*	4	1	1	0	0	1	0	1	0
4/1	at Kentucky*	2	0	0	0	0	0	0	1	0
4/2	at Kentucky*	5	0	0	0	0	0	0	0	0
4/6	Vanderbilt	2	1	1	1	0	0	0	0	0
4/13	at Texas A&M	1	0	0	0	0	0	0	0	0
4/14	at Texas A&M	1	0	0	0	0	0	0	0	0
4/26	at SIUE*	3	1	1	0	0	0	0	0	1
4/30	at Florida*	3	0	1	0	0	0	0	0	0
5/2	Kansas	1	0	0	0	0	0	0	0	0
5/23	vs Auburn	1	0	0	0	0	0	0	0	0
Totals		46	4	10	8	2	1	1	7	1

CAREER STATS

YEAR	AVG	GP-GS	AB	R	H	2B	3B	HR	RBI	BB	SB
2023	.217	19-11	46	4	10	2	1	1	8	7	1
2024	.287	48-46	174	35	50	6	4	10	35	20	5
2025	.185	7-7	27	3	5	1	0	1	6	0	1
Totals	.268	72-64	247	42	65	9	5	12	49	27	7



19 KEEGAN KNUTSON

INF • JR. • R/R • JANESVILLE, WIS.

CAREER HIGHS

Hits: N/A

Doubles: N/A

Triples: N/A

Home Runs: N/A

RBI: N/A

Runs Scored: N/A

Walks: N/A

Stolen Bases: N/A

2025

Date	Opponent	AB	R	H	RBI	2B	3B	HR	BB	SB
2/21	vs Florida A&M	1	0	0	0	0	0	0	0	0
Totals		1	0	0	0	0	0	0	0	0

CAREER STATS

YEAR	AVG	GP-GS	AB	R	H	2B	3B	HR	RBI	BB	SB
2025	.000	1-0	1	0	0	0	0	0	0	0	0
Totals	.000	1-0	1	0	0	0	0	0	0	0	0



20 TREY LAWRENCE

INF/RHP • FR. • R/R • PALMETTO, FLA.

CAREER HIGHS

Hits: 2, vs. Florida A&M [2/21/25]

Doubles: N/A

Triples: N/A

Home Runs: N/A

RBI: 1, vs. Alabama State [2/22/25]

Runs Scored: 1, vs. UConn [2/15/25]

Walks: 1, vs. UConn [2/15/25]

Stolen Bases: 1, vs. UConn [2/15/25]

2025

Date	Opponent	AB	R	H	RBI	2B	3B	HR	BB	SB
2/15	vs UConn*	4	1	0	0	0	0	0	1	1
2/16	vs Stetson*	4	0	1	0	0	0	0	0	0
2/20	at UCF*	3	0	0	0	0	0	0	0	0
2/21	vs Florida A&M*	5	0	2	0	0	0	0	0	0
2/22	vs Alabama State*	3	0	1	1	0	0	0	0	0
2/23	vs Southern*	3	0	1	0	0	0	0	0	0
Totals		22	1	5	1	0	0	0	1	1

CAREER STATS

YEAR	AVG	GP-GS	AB	R	H	2B	3B	HR	RBI	BB	SB
2025	.227	6-6	22	1	5	0	0	0	1	1	1
Totals	.227	6-6	22	1	5	0	0	0	1	1	1



21 SAM HORN

RHP • SO. • R/R • LAWRENCEVILLE, GA.

CAREER HIGHS

Innings: 2.0, at Vanderbilt [4/29/22]

Hits: 2 (3x), last vs. Missouri State [4/23/24]

Runs: 5, vs. Northern Kentucky [3/2/24]


Earned Runs: 4, vs. Washington State [3/4/22]

Walks: 4, vs. Northern Kentucky [3/2/24]

Strikeouts: 2, at Rice [3/22/22]

2023

Date	Opponent	Dec.	Score	IP	H	R	ER	BB	K
2/19	vs TCU	-	9-8	3.0	2	0	0	2	3
2/25	at FIU	W	10-4	1.1	1	0	0	1	3
Totals		1-0	-	4.1	3	0	0	3	6



23 IAN LOHSE

LHP • GR. • L/L • ST. LOUIS, MO.

CAREER HIGHS

Innings: 4.0, [2x], last vs. Penn State [2/14/25]**Hits:** 5, vs. PFW [3/8/24]**Runs:** 4 [2x], last vs. Florida [4/7/24]**Earned Runs:** 4 [2x], last vs. Florida [4/7/24]**Walks:** 4, vs. Texas [2/18/23]**Strikeouts:** 8, vs. Penn State [2/14/25]

2025

Date	Opponent	Dec.	Score	IP	H	R	ER	BB	K
2/14	vs Penn State*	L	0-10	4.0	3	2	1	1	8
2/22	vs Alabama State*	L	2-10	5.0	6	3	3	1	6
Totals			0-2	-	9.0	9	5	4	2 14

2024

Date	Opponent	Dec.	Score	IP	H	R	ER	BB	K
2/16	at Cal Poly	-	2-3	3.0	2	0	0	0	1
2/24	at UC San Diego	-	4-8	2.1	1	3	3	2	3
3/3	Northern Kentucky	-	15-16	1.0	1	1	1	1	2
3/8	PFW	L	7-9	2.0	5	4	4	1	2
3/12	at Kansas*	-	5-4	1.0	1	0	0	0	2
3/17	at Arkansas	-	1-9	1.0	2	3	0	1	1
3/19	vs Kansas	-	3-4	2.0	1	0	0	0	1
3/24	Kentucky	L	6-7	1.0	3	3	2	0	0
4/3	UT Martin	-	15-9	2.0	1	0	0	0	3
4/7	Florida	-	11-10	2.1	3	4	4	1	3
4/9	SIUE	-	4-5	1.0	2	0	0	0	1
4/16	at Missouri State	S	6-2	1.2	1	0	0	0	2
4/21	LSU*	-	2-6	3.0	1	0	0	1	2
4/26	at Tennessee	-	2-3	1.0	0	0	0	0	1
5/11	Auburn*	L	2-12	2.2	3	1	1	2	4
5/16	at Mississippi St*	L	3-4	3.0	2	2	2	2	3
Totals			0-4	-	29.1	30	21	17	11 31

2023

Date	Opponent	Dec.	Score	IP	H	R	ER	BB	K
2/18	vs Texas*	-	6-5	3.2	2	3	2	4	4
2/24	at FIU*	-	5-2	2.1	1	0	0	0	2
3/10	NJIT*	L	1-2	2.0	2	2	2	1	0
3/15	Lamar*	-	10-8	2.0	1	0	0	2	2
3/19	Tennessee*	-	7-4	2.0	2	0	0	3	4
3/25	at South Carolina*	L	1-8	0.1	2	2	2	1	0
Totals			0-2	-	12.1	10	7	6	11 12

2022

Date	Opponent	Dec.	Score	IP	H	R	ER	BB	K
3/6	Tarleton State	-	11-6	1.0	0	0	0	1	2
3/9	Gonzaga	L	5-10	0.2	1	3	3	2	1
3/13	at Arizona State	S	6-4	1.0	0	0	0	2	1
3/20	at Vanderbilt	-	4-7	1.0	0	0	0	0	1
3/26	Arkansas	W	7-5	2.1	1	0	0	1	4
4/2	South Carolina	-	8-7	0.2	1	2	2	3	0
4/6	Kansas	-	14-6	0.2	1	1	1	0	1
4/8	at Tennessee	-	3-8	0.1	0	0	0	1	0
4/10	at Tennessee	-	3-4	0.0	0	0	0	1	0
4/16	Kentucky	-	10-6	1.1	0	0	0	0	2
4/19	Missouri State	S	6-5	0.1	0	0	0	0	1
4/22	at LSU	-	3-4	3.0	0	0	0	0	2
4/26	at Missouri St	L	2-3	0.2	3	3	3	1	2
5/1	Mississippi St	W	7-6	2.2	1	0	0	1	6
5/6	at Ole Miss	-	5-7	1.2	2	0	0	1	2
5/14	Florida	S	5-3	3.0	2	0	0	1	2
5/21	at Georgia	-	10-11	3.1	2	2	1	2	4
Totals			2-2	-	23.2	14	11	10	17 31

2021

Date	Opponent	Dec.	Score	IP	H	R	ER	BB	K
2/21	at Grand Canyon	-	3-10	2.1	3	2	2	1	3
2/27	Omaha	S	10-1	4.0	1	1	1	2	6
3/4	vs Dallas Baptist	L	2-3	2.1	3	3	3	1	3
3/10	at Saint Louis	W	2-1	3.1	0	0	0	3	7
3/14	at Illinois State	S	12-7	3.0	1	1	0	3	2
3/20	at Kentucky	L	4-5	2.0	1	2	1	2	3
3/27	Vanderbilt	-	1-3	3.0	2	1	1	0	4
3/30	at Kansas	-	9-10	1.1	0	0	0	0	2
4/2	Texas A&M	-	8-2	0.2	1	0	0	0	1
Totals			1-2	-	22.0	12	10	8	12 31

CAREER STATS

YEAR	ERA	W-L	G	IP	H	R	ER	BB	K	SV	BAA
2021	3.27	1-2	9	22.0	12	10	8	12	31	2	.160
2022	3.80	2-2	17	23.2	14	11	10	17	31	3	.171
2023	4.38	0-2	6	12.1	10	7	6	11	12	0	.222
2024	5.22	0-4	15	29.1	30	21	17	11	31	1	.259
2025	4.00	0-2	2	9.0	9	5	4	4	14	0	.243
Totals	4.20	3-12	50	96.1	75	54	45	53	119	6	.211



24 TREY CALLAWAY

UTIL • FR. • S/R • ATLANTA, GA.

CAREER HIGHS

Hits: 1, vs. Southern [2/23/25]**Doubles:** 1, vs. Southern [2/23/25]**Triples:** N/A**Home Runs:** N/A**RBI:** 3, vs. Southern [2/23/25]**Runs Scored:** 1, vs. Southern [2/23/25]**Walks:** N/A**Stolen Bases:** N/A

2025

Date	Opponent	AB	R	H	RBI	2B	3B	HR	BB	SB
2/23	vs Southern	1	1	1	3	1	0	0	0	0
Totals		1	1	1	3	1	0	0	0	0

CAREER STATS

YEAR	AVG	GP-GS	AB	R	H	2B	3B	HR	RBI	BB	SB
2025	1.000	1-0	1	1	1	1	0	0	3	0	0
Totals	1.000	1-0	1	1	1	1	0	0	3	0	0



25 BROCK LUCAS

RHP • JR. • R/R • ST. ELIZABETH, MO.

CAREER HIGHS

Innings: 5.0, vs. Florida A&M [2/21/25]**Hits:** 8, vs. Penn State [2/14/25]**Runs:** 8, vs. Penn State [2/14/25]**Earned Runs:** 6, vs. Penn State [2/14/25]**Walks:** 6, at Georgia [4/12/24]**Strikeouts:** 7, at Lindenwood [3/29/23]

2024

Date	Opponent	Dec.	Score	IP	H	R	ER	BB	K
2/14	vs Penn State	-	0-10	2.2	8	8	6	2	0
2/21	vs Florida A&M	-	6-5	5.0	7	5	3	2	8
Totals			0-0	-	7.2	15	13	9	4 8

2024


Date	Opponent	Dec.	Score	IP	H	R	ER	BB	K
2/16	at Cal Poly	S	12-8	1.2	1	0	0	0	1
2/21	vs CSU Bakersfield	W	6-3	4.1	3	0	0	1	4
3/3	Northern Kentucky	-	15-16	1.2	3	3	3	3	1
3/12	at Kansas	W	5-4	2.0	3	1	1	1	1
3/17	at Arkansas	-	1-9	1.0	1	0	0	1	0
3/19	vs Kansas	-	3-4	4.1	0	0	0	2	5
3/24	Kentucky	-	6-7	4.0	1	0	0	2	0
4/2	UT Martin	W	13-3	2.0	0	0	0	0	3
4/6	Florida	W	4-3	2.0	3	2	2	2	3
4/12	at Georgia	-	6-5	2.2	3	1	1	6	1
4/16	at Missouri State	-	6-2	1.0	0	0	0	0	0
4/21	LSU	-	2-6	3.0	4	3	2	1	1
4/26	at Tennessee	-	2-3	2.2	1	1	1	0	2
5/4	South Carolina	-	8-3	2.0	1	0	0	1	2
5/5	South Carolina	-	4-9	1.2	3	2	2	1	2
5/10	Auburn	-	12-11	1.0	3	3	2	0	1
5/12	Auburn	-	7-9	1.0	2	2	2	2	1
5/18	at Mississippi St	S	4-3	1.2	0	0	0	0	4
Totals			4-0	-	39.2	32	18	16	23 32

2023

Date	Opponent	Dec.	Score	IP	H	R	ER	BB	K
2/28	Lindenwood	-	17-2	0.1	3	2	2	1	1
3/4	Texas Southern	-	8-0	1.0	0	0	0	1	1
3/7	Western Illinois	-	6-0	1.0	0	0	0	0	2
3/25	at South Carolina	-	1-8	3.1	5	3	3	0	3
3/29	at Lindenwood	W	7-5	4.1	2	1	1	3	7
4/6	Vanderbilt	-	6-7	1.2	2	1	1	1	1
4/11	at Missouri State*	W	10-1	3.0	1	0	0	0	2
4/14	at Texas A&M	-	1-13	0.1	2	3	3	2	0
4/18	Missouri State	-	7-6	2.2	2	1	1	0	3
4/26	at SIUE	W	8-3	2.0	2	0	0	0	1
4/29	at Florida	-	7-11	0.2	2	2	2	0	0
5/2	Kansas	W	9-7	1.1	2	0	0	2	1
5/4	Ole Miss	-	11-9	1.1	3	2	2	1	0
5/12	Georgia	-	13-3	0.1	2	1	1	0	1
5/14	Georgia	-	5-4	1.0	0	0	0	0	0
5/19	at Auburn	-	0-4	0.2	0	0	0	1	0
5/20	at Auburn	-	7-9	2.0	1	0	0	0	0
5/23	vs Auburn	L	4-10	0.1	2	3	3	1	0
Totals			3-1	-	27.1	31	19	19	13 23

CAREER STATS

YEAR	ERA	W-L	G	IP	H	R	ER	BB	K	SV	BAA
2023	6.26	3-1	18	27.1	31	19	19	13	23	0	.282
2024	3.63	4-0	18	39.2	32	18	16	23	32	2	.215
2025	10.57	0-0	2	7.2	15	13	9	4	8	0	.385
Totals	5.30	7-1	38	74.2	78	50	44	40	63	2	.262



26 VICTOR CHRISTAL

RHP • FR. • R/R • RAYTOWN, MO.

CAREER HIGHS

Innings: 1.2, vs. Alabama State [2/22/25]**Hits:** 3, at UCF [2/20/25]**Runs:** 4, at UCF [2/20/25]**Earned Runs:** 4, at UCF [2/20/25]**Walks:** 3, at UCF [2/20/25]**Strikeouts:** 1, vs. UConn [2/15/25]

2025

Date	Opponent	Dec.	Score	IP	H	R	ER	BB	K
2/22	vs Alabama State	-	2-10	1.2	6	5	5	1	2
Totals			0-0	-	1.2	6	5	5	1 2

CAREER STATS

YEAR	ERA	W-L	G	IP	H	R	ER	BB	K	SV	BAA
2025	27.00	0-0	1	1.2	6	5	5	1	2	0	.545
Totals	27.00	0-0	1	1.2	6	5	5	1	2	0	.545



29 JAMES VAUGHN

RHP • GR. • R/R • NEW YORK, N.Y.

CAREER HIGHS

Innings: 3.0 (2x), last vs. Princeton (5/4/24)**Hits:** 7, at UNC Wilmington (3/4/23)**Runs:** 5, at UNC Wilmington (3/4/23)**Earned Runs:** 5, at UNC Wilmington (3/4/23)**Walks:** 4 (2x), last vs. Fairleigh Dickinson (4/30/24)**Strikeouts:** 6, vs. Princeton (5/4/24)

2025

Date	Opponent	Dec.	Score	IP	H	R	ER	BB	K
2/16	vs Stetson	-	7-9	1.1	4	3	2	0	3
2/21	vs Florida A&M	-	6-5	1.0	0	0	0	1	2
2/23	vs Southern	-	15-3	1.0	0	0	0	0	2
Totals		0-0	-	3.1	4	3	2	1	7

2024 (at Columbia)

Date	Opponent	Dec.	Score	IP	H	R	ER	BB	K
2/24	at Florida	-	3-7	2.0	2	0	0	2	1
3/3	Marist	-	9-7	0.2	2	1	0	1	0
3/10	at Fresno State	-	4-15	2.1	3	2	2	2	0
3/16	at ECU	-	0-8	1.0	2	2	2	0	1
3/17	at ECU	-	6-8	1.0	2	1	1	0	2
3/19	Hofstra	-	12-8	1.0	2	2	2	2	2
3/22	Harvard	-	5-8	0.2	3	3	3	1	0
3/26	Manhattan	S	10-7	2.0	1	0	0	1	3
3/31	Penn	W	9-7	2.2	4	2	2	1	3
4/7	at Dartmouth	-	19-13	2.0	4	2	2	1	1
4/10	Fordham	-	14-2	1.0	3	2	2	0	2
4/14	Yale	-	10-13	1.1	0	1	1	4	2
4/16	St. John's	S	11-9	2.0	3	1	1	0	2
4/20	at Brown	-	15-4	2.0	0	0	0	1	2
4/28	at Cornell	-	13-0	1.0	0	0	0	0	3
4/30	FDU	-	9-8	0.0	0	4	4	4	0
5/4	Princeton	S	9-1	3.0	2	1	1	2	6
5/17	vs Penn	-	4-8	0.0	1	1	1	0	0
5/18	vs Princeton	-	6-16	3.2	2	0	0	1	6
Totals		1-0	-	29.1	36	25	24	23	36

2023 (at Columbia)

Date	Opponent	Dec.	Score	IP	H	R	ER	BB	K
2/26	at Virginia	L	1-9	0.0	1	4	0	1	0
3/4	at UNCW	L	9-15	1.2	7	5	5	0	4
3/14	at Troy	W	9-7	3.0	1	0	0	1	3
3/19	at Tulane	-	3-6	2.0	0	2	1	2	3
3/22	Manhattan	-	11-4	1.0	2	1	1	0	2
3/26	Brown	-	6-14	0.0	1	3	1	3	0
4/4	UConn	W	19-14	1.0	1	1	1	2	0
4/12	at Fordham	-	16-9	1.0	0	0	0	0	2
4/16	at Princeton	-	5-7	1.0	1	1	0	1	1
4/19	at Marist	-	22-4	1.0	2	1	1	2	1
5/14	at Penn	-	4-10	1.0	1	1	1	1	1
Totals		2-2	-	12.2	17	19	11	13	17

CAREER STATS

YEAR	ERA	W-L	G	IP	H	R	ER	BB	K	SV	BAA
2023*	7.82	2-2	11	12.2	17	19	11	13	17	0	.321
2024*	7.36	1-0	19	29.1	36	25	24	23	36	3	.313
2025	5.40	0-0	3	3.1	4	3	2	1	7	0	.250
Totals	7.38	3-2	33	45.1	57	47	37	37	60	3	.317

* at Columbia University



30 WIL LIBBERT

LHP • R-FR. • L/L • ST. THOMAS, MD.

CAREER HIGHS

Innings: 3.0, at UCF (2/20/25)**Hits:** 3, at UCF (2/20/25)**Runs:** 4, at UCF (2/20/25)**Earned Runs:** 4, at UCF (2/20/25)**Walks:** 3, at UCF (2/20/25)**Strikeouts:** 1, vs. UConn (2/15/25)

2025

Date	Opponent	Dec.	Score	IP	H	R	ER	BB	K
2/15	vs UConn	-	11-7	1.0	0	0	0	0	1
2/20	at UCF*	L	1-7	3.0	3	4	4	3	0
Totals		0-1	-	4.0	3	4	4	3	1

CAREER STATS

YEAR	ERA	W-L	G	IP	H	R	ER	BB	K	SV	BAA
2025	9.00	0-1	2	4.0	3	4	4	3	1	0	.214
Totals	9.00	0-1	2	4.0	3	4	4	3	1	0	.214



32 KADEN JACOBI

RHP • SR. • R/R • O'FALLON, MO.

CAREER HIGHS

Innings: 3.2, vs. UConn (2/15/25)**Hits:** 7, vs. UConn (2/15/25)**Runs:** 5, vs. UConn (2/15/25)**Earned Runs:** 5, vs. UConn (2/15/25)**Walks:** 2 (2x), last vs. Lindenwood (4/30/24)**Strikeouts:** 4 (2x), last vs. UConn (2/15/25)

2025

Date	Opponent	Dec.	Score	IP	H	R	ER	BB	K
2/15	vs UConn	W	11-7	3.2	7	5	5	1	4
2/21	vs Florida A&M	W	6-5	2.0	1	0	0	1	2
Totals		2-0	-	5.2	8	5	5	2	6

2024

Date	Opponent	Dec.	Score	IP	H	R	ER	BB	K
2/23	at San Diego State	-	3-10	0.2	5	4	4	0	2
2/27	SEMO	-	3-8	1.0	3	0	0	0	1
3/10	PFW	-	20-2	1.0	0	0	0	0	1
4/11	at Georgia	-	10-15	1.0	0	0	0	0	1
4/13	at Georgia	-	7-10	2.2	0	1	1	2	2
4/19	LSU	-	1-12	1.1	4	3	3	0	0
4/25	at Tennessee	-	1-10	2.1	2	1	1	0	4
4/30	Lindenwood	W	13-1	3.0	3	1	1	2	3
5/11	Auburn	-	2-12	2.0	4	2	2	0	1
5/26	at Mississippi St	-	3-4	3.0	3	2	2	1	1
Totals		1-0	-	18.0	24	14	14	5	16

CAREER STATS

YEAR	ERA	W-L	G	IP	H	R	ER	BB	K	SV	BAA
2024	7.00	1-0	10	18.0	24	14	14	5	16	0	.316
2025	7.94	2-0	2	5.2	8	5	5	2	6	0	.320
Totals	7.23	3-0	12	23.2	32	19	19	7	22	0	.317



35 DANIEL WISSLER

LHP • JR. • L/L • O'FALLON, MO.

CAREER HIGHS

Innings: 5.0 (2x), last vs. SIUE (4/9/24)**Hits:** 6, vs. SIUE (4/9/24)**Runs:** 5 (2x), last at Texas A&M (4/13/23)**Earned Runs:** 5, vs. Lamar (3/15/23)**Walks:** 4, at South Carolina (3/25/23)**Strikeouts:** 6, vs. UT Martin (4/2/24)

2025

Date	Opponent	Dec.	Score	IP	H	R	ER	BB	K
2/15	vs. UConn*	-	11-7	3.0	3	2	2	0	3
Totals		0-0	-	3.0	3	2	2	0	3

2024

Date	Opponent	Dec.	Score	IP	H	R	ER	BB	K
2/17	at Cal Poly	W	12-8	3.1	5	2	2	1	3
2/24	at UC San Diego	-	5-4	1.0	1	0	0	0	1
2/27	SEMO	L	3-8	2.0	2	1	1	0	3
3/2	Northern Kentucky	-	28-10	1.0	3	3	3	0	0
3/5	Lindenwood*	W	5-4	5.0	3	1	1	1	5
3/12	at Kansas*	-	5-4	4.0	3	2	2	2	2
3/24	Kentucky*	-	6-7	2.0	3	3	0	0	1
3/29	at Vanderbilt	-	0-4	2.0	1	0	0	0	3
4/2	UT Martin*	-	13-3	4.0	4	3	3	2	6
4/9	SIUE*	-	4-5	5.0	6	3	3	1	4
4/13	at Georgia	-	7-10	0.1	1	0	0	0	1
4/16	at Missouri State*	-	6-2	4.1	5	1	1	0	4
4/23	Missouri State	W	10-6	3.0	3	2	2	0	4
Totals		3-1	-	37.0	40	21	18	7	37

2023

Date	Opponent	Dec.	Score	IP	H	R	ER	BB	K
2/18	vs. TCU	-	6-5	1.1	0	0	0	2	0
2/24	at FIU	-	5-2	0.2	2	2	2	1	2
2/26	at FIU	W	9-5	1.1	1	2	2	1	0
2/28	Lindenwood	-	17-2	0.2	0	0	0	0	1
3/5	Texas Southern	-	15-7	2.0	1	0	0	0	4
3/15	Lamar	-	10-8	1.0	4	5	5	1	0
3/22	vs Kansas	W	8-3	1.2	0	0	0	1	2
3/25	at South Carolina	-	4-5	3.0	2	2	2	4	4
3/29	at Lindenwood	S	7-5	1.1	1	0	0	0	1
3/31	at Kentucky	-	2-12	1.0	0	0	0	0	0
4/1	at Kentucky	-	0-10	3.0	1	1	1	3	2
4/6	Vanderbilt	-	6-7	1.1	4	3	2	0	1
4/11	at Missouri State	-	10-1	0.2	1	1	1	0	2
4/13	at Texas A&M	-	5-13	0.1	4	5	4	1	1
4/22	Alabama	-	4-10	0.2	2	1	1	2	1
4/29	at Florida	-	7-11	0.1	0	0	0	0	0
5/5	Ole Miss	-	13-3	0.1	0	0	0	0	0
5/6	Ole Miss	-	14-20	0.0	2	1	1	1	0
5/12	Georgia	-	13-3	0.0	1	0	0	0	0
5/19	at Auburn	-	2-7	1.1	0	0	0	1	0
Totals		2-0	-	22.0	26	23	21	18	21

CAREER STATS

YEAR	ERA	W-L	APP	IP	H	R	ER	BB	K	SV	AVG
2023	8.59	2-0	20	22.0	26	23	21	18	21	1	.292
2024	4.24	2-1	12	34.0	37	19	16	7	33	0	.272
2025	6.00	0-0	1	3.0	3	2	2	0	3	0	.273
Totals	5.95	4-1	33	59.0	66	44	39	25	57	1	.278



37 ADEN MALPASS

OF • FR. • L/L • HOOVER, ALA.

CAREER HIGHS

Hits: 1, vs. Southern (2/23/25)**Doubles:** 1, vs. Southern (2/23/25)**Triples:** N/A**Home Runs:** N/A**RBI:** 3, vs. Southern (2/23/25)**Runs Scored:** 1, vs. Southern (2/23/25)**Walks:** N/A**Stolen B**



38 BLAKE SIMPSON

INF • JR. • L/R • TORONTO, ONTARIO

CAREER HIGHS

Hits: 2, vs. Stetson [2/16/25]

Doubles: N/A

Triples: N/A

Home Runs: 1, vs. Stetson [2/16/25]

RBI: 1, vs. Stetson [2/16/25]

Runs Scored: 1, vs. Stetson [2/16/25]

Walks: N/A

Stolen Bases: N/A

2025

Date	Opponent	AB	R	H	RBI	2B	3B	HR	BB	SB
2/14	vs Penn State*	3	0	1	0	0	0	0	0	0
2/16	vs Stetson*	5	1	2	1	0	0	1	0	0
2/21	vs Florida A&M*	4	0	1	0	0	0	0	0	0
Totals		12	1	4	1	0	0	1	0	0

CAREER STATS

YEAR	AVG	GP-GS	AB	R	H	2B	3B	HR	RBI	BB	SB
2025	.333	3-3	12	1	4	0	0	1	1	0	0
Totals	.333	3-3	12	1	4	0	0	1	1	0	0



40 BRADY KEHLENBRINK

LHP • FR. • R/L • BALLWIN, MD.

CAREER HIGHS

Innings: 1.0, vs. Stetson [2/16/25]

Hits: 3, vs. Stetson [2/16/25]

Runs: 2, vs. Stetson [2/16/25]

Earned Runs: 2, vs. Stetson [2/16/25]

Walks: 0, vs. Stetson [2/16/25]

Strikeouts: 1, vs. Stetson [2/16/25]

2023

Date	Opponent	Dec.	Score	IP	H	R	ER	BB	K
2/16	vs Stetson	L	7-9	1.0	3	2	2	0	1
2/22	vs Alabama State	-	2-10	1.0	2	0	0	0	2
Totals		0-1	-	2.0	5	2	2	0	3

CAREER STATS

YEAR	ERA	W-L	G	IP	H	R	ER	BB	K	SV	BAA
2025	9.00	0-1	2	2.0	5	2	2	0	3	0	.417
Totals	9.00	0-1	2	2.0	5	2	2	0	3	0	.417



41 NIC SMITH

LHP • SO. • L/L • JAMESTOWN, TENN.

CAREER HIGHS

Innings: 5.2, at Texas A&M [4/13/23]

Hits: 8, vs. Western Illinois [3/7/23]

Runs: 4, at Lindenwood [3/29/23]

Earned Runs: 4, at Lindenwood [3/29/23]

Walks: 3, at Texas A&M [4/13/23]

Strikeouts: 2 [5x], last at Auburn [5/20/23]

2025

Date	Opponent	Dec.	Score	IP	H	R	ER	BB	K
2/15	vs UConn	-	11-7	0.1	0	0	0	0	0
2/20	at UCF	-	1-7	1.0	0	0	0	0	0
Totals		0-0	-	1.1	0	0	0	0	0

2024

Date	Opponent	Dec.	Score	IP	H	R	ER	BB	K
2/16	at Cal Poly	-	2-3	1.0	1	0	0	0	0
2/23	at San Diego State	-	3-10	0.1	0	0	0	0	1
2/24	at UC San Diego	-	5-4	1.1	3	1	1	2	1
2/27	SEMO	-	3-8	1.0	2	2	2	1	1
3/3	Northern Kentucky	-	15-16	0.2	0	0	0	1	0
3/9	PFW	L	7-9	0.1	1	2	2	2	0
3/17	at Arkansas	-	1-9	1.0	2	1	1	2	1
3/26	vs Illinois	-	3-11	1.0	2	2	2	1	0
Totals		0-0	-	6.2	11	8	8	9	4

2023

Date	Opponent	Dec.	Score	IP	H	R	ER	BB	K
2/28	Lindenwood*	W	17-2	3.0	1	0	0	1	0
3/7	Western Illinois	-	6-0	1.0	1	0	0	1	1
3/29	at Lindenwood*	-	7-5	3.1	8	4	4	1	1
4/1	at Kentucky	-	0-10	2.2	2	2	2	2	2
4/11	at Missouri State	-	10-1	1.0	0	0	0	0	1
4/13	at Texas A&M	-	5-13	5.2	3	3	0	3	1
4/22	Alabama	-	4-10	2.1	4	2	2	0	2
4/26	at SIUE	-	8-3	1.0	1	1	1	1	0
4/28	at Florida	-	1-11	1.0	2	1	1	1	0
5/2	Kansas*	-	9-7	1.0	3	3	3	1	2
5/4	Ole Miss	-	11-9	0.1	0	0	0	0	1
5/5	Ole Miss	-	13-3	2.2	7	2	2	0	2
5/13	Georgia	-	14-12	0.2	1	1	1	2	1
5/20	at Auburn	-	7-9	1.0	1	0	0	1	2
5/23	vs Auburn	-	4-10	0.2	0	0	0	1	1
Totals		1-0	-	27.1	34	19	16	15	17

CAREER STATS

YEAR	ERA	W-L	G	IP	H	R	ER	BB	K	SV	BAA
2023	5.27	1-0	15	27.1	34	19	16	15	17	0	.298
2024	10.80	0-1	8	6.2	11	8	8	9	4	0	.407
2025	0.00	0-0	2	1.1	0	0	0	0	0	0	.000
Totals	6.11	1-1	25	35.1	45	27	24	24	21	0	.310



44 XAVIER LOVETT

RHP • GR. • R/R • HOUSTON, TEXAS

CAREER HIGHS

Innings: 2.0, at Vanderbilt [4/29/22]

Hits: 2 (3x), last vs. Missouri State [4/23/24]

Runs: 5, vs. Northern Kentucky [3/2/24]

Earned Runs: 4 (2x), last vs. Florida [4/7/24]

Walks: 4, vs. Northern Kentucky [3/2/24]

Strikeouts: 2, at Rice [3/22/22]

2025

Date	Opponent	Dec.	Score	IP	H	R	ER	BB	K
2/15	vs UConn	-	11-7	1.0	1	0	0	0	1
2/21	vs Florida A&M	-	6-5	1.0	1	0	0	0	1
Totals		0-0	-	2.0	2	0	0	0	2

2024

Date	Opponent	Dec.	Score	IP	H	R	ER	BB	K
3/2	Northern Kentucky	-	28-10	0.2	1	5	1	4	1
4/23	Missouri State	-	10-6	1.0	2	3	3	1	0
4/30	Lindenwood	-	13-1	1.0	1	0	0	2	1
Totals		0-0	-	2.2	4	8	4	7	2

2022 (at Texas A&M)

Date	Opponent	Dec.	Score	IP	H	R	ER	BB	K
2/18	Fordham	-	13-1	1.0	0	0	0	0	1
3/4	vs Washington St	-	6-11	0.0	1	4	4	2	0
3/12	Santa Clara	-	5-16	1.0	1	1	1	0	1
3/22	at Rice	-	15-8	1.0	0	0	0	0	2
3/27	Auburn	-	9-13	0.1	0	1	1	1	0
4/3	at Alabama	-	4-9	0.2	1	1	1	2	1
4/29	at Vanderbilt	-	1-11	2.0	2	3	1	0	1
Totals		0-0	-	6.0	5	10	8	5	6

2021 (at Mississippi State)

Date	Opponent	Dec.	Score	IP	H	R	ER	BB	K
2/21	TCU	-	2-3	1.0	0	0	0	0	0
2/24	Jackson State	-	7-3	1.0	0	0	0	0	0
2/26	Tulane	-	3-7	0.1	2	3	2	1	0
3/9	Grambling State	-	10-0	1.0	0	0	0	0	1
3/16	Samford	-	10-2	0.2	1	1	1	0	0
3/24	North Alabama	-	18-1	0.0	0	0	0	1	0
Totals		0-0	-	4.0	3	4	3	2	1

CAREER STATS

YEAR	ERA	W-L	G	IP	H	R	ER	BB	K	SV	BAA
2021*	6.75	0-0	6	4.0	3	4	3	2	1	0	.188
2022*	12.00	0-0	7	6.0	5	10	8	5	6	0	.208
2024	13.50	0-0	3	2.2	4	8	4	7	2	0	.364
2025	0.00	0-0	2	2.0	2	0	0	0	2	0	.250
Totals	9.20	0-0	18	14.2	14	22	15	14	10	0	.236

* at Texas A&M

^ at Mississippi State



48 CAYDEN NICOLETTO

OF • SR. • L/L • PERTH, AUSTRALIA

CAREER HIGHS

Hits: N/A

Doubles: N/A

Triples: N/A

Home Runs: N/A

RBI: N/A

Runs Scored: N/A

Walks: 1, at UCF [2/20/2025]

Stolen Bases: N/A

2025

Date	Opponent	AB	R	H	RBI	2B	3B	HR	BB	SB
2/14	vs Penn State*	3	0	0	0	0	0	0	0	0
2/20	at UCF*	3	0	0	0	0	0	0	0	1
2/23	vs Southern*	4	2	3	1	1	0	0	1	1
Totals		10	2	3	1	1	0	0	2	1

CAREER STATS

YEAR	AVG	GP-GS	AB	R	H	2B	3B	HR	RBI	BB	SB
2025	.333	3-3	10	2	3	1	0	0	1	2	1
Totals	.333	3-3	10	2	3	1	0	0	1	2	1



49 TONY NEUBECK

LHP • JR. • L/L • HUGO, MINN.

CAREER HIGHS

Innings: 7.0, vs. Kentucky [4/15/22]

Hits: 10, vs. Mississippi State [4/29/22]

Runs: 7, vs. Mississippi State [4/29/22]

Earned Runs: 7, vs. Mississippi State [4/29/22]

Walks: 4, vs. South Carolina [4/2/22]

Strikeouts: 9, vs. Oklahoma State [2/17/23]

2023

Date	Opponent	Dec.	Score	IP	H	R	ER	BB
------	----------	------	-------	----	---	---	----	----



50 BEN SMITH

RHP • SO. • R/R • SPRINGFIELD, MO.

CAREER HIGHS

Innings: 2.0, vs. Illinois (3/26/24)
Hits: 3, vs. Southern (2/23/25)
Runs: 3, vs. Southern (2/23/25)
Earned Runs: 3, vs. Southern (2/23/25)
Walks: 2, vs. Illinois (3/26/24)
Strikeouts: 3, (2x) last at UCF (2/20/25)

2025

Date	Opponent	Dec.	Score	IP	H	R	ER	BB	K
2/14	vs Penn State	-	0-10	1.1	0	0	0	0	2
2/16	vs Stetson	-	7-9	0.2	0	0	0	0	1
2/20	at UCF	-	1-7	1.0	0	0	0	0	3
2/23	vs Southern	-	15-3	1.0	3	3	3	0	2
Totals		0-0	-	4.0	3	3	3	0	8

2024

Date	Opponent	Dec.	Score	IP	H	R	ER	BB	K
3/10	PFW	-	20-2	1.0	2	2	2	0	0
3/26	vs Illinois	-	3-11	2.0	0	0	0	2	3
Totals		0-0	-	3.0	2	2	2	2	3

CAREER STATS

YEAR	ERA	W-L	G	IP	H	R	ER	BB	K	SV	BAA
2024	6.00	0-0	2	3.0	2	2	2	2	3	0	.182
2025	6.75	0-0	2	4.0	3	3	3	0	8	0	.250
Totals	6.43	0-0	4	7.0	5	5	5	2	11	0	.222



54 JOSH MCDEVITT

RHP • SO. • R/R • EFFINGHAM, ILL.

CAREER HIGHS

Innings: 2.1, vs. Illinois (3/26/24)
Hits: 5, vs. Illinois (3/26/24)
Runs: 3, vs. Illinois (3/26/24)
Earned Runs: 3, vs. Illinois (3/26/24)
Walks: 2 (3x), last vs. Kansas (3/19/24)
Strikeouts: 4, vs. Lindenwood (3/5/24)

2024

Date	Opponent	Dec.	Score	IP	H	R	ER	BB	K
2/23	at San Diego State	-	3-10	1.0	1	0	0	1	3
2/27	SEMO	-	3-8	1.0	0	0	0	0	0
3/2	Northern Kentucky	-	28-10	1.0	2	0	0	0	1
3/5	Lindenwood	-	5-4	1.0	2	2	2	0	2
3/8	PFW	-	7-9	1.0	0	0	0	1	2
3/19	vs Kansas*	-	3-4	2.0	2	2	2	1	1
3/26	vs Illinois*	L	3-11	2.1	5	6	6	2	2
4/3	UT Martin*	-	15-9	2.0	4	5	4	3	2
Totals		0-1	-	11.1	16	15	14	8	13

CAREER STATS

YEAR	ERA	W-L	G	IP	H	R	ER	BB	K	SV	BAA
2024	11.12	0-1	8	11.1	16	15	14	8	13	0	.348
Totals	11.12	0-1	8	11.1	16	15	14	8	13	0	.348



58 SETH MCCARTNEY

RHP • JR. • R/R • BRANDON, MISS.

CAREER HIGHS

Innings: 1.1, vs. Alabama State (2/22/25)
Hits: 3, vs. Alabama State (2/22/25)
Runs: 2, vs. Alabama State (2/22/25)
Earned Runs: 2, vs. Alabama State (2/22/25)
Walks: 1, vs. Alabama State (2/22/25)
Strikeouts: 2, vs. Alabama State (2/22/25)

2025

Date	Opponent	Dec.	Score	IP	H	R	ER	BB	K
2/16	vs Stetson	-	7-9	1.0	0	0	0	0	0
2/22	vs Alabama State	-	2-10	1.1	3	2	2	1	2
Totals		0-0	-	2.1	3	2	2	1	2

CAREER STATS

YEAR	ERA	W-L	G	IP	H	R	ER	BB	K	SV	BAA
2025	7.71	0-0	2	2.1	3	2	2	1	2	0	.300
Totals	7.71	0-0	2	2.1	3	2	2	1	2	0	.300



88 MATEDO SERNA

C/INF • SO. • S/R • DORAL, FLA.

CAREER HIGHS

Hits: 3, vs. Southern (2/23/25)
Doubles: 1 (6x), last vs. Southern (2/23/25)
Triples: N/A
Home Runs: 1 (5x), last vs. UConn (2/15/25)
RBI: 5, vs. Missouri State (4/23/24)
Runs Scored: 2 (2x), last vs. Southern (2/23/25)
Walks: 2, at Missouri State (4/16/24)
Stolen Bases: 1, vs. Stetson (2/16/25)

2025

Date	Opponent	AB	R	H	RBI	2B	3B	HR	BB	SB
2/14	vs Penn State*	3	0	0	0	0	0	0	0	0
2/15	vs UConn*	4	1	2	3	0	0	1	1	0
2/16	vs Stetson*	4	1	2	1	1	0	0	0	1
2/20	at UCF*	4	0	1	0	0	0	0	0	0
2/21	vs Florida A&M*	3	0	0	0	0	0	0	0	2
2/22	vs Alabama State*	4	0	1	1	0	0	0	0	0
2/23	vs Southern*	5	2	3	1	1	0	0	0	0
Total		27	4	9	6	2	0	1	3	1

2024

Date	Opponent	AB	R	H	RBI	2B	3B	HR	BB	SB
2/17	at Cal Poly*	4	1	1	1	1	0	0	0	0
2/23	at San Diego State*	4	0	0	0	0	0	0	0	0
2/24	at UC San Diego*	3	1	1	0	1	0	0	1	0
3/1	Northern Kentucky*	4	0	0	0	0	0	0	0	0
3/3	Northern Kentucky	0	0	0	0	0	0	0	0	0
3/5	PFW*	4	0	1	1	0	0	0	0	0
3/9	PFW*	4	1	1	1	0	0	1	0	0
3/17	at Arkansas	3	0	1	0	0	0	0	0	0
3/19	vs Kansas*	4	0	0	0	0	0	0	0	0
3/26	vs Illinois*	4	1	1	0	0	0	0	0	0
4/3	UT Martin*	4	1	1	1	0	0	0	0	0
4/7	Florida	1	0	0	0	0	0	0	0	0
4/9	SIUE*	3	1	1	0	1	0	0	1	0
4/16	at Missouri State*	2	1	1	2	0	0	1	2	0
4/23	Missouri State*	4	1	2	5	0	0	1	0	0
4/25	at Tennessee*	4	0	2	0	1	0	0	0	0
4/26	at Tennessee*	3	0	1	0	0	0	0	0	0
4/27	at Tennessee*	3	0	0	0	0	0	0	1	0
4/30	Lindenwood*	5	1	2	0	0	0	0	0	0
5/3	South Carolina*	4	1	1	1	0	0	1	0	0
5/4	South Carolina*	4	2	1	1	0	0	0	1	0
5/5	South Carolina*	3	0	0	0	0	0	0	1	0
5/10	Auburn*	4	1	2	2	0	0	0	1	0
5/11	Auburn*	3	0	0	0	0	0	0	0	0
5/16	at Mississippi St*	4	0	1	0	0	0	0	0	0
5/17	at Mississippi St*	3	0	0	0	0	0	0	1	0
5/18	at Mississippi St*	4	0	1	1	0	0	0	0	0
Totals		96	13	23	19	4	0	4	9	0

CAREER STATS

YEAR	AVG	GP-GS	AB	R	H	2B	3B	HR	RBI	BB	SB
2024	.240	28-26	86	13	23	4	0	4	19	9	0
2025	.333	7-7	27	4	9	2	0	1	6	3	1
Totals	.260	35-33	123	17	32	6	0	5	25	12	1

THE LAST TIME

MIZZOU INDIVIDUAL HITTER

7+ at bats: 7, Zimmermann / Cornelius / Vierling at Texas A&M (March 30, 2019)
 8+ at bats: 8, John Marquardt vs. Kansas State (May 8, 1982)

5+ runs scored: 5, Brett Bond, vs. Eastern Michigan (Feb. 18, 2017)
 6+ runs scored: 6, Jacob Priday vs. Texas (April 11, 2008)

4+ hits: 4, Trevor Austin vs. Auburn (May 12, 2024)
 5+ hits: 5, Brett Bond at Iowa (May 1, 2018)
 6+ hits: 6, Jeff Terrell vs. Iowa State (May 5, 1995)

2+ doubles: 2, Trevor Austin vs. LSU (April 20, 2024)
 3+ doubles: 3, Luke Mann vs. Kansas (May 2, 2023)
 4+ doubles: 4, W.T. Hoover vs. Bradley (May 14, 1999)

2+ triples: 2, Hank Zeisler at Missouri State (April 11, 2023)
 3+ triples: 3, J.R. Warner vs. Notre Dame (Feb. 26, 1999)

2+ home runs: 2, Trevor Austin vs. Purdue Fort Wayne (March 9, 2024)
 3+ home runs: 3, Luke Mann at South Carolina (March 24, 2023)
 4+ home runs: Jacob Priday vs. Texas (April 11, 2008)

4+ straight games w/home run: Luke Mann (6), (May 2-13, 2023)
 7 straight games w/home run: Griffin Moore (7), (March 22-29, 1997)

Grand slam: **Mateo Serna vs. Missouri State (April 23, 2024)**
 Pinch-hit grand slam: Shea McGahan at Southern (Feb. 23, 2022)

5+ RBI: **5, Mateo Serna vs. Missouri State (April 23, 2024)**
 6+ RBI: 7, Jackson Beaman vs. Northern Kentucky (March 2, 2024)
 7+ RBI: 7, Jackson Beaman vs. Northern Kentucky (March 2, 2024)
 8+ RBI: 9, Brian Sharp vs. Northeastern (Feb. 24, 2018)
 9+ RBI: 9, Brian Sharp vs. Northeastern (Feb. 24, 2018)

3+ RBI in 3-straight games: Fox Leum vs. South Carolina/Kansas (April 2-6 2022)

2+ stolen bases: **2, Brock Daniels vs. UConn (Feb. 15, 2025)**
3+ stolen bases: **3, Brock Daniels vs. UT Martin (April 3, 2024)**
 4+ stolen base: 4, Conner Mach vs. La Moynie (March 12, 2011)
 Stole home: Jeric Curtis vs. UT Martin (April 2, 2024)
 Stole home (straight steal): Brandt Belk at Alabama (May 2, 2021)

Hit for cycle: Ross Lovich vs. Georgia (May 12, 2023)

Led off game with home run: Jackson Beaman vs. Illinois (March 26, 2024)
Pinch hit home run: **Brady Picarelli vs. Southern (Feb. 23, 2025)**
 Inside-the-park home run: Greg Folgias vs. Kansas (May 8, 2009)
 Walk-off home run: Dylan Leach vs. Georgia (May 13, 2023)

Walk-off hit (non home run): **Jeric Curtis vs. Florida (April 7, 2024)**
Walk-off sacrifice fly: **Brock Daniels vs. UT Martin (April 2, 2024)**
 Walk-off walk drawn: Chad McDaniel vs. Saint Louis (April 2, 2019)
 Walk-off error by opposition to allow winning run: vs. Chicago State (March 15, 2017)

Hit-by-pitch twice in an inning: Josh Day, 3rd vs. Kentucky (April 18, 2022)

MIZZOU INDIVIDUAL PITCHER

Tossed a 7-inning complete game: Chandler Murphy vs. NJIT (March 10, 2023)
 Tossed a 9-inning complete game: Michael Plassmeyer vs. Alabama (April 7, 2018)

Tossed a 7-inning complete game shutout: Max Scherzer vs. Oklahoma (May 26, 2006)
 Tossed a 9-inning complete game shutout: Michael Plassmeyer vs. Alabama (April 7, 2018)

Tossed a 1-hitter (team): Carter Rustad / Ryan Magdic / Jacob Peaden
 at Cal Poly (Feb. 16, 2024)
 Tossed a no-hitter (team): Bryce Montes De Oca / Giovanni Lopez / Nolan Gromacki
 vs. UMBC (March 2, 2018)
 Tossed a no-hitter (solo): Jim Maddock vs. Nebraska (May 3, 1981)

Tossed a perfect game: Never

Tossed an immaculate inning: **Tony Neubeck vs. Louisiana-Monroe (Feb. 25, 2022)**

Tallied 10-plus strikeouts: 10, Austin Marozas vs. South Carolina (April 3, 2022)
 Tallied 11-plus strikeouts: 12, Spencer Miles at Georgia (May 19, 2022)
 Tallied 12-plus strikeouts: 12, Spencer Miles at Georgia (May 19, 2022)
 Tallied 13-plus strikeouts: 13, Michael Plassmeyer vs. Northeastern (Feb. 24, 2018)
 Tallied 14-plus strikeouts: 14, Tanner Houck vs. Vanderbilt (March 26, 2016)
 Tallied 15-plus strikeouts: 15, Kyle Gibson vs. Oklahoma (April 3, 2009)
 Tallied 20-plus strikeouts: 20, Jack Stroud vs. Colorado (April 19, 1963)

BOLD denotes active player

MIZZOU TEAM OFFENSE PRODUCED

15+ runs scored: **15 vs. Southern (Feb. 23, 2025)**
 20+ runs scored: 20 vs. Purdue Fort Wayne (March 10, 2024)
 25+ runs scored: 28 vs. Northern Kentucky (March 3, 2024)
 30+ runs scored: 31, vs. Texas (April 11, 2008)

15+ hits: 15 vs. Florida (April 7, 2024)
 20+ hits: 21, vs. Southeast Missouri (May 1, 2019)
 25+ hits: 26, vs. Texas (April 11, 2008)

6+ doubles: 7, at Southern (Feb. 23, 2022)
 7+ doubles: 7, at Southern (Feb. 23, 2022)
 8+ doubles: 8, vs. Missouri State (April 24, 2018)
 9+ doubles: 10, vs. Rockhurst (March 28, 1997)
 10+ doubles: 10, vs. Rockhurst (March 28, 1997)

3+ triples: vs. Florida (April 21, 2013)
 4+ triples: vs. Chicago State (March 21, 2004)
 5+ triples: vs. Baylor (April 19, 2003)
 6+ triples: vs. Baylor (April 19, 2003)

4+ home runs: 4, vs. CSU Bakersfield (Feb. 22, 2024)
 5+ home runs: 5, vs. Georgia (May 13, 2023)
 6+ home runs: 6, vs. Ole Miss (May 6, 2023)
 7+ home runs: 7, vs. Texas (April 11, 2008)

10+ walks: 10, vs. Purdue Fort Wayne (March 9, 2024)
 15+ walks: 16, vs. SIUE (March 30, 2022)
 18 walks: 18, vs. North Dakota State (March 20, 2005)

4 hit by pitches: 4, vs. Lindenwood (April 30, 2024)
 5 hit by pitches: 5, at San Diego State (Feb. 23, 2024)
 6 hit by pitches: 6, at Missouri State (April 16, 2019)
 7+ hit by pitches: 7, vs. Northern Kentucky (March 2, 2024)

5+ stolen bases: **5, vs. UConn (Feb. 15, 2025)**
 6+ stolen bases: 6, at Nicholls (Feb. 19, 2022)
 7+ stolen bases: 7, vs. Arkansas State (March 12, 2019)
 8+ stolen bases: 10, vs. Arkansas State (March 21, 2018)

7 runs scored in an inning: 7, vs. Lindenwood (Feb. 28, 2023)
 8 runs scored in an inning: 8, vs. Purdue Fort Wayne (March 10, 2024)
 9 runs scored in an inning: 9, vs. Lindenwood (April 30, 2024)
10+ runs scored in an inning: **10, vs. Southern (Feb. 23, 2025)**

MIZZOU TEAM PITCHING PRODUCED

Shutout an opponent: 6-0, vs. Western Illinois (March 7, 2023)
 Shutout an SEC opponent: 11-0, vs. South Carolina (April 27, 2019)
 Back to back shutouts: at Tennessee (May 18-19, 2017)
10 strikeouts: **10, vs. Penn State (Feb. 14, 2025)**
 11 strikeouts: 11, at Tennessee (April 25, 2024)
12 strikeouts: **12, vs. Alabama State (Feb. 22, 2025)**
13 strikeouts: **13, vs. Florida A&M (Feb. 21, 2025)**
 14 strikeouts: 14, vs. Florida (April 7, 2024)
 15 strikeouts: 15, at South Carolina (March 24, 2023)
 16 strikeouts: 16, vs. NJIT (March 12, 2023)
 17+ strikeouts: 19, at ULM (Feb. 25, 2022)
 18+ strikeouts: 19, at ULM (Feb. 25, 2022)
 19+ strikeouts: 19, at ULM (Feb. 25, 2022)
 20+ strikeouts: 20, at Southern (Feb. 23, 2022)
 20, vs. Colorado (April 19, 1963)

MISCELLANEOUS

Played to a tie: 2-2, at Texas A&M (March 31, 2019)
 Had a rain delay: 0:35, vs. South Carolina (May 5, 2024)
 Had a rain-shortened game: 8 inn., vs. Southeast Missouri (Feb. 27, 2024)
 Had a game canceled: at Cal Poly (Feb. 18, 2024)
Had a game postponed: **vs. UCF (Feb. 19, 2025)**
 Had an extra-inning game: 10 inn., at Georgia (April 12, 2024)
 Defeated a ranked opponent: at No. 16 Mississippi State (May 18, 2024)

Tallied three-game series sweep: vs. Florida (April 5-7, 2024)
 Tallied three-game SEC series sweep: vs. Florida (April 5-7, 2024)
 Tallied four-game series sweep: vs. Iona (Feb. 13-14, 2015)
 Tallied doubleheader sweep: vs. Tennessee (March 19, 2023)
 Series win over top-5 team: vs. No. 4 Tennessee (March 17-19, 2023)
Tallied run-rule victory: **15-3, vs. Southern (Feb. 23, 2025)**
 Recorded a triple play: vs. Alabama A&M (Feb. 28, 2018)
 Turned 3+ double plays: 3 vs. Georgia (May 12, 2023)
 Turned 5+ double plays: 5 at Florida (April 26, 2014)

Hit multiple home runs in an inning: **2, 3rd inn. vs. Stetson (Feb. 16, 2025)**
 Hit 3+ home runs in an inning: vs. CSU Bakersfield (Feb. 22, 2024)
Back to back home runs: **Cameron Benson and Pierre Seals vs. Stetson (Feb. 16, 2025)**




CAMERON BENSON
INF/OF • L/R • Farmington Hills, Mich.



BROCK DANIELS
INF • L/R • St. Louis, Mo.



PEYTON BASLER
INF • S/R • Lansing, Kan.




JEDIER HERNANDEZ
C • R/R • Trenton, N.J.




PIERRE SEALS
OF • R/R • Memphis, Tenn.




KADEN PEER
OF • L/R • Chesterfield, Mo.



GEHRIG GOLDBECK
INF • L/R • Kansas City, Kan.



TYLER MACON
INF • R/R • Kirkwood, Mo.



BRADY PICARELLI
OF • L/R • Eureka, Mo.



ISAIAH FROST
OF • L/L • Lee's Summit, Mo.



CHRIS PATTERSON
INF • S/R • Frisco, Texas




JACKSON LOVICH
INF • R/R • Overland Park, Kan.




KEEGAN KNUITSON
INF • R/R • Janesville, Wis.



TREY LAWRENCE
INF/RHP • R/R • Palmetto, Fla.



SAM HORN
RHP • R/R • Lawrenceville, Ga.



KADDEN DREW
LHP • R/L • Scottsdale, Ariz.



IAN LOHSE
LHP • L/L • St. Louis, Mo.



TREY CALLAWAY
UTIL • S/R • Atlanta, Ga.



BROCK LUCAS
RHP • R/R • St. Elizabeth, Mo.



VICTOR CHRISTAL
RHP • R/R • Raytown, Mo.




PJ GREEN
OF/RHP • R/R • Tyrone, Ga.



JOSH KIRCHHOFF
RHP • L/R • Little Canada, Minn.



JAMES VAUGHN
RHP • R/R • New York, N.Y.



WIL LIBBERT
LHP • L/L • St. Thomas, Mo.




KADEN JACOBI
RHP • R/R • O'Fallon, Mo.



DANIEL WISSLER
LHP • L/L • O'Fallon, Mo.



ADEN MALPASS
OF • L/L • Hoover, Ala.




BLAKE SIMPSON
INF • L/R • Toronto, Ontario




BRADY KEHLENBRINK
LHP • L/R • Ballwin, Mo.



NIC SMITH
LHP • L/L • Jamestown, Tenn.



XAVIER LOVETT
RHP • R/R • Houston, Texas



CAYDEN NICOLETTO
OF • L/L • Perth, Australia



TONY NEUBECK
LHP • L/L • Hugo, Minn.



BEN SMITH
RHP • R/R • Springfield, Mo.



JAYLEN MERCHANT
RHP • R/R • Grayson, Ga.



JOSH MCDEVITT
RHP • R/R • Effingham, Ill.



SETH MCCARTNEY
RHP • R/R • Brandon, Miss.



MATED SERNA
C • S/R • Doral, Fla.



KERRICK JACKSON
Head Coach • 2nd Season



JABARI BROWN
Assistant Coach • 2nd Season



TIM JAMIESON
Assistant Coach • 2nd Season




BRYSON LEBLANC
Assistant Coach • 2nd Season



JOSE CARBALLO
Director of Recruiting/Operations • 2nd Season



ANTHONY HANSEN
Director of Player Personnel • 2nd Season



ISAIAH PAIGE
Director of Pitching Performance • 1st Season



HAMPTON HUDSON
Graduate Assistant • 1st Season