



# MIZZOU

## 2025-26 MEN'S BASKETBALL GAME NOTES

30 NCAA TOURNAMENT APPEARANCES • 23 CONFERENCE CHAMPIONSHIPS • 21 ALL-AMERICANS • 48 NBA DRAFT SELECTIONS

### 2025-26 SCHEDULE

#### October

Fri 25 KANSAS STATE (Exhb.) W, 100-91

#### November

Mon 3 at Howard (ESPN+) 6 p.m.  
 Fri 7 SOUTHEAST MISSOURI (SECN+) 7 p.m.  
 Sun 9 VMI (SECN) 3:30 p.m.  
 Wed 12 MINNESOTA (SECN+) 7 p.m.  
 Mon 17 PRAIRIE VIEW A&M (SECN+) 7 p.m.  
 Thu 20 SOUTH DAKOTA (SECN+) 7 p.m.  
 Tue 25 SOUTH CAROLINA STATE (SECN+) 7 p.m.  
 Fri 28 CLEVELAND STATE (SECN+) 1 p.m.

#### December

Tue 2 ^ at Notre Dame (ESPNU) 8 p.m.  
 Sun 7 # vs. Kansas (ESPN2) Noon  
 Thu 11 ALABAMA STATE (SECN+) 7 p.m.  
 Sun 14 BETHUNE-COOKMAN (SECN) 1 p.m.  
 Mon 22 % vs. Illinois (FS1) 7 p.m.

#### January

Sat 3 \* FLORIDA (SECN) 7:30 p.m.  
 Wed 7 \* at Kentucky (ESPN2) 6 p.m.  
 Sat 10 \* at Ole Miss (SECN) 5 p.m.  
 Wed 14 \* AUBURN (ESPN2/U) 6 p.m.  
 Sat 17 \* at LSU (SECN) 2:30 p.m.  
 Tue 20 \* GEORGIA (SECN) 8 p.m.  
 Sat 24 \* OKLAHOMA (ESPN/2) 1 p.m.  
 Tue 27 \* at Alabama (SECN) 8 p.m.  
 Sat 31 \* MISSISSIPPI STATE (SECN) 2:30 p.m.

#### February

Sat 7 \* at South Carolina (SECN) Noon  
 Wed 11 \* at Texas A&M (SECN) 8 p.m.  
 Sat 14 \* TEXAS (ESPN/2) 7:30 p.m.  
 Wed 18 \* VANDERBILT (SECN) 8 p.m.  
 Sat 21 \* at Arkansas (ESPN/2) 3/3:30 p.m.  
 Tue 24 \* TENNESSEE (SECN) 8 p.m.  
 Sat 28 \* at Mississippi State (SECN) Noon

#### March

Tue 3 \* at Oklahoma (ESPNU) 6 p.m.  
 Sat 7 \* ARKANSAS (ESPN/2/U) 11 a.m.

\* - Southeastern Conference Game  
 # - StorageMart Border Showdown (Kansas City, Mo.)  
 % - McBride Homes Braggins' Rights (St. Louis, Mo.)  
 ^ - ACC/SEC Challenge



### MIZZOU TIGERS

0-0, 0-0 SEC

Head Coach: Dennis Gates  
 Career Record: 105-86  
 Record vs. Howard: 1-0

AP Rank: RV  
 Coaches: RV  
 NET: n/a



### HOWARD BISON

0-0, 0-0 MEAC

Head Coach: Kenneth Blakeney  
 Career Record: 73-96  
 Record vs. Mizzou: 0-1

AP Rank: n/a  
 Coaches: n/a  
 NET: n/a

### MIZZOU AT HOWARD

Washington, D.C. • Burr Gymnasium  
 Monday, Nov. 3 • 6 p.m. CT

### TELEVISION

Station ..... ESPN+  
 Play-by-Play ..... Melissa Kim  
 Analyst ..... Lynnell Willingham

### RADIO

Station ..... Tiger Radio Network  
 Satellite ..... XM: 381 / SXM App: 971  
 Play-by-Play ..... Mike Kelly  
 Analyst ..... Chris Gervino

### SERIES HISTORY

Overall ..... Missouri, 1-0  
 at Howard ..... First Meeting  
 Under Dennis Gates ..... Missouri, 1-0  
 Last Meeting ..... Mizzou 77, Howard 62 (11/8/24)  
 Last 10 Games ..... Missouri, 1-0

### MEDIA INFORMATION

Basketball SID ..... Jason Veniskey  
 Office ..... (573) 882-7826  
 Cell ..... (585) 615-5316  
 E-mail ..... jveniskey@missouri.edu

The Missouri Strategic Communications staff is available to assist home and visiting media. Contact Jason Veniskey for credentials, releases, statistics or general basketball info and for assistance arranging interviews with players and/or coaches.

The Mizzou men's basketball team officially opens its 2025-26 season Monday night, playing on the road at Howard. Tipoff in Washington, D.C., is set for 6 p.m. CT on ESPN+.

### KEY MIZZOU NUMBERS

3

Mizzou is the only SEC team to return three starters this year in Mark Mitchell, Trent Pierce and Anthony Robinson II.

19.7

Missouri ranked second in the nation during the 2024-25 season by making 19.7 free throws per game.

22

The Tigers are aiming to win their opener on the road for the first time in 22 seasons.

79.8

With an average of 79.8 inches in height (almost 6-8), Mizzou has its tallest team in school history.

100

Missouri reached the century mark in its exhibition win over Kansas State, securing a 100-91 victory.

120

Mizzou is set to open its 120th season of play on Monday, owning an all-time mark of 96-23 record in openers.

### MISSOURI'S LAST GAME STARTERS



0 ROBINSON II Jr • G

9.0 PPG

3.5 APG

2.0 SPG

48.3 FG%




5 MACK Jr • G

9.6 PPG

2.1 RPG

1.7 APG

42.6 FG%



25 MITCHELL Sr • G/F

13.9 PPG

4.7 RPG

1.9 APG

50.5 FG%



14 PORTER Sr • F

12.5 PPG

7.2 RPG

1.9 APG

39.4 FG%



25 PHILLIPS JR. Sr • C

5.4 PPG

5.2 RPG

1.1 BPG

57.3 FG%

PHOTO ROSTER



**0** Anthony Robinson II  
Jr • G • 6-3 • 185  
Tallahassee, Fla.



**1** Aaron Rowe  
Fr • G • 6-2 • 155  
Columbia, Mo.



**5** T.O. Barrett  
So • G • 6-4 • 205  
Oklahoma City, Okla.



**6** Annor Boateng  
So • G • 6-6 • 220  
Little Rock, Ark.



**7** Trent Burns  
Fr • C • 7-5 • 260  
Cypress, Texas



**11** Trent Pierce  
Jr • G/F • 6-10 • 225  
Tulsa, Okla.



**12** Sebastian Mack  
Jr • G • 6-3 • 195  
Chicago, Ill.



**14** Jevon Porter  
Sr • F • 6-11 • 230  
Columbia, Mo.




**15** Shawn Phillips Jr.  
Jr • F • 6-6 • 225  
Parker, Colo.




**17** Jayden Stone  
Gr • G • 6-4 • 185  
Perth, Australia



**24** Nicholas Randall  
Fr • G/F • 6-9 • 240  
St. Louis, Mo.



**25** Mark Mitchell  
Sr • G/F • 6-9 • 230  
Kansas City, Kan.



**35** Jacob Crews  
Gr • G/F • 6-8 • 215  
Hilliard, Fla.



**45** Luke Northweather  
Jr • F • 6-11 • 235  
Jefferson City, Mo.

2025-26 MIZZOU TIGERS ROSTER

#	Name	Pos	Yr	Ht	Wt	Hometown/Last School
0	Anthony Robinson II	G	Jr.	6-3	285	Tallahassee, Fla. / Florida State University HS
1	Aaron Rowe	G	Fr.	6-2	155	Columbia, Mo. / Father Tolton HS
5	T.O. Barrett	G	So.	6-4	205	Oklahoma City, Okla. / Link Academy
6	Annor Boateng	G	So.	6-6	220	Little Rock, Ark. / Little Rock Central HS
7	Trent Burns	C	Fr.	7-5	260	Cypress, Texas / Good Vision Academy
11	Trent Pierce	G/F	Jr.	6-10	225	Tulsa, Okla. / AZ Compass Prep
12	Sebastian Mack	G	Jr.	6-3	195	Chicago, Ill. / UCLA
14	Jevon Porter	F	Sr.	6-11	230	Columbia, Mo. / Loyola Marymount
15	Shawn Phillips Jr.	C	Sr.	7-0	245	Dayton, Ohio. / Arizona State
17	Jayden Stone	G	Gr.	6-4	185	Perth, Australia / West Virginia
24	Nicholas Randall	G/F	Fr.	6-9	240	St. Louis, Mo. / AZ Compass Prep
25	Mark Mitchell	G/F	Sr.	6-9	230	Kansas City, Kan. / Duke
35	Jacob Crews	G/F	Gr.	6-8	215	Hilliard, Fla. / UT Martin
45	Luke Northweather	F	Jr.	6-11	235	Jefferson City, Mo. / Oklahoma

MIZZOU COACHING & SUPPORT STAFF



**Dennis Gates**


Whitten Family Head Coach  
California '01  
Overall Record: 105-86 (Seventh year)  
Record at Mizzou: 55-46 (Fourth year)



**Kyle Smithpeters**  
Assoc Head Coach



**Ryan Sharbaugh**  
Assistant Coach



**Matt Cline**  
Assistant Coach



**Steve Wright**  
Assistant Coach



**David "Dickey" Nutt**  
Assistant Coach

Support Staff

David Carter, Special Asst. to Head Coach

Tim Fuller, General Manager

Griffin McHone, Director of Operations

Sean Conaty, Dir. of Athletic Performance

Chris Perrin, Senior Athletic Trainer

Tim Reusche, Creative Director

PRONUNCIATION GUIDE

Name	Pronunciation
Annor Boateng	ON-err BOW-ah-tang

## BY THE NUMBERS

Mizzou	2024-25 Stats	Howard
83.6	<<< Scoring	77.5
48.2	<<< FG Pct	46.5
36.7	3FG Pct >>>	37.2
73.0	FT Pct >>>	73.9
31.0	<<< Rebounds	30.6
13.7	Assists >>>	15.8
10.5	<<< Turnovers	14.0
73.6	<<< Scoring Def.	79.3
44.6	<<< FG% Def.	45.5
33.8	<<< 3FG% Def.	33.9
2.6	Blocks >>>	3.0
9.4	<<< Steals	5.6

## SERIES FACTS & FIGURES

All-Time Series .....	Missouri, 1-0
at Missouri .....	Missouri, 1-0
at Howard .....	n/a
Neutral Site .....	n/a
Postseason.....	n/a

Current Streak .....	Missouri, 1
Last 10 Games .....	Missouri, 1-0

### Missouri Superlatives

Most Points .....	77, 11/8/24
Fewest Points Allowed .....	62, 11/8/24
Largest Win .....	15, 11/8/24

### Howard Superlatives

Most Points .....	62, 11/8/24
Fewest Points Allowed .....	77, 11/8/24
Largest Win .....	n/a

## SERIES RESULTS

11/8/24 H W, 77-62

## TIGERS VS BISON

No.	Player	GP	Pts	Reb	Asst	Other
0	Anthony Robinson II	1	13.0	2.0	1.0	57.1 FG%
1	Aaron Rowe	0	--	--	--	--
5	T.O. Barrett	0	--	--	--	--
6	Annor Boateng	1	5.0	1.0	1.0	50.0 FG%
7	Trent Burns	0	--	--	--	--
11	Trent Pierce	1	0.0	1.0	0.0	1.0 BPG
12	Sebastian Mack	0	--	--	--	--
14	Jevon Porter	0	--	--	--	--
15	Shawn Phillips Jr.	0	--	--	--	--
17	Jayden Stone	0	--	--	--	--
24	Nicholas Randall	0	--	--	--	--
25	Mark Mitchell	1	16.0	8.0	1.0	57.1 FG%
35	Jacob Crews	1	0.0	0.0	0.0	--
45	Luke Northweather	0	--	--	--	--

## ABOUT THE TIGERS

- Missouri finished the 2024-25 season with a 22-12 record, placing sixth in a SEC that sent 14 teams to the NCAA Tournament with a 10-8 record.
- The Tigers earned their second bid in three years to the NCAA Tournament under **Dennis Gates**.
- MU reached the national tournament as a No. 6 seed – the team's best seed since 2012.
- Mizou is the only team in the SEC to return to three starters from last season as **Mark Mitchell**, **Trent Pierce** and **Anthony Robinson II** are all back in the Black & Gold in 2025-26.
- Overall, MU returns seven from last year's roster to go with five transfers and two freshmen.

## EXHIBITION RECAP

- MU unofficially opened the season on Oct. 24, defeating Kansas State in an exhibition contest at Mizou Arena, 100-91.
- A 14-0 run midway through the first half gave the Tigers the lead for good, leading by as many as 19 points before the 100-91 final tally.
- Four Tigers scored in double figures – **Anthony Robinson II** (16), **Jayden Stone** (16), **Annor Boateng** (15) and **Shawn Phillips Jr.** (14).
- Phillips also added 10 boards for a double-double in his Black & Gold debut, while Robinson led the Tigers with four assists.

## ABOUT THE BISON

- Howard finished the 2024-25 campaign with a 12-20 record, including a 7-7 mark in MEAC play.
- The Bison have to replace their top seven scorers from last season as MEAC Preseason Player of the Year in 2024 Bryce Harris is the team's top returning scorer – tallying 67 points in just seven games due to injury.
- Overall, Howard has won the MEAC title in two of the past three seasons under head coach Kenny Blakeney.

## SERIES HISTORY

- The schools are meeting for just the second time, following last year's game at Mizou Arena.
- MU never trailed in its home opener, leading by as much as 17 en route to a 77-62 win.
- Three Tigers scored in double figures in the win, led by 17 from Tamar Bates, 16 points and eight rebounds from **Mark Mitchell** and 13 points from **Anthony Robinson II**.

## MIZZOU VERSUS MEAC

- Missouri owns an 18-3 all-time record versus MEAC schools.
- Monday's contest marks the first time the Tigers will play a true road game against a MEAC school with 20 of the previous 21 meetings at home and one neutral contest at an NCAA Tournament.

## MIZZOU IN SEASON OPENERS

- The Tigers are set to open their 120th season of play on Monday night at Howard.
- Mizou owns a 96-23 all-time record in season openers (80.7 winning percentage).
- It marks the second-straight year MU is starting on the road as it fell at Memphis in 2024, 83-75.
- Overall, MU is 12-9 in road season openers and 16-13 away from Columbia with its last victory coming in 2003 with a 90-85 win at Oakland.
- November 3 is the earliest opener in MU history.

## RETURNING EXPERIENCE

- The Tigers are ready to take on the 2025-26 campaign with a number of familiar faces.
- Mizou is the only team in the SEC with three returning starters from last season with **Mark Mitchell**, **Trent Pierce** and **Anthony Robinson II** all back for MU.
- Overall, it marks the first time that MU returns three starters since the 2020-21 campaign.

## FLYING HIGH

- There is one thing you can't teach on the court and that is height, which Mizou owns a lot of.
- The Tigers average height in 2025-26 is 79.79 inches (nearly 6-foot-8).
- Mizou's height is nearly an inch taller than the second-previous tallest team in school history (79.00 in 2017-18) and more than a half inch taller than any other team in the SEC.

### Tallest Mizou Teams

1. 2025-26	79.79	3. 1995-96	78.87
2. 2017-18	79.00	4. 1988-89	78.86

### Tallest SEC Teams

1. Missouri	79.79	3. Kentucky	79.06
2. Florida	79.27	4. Mississippi State	78.87

- **Trent Burns** (7-5) is also tied for the tallest player in MU history and second tallest player nationally.

## MITCHELL EARNS PRESEASON NOD

- Senior **Mark Mitchell** is one of the top returners in the SEC this season.
- An all-conference honoree last year as a junior – second-team by the media and third-team by the coaches – Mitchell was named to the All-SEC Preseason Second Team this season.
- Mitchell led the Tigers with 13.9 points, while ranking second with 4.7 rebounds in 2024-25.

## TOP RETURNING SCORER

- Senior **Mark Mitchell** led the Tigers in scoring as a junior and is back for more in 2025-26.
- Mitchell tallied 13.9 points per game – shooting 50.5 percent from the field and leading the team in free-throws made (142) and attempts (212).
- In fact, Mitchell's 13.9 points are the most by a returning Tiger since Marcus Denmon in 2011-12 (he averaged 16.9 in 2010-11).

## QUICK FACTS

### BASIC INFORMATION

Location ..... Columbia, Mo.  
 Founded ..... 1839  
 Enrollment ..... 32,105  
 Nickname ..... Tigers  
 Colors ..... Black & Gold  
 Mascot ..... Truman the Tiger  
 Conference ..... Southeastern Conference  
 Chancellor ..... Mun Choi  
 Director of Athletics ..... Laird Veatch  
 Faculty Athletic Rep ..... Pamela Bruzina  
 Official Website ..... MUTigers.com

### HOME ARENA

Arena ..... Mizzou Arena  
 Court ..... Norm Stewart Court  
 Capacity ..... 15,061  
 Opened ..... 2004

### TEAM INFORMATION

2024-25 Final Record ..... 22-12 (.647)  
 SEC Record/Finish ..... 10-8 / t-6th  
 SEC Tournament ..... 1-1  
 Postseason ..... NCAA First Round  
 Lettermen Returning/Lost ..... 7/9  
 Starters Returning/Lost ..... 3/2  
 Newcomers ..... 5  
 Social Media ..... @MizzouHoops

### MIZZOU HISTORY

First Season ..... 1906-07  
 All-Time Record \* ..... 1,713 - 1,257 (.577)  
 All-Time SEC Record \* ..... 75 - 149 (.335)  
 Conference Regular-Season Titles ..... 15  
 1918, 1920, 1921, 1922, 1930, 1939, 1940, 1976, 1980,  
 1981, 1982, 1983, 1987, 1990, 1994  
 Conference Tournament Titles ..... Eight  
 1978, 1982, 1987, 1989, 1991, 1993, 2009, 2012  
 NCAA Tournaments \* ..... 30  
 1944, 1976, 1978, 1980, 1981, 1982, 1983, 1986, 1987,  
 1988, 1989, 1990, 1992, 1993, 1994\*, 1995, 1999,  
 2000, 2001, 2002, 2003, 2009, 2010, 2011, 2012, 2013,  
 2018, 2021, 2023, 2025

\* - record reflects 23 vacated wins from the 2013-14 season (nine SEC victories) and three vacated tournament wins from 1993-94 season

## TOP-FIVE VICTORIES

- The highlight for Mizzou during the 2024-25 season was a trio of wins over top-five schools.
- The Tigers defeated No. 1 Kansas, No. 4 Alabama and No. 5 Florida during the season.
- The victory over the Jayhawks marked Mizzou's fifth against the nation's top-ranked team and first since 1997.
- Meanwhile, the win over Florida marked the first for MU over the eventual national champion since North Carolina State in 1982-83.
- Overall, MU was one of three schools with three top-five wins in 2024-25 – doing so for the second time in its history and first since 1988-89.

## TOP-10 OFFENSE NATIONALLY

- The key to the Tigers' success in 2024-25 was their offensive attack.
- Mizzou ranked ninth in the nation by averaging 83.6 points per game.
- The Tigers posted their highest scoring offense since 1989-90 (86.8) and fourth-highest overall in school history.

### Mizzou Scoring Offense Record

1. 1988-89	88.00	4. 2024-25	83.65
2. 1987-88	87.03	5. 1975-76	83.55
3. 1989-90	86.78	6. 1974-75	83.52

## MITCHELL DOES IT ALL FOR MIZZOU

- **Mark Mitchell** is not just a scorer and does a little bit of everything for the Tigers.
- Mitchell led the team in scoring (13.9) last season, second in rebounds (4.7), third in assists (64), fifth in steals (32) and first in blocks (25).
- In fact, Mitchell was one of just 14 players in the nation to total 450 points, 150 rebounds, 60 assists, 30 steals and 25 blocks last season.

## BREAKOUT CANDIDATE

- **Anthony Robinson II** has been identified as one to watch this season.
- Robinson was named one of 10 breakout players for the 2025-26 campaign by Andy Katz and one of 20 by Jon Rothstein.
- Robinson tallied 9.0 points per game during his sophomore season, leading Mizzou with 3.5 assists and 2.0 steals per game.

## HERE'S TO YOU, MR. ROBINSON

- **Anthony Robinson II** finished last season as one of the nation's most improved players.
- Most notably, Robinson increased his scoring by 5.1 points and his assists by 2.47 per game.

Anthony Robinson II	23-24	24-25	Diff.
Points Per Game	3.9	9.0	+5.1
Assists Per Game	0.98	3.45	+2.47
Steals Per Game	1.27	2.03	+0.76
Field Goal Percentage	36.7	48.3	+11.6%
3-Point Percentage	20.5	40.0	+19.5%

## ROBINSON LEADS MU DEFENSE

- Junior **Anthony Robinson II** should enter the 2025-26 season as the frontrunner for the league's Defensive Player of the Year accolade.
- Robinson was named to the SEC's five-man All-Defensive Team as a sophomore. In fact, he is the only player returning from last year's team.
- Robinson finished last year ranked second in the SEC and 38th nationally with 2.03 steals per game.

## STEALS LEADER

- Overall, **Anthony Robinson II** is on pace to be among the best at Mizzou in steals.
- Robinson's 105 steals are the fourth-most by a Tiger in school history through his sophomore season.

### Mizzou Most Steals as Freshman & Sophomore

1. Phil Pressey	135	3. Brian Grawer	106
2. Mike Sandbothe	112	4. <b>Anthony Robinson</b>	105

## LEARNING FROM THE POINT GOD

- **Anthony Robinson II** spent some of his summer learning from Chris Paul as he was one of 12 players nationally to earn an invite to his camp.
- Robinson participated in the Chris Paul Elite Guard Camp from July 29 to August 1 this summer.

## GETTING TO THE LINE

- A large key to Mizzou's success last year is the team's march to the free-throw line.
- MU ranked second nationally with 19.7 makes per game from the free-throw line and third with 27.0 attempts.
- The Tigers return their top two player in free-throw attempts in **Mark Mitchell** (212) and **Anthony Robinson II** (140), while also adding **Sebastian Mack**, who led UCLA with 136 attempts last season.

## PORTER'S POWERS

- One transfer to keep an eye out for is senior **Jevon Porter**.
- Porter tallied 12.5 points and 7.2 rebounds for Loyola Marymount during the 2024-25 season.
- A 6-foot-11 forward, Porter can do it all on the court. He was one of 11 players in the nation last season to tally 350 points, 200 rebounds, 40 made 3-pointers and 35 blocks.

## MU SLATED SEVENTH IN SEC POLL

- Missouri was picked to finish seventh in the SEC this season, as voted on by the league's media.
- It marks the Tigers' highest preseason selection since being voted fifth in 2017-18.
- Defending national champion Florida is first in the preseason rankings, followed by Kentucky, Tennessee, Alabama and Arkansas in the top five.

### ACTIVE CAREER LEADERS

Games Played.....	Mark Mitchell	101
Games Started.....	Mark Mitchell	100
Minutes.....	Mark Mitchell	2,806
Points.....	Mark Mitchell	1,159
3-Pointers.....	Jacob Crews	160
Rebounds.....	Jevon Porter	568
Assists.....	Anthony Robinson II	143
Blocks.....	Jevon Porter	83
Steals.....	Anthony Robinson II	105
Field Goal Pct.....	T.O. Barrett	58.3
3-Point Pct.....	Jacob Crews	36.0
FT Pct.....	Jayden Stone	80.9

### TIGER RADIO NETWORK

City	Call Letters	Station
Ava	KKOZ	92.1 FM
Ava	KKOZ	1430 AM
Bethany	KAAN	95.5 FM
Cameron	KMRN	99.3 FM
Cameron	KMRN	1360 AM
Cape Girardeau	KZIM	960 AM
Caruthersville	KCRV	105.1 FM
Columbia	KCMQ	96.7 FM
Columbia	KCMQ	103.1 FM
Columbia	KTGR	105.1 FM
Columbia	KTGR	1580 AM
Farmington	KREI	800 AM
Festus	KJFF	1400 AM
Fulton	KTGR	100.5 FM
Hannibal	KHMO	1070 AM
Houston	KBTC	105.7 FM
Houston	KBTC	1250 AM
Joplin	WMBH	101.3 FM
Joplin	WMBH	1560 AM
Kansas City	KMBZ	980 AM
Kennett	KMIS	1050 AM
Kennett	KMIS	103.9 FM
Kirkville	KTUF	93.7 FM
Macon	KIRK	99.9 FM
Marceline	KDWD	99.1 FM
Marshall	KMMO	102.9 FM
Marshall	KMMO	1300 AM
Mexico	KXEO	1340 AM
Monett	KRMO	990 AM
Monroe City	KWBZ	107.5 FM
Nevada	KNEM	1240 AM
Nevada	KNMO	97.5 FM
Poplar Bluff	KLID	1340 AM
Rolla	KDAA	103.1 FM
Salem	KSMO	95.7 FM
Salem	KSMO	1340 AM
Sedalia	KSIS	1050 AM
Sedalia	KSIS	94.7 FM
Springfield	KBFL	96.9 FM
Springfield	KBFL	1060 AM
St. Joseph	KFEQ	95.3 FM
St. Joseph	KFEQ	680 AM
St. Louis	KTRS	550 AM
St. Louis	KTRS	106.1 FM
Sullivan	KTUI	102.1 FM
Trenton	KTTN	92.3 FM
Troy	KYRO	105.3 FM
Troy	KYRO	1280 AM
Versailles	KTKS	95.1 FM
Warrensburg	KSIS	96.9 FM
West Plains	KSPQ	93.9 FM

### SEC STANDINGS

School	SEC			Overall			Home	Away	Neutral
	W	L	Pct.	W	L	Pct.			
Alabama	0	0	.000	0	0	.000	0-0	0-0	0-0
Arkansas	0	0	.000	0	0	.000	0-0	0-0	0-0
Auburn	0	0	.000	0	0	.000	0-0	0-0	0-0
Florida	0	0	.000	0	0	.000	0-0	0-0	0-0
Georgia	0	0	.000	0	0	.000	0-0	0-0	0-0
Kentucky	0	0	.000	0	0	.000	0-0	0-0	0-0
LSU	0	0	.000	0	0	.000	0-0	0-0	0-0
Ole Miss	0	0	.000	0	0	.000	0-0	0-0	0-0
Mississippi State	0	0	.000	0	0	.000	0-0	0-0	0-0
<b>Missouri</b>	<b>0</b>	<b>0</b>	<b>.000</b>	<b>0</b>	<b>0</b>	<b>.000</b>	<b>0-0</b>	<b>0-0</b>	<b>0-0</b>
Oklahoma	0	0	.000	0	0	.000	0-0	0-0	0-0
South Carolina	0	0	.000	0	0	.000	0-0	0-0	0-0
Tennessee	0	0	.000	0	0	.000	0-0	0-0	0-0
Texas	0	0	.000	0	0	.000	0-0	0-0	0-0
Texas A&M	0	0	.000	0	0	.000	0-0	0-0	0-0
Vanderbilt	0	0	.000	0	0	.000	0-0	0-0	0-0

### THE CREWS MISSILE

- **Jacob Crews** was a top threat during the second half of his debut campaign with the Tigers.
- In his last 14 games, Crews averaged 7.6 points, shooting 38.9 percent from 3-point range.
- Prior to the run, the graduate student was hitting 29.2 percent from beyond the arc in 19 games.
- Overall, Crews averaged 5.6 points last season with a 33.6 percent clip from three.

### MILESTONE WATCH

- Two current Tigers have already scored 1,000 points in their careers, while another three have their eyes on the target this season.
- **Mark Mitchell** and **Jevon Porter** reached the milestone last season, while **Jacob Crews**, **Jayden Stone** and **Sebastian Mack** are all within reach this upcoming season.

#### Mizzou Active Scoring Leaders

1. Mark Mitchell	1,159	4. Jayden Stone	825
2. Jevon Porter	1,103	5. Sebastian Mack	724
3. Jacob Crews	916		

### OH CAPTAIN! MY CAPTAIN!

- Two Tigers are set to serve as team captains during the 2025-26 campaign.
- **Mark Mitchell** and **Anthony Robinson II** are both set to serve in leadership roles this season.

### SHOW ME STATE

- The Tigers have a Missouri look to the team in 2025-26.
- After not featuring a player from the state in the previous three seasons, four Tigers are playing in their home state this season.
- **Jevon Porter** and **Aaron Rowe** are both from Columbia with **Luke Northweather** also from mid-Missouri in nearby Jefferson City. **Nicholas Randall**

is the final native Missourian, from St. Louis.

- It marks the most players from the Show Me State to feature for Mizzou since six were on the 2017-18 roster.

### EIGHT CORE VALUES

- One goal of Coach Gates in building a program is to instill eight core values in the student-athletes that they carry into the classroom, on the court and into the community.
- The eight core values are: friendship, love, accountability, trust, discipline, unselfishness, enthusiasm and toughness.

### TIGERS IN THE NBA

- Five former Tigers tipped off their NBA seasons this week, with another five on staffs.
- **Tamar Bates** (Nuggets), **Kobe Brown** (Clippers), **Jordan Clarkson** (Knicks), **Michael Porter Jr.** (Nets) and **Dru Smith** (Heat) are all on rosters this season.
- In the front office, former MU players include **Josh Kroenke** (Nuggets President), **Quin Snyder** (Hawks coach), **DeMarre Carroll** (Suns assistant), **Larry Drew** (Clippers assistant) and **Jarrett Sutton** (Pelicans scout).

### NBA FAMILY TIES

- A pair of current Tigers have family ties that reach to the NBA.
- **Jevon Porter** is the brother of current Brooklyn Net and former Tiger Michael Porter Jr.
- In 2023, Michael Porter Jr. became the fourth Tiger to win an NBA title and first since Clay Johnson in 1982.
- **Sebastian Mack's** father, Sam, played in the NBA from 1992 to 2022 with San Antonio, Houston, Vancouver, Golden State and Miami.

**MIZZOU RECORD WHEN...**

	2025-26	Gates Era	Streak
Overall	--	55-46	L2
Home	--	40-16	L1
Road	--	10-22	L3
Neutral	--	5-8	L2
SEC Games	--	21-33	L3
Home	--	14-13	L1
Road	--	7-20	L3
Non-Conference	--	34-11	L2
Home	--	26-3	W12
Road	--	3-2	L2
Neutral	--	5-6	L2
vs. Ranked Teams	--	11-15	L2
vs. Unranked Teams	--	44-30	W1
November	--	20-3	W6
December	--	11-5	W1
January	--	9-14	W1
February	--	10-13	W1
March	--	5-11	L2
Monday	--	5-1	W2
Tuesday	--	11-7	W1
Wednesday	--	9-9	L1
Thursday	--	5-1	L1
Friday	--	4-3	L1
Saturday	--	15-23	L3
Sunday	--	6-3	L1
Leading at Halftime	--	43-11	W1
Trailing at Halftime	--	10-34	L4
Tied at Halftime	--	2-1	L1
Leading w/ 5:00 Left	--	48-5	W5
Trailing/Tied w/ 5:00 Left	--	7-41	L9
Overtime	--	2-2	L2
Decided by 1-5 points	--	11-10	L3
Decided by 6-10 points	--	13-17	L3
Decided by 11+ points	--	31-19	L1
Scoring 100+ Points	--	7-0	W51
Scoring 90-99	--	7-1	L1
Scoring 80-89	--	28-8	L1
Scoring 70-79	--	10-11	W1
Scoring 60-69	--	3-18	L10
Scoring 59 or less	--	0-8	L19
Opponent scores 100+	--	0-1	L8
Opp. Scores 90-99	--	3-11	L5
Opp. Scores 80-89	--	7-12	L1
Opp. Scores 70-79	--	18-15	W6
Opp. Scores 60-69	--	19-8	L2
Opp. Scores 59 or less	--	8-0	W8
Missouri FG% ≥ 50.0	--	30-1	W12
Opp. FG% ≥ 50.0	--	8-15	L5
Missouri FG% < 40.0	--	0-20	L30
Opp. FG% < 40.0	--	19-3	W3
MU Outshoots Opp.	--	46-8	W19
Opp. Outshoots MU	--	9-38	L6
Attempts More FTs	--	35-8	L2
Attempts Fewer FTs	--	21-36	L2
FTs Even	--	1-2	L2
Outrebound Opp.	--	22-5	W1
Outrebounded	--	30-40	L4
Rebounds Equal	--	3-1	L1
Commits Fewer Turnovers	--	48-24	L2
Commits More Turnovers	--	3-15	L1
Turnovers Even	--	4-7	L1
Commits Fewer Fouls	--	34-9	L1
Commits More Fouls	--	20-29	L2
Fouls Even	--	1-8	L2

**TOP OF THE CLASS**

- The Tigers have excelled in the classroom under Dennis Gates.
- Mizzou has set both its fall (3.46 in 2022) and spring (3.22 in 2024) semester GPA records under Gates' leadership.
- In addition, Mizzou claimed the SEC Scholar-Athlete of the Year twice in three years – **Kobe Brown** in 2022-23 and **Sean East II** in 2023-24.

**VOICE OF THE TIGERS**

- The Voice of the Tigers, **Mike Kelly** is in his 33rd season calling games for the Missouri men's basketball team.
- Kelly has called 1,064 games, celebrating his milestone 1,000th game versus LSU in 2023.
- Kelly has also served as the school's football play-by-play announcer since 1994.

AP POLL

1. Purdue (35)	0-0	1485
2. Houston (16)	0-0	1459
3. Florida (8)	0-0	1382
4. UConn (2)	0-0	1299
5. St. John's	0-0	1203
6. Duke	0-0	1123
7. Michigan	0-0	1084
8. BYU	0-0	1078
9. Kentucky	0-0	1056
10. Texas Tech	0-0	1015
11. Louisville	0-0	966
12. UCLA	0-0	741
13. Arizona	0-0	715
14. Arkansas	0-0	695
15. Alabama	0-0	620
16. Iowa State	0-0	616
17. Illinois	0-0	567
18. Tennessee	0-0	462
19. Kansas	0-0	453
20. Auburn	0-0	424
21. Gonzaga	0-0	387
22. Michigan State	0-0	188
23. Creighton	0-0	158
24. Wisconsin	0-0	136
25. North Carolina	0-0	104

RV: NC State (101), Oregon (98), San Diego (74), Texas (35), Ohio. St (23), Kansas St (13), Mississippi (11), Southern Cal (10), **Missouri (8)**, Washington (7), Vanderbilt (7), Iowa (6), Boise St. (4), Mississippi St. (3), VCU (2), Virginia (2), Saint Mary's (2), Indiana (1), Oklahoma (1), Baylor (1).

USA TODAY COACHES POLL

1. Purdue (18)	0-0	755
2. Houston (12)	0-0	749
3. Florida (1)	0-0	704
4. UConn	0-0	647
5. Duke	0-0	623
6. St. John's	0-0	609
7. Michigan	0-0	569
8. BYU	0-0	532
9. Kentucky	0-0	529
10. Louisville	0-0	456
11. Texas Tech	0-0	455
12. UCLA	0-0	421
13. Arizona	0-0	398
14. Illinois	0-0	349
15. Arkansas	0-0	329
16. Alabama	0-0	322
17. Tennessee	0-0	292
18. Iowa State	0-0	289
19. Kansas	0-0	235
20. Gonzaga	0-0	185
21. Michigan State	0-0	144
22. Auburn	0-0	114
23. Creighton	0-0	103
24. Wisconsin	0-0	62
25. North Carolina	0-0	37

RV: North Carolina State (33), Oregon (26), San Diego State (15), Ohio State (15), Baylor (13), Virginia (11), Vanderbilt (10), USC (7), Texas (6), Villanova (5), **Missouri (5)**, Ole Miss (4), Washington (3), Saint Mary's (3), Iowa (3), Cincinnati (3), VCU (2), Oklahoma State (1), Kansas State (1), Boise State (1).

MIZZOU WEEK-BY-WEEK

	PRE	N10	N17	N24	D01	D08	D15	D22	D29	J05	J12	J19	J28	F02	F09	F16	F23	M02	M09	M16	
AP Poll	RV																				
Coaches	RV																				

MIZZOU vs AP TOP 25				
<b>141-264</b> OVERALL	<b>73-78</b> HOME	<b>30-119</b> AWAY	<b>38-67</b> NEUTRAL	<b>L2</b> STREAK

RECORD VERSUS AND LAST TIME THAT...

Ranks	Overall	Home	Away	Neutral	Streak	Last Win
No. 1	5-20	4-5	1-8	0-7	W1	76-67, vs. #1 Kansas (12/8/24)
Top Five	26-94	16-30	5-38	5-26	L1	110-98, vs. #4 Alabama (2/19/25)
Top 10	53-151	32-46	11-62	10-43	L1	110-98, vs. #4 Alabama (2/19/25)
Top 15	85-184	47-56	20-76	18-52	L1	110-98, vs. #4 Alabama (2/19/25)
Top 20	121-232	65-71	27-99	29-62	L2	110-98, vs. #4 Alabama (2/19/25)
OVERALL	141-264	73-78	30-119	38-67	L2	110-98, vs. #4 Alabama (2/19/25)

RANKED MEETINGS WITH HOWARD

Date	Winner	Loser	Location
n/a			

Both Teams Ranked: n/a  
 Only Mizzou Ranked: n/a  
 Only Howard Ranked: n/a

RANKINGS FACTS & FIGURES	
Missouri, Auburn and Florida were the only three schools in the nation with three top-five victories last season with MU defeating No. 1 Kansas, No. 4 Alabama and No. 5 Florida. The only other time the Tigers defeated three top-five schools was the 1988-89 season.	

**LAST TIME THAT (TEAM)**

Missouri Scored 100 Points	110, vs. Alabama, 2/19/25
Opponent Scored 100 Points	101, Auburn, 3/5/24
Missouri Won by 30+ Points	30 (101-71), vs. South Carolina, 2/25/25
Opponent Won by 30+ Points	33 (89-56), Auburn, 2/14/23
Missouri Won by 40+ Points	49 (112-63), vs. Arkansas-Pine Bluff, 11/24/24
Opponent Won by 40+ Points	44 (87-43), Arkansas, 1/12/22
Missouri Won by 50+ Points	72 (111-39), vs. Miss. Valley State, 11/14/24
Opponent Won by 50+ Points	55 (111-56), Kansas State, 1/3/98
Missouri Won Overtime Game	66-64, vs. Mississippi State, 2/21/23
Opponent Won Overtime Game	97-93, Vanderbilt, 3/1/25
Played Double Overtime Game	W, 91-83, vs. Texas A&M, 3/13/14
Played Triple Overtime Game	W, 108-107, vs. Illinois, 12/22/93
Played Quadruple Overtime Game	W, 112-109, vs. Iowa State, 1/13/01
Missouri Scored Less than 50 Points	49, at Mississippi State, 2/18/22
Opponent Scored Less than 50 Points	39, Mississippi Valley State, 11/14/24
Missouri Scored Less than 40 Points	37, at Kentucky, 1/13/15
Opponent Scored Less than 40 Points	39, Mississippi Valley State, 11/14/24
MU Scored 60+ Points in a Half	63, vs. California, 12/3/24
Opp. Scored 60+ Points in a Half	60, Southern Indiana, 11/7/22
MU Scored Less than 20 Points in a Half	18, at Auburn, 2/14/23
Opp. Scored Less than 20 Points in a Half	19, Miss. Valley State, 11/14/24
Missouri Shot 60+ Pct.	63.5 (40-63), vs. South Carolina, 2/25/25
Opponent Shot 60+ Pct.	61.8% (34-55), Florida, 3/14/25
MU Shot 70+ Pct. in a Half	84.6% (22-26), vs. California, 12/3/24
Opp. Shot 70+ Pct. in a Half	76.0% (19-25), Auburn, 2/14/23
Missouri Shot Less than 30 Pct.	29.2% (14-48), at Arkansas, 1/12/22
Opponent Shot Less than 30 Pct.	27.1% (13-48), Miss. Valley State, 11/14/24
Missouri Made 15+ 3-Pointers	15, at Mississippi State, 2/1/25
Opponent Made 15+ 3-Pointers	16, Penn, 11/11/22
Missouri Attempted 35+ 3-Pointers	36, at Arkansas, 2/22/25
Opponent Attempted 35+ 3-Pointers	35, Alabama, 1/21/23
Missouri Did Not Make 3-Pointer	at Kansas, 2/4/08
Opponent Did Not Make 3-Pointer	Arkansas-Pine Bluff, 12/2/08
Missouri Made 30+ Free Throws	31, vs. Alabama, 2/19/25
Opponent Made 30+ Free Throws	30, SIU Edwardsville, 11/15/22
Missouri Attempted 40+ Free Throws	47, vs. Alabama, 2/19/25
Opponent Attempted 40+ Free Throws	44, Auburn, 1/26/21
Missouri Attempted 50+ Free Throws	53, vs. Texas A&M, 3/13/14
Opponent Attempted 50+ Free Throws	50, Texas Tech, 1/23/08
Missouri Made 100% Free Throws (10+)	13-13, at LSU, 3/1/23
Opponent Made 100% Free Throws (10+)	11-11, Penn, 11/11/22
Missouri Had 50+ Rebounds	50, vs. Arkansas-Pine Bluff, 11/24/24
Opponent Had 50+ Rebounds	51, Illinois, 12/22/23
Missouri Had 20+ Offensive Rebounds	21, Central Arkansas, 12/30/23
Opponent Had 20+ Offensive Rebounds	22, Auburn, 1/25/22
Missouri Had +20 Rebound Margin	+21 (46-25), vs. Lindenwood, 11/27/24
Opponent Had +20 Rebound Margin	+22 (48-26), Auburn, 2/14/23
Missouri Had 25+ Assists	26, vs. LSU, 2/1/23
Opponent Had 25+ Assists	28, Texas A&M, 2/5/05
Missouri Had Less than 5 Turnovers	3, at Georgia, 2/5/25
Opponent Had Less than 5 Turnovers	4, Ole Miss, 2/6/18
Missouri Committed 20+ Turnovers	20, vs. Lindenwood, 11/27/24
Opponent Committed 20+ Turnovers	22, Kansas, 12/8/24
Missouri Blocked 12+ Shots	12, vs. South Carolina State, 11/22/23
Opponent Blocked 12+ Shots	14, Auburn, 1/26/21
Missouri Had 15+ Steals	15, vs. Miss. Valley State, 11/14/24
Opponent Had 15+ Steals	15, Mississippi State, 2/10/24

**LAST TIME THAT (INDIVIDUAL)**

Player Had a Triple Double	
Mizzou:	Greg Cavener (16 pts, 10 reb, 10 asst), vs. Green Bay, 1/4/84
Opponent:	Chris Chiozza (12 pts, 12 rebs, 10 asst), Florida, 2/2/17
MU Player with 30+ Points	31, Mark Mitchell, vs. Alabama, 2/19/25
Opponent with 30+ Points	31, Jeremiah Fears, Oklahoma, 3/5/25
MU Player with 40+ Points	43, Clarence Gilbert, vs. Iowa State, 1/13/01
Opponent with 40+ Points	42, Khalif Battle, Arkansas, 2/24/24
Player Shot 100% from the Field (min. 8 attempts)	
Mizzou:	10-10, Amari Davis, at Ole Miss, 1/18/22
Opponent:	8-8, Moses Kinglsey, Arkansas, 1/12/16
MU Player Made 8+ 3FG	8, Caleb Grill, vs. Eastern Washington, 11/11/24
Opponent Made 8+ 3FG	8, Marshall Henderson, Ole Miss, 2/8/14
MU Player Made 15+ FTs	15-16, Sean East II, at Arkansas, 2/24/24
Opponent Made 15+ FTs	15-20, Kylan Milton, Arkansas-Pine Bluff, 11/6/23
MU Player had 15+ Rebounds	23, Kobe Brown, vs. Paul Quinn, 11/29/21
Opponent had 15+ Rebounds	16, Henry Coleman III, Texas A&M, 2/8/25
MU Player had 20+ Rebounds	23, Kobe Brown, vs. Paul Quinn, 11/29/21
Opponent had 20+ Rebounds	21, Oscar Tshiebwe, Kentucky, 12/29/21
MU Player had 10+ Off. Rebounds	10, Alex Oriakhi, vs. Ole Miss, 2/9/13
Opponent had 10+ Off. Rebounds	10, Matthew Hezekiah, SC State, 12/17/10
MU Player had 10+ Assists	10, Terrence Phillips, vs. Ole Miss, 1/21/17
Opponent had 10+ Assists	10, Zakai Zeigler, Tennessee, 2/11/23
MU Player had 10+ Asst / 0 TO	13, Phil Pressey, at Texas 1/14/12
Opponent had 10+ Asst / 0 TO	11, Trey McKinney, Creighton, 11/23/04
MU Player had 15+ Assists	19, Phil Pressey, at UCLA, 12/28/12
Opponent had 15+ Assists	15, Pierre Jackson, Baylor, 1/21/12
MU Player Blocked 5+ Shots	5, Aidan Shaw, vs. SC State, 11/22/23
Opponent Blocked 5+ Shots	6, Jamarion Sharp, Ole Miss, 3/2/24
MU Player Had 5+ Steals	5, Tony Perkins, vs. Oklahoma, 2/12/25
Opponent Had 5+ Steals	5, Duke Miles, Oklahoma, 2/12/25
MU Made a Game-Winning Buzzer Beater	
	DeAndre Gholston, at Tennessee, 2/11/23

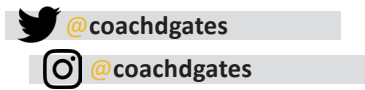
**LAST TIME THAT (MULTIPLE INDIVIDUALS)**

Six Players Scored in Double Figures	vs. South Carolina, 2/25/25
	Grill, Robinson, Perkins, Mitchell, Bates & Crews
Seven Players Scored in Double Figures	vs. Mississippi Valley State, 11/14/24
	Warrick, Bates, Grill, Mitchell, Crews, Allen & Boateng
Eight Players Scored in Double Figures	vs. Alabama State, 12/30/87
	Chievous, Church, Coward, Irvin, Leonard, Sandbothe, Smith, Sutton
Two Players Scored 25+ Points	vs. Alabama, 2/19/25
	Mark Mitchell (31) & Caleb Grill (25)
Two Players Scored 30+ Points	vs. TCU, 1/30/21
	Xavier Pinson (36) & Jeremiah Tilmon (33)
Three Players Scored 20+ Points	vs. Xavier, 11/17/16
	Frankie Hughes (24), Kevin Puryear (22) & Terrence Phillips (21)
Two Players Recorded a Double-Double	vs. Ole Miss, 1/21/17
	Terrence Phillips & Russell Woods
Three Players Recorded a Double-Double	vs. Illinois, 12/22/12
	Laurence Bowers, Alex Oriakhi & Phil Pressey
Two Players Had 10+ Rebounds	vs. TCU, 1/30/21
	Kobe Brown (13) & Jeremiah Tilmon (11)
Three Players Had 10+ Rebounds	vs. Alcorn State, 11/13/12
	Negus Webster-Chan (11), Alex Oriakhi (10) & Earnest Ross (10)



# DENNIS GATES

Whitten Family Men's Basketball Head Coach



In just three seasons as Whitten Family Men's Basketball Head Coach, Dennis Gates has made an immediate impact and reestablished University of Missouri on the national stage. Now in his fourth year on the Mizzou sideline, he aims to build off his early progress as the Tigers chase championships with him leading the program.

## MISSOURI

- **Named SEC Coach of the Year by USA Today in 2022-23.**
- Named to the Naismith Coach of the Year Watch List twice in his three seasons, finishing as a top-10 semifinalist in 2025.
- Led Mizzou two NCAA Tournament bids (2023 and 2025) in his three seasons, including the program's first postseason victory in 13 years and first-ever appearance in the SEC Semifinals in 2023.
- His 25 victories 2022-23 are the fifth-most by any first-year SEC coach in conference history – trailing only Tubby Smith, John Calipari, Eddie Sutton and Trent Johnson.
- Led the Tigers to 11 wins over ranked teams, including three top-five wins in 2024-25 – a first for Mizzou since 1988-89.
- Two Tigers have played in the NBA after playing for Gates – Kobe Brown (LA Clippers) and D'Moi Hodge (LA Lakers). Overall, seven Tigers have joined NBA or G-League franchises in Gates' three seasons at Mizzou.
- Coached two All-SEC honorees, one SEC Sixth Man of the Year, one SEC All-Defensive Team honoree and two SEC Scholar-Athletes of the Year.

## CLEVELAND STATE

- **2019-20 and 2020-21 Horizon League Coach of the Year.**
- Rebuilt the Vikings program – winning 50 games, including a 39-19 mark his final two seasons.
- Won two Horizon League regular-season titles (2020, 2021) and the 2021 Horizon League Tournament crown.
- Led the Vikings to the 2021 NCAA Tournament – the school's first trip in 12 years – and 2022 Postseason NIT.
- Mentored two Horizon League Defensive Players of the Year plus five all-conference and five All-Defensive Team honorees.

## FLORIDA STATE

- Spent eight seasons on Leonard Hamilton's staff at FSU, mirroring the Seminoles' rise to national prominence.
- FSU advanced to four NCAA Tournament in his eight years, including the Elite Eight in 2018 and Sweet 16 in 2012 and 2019.
- Instrumental in recruiting four-straight top-15 classes, which produced five NBA Draft picks over four years – Jonathan Isaac (No. 9 selection in 2017), Malik Beasley (No. 19 in 2016), Mfiondu Kabengele (No. 27 in 2019), Dwayne Bacon (No. 40 in 2017) and Terance Mann (No. 48 in 2019).

## PLAYING CAREER

- Combo guard at California (1998-02), serving as a three-year captain and helping the Golden Bears to three 20-win seasons.
- Played in 114 career games with 34 starting assignments, totaling 432 points, 140 rebounds, 148 assists and 100 steals.
- Two-time Pac-10 All-Academic First Team selection
- Named Cal's Most Inspirational Player in 2001 and the team's Outstanding Student-Athlete in 1999 and 2001
- Awarded the 2002 Pac-10 Medal of Honor, which is presented to the Pac-10 Universities Top Graduating Student-Athlete.

## YEAR-BY-YEAR RECORD

### CLEVELAND STATE

YEAR	RECORD	PCT.	HORIZON	PLACE	NOTES
2019-20	11-21	34.4	7-11	t-7th	Earned first career win versus Edinboro, 79-54 (Nov. 9)
2020-21	19- 8	70.4	16- 4	1st	Horizon League Tournament Champions / NCAA First Round
2021-22	20-11	64.5	15- 6	1st	NIT First Round
<b>CSU TOTALS</b>	<b>50-40</b>	<b>55.6</b>	<b>38-21</b>		<b>Two Horizon League Regular-Season Titles &amp; One Tournament Title</b>

### MISSOURI

YEAR	RECORD	PCT.	SEC	PLACE	NOTES
2022-23	25-10	71.4	11- 7	t-4th	USA Today SEC Coach of the Year
2023-24	8-24	25.0	0-18	14th	
2024-25	22-12	64.7	10- 8	t-6th	
2025-26	0- 0	0.0	0- 0	--	
<b>MU TOTALS</b>	<b>55-46</b>	<b>54.5</b>	<b>21-33</b>		
<b>CAREER</b>	<b>105-86</b>	<b>55.0</b>	<b>59-54</b>		

## PERSONAL

### BIRTHDAY

January 14

### EDUCATION

California '01 (Bachelor's)  
Sociology  
Florida State '05 (Master's)  
Adult Education and Human  
Resource Development

### WIFE

Jocelyn

### CHILDREN

Avery, Duke and Denver

## COACHING CAREER

2002-03 LA Clippers (Skill Coach)  
2003-04 Marquette (Grad Asst)  
2004-05 Florida State (Grad Asst)  
2005-07 California (Assistant)  
2007-09 Northern Illinois (Assistant)  
2009-11 Nevada (Assistant)  
2011-19 Florida State (Assistant)  
2019-22 Cleveland St. (Head Coach)  
2022- Missouri (Head Coach)

## HONORS

- 2019-20 Horizon League Coach of the Year
- 2020-21 Horizon League Coach of the Year
- 2020-21 HoopDirt.com Division I Coach of the Year
- 2022-23 USA Today SEC Coach of the Year



**KYLE SMITH-PETERS**

Associate Head Coach • Southern Illinois '06

- Fourth season at MU, first as associate head coach.
- Eight-time Great Rivers Athletic Conference Coach of the Year during 10-year stint as head coach at John A. Logan.
- Mentored two NJCAA National Players of the Year and 10 All-Americans during his tenure at Logan.
- Helped Southern Illinois to back-to-back NCAA Tournaments as a student-athlete



**RYAN SHARBAUGH**

Assistant Coach • Westminster '08

- Fourth year at Missouri, serving as defensive coordinator.
- Helped the Tigers lead all power-conference schools in steals in two of his three seasons.
- Spent three years at Cleveland State as an assistant coach, helping Tre Gomillion and D'Moi Hodge to Horizon League Defensive Player of the Year Awards.



**MATT CLINE**

Assistant Coach • South Alabama '11


- Fourth season at MU, serving as offensive coordinator.
- Helped the Tigers average 83.6 points in 2024-25 – its most since 1989-90 and ranked ninth nationally.
- MU has ranked in the top 40 nationally a total of 16 times in offensive stats during Cline's three years.
- Also worked at Cleveland State (2021-22) and Eastern Michigan (2017-21).



**STEVE WRIGHT**

Assistant Coach • Bowling Green State '06

- First year at MU, spending last two years at Duquesne.
- Helped the Dukes to the 2024 A-10 Championship, their first NCAA Tournament appearance since 1977 and their first tournament win since 1969.
- Served on Coach Gates' staff at Cleveland State in 2019-20 as video coordinator.
- Also has had successful tenures at the high school, junior college and AAU ranks during his career.



**DAVID "DICKY" NUTT**

Assistant Coach • Oklahoma State '82

- Fourth season at MU, returning to an assistant role after being declared cancer free in October 2024.
- Owns more than 30 years of coaching experience, including 19 as a head coach at Arkansas State (1995-08) and Southeast Missouri State (2009-15).
- Named 1998 Sun Belt Coach of the Year, while leading the Red Wolves to the 1999 NCAA Tournament.



**DAVID CARTER**

Assistant to the Head Coach • Saint Mary's '89

- Second season at Mizzou.
- Head coach at Nevada from 2009 to 2015, winning 98 games and earning 2012 WAC Coach of the Year.
- Coach Gates served as his assistant coach at Nevada from 2009 to 2011.
- Joined Missouri after four seasons (2019-23) as an assistant coach at Loyola Marymount, where the Lions defeated two top-15 teams, including No. 6 Gonzaga.



**TIM FULLER**

General Manager • Wake Forest '00

- Named the first general manager of Missouri men's basketball on June 2, 2025.
- Owns successful stints at every level of basketball, from college coaching to an executive at Nike to Overtime Elite.
- Served as associate head coach at Mizzou from 2011 to 2015, helping the Tigers to the 2012 Big 12 Championship.



**GRIFFIN MCHONE**

Dir. of Basketball Operations • Texas A&M '17

- First season at Mizzou as Director of Basketball Operations
- Spent the previous two years at USF, helping the Bulls to their first-ever AAC regular-season title, a school-record 25 wins and a 2024 NIT second-round appearance
- Previously served four seasons at Kennesaw State, contributing to a historic 26-9 campaign in 2022-23.



**SEAN CONATY**

Dir. of Athletic Performance • East Carolina '12

- Fourth season with the Tigers.
- Has helped the Tigers to two NCAA Tournament appearances, five NBA signees and their first NCAA Tournament win in 13 years.
- Previously served as head men's basketball strength and conditioning coach at Oregon State and as a director of Sports Performance for Olympic Sports at Buffalo.



**CHRIS PERRIN**

Senior Athletic Trainer • Michigan State '14

- Fifth season at Mizzou.
- Spent six season at Detroit-Mercy prior to arriving at Mizzou, serving as the men's basketball trainer for the Titans along with men's and women's golf.
- Also owns experience working with the Developmental Basketball Team in China as well as an intern with the Utah Jazz.



# ANTHONY ROBINSON II

Junior | Guard | 6-3 | 185 | Tallahassee, Fla. | Florida State University High School

@anklebully\_ant  
@anklebully\_ant

## CAREER STATISTICS

Season	TM	GP-GS	Min/Avg	FG	FGA	FG%	3PM	3PA	3P%	FTM	FTA	FT%	O	D	REB	AVG	PF	FO	AST	TO	BLK	STL	PTS	AVG
23-24	MIZ	30-0	400/13.4	36	98	36.7	9	44	20.5	36	48	75.0	17	35	52	1.7	62	0	29	14	8	38	117	3.9
24-25	MIZ	33-31	761/22.9	85	176	48.3	20	50	40.0	108	140	77.1	30	73	103	3.1	101	3	114	56	6	67	298	9.0
25-26	MIZ	0-0	0/0.0	0	0	0.0	0	0	0.0	0	0	0.0	0	0	0	0.0	0	0	0	0	0	0	0	0.0
<b>TOTAL</b>		<b>63-31</b>	<b>1161/18.4</b>	<b>121</b>	<b>274</b>	<b>44.2</b>	<b>29</b>	<b>94</b>	<b>30.9</b>	<b>144</b>	<b>188</b>	<b>76.6</b>	<b>47</b>	<b>108</b>	<b>155</b>	<b>2.5</b>	<b>163</b>	<b>3</b>	<b>143</b>	<b>70</b>	<b>14</b>	<b>105</b>	<b>415</b>	<b>6.6</b>

## CAREER HONORS

- 2024-25 SEC All-Defensive Team

## 2025-26 NOTES

- Team captain.
- Named a top breakout candidate for the 2025-26 campaign by Jon Rothstein and Andy Katz.
- Only player from last season's SEC All-Defensive Team to return this year.
- Led Mizzou with 3.5 assists and 2.03 steals per game in 2024-25.
- Ranked 38th nationally and second in the SEC with his 2.03 steals per game.

## PERSONAL

### BIRTHDAY

January 5, 2005

### CAREER AMBITIONS

Entrepreneur

## CAREER BESTS

### POINTS

S: n/a

C: 29, vs. California, 12/3/24

### REBOUNDS

S: n/a

C: 11, vs. Ark.-Pine Bluff, 11/24/24

### ASSISTS

S: n/a

C: 8, 2x (last vs. S Carolina, 2/25/25)

### BLOCKED SHOTS

S: n/a

C: 2, vs. SIUE, 11/13/23

### STEALS

S: n/a

C: 6, vs. LIU, 12/14/24

### MINUTES

S: n/a

C: 34, 2x (last vs. Vanderbilt, 1/11/25)

### FIELD GOALS MADE

S: n/a

C: 8, vs. California, 12/3/24

### 3-POINT FIELD GOALS MADE

S: n/a

C: 3, at Vanderbilt, 3/1/25

### FREE THROWS MADE

S: n/a

C: 13, vs. California, 12/3/24

## MISCELLANEOUS

	SEASON	CAREER
Led MU in Points	0	3
Led MU in Rebounds	0	5
Led MU in Assists	0	19
20+ Points	0	1
10+ Points	0	18
10+ Rebounds	0	1
5+ Assists	0	11
Double-Doubles	0	1

## 2025-26 GAME-BY-GAME STATISTICS

Opponent	GS	Min	FG	FGA	3FG	3FGA	FT	FTA	OFF	DEF	REB	PF	AST	TO	STL	BLK	PTS
at Howard																	
SEMO																	
VMI																	
MINNESOTA																	
PRAIRIE VIEW A&M																	
SOUTH DAKOTA																	
SOUTH CAROLINA STATE																	
CLEVELAND STATE																	
at Notre Dame																	
vs. Kansas																	
ALABAMA STATE																	
BETHUNE-COOKMAN																	
vs. Illinois																	
FLORIDA																	
at Kentucky																	
at Ole Miss																	
AUBURN																	
at LSU																	
GEORGIA																	
OKLAHOMA																	
at Alabama																	
MISSISSIPPI STATE																	
at South Carolina																	
at Texas A&M																	
TEXAS																	
VANDERBILT																	
at Arkansas																	
TENNESSEE																	
at Mississippi State																	
at Oklahoma																	
ARKANSAS																	



# 1 AARON ROWE

@aaronrowe.\_

@a\_rowe\_3

Freshman | Guard | 6-2 | 155 | Columbia, Mo. | Father Tolton High School

## CAREER STATISTICS

Season	TM	GP-GS	Min/Avg	FG	FGA	FG%	3PM	3PA	3P%	FTM	FTA	FT%	O	D	REB	AVG	PF	FO	AST	TO	BLK	STL	PTS	AVG
25-26	MIZ	0-0	0/0.0	0	0	0.0	0	0	0.0	0	0	0.0	0	0	0	0.0	0	0	0	0	0	0	0	0.0

## 2025-26 NOTES

- One of two freshmen on the team.
- Ranked as high as the nation's No. 53 recruit by Rivals.

## PERSONAL

### BIRTHDAY

October 30, 2006

## CAREER BESTS

### POINTS

n/a

### REBOUNDS

n/a

### ASSISTS

n/a

### BLOCKED SHOTS

n/a

### STEALS

n/a

### MINUTES

n/a

### FIELD GOALS MADE

n/a

### 3-POINT FIELD GOALS MADE

n/a

### FREE THROWS MADE

n/a

## MISCELLANEOUS

	SEASON	CAREER
Led MU in Points	0	0
Led MU in Rebounds	0	0
Led MU in Assists	0	0
20+ Points	0	0
10+ Points	0	0
10+ Rebounds	0	0
5+ Assists	0	0
Double-Doubles	0	0

## 2024-25 GAME-BY-GAME STATISTICS

Opponent	GS	Min	FG	FGA	3FG	3FGA	FT	FTA	OFF	DEF	REB	PF	AST	TO	STL	BLK	PTS
at Howard																	
SEMO																	
VMI																	
MINNESOTA																	
PRAIRIE VIEW A&M																	
SOUTH DAKOTA																	
SOUTH CAROLINA STATE																	
CLEVELAND STATE																	
at Notre Dame																	
vs. Kansas																	
ALABAMA STATE																	
BETHUNE-COOKMAN																	
vs. Illinois																	
FLORIDA																	
at Kentucky																	
at Ole Miss																	
AUBURN																	
at LSU																	
GEORGIA																	
OKLAHOMA																	
at Alabama																	
MISSISSIPPI STATE																	
at South Carolina																	
at Texas A&M																	
TEXAS																	
VANDERBILT																	
at Arkansas																	
TENNESSEE																	
at Mississippi State																	
at Oklahoma																	
ARKANSAS																	



# 5 T.O. BARRETT

@To\_Barrett

@to.barrett

Sophomore | Guard | 6-4 | 205 | Oklahoma City, Okla. | Link Academy

## CAREER STATISTICS

Season	TM	GP-GS	Min/Avg	FG	FGA	FG%	3PM	3PA	3P%	FTM	FTA	FT%	O	D	REB	AVG	PF	FO	AST	TO	BLK	STL	PTS	AVG
24-25	MIZ	19-0	102/5.4	14	24	58.3	0	2	0.0	8	12	66.7	1	6	7	0.4	19	0	12	7	1	6	36	1.9
25-26	MIZ	0-0	0/0.0	0	0	0.0	0	0	0.0	0	0	0.0	0	0	0	0.0	0	0	0	0	0	0	0	0.0
<b>TOTAL</b>		<b>19-0</b>	<b>102/5.4</b>	<b>14</b>	<b>24</b>	<b>58.3</b>	<b>0</b>	<b>2</b>	<b>0.0</b>	<b>8</b>	<b>12</b>	<b>66.7</b>	<b>1</b>	<b>6</b>	<b>7</b>	<b>0.4</b>	<b>19</b>	<b>0</b>	<b>12</b>	<b>7</b>	<b>1</b>	<b>6</b>	<b>36</b>	<b>1.9</b>

## 2025-26 NOTES

### PERSONAL

**BIRTHDAY**  
May 6, 2006

**CAREER AMBITIONS**  
Real Estate

### CAREER BESTS

**POINTS**  
S: n/a  
C: 6, at Oklahoma, 3/5/25

**REBOUNDS**  
S: n/a  
C: 2, 2x (last vs. Florida, 3/14/25)

**ASSISTS**  
S: n/a  
C: 2, 3x (last at Tennessee, 2/5/25)

**BLOCKED SHOTS**  
S: n/a  
C: 1, vs. California, 12/3/24

**STEALS**  
S: n/a  
C: 3, at Auburn, 1/4/25

**MINUTES**  
S: n/a  
C: 13, at Auburn, 1/4/25

**FIELD GOALS MADE**  
S: n/a  
C: 3, at Oklahoma, 3/5/25

**3-POINT FIELD GOALS MADE**  
S: n/a  
C: n/a

**FREE THROWS MADE**  
S: n/a  
C: 3, vs. Alabama State, 12/30/24

### MISCELLANEOUS

	SEASON	CAREER
Led MU in Points	0	0
Led MU in Rebounds	0	0
Led MU in Assists	0	1
20+ Points	0	0
10+ Points	0	0
10+ Rebounds	0	0
5+ Assists	0	0
Double-Doubles	0	0

## 2024-25 GAME-BY-GAME STATISTICS

Opponent	GS	Min	FG	FGA	3FG	3FGA	FT	FTA	OFF	DEF	REB	PF	AST	TO	STL	BLK	PTS
at Howard																	
SEMO																	
VMI																	
MINNESOTA																	
PRAIRIE VIEW A&M																	
SOUTH DAKOTA																	
SOUTH CAROLINA STATE																	
CLEVELAND STATE																	
at Notre Dame																	
vs. Kansas																	
ALABAMA STATE																	
BETHUNE-COOKMAN																	
vs. Illinois																	
FLORIDA																	
at Kentucky																	
at Ole Miss																	
AUBURN																	
at LSU																	
GEORGIA																	
OKLAHOMA																	
at Alabama																	
MISSISSIPPI STATE																	
at South Carolina																	
at Texas A&M																	
TEXAS																	
VANDERBILT																	
at Arkansas																	
TENNESSEE																	
at Mississippi State																	
at Oklahoma																	
ARKANSAS																	



# 6 ANNOR BOATENG

@annor2024

@annor.boat

Sophomore | Guard | 6-6 | 220 | Little Rock, Ark. | Little Rock Central High School

## CAREER STATISTICS

Season	TM	GP-GS	Min/Avg	FG	FGA	FG%	3PM	3PA	3P%	FTM	FTA	FT%	O	D	REB	AVG	PF	FO	AST	TO	BLK	STL	PTS	AVG
24-25	MIZ	17-7	109/6.4	9	26	34.6	1	10	10.0	13	19	68.4	4	6	10	0.6	12	0	5	9	1	6	32	1.9
25-26	MIZ	0-0	0/0.0	0	0	0.0	0	0	0.0	0	0	0.0	0	0	0	0.0	0	0	0	0	0	0	0	0.0
<b>TOTAL</b>		<b>17-7</b>	<b>109/6.4</b>	<b>9</b>	<b>26</b>	<b>34.6</b>	<b>1</b>	<b>10</b>	<b>10.0</b>	<b>13</b>	<b>19</b>	<b>68.4</b>	<b>4</b>	<b>6</b>	<b>10</b>	<b>0.6</b>	<b>12</b>	<b>0</b>	<b>5</b>	<b>9</b>	<b>1</b>	<b>6</b>	<b>32</b>	<b>1.9</b>

## 2025-26 NOTES

- Tallied 15 points – on just five field-goal attempts – to go with six rebounds, two assists and two steals in the Tigers' exhibition win over Kansas State (Oct. 24).

## PERSONAL

### BIRTHDAY

November 13, 2005

### CAREER AMBITIONS

Computer programming, data scientist or cybersecurity

## CAREER BESTS

### POINTS

S: n/a

C: 10, vs. MVSU, 11/14/24

### REBOUNDS

S: n/a

C: 3, vs. MVSU, 11/14/24

### ASSISTS

S: n/a

C: 1, 5x (last vs. South Carolina, 2/25/25)

### BLOCKED SHOTS

S: n/a

C: 1, at Auburn, 1/4/25

### STEALS

S: n/a

C: 2, vs. MVSU, 11/14/24

### MINUTES

S: n/a

C: 26, vs. MVSU, 11/14/24

### FIELD GOALS MADE

S: n/a

C: 3, vs. MVSU, 11/14/24

### 3-POINT FIELD GOALS MADE

S: n/a

C: 1, at Mississippi State, 2/1/25

### FREE THROWS MADE

S: n/a

C: 4, vs. MVSU, 11/14/24

## MISCELLANEOUS

	SEASON	CAREER
Led MU in Points	0	0
Led MU in Rebounds	0	0
Led MU in Assists	0	0
20+ Points	0	0
10+ Points	0	1
10+ Rebounds	0	0
5+ Assists	0	0
Double-Doubles	0	0


## 2024-25 GAME-BY-GAME STATISTICS

Opponent	GS	Min	FG	FGA	3FG	3FGA	FT	FTA	OFF	DEF	REB	PF	AST	TO	STL	BLK	PTS
at Howard																	
SEMO																	
VMI																	
MINNESOTA																	
PRAIRIE VIEW A&M																	
SOUTH DAKOTA																	
SOUTH CAROLINA STATE																	
CLEVELAND STATE																	
at Notre Dame																	
vs. Kansas																	
ALABAMA STATE																	
BETHUNE-COOKMAN																	
vs. Illinois																	
FLORIDA																	
at Kentucky																	
at Ole Miss																	
AUBURN																	
at LSU																	
GEORGIA																	
OKLAHOMA																	
at Alabama																	
MISSISSIPPI STATE																	
at South Carolina																	
at Texas A&M																	
TEXAS																	
VANDERBILT																	
at Arkansas																	
TENNESSEE																	
at Mississippi State																	
at Oklahoma																	
ARKANSAS																	



# 7 TRENT BURNS

 @Tr3ntB21

 @trent.burnsss

Redshirt Freshman | Center | 7-5 | 260 | Cypress, Texas | Good Vision Academy

## CAREER STATISTICS

Season	TM	GP-GS	Min/Avg	FG	FGA	FG%	3PM	3PA	3P%	FTM	FTA	FT%	O	D	REB	AVG	PF	FO	AST	TO	BLK	STL	PTS	AVG
25-26	MIZ	0-0	0/0.0	0	0	0.0	0	0	0.0	0	0	0.0	0	0	0	0.0	0.0	0	0	0	0	0	0	0.0

## 2025-26 NOTES

- Out with an injury.
- Also missed his true freshman season in 2024-25 with an injury.

## PERSONAL

### BIRTHDAY

May 24, 2005

### CAREER AMBITIONS

NBA Front Office

## CAREER BESTS

### POINTS

n/a

### REBOUNDS

n/a

### ASSISTS

n/a

### BLOCKED SHOTS

n/a

### STEALS

n/a

### MINUTES

n/a

### FIELD GOALS MADE

n/a

### 3-POINT FIELD GOALS MADE

n/a

### FREE THROWS MADE

n/a

## MISCELLANEOUS

	SEASON	CAREER
Led MU in Points	0	0
Led MU in Rebounds	0	0
Led MU in Assists	0	0
20+ Points	0	0
10+ Points	0	0
10+ Rebounds	0	0
5+ Assists	0	0
Double-Doubles	0	0

## 2025-26 GAME-BY-GAME STATISTICS

Opponent	GS	Min	FG	FGA	3FG	3FGA	FT	FTA	OFF	DEF	REB	PF	AST	TO	STL	BLK	PTS
at Howard																	
SEMO																	
VMI																	
MINNESOTA																	
PRAIRIE VIEW A&M																	
SOUTH DAKOTA																	
SOUTH CAROLINA STATE																	
CLEVELAND STATE																	
at Notre Dame																	
vs. Kansas																	
ALABAMA STATE																	
BETHUNE-COOKMAN																	
vs. Illinois																	
FLORIDA																	
at Kentucky																	
at Ole Miss																	
AUBURN																	
at LSU																	
GEORGIA																	
OKLAHOMA																	
at Alabama																	
MISSISSIPPI STATE																	
at South Carolina																	
at Texas A&M																	
TEXAS																	
VANDERBILT																	
at Arkansas																	
TENNESSEE																	
at Mississippi State																	
at Oklahoma																	
ARKANSAS																	



# 11 TRENT PIERCE

@trentpierce22

@trentpierce22

Junior | Guard / Forward | 6-10 | 225 | Tulsa, Okla. | AZ Compass Prep

## CAREER STATISTICS

Season	TM	GP-GS	Min/Avg	FG	FGA	FG%	3PM	3PA	3P%	FTM	FTA	FT%	O	D	REB	AVG	PF	FO	AST	TO	BLK	STL	PTS	AVG
23-24	MIZ	21- 3	137/6.5	16	46	34.8	5	29	17.2	1	6	16.7	4	22	26	1.2	23	1	1	9	4	7	38	1.8
24-25	MIZ	33-19	563/17.1	76	161	47.2	32	97	33.0	36	62	58.1	38	69	107	3.2	60	0	32	21	6	21	220	6.7
25-26	MIZ	0- 0	0/0.0	0	0	0.0	0	0	0.0	0	0	0.0	0	0	0	0.0	0	0	0	0	0	0	0	0.0
<b>TOTAL</b>		<b>54-22</b>	<b>700/13.0</b>	<b>92</b>	<b>207</b>	<b>44.4</b>	<b>37</b>	<b>126</b>	<b>29.4</b>	<b>37</b>	<b>68</b>	<b>54.4</b>	<b>42</b>	<b>91</b>	<b>133</b>	<b>2.5</b>	<b>83</b>	<b>1</b>	<b>33</b>	<b>30</b>	<b>10</b>	<b>28</b>	<b>258</b>	<b>4.8</b>

## 2025-26 NOTES

- Raised his scoring average by 4.9 points from his freshman to sophomore season, while improving his field goal mark by 12.4 percent and his 3-point clip by 15.8 percent.

## PERSONAL

### BIRTHDAY

October 22, 2004

### CAREER AMBITIONS

Engineering

## CAREER BESTS

### POINTS

S: n/a

C: 24, vs. LIU, 12/14/24

### REBOUNDS

S: n/a

C: 8, vs. Alabama State, 12/30/24

### ASSISTS

S: n/a

C: 5, vs. Alabama, 2/19/25

### BLOCKED SHOTS

S: n/a

C: 1, 9x (last at Arkansas, 2/22/25)

### STEALS

S: n/a

C: 3, 2x (last vs. LIU, 12/14/24)

### MINUTES

S: n/a

C: 33, vs. Ole Miss, 1/25/25

### FIELD GOALS MADE

S: n/a

C: 8, vs. LIU, 12/14/24

### 3-POINT FIELD GOALS MADE

S: n/a

C: 5, vs. LIU, 12/14/24

### FREE THROWS MADE

S: n/a

C: 5, vs. Pacific, 11/22/24

## MISCELLANEOUS

	SEASON	CAREER
Led MU in Points	0	1
Led MU in Rebounds	0	1
Led MU in Assists	0	3
20+ Points	0	1
10+ Points	0	8
10+ Rebounds	0	0
5+ Assists	0	1
Double-Doubles	0	0

## 2025-26 GAME-BY-GAME STATISTICS

Opponent	GS	Min	FG	FGA	3FG	3FGA	FT	FTA	OFF	DEF	REB	PF	AST	TO	STL	BLK	PTS
at Howard																	
SEMO																	
VMI																	
MINNESOTA																	
PRAIRIE VIEW A&M																	
SOUTH DAKOTA																	
SOUTH CAROLINA STATE																	
CLEVELAND STATE																	
at Notre Dame																	
vs. Kansas																	
ALABAMA STATE																	
BETHUNE-COOKMAN																	
vs. Illinois																	
FLORIDA																	
at Kentucky																	
at Ole Miss																	
AUBURN																	
at LSU																	
GEORGIA																	
OKLAHOMA																	
at Alabama																	
MISSISSIPPI STATE																	
at South Carolina																	
at Texas A&M																	
TEXAS																	
VANDERBILT																	
at Arkansas																	
TENNESSEE																	
at Mississippi State																	
at Oklahoma																	
ARKANSAS																	



# 12 SEBASTIAN MACK

@S\_mack1221  
 @\_bazmack\_

Junior | Guard | 6-3 | 195 | Chicago, Ill. | UCLA

## CAREER STATISTICS

Season	TM	GP-GS	Min/Avg	FG	FGA	FG%	3PM	3PA	3P%	FTM	FTA	FT%	O	D	REB	AVG	PF	FO	AST	TO	BLK	STL	PTS	AVG
23-24	UCLA	33-30	882/26.7	123	318	38.7	28	99	28.3	125	172	72.7	21	97	118	3.6	77	0	52	52	2	44	399	12.1
24-25	UCLA	34- 1	713/21.0	101	237	42.6	22	70	31.4	101	136	74.3	10	62	72	2.1	59	2	59	47	1	31	325	9.6
25-26	MIZ	0- 0	0/0.0	0	0	0.0	0	0	0.0	0	0	0.0	0	0	0	0.0	0	0	0	0	0	0	0	0.0
<b>TOTAL</b>		<b>67-31</b>	<b>1595/23.8</b>	<b>224</b>	<b>555</b>	<b>40.4</b>	<b>50</b>	<b>169</b>	<b>29.6</b>	<b>226</b>	<b>308</b>	<b>73.4</b>	<b>31</b>	<b>159</b>	<b>190</b>	<b>2.8</b>	<b>136</b>	<b>2</b>	<b>111</b>	<b>99</b>	<b>3</b>	<b>75</b>	<b>724</b>	<b>10.8</b>

## CAREER HONORS

- 2023-24 All-Pac 12 Freshman Team

## 2025-26 NOTES

- Averaged 10.8 points in two seasons with UCLA.
- Led the Bruins in free throws in both of his seasons, making 125 in 2023-24 and 101 in 2024-25.

## PERSONAL

### BIRTHDAY

February 13, 2004

## SEASON & CAREER BESTS

### POINTS

S: n/a

C: 27, vs. Cal State Northridge, 12/19/23

### REBOUNDS

S: n/a

C: 7, 2x (last vs. Michigan, 1/7/25)

### ASSISTS

S: n/a

C: 6, at Nebraska, 1/4/25

### BLOCKED SHOTS

S: n/a

C: 1, 3x (last vs. Michigan, 1/7/25)

### STEALS

S: n/a

C: 5, vs. Chaminade, 11/21/23

### MINUTES

S: n/a

C: 39, vs. Maryland, 12/22/23

### FIELD GOALS MADE

S: n/a

C: 7, 4x (last vs. Colorado, 2/15/24)

### 3-POINT FIELD GOALS MADE

S: n/a

C: 4, at. Stanford, 2/7/24

### FREE THROWS MADE

S: n/a

C: 15, vs. Idaho State, 11/20/24

## MISCELLANEOUS

	SEASON	CAREER
Led MU in Points	0	0
Led MU in Rebounds	0	0
Led MU in Assists	0	0
20+ Points	0	7
10+ Points	0	37
10+ Rebounds	0	0
5+ Assists	0	3
Double-Doubles	0	0

## 2025-26 GAME-BY-GAME STATISTICS

Opponent	GS	Min	FG	FGA	3FG	3FGA	FT	FTA	OFF	DEF	REB	PF	AST	TO	STL	BLK	PTS
at Howard																	
SEMO																	
VMI																	
MINNESOTA																	
PRAIRIE VIEW A&M																	
SOUTH DAKOTA																	
SOUTH CAROLINA STATE																	
CLEVELAND STATE																	
at Notre Dame																	
vs. Kansas																	
ALABAMA STATE																	
BETHUNE-COOKMAN																	
vs. Illinois																	
FLORIDA																	
at Kentucky																	
at Ole Miss																	
AUBURN																	
at LSU																	
GEORGIA																	
OKLAHOMA																	
at Alabama																	
MISSISSIPPI STATE																	
at South Carolina																	
at Texas A&M																	
TEXAS																	
VANDERBILT																	
at Arkansas																	
TENNESSEE																	
at Mississippi State																	
at Oklahoma																	
ARKANSAS																	



# 14 JEVON PORTER

Senior | Forward | 6-11 | 230 | Columbia, Mo. | Loyola Marymount

## CAREER STATISTICS

Season	TM	GP-GS	Min/Avg	FG	FGA	FG%	3PM	3PA	3P%	FTM	FTA	FT%	O	D	REB	AVG	PF	FO	AST	TO	BLK	STL	PTS	AVG
22-23	PEP	31-31	879/28.4	141	291	48.5	34	97	35.1	60	85	70.6	69	153	222	7.2	99	6	27	57	27	29	376	12.1
23-24	PEP	21-18	661/31.5	121	285	42.5	28	94	29.8	71	92	77.2	54	70	124	5.9	49	0	35	36	21	16	341	16.2
24-25	LMU	31-30	958/30.9	137	348	39.4	48	152	31.6	64	94	68.1	62	160	222	7.2	94	4	59	58	35	25	386	12.5
25-26	MIZ	0-0	0/0.0	0	0	0.0	0	0	0.0	0	0	0.0	0	0	0	0.0	0	0	0	0	0	0	0	0.0
<b>TOTAL</b>		<b>83-79</b>	<b>2499/30.1</b>	<b>399</b>	<b>924</b>	<b>43.2</b>	<b>110</b>	<b>343</b>	<b>32.1</b>	<b>195</b>	<b>271</b>	<b>72.0</b>	<b>185</b>	<b>383</b>	<b>568</b>	<b>6.8</b>	<b>242</b>	<b>10</b>	<b>121</b>	<b>151</b>	<b>83</b>	<b>70</b>	<b>1103</b>	<b>13.3</b>

## 2025-26 NOTES

- One of 11 players nationally to total at least 350 points, 200 rebounds, 40 made 3-pointers and 35 blocks last season.
- Brother of current Brooklyn Nets player and former Mizzou standout, Michael Porter Jr.

## PERSONAL

### BIRTHDAY

June 27, 2003

## SEASON & CAREER BESTS

### POINTS

S: n/a

C: 30, vs. BYU, 2/9/23

### REBOUNDS

S: n/a

C: 14, vs. George Washington, 12/23/22

### ASSISTS

S: n/a

C: 9, vs. Prairie View A&M, 12/14/24

### BLOCKED SHOTS

S: n/a

C: 4, 2x (last vs. Wyoming, 11/27/24)

### STEALS

S: n/a

C: 5, 2x (last at Gonzaga, 1/4/24)

### MINUTES

S: n/a

C: 42, vs. Portland, 2/4/23

### FIELD GOALS MADE

S: n/a

C: 11, 2x (last vs. Wyoming, 11/27/24)

### 3-POINT FIELD GOALS MADE

S: n/a

C: 6, vs. Wyoming, 11/27/24

### FREE THROWS MADE

S: n/a

C: 10, vs. Pacific, 3/7/24

## MISCELLANEOUS

	SEASON	CAREER
Led MU in Points	0	0
Led MU in Rebounds	0	0
Led MU in Assists	0	0
30+ Points	0	1
20+ Points	0	14
10+ Points	0	59
10+ Rebounds	0	19
5+ Assists	0	3
Double-Doubles	0	17

## 2025-26 GAME-BY-GAME STATISTICS

Opponent	GS	Min	FG	FGA	3FG	3FGA	FT	FTA	OFF	DEF	REB	PF	AST	TO	STL	BLK	PTS
at Howard																	
SEMO																	
VMI																	
MINNESOTA																	
PRAIRIE VIEW A&M																	
SOUTH DAKOTA																	
SOUTH CAROLINA STATE																	
CLEVELAND STATE																	
at Notre Dame																	
vs. Kansas																	
ALABAMA STATE																	
BETHUNE-COOKMAN																	
vs. Illinois																	
FLORIDA																	
at Kentucky																	
at Ole Miss																	
AUBURN																	
at LSU																	
GEORGIA																	
OKLAHOMA																	
at Alabama																	
MISSISSIPPI STATE																	
at South Carolina																	
at Texas A&M																	
TEXAS																	
VANDERBILT																	
at Arkansas																	
TENNESSEE																	
at Mississippi State																	
at Oklahoma																	
ARKANSAS																	



# 15 SHAWN PHILLIPS JR.

@theshawnphillips

Senior | Center | 7-0 | 245 | Dayton, Ohio | Arizona State

## CAREER STATISTICS

Season	TM	GP-GS	Min/Avg	FG	FGA	FG%	3PM	3PA	3P%	FTM	FTA	FT%	O	D	REB	AVG	PF	FO	AST	TO	BLK	STL	PTS	AVG
22-23	LSU	20-0	147/7.4	10	22	45.5	0	0	0.0	7	13	53.8	18	25	43	2.2	27	0	4	6	7	4	27	1.4
23-24	ASU	24-12	346/14.4	57	103	55.3	0	0	0.0	17	35	48.6	26	53	79	3.3	68	3	9	28	26	9	131	5.5
24-25	ASU	31-12	558/18.0	67	117	57.3	0	0	0.0	33	55	60.0	47	114	161	5.2	92	4	18	42	34	6	167	5.4
25-26	MIZ	0-0	0/0.0	0	0	0.0	0	0	0.0	0	0	0.0	0	0	0	0.0	0	0	0	0	0	0	0	0.0
<b>TOTAL</b>		<b>75-24</b>	<b>1051/14.0</b>	<b>134</b>	<b>242</b>	<b>55.4</b>	<b>0</b>	<b>0</b>	<b>0.0</b>	<b>57</b>	<b>103</b>	<b>55.3</b>	<b>91</b>	<b>192</b>	<b>283</b>	<b>3.8</b>	<b>187</b>	<b>7</b>	<b>31</b>	<b>76</b>	<b>67</b>	<b>19</b>	<b>325</b>	<b>4.3</b>

## PERSONAL

### BIRTHDAY

April 13, 2004

## SEASON & CAREER BESTS

### POINTS

S: n/a

C: 15, at Texas Tech, 2/12/25

### REBOUNDS

S: n/a

C: 14, vs. Kansas State, 3/11/25

### ASSISTS

S: n/a

C: 3, 2x (last vs Kansas State, 3/11/25)

### BLOCKED SHOTS

S: n/a

C: 4, vs Iowa State, 1/25/25

### STEALS

S: n/a

C: 1, 19x (last at Arizona, 3/4/25)

### MINUTES

S: n/a

C: 36, vs. BYU, 2/26/25

### FIELD GOALS MADE

S: n/a

C: 7, at Texas Tech, 2/12/25

### 3-POINT FIELD GOALS MADE

S: n/a

C: n/a

### FREE THROWS MADE

S: n/a

C: 5, vs. BYU, 2/26/25

## MISCELLANEOUS

	SEASON	CAREER
Led MU in Points	0	0
Led MU in Rebounds	0	0
Led MU in Assists	0	0
20+ Points	0	0
10+ Points	0	10
10+ Rebounds	0	3
5+ Assists	0	0
Double-Doubles	0	3

## 2025-26 NOTES

- Started 12 of the final 13 games at Arizona State in 2024-25, tallying 7.8 points, 7.0 rebounds and 1.8 blocks per game.
- Recorded a double-double with 14 points and 10 boards in Mizzou's exhibition win over Kansas State (Oct. 24).

## 2025-26 GAME-BY-GAME STATISTICS

Opponent	GS	Min	FG	FGA	3FG	3FGA	FT	FTA	OFF	DEF	REB	PF	AST	TO	STL	BLK	PTS
at Howard																	
SEMO																	
VMI																	
MINNESOTA																	
PRAIRIE VIEW A&M																	
SOUTH DAKOTA																	
SOUTH CAROLINA STATE																	
CLEVELAND STATE																	
at Notre Dame																	
vs. Kansas																	
ALABAMA STATE																	
BETHUNE-COOKMAN																	
vs. Illinois																	
FLORIDA																	
at Kentucky																	
at Ole Miss																	
AUBURN																	
at LSU																	
GEORGIA																	
OKLAHOMA																	
at Alabama																	
MISSISSIPPI STATE																	
at South Carolina																	
at Texas A&M																	
TEXAS																	
VANDERBILT																	
at Arkansas																	
TENNESSEE																	
at Mississippi State																	
at Oklahoma																	
ARKANSAS																	



# 17 JAYDEN STONE

@JaydenSballin  
 @jayshawstone

Graduate | Guard | 6-4 | 185 | Perth, Australia | West Virginia

## CAREER STATISTICS

Season	TM	GP-GS	Min/Avg	FG	FGA	FG%	3PM	3PA	3P%	FTM	FTA	FT%	O	D	REB	AVG	PF	FO	AST	TO	BLK	STL	PTS	AVG
20-21	GCU	15- 0	199/13.3	19	56	33.9	9	31	29.0	10	10	100.0	2	15	17	1.1	9	0	19	10	0	9	57	3.8
21-22	GCU	15- 0	128/8.5	14	28	50.0	4	12	33.3	13	18	72.2	7	17	24	1.6	8	0	6	6	0	2	45	3.0
22-23	UDM	13-13	408/31.4	62	126	49.2	27	52	51.9	30	35	85.7	9	60	69	5.3	20	0	28	16	1	8	181	13.9
23-24	UDM	26-25	934/35.9	188	445	42.2	62	199	31.2	104	131	79.4	23	122	145	5.6	45	0	69	66	7	40	542	20.8
25-26	MIZ	0- 0	0/0.0	0	0	0.0	0	0	0.0	0	0	0.0	0	0	0	0.0	0	0	0	0	0	0	0	0.0
<b>TOTAL</b>		<b>69-38</b>	<b>1669/24.2</b>	<b>283</b>	<b>655</b>	<b>43.2</b>	<b>102</b>	<b>294</b>	<b>34.7</b>	<b>157</b>	<b>194</b>	<b>80.9</b>	<b>41</b>	<b>214</b>	<b>255</b>	<b>3.7</b>	<b>82</b>	<b>0</b>	<b>122</b>	<b>98</b>	<b>8</b>	<b>59</b>	<b>825</b>	<b>12.0</b>

## 2025-26 NOTES

- Missed the 2024-25 season with West Virginia due to an injury.
- Ranked 22nd nationally in scoring during the 2023-24 campaign, averaging 20.8 points per game with Detroit Mercy.
- Tied for team lead with 16 points in Mizzou's exhibition win versus Kansas State (Oct. 24).

## PERSONAL

### BIRTHDAY

November 10, 2000

## SEASON & CAREER BESTS

### POINTS

S: n/a

C: 36, at Robert Morris, 1/17/24

### REBOUNDS

S: n/a

C: 12, vs. Rochester Christian, 11/8/22

### ASSISTS

S: n/a

C: 10, at Milwaukee, 1/25/24

### BLOCKED SHOTS

S: n/a

C: 2, at Northern Kentucky, 2/10/24

### STEALS

S: n/a

C: 6, vs. Ball State, 12/6/23

### MINUTES

S: n/a

C: 49, at Robert Morris, 1/17/24

### FIELD GOALS MADE

S: n/a

C: 12, 2x (last at Robert Morris, 1/17/24)

### 3-POINT FIELD GOALS MADE

S: n/a

C: 6, at Northern Kentucky, 1/8/23

### FREE THROWS MADE

S: n/a

C: 8, 5x (last vs Purdue Fort Wayne, 2/17/24)

## MISCELLANEOUS

	SEASON	CAREER
Led MU in Points	0	0
Led MU in Rebounds	0	0
Led MU in Assists	0	0
30+ Points	0	3
20+ Points	0	20
10+ Points	0	32
10+ Rebounds	0	2
5+ Assists	0	3
Double-Doubles	0	3

## 2025-26 GAME-BY-GAME STATISTICS

Opponent	GS	Min	FG	FGA	3FG	3FGA	FT	FTA	OFF	DEF	REB	PF	AST	TO	STL	BLK	PTS
at Howard																	
SEMO																	
VMI																	
MINNESOTA																	
PRAIRIE VIEW A&M																	
SOUTH DAKOTA																	
SOUTH CAROLINA STATE																	
CLEVELAND STATE																	
at Notre Dame																	
vs. Kansas																	
ALABAMA STATE																	
BETHUNE-COOKMAN																	
vs. Illinois																	
FLORIDA																	
at Kentucky																	
at Ole Miss																	
AUBURN																	
at LSU																	
GEORGIA																	
OKLAHOMA																	
at Alabama																	
MISSISSIPPI STATE																	
at South Carolina																	
at Texas A&M																	
TEXAS																	
VANDERBILT																	
at Arkansas																	
TENNESSEE																	
at Mississippi State																	
at Oklahoma																	
ARKANSAS																	



# 24 NICHOLAS RANDALL

@24\_butta

@24.\_butta

Freshman | Guard / Forward | 6-9 | 240 | St. Louis, Mo. | AZ Compass Prep

## CAREER STATISTICS

Season	TM	GP-GS	Min/Avg	FG	FGA	FG%	3PM	3PA	3P%	FTM	FTA	FT%	O	D	REB	AVG	PF	FO	AST	TO	BLK	STL	PTS	AVG
25-26	MIZ	0-0	0/0.0	0	0	0.0	0	0	0.0	0	0	0.0	0	0	0	0.0	0	0	0	0	0	0	0	0.0

## 2025-26 NOTES

- One of two freshmen on the roster in 2025-26.
- Ranked as high as the nation's No. 78 player by ESPN.

## PERSONAL

### BIRTHDAY

December 29, 2006

## CAREER BESTS

### POINTS

n/a

### REBOUNDS

n/a

### ASSISTS

n/a

### BLOCKED SHOTS

n/a

### STEALS

n/a

### MINUTES

n/a

### FIELD GOALS MADE

n/a

### 3-POINT FIELD GOALS MADE

n/a

### FREE THROWS MADE


n/a

## MISCELLANEOUS

	SEASON	CAREER
Led MU in Points	0	0
Led MU in Rebounds	0	0
Led MU in Assists	0	0
20+ Points	0	0
10+ Points	0	0
10+ Rebounds	0	0
5+ Assists	0	0
Double-Doubles	0	0

## 2025-26 GAME-BY-GAME STATISTICS

Opponent	GS	Min	FG	FGA	3FG	3FGA	FT	FTA	OFF	DEF	REB	PF	AST	TO	STL	BLK	PTS
at Howard																	
SEMO																	
VMI																	
MINNESOTA																	
PRAIRIE VIEW A&M																	
SOUTH DAKOTA																	
SOUTH CAROLINA STATE																	
CLEVELAND STATE																	
at Notre Dame																	
vs. Kansas																	
ALABAMA STATE																	
BETHUNE-COOKMAN																	
vs. Illinois																	
FLORIDA																	
at Kentucky																	
at Ole Miss																	
AUBURN																	
at LSU																	
GEORGIA																	
OKLAHOMA																	
at Alabama																	
MISSISSIPPI STATE																	
at South Carolina																	
at Texas A&M																	
TEXAS																	
VANDERBILT																	
at Arkansas																	
TENNESSEE																	
at Mississippi State																	
at Oklahoma																	
ARKANSAS																	



# 25 MARK MITCHELL

@Mark\_mitchell25

@mark.mitchell25

Senior | Guard / Forward | 6-9 | 230 | Kansas City, Kan. | Duke

## CAREER STATISTICS

Season	TM	GP-GS	Min/Avg	FG	FGA	FG%	3PM	3PA	3P%	FTM	FTA	FT%	O	D	REB	AVG	Pf	FO	AST	TO	BLK	STL	PTS	AVG
22-23	DUKE	35-35	948/27.1	114	243	46.9	19	54	35.2	71	93	76.3	47	111	158	4.5	35	0	42	46	18	22	318	9.1
23-24	DUKE	33-32	945/28.6	136	252	54.0	11	40	27.5	99	159	62.3	74	123	197	6.0	54	1	36	38	24	26	382	11.6
24-25	MIZ	33-33	917/27.8	152	301	50.5	13	50	26.0	142	212	67.0	47	107	154	4.7	54	0	64	53	25	32	459	13.9
25-26	MIZ	0-0	0/0.0	0	0	0.0	0	0	0.0	0	0	0.0	0	0	0	0.0	0	0	0	0	0	0	0	0.0
<b>TOTAL</b>		<b>101-100</b>	<b>2809/27.8</b>	<b>402</b>	<b>796</b>	<b>50.5</b>	<b>43</b>	<b>144</b>	<b>29.9</b>	<b>312</b>	<b>464</b>	<b>67.2</b>	<b>168</b>	<b>341</b>	<b>509</b>	<b>5.0</b>	<b>143</b>	<b>1</b>	<b>142</b>	<b>137</b>	<b>67</b>	<b>80</b>	<b>1159</b>	<b>11.5</b>

## PERSONAL

### BIRTHDAY

September 1, 2003

### CAREER AMBITIONS

Sports Analyst

## SEASON & CAREER BESTS

### POINTS

S: n/a

C: 31, vs. Alabama, 2/19/25

### REBOUNDS

S: n/a

C: 14, at Notre Dame, 1/6/24

### ASSISTS

S: n/a

C: 6, vs. Jacksonville State, 12/17/24

### BLOCKED SHOTS

S: n/a

C: 3, 4x (last vs. Jax State, 12/17/24)

### STEALS

S: n/a

C: 5, vs. MVSU, 11/14/24

### MINUTES

S: n/a

C: 41, at Vanderbilt, 3/1/25

### FIELD GOALS MADE

S: n/a

C: 11, vs. Alabama, 2/19/25

### 3-POINT FIELD GOALS MADE

S: n/a

C: 2, 10x (last vs. Kentucky, 3/8/25)

### FREE THROWS MADE

S: n/a

C: 13, vs. Oklahoma, 2/12/25

## MISCELLANEOUS

	SEASON	CAREER
Led MU in Points	0	9
Led MU in Rebounds	0	13
Led MU in Assists	0	5
30+ Points	0	1
20+ Points	0	11
10+ Points	0	60
10+ Rebounds	0	3
5+ Assists	0	3
Double-Doubles	0	3

## CAREER HONORS


- 2025-26 Preseason All-SEC Second Team (Media & Coaches)
- 2024-25 NABC All-Central District Second Team
- 2024-25 All-SEC Second Team (Media)
- 2024-25 All-SEC Third Team (Coaches)

## 2025-26 NOTES

- Team captain.
- Named to the Preseason All-SEC Second Team.
- Led Mizzou with 13.9 points in 2024-25 – his 13.9 average is the highest by a returning Tiger since 2011-12.
- One of 14 players in the nation to total 450 points, 150 rebounds, 60 assists, 30 steals and 25 blocks last season.
- Ranked third in the SEC and 35th nationally with 212 free-throw attempts in 2024-25.

## 2025-26 GAME-BY-GAME STATISTICS

Opponent	GS	Min	FG	FGA	3FG	3FGA	FT	FTA	OFF	DEF	REB	Pf	AST	TO	STL	BLK	PTS
at Howard																	
SEMO																	
VMI																	
MINNESOTA																	
PRAIRIE VIEW A&M																	
SOUTH DAKOTA																	
SOUTH CAROLINA STATE																	
CLEVELAND STATE																	
at Notre Dame																	
vs. Kansas																	
ALABAMA STATE																	
BETHUNE-COOKMAN																	
vs. Illinois																	
FLORIDA																	
at Kentucky																	
at Ole Miss																	
AUBURN																	
at LSU																	
GEORGIA																	
OKLAHOMA																	
at Alabama																	
MISSISSIPPI STATE																	
at South Carolina																	
at Texas A&M																	
TEXAS																	
VANDERBILT																	
at Arkansas																	
TENNESSEE																	
at Mississippi State																	
at Oklahoma																	
ARKANSAS																	



# 35 JACOB CREWS

@JacobCrews0

@j\_crews35

Graduate | Guard / Forward | 6-8 | 215 | Hilliard, Fla. | UT Martin

## CAREER STATISTICS

Season	TM	GP-GS	Min/Avg	FG	FGA	FG%	3PM	3PA	3P%	FTM	FTA	FT%	O	D	REB	AVG	PF	FO	AST	TO	BLK	STL	PTS	AVG
20-21	UNF	22- 3	291/13.2	34	108	31.5	25	83	30.1	7	8	87.5	11	31	42	1.9	16	0	6	13	5	7	100	4.5
21-22	UNF	9- 0	97/10.8	8	36	22.2	6	28	21.4	1	2	50.0	5	11	16	1.8	4	0	5	9	3	1	23	2.6
23-24	UTM	32-32	1066/33.3	206	425	48.5	89	215	41.4	111	136	81.6	65	198	263	8.2	49	0	34	42	15	26	612	19.1
24-25	MIZ	33- 0	426/12.9	65	172	37.8	40	119	33.6	14	19	73.7	24	45	69	2.1	32	0	11	8	3	10	184	5.6
25-26	MIZ	0- 0	0/0.0	0	0	0.0	0	0	0.0	0	0	0.0	0	0	0	0.0	0	0	0	0	0	0	0	0.0
<b>TOTAL</b>		<b>96-35</b>	<b>1881/19.6</b>	<b>313</b>	<b>741</b>	<b>42.2</b>	<b>160</b>	<b>445</b>	<b>36.0</b>	<b>133</b>	<b>165</b>	<b>80.6</b>	<b>105</b>	<b>285</b>	<b>390</b>	<b>4.1</b>	<b>101</b>	<b>0</b>	<b>56</b>	<b>72</b>	<b>26</b>	<b>44</b>	<b>916</b>	<b>9.6</b>

## PERSONAL

### BIRTHDAY

July 17, 2000

### CAREER AMBITIONS

Continue to play professionally

## SEASON & CAREER BESTS

### POINTS

S: n/a

C: 35, vs. Little Rock, 1/13/24

### REBOUNDS

S: n/a

C: 17, vs. Brescia, 11/13/23

### ASSISTS

S: n/a

C: 3, at McNeese State, 12/2/23

### BLOCKED SHOTS

S: n/a

C: 2, 5x (last vs. Morehead St, 3/8/24)

### STEALS

S: n/a

C: 4, North Alabama, 11/22/23

### MINUTES

S: n/a

C: 40, vs. Morehead State, 3/8/24

### FIELD GOALS MADE

S: n/a

C: 11, 2x (last vs. Morehead St, 2/17/24)

### 3-POINT FIELD GOALS MADE

S: n/a

C: 6, 2x (last vs. Jax State, 12/17/24)

### FREE THROWS MADE

S: n/a

C: 13, vs. Little Rock, 1/13/24

## MISCELLANEOUS

	SEASON	CAREER
Led MU in Points	0	1
Led MU in Rebounds	0	0
Led MU in Assists	0	0
30+ Points	0	4
20+ Points	0	16
10+ Points	0	37
10+ Rebounds	0	9
5+ Assists	0	0
Double-Doubles	0	9

## CAREER HONORS

- 2023-24 All-Ohio Valley Conference
- 2023-24 Ohio Valley Conference All-Newcomer Team
- 2023-24 NABC All-District First Team

## 2025-26 NOTES

- Tallied 7.8 points in the final 14 games of the 2024-25 season, shooting 38.9 percent from 3-point range.

## 2025-26 GAME-BY-GAME STATISTICS

Opponent	GS	Min	FG	FGA	3FG	3FGA	FT	FTA	OFF	DEF	REB	PF	AST	TO	STL	BLK	PTS
at Howard																	
SEMO																	
VMI																	
MINNESOTA																	
PRAIRIE VIEW A&M																	
SOUTH DAKOTA																	
SOUTH CAROLINA STATE																	
CLEVELAND STATE																	
at Notre Dame																	
vs. Kansas																	
ALABAMA STATE																	
BETHUNE-COOKMAN																	
vs. Illinois																	
FLORIDA																	
at Kentucky																	
at Ole Miss																	
AUBURN																	
at LSU																	
GEORGIA																	
OKLAHOMA																	
at Alabama																	
MISSISSIPPI STATE																	
at South Carolina																	
at Texas A&M																	
TEXAS																	
VANDERBILT																	
at Arkansas																	
TENNESSEE																	
at Mississippi State																	
at Oklahoma																	
ARKANSAS																	



# 45 LUKE NORTHWEATHER

@l\_northweather  
 @luke.northweather

Junior | Forward | 6-11 | 235 | Jefferson City, Mo. | Oklahoma

## CAREER STATISTICS

Season	TM	GP-GS	Min/Avg	FG	FGA	FG%	3PM	3PA	3P%	FTM	FTA	FT%	O	D	REB	AVG	PF	FO	AST	TO	BLK	STL	PTS	AVG
23-24	OKLA	25-0	214/8.6	17	42	40.5	8	30	26.7	9	11	81.8	11	27	38	1.5	21	0	11	9	8	3	51	2.0
24-25	OKLA	30-0	340/11.3	27	63	42.9	17	50	34.0	10	14	71.4	7	37	44	1.5	34	0	11	3	7	2	81	2.7
25-26	MIZ	0-0	0/0.0	0	0	0.0	0	0	0.0	0	0	0.0	0	0	0	0.0	0	0	0	0	0	0	0	0.0
<b>TOTAL</b>		<b>55-0</b>	<b>554/10.1</b>	<b>44</b>	<b>105</b>	<b>41.9</b>	<b>25</b>	<b>80</b>	<b>31.3</b>	<b>19</b>	<b>25</b>	<b>76.0</b>	<b>18</b>	<b>64</b>	<b>82</b>	<b>1.5</b>	<b>55</b>	<b>0</b>	<b>22</b>	<b>12</b>	<b>15</b>	<b>5</b>	<b>132</b>	<b>2.4</b>

## 2025-26 NOTES

### PERSONAL

#### BIRTHDAY

August 28, 2003

### SEASON & CAREER BESTS

#### POINTS

S: n/a  
C: 10, 2x (last at Texas 3/8/25)

#### REBOUNDS

S: n/a  
C: 7, vs. Arizona, 11/28/24

#### ASSISTS

S: n/a  
C: 3, 2x (last vs. Georgia, 3/12/25)

#### BLOCKED SHOTS

S: n/a  
C: 2, 2x (last vs. Arizona, 11/28/24)

#### STEALS

S: n/a  
C: 1, 5x (last vs. South Carolina 1/18/25)

#### MINUTES

S: n/a  
C: 23, at Iowa State, 2/28/24

#### FIELD GOALS MADE

S: n/a  
C: 4, at Texas, 3/8/25

#### 3-POINT FIELD GOALS MADE

S: n/a  
C: 2, 5x (last vs Kentucky 3/13/25)

#### FREE THROWS MADE

S: n/a  
C: 3, at Arkansas, 1/25/25

### MISCELLANEOUS

	SEASON	CAREER
Led MU in Points	0	0
Led MU in Rebounds	0	0
Led MU in Assists	0	0
20+ Points	0	0
10+ Points	0	2
10+ Rebounds	0	0
5+ Assists	0	0
Double-Doubles	0	0

## 2025-26 GAME-BY-GAME STATISTICS

Opponent	GS	Min	FG	FGA	3FG	3FGA	FT	FTA	OFF	DEF	REB	PF	AST	TO	STL	BLK	PTS
at Howard																	
SEMO																	
VMI																	
MINNESOTA																	
PRAIRIE VIEW A&M																	
SOUTH DAKOTA																	
SOUTH CAROLINA STATE																	
CLEVELAND STATE																	
at Notre Dame																	
vs. Kansas																	
ALABAMA STATE																	
BETHUNE-COOKMAN																	
vs. Illinois																	
FLORIDA																	
at Kentucky																	
at Ole Miss																	
AUBURN																	
at LSU																	
GEORGIA																	
OKLAHOMA																	
at Alabama																	
MISSISSIPPI STATE																	
at South Carolina																	
at Texas A&M																	
TEXAS																	
VANDERBILT																	
at Arkansas																	
TENNESSEE																	
at Mississippi State																	
at Oklahoma																	
ARKANSAS																	

Game Records

Record	Overall	Home	Away	Neutral
ALL GAMES	22-12	18-2	3-7	1-3
CONFERENCE	10-8	7-2	3-6	0-0
NON-CONFERENCE	12-4	11-0	0-1	1-3

Score by Periods

Team	1st	2nd	OT	TOT
Missouri	1388	1444	12	2844
Opponents	1149	1339	16	2504

Team Box Score

No.	Player	Total			3-Point			F-Throw		Rebounds				Other Stats								
		GP-GS	MIN	AVG	FG-FGA	FG%	3FG-3FGA	3FG%	FT-FTA	FT%	OFF	DEF	TOT	AVG	PF	DQ	A	TO	BLK	STL	PTS	AVG
25	MITCHELL, Mark	33-33	916:30	27.8	152-301	.505	13-50	.260	142-212	.670	47	107	154	4.7	54	0	64	53	25	32	459	13.9
31	GRILL, Caleb	29-2	760:49	26.2	125-265	.472	78-197	.396	70-81	.864	22	82	104	3.6	49	1	33	27	2	49	398	13.7
2	BATES, Tamar	34-34	883:19	26.0	156-307	.508	52-131	.397	87-92	.946	23	66	89	2.6	60	1	34	44	5	44	451	13.3
0	ROBINSON II, Anthony	33-31	759:56	23.0	85-176	.483	20-50	.400	108-140	.771	30	73	103	3.1	101	3	114	56	6	67	298	9.0
12	PERKINS, Tony	32-28	743:05	23.2	91-190	.479	17-55	.309	78-103	.757	25	55	80	2.5	61	0	80	51	6	35	277	8.7
11	PIERCE, Trent	33-19	563:21	17.1	76-161	.472	32-97	.330	36-62	.581	38	69	107	3.2	60	0	32	11	6	21	220	6.7
1	WARRICK, Marques	33-0	446:27	13.5	75-156	.481	36-79	.456	33-41	.805	10	20	30	0.9	16	0	42	13	1	13	219	6.6
35	CREWS, Jacob	33-0	426:16	12.9	65-172	.378	40-119	.336	14-19	.737	24	45	69	2.1	32	0	11	8	3	10	184	5.6
33	GRAY, Josh	33-16	512:30	15.5	34-64	.531	1-3	.333	37-65	.569	60	114	174	5.3	79	1	19	29	14	10	106	3.2
4	ALLEN, Marcus	26-0	238:18	9.2	18-41	.439	2-5	.400	30-34	.882	17	34	51	2.0	30	0	12	15	2	9	68	2.6
23	SHAW, Aidan	28-0	257:52	9.2	30-47	.638	4-8	.500	8-16	.500	19	31	50	1.8	26	0	6	12	11	10	72	2.6
5	BARRETT, T.O.	19-0	101:52	5.4	14-24	.583	0-2	.000	8-12	.667	1	6	7	0.4	19	0	12	7	1	6	36	1.9
6	BOATENG, Annor	17-7	109:06	6.4	9-26	.346	1-10	.100	13-19	.684	4	6	10	0.6	12	0	5	9	1	6	32	1.9
21	MARSHALL, Peyton	22-0	97:29	4.4	9-18	.500	0-0	.000	5-19	.263	8	17	25	1.1	19	0	3	12	6	6	23	1.0
10	SANCHEZ, Jeremy	5-0	05:34	1.1	0-0	.000	0-0	.000	1-3	.333	0	1	1	0.2	1	0	0	0	0	0	1	0.2
17	BROWN, JV	3-0	02:36	0.9	0-1	.000	0-0	.000	0-0	.000	0	0	0	0.0	1	0	0	1	0	0	0	0.0
Team											46	57	103									12
<b>Total</b>		<b>34</b>	<b>6825</b>		<b>939-1949</b>	<b>.482</b>	<b>296-806</b>	<b>.367</b>	<b>670-918</b>	<b>.730</b>	<b>374</b>	<b>783</b>	<b>1157</b>	<b>34.0</b>	<b>620</b>	<b>6</b>	<b>467</b>	<b>370</b>	<b>89</b>	<b>318</b>	<b>2844</b>	<b>83.6</b>
<b>Opponents</b>		<b>34</b>	<b>6825</b>		<b>867-1946</b>	<b>.446</b>	<b>247-735</b>	<b>.336</b>	<b>523-695</b>	<b>.753</b>	<b>373</b>	<b>741</b>	<b>1114</b>	<b>32.8</b>	<b>690</b>	<b>17</b>	<b>425</b>	<b>479</b>	<b>120</b>	<b>228</b>	<b>2504</b>	<b>73.6</b>

Team Statistics

	MO	OPP
<b>Scoring</b>	<b>2844</b>	<b>2504</b>
Points per game	83.6	73.6
Scoring margin	+10.0	-
<b>Field goals-att</b>	<b>939-1949</b>	<b>867-1946</b>
Field goal pct	.482	.446
<b>3 point fg-att</b>	<b>296-806</b>	<b>247-735</b>
3-point FG pct	.367	.336
3-pt FG made per game	8.7	7.3
<b>Free throws-att</b>	<b>670-918</b>	<b>523-695</b>
Free throw pct	.730	.753
F-Throws made per game	19.7	15.4
<b>Rebounds</b>	<b>1157</b>	<b>1114</b>
Rebounds per game	34.0	32.8
Rebounding margin	+1.3	-
<b>Assists</b>	<b>467</b>	<b>425</b>
Assists per game	13.7	12.5
<b>Turnovers</b>	<b>370</b>	<b>479</b>
Turnovers per game	10.9	14.1
Turnover margin	+3.2	-
Assist/turnover ratio	1.3	0.9
<b>Steals</b>	<b>318</b>	<b>228</b>
Steals per game	9.4	6.7
<b>Blocks</b>	<b>89</b>	<b>120</b>
Blocks per game	2.6	3.5
<b>Winning streak</b>	<b>0</b>	<b>-</b>
Home win streak	0	-
<b>Attendance</b>	<b>234251</b>	<b>118655</b>
Home games-Avg/Game	20-11713	10-11866
Neutral site-Avg/Game	-	4-13363

Team Results

Date	Opponent		Score	Att.
11/04/2024	at Memphis	L	75-83	11709
11/08/2024	Howard	W	77-62	11044
11/11/2024	Eastern Wash.	W	84-77	8912
11/14/2024	Mississippi Val.	W	111-39	8889
11/22/2024	Pacific	W	91-56	9564
11/24/2024	Ark.-Pine Bluff	W	112-63	8496
11/27/2024	Lindenwood	W	81-61	9298
12/03/2024	California	W	98-93	9791
12/08/2024	Kansas	W	76-67	15061
12/14/2024	LIU	W	88-61	8969
12/17/2024	Jacksonville St.	W	83-72	8515
12/22/2024	vs Illinois	L	77-80	18497
12/30/2024	Alabama St.	W	82-65	9981
01/04/2025	at Auburn	L	68-84	9121
01/07/2025	LSU	W	83-67	10367
01/11/2025	Vanderbilt	W	75-66	15061
01/14/2025	at Florida	W	83-82	10491
01/18/2025	Arkansas	W	83-65	15061
01/21/2025	at Texas	L	53-61	11267
01/25/2025	Ole Miss	W	83-75	15061
02/01/2025	at Mississippi St.	W	88-61	9584
02/05/2025	at Tennessee	L	81-85	20002
02/08/2025	Texas A&M	L	64-67	15061
02/12/2025	Oklahoma	W	82-58	12403
02/15/2025	at Georgia	W	87-74	9653
02/19/2025	Alabama	W	110-98	15061
02/22/2025	at Arkansas	L	85-92	19200
02/25/2025	South Carolina	W	101-71	12595
03/01/2025	at Vanderbilt	Lot	93-97	10311
03/05/2025	at Oklahoma	L	84-96	7317
03/08/2025	Kentucky	L	83-91	15061
03/13/2025	vs Mississippi St.	W	85-73	16347
03/14/2025	vs Florida	L	81-95	18608
03/20/2025	vs Drake	L	57-67	0

Game Records

Record	Overall	Home	Away	Neutral
ALL GAMES	10-8	7-2	3-6	0-0
CONFERENCE	10-8	7-2	3-6	0-0
NON-CONFERENCE	0-0	0-0	0-0	0-0

Score by Periods

Team	1st	2nd	OT	TOT
Missouri	734	740	12	1486
Opponents	639	735	16	1390

Team Box Score

No.	Player	Total			3-Point		F-Throw		Rebounds				PF DQ A TO BLK STL PTS AVG									
		GP-GS	MIN	AVG	FG-FGA	FG%	3FG-3FGA	3FG%	FT-FTA	FT%	OFF	DEF	TOT	AVG	PF	DQ	A	TO	BLK	STL	PTS	AVG
31	GRILL, Caleb	18-0	506:43	28.2	83-174	.477	51-130	.392	50-57	.877	14	65	79	4.4	36	1	22	15	1	33	267	14.8
25	MITCHELL, Mark	18-18	535:00	29.7	85-171	.497	8-26	.308	86-120	.717	23	57	80	4.4	34	0	39	27	11	15	264	14.7
2	BATES, Tamar	18-18	479:24	26.6	80-159	.503	31-74	.419	41-44	.932	12	35	47	2.6	35	0	16	24	2	20	232	12.9
0	ROBINSON II, Anthony	18-18	408:10	22.7	45-94	.479	15-31	.484	42-60	.700	18	32	50	2.8	60	2	59	32	3	31	147	8.2
12	PERKINS, Tony	18-18	403:30	22.4	48-101	.475	11-32	.344	30-43	.698	15	25	40	2.2	32	0	49	26	3	19	137	7.6
35	CREWS, Jacob	18-0	230:41	12.8	41-97	.423	22-62	.355	7-9	.778	13	22	35	1.9	21	0	5	3	2	7	111	6.2
11	PIERCE, Trent	18-16	336:33	18.7	38-90	.422	17-53	.321	12-29	.414	27	39	66	3.7	44	0	25	14	1	12	105	5.8
1	WARRICK, Marques	17-0	196:13	11.5	33-74	.446	15-36	.417	18-22	.818	7	8	15	0.9	9	0	16	4	0	8	99	5.8
33	GRAY, Josh	17-2	264:09	15.5	17-36	.472	0-2	.000	29-48	.604	34	60	94	5.5	42	0	10	18	6	4	63	3.7
4	ALLEN, Marcus	13-0	113:01	8.7	5-15	.333	1-3	.333	12-15	.800	8	15	23	1.8	16	0	4	10	2	6	23	1.8
5	BARRETT, T.O.	10-0	55:51	5.6	6-12	.500	0-2	.000	2-4	.500	0	3	3	0.3	13	0	8	3	0	4	14	1.4
23	SHAW, Aidan	14-0	43:29	3.1	7-11	.636	0-1	.000	0-0	.000	5	6	11	0.8	8	0	0	5	1	2	14	1.0
6	BOATENG, Annor	7-0	28:13	4.0	1-3	.333	1-2	.500	3-4	.750	0	1	1	0.1	6	0	3	1	1	2	6	0.9
21	MARSHALL, Peyton	10-0	21:28	2.1	2-5	.400	0-0	.000	0-0	.000	2	5	7	0.7	9	0	0	5	0	2	4	0.4
10	SANCHEZ, Jeremy	2-0	02:34	1.3	0-0	.000	0-0	.000	0-1	.000	0	0	0	0.0	0	0	0	0	0	0	0	0.0
Team											23	31	54				6					
<b>Total</b>		<b>18</b>	<b>3625</b>		<b>491-1042</b>	<b>.471</b>	<b>172-454</b>	<b>.379</b>	<b>332-456</b>	<b>.728</b>	<b>201</b>	<b>404</b>	<b>605</b>	<b>33.6</b>	<b>365</b>	<b>3</b>	<b>256</b>	<b>193</b>	<b>33</b>	<b>165</b>	<b>1486</b>	<b>82.6</b>
<b>Opponents</b>		<b>18</b>	<b>3625</b>		<b>472-1012</b>	<b>.466</b>	<b>130-381</b>	<b>.341</b>	<b>316-423</b>	<b>.747</b>	<b>186</b>	<b>400</b>	<b>586</b>	<b>32.6</b>	<b>358</b>	<b>7</b>	<b>226</b>	<b>232</b>	<b>74</b>	<b>117</b>	<b>1390</b>	<b>77.2</b>

Team Statistics

	MO	OPP
<b>Scoring</b>	<b>1486</b>	<b>1390</b>
Points per game	82.6	77.2
Scoring margin	+5.3	-
<b>Field goals-att</b>	<b>491-1042</b>	<b>472-1012</b>
Field goal pct	.471	.466
<b>3 point fg-att</b>	<b>172-454</b>	<b>130-381</b>
3-point FG pct	.379	.341
3-pt FG made per game	9.6	7.2
<b>Free throws-att</b>	<b>332-456</b>	<b>316-423</b>
Free throw pct	.728	.747
F-Throws made per game	18.4	17.6
<b>Rebounds</b>	<b>605</b>	<b>586</b>
Rebounds per game	33.6	32.6
Rebounding margin	+1.1	-
<b>Assists</b>	<b>256</b>	<b>226</b>
Assists per game	14.2	12.6
<b>Turnovers</b>	<b>193</b>	<b>232</b>
Turnovers per game	10.7	12.9
Turnover margin	+2.2	-
Assist/turnover ratio	1.3	1.0
<b>Steals</b>	<b>165</b>	<b>117</b>
Steals per game	9.2	6.5
<b>Blocks</b>	<b>33</b>	<b>74</b>
Blocks per game	1.8	4.1
<b>Winning streak</b>	<b>0</b>	<b>-</b>
Home win streak	0	-
<b>Attendance</b>	<b>125731</b>	<b>106946</b>
Home games-Avg/Game	9-13970	9-11883
Neutral site-Avg/Game	-	0-0

Team Results

Date	Opponent		Score	Att.
01/04/2025	at Auburn	L	68-84	9121
01/07/2025	LSU	W	83-67	10367
01/11/2025	Vanderbilt	W	75-66	15061
01/14/2025	at Florida	W	83-82	10491
01/18/2025	Arkansas	W	83-65	15061
01/21/2025	at Texas	L	53-61	11267
01/25/2025	Ole Miss	W	83-75	15061
02/01/2025	at Mississippi St.	W	88-61	9584
02/05/2025	at Tennessee	L	81-85	20002
02/08/2025	Texas A&M	L	64-67	15061
02/12/2025	Oklahoma	W	82-58	12403
02/15/2025	at Georgia	W	87-74	9653
02/19/2025	Alabama	W	110-98	15061
02/22/2025	at Arkansas	L	85-92	19200
02/25/2025	South Carolina	W	101-71	12595
03/01/2025	at Vanderbilt	Lot	93-97	10311
03/05/2025	at Oklahoma	L	84-96	7317
03/08/2025	Kentucky	L	83-91	15061

TEAM STATS	POINTS	FG PCT	3PM/G	3FG PCT	FTM/G	FT PCT	REBS	ASSTS	T/O	PTS AGNT	FG PCT D	3P PCT D	BLKS	STLS
	83.6	48.2	8.7	36.7	19.7	73.0	34.0	13.7	10.9	73.6	44.6	33.6	2.6	9.4
SEC RANK	4	3	5	2	1	8	14	10	10	T-6	13	12	15	1



**0 // ANTHONY ROBINSON II // JR**

POINTS	ASST	FG PCT	3P PCT	FT PCT
9.0	3.5	48.3	40.0	77.1
CAREER BESTS PTS: 29 • REBS: 11 • ASST: 8 • STL: 6 • BLK: 2				

Team captain • SEC All-Defensive Team honoree – the only returner from last season • First on MU in assists (3.5) and steals (2.03) last season • Ranked 38th nationally with his 2.03 steals per game.



**1 // AARON ROWE // FR**

POINTS	ASST	FG PCT	3P PCT	FT PCT
0.0	0.0	0.0	0.0	0.0
CAREER BESTS PTS: 0 • REBS: 0 • ASST: 0 • STL: 0 • BLK: 0				

Ranked as high as the nation's No. 53 recruit • Three-time all-state honoree.



**5 // T.O BARRETT // SO**

POINTS	ASST	FG PCT	3P PCT	FT PCT
1.9	0.6	58.3	0.0	66.7
CAREER BESTS PTS: 6 • REBS: 2 • ASST: 2 • STL: 3 • BLK: 1				

Appeared in 19 games as a rookie in 2024-25 • Highlight was playing final seven minutes in win over No. 5 Florida.



**6 // ANNOR BOATENG // SO**

POINTS	REBS	FG PCT	3P PCT	FT PCT
1.9	0.6	34.6	10.0	68.4
CAREER BESTS PTS: 10 • REBS: 3 • ASST: 1 • STL: 2 • BLK: 1				

Two-time Arkansas Gatorade Player of the Year • Appeared in 17 games as a rookie • Recorded 15 points – on just five field-goal attempts – in exhibition win versus Kansas State.



**7 // TRENT BURNS // R-FR**

POINTS	REBS	FG PCT	3P PCT	FT PCT
0.0	0.0	0.0	0.0	0.0
CAREER BESTS PTS: 0 • REBS: 0 • ASST: 0 • STL: 0 • BLK: 0				

Out with an injury • Also missed his freshman season with a foot injury.



**11 // TRENT PIERCE // JR**

POINTS	REBS	FG PCT	3P PCT	FT PCT
6.7	3.2	47.2	33.0	58.1
CAREER BESTS PTS: 24 • REBS: 8 • ASST: 5 • STL: 3 • BLK: 1				

Increased his shooting percentage by 12.4 percent last season and his 3-point mark by 15.8 percent.



**12 // SEBASTIAN MACK // JR**

POINTS	REBS	FG PCT	3P PCT	FT PCT
9.6	2.1	42.6	31.4	74.3
CAREER BESTS PTS: 27 • REBS: 7 • ASST: 6 • STL: 5 • BLK: 1				

Averaged 10.8 points in two seasons at UCLA • Led the Bruins in free throws in both of his seasons – making a combined 226.



**14 // JEVON PORTER // SR**

POINTS	REBS	FG PCT	3P PCT	FT PCT
12.5	7.2	39.4	31.6	68.1
CAREER BESTS PTS: 30 • REBS: 14 • ASST: 9 • STL: 5 • BLK: 4				

One of 11 players nationally to total at least 350 points, 200 rebounds, 40 made 3-pointers and 35 blocks in 2024-25 • Brother, Michael, currently plays for the Nets.



**15 // SHAWN PHILLIPS JR. // SR**

POINTS	REBS	FG PCT	3P PCT	FT PCT
5.4	5.2	57.3	0.0	60.0
CAREER BESTS PTS: 15 • REBS: 14 • ASST: 3 • STL: 1 • BLK: 4				

Started 12 of final 13 games last season at Arizona State, posting 7.8 points, 7.0 boards and 1.8 blocks per game • Tallied a double-double in exhibition win vs. KSU with 14 points and 10 boards.



**17 // JAYDEN STONE // GR**

POINTS	REBS	FG PCT	3P PCT	FT PCT
0.0	0.0	0.0	0.0	0.0
CAREER BESTS PTS: 36 • REBS: 12 • ASST: 10 • STL: 6 • BLK: 2				


Missed the 2024-25 season with an injury (at WVU) • Tallied 20.8 points per game during the 2023-24 campaign at Detroit Mercy • Tied for team lead with 16 points in exhibition win vs. KSU.



**24 // NICHOLAS RANDALL // FR**

POINTS	REBS	FG PCT	3P PCT	FT PCT
0.0	0.0	0.0	0.0	0.0
CAREER BESTS PTS: 0 • REBS: 0 • ASST: 0 • STL: 0 • BLK: 0				

Ranked as high as the No. 78 recruit • Helped Vashon High School to three state titles • 2024 Missouri High School Player of the Year.



**25 // MARK MITCHELL // SR**

POINTS	REBS	FG PCT	3P PCT	FT PCT
13.9	4.7	50.5	26.0	67.0
CAREER BESTS PTS: 31 • REBS: 14 • ASST: 6 • STL: 5 • BLK: 3				


Team captain • Preseason All-SEC Second Team • His 13.9 points are the most by a returning Tiger since 2011-12 • Ranked third in the SEC and 35th nationally with 212 free-throw attempts.



**35 // JACOB CREWS // GR**

POINTS	REBS	FG PCT	3P PCT	FT PCT
5.6	2.1	37.8	33.6	73.7
CAREER BESTS PTS: 35 • REBS: 17 • ASST: 3 • STL: 4 • BLK: 2				

Ranked third on Mizzou with 40 made 3-pointers last season • Shot 38.9 percent from 3-point range in the final 14 games after shooting 29.2 percent in the first 19 contests.



**45 // LUKE NORTHWEATHER // JR**

POINTS	REBS	FG PCT	3P PCT	FT PCT
2.7	1.5	42.9	34.0	71.4
CAREER BESTS PTS: 10 • REBS: 7 • ASST: 3 • STL: 1 • BLK: 2				

2022 Missouri Gatorade Player of the Year • Scored in double figures in wins over Arizona and Texas last season while at Oklahoma.