



MISSOURI

2025 FOOTBALL GAME NOTES



MIZZOU STRATEGIC COMMUNICATIONS 1 CHAMPIONS DRIVE SUITE 200 COLUMBIA, MO 65211-3110 • MUTIGERS.COM

2025 SCHEDULE/RESULTS

DATE	OPPONENT (TV)	TIME (CT)
Aug. 28	CENTRAL ARKANSAS (SECN)	W, 61-6
Sept. 6	KANSAS (ESPN2)	W, 42-31
Sept. 13	LOUISIANA (SECN+/ESPN+)	W, 52-10
Sept. 20	RV/#24 SOUTH CAROLINA * (ESPN)	W, 29-20
Sept. 27	UMASS (ESPN)	W, 42-6
Oct. 11	#8/#8 ALABAMA * (ABC)	L, 24-27
Oct. 18	@ Auburn * (SECN)	W, 23-17 (2OT)
Oct. 25	@ #10/#12 Vanderbilt * (ESPN)	L, 10-17
Nov. 8	#3/#3/#3 TEXAS A&M * (ABC)	L, 17-38
Nov. 15	MISSISSIPPI STATE * (SECN)	6:45 P.M.
Nov. 22	@ #12/#11/#10 Oklahoma * (ABC or ESPN)	11 A.M.
Nov. 29	@ Arkansas * (TBA)	NIGHT

Home games in **BOLD CAPS**, played on Faurot Field.

* - Southeastern Conference game

ON THE AIR

TV: SEC Network

- Play-by-Play Tom Hart
- Analyst Jordan Rodgers
- Sideline Cole Cubelic
- **Online:** WatchESPN.com
- **Mobile App:** ESPN

RADIO: Tiger Radio Network

- Play-by-Play Mike Kelly
- Analyst Howard Richards
- Sideline Reporter Chris Gervino
- **Local:** 1580 AM / 105.1 FM
- **Satellite:** SiriusXM 106 or 190
- **App:** Mizzou Tigers / The Varsity Network: Search "Missouri"

LIVE STATS: Mizzou.StatBroadcast.com

SOCIAL MEDIA

- X @MizzouFootball | @CoachDrinkwitz
- Hashtag #MIZ | #STP
- Instagram @MizzouFootball
- Facebook MizzouAthletics | MizzouFootballShowMe
- Web MUTigers.com

STRATEGIC COMMUNICATIONS

JOSH MAXSON Director/Primary Contact
 Phone (C) (205) 242-5917
 Email josh.maxson@mizzouri.edu

BROCK BUSICK... Associate Director/Secondary Contact
 Phone (C) (515) 979-9812
 Email bbusick@mizzouri.edu

JESSICA CRUSAN... Associate Director/Tertiary Contact
 Phone (C) (248) 982-4279
 Email jmcnr9@mizzouri.edu

GAME 10

MISSOURI TIGERS

6-3, 2-3 SEC

SATURDAY, NOVEMBER 15 • 6:45 P.M. CT • MEMORIAL STADIUM • COLUMBIA, MO.

MISSISSIPPI STATE

5-5, 1-5 SEC



MISSOURI TIGERS

CFP/AP/Coaches: NR/RV/#24
Head Coach: Eli Drinkwitz
Record at Mizzou: 44-27 (6th Year)
Overall Record: 56-28 (7th Year)



MISSISSIPPI STATE

CFP/AP/Coaches: NR/NR/NR
Head Coach: Jeff Leiby
Record at State: 7-15 (2nd Year)
Overall Record: 7-15 (2nd Year)

GAME INFORMATION

Facility: Memorial Stadium
Capacity: 57,321
TV: SEC Network
Radio: 1580 AM / 105.1 FM / SiriusXM 106 or 190
Online: The Varsity Network: Search "Missouri"
Series Record: Mizzou leads, 3-2
In Columbia: Series tied, 1-1
Last Meeting: Mizzou 39, MSU 20 (11/20/24, Starkville)
Last Meeting in Columbia: Mizzou 13, MSU 31 (11/5/15)
First Meeting: Mizzou 14, MSU 3 (1981)

SETTING THE SCENE

University of Missouri football (6-3, 2-3 SEC) is back in action Saturday night to conclude its home slate and celebrate a class of 20 seniors as part of senior day festivities as the Tigers host Mississippi State (5-5, 1-5 SEC). The Tigers have dropped consecutive games for the first time since Nov. 12, 2022, after a loss last time out to No. 3 Texas A&M. Mizzou will complete its second-straight season sellout and extend its program-record sellout streak to 20 games Saturday night. The matchup will mark just the sixth meeting between the two programs as the Tigers will aim for their second-straight win over the Bulldogs after earning a 39-20 win in Starkville last season. Kick off is slated for 6:45 p.m. CT on **SEC Network** and **Tiger Radio Network**.

SENIOR DAY

Mizzou will honor 20 seniors pregame on Saturday with Senior Day festivities. Among the group of seniors honored will be: tight end **Vince Brown II**, safety **Daylan Carnell**, safety **Jalen Catalon**, wide receiver **Kevin Coleman Jr.**, cornerback **Stephen Hall**, defensive tackle **Bralen Henderson**, linebacker **Khalil Jacobs**, quarterback **Tommy Lock**, wide receiver **Xavier Loyd**, defensive tackle **Chris McClellan**, offensive lineman **Henry McDermott**, wide receiver **Logan Muckey**, linebacker **Triston Newson**, cornerback **Dreyden Norwood**, cornerback **Toriano Pride Jr.**, offensive lineman **Connor Tollison**, offensive lineman **Keagen Trost**, defensive tackle **Sterling Webb**, punter **Connor Weselman** and EDGE rusher **Zion Young**.

THE COACHES

Eli Drinkwitz is in his sixth season as Mizzou's head coach and enters Saturday's game with a 44-27 mark (56-28 overall). The Alma, Arkansas, native has led the Tigers to bowl eligibility in each of his first six seasons in Columbia, making him the only MU head coach in program history to achieve that feat. Prior to taking the Mizzou job, Drinkwitz was 12-1 in his lone season as head coach at Appalachian State (2019). Drinkwitz boasts the best home winning percentage (min. four seasons) in program history at .800 and is 32-9 on Faurot Field during his tenure. Since the start of 2023, Drinkwitz and the Tigers have gone 27-8 (.771) - 11th-best nationally over that stretch.

Jeff Leiby is in his second season at the helm of the Mississippi State football program, amassing an overall record of seven wins and 15 losses to date, including a 5-5 mark this season. Leiby was named head coach of the Bulldogs after making stops at Oklahoma (2022-23), Ole Miss (2020-21) and UCF (2019) where he led some of the nation's most high-powered offenses during that stretch. During his first year at the helm in 2024, Leiby and the Bulldogs went 2-10, but he has led MSU to a 5-5 start with an SEC win over Arkansas (Nov. 1) and a win over then-ranked No. 12 Arizona State on Sept. 6. Leiby and the Bulldogs are seeking bowl eligibility for what would be the first of Leiby's head coaching career and the first bowl berth for MSU since the 2022 season.

SCOUTING THE BULLDOGS

Mississippi State is 5-5 (1-5 SEC) over its first 10 games as the Bulldogs have looked much-improved from a two-win campaign a season ago. Offensively, the Bulldogs have one of the nation's best first down offenses, picking up 214 on the season to rank 21st nationally. They also score at a .900 clip in the redzone, ranking 34th nationally. The Mississippi State defense has had success creating takeaways (15 total) and leads the SEC with 11 total interceptions to rank 14th nationally in that department. Receiver **Brenan Thompson** leads the SEC and ranks 12th nationally with 808 receiving yards, also scoring six touchdowns to rank inside the nation's top 25 in receiving scores.

FIRST AND TEN - STORYLINES

- Mizzou is 27-8 since the start of 2023 (.771) - tied for 11th-best nationally over that stretch.
- The Tigers rank fourth nationally in time of possession, owning the ball for an average of 33:34 per game.
- MU boasts the nation's No. 10 defense (270.0 YPG) and No. 21 offense (451.8 YPG) in yardage, making MU one of eight teams in the country to rank within the top 25 in both departments.
- Mizzou is outgaining its opponents by an average of 181.8 YPG - the sixth-best ratio in the country, and best in the SEC.
- Missouri owns the No. 8 rushing offense in the country (232.3) to go along with the nation's No. 20 rushing defense (107.3) as the Tigers are outrushing opponents by an average of 125.0 yards per game.
- RB **Ahmad Hardy** is No. 3 in the country with 1,046 rushing yards. According to *FFF*, Hardy's 791 yards after contact are second most in the nation and account for 75.6 percent of his total rushing yards. He ranks third nationally in missed tackles forced (65) according to *FFF*.
- Hardy became the 16th Tiger in program history to rush for 1,000 yards in a season late in the game vs. Texas A&M. His 1,000 yard campaign marks the 21st such season in program history and he is one of four players nationally to have reached the milestone this season.
- Including 100-yard games this season, Hardy has rushed for 100-plus yards in 12 of his last 16 dating back to last season while playing at UL-Monroe.

The **University of Missouri Strategic Communications Office** is ready to assist you in to make the experience of covering MU Athletics productive and rewarding.

UNIVERSITY OF MISSOURI ATHLETICS
Mizzou Arena • Suite 200
One Champions Drive • Columbia, MO 65211-3110

STRATEGIC COMMUNICATIONS

- Josh Maxson** *Director/Primary Contact*
(205) 242-5917 josh.maxson@missouri.edu
- Brock Busick** *Associate Director/Secondary Contact*
(515) 979-9812 bbusick@missouri.edu
- Jessica Crusan** *Associate Director/Tertiary Contact*
(248) 982-4279 jmcnr9@missouri.edu

CREDENTIALS

Credentials issued by Mizzou Athletics are required to cover all regular-season events that take place on the University of Missouri campus, or an event in which Mizzou has been assigned to distribute credentials.

Credentials are provided to working members of the media to assist in the coverage of Mizzou Athletics events. Credentials do not imply any guarantee to access. Credentials are limited to single-event or single-season duration. Credentials are not transferable and are revocable and must be worn at all times within Memorial Stadium.

Loaning or transferring credentials to another person may result in immediate permanent revocation of media credentials and ejection from the event of the original holder and unauthorized holder of the credentials. Failure to adhere to the requirements of this policy may result in revocation of credentials for the representative and their outlet. All credentials are subject to space availability restrictions in working media areas at various facilities. Media credentials should be requested by Tuesday of game week via Sports Systems' online SEC portal (sportssystem.com/clients/seccredentials).

MEDIA PARKING

Media parking is located at Tiger Avenue Parking Structure (TAPS), at the corner of Tiger Avenue and Hospital Drive. The main entrance is on the east side of the building. All parking passes are digital and distributed via email. Parking requests are available through the same online request system for single-game and season credentials.

MEDIA WILL CALL

Game day media will call is located at Gate 5W, on the west side of Memorial Stadium. Home game credentials can typically be picked up on Fridays at the south entrance of Mizzou Arena. Contact **Jessica Crusan** to arrange for pickup prior to game days.

PRESS BOX

The Memorial Stadium / Faurot Field press box is located on the sixth floor of the west side of the stadium. On game days, the facility opens to the working media three hours prior to kickoff. The space is accessible using the elevator at Gate 5W. Mizzou Athletics will provide a meal, drinks and snacks during the game.

POSTGAME

Postgame interviews with Mizzou head coach **Eli Drinkwitz** and select student-athletes will be held in SEZ Defensive Meeting Room following a brief cooling-off period. Unauthorized in-game and postgame interviews on the field are prohibited. Visiting team post-game media availability is subject to the direction of the visiting communications staff. The visiting team's postgame interview room is located in the southeast tunnel (labeled Q20), across from the visiting locker room.

MOBILE APP

The Mizzou Tigers app for iPhone, iPad and Android devices offers fans a wide variety of information on the Tigers. The free app is available in the App Store and Google Play and required to receive MU digital parking.

TIGER TALK RADIO SHOW

The hour-long program airs weekly through the season from Harpo's Bar & Grill in Columbia. Shows run from 7-8 p.m. CT on Tuesdays. Hosted by Mike Kelly, fans can listen to the show via KTGR 105.1 FM/KTGR 1580 AM, or watch via the Mizzou Athletics Facebook page.

WEEKLY PRESS CONFERENCE

Head coach **Eli Drinkwitz** will be available to the media every Tuesday during the season, with the exception of MU's bye week. Drinkwitz's press conferences will take place in the SEZ Defensive Meeting Room on the second level of the building and will be streamed live on X via @MizzouFootball. Players will be made available immediately following Coach Drinkwitz's press conference. Please make any player requests through **Brock Busick** before 10 a.m. (CT) on Mondays.

SEC TELECONFERENCE

The 16 SEC coaches will be featured on a weekly media teleconference each Wednesday during the regular season from 10 a.m. - 1 p.m. (CT).

TIME	COACH	SCHOOL
10:00 a.m.	Brian Kelly	LSU
10:10 a.m.	Kirby Smart	Georgia
10:20 a.m.	Billy Gonzales	Florida
10:30 a.m.	Brent Venables	Oklahoma
10:40 a.m.	Sam Pittman	Arkansas
10:50 a.m.	Josh Heupel	Tennessee
11:00 a.m.	Open	
11:10 a.m.	Shane Beamer	South Carolina
11:20 a.m.	Eli Drinkwitz	Missouri
11:30 a.m.	Kalen DeBoer	Alabama
11:40 a.m.	Mark Stoops	Kentucky
11:50 a.m.	Jeff Leby	Mississippi State
12:00 p.m.	Hugh Freeze	Auburn
12:10 p.m.	Lane Kiffin	Ole Miss
12:20 p.m.	Clark Lea	Vanderbilt
12:30 p.m.	Steve Sarkisian	Texas
12:40 p.m.	Mike Elko	Texas A&M

ON THE WEB

Information on the Mizzou football team is available at MUTigers.com. To receive the MU updates via email, please send a request to **Dave Matter** or **Josh Maxson**. Information on the Southeastern Conference is available through the league's web site at SECSports.com.

QUICK FACTS

GENERAL

- Location Columbia, Mo.
- Founded 1839
- 2024-25 Enrollment..... 31,121
- NicknameTigers
- Colors..... Black & Gold
- Mascot..... Truman the Tiger
- Stadium..... Memorial Stadium/Faurot Field (1926)
- 2025 Capacity / All-Time Record... 57,321 / 336-200-19
- Surface..... Artificial (AstroTurf)
- Affiliation..... NCAA FBS
- Conference Southeastern
- Chancellor Dr. Mun Y. Choi
- Director of Athletics..... Laird Veatch
- Faculty Athletic Rep Pamela Bruzina
- Official WebsiteMUTigers.com

HISTORY

- First Year of Football 1890
- Post NCAA action, overall record..... 720-594-52
- Pre NCAA action, overall record..... 729-596-52
- No. of Bowl Appearances (Record) 37 (17-20)
- Last Bowl Appearance.....Dec. 30, 2024 (Music City)
- Result..... Defeated Iowa, 27-24

Due to NCAA action, MU vacated five wins from the 2015 season (5-7 overall, 1-7 SEC) and four wins from the 2016 season (4-8 overall, 2-6 SEC).

TEAM INFORMATION

- 2024 Record..... 10-3
- SEC Record / Finish..... 5-3 / T-4th
- Offense / Defense:..... Multiple / Multiple
- Starters Returning (13)..... 4 (0) / 7 (0) / 2 (ST)
- Starters Lost (13)..... 7 (0) / 4 (0) / 2 (ST)

COACHING STAFF

- Head Coach Eli Drinkwitz
- Alma Mater Arkansas Tech, '04
- Record at MU / Year 38-24/6th
- Career Record / Year 50-25/7th
- Football Office Phone (573) 882-2214
- X @CoachDrinkwitz
- Best time to reach coach Contact SID
- Defensive Coordinator Corey Batoon
- Offensive Coordinator Kirby Moore
- Special Teams Coordinator Erik Link
- Assistant Head Coach / CB..... Al Pogue
- Assistant Coach / DT..... David Blackwell
- Assistant Coach / TE..... Derham Cato
- Assistant Coach / EDGE..... Brian Early
- Assistant Coach / QB..... Sean Gleeson
- Assistant Coach / OL..... Brandon Jones
- Assistant Coach / RB..... Curtis Luper
- Assistant Coach / LB..... Derek Nicholson
- Assistant Coach / WR / Rec. Coordinator Jacob Peeler
- Assistant Coach / S Jacob Yoro
- Offensive Assistant / OL Jack Abercrombie
- Defensive Assistant / LB Chris Ball
- Offensive Assistant / Pass Game Andrew Belluomini
- Offensive Assistant / Pass Game Brendan Boylan
- Defensive Assistant / Run Game Brian Hamilton
- Defensive Assistant / EDGE..... Brandon Lewis
- Special Teams Assistant Brock Olivo
- Offensive Assistant / WR..... Keyan Williams

2025 MISSOURI FOOTBALL

AMONG THE ELITE

- Since the start of 2023, the Tigers are 27-8 (.771), good for 11th-best nationally over that period.

WIN PERCENTAGE SINCE 2023 (NATIONAL LEADERS)

NO.	TEAM	WIN %	RECORD
1.	Ohio State	.895	34-4
2.	Oregon	.892	33-4
3.	Georgia	.865	32-5
4.	Ole Miss	.833	30-6
5.	Texas	.821	32-7
6.	Notre Dame	.816	31-7
7.	Michigan	.811	30-7
8.	Alabama	.806	29-7
	Memphis	.806	29-7
10.	James Madison	.800	28-7
11.	Missouri	.771	27-8

- Over that same 34-game stretch, Mizzou's 27 wins are tied for 12th most in the country.

TOTAL WINS SINCE 2023 (NATIONAL LEADERS)

NO.	TEAM	W/L	WIN %
1.	Ohio State	34-4	.895
2.	Oregon	33-4	.892
3.	Georgia	32-5	.865
	Texas	32-7	.821
5.	Notre Dame	31-7	.816
6.	Ole Miss	30-6	.833
	Michigan	30-7	.811
8.	Memphis	29-7	.806
	Alabama	29-7	.806
	SMU	29-9	.763
11.	James Madison	28-7	.800
12.	Missouri	27-8	.771

+ Ohio, Tulane, and UNLV

ANOTHER SOLD-OUT ZOU

- The sellout at Memorial Stadium vs. Texas A&M on Nov. 8 extended Mizzou's sellout streak to 19 games to become the longest streak in program history.

MIZZOU LONGEST HOME SELLOUT STREAKS

NO.	STARTED	ENDED	STREAK
1.	Sept. 16, 2023	--	19 games
2.	Nov. 23, 1974	Sept. 16, 1978	18 games
3.	Nov. 18, 1967	Sept. 11, 1971	17 games

- The Tigers sold out all seven games on their 2024 home schedule, marking the first time MU has accomplished a season sellout since 1979, and repeated the feat by selling out all eight home games on this year's slate.
- The sellout on Nov. 8 vs. No. 3 Texas A&M extended the streak to a program record 19 games before it will ultimately extend to 20 games against Mississippi State in the home finale on Nov. 15.
- It clinches the second-straight season sellout and just the third since 1979 for MU.
- The Tigers drew 438,347 spectators for their seven home games in 2024, which ranked as the No. 4 home attendance total and average in Memorial Stadium history.
- Due to reduced capacity during construction of the north end zone project this season, Mizzou will fall just short of the single-season attendance record.

MIZZOU SINGLE-SEASON HOME ATTENDANCE

NO.	SEASON	TOTAL	AVG.
1.	2012	472,333	67,478
2.	2025	458,568	57,321
2.	2014	456,996	65,285
3.	2013	444,532	63,505
4.	2024	438,347	62,821
5.	1981	432,511	61,787
6.	2023	421,184	60,169

FEROCIOUS ON FAUROT

- On Oct. 11 vs. then-ranked No. 8 Alabama, the Tigers saw their 15-game home winning streak come to an end with a three-point loss to the Crimson Tide.
- The streak dated back to a 34-12 victory over South Carolina on Oct. 21, 2023, and was the longest home winning streak in 82 years and tied for second-longest in program history.

MIZZOU LONGEST HOME WINNING STREAKS

NO.	STARTED	ENDED	STREAK
1.	Michigan St. (1938)	Nebraska (1943)	21
2.	South Car. (2023)	#8 Alabama (2025)	15
	Truman St. (1906)	Westminster (1908)	15
4.	Kansas (2006)	Buffalo (2008)	10

- The Tigers have won 20 of their last 23 home games overall, dating back to a Nov. 19, 2022, win over New Mexico St.
- MU has owned its home turf in recent years against non-conference competition, winning each of its last 23 non-SEC games on Faurot Field since an Oct. 21, 2017, win over Idaho.
- Missouri completed the 2024 season with a perfect 7-0 record on Faurot Field and notched its first 7-0 home finish ever, as well as its 15th perfect home slate on Faurot Field — and its first since 2010.
- Overall, the Tigers are 336-200-19 at Memorial Stadium.

MATCHING THEM UP

MISSOURI (6-3, 2-3 SEC)

2025 TEAM STATISTICS	MIZ	OPP
Points/Game	33.3	19.1
First Downs	224	131
Rushing/Game	232.3	107.3
Passing/Game	219.4	162.7
Total Offense/Game	451.8	270.0
Fumbles-Lost	14-4	6-3
Pen./Yds per Game	44/50.6	55/47.6
Time of Possession	33:34	26:26

INDIVIDUAL LEADERS

RUSHING	Att	Net	Avg	TD	YPG
Hardy	172	1,046	6.1	12	116.2
Roberts	83	538	6.5	4	59.8

PASSING	C-A-I	Pct.	Yds	TD	YPG
Pribula	158-227-7	.698	1,885	11	210.6
Zollers	27-51-0	.529	290	2	48.3

RECEIVING	Rec	Yds	Avg	TD	YPG
Coleman Jr.	52	559	10.8	1	62.1
Johnson	28	340	12.1	2	42.5

DEFENSE	U-A-TT	TFL	Sack	Int.	PBU
Trotter	30-29-59	8.5	1.0	0	1
Banner	18-17-35	1.0	0.0	1	0

MISSISSIPPI STATE (5-5, 1-5 SEC)

2025 TEAM STATISTICS	MSU	OPP
Points/Game	32.0	26.3
First Downs	216	212
Rushing/Game	156.8	176.2
Passing/Game	242.8	212.5
Total Offense/Game	399.6	388.7
Fumbles-Lost	10-5	9-4
Pen./Yds per Game	74/62.8	85/71.9
Time of Possession	26:45	33:13

INDIVIDUAL LEADERS

RUSHING	Att	Net	Avg	TD	YPG
Bothwell	105	534	5.1	6	66.8
Booth	123	513	4.2	7	51.3

PASSING	C-A-I	Pct.	Yds	TD	YPG
Shapen	176-270-6	.652	2,234	15	223.4
Taylor	11-19-0	.579	174	3	21.8

RECEIVING	Rec	Yds	Avg	TD	YPG
Evans III	56	680	12.1	4	68.0
Thompson	45	808	18.0	6	80.8

DEFENSE	U-A-TT	TFL	Sack	Int.	PBU
Manning	28-42-70	3.0	0.0	1	4
Mitchell	8-51-59	3.0	1.5	0	0

2025 NCAA TEAM RANKINGS

CATEGORY	MIZ	MSU
Total Offense	21	61
Rushing Offense	8	67
Passing Offense	79	54
Team Passing Efficiency	66	38
Scoring Offense	30	48
Total Defense	10	90
Rushing Defense	20	110
Passing Yards Allowed	9	60
Team Passing Efficiency Def.	27	52
Scoring Defense	21	84
Turnover Margin	95	34
3rd Down Conversion Pct	15	46
4th Down Conversion Pct	7	54
3rd Down Conversion Pct Def.	9	69
4th Down Conversion Pct Def.	126	46
Red Zone Offense	52	34
Red Zone Defense	71	62
Net Punting	74	30
Punt Returns	59	34
Kickoff Returns	73	124
First Downs Offense	13	21
First Downs Defense	6	119
Fewest Penalties Per Game	23	111
Time of Possession	4	129

DRINK IT UP

- Head coach **Eli Drinkwitz** is 32-9 (.780) at home during his Mizzou tenure.
- The 32 home wins for Drinkwitz and the Tigers are tied for fifth most in the country since the start of 2020. Amongst SEC competition, the Tigers trail only Alabama (37) and Ole Miss (34) over that stretch.
- Additionally, Drinkwitz has led MU to 44 victories in 71 games at the helm. He passed **Al Onofrio** on the Tigers' all-time wins list and moved to sixth with the season-opening win over Central Arkansas. He then tied **Gwinn Henry** for the No. 5 spot on the chart with the win over Kansas and passed him for sole ownership of fifth after defeating Louisiana, 52-10, on Sept. 13.
- Under the leadership of Drinkwitz, Mizzou's 27 wins since the start of 2023 are tied for 12th most in the country and fifth most in the SEC over that stretch.
- The Tigers are 27-8 over that stretch (.771) - tied for 11th-best nationally and fifth best in the SEC over that period by winning percentage.

MIZZOU HEAD COACHING WINS
(CAREER)

NO.	COACH	YEARS	WINS
1.	Gary Pinkel	2001-15	118
2.	Don Faurot	1935-56	101
3.	Dan Devine	1958-70	93
4.	Warren Powers	1978-84	46
5.	Eli Drinkwitz	2020-Pres.	44
6.	Gwinn Henry	1923-31	40
7.	Al Onofrio	1971-77	38
8.	Larry Smith	1994-00	33
9.	Barry Odom	2016-19	25

MIZZOU HEAD COACHES ON FAUROT FIELD
(MIN. 4 SEASONS)

NO.	COACH	YEARS	W-L-T	PCT
1.	Eli Drinkwitz	6	32-9	.780
2.	Dan Devine	13	45-16-5	.720
3.	Gary Pinkel	15	66-28	.702
4.	Don Faurot	19	57-26-4	.678
5.	Gwinn Henry	6	14-6-3	.674
6.	Warren Powers	7	26-15-2	.628
7.	Barry Odom	4	14-10	.583
8.	Al Onofrio	7	22-17	.564

MIZZOU HEAD COACHING WINS
(THRU FIRST FIVE SEASONS)

NO.	COACH	YEARS	WINS
1.	Eli Drinkwitz	2020-Pres.	38
2.	Dan Devine	1958-62	37
3.	Warren Powers	1978-82	36
4.	Gary Pinkel	2001-05	29
5.	Al Onofrio	1971-75	28
6.	Gwinn Henry	1923-27	27
7.	Larry Smith	1994-98	26
	Don Faurot	1935-39	26

IN THE RANKINGS

- Following Mizzou's 42-31 win over Kansas in week two, the Tigers entered the AP Poll top 25 rankings, checking in at No. 25 with 109 points.
- Following the loss to No. 3 Texas A&M, MU fell to No. 24 in the USA Today Coaches Poll (132 points) while receiving the second-most votes among unranked teams in the AP Poll (59 points).

SOMETHING TO PROVE

- Over the past two seasons, Mizzou has claimed wins in four top-25 matchups, including three victories over ranked teams in 2023.
- Despite compiling a 21-5 record over the past two seasons, the Tigers were not ranked in either major preseason poll.
- The 2025 Tigers became just the fourth power-conference team over the past decade to be omitted from the Preseason AP Top 25 after posting consecutive 10+ win seasons.
- Mizzou became the first such SEC program to be omitted from the Preseason AP Top 25 since 1984 (Georgia).

I AM THE CAPTAIN NOW

- Mizzou voted nine captains to lead the Tigers during the 2025 season. The group includes QB **Beau Pribula**, QB **Sam Horn**, OL **Connor Tollison**, OL **Cayden Green**, DE **Zion Young**, LB **Khalil Jacobs**, S **Daylan Carnell**, S **Jalen Catalon** and WR (ST) **Logan Muckey**.

PRESEASON RECOGNITION

- The Tigers had names littered on numerous preseason watch lists this summer.
- A total of eight Tigers had their names listed on a total of a dozen national award watch lists:

Ahmad Hardy..... Maxwell, Doak Walker
Cayden GreenOutland,
Connor Tollison ... Rimington, Comeback PDY, AFCA Good Works, Wuertffel
Triston Newson..... Butkus
Blake Craig Lou Groza
Kevin Coleman Jr...... Biletnikoff
Brett Norfleet..... Mackey
Josiah Trotter..... Lombardi

PRESEASON ALL-AMERICAN

- Junior OL **Cayden Green** was a popular All-America pick this preseason, landing on a plethora of lists.

Phil Steele First Team
Sports Illustrated First Team
Associated Press (AP)..... Second Team
Walter Camp Second Team
Sporting News Second Team
Athlon Sports Third Team

TIGERS DOMINANT IN NON-CONFERENCE

- With its 42-6 win over UMass, Mizzou extended its regular-season non-conference win streak to 14 games, dating back to Sept. 17, 2022.
- Mizzou has owned its home turf in recent years against non-conference competition, winning each of its last 23 non-SEC games on Faurot Field dating back to an October 21, 2017, victory over Idaho.
- Under head coach **Eli Drinkwitz**, the Tigers are 20-4 overall in non-conference action - including wins over No. 7 Ohio State (2023 Cotton Bowl) and Iowa (2024 Music City Bowl). In regular-season non-conference action, Missouri is 18-2 under Drinkwitz.

UN-BEAU-LIEVABLE: NATIONAL HONORS

- Mizzou QB **Beau Pribula** broke out on the national stage with his performance in the 42-31 win over Kansas on Sept. 6 and was named the Maxwell Award's National Player of the Week, in addition to being named to the Davey O'Brien Award "Great Eight".
- The Penn State transfer completed 30-of-39 passes (76.9%) for 334 yards, 3 TD and 0 INT and finished with a passer rating of 174.25.
- Pribula led Mizzou back from three deficits in the game, including 15 points in the first half and two second-half deficits, on the way to an 11-point victory.
- Pribula was 10-of-12 passing on 3rd down for 119 yards with five first down conversions and went 4-for-5 on 4th down for 54 yards and two touchdowns.

GIUDICE GARNERS NATIONAL ATTENTION

- In addition to earning SEC Offensive Lineman of the Week honors on Sept. 8, MU offensive lineman **Dominick Giudice** was named Outland Trophy National Player of the Week on Tuesday, Sept. 9, for his performance in the win over Kansas on Sept. 6.
- He helped pave the way for a pair of 100-yard rushers (**Jamal Roberts**, 143; **Ahmad Hardy**, 112) as the Tigers exploded for 261 yards on the ground. Overall, Mizzou amassed 595 yards of offense.
- Giudice was named to the *Pro Football Focus* National Team of the Week at left guard on Sept.15 after helping RB **Ahmad Hardy** rush for a career-high 250 yards and three touchdowns vs. Louisiana.

HARDY NAMED DOAK WALKER, WALTER CAMP POW

- RB **Ahmad Hardy** picked up multiple national honors after his 250-yard, 3-TD performance against Louisiana.
- Hardy was first named the *Pro Football Focus* Offensive Player of the Week on Sept. 14, then added Doak Walker Award Player of the Week and Walter Camp National Offensive Player of the Week to his name on Sept. 16.

FOUR TIGERS EARN SEC HONORS FOLLOWING OPENER

- Following the 29-20 win over South Carolina in the SEC opener on Sept. 20, four Tigers took home weekly accolades from the Southeastern Conference:

Ahmad Hardy..... Offensive Player of the Week
Keagan Trout OL of the Week
Zion Young DL of the Week
Robert Meyer..... Freshman of the Week

PFF WEEK 5 SEC TEAM OF THE WEEK PERFORMERS

- Following the 42-6 homecoming win over UMass on Sept. 27, RB **Ahmad Hardy** and WR **Kevin Coleman Jr.** landed on *Pro Football Focus'* Southeastern Conference Week 5 Team of the Week.
- Hardy ran the ball 24 times for 130 yards and matched a career high with three touchdowns to notch his seventh-consecutive 100-yard rushing game dating back to last season while at UL-Monroe.
- Coleman Jr. reeled in a career-best 12 receptions for 108 yards to log his seventh-career 100-yard receiving game and his second of the season.

PUT 'EM ON NOTICE: MIDSEASON WATCH LIST ADDITIONS

- Last week, a pair of Tigers saw their names added to midseason watch lists for a pair of prestigious national awards.
- QB **Beau Pribula** was added to the midseason Maxwell Award Watch List, an award given to the nation's best all-around player.
- LB **Josiah Trotter** was added to the midseason Bednarik Award Watch List, an award given annually to the nation's top defensive player.
- Trotter was also added to the Lombardi Award midseason watch list on October 14.

SIX-GAME HOMESTAND

- Mizzou found itself with one of the most unique schedules in the country for 2025, opening the season with six-consecutive home games.
- The Tigers kicked off the season with a 61-6 win over Central Arkansas and followed it up with wins over Kansas (42-31) and Louisiana (52-10).
- Mizzou opened SEC play with a 29-20 win over South Carolina to stay unbeaten before earning a 42-6 homecoming win over UMass to improve to 5-0.
- MU finished the homestand by suffering its first home defeat since October 7, 2023, dropping a three-point game to No. 8 Alabama and seeing the nation's second-longest home winning streak (15 games) come to a close.
- Saturday's game against Mississippi State will mark the eighth and final home game of the 2025 season - the most home games in program history.

HIGH-POWERED OFFENSE

- Missouri ranks 21st nationally and fifth in the SEC in total offense with 451.8 yards per game.
- The Tigers rank 30th nationally (7th SEC) in scoring, averaging 33.3 points per game.
- In addition, Mizzou leads the SEC and is eighth nationally in rushing at 232.3 YPG, while ranking 15th in third down conversion percentage (49.2%).

WARNING: EXPLOSIVE

- Mizzou boasts one of the most dynamic offenses in the nation, ranking 21st in total offense (451.8 YPG).
- A key to that success has been explosive plays - 10-plus yards on rushes and 15-plus yards on passes - with the Tigers totaling 107 explosive plays in eight games (11.9 per game).
- MU has 65 explosive rushes on the season and another 42 explosive passes.
- The Tigers have 15 pass plays of 25 yards or more with a long of 50 yards while the rushing attack boasts 19 rushes of 20 yards or more, including a 63-yard touchdown by **Jamal Roberts** and a 71-yard scoring scamper from **Ahmad Hardy**.
- Hardy is tied for third nationally among running backs with 28 carries of 10-plus yards this season.

THIRD-DOWN SUCCESS

- Mizzou ranks 15th nationally and third in the SEC in 3rd-down conversion percentage, converting at a .492 clip.
- The Tigers have picked up a total of 224 first downs on the season to rank 13th nationally, averaging 24.9 first downs per game.
- On the flip side, MU has the No. 9 third-down defense in the country, holding opponents to a .304 conversion rate while ranking third in the SEC.
- Mizzou has limited opponents to just 131 first downs on the season - an average of 14.5 per contest, the sixth-fewest in the nation.

OFFENSIVE PUNCH

- MU owns the nation's No. 30 scoring offense and is averaging 33.3 points per game offensively, outscoring opponents by a margin of 14.2 points per game.

OWN THE BALL

- The Tigers have owned the ball and controlled the time of possession game on a consistent basis this season.
- Mizzou ranks fourth nationally and leads the SEC in time of possession (33:34). Army is the national leader (35:35).
- The Tigers have won the TOP margin in seven of nine games this season and have twice owned the ball for 40-plus minutes.
- Mizzou controlled the clock for a season-high 42:51 in a 52-10 win over Louisiana.
- The Tigers lost the TOP battle for the first time all season in their three-point loss to the eighth-ranked Crimson Tide, maintaining possession for a season-low 21:27.
- The Tigers are 6-1 this season when winning the time of possession battle.
- In the Drinkwitz era, Mizzou is 33-8 (.805) overall when winning the time of possession battle.

LOPSIDED YARDAGE

- Mizzou is one of eight teams in the country to rank inside the top 25 in both total defense (No. 10, 270.0 YPG) and total offense (No. 21, 451.8 YPG).
- The Tigers are outgaining their opponents by an average of 181.8 yards per game - the best ratio in the SEC and the sixth best in FBS.
- In comparison, Oregon, who ranks 13th in total offense and third in total defense, is outgaining its opponents by 232.3 yards per game to lead the country.
- Mizzou leads the SEC in this department as only five other conference teams rank inside the top-20 nationally: Ole Miss (No. 10), Texas A&M (No. 12), Georgia (No. 16) Oklahoma (No. 18) and Tennessee (No. 20).

NATIONAL LEADERS: TOTAL YARDAGE RATIO

(TOTAL OFFENSIVE YARDS TO TOTAL DEFENSIVE YARDS ALLOWED)

NO.	TEAM	TOTAL OFF.	TOTAL DEF.	RATIO
1.	Oregon	471.6 #13	239.3 #3	+232.3
2.	Indiana	487.0 #8	257.1 #5	+229.9
3.	Ohio St.	441.1 #25	211.6 #1	+229.5
4.	Texas Tech	479.9 #10	269.7 #9	+210.2
5.	Toledo	437.2 #30	232.6 #2	+204.6
6.	Missouri	451.8 #21	270.0 #10	+181.8
7.	Florida St.	493.8 #3	317.4 #24	+176.4
8.	Utah	477.2 #11	301.1 #16	+176.1
9.	JMU	438.4 #28	269.4 #8	+169.0
10.	Ole Miss	489.4 #4	323.1 #30	+166.3
11.	USC	503.2 #2	346.8 #48	+156.4
12.	Texas A&M	459.8 #17	317.3 #23	+142.5
13.	East Carolina	467.7 #14	326.0 #37	+141.7
14.	Notre Dame	466.1 #15	334.9 #45	+131.2
15.	Miami	410.7 #48	285.1 #11	+125.6
16.	Georgia	436.3 #32	310.8 #20	+125.5
17.	North Texas	487.8 #5	364.4 #64	+123.4
18.	Oklahoma	373.7 #77	264.2 #7	+109.5
19.	Pitt	426.8 #36	318.3 #25	+108.5
20.	Tennessee	504.1 #1	395.9 #97	+108.2

RUN THE BALL, STOP THE RUN

- Along with a lopsided yardage ratio, Mizzou is tied for the 13th-best rushing touchdowns to rushing touchdowns allowed ratio in the country - third best in the SEC.

NATIONAL LEADERS: RUSH TD SCORED/ALLOWED RATIO

(RUSHING TD SCORED TO RUSHING TD ALLOWED)

NO.	TEAM	TD SCORED	TD ALLOW.	RATIO
1.	Vanderbilt	28	6	+22
2.	JMU	24	4	+20
3.	Florida St.	27	8	+19
	Notre Dame	26	7	+19
	Indiana	24	5	+19
6.	Memphis	32	14	+18
	Utah	27	9	+18
8.	Texas Tech	22	5	+17
9.	Ole Miss	28	12	+16
	Michigan	25	9	+16
	USC	24	8	+16
	Miami	21	5	+16
13.	Missouri	24	9	+15
	Navy	31	16	+15
	North Texas	30	15	+15
	East Carolina	23	8	+15

HARDY: INTO THE RECORD BOOKS

- Mizzou running back **Ahmad Hardy** became the 16th individual 1,000-yard rusher in program history late in the game against the third-ranked Aggies.
- His 1,000-yard season is the 21st overall in program history.
- Hardy is one of four players nationally to reach the 1,000-yard milestone so far this season.

PUT ON YOUR HARD-Y HAT

- 2024 Freshman All-America transfer RB **Ahmad Hardy** gave fans a glimpse of his talent in Mizzou's 61-6 season-opening win over Central Arkansas on August 28.
- He carried the rock 10 times for 100 yards and a touchdown to mark the seventh time eclipsing 100 yards on the ground in his last eight games dating back to last season at UL-Monroe.
- In the win over Kansas he carried the rock 25 times for 112 yards and a score.
- According to *Pro Football Focus*, Hardy forced 12 missed tackles vs. KU - more than any back in the country.
- Against Louisiana, the powerful sophomore went off for a career-high 250 yards and rushed for three touchdowns on 22 carries. His 250 yards were the seventh most all-time by a Tiger in a single game.
- Of his 250 yards, 167 of them came after contact as he forced another dozen missed tackles, leading the country in both categories for the week and grading out at 91.4 for the week by *Pro Football Focus*. In addition, Hardy had nine rushes of 10+ yards against the Ragin' Cajuns to lead the nation in that department.
- In his first SEC action, Hardy toted the rock another 22 times for 138 yards and a score against South Carolina.
- Hardy went over the 100-yard mark for the fifth game in a row to begin the season with a 24 carry, 130-yard effort in the homecoming win over UMass - rushing for three touchdowns for the second time of his career.
- He ranks third in the entire country with 1,046 rushing yards and seventh with 12 rushing touchdowns, leading the SEC in yardage and ranking second in touchdowns.
- Hardy has hit paydirt at least once in seven out of nine games and has scored multiple touchdowns thrice, including a pair of three-touchdown outings.
- Including six games this season, Hardy has rushed for 100+ yards in 12 out of his last 16 games dating back to last season while playing at UL-Monroe.
- Hardy's latest 100-yard effort came against the No. 3 Aggies on Nov. 8, rushing for 109 yards and a touchdown on 13 totes. His touchdown came from 45 yards out as he also broke off a 40-yard burst on the game's first offensive play.
- He also went over 1,000 yards for the season, becoming the 16th Tiger in program history to do so (21 overall 1,000-yard seasons). Hardy is one of four players nationally to reach the milestone this season.
- The Oma, Mississippi, native ran for 1,351 yards (5.9 avg.) and 13 TD in his freshman year at UL-Monroe, earning Sun Belt Fresh. of the Year honors before bringing his talents to Columbia.

HARDY: 0-STAR RECRUIT TO MIDSEASON ALL-AMERICAN

- From the small town of Oma, Mississippi, Hardy was not highly-recruited - even after putting up 2,442 yards as a senior and leading the entire state in rushing, also playing linebacker on the other side of the ball.
- Hardy was ranked outside the top 150 running backs in the country and received just one DI offer, UL-Monroe.
- After turning heads with his Freshman All-America and Sun Belt Freshman of the Year campaign in 2024, Hardy entered the portal as a 4-star recruit and the No. 6 running back before choosing Mizzou over Ole Miss and others.
- If he hadn't already, Hardy officially entered the national spotlight after being named a Midseason All-American by *Sporting News*, *CBS Sports* and *The Athletic*, respectively.
- Hardy was also named KIA Player of the Month on Oct. 14.

HARD-Y TO HANDLE

- Sophomore RB **Ahmad Hardy** is proving to be one of the nation's best running backs early in the 2025 season and a big part of that his ability to gain yards after contact.
- He ranks third nationally in rushing (1,046 yards), averaging 116.2 yards per game and is *Pro Football Focus'* top-graded back (89.6), but his ability to absorb contact and keep going has separated him from the rest.
- According to PFF, Hardy's 791 yards after contact are second most in the nation and account for 75.6 percent of his 937 total rushing yards this season.

NATIONAL YAC LEADERS
(YARDS AFTER CONTACT, PER *PRO FOOTBALL FOCUS*)

NO.	PLAYER	YAC	% OF TOTAL
1.	C. Cook (JVILLE STATE)	822	69.6%
2.	A. Hardy (MIZZOU)	791	75.6%
3.	A. Raymond (RUTGERS)	725	72.5%
4.	K. Lacy (OLE MISS)	666	73.0%
5.	K. Owens (FIU)	645	67.5%

WRAP UP!

- Missouri's five running backs who have a carry this season have forced 106 missed tackles on 299 carries.
- **Ahmad Hardy** ranks third nationally in missed tackles forced according to *PFF* with 65.
- *PFF* also features a signature stat, called the elusive rating, that measures the success and impact of a runner with the ball independently of blocking. Hardy boasts an elusive rating of 178.8, which leads the nation (min. 168 rush attempts) by a wide margin.

MISSED TACKLES FORCED
(MIZZOU RUNNING BACKS)

NO.	PLAYER	MISSED TACK. FORCED	RUSHES
1.	Ahmad Hardy	65	173
2.	Jamal Roberts	24	82
3.	Marquise Davis	15	34
4.	Brendon Haygood	2	4
5.	Tavorus Jones	1	6
Total:		106	299

DYNAMIC DUO

- Mizzou running backs **Ahmad Hardy** and **Jamal Roberts** have been one of the nation's most dynamic rushing duos through the season's first eight games.
- While Hardy ranks fourth nationally and leads the Southeastern Conference with 1,046 rushing yards (6.1 YPC), Roberts has added 538 yards on 83 carries (6.5 YPC) to rank 12th in the SEC himself.
- The rushing duo of Hardy and Roberts ranks third nationally and second among RB duos behind only Michigan's Justice Haynes and Jordan Marshall.

TOP RUSHING DUOS NATIONALLY
(TOTAL RUSHING YARDS, * = QB)

NO.	PLAYER	YARDS	AVG.
1.	Cook/*Creel (JVILLE STATE)	1,784	6.0
2.	Haynes/Marshall (MICHIGAN)	1,586	6.5
3.	Hardy/Roberts (MIZZOU)	1,584	6.2
4.	Love/Price (NOTRE DAME)	1,556	6.2
5.	Washington Jr./*Green (ARKANSAS)	1,477	6.3
6.	*Horvath/Tecza (NAVY)	1,469	6.3
	Dickey/Williams (TEXAS TECH)	1,469	5.6
8.	*Szarka/Allen (AIR FORCE)	1,416	5.4
9.	Henry Jr./Henderson III (UTSA)	1,400	7.1
10.	Bangura/*Navarro (OHIO)	1,366	5.4

GETTING RICH WITH PAYDIRT

- Through the season's first nine games, the Tigers have rushed for 24 touchdowns - tied for second-most in program history through the season's first nine games.
- Mizzou's 24 rushing touchdowns are tied for 13th-most in the country through nine games.

MOST RUSHING TOUCHDOWNS SINCE 2000
(THROUGH FIRST NINE / TEN GAMES)

NO.	SEASON	TDs	AFTER 10 GMS
1.	2017	28	30
2.	2025	24	?
3.	2013	24	26
4.	2002	23	29
5.	2003	23	25
6.	2011	22	24

- The Tigers have rushed for at least one touchdown in eight of nine games this season and have rushed for multiple scores in seven of those games.

2025 GAME-BY-GAME RUSHING TOUCHDOWNS
(ALL GAMES)

GAME	OPPONENT	TDs
1	Central Arkansas	4
2	Kansas	2
3	Louisiana	5
4	South Carolina	2
5	UMass	5
6	No. 8 Alabama	1
7	Auburn	3
8	No. 10 Vanderbilt	0
9	No. 3 Texas A&M	2

HISTORIC DEBUT: WELCOME TO THE BEAU SHOW

- In his Missouri debut, QB **Beau Pribula** went 23-of-28 passing with 346 total yards of offense and four total TD.
- Pribula recorded the highest completion percentage by a Mizzou quarterback in their debut (23-28, 82%), topping **Brady Cook's** debut in 2021 against Army (27-34, 79%).
- Pribula became the first Missouri QB to throw for two touchdowns and run for two touchdowns in the same game since **Drew Lock** against Arkansas in 2018.
- Pribula became the sixth quarterback to throw for at least 200 yards and a pair of touchdowns in his Mizzou debut. His 283 yards rank sixth all-time in Mizzou quarterback debuts.
- Pribula's two rushing touchdowns were the most by a quarterback in their Mizzou debut since **Warren Seitz** in 1984 against Illinois (Sept. 8). The York, Pennsylvania native totaled 65 rushing yards on ten attempts.
- Pribula became the 10th Missouri QB since 1958 (Start of Big 8) and first since **James Franklin** at Baylor in 2011 with at least 283 yards passing and 65 yards rushing.
- Pribula ran in a 31-yard touchdown in the second quarter, marking the longest touchdown run by a Missouri quarterback since **Blaine Gabbert** in 2010 (32 against Kansas State.)
- On his first pass attempt as a Tiger, Pribula found a wide open **Marquis Johnson** on a deep post for a 49-yard touchdown on Missouri's first points of the season. The touchdown strike came on just the fourth play of the season for the Tigers.
- Pribula sparked the Tigers to 61 points and 560 yards of total offense, 346 yards of which he accounted for.

BEAU KNOWS BORDER WAR

- With his 30-for-39, 334-yard passing performance with three touchdowns against the Jayhawks, QB **Beau Pribula** put together one of the best days for a Mizzou signal caller in Border War history on Sept. 6.
- Pribula's 334 passing yards marked the most by a Tiger against Kansas since **Chase Daniel** threw for 361 yards in 2007 as No. 3 Mizzou took down No. 2 Kansas at Arrowhead Stadium.

COOL UNDER PRESSURE

- QBs **Beau Pribula** and **Matt Zollers** have combined to for eight fourth-down completions this season.
- On 3rd and 4th down vs. Kansas, Pribula went 14-of-17 for 179 yards and three touchdowns.
- On the season, Pribula is 39-of-65 for 418 yards, six touchdowns and 29 first downs (44.6%).
- In relief of an injured Pribula at No. 10 Vandy, true freshman QB **Matt Zollers** stepped in and went 7-of-8 passing on 3rd and 4th downs, totaling 85 yards, a touchdown and four first downs. His touchdown strike came from six yards out on 4th down.

MOST 4TH DOWN PASS CONVERSIONS IN A SEASON
(LAST 30 YEARS)

NO.	PLAYER	YEAR	COMP.
1.	Connor Bazalak	2020	6
2.	Beau Pribula	2025	[4 vs. KU] 5
	Brady Cook	2022	5
	Drew Lock	2018	5
	Brad Smith	2002	5
6.	James Franklin	2011	4
	Blaine Gabbert	2009	4
	Chase Daniel	2007	4
9.	Matt Zollers	2025	[all vs. Vandy] 3

MOST 4TH-DOWN TD PASSES IN A SEASON
(LAST 30 YEARS)

NO.	PLAYER	YEAR	COMP.
1.	Pribula (2) / Zollers (1)	2025	3
	James Franklin	2011	3
	Chase Daniel	2007	3

ZOLLER, ZOLLER BILLS, Y'ALL

- True freshman QB **Matt Zollers** got his first taste of the big time in his first game on campus as a Tiger.
- The former four-star recruit and ESPN's No. 93 overall prospect, Zollers entered for his first collegiate action in the fourth quarter of Mizzou's season opener.
- His first collegiate pass attempt was a nine-yard completion to fellow freshman, WR **Donovan Olugbode**.
- Three plays later, Zollers found another freshman, R-Fr. TE **Jude James** in the flat, who broke a tackle and went 40 yards to the house for six for the first TD pass of Zollers' career.
- Zollers completed his third and final pass attempt on the following drive to Olugbode for another nine-yard gain. He ended his collegiate debut 3-for-3 passing for 58 yards and a touchdown.
- Zollers entered in relief of an injured **Beau Pribula** on the road at No. 10 Vandy and filled in admirably, nearly leading a fourth-quarter comeback.
- The true freshman completed 14-of-23 passes for 138 yards and a touchdown - including 7-of-8 passing on 3rd and 4th downs, totaling 85 yards, a touchdown and four first downs.
- He made the first start of his career on Nov. 8 against third-ranked Texas A&M and continued to build chemistry with fellow true freshman **Donovan Olugbode** as the pair linked up three times for 74 yards.

GET YOURSELF A COLEMAN

- WR **Kevin Coleman Jr.**, a first-year transfer by way of Mississippi State, returns to his home state after being named a Third Team All-SEC selection for the Bulldogs in 2024.
- A native of St. Louis, Coleman Jr. hauled in 74 receptions for six touchdowns and came up just shy of a 1,000-yard season (932 yards) to rank fifth in the SEC - leading the Bulldogs in all three receiving categories a year ago.
- Coleman Jr. registered four 100-yard games in 2024.
- In his Missouri debut, he led the team with six receptions, totaling 48 yards to go along with a 44-yard punt return - marking Mizzou's longest since **Luther Burden III's** 78-yard return vs. Albilene Christian (9/17/22).
- K.C. had his coming out party in the 42-31 win over Kansas, hauling in a career-high 10 receptions for 126 yards and a pair of touchdowns.
- It marked the sixth 100-yard outing of Coleman's career and marked the best performance by a Tiger pass catcher vs. the Jayhawks since **Justin Gage** hauled in 11 balls for 148 yards in 2001.
- He added eight catches and 84 yards in the win over Louisiana on Sept. 13.
- Coleman Jr. set a career high in receptions (12) once again in the homecoming win over UMass, totaling 108 receiving yards to notch his seventh-career 100-yard performance.
- On the road at No. 10 Vandy, Coleman Jr. logged his third 100-yard game of the season and eighth of his career, leading the team with seven catches for 109 yards. He added 44 rushing yards on two carries to total 153 scrimmage yards - a season high.
- On the season, Coleman Jr. has logged six-plus catches five times and at least one catch in all nine games.
- Coleman Jr. leads the team with 52 receptions (No. 3 in SEC) and 559 receiving yards (62.1 YPG).

SAY IT WITH ME NOW, "UH-LOO-BIH-DAY"

- True freshman WR **Donovan Olugbode** gave fans a glimpse of his talent in his collegiate debut vs. Central Arkansas on August 28.
- A former consensus four-star recruit, top-100 player nationally and No. 20 WR by ESPN, Olugbode sticks out with a physical 6-2, 212-pound frame as a freshman.
- In his first action as a Tiger, Olugbode reeled in four catches for 37 yards, tying for third on the team in receptions.
- In the win over Kansas, Olugbode came down with one of the biggest catches of the game when he hauled in a one-handed catch over a KU defensive back for a first down on a crucial 4th and 10 late in the first half, leading to a field goal that cut the deficit to 21-18 at the time.
- The freshman showed up in the matchup with No. 8 Alabama, leading the Tigers with three receptions for a career-high 55 yards and his first collegiate touchdown.
- He led the Tigers in receiving for a second-straight game in the road win at Auburn - the first road game of his career - hauling in five passes for 69 yards.
- Olugbode played a career-high 51 snaps against No. 3 Texas A&M and led the team in receiving with three catches for 74 yards, marking his third time leading Mizzou in receiving during his true freshman campaign.
- Olugbode is now third on the team in receiving yards (287) while his 20 receptions rank fifth on the squad.

IN THE GREEN

- Preseason consensus All-American OL **Cayden Green** looked the part in the 42-31 win over Kansas on Sept. 6.
- Making his second start at left tackle, Green played 47 pass-block snaps without allowing a single pressure.
- *Pro Football Focus* graded him out at 90.9 for the week.
- In his third-career start at LT against Louisiana in week three, he was the top-ranked tackle in the country, rating out at 92.0 by *Pro Football Focus*.
- According to *PFF*, Green is currently graded as the No. 10 pass-blocking tackle in the country (86.2) and is graded as the No. 33 tackle overall (78.7).

IN KEAGEN WE TROST

- At the other end of the offensive line, RT **Keagen Trost** is currently the nation's eighth-ranked overall lineman and is No. 4 among tackles with a grade of 87.9.
- Beyond that, Trost is the 12th-ranked run blocker in the country according to *PFF*, earning a grade of 85.4.
- Trost was the second-highest graded offensive tackle nationally in the win over Louisiana at 89.6.
- In the SEC opener against South Carolina, Trost earned *PFF's* No. 4 grade among all O-linemen at 86.6.

GET ON YOUR FEET FOR NORFLEET

- TE **Brett Norfleet** found the endzone with a one-yard reception from QB **Beau Pribula** at the end of the first half in Mizzou's 61-6 win over Central Arkansas in the season opener on August 28.
- The big tight end broke out for a career day in Mizzou's 42-31 win over Kansas, registering career bests in receptions (7) and receiving yards (76) while hauling in a pair of touchdowns for the second time of his career.
- In the homecoming win over UMass, Norfleet hauled in six receptions for 52 yards and his fourth touchdown of the campaign.
- He leads the Tigers with five receiving touchdowns on the year while his 26 receptions rank third.
- His 224 receiving yards are fifth most on the team while he's caught at least one pass in every game he's played in.
- Additionally, Norfleet's five receiving touchdowns are tied for third most in the country by a tight end this season (Michael Trigg; Baylor, Brody Foley; Tulsa - 6).
- With his TD against UMass, he passed Michael Egnew for seventh all-time for most TDs by an MU tight end (9).
- Norfleet propelled himself into the top five with a 26-yard scoring reception from Pribula on the Tigers' opening drive against the Crimson Tide.
- He is now tied for fifth all-time in touchdowns among Mizzou tight ends with Andy Gibler and Kellen Winslow at 10.
- Norfleet also tied former Tiger tight ends Albert Okwuegbunam and Dwayne Blakley for most touchdowns by a tight end through the first six games of a season (5).

CAREER DAY FOR 'QUIS

- In Mizzou's season-opening win over Central Arkansas, WR **Marquis Johnson** went off for a career night.
- Johnson hauled in a 49-yard touchdown from Pribula on a deep post on Mizzou's first passing play (fourth play overall) of the season to put the Tigers on the board early.
- The speedy receiver led the Tigers with a career-high 134 receiving yards and a touchdown on five receptions - second to only fellow WR **Kevin Coleman Jr.** who reeled in six catches for 48 yards.
- In the win over South Carolina, his seven receptions matched a career-best mark, totaling 80 yards in the conference opener for his second-best output of the year.
- On the season, Johnson is second on the squad with 340 receiving yards and 28 receptions.

DEATH ROW DEFENSE

- Entering the Mississippi State matchup, Mizzou ranks 10th nationally in total defense (270.0 YPG).
- MU owns the country's No. 20 rushing defense (107.3 YPG) and No. 9 pass defense (162.7 YPG).
- After holding Louisiana to just four passing yards in week three, the Tigers then held South Carolina to minus-9 rushing yards in week four and limited UMass to just 124 total yards in week five.
- Louisiana's four passing yards were the fewest by a Tiger opponent since Oklahoma recorded zero in 1976.
- The minus-9 rushing yards for the Gamecocks were the sixth-fewest allowed in program history, the best since minus-14 vs. Colorado in 2009 and the fewest against an SEC opponent since joining the SEC.
- In addition, Mizzou ranks ninth nationally in third-down conversion defense (.304) and sixth in first down defense (131).
- The Tigers rank 21st nationally in scoring defense, allowing just 19.1 points per game.

NO FLY ZONE

- Mizzou currently ranks ninth nationally and leads the SEC in passing defense, allowing just 162.7 yards per game through the air.
- In addition, the Tigers rank 21st nationally in scoring defense, allowing just 19.1 points per game.
- MU has also allowed the sixth-fewest first downs in the country (131) while picking up the 13th-most offensively (224).

SUFFOCATING RUN DEFENSE

- The Tigers are currently allowing a stingy 107.3 yards per game on the ground - the 20th fewest in the country.
- Mizzou has limited opponents to 31 yards or fewer on the ground three times this season (Kansas, 31; South Carolina, -9; UMass, 19).
- In total, the Tigers have given up just 966 rushing yards.
- On the other side of the ball, the Tigers have the No. 8 rushing attack in the nation, averaging 232.3 yards per game on the ground to lead the SEC.
- MU is out-rushing opponents by 125.0 yards on average.

HISTORICAL RUN DEFENSE

- Entering the Mississippi State matchup, Mizzou has allowed 966 yards on the ground (107.4 YPG) - good for No. 20 in the country.
- The Tigers have a chance to set one of the best marks ever through the season's first 10 games.

FEWEST RUSHING YARDS ALLOWED

(THROUGH FIRST 10 GAMES)

NO.	SEASON	YARDS ALLOWED	AVG.
1.	1967	739	73.9
2.	1983	956	95.6
3.	1960	1,079	107.9
3.	1961	1,100	110.0
5.	1962	1,125	112.5

CRUSHING THE QUARTERBACK

- The Tiger pass rush has sacked the quarterback five times in two of its first five SEC games this season.
- This marks the fifth season since joining the SEC that Mizzou has logged multiple league games with 5+ sacks.

SEASONS WITH MULTIPLE 5+ SACK GAMES

(SEC GAMES, SINCE JOINING CONFERENCE)

SEASON	OPPONENT (SACKS)
2013	Vanderbilt (7), Florida (6), Kentucky (7)
2014	Florida (6), Tennessee (6)
2022	Kentucky (5), Arkansas (7)
2023	South Carolina (6), Arkansas (5)
2025	South Carolina (5), Auburn (5)

TROTTER LEADS TIGER DEFENSE

- R-So. LB **Josiah Trotter** transferred to Mizzou by way of West Virginia after earning 2024 Freshman All-America honors, totaling 92 tackles, 4.0 TFL, 0.5 sack, one INT, two PBU's and five QB pressures.
- The son of 11-year NFL vet, four-time Pro Bowler and Eagles HOF inductee, Jeremiah Trotter Sr., Trotter led the Tigers with eight tackles in his MU debut, adding a TFL.
- He again led the team with 11 tackles in the conference opener against South Carolina, just one shy of a career best. The Philadelphia native also caused disruption in the backfield with a pair of quarterback hurries and a TFL.
- He added five more tackles and a pair of TFLs in the win over Kansas, and added a pair of TFLs in the win over Louisiana on Sept. 13.
- Trotter totaled eight stops (three solo) with a pair of quarterback hurries, leading the Tiger defense once again in the three-point loss to Alabama.
- He once again led the Mizzou defense in the win at Auburn, coming up with eight stops (seven solo), his first sack as a Tiger, 2.0 TFL and a quarterback hurry.
- At No. 10 Vandy, Trotter paced the Mizzou defense once again with nine tackles (three solo).
- Trotter leads the Tigers with 59 total tackles and ranks second on the team with 8.5 TFL through nine games.
- Per *Pro Football Focus*, Trotter ranks fifth nationally and second in the SEC with a run defense grade of 91.2.

WILSON II GETS TO THE QUARTERBACK

- A junior DE transfer and two-year letterwinner at Georgia, **Damon Wilson II** announced his presence in his Tiger debut.
- After totaling 6.0 TFL and 3.5 sacks in 26 career games at Georgia, Wilson II racked up a pair of sacks in his Missouri debut.
- He recorded his third sack of the season in Mizzou's 52-10 win over Louisiana on Sept. 13, then picked up 0.5 sacks against South Carolina on Sept. 20 to match his career-high 3.5 sacks in a season and build on his team lead in the category.
- He added a tackle and forced three quarterback hurries in the homecoming win over UMass.
- Wilson II got to the quarterback twice more in MU's three-point loss to Alabama, running his team-leading sack total to 5.5. He also recovered a fumble and hurried the quarterback twice against the Crimson Tide.
- At No. 10 Vandy, Wilson II added two half sacks to his season total (6.5) - tied for 19th nationally (No. 5 in SEC).
- He also pulled down the first interception of his career on a batted pass and added a pair of quarterback hurries to his stat line vs. the Commodores.
- Wilson II's 10 quarterback hurries are tied for first on the team with fellow DE **Darris Smith**.
- According to *Pro Football Focus*, Wilson II ranks ninth nationally and second in the SEC in "PRP", a formula that combines sacks, hits and hurries relative to how many times they rush the passer, with a 11.0 grade.
- Wilson II has the 22nd-best overall grade by *Pro Football Focus* (83.8) of all EDGE rushers in the country and ranks fourth in the SEC.
- On the season, Wilson II has pressured the quarterback 34 times, according to *Pro Football Focus*, ranking 21st nationally in that category and is tied for 20th in QB hits (7).
- He ranks third in the SEC and 26th nationally among EDGE rushers with 22 QB hurries, according to PFF.

YOU KNOW WHAT TIME IT IS

- EDGE rusher **Zion Young** forms a formidable duo, lining up on the opposite side of **Damon Wilson II** to give Mizzou a pair of elite EDGE rushers.
- Young is tied for 52nd nationally and eighth in the SEC with 5.0 sacks to give the duo of Tiger EDGE rushers 11.5 on the season.
- Young leads the Tigers with 11.0 TFL, tied for 18th nationally in that statistic.
- In the win at Auburn, Young notched a pair of sacks, 2.5 TFL and five total tackles (three solo), including a sack in overtime to help seal the double-OT victory.
- He was named SEC Defensive Lineman of the Week on Oct. 20 for his performance.
- According to *Pro Football Focus*, Young ranks 21st nationally and fourth in the SEC in "PRP", a formula that combines sacks, hits and hurries relative to how many times they rush the passer, with a 9.7 grade.
- Young has the 32nd-best overall grade by *Pro Football Focus* (79.4) of all EDGE rushers in the country and ranks fifth in the SEC.
- According to PFF, Young is tied for 14th nationally in QB hits (8) and 32nd in total pressures (30).

2025 MIZZOU DRIVE CHART

LONGEST DRIVES BY YARDS

(MIN. 75 YARDS)

OPP.	QTR.	PLAYS	YARDS	TIME	RESULT
UCA	2Q	15	99	3:30	TD
USC	1Q	9	99	4:38	TD
UCA	3Q	7	99	3:09	TD
UMASS	2Q	14	89	7:31	TD
UCA	3Q	7	85	3:27	TD
KU	2Q	4	84	0:28	FG
BAMA	1Q	6	78	2:43	TD
KU	1Q	15	75	7:03	TD
VANDY	3Q	12	75	6:02	TD
KU	3Q	12	75	5:24	TD
USC	3Q	10	75	5:46	TD
KU	4Q	10	75	4:37	TD
UL	3Q	10	75	4:58	TD
BAMA	4Q	7	75	1:37	TD
USC	3Q	6	75	2:53	TD
UL	2Q	2	75	0:34	TD

LONGEST DRIVES BY PLAYS

(MIN. 10 PLAYS)

OPP.	QTR.	PLAYS	YARDS	TIME	RESULT
UL	3Q	17	73	10:43	TD
KU	2Q	17	63	8:40	FG
UCA	2Q	15	99	3:30	TD
KU	1Q	15	75	7:03	TD
UMASS	2Q	14	89	7:31	TD
UL	2Q	14	71	3:27	FG
UCA	1Q	14	35	6:05	FG
VANDY	2Q	13	69	7:48	FG
VANDY	3Q	12	75	6:02	TD
KU	3Q	12	75	5:24	TD
USC	2Q	11	71	2:14	FG
USC	2Q	11	60	5:32	FG
USC	3Q	10	75	5:46	TD
UL	3Q	10	75	4:58	TD
KU	4Q	10	75	4:37	TD
UL	1Q	10	73	5:17	TD
BAMA	2Q	10	57	3:32	FG
USC	4Q	10	57	3:29	FG
T&M	4Q	10	52	3:34	FG
UCA	1Q	10	50	4:29	FG
AU	1Q	10	24	5:05	FG

LONGEST DRIVES BY TIME

(MIN. 5:00)

OPP.	QTR.	PLAYS	YARDS	TIME	RESULT
UL	3Q	17	73	10:43	TD
KU	2Q	17	63	8:40	FG
VANDY	2Q	13	69	7:48	FG
UMASS	2Q	14	89	7:31	TD
KU	1Q	15	75	7:03	TD
UCA	1Q	14	35	6:05	FG
VANDY	3Q	12	75	6:02	TD
USC	3Q	10	75	5:46	TD
USC	2Q	11	60	5:32	FG
KU	3Q	12	75	5:24	TD
UL	1Q	10	73	5:17	TD
AU	1Q	10	24	5:05	FG

GAME-OPENING DRIVES

(FIRST OFFENSIVE DRIVE OF EVERY GAME)

OPP.	QTR.	PLAYS	YARDS	TIME	RESULT
UCA	1Q	4	64	2:12	TD
KU	1Q	5	71	2:09	TD
UL	1Q	10	73	5:17	TD
USC	1Q	11	39	5:30	PUNT
UMASS	1Q	7	68	3:24	TD
BAMA	1Q	6	78	2:43	TD
AU	1Q	6	11	2:53	PUNT
VANDY	1Q	3	3	0:58	PUNT
T&M	1Q	4	44	2:13	PUNT

FORCED THREE-AND-OUTS

(BY MIZZOU DEFENSE)

OPP.	QTR.	PLAYS	YARDS	TIME	RESULT
UCA	1Q	3	7	1:44	PUNT
UCA	2Q	3	4	1:47	PUNT
UCA	4Q	3	6	1:24	PUNT
KU	1Q	3	8	1:58	PUNT
KU	2Q	3	7	0:28	PUNT
KU	3Q	3	2	0:50	PUNT
KU	4Q	3	3	1:29	PUNT
UL	1Q	3	5	1:17	PUNT
UL	1Q	3	-2	1:13	PUNT
UL	1Q	3	9	1:54	PUNT
UL	2Q	3	-4	0:50	PUNT
UL	3Q	3	-7	1:55	PUNT
UL	3Q	3	0	0:30	PUNT
USC	2Q	3	-19	2:01	PUNT
USC	4Q	3	3	1:09	PUNT
USC	4Q	3	1	1:00	PUNT
UMASS	1Q	3	4	1:24	PUNT
UMASS	1Q	3	2	1:01	PUNT
UMASS	2Q	3	5	0:24	PUNT
UMASS	3Q	3	0	0:52	PUNT
UMASS	3Q	3	2	1:06	PUNT
UMASS	3Q	3	0	0:57	INT
UMASS	3Q	3	-5	0:36	PUNT
BAMA	4Q	3	0	0:23	PUNT
AU	1Q	3	-7	1:35	PUNT
AU	2Q	3	8	1:46	PUNT
AU	4Q	3	2	2:00	PUNT
VANDY	1Q	3	0	1:39	PUNT
VANDY	3Q	3	8	1:33	INT
VANDY	3Q	3	6	1:38	PUNT
VANDY	4Q	3	6	1:38	PUNT

- The Tigers have forced 31 three-and-outs through the season's first nine games (3.4 per game).
- In the homecoming win over UMass, Mizzou forced a season-high seven three-and-outs.
- The Tigers have forced at least one three and out in eight of nine games this season.

GOING THE DISTANCE

- In the 61-6 season-opening win over Central Arkansas, the Tigers drove the length of the field on two occasions, marking the first time in 20 years that a Southeastern Conference team had two 99-yard touchdown drives in a single game (per ESPN).
- Mizzou used 15 plays to drive 99 yards (3:30) just before half time, capped off with a one-yard pass from QB **Beau Pribula** to TE **Brett Norfleet** for six.
- In the third quarter, Pribula capped a seven play, 99-yard drive that took 3:09 with a one-yard keeper for his second rushing touchdown of the game.
- On the Tigers' second drive of the game in the SEC opener against South Carolina, Mizzou went 99 yards in nine plays (4:38) for its third field-length drive of the season. QB **Beau Pribula** found WR **Joshua Manning** for the receiver's first touchdown of the season to put the Tigers on the board from eight yards out.
- The 99-yard scoring drive marked the most for the Tigers in a season since at least 1984.

CARDIAC CATS

COMEBACK WINS (since 2023)

Opponent	Largest Deficit	Result
Middle Tennessee (2023)	7-3 (8:14, 2Q)	23-19
Kansas State (2023)	7-0 (10:46, 1Q)	30-27
Memphis (2023)	10-7 (2:15, 1Q)	34-27
Vanderbilt (2023)	7-3 (3:46, 1Q)	38-21
Kentucky (2023)	14-0 (2:09, 1Q)	38-21
Tennessee (2023)	7-3 (12:25, 2Q)	36-7
Florida (2023)	7-3 (7:49, 1Q)	33-31
Ohio State (2023)	3-0 (3:12, 1Q)	14-3
Boston College (2024)	14-3 (9:44, 2Q)	27-21
Vanderbilt (2024)	7-0 (9:06, 1Q)	30-27
Auburn (2024)	17-3 (11:08, 3Q)	21-17
Oklahoma (2024)	23-16 (2:00, 4Q)	30-23
Mississippi State (2024)	3-0 (11:42, 1Q)	39-20
Arkansas (2024)	14-7 (11:41, 3Q)	28-21
Iowa (2024)	24-14 (5:19, 3Q)	27-24
Kansas (2025)	21-6 (2:13, 1Q)	42-31
South Carolina (2025)	17-12 (8:27, 3Q)	29-20
Auburn (2025)	17-10 (10:31, 4Q)	23-17

(Time opposing team took the lead, quarter)

2ND HALF / OT COMEBACKS (since 2023)

Opponent	Deficit(s)	Result
Kansas State (2023)	24-17 (0:00, 4Q)	30-27
Kentucky (2023)	21-20 (14:14, 4Q)	38-21
Florida (2023)	14-13, 21-20 (3Q) 31-30 (0:05, 4Q)	33-31
Ohio State (2023)	3-0 (14:55, 4Q)	14-3
Vanderbilt (2024)	13-10 (8:18, 3Q) 27-20 (OT)	30-27
Auburn (2024)	17-3 (0:46, 4Q)	21-17
Oklahoma (2024)	9-3 (3Q), 23-16 (0:22, 4Q)	30-23
Arkansas (2024)	14-7 (3Q), 21-20 (1:53, 4Q)	28-21
Iowa (2024)	24-14 (3Q), 24-21 (4:36, 4Q)	27-24
Kansas (2025)	24-21 (3Q), 31-28 (4:14, 4Q)	42-31
South Carolina (2025)	17-12 (3Q), 20-18 (9:32, 4Q)	29-20
Auburn (2025)	17-10 (4Q, 2-OT)	23-17

(Time that Missouri regained the lead for remainder of game)

LARGEST COMEBACKS (since 2023)

- 15 points [21-6] vs. Kansas
- 14 points [14-0] at Kentucky, [17-3] vs. Auburn
- 11 points [14-3] vs. Boston College

STACKING WINS

- The Tigers made history in 2024 by securing nine-plus victories for the 10th time in program history.
- Missouri's 11-2 season in 2023 represented the ninth time in program history - and the first since 2014 - the Tigers reached the nine-win mark.
- The back-to-back nine-win seasons marked the first time since 2013-14 and just the third time in program history (2013-14 & 2007-08) the Tigers had achieved the feat. The Tigers achieved 10+ wins in all six years of those stretches.

MISSOURI'S NINE-WIN SEASONS

YEAR	W-L	NOTES
2024	10-3	Music City Bowl
2023	11-2	Cotton Bowl
2014	11-3	SEC East/Citrus Bowl
2013	12-2	SEC East/Cotton Bowl
2010	10-3	Big 12 North/Insight Bowl
2008	10-4	Alamo Bowl
2007	12-2	Big 12 North/Cotton Bowl
1969	9-2	Big 8/Orange Bowl
1960	11-0	Big 8/Orange Bowl
1899	9-2	--

SEASON-OPENING SUCCESS DURING DRINKWITZ ERA

- With the 61-6 win over Central Arkansas last Thursday, the Tigers improved to 5-1 in season-opening games (all at home) since head coach **Eli Drinkwitz** took over the program in 2020 and 87-43-5 all time in season openers.
- The 61 points posted by the Tigers marked the fifth time in the last nine season openers topping the 50-point plateau.

ACADEMIC SUCCESS

- The Tigers posted a team GPA of 3.00 this spring to mark the second-highest team GPA of any semester over the past decade.
- Over 35 Tigers appeared on the SEC Honor Roll.
- In addition, 56 players earned a GPA of 3.0 or higher this past spring while 20 student-athletes achieved a GPA of 3.5 or higher.
- Last season, Mizzou boasted a 97% exhausted-eligibility graduation rate.
- A total of 11 student-athletes on Mizzou's 2025 roster have completed graduation: **Jalen Catalon, Beau Pribula, Daylan Carnell, Triston Newson, Tommy Lock, Connor Weselman, Connor Tollison, Dominick Giudice, Keagen Trost, Bralen Henderson** and **Drey Norwood**.

TIGERS IN THE PROS

- As of November 10, 2025, Mizzou football has a total of 24 former student-athletes on NFL rosters.
- Most recently, Mizzou OL **Armand Membou** was selected in the first round (7th overall) of the 2025 NFL Draft by the New York Jets, tying former Tiger **Aldon Smith** as the third-highest pick in program history.
- Two more Tigers were selected in the 2025 NFL Draft following Membou's first-round selection: WR **Luther Burden III** (Round 2, 39th overall, Chicago Bears) and OL **Marcus Bryant** (Round 7, 220th overall, NE Patriots).

- Darius Robinson** (DE - ACTIVE) Arizona Cardinals
- Akayleb Evans** (CB - ACTIVE) Carolina Panthers
- Luther Burden III** (WR - ACTIVE) Chicago Bears
- Javon Foster** (OT/OG - PS) Cincinnati Bengals
- Isaiah McGuire** (DE - ACTIVE) Cleveland Browns
- Kris-Abrams Draine** (CB - ACTIVE) Denver Broncos
- Tyler Badie** (RB/KR - ACTIVE) Denver Broncos
- Johnny Walker Jr.** (DLB - RES.) Denver Broncos
- Trystan Colon** (C/OG - ACTIVE) Detroit Lions
- Ennis Rakestraw Jr.** (CB - RES.) Detroit Lions
- Ty'Ron Hopper** (LB - ACTIVE) Green Bay Packers
- JC Carlies** (LB - RES.) Indianapolis Colts
- Cody Schrader** (RB - ACTIVE) Jacksonville Jaguars
- Nick Bolton** (LB - ACTIVE) Kansas City Chiefs
- Harrison Mevis** (K - ACTIVE) LA Rams
- Albert Okwuegbunam** (TE - PS) Las Vegas Raiders
- Larry Borom** (OT - ACTIVE) Miami Dolphins
- Theo Wease Jr.** (WR - PS) Miami Dolphins
- Marcus Bryant** (OT - ACTIVE) New England Patriots
- Yasir Durant** (OT - RES.) New England Patriots
- Brady Cook** (QB - PS) New York Jets
- Armand Membou** (OT - ACTIVE) New York Jets
- Drew Lock** (QB - ACTIVE) Seattle Seahawks
- Jordan Elliott** (DT - ACTIVE) San Francisco 49ers

FUTURE OF FAUROT FIELD

- The University of Missouri celebrated a historic day, Nov. 30, 2024, by breaking ground on the newly named **Memorial Stadium Centennial Project**, a transformative renovation effort that will modernize the iconic home of Mizzou's football program.
- Construction on the **Memorial Stadium Centennial Project** is ongoing for the entirety of the 2025 season.
- The \$250 million renovation will be complete for the 2026 season, coinciding with the 100-year anniversary of Memorial Stadium's opening.
- The **Memorial Stadium Centennial Project** includes enhancements to fan amenities, expanded premium area seating and state-of-the-art facilities to ensure Memorial Stadium remains a premier venue for college football while honoring its tradition of excellence and service to Mizzou.



- Designed by Kansas City architecture firm DLR Group, the project includes a new multi-level north concourse addition and will feature a wide variety of new premium seating options, along with modernized concessions, enhanced restrooms and a new stadium entry plaza.
- As the largest renovation project in Memorial Stadium's history, the Centennial Project emphasizes collaboration between the university, athletics department, donors and the broader Mizzou community.



MIZZOU CAREER PARTICIPATION CHART

PLAYER	Consecutive GP-GS	Career G-GS	2025 G-GS	2024 G-GS	2023 G-GS	2022 G-GS	2021 G-GS	2020 G-GS	2019 G-GS
Santana Banner	9-0	26-12	9-1	*12-11	*5-0	-	-	-	-
Jeremiah Beasley	9-0	21-0	9-0	12-0	-	-	-	-	-
Daniel Blood	32-0	32-0	9-0	13-0	10-0	-	-	-	-
Vince Brown II	8-0	53-16	8-0	*13-12	*12-0	*11-4	*9-0	-	-
Marvin Burks Jr.	35-5	35-21	9-8	13-13	13-0	-	-	-	-
Daylan Carnell	35-1	52-34	9-8	13-12	13-13	13-1	4-0	-	-
Jalen Catalon	23-1	52-42	9-8	*14-14	*8-4	*1-1	*6-6	*10-9	*4-0
Kevin Coleman Jr.	48-5	48-38	9-7	*12-12	*14-11	*13-8	-	-	-
Blake Craig	0-0	17-0	1-0	13-0	3-0	-	-	-	-
Marquise Davis	0-0	3-0	3-0	-	-	-	-	-	-
Nick DeLoach Jr.	22-0	22-0	9-0	13-7	0-0	-	-	-	-
Jaylen Early	0-0	21-6	3-0	*8-6	*6-0	*4-0	-	-	-
Damarion Fowlkes	9-0	9-0	9-0	-	-	-	-	-	-
Dominick Giudice	9-9	27-14	9-9	*10-5	*3-0	*3-0	*2-0	-	-
Marquis Gracial	22-0	25-6	9-5	13-1	2-0	1-0	-	-	-
Trajen Greco	22-0	22-0	9-0	13-0	-	-	-	-	-
Cayden Green	4-4	31-25	7-7	13-13	*11-5	-	-	-	-
Whit Hafer	8-0	9-0	8-0	1-0	-	-	-	-	-
Stephen Hall	30-0	54-41	9-4	*13-13	*11-3	*12-12	*3-3	*6-6	-
Jackson Hancock	9-0	10-0	9-0	1-0	-	-	-	-	-
Ahmad Hardy	21-2	21-16	9-7	*12-9	-	-	-	-	-
Jordon Harris	4-1	32-10	9-3	12-6	12-1	-	-	-	-
Bralen Henderson	3-0	41-16	8-0	*14-14	*12-2	*5-0	*2-0	-	-
Sam Horn	0-0	5-0	1-0	0-0	3-0	1-0	-	-	-
Brian Huff	9-0	10-0	9-0	1-0	-	-	-	-	-
Khalil Jacobs	9-0	39-7	9-3	6-1	*13-3	*11-0	-	-	-
Jude James	9-0	11-0	9-0	2-0	-	-	-	-	-
Marquis Johnson	15-0	34-9	9-7	12-2	12-0	-	-	-	-
Nate Johnson	1-0	32-16	7-0	*11-6	*14-10	-	-	-	-
Keiton Jones	0-0	2-0	2-0	-	-	-	-	-	-
Tavorus Jones	6-0	17-0	8-0	5-0	4-0	-	-	-	-
Ryan Jostes	0-0	2-0	2-0	-	-	-	-	-	-
Cameron Keys	9-0	10-0	9-0	1-0	-	-	-	-	-
Langden Kitchen	20-0	28-3	9-0	*11-3	*8-0	-	-	-	-
Jack Lange	0-0	1-0	1-0	-	-	-	-	-	-
Xavier Loyd	23-0	33-13	9-0	*14-13	*8-0	*2-0	*0-0	-	-
James Madison II	0-0	3-0	6-0	3-0	-	-	-	-	-
Joshua Manning	34-12	34-16	9-9	13-7	12-0	-	-	-	-
Jalen Marshall	18-0	23-2	9-1	12-1	1-0	1-0	-	-	-
Chris McClellan	47-11	47-19	9-9	13-9	12-1	13-0	-	-	-
Dante McClellan	8-0	8-0	8-0	-	-	-	-	-	-
Shamar McNeil	0-0	8-0	2-0	5-0	1-0	-	-	-	-
Robert Meyer	9-0	9-0	9-0	-	-	-	-	-	-
Triston Newson	16-1	57-28	9-5	12-12	13-2	*9-9	*9-0	*5-0	-
Brett Norfleet	0-0	31-23	8-8	11-8	12-7	-	-	-	-
Drey Norwood	30-3	50-26	9-7	13-13	12-5	13-1	*3-0	-	-
Donovan Olugbode	9-1	9-1	9-1	-	-	-	-	-	-
Curtis Peagler	10-9	12-9	9-9	3-0	-	-	-	-	-
Mose Phillips III	9-0	34-13	9-0	*12-11	*13-2	-	-	-	-
Beau Pribula	0-0	32-8	8-8	*13-0	*11-0	0-0	-	-	-
Toriano Pride Jr.	22-1	48-16	9-8	13-6	*12-1	*14-1	-	-	-
Jayven Richardson	8-0	17-2	8-2	6-0	*3-0	-	-	-	-
Logan Reichert	0-0	11-0	0-0	11-0	-	-	-	-	-
Jamal Roberts	22-0	24-2	9-2	13-0	2-0	-	-	-	-
Nicholas Rodriguez	19-0	20-1	9-1	11-0	-	-	-	-	-
Darris Smith	9-0	25-1	9-1	0-0	*5-0	*11-0	-	-	-
Connor Tollison	9-9	46-44	9-9	9-9	13-13	13-13	2-0	-	-
Keagan Trost	21-9	45-28	9-9	*12-11	*7-7	*11-0	*3-1	-	*3-0
Josiah Trotter	9-9	21-20	9-9	*12-11	0-0	-	-	-	-
Sterling Webb	8-1	46-22	8-4	13-3	*14-8	*11-7	-	-	-
Connor Weselman	33-0	34-0	9-0	*12-0	*12-0	*0-0	*1-0	-	-
Johnny Williams IV	0-0	21-2	3-0	*13-2	*5-0	-	-	-	-
Sam Williams	0-0	8-0	2-0	6-0	-	-	-	-	-
Tristan Wilson	13-0	18-0	9-0	8-0	1-0	-	-	-	-
Damon Wilson II	23-1	35-10	9-8	*14-2	*12-0	-	-	-	-
Zion Young	34-26	42-33	9-9	13-13	*12-9	*8-2	-	-	-
Matt Zollers	3-1	6-1	6-1	-	-	-	-	-	-



THE DRINKWITZ ERA



PROPERTY OF
MISSOURI FOOTBALL
EST. 1839

THE TIGERS - A DRINKWITZ-ERA COMPARISON

CATEGORY	2020	2021	2022	2023	2024	2025
Points Per Game	26.7	29.1	24.8	32.5	28.9	33.3
Total TDs	31	41	34	50	43	38
Yards Per Game	402.0	413.7	369.8	434.3	389.5	451.8
Yards Per Play	5.6	5.9	5.4	6.5	5.5	6.0
Rushing Yards Per Game	135.2	179.8	155.7	172.0	164.5	232.3
Rushing Yards Per Carry	3.9	5.0	4.1	4.5	4.1	5.3
Passing Yards Per Game	266.8	233.9	214.1	262.3	225.1	219.44
Passing Yards Per Attempt	7.4	6.7	7.0	9.0	7.2	7.1
Penalties/Yards/Per Game	58/498/49.8	83/775/59.6	101/828/63.7	93/709/54.5	73/658/50.6	44/455/50.6
Third-Down Conversion	43%	45%	40%	43%	46%	49%
Red Zone Conversion (TDs)	94% (59% TDs)	90% (65% TDs)	81% (60% TDs)	97% (62% TDs)	92% (62% TDs)	88% (68% TDs)
Takeaways	10 (4 INT/6 FR)	16 (11 INT/5 FR)	18 (11 INT/7 FR)	19 (9 INT/10 FR)	17 (7 INT/10 FR)	8 (5 INT/3 FR)
Giveaways	14 (6 INT/8 FL)	13 (11 INT/2 FL)	21 (9 INT/12 FL)	9 (7 INT/2 FL)	9 (5 INT/4 FL)	10 (7 INT/3 FL)
Points Allowed Per Game	32.3	33.8	25.2	20.8	20.4	19.1
Total TDs Allowed	42	57	37	31	29	21
Yards Allowed Per Game	408.0	434.2	339.9	336.1	317.5	270.0
Yards Allowed Per Play	6.1	6.4	5.3	5.3	5.4	4.8
Rushing Yards Allowed	162.2	227.4	125.5	122.8	136.2	107.3
Yards Allowed Per Carry	4.5	5.3	3.7	3.8	4.1	3.6
Passing Yards Allowed	245.8	206.8	214.4	213.2	181.3	162.7
Yards Allowed Per Attempt	7.9	8.2	7.1	6.8	7.3	6.0
Opponent Third-Down Conversion	38%	43%	34%	37%	30%	30%
Opponent Red Zone Conversion (TDs)	92% (81% TDs)	94% (76% TDs)	88% (65% TDs)	82% (54% TDs)	83% (56% TDs)	85% (54% TDs)

OFFENSE

LT	70	Cayden Green	6-5	324	Jr.
	75	Jayven Richardson	6-6	313	R-Sr.
LG	56	Dominick Giudice	6-4	312	Gr.
	50	Jaylen Early	6-4	321	R-Sr.
C	55	Connor Tollison	6-5	290	Gr.
	73	Tristan Wilson	6-4	302	R-Jr.
RG	77	Curtis Peagler	6-4	338	R-Jr.
	54	Henry Fenuku	6-3	305	Fr.
RT	79	Keagen Trost	6-4	316	Gr.
	60	Johnny Williams IV	6-7	327	R-So.
TE-Y	87	Brett Norfleet	6-6	260	Jr.
-or-	86	Jordan Harris	6-4	268	Jr.
	89	Jude James	6-2	236	R-Fr.
-or-	12	Vince Brown II	6-6	240	R-Sr.
WR-X	2	Marquis Johnson	5-11	190	Jr.
	6	Xavier Loyd	6-2	196	Gr.
-or-	82	Logan Muckey	6-0	199	Sr.
-or-	4	James Madison II	6-3	210	R-Fr.
WR-H	3	Kevin Coleman Jr.	5-11	180	Sr.
	10	Daniel Blood	5-10	194	Jr.
-or-	8	Shaun Terry II	5-11	175	Fr.
WR-Z	0	Josh Manning	6-0	213	Jr.
	1	Donovan Olugbode	6-2	212	Fr.
-or-	11	DaMarion Fowlkes	5-9	184	Fr.
QB	5	Matt Zollers	6-4	214	Fr.
	14	Brett Brown	6-1	185	R-Jr.
RB	29	Ahmad Hardy	5-10	210	So.
-or-	20	Jamal Roberts	6-0	212	R-So.
	22	Tavorus Jones	5-9	207	R-Jr.
-or-	7	Marquise Davis	6-0	217	Fr.

DEFENSE

DE	9	Zion Young	6-5	265	Sr.
	11	Langden Kitchen	6-6	264	Jr.
-or-	90	Nate Johnson	6-5	252	Jr.
NT	10	Sterling Webb	6-1	290	Sr.
-or-	33	Marquis Gracial	6-4	322	R-Jr.
	91	Elias Williams	6-3	270	R-Fr.
DT	7	Chris McClellan	6-4	323	Sr.
	81	Bralen Henderson	6-2	293	Gr.
-or-	95	Jalen Marshall	6-4	335	R-Jr.
JACK	8	Damon Wilson II	6-4	250	Jr.
	19	Darris Smith	6-5	240	R-Jr.
WLB	14	Triston Newson	6-2	230	Gr.
	20	Nicholas Rodriguez	6-0	215	So.
MLB	40	Josiah Trotter	6-2	240	R-So.
-or-	5	Khalil Jacobs	6-1	228	Sr.
	18	Jeremiah Beasley	6-0	237	So.
STAR	13	Daylan Carnell	6-2	225	Gr.
	3	Mose Phillips III	6-2	200	Jr.
ROVER	6	Jalen Catalon	5-10	204	Gr.
	15	Santana Banner	6-3	210	R-So.
FS	1	Marvin Burks Jr.	6-1	207	Jr.
	4	Trajen Greco	5-11	200	So.
CB	12	Drey Norwood	6-0	187	R-Sr.
	24	Nick DeLoach Jr.	6-0	187	R-So.
CB	2	Toriano Pride Jr.	5-10	190	Jr.
-or-	0	Stephen Hall	6-0	206	R-Sr.

SPECIAL TEAMS

P	45	Conor Weselman	6-3	225	Gr.
	43	John Butcher	6-1	217	Jr.
PK	88	Robert Meyer	6-3	180	Fr.
	48	Oliver Robbins	5-10	175	So.
KO	48	Oliver Robbins	5-10	175	So.
H	45	Conor Weselman	6-3	225	Gr.
	9	Beau Pribula	6-2	212	Gr.
SNP	51	Brett Le Blanc	6-3	214	Jr.
	38	Henry Crosby	6-2	184	Jr.
PR	3	Kevin Coleman Jr.	5-11	180	Sr.
	10	Daniel Blood	5-10	194	Jr.
-or-	11	DaMarion Fowlkes	5-9	184	Fr.
KOR	22	Tavorus Jones	5-9	207	R-Jr.
-or-	20	Jamal Roberts	6-0	212	R-So.
KOR	1	Marvin Burks Jr.	6-1	207	Jr.
-or-	11	DaMarion Fowlkes	5-9	184	Fr.

PRONUNCIATIONS

NICK **DELOACH** JR.DIH-LOACH
 ANTHONY **FAVROW**..... FAV (PRONOUNCED LIKE "HAVE")-ROW
 HENRY **FENUKU**..... FIH-NEW-KOO
DAMARION FOWLKES.....DAH-MAR-EE-ON FOLKS
 DOMINICK **GIUDICE**.....JOO-DEECE
 MARQUIS **GRACIAL**.....GRAH-CEE-ELLE
TRAJEN GRECO.....TRAY-JIN
 WHIT **HAFER**.....HAY-FURR
JAVION HILSON JAY-VEE-ON
DAEDEN HOPKINS.....DAY-DEN
KEITON JONES KEET-UN
TAVORUS JONES TUH-VAR-US
 RYAN **JOSTES**JOE-STISS

JACK LANGE LANG
XAVIER LOYD X-AVIER
SHAMAR MCNEILSHUH-MAR
 ADAM **MOLITOR**MALL-IH-TER
 DONOVAN **OLUGBODE**UH-LOO-BIH-DAY
MOSE PHILLIPS IIIMOWS
 BEAU **PRIBULA**.....PRI-BYOU-LA
 LOGAN **REICHERT**RYE-KERT
 KEAGAN **TROST**.....TROWST (RHYMES: THROW, TOAST)
 CONNOR **WESELMAN** WES-UHL-MEN
 MATT **ZOLLERS** ZAHL-ERS

ALPHABETICAL ROSTER

NO.	NAME	POS.	HT.	WT.	YR.	HOMETOWN/PREVIOUS	NO.	NAME	POS.	HT.	WT.	YR.	HOMETOWN/PREVIOUS
15	Banner, Santana	S	6-3	210	R-So.	Flint, Mich. / Mountain View [Ga.] / Northern Illinois	71	Jostes, Ryan	OL	6-6	317	R-Fr.	Washington, Mo. / Washington HS
30	Bass III, CJ	S	6-2	209	Fr.	St. Louis, Mo. / East St. Louis Senior [Ill.]	29	Keys, Cameron	CB	5-11	175	R-Fr.	Panama City, Fla. / A. Crawford Mosley
18	Beasley, Jeremiah	LB	6-0	237	So.	Detroit, Mich. / Belleville / Michigan	25	King, Jason	LB	6-1	227	Fr.	St. Louis, Mo. / De Smet Jesuit
10	Blood, Daniel	WR	5-10	194	Jr.	Destrehan, La. / Destrehan	11	Kitchen, Langden	DE	6-6	264	Jr.	Huntsville, Mo. / Westran / Northwest Missouri State
55	Bodford, Justin	DT	6-0	289	R-Fr.	Plantation, Fla. / St. Thomas Aquinas	76	Lange, Jack	OL	6-8	305	Fr.	Eureka, Mo. / Eureka
80	Bolton, Jayden	WR	6-3	193	Sr.	Frisco, Texas / Lone Star / UMHB	51	Le Blanc, Brett	LS	6-3	214	Jr.	Elkhorn, Wis. / Elkhorn Area
12	Brown II, Vince	TE	6-6	240	R-Sr.	Matteson, Ill. / Rich Central / Colorado State	15	Lock, Tommy	QB	6-3	180	Gr.	Lee's Summit, Mo. / Lee's Summit
14	Brown, Brett	QB	6-1	185	R-Jr.	Brentwood, Tenn. / Battle Ground Academy	6	Loyd, Xavier	WR	6-2	196	Gr.	Blue Springs, Mo. / Blue Springs / Illinois State
1	Burks Jr., Marvin	S	6-1	207	Jr.	St. Louis, Mo. / Cardinal Ritter	4	Madison II, James	WR	6-3	210	R-Fr.	Kansas City, Mo. / St. Thomas Aquinas [Fla.]
43	Butcher, John	P	6-1	217	Jr.	San Diego, Calif. / Grossmont HS / Grossmont CC	28	Manfred III, Mark	CB	6-1	175	Fr.	Marietta, Ga. / Sprayberry
13	Carnell, Daylan	S	6-2	225	Gr.	Indianapolis, Ind. / Ben Davis	0	Manning, Joshua	WR	6-2	213	Jr.	Lee's Summit, Mo. / Lee's Summit
6	Catalon, Jalen	S	5-10	204	Gr.	Mansfield, Texas / Mansfield Legacy / UNLV	95	Marshall, Jalen	DT	6-4	335	R-Jr.	Overland Park, Kan. / Saint Thomas Aquinas
3	Coleman Jr., Kevin	WR	5-11	180	Sr.	St. Louis, Mo. / St. Mary's HS / Mississippi State	7	McClellan, Chris	DT	6-4	323	Sr.	North Tulsa, Okla. / Dwasso / Florida
19	Craig, Blake	K	5-11	205	R-So.	Kansas City, Mo. / Liberty North	22	McClellan, Dante	LB	6-1	216	Fr.	Canton, Ohio / McKinley
38	Crosby, Henry	LS	6-2	184	Fr.	Memphis, Tenn. / Evangelical Christian School	65	McDermott, Henry	OL	6-5	325	Sr.	Webster Groves, Mo. / Webster Groves
46	Daily, Jackson	LB	6-1	234	So.	Alma, Ark. / Alma	26	McNeil, Shamar	CB	6-3	176	R-So.	Lauderhill, Fla. / American Heritage
7	Davis, Marquise	RB	6-0	217	Fr.	Cleveland, Ohio / Cleveland Heights	41	Merriweather, Rico	S	5-11	199	Jr.	St. Louis, Mo. / Lutheran North
24	DeLoach Jr., Nick	CB	6-0	187	R-So.	Cahokia, Ill. / Cahokia	88	Meyer, Robert	K	6-3	180	Fr.	Colfax, Calif. / Colfax
92	Dowell, Jason	DT	6-3	306	Fr.	Cahokia, Ill. / Althoff Catholic	63	Missouri, Chace	OL	6-0	316	R-Fr.	McDonough, Ga. / Eagle's Landing Christian Academy
96	Dubbart, Aidan	DE	6-2	246	Jr.	Columbia, Mo. / Rock Bridge	84	Molitor, Adam	TE	6-6	221	So.	Minneapolis, Minn. / Totino-Grace
50	Early, Jaylen	OL	6-4	321	R-Sr.	Duncanville, Texas / Duncanville / Florida State	82	Muckey, Logan	WR	6-0	200	Gr.	Lee's Summit, Mo. / Lee's Summit North
17	Eleby, Kameron	QB	6-1	212	Fr.	Maryland Heights, Mo. / Pattonville	14	Newson, Triston	LB	6-2	230	Gr.	Independence, Miss. / Independence / NE Mississippi CC
31	Favrow, Anthony	RB	5-8	206	Sr.	San Clemente, Calif. / Olathe West [Kan.]	87	Norfleet, Brett	TE	6-6	260	Jr.	O'Fallon, Mo. / Francis Howell
54	Fenuku, Henry	OL	6-3	305	Fr.	Fort Worth, Texas / North Crowley	12	Norwood, Drey	CB	6-0	187	R-Sr.	Fort Smith, Ark. / Northside / Texas A&M
81	Flaskamp, Noah	WR	6-1	203	Jr.	Collierville, Tenn. / Collierville	1	Olughbode, Donovan	WR	6-2	212	Fr.	Chicago, Ill. / IMG Academy [Fla.]
49	Flesner, Garrett	DE	6-3	268	Jr.	Quincy, Ill. / Quinicy Notre Dame	77	Peagler, Curtis	OL	6-4	338	R-Jr.	Demopolis, Ala. / Demopolis
11	Fowlkes, DaMarion	WR	5-9	184	Fr.	Montgomery Village, Md. / Our Lady of Good Counsel	3	Phillips III, Mose	S	6-2	200	Jr.	Nashville, Tenn. / Cane Ridge / Virginia Tech
99	Frick, Jadon	DT	6-0	265	So.	Orlando, Fla. / Boone	39	Pitts, Cameron	WR	6-0	160	Fr.	Chicago, Ill. / Christ the King Jesuit
56	Giudice, Dominick	OL	6-4	312	Gr.	Freehold, N.J. / Mater Dei / Michigan	31	Pogue, Nasir	CB	6-2	199	Sr.	Montgomery, Ala. / Auburn HS / Troy
97	Goodwin, Ryder	K	6-0	190	R-So.	Bristow, Okla. / Bristow / NEO A&M	9	Pribula, Beau	QB	6-2	212	Gr.	York, Pa. / Central York / Penn State
33	Gracial, Marquis	DT	6-4	322	R-Jr.	St. Louis, Mo. / St. Charles	2	Pride Jr., Toriano	CB	5-11	191	Sr.	St. Louis, Mo. / East St. Louis Senior [Ill.] / Clemson
4	Greco, Trajen	S	5-11	200	So.	Buford, Ga. / Mill Creek	53	Reese, Tommy	LB	6-0	217	Jr.	Newport Beach, Calif. / Mission Viejo
70	Green, Cayden	OL	6-5	324	Jr.	Lee's Summit, Mo. / Lee's Summit North / Oklahoma	66	Reichert, Logan	OL	6-6	344	R-So.	Kansas City, Mo. / Raytown
36	Gross, Sean	LS	6-0	214	Fr.	St. Louis, Mo. / Westminster Christian Academy	75	Richardson, Jayven	OL	6-6	313	R-Jr.	Baton Rouge, La. / East Ascension / Hutchinson CC
74	Hafer, Whit	OL	6-6	301	R-Fr.	Joplin, Mo. / Joplin	20	Roberts, Jamal	RB	6-0	212	R-So.	St. Louis, Mo. / St. Mary's HS
0	Hall, Stephen	CB	6-0	206	R-Sr.	Memphis, Tenn. / Olive Branch / Washington State	48	Robbins, Oliver	K	5-10	175	So.	Palm Beach Gardens, Fla. / Dwyer / Florida Memorial
34	Hancock, Jackson	S	6-0	196	R-Fr.	Canton, Ga. / Sequoyah	20	Rodriguez, Nicholas	LB	6-0	215	So.	Miami, Fla. / St. Thomas Aquinas
29	Hardy, Ahmad	RB	5-10	210	So.	Oma, Miss. / Lawrence County / Louisiana Monroe	64	Schranz, Joe	OL	6-3	280	Fr.	Kearney, Mo. / Kearney
86	Harris, Jordan	TE	6-4	268	Jr.	Pine Bluff, Ark. / Pine Bluff	19	Smith, Darris	DE	6-5	240	R-Jr.	Baxley, Ga. / Appling County / Georgia
16	Haygood, Brendon	RB	5-10	190	Fr.	Wylie, Texas / Sachse	18	Smith, Essien	QB	6-0	193	Fr.	Festus, Mo. / Festus
81	Henderson, Bralen	DT	6-2	293	Gr.	Pittsburgh, Pa. / Central Catholic / Ohio	78	Solis, Brandon	OL	6-7	301	R-So.	Nashville, Tenn. / David Lipscomb Academy
32	Hermestroff, Maddux	S	6-0	188	Fr.	Mundelein, Ill. / Mundelein	85	Terrell, Dakotah	TE	6-8	220	Fr.	Pocola, Okla. / Pocola
16	Hilson, Javion	DE	6-4	240	Fr.	Cocoa, Fla. / Cocoa	8	Terry II, Shaun	WR	5-11	175	Fr.	Ironton, Ohio / Ironton
88	Hoffman, Gavin	TE	6-5	239	R-Fr.	Leawood, Kan. / Blue Valley Northwest / Iowa	55	Tollison, Connor	OL	6-4	290	Gr.	Jackson, Mo. / Jackson
93	Hopkins, Daeden	DE	6-6	243	Fr.	Hermann, Mo. / Hermann	79	Trost, Keagen	OL	6-4	316	Gr.	Kankakee, Ill. / Kankakee / Wake Forest
21	Horn, Sam	QB	6-4	222	R-Jr.	Lawrenceville, Ga. / Collins Hill	40	Trotter, Josiah	LB	6-2	240	R-So.	Philadelphia, Pa. / Saint Joseph's Prep / West Virginia
17	Huff, Brian	LB	6-2	218	R-Fr.	Jonesboro, Ark. / Valley View	10	Webb, Sterling	DT	6-1	290	Sr.	St. Louis, Mo. / Westminster Christian / New Mexico State
26	Hultman, Brady	LB	5-11	200	Jr.	St. Charles, Mo. / Francis Howell / Wyoming	45	Weselman, Connor	P	6-3	225	Gr.	Atlanta, Ga. / The Westminster School / Stanford
5	Jacobs, Khalil	LB	6-1	228	Sr.	Jackson, Miss. / Niceville [Fla.] / South Alabama	60	Williams IV, Johnny	OL	6-7	327	R-So.	Macon, Ga. / Northeast / West Virginia
89	James, Jude	TE	6-2	236	R-Fr.	St. Charles, Mo. / Francis Howell	91	Williams, Elias	DT	6-3	270	R-Fr.	Tampa, Fla. / Hudson
2	Johnson, Marquis	WR	5-11	190	Jr.	Dickinson, Texas / Dickinson	94	Williams, Sam	DT	6-3	295	R-So.	Hogansville, Ga. / Callaway
90	Johnson, Nate	DE	6-5	252	Jr.	Gaffney, S.C. / Gaffney / Appalachian State	8	Wilson II, Damon	DE	6-4	250	Jr.	Venice, Fla. / Venice / Georgia
68	Jones, Keiton	OL	6-4	328	Fr.	Coffeyville, Kan. / Field Kindley Memorial	73	Wilson, Tristan	OL	6-4	302	R-Jr.	Lebanon, Mo. / Lebanon
22	Jones, Tavorus	RB	5-9	207	R-Jr.	El Paso, Texas / Burges	32	Wyatt, Gavin	WR	5-10	194	R-Jr.	Warrensburg, Mo. / Warrensburg / William Jewel
							9	Young, Zion	DE	6-5	265	Sr.	Atlanta, Ga. / Westlake / Michigan State
							5	Zollers, Matt	QB	6-4	214	Fr.	Royersford, Pa. / Spring-Ford

2025 MISSOURI FOOTBALL

NUMERICAL ROSTER

NO.	NAME	POS.	HT.	WT.	YR.	HOMETOWN/PREVIOUS	NO.	NAME	POS.	HT.	WT.	YR.	HOMETOWN/PREVIOUS
0	Stephen Hall	CB	6-0	206	R-Sr.	Memphis, Tenn. / Olive Branch / Washington State	32	Maddux Hermestroff	S	6-0	188	Fr.	Mundelein, Ill. / Mundelein
0	Joshua Manning	WR	6-0	213	Jr.	Lee's Summit, Mo. / Lee's Summit	32	Gavin Wyatt	WR	5-10	194	R-Jr.	Warrensburg, Mo. / Warrensburg / William Jewel
1	Marvin Burks Jr.	S	6-1	207	Jr.	St. Louis, Mo. / Cardinal Ritter	33	Marquis Gracial	DT	6-4	322	R-Jr.	St. Louis, Mo. / St. Charles
1	Donovan Olugbode	WR	6-2	212	Fr.	Chicago, Ill. / IMG Academy [Fla.]	34	Jackson Hancock	S	6-0	196	R-Fr.	Canton, Ga. / Sequoyah
2	Marquis Johnson	WR	5-11	190	Jr.	Dickinson, Texas / Dickinson	36	Sean Gross	LS	6-0	214	Fr.	St. Louis, Mo. / Westminster Christian Academy
2	Toriano Pride Jr.	CB	5-11	191	Sr.	St. Louis, Mo. / East St. Louis Senior [Ill.] / Clemson	38	Henry Crosby	LS	6-2	184	Fr.	Memphis, Tenn. / Evangelical Christian School
3	Kevin Coleman Jr.	WR	5-11	180	Sr.	St. Louis, Mo. / St. Mary's HS / Mississippi State	39	Cameron Pitts	WR	6-0	160	Fr.	Chicago, Ill. / Christ the King Jesuit
3	Mose Phillips III	S	6-2	200	Jr.	Nashville, Tenn. / Cane Ridge / Virginia Tech	40	Josiah Trotter	LB	6-2	240	R-So.	Philadelphia, Pa. / Saint Joseph's Prep / West Virginia
4	Trajen Greco	S	5-11	200	So.	Buford, Ga. / Mill Creek	41	Rico Merriweather	S	5-11	199	Jr.	St. Louis, Mo. / Lutheran North
4	James Madison II	WR	6-3	210	R-Fr.	Kansas City, Mo. / St. Thomas Aquinas [Fla.]	43	John Butcher	P	6-1	217	Jr.	San Diego, Calif. / Grossmont HS / Grossmont CC
5	Khalil Jacobs	LB	6-1	228	Sr.	Jackson, Miss. / Niceville [Fla.] / South Alabama	45	Connor Weselman	P	6-3	225	Gr.	Atlanta, Ga. / The Westminster School / Stanford
5	Matt Zollers	QB	6-4	214	Fr.	Royersford, Pa. / Spring-Ford	46	Jackson Daily	LB	6-1	234	So.	Alma, Ark. / Alma
6	Jalen Catalan	S	5-10	204	Gr.	Mansfield, Texas / Mansfield Legacy / UNLV	48	Oliver Robbins	K	5-10	175	So.	Palm Beach Gardens, Fla. / Dwyer / Florida Memorial
6	Xavier Loyd	WR	6-2	196	Gr.	Blue Springs, Mo. / Blue Springs / Illinois State	49	Flesner, Garrett	DE	6-3	268	Jr.	Quincy, Ill. / Quincy Notre Dame
7	Marquise Davis	RB	6-0	217	Fr.	Cleveland, Ohio / Cleveland Heights	50	Jaylen Early	OL	6-4	321	R-Sr.	Duncanville, Texas / Duncanville / Florida State
7	Chris McClellan	DT	6-4	323	Sr.	North Tulsa, Okla. / Owasso / Florida	51	Brett Le Blanc	LS	6-3	214	Jr.	Elkhorn, Wis. / Elkhorn Area
8	Shaun Terry II	WR	5-11	175	Fr.	Ironton, Ohio / Ironton	53	Tommy Reese	LB	6-0	217	Jr.	Newport Beach, Calif. / Mission Viejo
8	Damon Wilson II	DE	6-4	250	Jr.	Venice, Fla. / Venice / Georgia	54	Henry Fenuku	OL	6-3	305	Fr.	Fort Worth, Texas / North Crowley
9	Beau Pribula	QB	6-2	212	Gr.	York, Pa. / Central York / Penn State	55	Justin Bodford	DT	6-0	289	R-Fr.	Plantation, Fla. / St. Thomas Aquinas
9	Zion Young	DE	6-5	265	Sr.	Atlanta, Ga. / Westlake / Michigan State	55	Connor Tollison	OL	6-4	290	Gr.	Jackson, Mo. / Jackson
10	Daniel Blood	WR	5-10	194	Jr.	Destrehan, La. / Destrehan	56	Dominick Giudice	OL	6-4	312	Gr.	Freehold, N.J. / Mater Dei / Michigan
10	Sterling Webb	DT	6-1	290	Sr.	St. Louis, Mo. / Westminster Christian / New Mexico State	60	Johnny Williams IV	OL	6-7	327	R-So.	Macon, Ga. / Northeast / West Virginia
11	DaMarion Fowlkes	WR	5-9	184	Fr.	Montgomery Village, Md. / Our Lady of Good Counsel	63	Chace Missouri	OL	6-0	316	R-Fr.	McDonough, Ga. / Eagle's Landing Christian Academy
11	Langden Kitchen	DE	6-6	264	Jr.	Huntsville, Mo. / Westran / Northwest Missouri State	64	Joe Schranz	OL	6-3	280	Fr.	Kearney, Mo. / Kearney
12	Vince Brown II	TE	6-6	240	R-Sr.	Matteson, Ill. / Rich Central / Colorado State	65	Henry McDermott	OL	6-5	325	Fr.	Webster Groves, Mo. / Webster Groves
12	Drey Norwood	CB	6-0	187	R-Sr.	Fort Smith, Ark. / Northside / Texas A&M	66	Logan Reichert	OL	6-6	344	R-So.	Kansas City, Mo. / Raytown
13	Daylan Carnell	S	6-2	225	Gr.	Indianapolis, Ind. / Ben Davis	68	Keiton Jones	OL	6-4	328	Fr.	Coffeyville, Kan. / Field Kindley Memorial
14	Brown, Brett	QB	6-1	185	R-Jr.	Brentwood, Tenn. / Battle Ground Academy	70	Cayden Green	OL	6-5	324	Jr.	Lee's Summit, Mo. / Lee's Summit North / Oklahoma
14	Triston Newson	LB	6-2	230	Gr.	Independence, Miss. / Independence / NE Mississippi CC	71	Ryan Jostes	OL	6-6	317	R-Fr.	Washington, Mo. / Washington HS
15	Santana Banner	S	6-3	210	R-So.	Flint, Mich. / Mountain View [Ga.] / Northern Illinois	73	Tristan Wilson	OL	6-4	302	R-Jr.	Lebanon, Mo. / Lebanon
15	Tommy Lock	QB	6-3	180	Gr.	Lee's Summit, Mo. / Lee's Summit	74	Whit Hafer	OL	6-6	301	R-Fr.	Joplin, Mo. / Joplin
16	Brendon Haygood	RB	5-10	190	Fr.	Wylie, Texas / Sachse	75	Jayven Richardson	OL	6-6	313	R-Jr.	Baton Rouge, La. / East Ascension / Hutchinson CC
16	Javion Hilson	DE	6-4	240	Fr.	Cocoa, Fla. / Cocoa	76	Jack Lange	OL	6-8	305	Fr.	Eureka, Mo. / Eureka
17	Kameron Eleby	QB	6-1	212	Fr.	Maryland Heights, Mo. / Pattonville	77	Curtis Peagler	OL	6-4	338	R-Jr.	Demopolis, Ala. / Demopolis
17	Brian Huff	LB	6-2	218	R-Fr.	Jonesboro, Ark. / Valley View	78	Brandon Solis	OL	6-7	301	R-So.	Nashville, Tenn. / David Lipscomb Academy
18	Jeremiah Beasley	LB	6-0	237	So.	Detroit, Mich. / Belleville / Michigan	79	Keagen Trost	OL	6-4	316	Gr.	Kankakee, Ill. / Kankakee / Wake Forest
18	Essien Smith	QB	6-0	193	Fr.	Festus, Mo. / Festus	80	Jayden Bolton	WR	6-3	193	Sr.	Frisco, Texas / Lone Star / UMHB
19	Blake Craig	K	5-11	205	R-So.	Kansas City, Mo. / Liberty North	81	Noah Flaskamp	WR	6-1	203	Jr.	Collierville, Tenn. / Collierville
19	Darris Smith	DE	6-5	240	R-Jr.	Baxley, Ga. / Appling County / Georgia	81	Bralen Henderson	DT	6-2	293	Gr.	Pittsburgh, Pa. / Central Catholic / Ohio
20	Jamal Roberts	RB	6-0	212	R-So.	St. Louis, Mo. / St. Mary's HS	82	Logan Muckey	WR	6-0	200	Gr.	Lee's Summit, Mo. / Lee's Summit North
20	Nicholas Rodriguez	LB	6-0	215	So.	Miami, Fla. / St. Thomas Aquinas	84	Adam Molitor	TE	6-6	221	So.	Minneapolis, Minn. / Totino-Grace
21	Sam Horn	QB	6-4	222	R-Jr.	Lawrenceville, Ga. / Collins Hill	85	Dakotah Terrell	TE	6-8	220	Fr.	Pocola, Okla. / Pocola
22	Tavorus Jones	RB	5-9	207	R-Jr.	El Paso, Texas / Burges	86	Jordan Harris	TE	6-4	268	Jr.	Pine Bluff, Ark. / Pine Bluff
22	Dante McClellan	LB	6-1	216	Fr.	Canton, Ohio / McKinley	87	Brett Norfleet	TE	6-6	260	Jr.	O'Fallon, Mo. / Francis Howell
24	Nick DeLoach Jr.	CB	6-0	187	R-So.	Cahokia, Ill. / Cahokia	88	Gavin Hoffman	TE	6-5	239	R-Fr.	Leawood, Kan. / Blue Valley Northwest / Iowa
25	Jason King	LB	6-1	227	Fr.	St. Louis, Mo. / De Smet Jesuit	88	Robert Meyer	K	6-3	180	Fr.	Colfax, Calif. / Colfax
26	Brady Hultman	LB	5-11	200	Jr.	St. Charles, Mo. / Francis Howell / Wyoming	89	Jude James	TE	6-2	236	R-Fr.	St. Charles, Mo. / Francis Howell
26	Shamar McNeil	CB	6-3	176	R-So.	Lauderhill, Fla. / American Heritage	90	Nate Johnson	DE	6-5	252	Jr.	Gaffney, S.C. / Gaffney / Appalachian State
28	Mark Manfred III	CB	6-1	175	Fr.	Marietta, Ga. / Sprayberry	91	Elias Williams	DT	6-3	270	R-Fr.	Tampa, Fla. / Hudson
29	Ahmad Hardy	RB	5-10	210	So.	Oma, Miss. / Lawrence County / Louisiana Monroe	92	Jason Dowell	DT	6-3	306	Fr.	Cahokia, Ill. / Althoff Catholic
29	Cameron Keys	CB	5-11	175	R-Fr.	Panama City, Fla. / A. Crawford Mosley	93	Daeden Hopkins	DE	6-6	243	Fr.	Hermann, Mo. / Hermann
30	CJ Bass III	S	6-2	209	Fr.	St. Louis, Mo. / East St. Louis Senior [Ill.]	94	Sam Williams	DT	6-3	295	R-So.	Hogansville, Ga. / Callaway
31	Anthony Favrow	RB	5-8	206	Sr.	San Clemente, Calif. / Olathe West [Kan.]	95	Jalen Marshall	DT	6-4	335	R-Jr.	Overland Park, Kan. / Saint Thomas Aquinas
31	Nasir Pogue	CB	6-2	199	Sr.	Montgomery, Ala. / Auburn HS / Troy	96	Aidan Dubbert	DE	6-2	246	Jr.	Columbia, Mo. / Rock Bridge
							97	Ryder Goodwin	K	6-0	190	R-So.	Bristow, Okla. / Bristow / NEO A&M

ROSTER BREAKDOWN

QUARTERBACKS (7)

14	Brett Brown	QB	6-1	185	R-Jr.	Brentwood, Tenn. / Battle Ground Academy
17	Kameron Eleby	QB	6-1	190	Fr.	Maryland Heights, Mo. / Pattonville
21	Sam Horn	QB	6-4	222	R-Jr.	Lawrenceville, Ga. / Collins Hill
15	Tommy Lock	QB	6-3	177	Gr.	Lee's Summit, Mo. / Lee's Summit
9	Beau Pribula	QB	6-2	212	Gr.	York, Pa. / Central York / Penn State
18	Essien Smith	QB	6-0	180	Fr.	Festus, Mo. / Festus
5	Matt Zollers	QB	6-4	214	Fr.	Royersford, Pa. / Spring-Ford

RUNNING BACKS (6)

7	Marquise Davis	RB	6-0	213	Fr.	Cleveland, Ohio / Cleveland Heights
31	Anthonyv Favrow	RB	5-8	206	Sr.	San Clemente, Calif. / Olathe West [Kan.]
29	Ahmad Hardy	RB	5-10	210	So.	Oma, Miss. / Lawrence County / Louisiana Monroe
16	Brendon Haygood	RB	5-10	190	Fr.	Wylie, Texas / Sachse
22	Tavorus Jones	RB	5-9	207	R-Jr.	El Paso, Texas / Burges
20	Jamal Roberts	RB	6-0	212	R-So.	St. Louis, Mo. / St. Mary's HS

TIGHT ENDS (7)

12	Vince Brown II	TE	6-6	240	R-Sr.	Matteson, Ill. / Rich Central / Colorado State
86	Jordon Harris	TE	6-4	268	Jr.	Pine Bluff, Ark. / Pine Bluff
88	Gavin Hoffman	TE	6-5	239	R-Fr.	Leawood, Kan. / Blue Valley Northwest / Iowa
89	Jude James	TE	6-2	236	R-Fr.	St. Charles, Mo. / Francis Howell
84	Adam Molitor	TE	6-6	221	So.	Minneapolis, Minn. / Totino-Grace
87	Brett Norfleet	TE	6-6	260	Jr.	O'Fallon, Mo. / Francis Howell
85	Dakotah Terrell	TE	6-8	220	Fr.	Pocola, Okla. / Pocola

WIDE RECEIVERS (13)

10	Daniel Blood	WR	5-10	191	Jr.	Destrehan, La. / Destrehan
80	Jayden Bolton	WR	6-3	193	Sr.	Frisco, Texas / Lone Star / UMHB
3	Kevin Coleman Jr.	WR	5-11	180	Sr.	St. Louis, Mo. / St. Mary's HS / Mississippi State
81	Noah Flaskamp	WR	6-1	203	Jr.	Collierville, Tenn. / Collierville
11	DaMarion Fowlkes	WR	5-9	184	Fr.	Montgomery Village, Md. / Our Lady of Good Counsel
2	Marquis Johnson	WR	5-11	190	Jr.	Dickinson, Texas / Dickinson
6	Xavier Loyd	WR	6-2	196	Gr.	Blue Springs, Mo. / Blue Springs / Illinois State
4	James Madison II	WR	6-3	210	R-Fr.	Kansas City, Mo. / St. Thomas Aquinas [Fla.]
0	Joshua Manning	WR	6-2	213	Jr.	Lee's Summit, Mo. / Lee's Summit
82	Logan Muckey	WR	6-0	199	Gr.	Lee's Summit, Mo. / Lee's Summit North
1	Donovan Dlugbode	WR	6-2	207	Fr.	Chicago, Ill. / IMG Academy [Fla.]
39	Cameron Pitts	WR	6-0	160	Fr.	Chicago, Ill. / Christ The King Jesuit
8	Shaun Terry II	WR	5-11	175	Fr.	Ironton, Ohio / Ironton
32	Gavin Wyatt	WR	5-10	180	R-Jr.	Warrensburg, Mo. / Warrensburg / William Jewell

OFFENSIVE LINE (19)

50	Jaylen Early	OL	6-4	321	R-Sr.	Duncanville, Texas / Duncanville / Florida State
54	Henry Fenuku	OL	6-3	298	Fr.	Fort Worth, Texas / North Crowley
56	Dominick Giudice	OL	6-4	312	Gr.	Freehold, N.J. / Mater Dei / Michigan
70	Cayden Green	OL	6-5	324	Jr.	Lee's Summit, Mo. / Lee's Summit North / Oklahoma
74	Whit Hafer,	OL	6-6	301	R-Fr.	Joplin, Mo. / Joplin
68	Keiton Jones	OL	6-4	333	Fr.	Coffeyville, Kan. / Field Kindley Memorial
71	Ryan Jostes	OL	6-6	317	R-Fr.	Washington, Mo. / Washington HS
76	Jack Lange	OL	6-8	305	Fr.	Eureka, Mo. / Eureka
65	Henry McDermott	OL	6-5	308	Sr.	Webster Groves, Mo. / Webster Groves
63	Chace Missouri	OL	6-0	300	R-Fr.	McDonough, Ga. / Eagle's Landing Christian Academy
77	Curtis Peagler	OL	6-4	338	R-Jr.	Demopolis, Ala. / Demopolis
66	Logan Reichert	OL	6-6	344	R-So.	Kansas City, Mo. / Raytown
75	Jayven Richardson	OL	6-6	313	R-Jr.	Baton Rouge, La. / East Ascension / Hutchinson CC
64	Joe Schranz	OL	6-3	280	Fr.	Kearney, Mo. / Kearney
78	Brandon Solis	OL	6-7	301	R-So.	Nashville, Tenn. / David Lipscomb Academy
55	Connor Tollison	OL	6-4	290	Gr.	Jackson, Mo. / Jackson
79	Keagen Trost	OL	6-4	316	Gr.	Kankakee, Ill. / Kankakee / Wake Forest
60	Johnny Williams IV	OL	6-7	327	R-So.	Macon, Ga. / Northeast / West Virginia
73	Tristan Wilson	OL	6-4	302	R-Jr.	Lebanon, Mo. / Lebanon

RETURNING/LOST

STARTERS RETURNING (4)

OL	Cayden Green
WR	Josh Manning (7)
TE	Brett Norfleet (8)
OL	Connor Tollison (9)

STARTERS LOST (7)

WR	Luther Burden III (10)
LT	Marcus Bryant
QB	Brady Cook (12)
RG	Cam'Ron Johnson (12)
RT	Armand Membou (12)
RB	Nate Noel (11)
WR	Theo Wease Jr.

LETTERWINNERS RETURNING (14)

WR	Daniel Blood
OL	Cayden Green
TE	Jordon Harris
WR	Marquis Johnson
RB	Tavorus Jones
WR	Josh Manning
WR	Logan Muckey
TE	Brett Norfleet
OL	Curtis Peagler
OL	Logan Reichert
OL	Jayven Richardson
RB	Jamal Roberts
OL	Connor Tollison
OL	Tristan Wilson

LETTERWINNERS LOST (15)

QB	JR Blood
OL	Marcus Bryant
WR	Luther Burden III
RB	Marcus Carroll
QB	Brady Cook
WR	Mookie Cooper
OL	Drake Heismeyer
OL	Cam'Ron Johnson
OL	Armand Membou
WR	Mekhi Miller
RB	Nate Noel
QB	Drew Pyne
TE	Tyler Stephens
OL	Mitchell Walters
WR	Theo Wease Jr.

CORNERBACKS (8)

24	Nick DeLoach Jr.,	CB	6-0	187	R-So.	Cahokia, Ill. / Cahokia
0	Stephen Hall	CB	6-0	202	R-Sr.	Memphis, Tenn. / Olive Branch / Washington State
29	Cameron Keys	CB	5-11	175	R-Fr.	Panama City, Fla. / A. Crawford Mosley
28	Mark Manfred III	CB	6-1	175	Fr.	Marietta, Ga. / Sprayberry
26	Shamar McNeil	CB	6-3	176	R-So.	Lauderhill, Fla. / American Heritage
12	Drey Norwood	CB	6-0	187	R-Sr.	Fort Smith, Ark. / Northside / Texas A&M
31	Nasir Pogue	CB	6-2	199	Sr.	Montgomery, Ala. / Auburn HS / Troy
2	Toriano Pride Jr.	CB	5-11	188	Sr.	St. Louis, Mo. / East St. Louis Senior [III.] / Clemson

SAFETIES (10)

15	Santana Banner	S	6-3	210	R-So.	Flint, Mich. / Mountain View [Ga.] / Northern Illinois
30	CJ Bass III	S	6-2	209	Fr.	St. Louis, Mo. / East St. Louis Senior [III.]
13	Daylan Carnell	S	6-2	225	Gr.	Indianapolis, Ind. / Ben Davis
6	Jalen Catalon	S	5-10	200	Gr.	Mansfield, Texas / Mansfield Legacy / UNLV
1	Marvin Burks Jr.	S	6-1	204	Jr.	St. Louis, Mo. / Cardinal Ritter
4	Trajen Greco	S	5-11	193	So.	Buford, Ga. / Mill Creek
34	Jackson Hancock	S	6-0	196	R-Fr.	Canton, Ga. / Sequoyah
32	Maddux Hermestroff	S	6-0	188	Fr.	Mundelein, Ill. / Mundelein
3	Mose Phillips III	S	6-2	200	Jr.	Nashville, Tenn. / Cane Ridge / Virginia Tech
41	Rico Merriweather	S	5-11	195	Jr.	St. Louis, Mo. / Lutheran North

DEFENSIVE TACKLES (10)

55	Justin Bodford	DT	6-0	289	R-Fr.	Plantation, Fla. / St. Thomas Aquinas
92	Jason Dowell	DT	6-3	306	Fr.	Cahokia, Ill. / Althoff Catholic
99	Jadon Frick	DT	6-0	265	So.	Orlando, Fla. / Boone
33	Marquis Gracial	DT	6-4	322	R-Jr.	St. Louis, Mo. / St. Charles
81	Bralen Henderson	DT	6-2	293	Gr.	Pittsburgh, Pa. / Central Catholic / Ohio
95	Jalen Marshall	DT	6-4	335	R-Jr.	Overland Park, Kan. / Saint Thomas Aquinas
7	Chris McClellan	DT	6-4	323	Sr.	North Tulsa, Okla. / Owasso / Florida
10	Sterling Webb	DT	6-1	285	Sr.	St. Louis, Mo. / Westminster Christian / New Mexico State
91	Elias Williams	DT	6-3	270	R-Fr.	Tampa, Fla. / Hudson
94	Sam Williams	DT	6-3	300	R-So.	Hogansville, Ga. / Callaway

DEFENSIVE ENDS (9)

96	Aidan Dubbert	DE	6-2	242	Jr.	Columbia, Mo. / Rock Bridge
49	Garrett Flesner	DE	6-3	268	Jr.	Quincy, Ill. / Quincy Notre Dame
16	Javion Hilson	DE	6-4	240	Fr.	Cocoa, Fla. / Cocoa
93	Daeden Hopkins	DE	6-6	237	Fr.	Hermann, Mo. / Hermann
90	Nate Johnson	DE	6-5	252	Jr.	Gaffney, S.C. / Gaffney / Appalachian State
11	Langden Kitchen	DE	6-6	264	Jr.	Huntsville, Mo. / Westran / Northwest Missouri State
19	Darris Smith	DE	6-5	240	R-Jr.	Baxley, Ga. / Appling County / Georgia
8	Damon Wilson II	DE	6-4	250	Jr.	Venice, Fla. / Venice / Georgia
9	Zion Young	DE	6-5	262	Sr.	Atlanta, Ga. / Westlake / Michigan State

LINEBACKERS (11)

18	Jeremiah Beasley	LB	6-0	237	So.	Detroit, Mich. / Belleville / Michigan
46	Jackson Daily	LB	6-1	234	So.	Alma, Ark. / Alma
17	Brian Huff	LB	6-2	218	R-Fr.	Jonesboro, Ark. / Valley View
26	Brady Hultman	LB	5-11	200	Jr.	St. Charles, Mo. / Francis Howell / Wyoming
5	Khalil Jacobs	LB	6-1	228	Sr.	Jackson, Miss. / Niceville [Fla.] / South Alabama
25	Jason King	LB	6-1	227	Fr.	St. Louis, Mo. / De Smet Jesuit
22	Dante McClellan	LB	6-1	216	Fr.	Canton, Ohio / McKinley
14	Triston Newson	LB	6-2	230	Gr.	Independence, Miss. / Independence / NE Mississippi CC
53	Tommy Reese	LB	6-0	217	Jr.	Newport Beach, Calif. / Mission Viejo
20	Nicholas Rodriguez	LB	6-0	215	So.	Miami, Fla. / St. Thomas Aquinas
40	Josiah Trotter	LB	6-2	237	R-So.	Philadelphia, Pa. / Saint Joseph's Prep / West Virginia

SPECIALISTS (9)

19	Blake Craig	K	5-11	205	R-So.	Kansas City, Mo. / Liberty North
97	Ryder Goodwin	K	6-0	190	R-So.	Bristow, Okla. / Bristow / NEO A&M
88	Robert Meyer	K	6-3	180	Fr.	Colfax, Calif. / Colfax
48	Oliver Robbins	K	5-10	175	So.	Palm Beach Gardens, Fla. / Dwyer / Florida Memorial
43	John Butcher	P	6-1	217	Jr.	San Diego, Calif. / Grossmont HS / Grossmont CC
45	Connor Weselman	P	6-3	225	Gr.	Atlanta, Ga. / The Westminster School / Stanford
38	Henry Crosby	LS	6-2	175	Fr.	Memphis, Tenn. / Evangelical Christian School
36	Sean Gross	LS	6-0	190	Fr.	St. Louis, Mo. / Westminster Christian Academy
51	Brett Le Blanc	LS	6-1	214	Jr.	Elkhorn, Wis. / Elkhorn Area

DEF. RETURNING/LOST

STARTERS RETURNING (7)

S	Marvin Burks Jr.
S	Daylan Carnell [12]
CB	Nick DeLoach Jr. [7]
DT	Chris McClellan [9]
LB	Triston Newson [12]
CB	Drey Norwood
DE	Zion Young

STARTERS LOST (4)

S	Joseph Charleston [11]
LB	Corey Flagg Jr. [7]
DE	Johnny Walker Jr.
DT	Kristian Williams

LETTERWINNERS RETURNING (18)

LB	Jeremiah Beasley
S	Marvin Burks
S	Daylan Carnell
CB	Nick DeLoach Jr.
DT	Marquis Gracial
S	Trajen Greco
LB	Brady Hultman
LB	Khalil Jacobs
DT	Jalen Marshall
DT	Chris McLellan
CB	Shamar McNeil
LB	Triston Newson
CB	Drey Norwood
CB	Toriano Pride Jr.
LB	Nicholas Rodriguez
DT	Sterling Webb
DT	Sam Williams
DE	Zion Young

LETTERWINNERS LOST (13)

S	Joseph Charleston
LB	Corey Flagg Jr.
LB	Chuck Hicks
S	Tre'Vez Johnson
DE	Eddie Kelly Jr.
LB	Brayshaw Littlejohn
DE	Joe Moore
LB	Will Norris
S	Phillip Roche
DE	Johnny Walker Jr.
CB	Ja'Marion Wayne
DT	Kristian Williams
S	Sidney Williams Sr.

ST RETURNING/LOST

STARTERS RETURNING (7)

K	Blake Craig
LS	Brett LeBlanc

STARTERS LOST (7)

P	Luke Bauer
LS	Trey Flint

LETTERWINNERS RETURNING (2)

K	Blake Craig
LS	Brett LeBlanc

LETTERWINNERS LOST (2)

P	Luke Bauer
LS	Trey Flint

HEAD COACH ELI DRINKWITZ

SIXTH YEAR • ARKANSAS TECH '04

A winner at every stage of his career, **Eli Drinkwitz** – considered one of college football’s top offensive minds – was introduced as the University of Missouri’s 33rd football head coach in December 2019. The 2025 campaign will mark his sixth running the Tigers’ program and seventh season overall as a head coach.

With over 25 years of experience, Drinkwitz has coached in 12 bowl games, including the 2011 BCS National Championship game, and mentored 55 student-athletes to all-conference honors. He’s helped develop seven All-Americans and worked with 19 National Football League (NFL) draft selections while as a head coach. Additionally, he’s produced seven 1,000-yard rushers, five 3,000-yard passers and five 1,000-yard receivers throughout his career as a head coach and coordinator. During four of those years (2015, 2017, 2018 and 2023) his offenses produced at least one in each category.

The 2023 Associated Press SEC Coach of the Year and Bear Bryant Award finalist, Drinkwitz brings a 38-24 record at MU (five seasons) and 50-25 overall mark as a head coach into the 2025 campaign. Under his guidance, the Tigers have earned bowl berths in each of his first five seasons in Columbia, joining Warren Powers (1978-81) as one of only two MU head coaches to achieve the feat.

Under Drinkwitz’s leadership, Mizzou produced its highest-ranked recruiting classes: 2021 No. 20, 2022 No. 15 (per 247), the No. 1 wide receiver in the 2022 class (Burden), the nation’s top player in the 2024 class (Nwaneri), the No. 16 class in 2025 (Dn3) for five straight Top 25 ranked classes.

The 2024 Tigers put together a 10-3 season that saw MU finish the season at No. 22 in the Associated Press poll. The double-digit wins campaign was the second straight for the program. Mizzou went 5-3 in SEC games (11-5 in SEC games over the last two seasons). The Tigers defeated Iowa 27-24 to win the Music City Bowl to cap the season.

Mizzou’s track record of player development success was on full display at the 2025 NFL Draft, with three Tigers selected. Armand Membou became MU’s latest first-round selection, going No. 7 overall to the New York Jets, Membou was the 22nd Mizzou player to be drafted in the first round. Luther Burden III heard his name called the next night, going in the second round (39th overall) to the Chicago Bears. Marcus Bryant was taken in the seventh round by the New England Patriots.

The 2023 Tigers put together an 11-2 season that saw MU move into the Top 10 of all three national polls. The double-digit wins campaign was the first since 2014. Mizzou went 6-2 in SEC games, won both the Mayor’s Cup over South Carolina and Battle Line Rivalry over Arkansas and qualified for its first New Year’s Six bowl and defeated Ohio State in the Goodyear Cotton Bowl.

The 2022 season showcased a much-improved defense, ranked fourth in the Southeastern Conference and 34th nationally by allowing just 340.8 yards per game, 93.8 less than in 2021. Freshman phenom Luther Burden III took no time making his mark at the college level. The St. Louis native became the first true freshman since 2008 to record two receiving touchdowns, two rushing touchdowns, and a punt-return touchdown in the same season. Burden III’s eight scores from scrimmage were second amongst SEC true freshmen (Ole Miss’ Quinshon Judkins) and led true freshmen receivers nationally.

The 2021 season saw Tyler Badie set the school’s single-season record for rushing yards (1,604). His 14 touchdowns in 12 games are ninth on Mizzou’s single-season and top-10 list. He was a CoSIDA Academic All-American, the SEC Football Scholar-Athlete of the Year [Mizzou’s first-ever], first-team All-SEC and was named to multiple All-America teams.

In 2020, the Tigers overcame an 0-2 start to win five of their last eight games despite playing with less than 60 scholarship players for over half of those contests. Picked to finish sixth in the SEC East Division by many preseason pundits and projected to win only two or three games at most against the All-SEC schedule, the Tigers’ five SEC wins were their second-most ever behind a pair of 7-1 marks during back-to-back SEC East crowns in 2013 and 2014.

Of the SEC’s four new head coaches to begin work in the nation’s toughest conference in 2020, Drinkwitz’s 5-5 regular-season record was the league’s best, ahead of Ole Miss’ Lane Kiffin (4-5), Mississippi State’s Mike Leach (3-7) and Arkansas’ Sam Pittman (3-7). Drinkwitz took over the Tigers program



following an impressive 2019 season at Appalachian State that saw the 20th-ranked Mountaineers win the Sun Belt Conference title en route to a 12-1 record.

Drinkwitz graduated magna cum laude and was the student body president at Arkansas Tech (bachelor’s, education) before beginning his coaching career at the prep level in his hometown of Alma, Ark., in 2005. He and his wife, Lindsey (Sivils), have four daughters: Addison, Emerson, Ella and Parker Lynn.

THE DRINKWITZ FILE



PERSONAL INFORMATION

Born: April 12, 1983
Hometown: Alma, Ark.
Wife: Lindsey (Sivils)
Children: Addison, Emerson, Ella and Parker Lynn
Education: Arkansas Tech (2004)
Year in Coaching: 21st
Twitter @CoachDrinkwitz
Instagram @EliahDrinkwitz

COACHING CAREER

YEAR	SCHOOL	POSITION
2005	Alma HS (Ark.)	Assistant
2006-09	Springdale HS (Ark.)	Offensive Coordinator
2010-11	Auburn	Quality Control Assistant
2012	Arkansas State	Running Backs
2013	Arkansas State	Co-Offensive Coordinator/RBs
2014	Boise State	Tight Ends
2015	Boise State	Offensive Coordinator/QBs
2016-18	NC State	Offensive Coordinator/QBs
2019	Appalachian State	Head Coach
2020-pres.	Missouri	Head Coach

DRINKWITZ’S HEAD COACHING RECORD

YEAR	SCHOOL	OVERALL	CONFERENCE	NOTABLE
2019	Appalachian State	12-1	7-1	Sun Belt Champs / New Orleans Bowl (didn’t coach)
2020	Mizzou	5-5	5-5	Music City Bowl (no game)
2021	Mizzou	6-7	3-5	Armed Forces Bowl
2022	Mizzou	6-7	3-5	Gasparilla Bowl
2023	Mizzou	11-2	6-2	Cotton Bowl
2024	Mizzou	10-3	5-3	Music City Bowl
2025	Mizzou	6-2	2-2	
TOTALS	MIZZOU (6 SEASONS)	44-27 (.620)	24-23 (.511)	-
	OVERALL (7 SEASONS)	56-28 (.667)	31-24 (.564)	-




COREY BATOON COACHING BOOTH
DEFENSIVE COORDINATOR
SECOND SEASON • LONG BEACH STATE '91

- Entering second season as Mizzou's defensive coordinator after previously performing the same role at South Alabama and Hawai'i.
- Mizzou went from 33rd and 47th in third down conversion percentage defense the two previous seasons, respectively, to fifth nationally in 2024 while ranking 17th in total defense.
- A two-time Broyles Award nominee, Batoon brings a total of 33 years of coaching experience to Mizzou, including 11 bowl games and three conference/division titles at the collegiate level.



ERIK LINK FIELD
SPECIAL TEAMS COORDINATOR
SIXTH SEASON • DRAKE '03

- A 20-year coaching veteran, Link has coordinated the Tigers' special teams since his arrival in 2019.
- Link has mentored nine student-athletes to postseason honors, including 2021 All-America kicker Harrison Mevis.
- Link also mentored Blake Craig during his first year as the Tigers' primary kicker in 2024 - as he booted six 50+ yard field goals.
- Part of four-straight conference championship-winning staffs, including a BCS National Championship with Auburn (2010).



KIRBY MOORE COACHING BOOTH
OFFENSIVE COORDINATOR
THIRD SEASON • BOISE STATE '12

- Former Boise State standout who came to Columbia in January 2023 after six years in various roles at Fresno State, including the Bulldogs' OC in 2022.
- During his tenure at Fresno, the Bulldogs topped the 4,600-yard mark in total offense five times.
- Mentored QB Brady Cook to an illustrious career, including 2023 Goodyear Cotton Bowl Offensive MVP and 2024 TransPerfect Music City Bowl honors. Under two years with Moore's guidance, Cook completed 445-of-690 (645) passes for 5,852 yards with 32 touchdowns. The Tigers went 21-5 during that stretch.



AL POGUE FIELD
ASSISTANT HEAD COACH/ CORNERBACKS
FOURTH SEASON • ALABAMA STATE '98

- Joined the Tigers' staff in 2022 following stints at Troy, Auburn and West Virginia.
- In his first season in Columbia, helped engineer a defensive turnaround that saw Mizzou rank fourth in the SEC and 33rd nationally in total defense. In 2024, the Tigers improved to the No. 17 total defense in the country.
- Troy led the nation in red zone defense in 2017, as the Trojans won the Sun Belt while eclipsing the school record for wins.



DAVID BLACKWELL FIELD
DEFENSIVE TACKLES
SECOND SEASON • EAST CAROLINA '97

- Elevated to his current role in 2024, Blackwell boasts 30 years of collegiate coaching experience across 10 different schools, including 11 years as a defensive coordinator at Louisiana Tech.
- During his final season in Ruston, La., his defense ranked No. 1 in Conference USA and 18th nationally in fourth down conversion defense (.400).




DERHAM CATO FIELD
TIGHT ENDS
THIRD SEASON • DARTMOUTH '05

- Helped coach tight end Brett Norfleet to 26 receptions for 235 yards and a pair of touchdowns, ranking third on the squad, while accumulating the fourth-most receiving yards on the team IN 2024.
- While at Washington, he mentored All Pac-12 first team tight end Cade Otton who earned an invite to the Senior Bowl before being selected in the fourth round of the NFL Draft.



BRIAN EARLY FIELD
DEFENSIVE EDGE
SECOND SEASON • ARKANSAS-MONTICELLO '94

- A veteran with more than 30 years of coaching experience spanning high school and the FBS level, Early's unit made an immediate impact during in his first season in Columbia.
- During his time with the Cougars, six of Early's student-athletes made active NFL rosters, including four NFL Draft picks and two free agent signees.
- A 2017 Broyles Award nominee, he also made stops at Arkansas State and Arkansas before his time at Houston.



SEAN GLEESON COACHING BOOTH
QUARTERBACKS
SECOND SEASON • WILLIAMS '07

- Gleeson mentored two NFL draft picks, Bo Melton (Seahawks) and Isaiah Pacheco (Chiefs), and was named a candidate for the 2020 Broyles Award while at Rutgers.
- At Oklahoma State in 2019 as the offensive coordinator and quarterbacks coach, the offense averaged 32.5 points (36th nationally) and 453.9 yards (22nd nationally) per game with two ranked wins and a berth in the 2019 Texas Bowl.
- Additionally, he mentored Big 12 Offensive Player of the Year, Doak Walker Award finalist and consensus All-American Chuba Hubbard.



BRANDON JONES FIELD
OFFENSIVE LINE
THIRD SEASON • TEXAS TECH '06

- Jones joined the Mizzou coaching staff in April 2023 after helping develop successful offensive line units at Texas Tech, Cal and East Carolina.
- In just two years, Jones has coached three Tiger offensive linemen that have gone on to be selected in the NFL Draft, including first round pick Armand Mbemou in 2025. After being chosen seventh overall, Mbemou tied former Tiger Aldon Smith (2022) as the third-highest NFL Draft pick in Mizzou's history.




CURTIS LUPER FIELD
RUNNING BACKS
SIXTH SEASON • STEPHEN F. AUSTIN '96

- A 28-year coaching veteran who came to Mizzou in 2019.
- Luper joined the Tigers' staff after notable stops at TCU, Auburn and Oklahoma State.
- At Mizzou, Luper has mentored six Tigers to 700-plus rushing yards in a season, including three 1,000-yard rushers: Rountree III (1,019 in 2020), Badie (program-record 1,669 in 2021), and Cody Schrader (new record 1,654 in 2023).
- Recruited the likes of Heisman Trophy-winner Cam Newton, and notable NFL Pro Bowlers Dez Bryant and Russell Okung.



DEREK NICHOLSON FIELD
LINEBACKERS
FIRST SEASON • FLORIDA STATE '08

- Comes to Columbia after a two-year stint at the University of Miami as the Hurricanes linebackers coach before being elevated to the co-defensive coordinator and linebackers coach in 2024.
- Had a hand in the development of two-time Second Team All-ACC linebacker Francisco Mauigoa, who led the Hurricanes in tackles (82 and 96) and tackles for loss (18.0 and 11.0) in 2023 and 2024, respectively.



JACOB PEELER FIELD
WIDE RECEIVERS/ RECRUITING COORDINATOR
FOURTH SEASON • LOUISIANA TECH '07

- Came to Mizzou after stops on the offensive staffs at Texas State, Ole Miss and Cal.
- Helped sign and develop 5-star WR and Biletnikoff Award semifinalist Luther Burden III who was drafted 39th overall by the Chicago Bears in 2025 after an illustrious career at Mizzou.
- At Ole Miss, Peeler mentored a pair of NFL standouts in Philadelphia's A.J. Brown and Seattle's D.K. Metcalf.
- During his time at Cal, the offense ranked among the top 10 in the nation in passing, top 15 in total offense and top 25 in scoring for three-straight seasons.



JACOB YORO FIELD
SAFETIES
SECOND SEASON • HAWAII '08

- Yoro boasts over two decades of coaching experience on the FBS, FCS, Division III, NAIA and high school levels.
- In his first season in Columbia, Yoro assisted defensive coordinator Corey Batoon in taking Mizzou from 47th and 47th nationally the two previous seasons in passing yards allowed to 18th in the country. Additionally, the Tigers improved to No. 5 nationally in third down conversion percentage defense.
- Helped Hawai'i to a program-record four consecutive bowl appearances.

GAME-BY-GAME CAPSULES



CENTRAL ARKANSAS

AUGUST 28, 2025

MEMORIAL STADIUM

	1	2	3	4	-	F
Central Arkansas	0	0	0	6	-	6
Missouri	9	17	14	21	-	61

SCORING PLAYS

- 1st 11:06 MIZ Johnson 49 yd pass from Pribula [rush failed]**
4-64, 2:12, MIZ 6 - UCA 0
- 2:22 MIZ Craig 49 yd FG**
10-50, 4:29, MIZ 9 - UCA 0
- 2nd 9:33 MIZ Craig 55 yd FG**
14-35, 6:05, MIZ 12 - UCA 0
- 6:48 MIZ Pribula 31 yd rush [Craig PAT]**
2-33, 0:53, MIZ 19 - UCA 0
- 0:08 MIZ Norfleet 1 yd pass from Pribula [Craig PAT]**
15-99, 3:30, MIZ 26 - UCA 0
- 3rd 11:23 MIZ Hardy 4 yd rush [Craig PAT]**
7-85, 3:27, MIZ 33 - UCA 0
- 4:54 MIZ Pribula 1 yd rush [Meyer PAT]**
7-99, 3:09, MIZ 40 - UCA 0
- 4th 11:05 MIZ James 40 yd pass from Zollers [Meyer PAT]**
4-54, 1:51, MIZ 47 - UCA 0
- 7:32 MIZ David 3 yd rush [Meyer PAT]**
4-14, 2:00, MIZ 54 - UCA 0
- 2:48 MIZ McClellan 83 yd int. return [Meyer PAT]**
MIZ 61 - UCA 0
- 0:22 UCA Smith 3 yd pass from Richesson [rush failed]**
10-63, 2:21, MIZ 61 - UCA 6

	MIZ	UCA
1st Downs	25	15
3rd down efficiency.....	9-13	2-13
4th down efficiency.....	1-1	1-1
Total Yards	560	227
Passing.....	341	73
Comp-Att.....	26-31	13-23
Yards per pass.....	11.0	3.2
Interceptions thrown.....	0	1
Rushing	219	154
Rushing Attempts.....	38	39
Yards per rush.....	5.8	3.9
Penalties	8-70	5-60
Turnovers	0	2
Fumbles lost.....	0	1
Interceptions thrown.....	0	1
Possession	30:09	29:51

LEADERS

RUSHING	A	Y	TD	LG	AVG
MIZ Hardy	10	100	1	44	10.0
UCA Chambers	15	63	0	10	4.2

PASSING	C-A-I	Y	TD	LG	SCK
MIZ Pribula	23-28-0	283	2	49	1
UCA Richesson	13-23-1	73	1	14	2

RECEIVING	R	Y	YAC	TD	LG
MIZ Johnson	5	134	17	1	49
UCA Henry	3	18	15	0	9

TACKLES	S	A	TOT	TFL	SCK	INT
MIZ Trotter	5	3	8	1.0	0.0	0
MIZ Beasley	7	0	7	0.0	0.0	0
UCA Williams	5	3	8	0.0	0.0	0
UCA Land	4	3	7	0.0	0.0	0



KANSAS

SEPTEMBER 6, 2025

MEMORIAL STADIUM

	1	2	3	4	-	F
Kansas	21	0	3	7	-	31
Missouri	6	15	7	14	-	42

SCORING PLAYS

- 1st 10:53 MIZ Hardy 32 yd rush [PAT blocked]**
5-71, 2:09, MIZ 6 - KU 0
- 8:09 KU Hanika 15 yd pass from Daniels [Marjan PAT]**
7-62, 2:41, MIZ 6 - KU 7
- 6:53 KU Alexander 28 yd fumble recovery [Marjan PAT]**
MIZ 6 - KU 14
- 2:13 KU Daniels 1 yd rush [Marjan PAT]**
6-53, 2:33, MIZ 6 - KU 21
- 2nd 10:10 MIZ Coleman Jr. 3 yd pass from Pribula [Meyer PAT]**
15-75, 7:03, MIZ 13 - KU 21
- 9:49 MIZ Safety**
MIZ 15 - KU 21
- 1:03 MIZ Meyer 25 yd FG**
17-63, 8:40, MIZ 18 - KU 21
- 0:00 MIZ Meyer 20 yd FG**
4-84, 0:28, MIZ 21 - KU 21
- 3rd 5:48 KU Marjan 26 yd FG**
11-53, 4:29, MIZ 21 - KU 24
- 0:24 MIZ Norfleet 11 yd pass from Pribula [Meyer PAT]**
12-75, 5:24, MIZ 28 - KU 24
- 4th 8:45 KU Hanika 6 yd pass from Pribula [Marjan PAT]**
8-92, 3:51, MIZ 28 - KU 31
- 4:14 MIZ Norfleet 27 yd pass from Pribula [Meyer PAT]**
10-75, 4:31, MIZ 35 - KU 31
- 1:49 MIZ Roberts 63 yd rush [Meyer PAT]**
3-75, 0:56, MIZ 42 - KU 31

	MIZ	KU
1st Downs	28	13
3rd down efficiency.....	10-19	3-11
4th down efficiency.....	4-5	2-2
Total Yards	595	226
Passing.....	334	223
Comp-Att.....	30-39	18-30
Yards per pass.....	7.4	8.6
Interceptions thrown.....	0	1
Rushing	261	3
Rushing Attempts.....	47	19
Yards per rush.....	5.6	0.2
Penalties	7-70	2-10
Turnovers	1	1
Fumbles lost.....	1	0
Interceptions thrown.....	0	1
Possession	40:27	19:33

LEADERS

RUSHING	A	Y	TD	LG	AVG
MIZ Roberts	13	143	1	63	11.0
KU Daniels	10	17	1	19	1.7

PASSING	C-A-I	Y	TD	LG	SCK
MIZ Pribula	30-39-0	334	3	50	4
KU Daniels	18-30-1	223	2	50	3

RECEIVING	R	Y	YAC	TD	LG
MIZ Coleman Jr.	10	126		1	50
KU Hanika	6	74		2	24

TACKLES	S	A	TOT	TFL	SCK	INT
MIZ Catalon	3	3	6	0.0	0.0	0
MIZ Trotter	2	3	5	2.0	0.0	0
KU Lathan	5	8	13	0.5	0.5	0
KU Rawls	4	6	10	0.0	0.0	0



LOUISIANA

SEPTEMBER 13, 2025

MEMORIAL STADIUM

	1	2	3	4	-	F
Louisiana	0	10	0	0	-	10
Missouri	14	24	7	7	-	52

SCORING PLAYS

- 1st 8:26 MIZ Hardy 7 yd rush [Meyer PAT]**
10-73, 5:17, MIZ 7 - UL 0
- 2:38 MIZ Johnson 11 yd pass from Pribula [Meyer PAT]**
8-60, 4:30, MIZ 14 - UL 0
- 2nd 14:18 MIZ Pribula 14 yd rush [Meyer PAT]**
4-59, 1:21, MIZ 21 - UL 0
- 10:31 MIZ Roberts 39 yd pass from Pribula [Meyer PAT]**
5-74, 2:04, MIZ 28 - UL 0
- 6:22 UL Sterner 34 yd FG**
4-5, 1:59, MIZ 28 - UL 3
- 5:41 MIZ Hardy 71 yd rush [Meyer PAT]**
2-72, 0:34, MIZ 35 - UL 3
- 3:27 UL Perry 84 yd rush [Sterner PAT]**
1-84, 0:14, MIZ 35 - UL 10
- 0:00 MIZ Meyer 22 yd FG**
14-71, 3:27, MIZ 38 - UL 10
- 3rd 10:02 MIZ Hardy 7 yd rush [Meyer PAT]**
10-75, 4:58, MIZ 45 - UL 10
- 4th 7:02 MIZ Davis 2 yd rush [Meyer PAT]**
17-73, 10:43, MIZ 52 - UL 10

	MIZ	UL
1st Downs	32	4
3rd down efficiency.....	9-13	1-11
4th down efficiency.....	1-1	0-0
Total Yards	606	121
Passing.....	179	4
Comp-Att.....	17-24	2-14
Yards per pass.....	7.5	0.3
Interceptions thrown.....	1	0
Rushing	427	117
Rushing Attempts.....	62	22
Yards per rush.....	6.9	5.3
Penalties	3-35	6-32
Turnovers	1	0
Fumbles lost.....	0	0
Interceptions thrown.....	1	0
Possession	42:51	17:09

LEADERS

RUSHING	A	Y	TD	LG	AVG
MIZ Hardy	22	250	3	71	11.4
UL Perry	5	86	1	84	17.2

PASSING	C-A-I	Y	TD	LG	SCK
MIZ Pribula	15-22-1	174	2	39	2
UL Beale	1-8-0	5	0	5	2

RECEIVING	R	Y	YAC	TD	LG
MIZ Coleman Jr.	8	84	80	0	20
UL Jensen	1	5	2	0	5

TACKLES	S	A	TOT	TFL	SCK	INT
MIZ Wilson II	1	3	4	1.0	1.0	0
MIZ Young	2	1	3	2.0	0.0	0
UL Dugger	3	8	11	2.0	1.0	0
UL Skipper	5	3	8	0.0	0.0	0



SOUTH CAROLINA
SEPTEMBER 20, 2025
 MEMORIAL STADIUM

	1	2	3	4	-	F
South Carolina	0	14	6	0	-	20
Missouri	0	12	6	11	-	29

SCORING PLAYS

- 2nd 14:24 MIZ Manning 8 yd pass from Pribula (PAT missed)**
9-99, 4:38, MIZ 6 - USC 0
- 11:26 USC Jacobs 49 yd pass from Sellers (Joyce PAT)**
6-67, 2:52, MIZ 6 - USC 7
- 5:54 MIZ Meyer 23 yd FG**
11-60, 5:32, MIZ 9 - USC 7
- 2:31 USC Rowe Jr. 24 yd pass from Sellers (Joyce PAT)**
4-70, 1:15, MIZ 9 - USC 14
- 0:17 MIZ Meyer 22 yd FG**
11-71, 2:14, MIZ 12 - USC 14
- 3rd 8:27 USC Joyce 32 yd FG**
8-49, 4:23, MIZ 12 - USC 17
- 5:34 MIZ Hardy 5 yd rush (Roberts rush failed)**
6-75, 2:53, MIZ 18 - USC 17
- 0:18 USC Joyce 36 yd FG**
9-56, 5:10, MIZ 18 - USC 20
- 4th 9:32 MIZ Roberts 16 yd rush (Pribula rush)**
10-75, 5:46, MIZ 26 - USC 20
- 1:34 MIZ Meyer 40 yd FG**
10-57, 3:29, MIZ 29 - USC 20

	MIZ	USC
1st Downs	29	15
3rd down efficiency.....	7-13	3-11
4th down efficiency.....	0-0	0-1
Total Yards	456	293
Passing.....	171	302
Comp-Att.....	16-27	18-28
Yards per pass.....	6.3	10.8
Interceptions thrown.....	1	0
Rushing	285	-9
Rushing Attempts.....	48	22
Yards per rush.....	5.9	-0.4
Penalties	5-54	14-98
Turnovers	1	0
Fumbles lost.....	0	0
Interceptions thrown.....	1	0
Possession	35:34	24:43


LEADERS

RUSHING	A	Y	TD	LG	AVG
MIZ Hardy	22	138	1	38	6.3
USC Fuller	2	7	0	6	3.5

PASSING	C-A-I	Y	TD	LG	SCK
MIZ Pribula	16-27-1	171	1	25	1
USC Sellers	18-28-0	302	2	49	5

RECEIVING	R	Y	YAC	TD	LG
MIZ Johnson	7	80	31	0	18
USC Jacobs	7	128	109	1	49

TACKLES	S	A	TOT	TFL	SCK	INT
MIZ Trotter	5	6	11	1.0	0.0	0
MIZ Rodriguez	4	1	5	1.0	1.0	0
USC Swain	8	2	10	0.0	0.0	0
USC J. Kilgore	3	7	10	0.0	0.0	0



MASSACHUSETTS
SEPTEMBER 27, 2025
 MEMORIAL STADIUM

	1	2	3	4	-	F
UMass	6	0	0	0	-	6
Missouri	14	7	14	7	-	42

SCORING PLAYS

- 1st 10:12 MIZ Roberts 9 yd rush (Meyer PAT)**
7-68, 3:24, MIZ 7 - UMASS 0
- 4:31 MASS Dowling 2 yd pass from Hairston (PAT blocked)**
6-21, 1:53, MIZ 7 - UMASS 6
- 0:35 MIZ Hardy 5 yd rush (Meyer PAT)**
8-56, 3:47, MIZ 14 - UMASS 6
- 2nd 4:45 MIZ Hardy 1 yd rush (Meyer PAT)**
14-89, 7:31, MIZ 21 - UMASS 6
- 3rd 11:33 MIZ Hardy 16 yd rush (Meyer PAT)**
7-63, 3:27, MIZ 28 - UMASS 6
- 0:56 MIZ Norfleet 9 yd pass from Pribula (Meyer PAT)**
2-8, 0:38, MIZ 35 - UMASS 6
- 4th 13:09 MIZ Jones 3 yd rush (Meyer PAT)**
5-37, 2:11, MIZ 42 - UMASS 6

	MIZ	UMASS
1st Downs	31	9
3rd down efficiency.....	10-15	4-16
4th down efficiency.....	0-0	0-0
Total Yards	521	124
Passing.....	253	105
Comp-Att.....	27-32	14-39
Yards per pass.....	7.9	2.7
Interceptions thrown.....	1	0
Rushing	268	19
Rushing Attempts.....	52	16
Yards per rush.....	5.2	1.2
Penalties	1-5	3-10
Turnovers	1	0
Fumbles lost.....	0	0
Interceptions thrown.....	1	0
Possession	38:43	21:17


LEADERS

RUSHING	A	Y	TD	LG	AVG
MIZ Hardy	24	130	3	18	5.4
MASS Griffin	5	23	0	7	4.6

PASSING	C-A-I	Y	TD	LG	SCK
MIZ Pribula	26-29-1	241	1	20	4
MASS Hairston	11-31-1	75	1	24	1

RECEIVING	R	Y	YAC	TD	LG
MIZ Coleman Jr.	12	108	75	0	17
MASS Gibson	6	30	10	0	24

TACKLES	S	A	TOT	TFL	SCK	INT
MIZ Catalon	1	4	5	0.0	0.0	0
MIZ Young	1	2	3	0.0	0.0	0
MASS Hinspeter	5	12	17	2.0	1.0	1
MASS Craig	4	7	11	0.5	0.5	0



No. 8 ALABAMA
OCTOBER 11, 2025
 MEMORIAL STADIUM

	1	2	3	4	-	F
Alabama	7	10	3	7	-	27
Missouri	7	3	7	7	-	24

SCORING PLAYS

- 1st 12:10 MIZ Norfleet 26 yd pass from Pribula (Meyer PAT)**
6-78, 2:43, MIZ 7 - BAMA 0
- 6:05 BAMA Riley 6 yd pass from Simpson (Talty PAT)**
11-78, 5:58, MIZ 7 - BAMA 7
- 2nd 14:51 BAMA Horton 16 yd pass from Simpson (Talty PAT)**
10-67, 4:48, MIZ 7 - BAMA 14
- 7:10 BAMA Talty 46 yd FG**
9-40, 4:47, MIZ 7 - BAMA 17
- 0:00 MIZ Meyer 35 yd FG**
10-57, 3:32, MIZ 10 - BAMA 17
- 3rd 13:18 MIZ Pribula 5 yd rush (Meyer PAT)**
3-19, 1:27, MIZ 17 - BAMA 17
- 0:09 BAMA Talty 22 yd FG**
17-66, 9:00, MIZ 17 - BAMA 20
- 4th 3:16 BAMA Hill 1 yd pass from Simpson (Talty PAT)**
8-40, 3:46, MIZ 17 - BAMA 27
- 1:39 MIZ Olugbade 3 yd pass from Pribula (Meyer PAT)**
7-75, 1:37, MIZ 24 - BAMA 27

	MIZ	BAMA
1st Downs	15	22
3rd down efficiency.....	1-10	6-15
4th down efficiency.....	2-3	3-3
Total Yards	330	325
Passing.....	167	200
Comp-Att.....	16-28	23-31
Yards per pass.....	6.0	6.5
Interceptions thrown.....	2	0
Rushing	163	125
Rushing Attempts.....	28	44
Yards per rush.....	5.8	2.8
Penalties	4-45	5-30
Turnovers	2	1
Fumbles lost.....	0	1
Interceptions thrown.....	2	0
Possession	21:27	38:33

LEADERS

RUSHING	A	Y	TD	LG	AVG
MIZ Pribula	11	61	1	23	5.5
BAMA Miller	20	85	0	12	4.2

PASSING	C-A-I	Y	TD	LG	SCK
MIZ Pribula	16-28-2	167	2	27	2
BAMA Simpson	23-31-0	200	3	29	4

RECEIVING	R	Y	YAC	TD	LG
MIZ Olugbade	3	55	5	1	27
BAMA Brooks	4	58	20	0	29

TACKLES	S	A	TOT	TFL	SCK	INT
MIZ Trotter	3	5	8	0.0	0.0	0
MIZ Carnell	4	3	7	1.0	0.0	0
BAMA Lawson	5	2	7	0.0	0.0	0
BAMA Hill-Green	3	4	7	0.0	0.0	0

GAME-BY-GAME CAPSULES



AUBURN

OCTOBER 18, 2025

JORDAN-HARE STADIUM

	1	2	3	4	OT	2OT	F
Auburn	7	0	7	3	0	0	17
Missouri	3	7	0	7	0	6	23

SCORING PLAYS

- 1st 9:54 AUB Arnold 1 yd rush (McPherson PAT)**
12-75, 5:06, MIZ 0 - AUB 7
- 1:44 MIZ Meyer 24 yd FG**
10-24, 5:05, MIZ 3 - AUB 7
- 2nd 10:21 MIZ Hardy 2 yd rush (Meyer PAT)**
9-65, 4:48, MIZ 10 - AUB 7
- 3rd 0:35 AUB Mabson II 1 yd rush (McPherson PAT)**
12-86, 4:58, MIZ 10 - AUB 14
- 4th 10:31 AUB McPherson 22 yd FG**
8-73, 3:52, MIZ 10 - AUB 17
- 5:07 MIZ Hardy 3 yd rush (Meyer PAT)**
5-60, 1:09, MIZ 17 - AUB 17
- 2OT 0:00 MIZ Pribula 3 yd rush (pass failed)**
7-25, MIZ 23 - AUB 17

	MIZ	AUB
1st Downs	28	19
3rd down efficiency.....	8-17	6-16
4th down efficiency.....	0-0	0-1
Total Yards	343	357
Passing.....	252	207
Comp-Att.....	23-40	18-30
Yards per pass.....	6.3	6.9
Interceptions thrown.....	2	1
Rushing	91	150
Rushing Attempts.....	44	41
Yards per rush.....	2.1	3.7
Penalties	4-50	4-40
Turnovers	2	1
Fumbles lost.....	0	0
Interceptions thrown.....	2	1
Possession	32:47	27:13

LEADERS

RUSHING	A	Y	TD	LG	AVG
MIZ Hardy	24	58	2	17	2.4
AUB Cobb	19	111	0	41	5.8

PASSING	C-A-I	Y	TD	LG	SCK
MIZ Pribula	23-40-2	252	0	27	3
AUB Arnold	18-30-1	207	0	46	5

RECEIVING	R	Y	YAC	TD	LG
MIZ Olugbode	5	69	33	0	27
AUB Coleman	6	108	14	0	46

TACKLES	S	A	TOT	TFL	SCK	INT
MIZ Trotter	7	1	8	2.0	1.0	0
MIZ Banner	5	2	7	0.0	0.0	0
AUB Atkins	10	1	11	2.0	2.0	0
AUB Woodyard Jr.	9	2	11	4.0	0.0	0



No. 10 VANDERBILT

OCTOBER 25, 2025

FIRSTBANK STADIUM

	1	2	3	4	-	F
Vanderbilt	0	3	7	7	-	17
Missouri	0	3	0	7	-	10

SCORING PLAYS

- 2nd 5:11 MIZ Meyer 39 yd FG**
13-69, 7:48, MIZ 3 - VAN 0
- 2:00 VAN Taylor 38 yd FG**
8-55, 3:06, MIZ 3 - VAN 3
- 3rd 3:51 VAN Young 80 yd rush (Taylor PAT)**
1-80, 0:13, MIZ 3 - VAN 10
- 4th 12:49 MIZ James 6 yd pass from Zollers (Meyer PAT)**
12-75, 6:02, MIZ 10 - VAN 10
- 1:52 VAN Pavia 1 yd rush (Taylor PAT)**
9-44, 5:10, MIZ 10 - VAN 17

	MIZ	VAN
1st Downs	22	13
3rd down efficiency.....	5-16	3-10
4th down efficiency.....	4-5	0-0
Total Yards	376	265
Passing.....	206	129
Comp-Att.....	23-37	10-19
Yards per pass.....	5.6	6.8
Interceptions thrown.....	0	1
Rushing	170	136
Rushing Attempts.....	41	26
Yards per rush.....	4.1	5.2
Penalties	8-88	8-83
Turnovers	1	1
Fumbles lost.....	1	0
Interceptions thrown.....	0	1
Possession	36:12	23:48

LEADERS

RUSHING	A	Y	TD	LG	AVG
MIZ Hardy	20	97	0	17	4.8
VAN Young	4	87	1	80	21.5

PASSING	C-A-I	Y	TD	LG	SCK
MIZ Zollers	14-23-1	138	1	36	1
VAN Pavia	10-19-1	129	0	37	2

RECEIVING	R	Y	YAC	TD	LG
MIZ Coleman Jr.	7	109	21	0	36
VAN Richardson	4	62	17	0	37

TACKLES	S	A	TOT	TFL	SCK	INT
MIZ Trotter	3	6	9	0.0	0.0	0
MIZ Carnell	3	2	5	1.0	0.0	0
VAN Longwell	3	10	13	0.0	0.0	0
VAN Heard	3	5	8	1.0	0.0	0



No. 3 TEXAS A&M

NOVEMBER 8, 2025

MEMORIAL STADIUM

	1	2	3	4	-	F
Texas A&M	7	7	10	14	-	38
Missouri	0	0	7	10	-	17

SCORING PLAYS

- 1st 1:16 A&M Bethel-Roman 4 yd pass from Reed (Bond PAT)**
9-59, 4:37, MIZ 0 - A&M 7
- 2nd 0:20 A&M Smith 1 yd rush (Bond PAT)**
2-2, 0:37, MIZ 0 - A&M 14
- 3rd 11:21 A&M Concepcion 48 yd pass from Reed (Bond PAT)**
4-68, 1:36, MIZ 0 - A&M 21
- 6:50 MIZ Roberts 4 yd rush (Meyer PAT)**
8-40, 4:20, MIZ 7 - A&M 21
- 3:10 A&M Bond 32 yd FG**
8-59, 3:34, MIZ 7 - A&M 24
- 4th 11:17 MIZ Robbins 49 yd FG**
10-52, 3:34, MIZ 10 - A&M 24
- 7:40 A&M Owens II 57 yd rush (Bond PAT)**
6-76, 3:29, MIZ 10 - A&M 31
- 6:45 MIZ Hardy 45 yd rush (Meyer PAT)**
4-71, 0:49, MIZ 17 - A&M 31
- 2:36 A&M Owens II 1 yd rush (Bond PAT)**
7-65, 4:08, MIZ 17 - A&M 38

	MIZ	A&M
1st Downs	17	21
3rd down efficiency.....	5-13	7-14
4th down efficiency.....	0-1	1-2
Total Yards	284	464
Passing.....	235	259
Comp-Att.....	7-22	20-29
Yards per pass.....	3.5	7.6
Interceptions thrown.....	0	0
Rushing	207	243
Rushing Attempts.....	34	39
Yards per rush.....	6.1	6.2
Penalties	4-38	8-65
Turnovers	2	1
Fumbles lost.....	2	1
Interceptions thrown.....	0	0
Possession	24:16	35:44

LEADERS

RUSHING	A	Y	TD	LG	AVG
MIZ Roberts	17	110	1	18	6.5
A&M Owens II	13	102	2	57	7.8

PASSING	C-A-I	Y	TD	LG	SCK
MIZ Zollers	7-22-0	77	0	34	2
A&M Reed	20-29-0	221	2	48	1

RECEIVING	R	Y	YAC	TD	LG
MIZ Olugbode	3	74	10	0	34
A&M Concepcion	4	84	75	1	48

TACKLES	S	A	TOT	TFL	SCK	INT
MIZ Newson	6	5	11	1.0	0.0	0
MIZ McClellan	2	5	7	0.0	0.0	0
A&M Ratcliffe	3	3	6	0.0	0.0	0
A&M Brooks	2	4	6	0.0	0.0	0

2025 MISSOURI FOOTBALL

THE LAST TIME ...

RUSHING

30 attempts	35 – Cody Schrader vs. Tennessee, 11/11/23
25 attempts	25 – Ahmad Hardy vs. Kansas, 9/6/25
20+ attempts (two players)	22 - Ahmad Hardy, 20 - Marquise Davis vs. Louisiana, 9/13/25
100 yards	130 - Ahmad Hardy vs. UMass, 9/27/25
200 yards	250 - Ahmad Hardy vs. Louisiana, 9/13/25
250 yards	250 - Ahmad Hardy vs. Louisiana, 9/13/25
3 TDs	3 – Ahmad Hardy vs. UMass, 9/27/25
4 TDs	4 – Damarea Crockett vs. Middle Tennessee, 10/22/16
50+ yard rush	71 – Ahmad Hardy vs. Louisiana, 9/13/25
75+ yard rush	86 – Henry Josey at Kentucky, 11/9/13
Two 100-yard rushers (same game)	110 - Jamal Roberts, 109 - Ahmad Hardy vs. Texas A&M, 11/8/25
Two 100-yard rushers (consecutive games)	143 – Jamal Roberts, 112 – Ahmad Hardy vs. Kansas, 9/6/25 250 – Ahmad Hardy, 113 – Marquise Davis vs. Louisiana, 9/13/25
Five consecutive 100-yard games	Cody Schrader (6) 159 vs. South Carolina, 10/21/23; 112 at Georgia, 11/4/23; 205 vs. Tennessee, 11/11/23; 148 vs. Florida, 11/18/23; 217 at Arkansas, 11/24/23; 128 vs. Ohio State, 12/29/23
	<i>*Two games in 2024 while playing at UL-Monroe.....Ahmad Hardy (7) 204 at Arkansas State*, 11/23/24; 172 vs. Louisiana*, 11/30/24; 100 vs. Central Arkansas, 8/28/25 112 vs. Kansas, 9/6/25; 250 vs. Louisiana, 9/13/25; 138 vs. South Carolina, 9/20/25; 130 vs. UMass, 9/27/25</i>

PASSING

30-39 attempts	39 – Beau Pribula vs. Kansas, 9/6/25
40-49 attempts	40 - Beau Pribula at Auburn, 10/18/25
50 attempts	51 – Connor Bazelak at Kentucky, 9/11/21
30-39 completions	30 – Beau Pribula vs. Kansas, 9/6/25
300 yards	334 – Beau Pribula vs. Kansas, 9/6/25
400 yards	411 – Brady Cook vs. LSU, 10/7/23
75+ yard completion	77 – Brady Cook to Theo Wease Jr. vs. Florida, 11/18/23
50+ yard completion	50 – Beau Pribula to Kevin Coleman Jr. vs. Kansas, 9/6/25
Two QBS over 100 yards	Maty Mauk, 181; Drew Lock 138 vs. SEMO, 9/5/15
3 TDs	3 – Beau Pribula vs. Kansas, 9/6/25
4 TDs	4 – Brady Cook at Vanderbilt, 9/30/23
5 TDs	5 – Drew Lock at UConn, 10/28/17
6 TDs	6 – Drew Lock vs. Idaho, 10/21/17
7 TDs	7 – Drew Lock vs. Missouri State, 9/2/17
4 interceptions	Maty Mauk vs. Georgia, 10/11/14
5 interceptions	Terry McMillan vs. Penn State, 1/1/70
6 interceptions	Kent Kiefer vs. Miami (Fla), 9/23/89
15 consecutive completions	21 - Beau Pribula vs UMass, 9/27/25

RECEIVING

12+ receptions	12 - Kevin Coleman Jr. vs. UMass 9/27/25
10+ receptions	12 – Kevin Coleman Jr. vs. UMass, 9/27/25
8+ receptions	12 - Kevin Coleman Jr. vs. UMass, 9/27/25
100 yards	109 – Kevin Coleman Jr. at Vanderbilt, 10/25/25
150 yards	177 – Luther Burden vs. Memphis, 9/23/23
200 yards	233 – Danario Alexander vs. Kansas, 11/28/09
75+ yard reception	77 (TD) – Theo Wease Jr. vs. Florida, 11/18/23
Two 100-yard performances (same game)	140 (11) Luther Burden at Vanderbilt, 9/30/23 118 (10) – Theo Wease Jr. at Vanderbilt, 9/30/23
Three 100-yard performances (same game)	172 (6) – Jeremy Maclin vs. Nevada, 9/13/08 127 (6) – Chase Coffman vs. Nevada, 9/13/08 100 (6) – Tommy Saunders vs. Nevada, 9/13/08
3 TDs	3 – Albert Okwuegbunam vs. Memphis, 10/20/18
4 TDs	4 – J'Mon Moore vs. Delaware State, 9/24/16

DEFENSIVE

15+ tackles	15 – Triston Newson at Arkansas, 11/24/23
3.0+ sacks	3.5 – Blaze Alldredge vs. Central Michigan, 9/4/21
2.0+ sacks	2.0 – Damon Wilson II vs. Alabama, 10/11/25
3.0+ TFL	3.5 – Chuck Hicks at Arkansas, 11/24/23
4.0+ TFL	6.0 – Blaze Alldredge vs. Central Michigan, 9/4/21
2 Interceptions	2 – Cale Garrett vs. Troy, 10/5/19
Pick Six	Dante McClellan (83 yards) vs. Central Arkansas, 8/28/25

TOTAL OFFENSE (RUSHING & PASSING)

400+ yards	404 – Brady Cook vs. LSU, 10/7/23
300-399 yards	340 - Beau Pribula vs. Kansas, 9/6/25
100-yard rusher + 100-yard receiver (same game)	130 rush – Ahmad Hardy vs. UMass, 9/27/25 108 rec. - Kevin Coleman Jr. vs. UMass, 9/27/25
Two 100-yard rushers + 100-yard receiver (same game)	143 rush – Jamal Roberts vs. Kansas, 9/6/25 112 rush – Ahmad Hardy vs. Kansas, 9/6/25 126 rec. - Kevin Coleman Jr. vs. Kansas, 9/6/25

FIELD GOALS

80 yards	61 – Harrison Mevis vs. Kansas State, 9/16/23
55 yards	55 - Blake Craig vs. Central Arkansas, 8/28/25
50 yards	55 - Blake Craig vs. Central Arkansas, 8/28/25
4 FG made	4 – Blake Craig vs. Boston College, 9/14/24
5 FG made	5 – Harrison Mevis vs. Georgia, 10/1/22
Game-winning field goal (under 5 mins.)	56 yards (4:36), Blake Craig vs. Iowa, 12/30/24
Game-winning field goal (walk-off)	37 yards, Blake Craig vs. Vanderbilt (OT), 9/21/24

TOUCHDOWN RETURNS (YARDAGE)

Kickoff Return TD	100 – Kris Abrams-Draine vs. Tennessee, 10/2/2021
Punt Return TD	78 – Luther Burden vs. Abilene Christian, 9/17/22
Interception Return TD	83 - Dante McClellan vs. Central Arkansas, 8/28/25
Fumble Return TD	68 – Daylan Carnell at Mississippi State, 11/23/24
Blocked Field Goal Return TD	70 – Carlos Posey vs. West Virginia, 12/26/98
Blocked Punt Return TD	41 – Aarion Penton vs. SEMO, 9/5/15

TEAM

Shut out opponent on Faurot Field	38-0 vs. Buffalo, 9/7/24
Shut out opponent on the road	14-0 at Iowa State, 11/20/10
Shut out opponents, back-to-back	51-0 vs. Murray State, 8/29/24; 38-0 vs. Buffalo, 9/7/24
Won in overtime	23-17 (2OT) at Auburn, 10/18/25
Blocked a punt	vs. South Dakota (Caimin Hayes), 8/31/23
Blocked a field goal	at Kentucky (Blaze Alldredge), 9/11/21
Blocked a PAT	vs. UMass (Sterling Webb), 9/27/25
Scored a safety	vs. Kansas, 9/6/25
Scored a 2-point conversion	vs. Arkansas (Luther Burden III pass), 11/30/24
Scored 50 points	52-10 - vs. Louisiana, 9/13/25
Scored 60 points	61-6 - vs. Central Arkansas, 8/28/25
500 yards of total offense	521 - win vs. UMass, 9/27/25
600 yards of total offense	606 - win vs. Louisiana, 9/13/25
700 yards of total offense	815 - win vs. Missouri State, 9/2/17
800 yards of total offense	815 - win vs. Missouri State, 9/2/17
500+ yards of total offense (three-consecutive games)	560 - win vs. Central Arkansas, 8/28/25 585 - win vs. Kansas, 9/6/25; 606 - win vs. Louisiana, 9/13/25
When scoring 60 points	54-0
When scoring 50 points	73-0
When scoring 40 points	173-3
Held opponent under 200 yards of total offense	124 - vs. UMass, 9/27/25
Held opponent under 150 yards of total offense	124 - vs. UMass, 9/27/25
Held opponent under 100 passing yards	4 - win vs. Louisiana, 9/13/25
Held opponent under 50 passing yards	4 - win vs. Louisiana, 9/13/25
Held opponent under 25 passing yards	4 - win vs. Louisiana, 9/13/25
Held opponent to under 10 pass completions	2 - vs. Louisiana, 9/13/25
Held opponent to under 5 pass completions	2 - vs. Louisiana, 9/13/25

OPPONENT RUSHING

30+ attempts	38 – Benny Snell, Kentucky, 10/29/16
200 yards	207 – Chris Rodriguez, Kentucky, 9/11/21
300 yards	304 – Tre Mason, Auburn, 12/7/13
3 TDs	3 - Ja'Quinden Jackson, Arkansas, 11/30/24
4 TDs	5, Kerryon Johnson, Auburn, 9/23/17
Two 100-yard performances (same game)	134 - L. Diggs & 130 - J. Daniels, vs. LSU, 10/7/23

OPPONENT PASSING

40-49 attempts	40 - Spencer Rattler, South Carolina, 10/21/23
50+ attempts	55 – David Blough, Purdue, 9/15/18
30-39 completions	31 – Seth Henigan, Memphis, 9/23/23
40+ completions	44 – Graham Harrell, Texas Tech, 10/20/07
400 yards	430 – Myles Brennan, LSU, 10/10/20
500 yards	572 – David Blough, Purdue, 9/15/18
4 TDs	Austin Aune, North Texas, 10/9/21
5 TDs	LaNorris Sellers, South Carolina, 11/16/24

OPPONENT RECEIVING

10+ receptions	10 – Treyton Burks, Arkansas, 12/5/20
200+ yards	206 – Treyton Burks, Arkansas, 12/5/20
175-199 yards	180 – Aaron Pflugrad, Arizona State, 9/9/11
150-174 yards	163 – Malik Earl, Missouri State, 9/2/17
2 TDs	2 – DeShawn Hanika, Kansas, 9/6/25
3 TDs	3 - Terrace Marshall Jr., LSU, 10/10/20
Two 100-yard perf. (same game)	146 - Hyatt, 111 - McCoy, Tennessee, 11/12/22

OPPONENT TOTAL OFFENSE (RUSHING & PASSING)

500 yards	590 – David Blough, Purdue, 9/15/18
400 yards	405 – Hendon Hooker, Tennessee, 11/12/22

OPPONENT FIELD GOALS

50+ yards	56 – Zach Schmit, Oklahoma, 11/9/24
4 FG made	4 – Mitch Jeter, South Carolina, 10/21/23
3 FG made	3 – Zach Schmit, Oklahoma, 11/9/24

OPPONENT TOUCHDOWN RETURNS (YARDAGE)

Kickoff Return TD	97 – Deebo Samuel, South Carolina, 9/9/17
Punt Return TD	76 – Phillip Brooks, Kansas State, 9/10/22
Interception Return TD	49 – Jaydon Hill, Florida, 10/8/22
Fumble Return TD	28 – Austin Alexander, Kansas, 9/6/25

OPPONENT TEAM

Shut out Mizzou on Faurot Field	34-0 vs. Georgia, 10/11/14
Shut out Mizzou on road	34-0 at Alabama, 10/26/24
Scored 30-39 points	38, Texas A&M, loss, 11/8/25
Scored 40-49 points	41 at Texas A&M, loss, 10/5/24
Scored 50-59 points	51 at Mississippi State, loss, 12/19/20
Scored 60+ points	66 vs. Tennessee, loss, 11/12/22
Recorded safety	Middle Tennessee, 9/9/23

INDIVIDUAL GAME HIGHS - MISSOURI

CATEGORY	PLAYER
RUSHES	25, Ahmad Hardy vs. Kansas, (9/6/2025)
YARDS RUSHING	250, Ahmad Hardy vs. Louisiana (9/13/2025)
TD RUSHES	3, Ahmad Hardy twice, last: vs. UMass (9/27/2025)
LONG RUSH	71, Ahmad Hardy vs. Louisiana (9/13/2025)
PASS ATTEMPTS	40, Beau Pribula at Auburn (10/18/2025)
PASS COMPLETIONS	30, Beau Pribula vs. Kansas, (9/6/2025)
YARDS PASSING	334, Beau Pribula vs. Kansas, (9/6/2025)
TD PASSES	3, Beau Pribula vs. Kansas, (9/6/2025)
LONG PASS	50, Beau Pribula vs. Kansas, (9/6/2025)
RECEPTIONS	12, Kevin Coleman Jr. vs. UMass, (9/27/2025)
YARDS RECEIVING	134, Marquis Johnson vs. Central Arkansas, (8/28/2025)
TD RECEPTIONS	2, Brett Norfleet vs. Kansas, (9/6/2025)
LONG RECEPTION	50, Kevin Coleman Jr. vs. Kansas, (9/6/2025)
PUNTS	5, Connor Weselman twice, last: vs. Texas A&M (11/8/2025)
PUNTING AVG	50.0, Connor Weselman vs. Kansas, (9/6/2025)
LONG PUNT	56, Connor Weselman vs. South Carolina, (9/20/2025)
PUNTS INSIDE 20	3, Connor Weselman at Vanderbilt, (10/25/2025)
LONG PUNT RETURN	44, Kevin Coleman Jr. vs. Central Arkansas, (8/28/2025)
LONG KICKOFF RETURN	55, DaMarion Fowlkes vs. Texas A&M (11/8/2025)
TACKLES	11 twice, Josiah Trotter vs. South Carolina (9/20/25) and Tristan Newson vs. Texas A&M (11/8/2025)
SACKS	2.0 three times, last: Zion Young at Auburn (10/18/2025)
TACKLES FOR LOSS	2.5, Zion Young at Auburn (10/18/2025)

INDIVIDUAL GAME HIGHS - OPPONENTS

CATEGORY	PLAYER
RUSHES	20, Jam Miller (Alabama, 10/11/2025)
YARDS RUSHING	111, Jeremiah Cobb (Auburn, 10/18/2025)
TD RUSHES	2, Rueben Owens II (Texas A&M, 11/8/2025)
LONG RUSH	84, Zylan Perry (Louisiana, 9/13/2025)
PASS ATTEMPTS	31 twice, last Ty Simpson (Alabama, 10/11/2025)
PASS COMPLETIONS	23, Ty Simpson (Alabama, 10/11/2025)
YARDS PASSING	302, LaNorris Sellers (South Carolina, 9/20/25)
TD PASSES	3, Ty Simpson (Alabama, 10/11/2025)
LONG PASS	50, Jalon Daniels (Kansas, 9/6/2025)
RECEPTIONS	7, Vandrevious Jacobs (South Carolina, 9/20/25)
YARDS RECEIVING	128, Vandrevious Jacobs (South Carolina, 9/20/25)
TD RECEPTIONS	2, DeShawn Hanika (Kansas, 9/6/2025)
LONG RECEPTION	50, Levi Wentz (Kansas, 9/6/2025)
PUNTS	10, Keegan Andrews (UMass, 9/27/2025)
PUNTING AVG	54.0, Luther Richesson (Central Arkansas, 8/28/2025)
LONG PUNT	58, Keegan Andrews (UMass, 9/27/2025)
PUNTS INSIDE 20	4, Keegan Andrews (UMass, 9/27/2025)
LONG PUNT RETURN	21, Tate Nagy (Kansas, 9/6/2025)
LONG KICKOFF RETURN	28, Emmanuel Henderson Jr. (Kansas, 9/6/2025)
TACKLES	17, Timmy Hinspeter (UMass, 9/27/2025)
SACKS	2.0, Xavier Atkins (Auburn, 10/18/2025)
TACKLES FOR LOSS	4.0, Robert Woodyard Jr. (Auburn, 10/18/2025)

HIGH/LOW COMPARISON - TEAM

TEAM GAME HIGHS

OPPONENT	CATEGORY	MISSOURI
44, Alabama [10/11/2025]	RUSHES	62, vs. Louisiana [9/13/2025]
243, Texas A&M [11/8/2025]	YARDS RUSHING	427, vs. Louisiana [9/13/2025]
6.2, Texas A&M [11/8/2025]	YARDS PER RUSH	6.9, vs. Louisiana [9/13/2025]
3, Texas A&M [11/8/2025]	TD RUSHES	5, vs. Louisiana [9/13/2025] and vs. UMass [9/27/25]
39, UMass [9/27/2025]	PASS ATTEMPTS	40, at Auburn [10/18/2025]
23, Alabama [10/11/2025]	PASS COMPLETIONS	30, vs. Kansas [9/6/2025]
302, South Carolina [9/20/25]	YARDS PASSING	341, vs. Central Arkansas [8/28/2025]
10.8, South Carolina [9/20/25]	YARDS PER PASS	11.0 vs. Central Arkansas [8/28/2025]
3, Alabama [10/11/2025]	TD PASSES	3 twice, last: vs. Kansas [9/6/2025]
75, Alabama [10/11/2025]	TOTAL PLAYS	86 twice, last: vs. Louisiana [9/13/2025]
464, Texas A&M [11/8/2025]	TOTAL OFFENSE	606, vs. Louisiana [9/13/2025]
6.8, Texas A&M [11/8/2025]	YARDS PER PLAY	8.1, vs. Central Arkansas [8/28/2025]
38, Texas A&M [11/8/2025]	POINTS	61, vs. Central Arkansas [8/28/2025]
4, Kansas [9/6/2025] and UMass [9/27/2025]	SACKS BY	5.0 twice, last: at Auburn [10/18/2025]
22, Alabama [10/11/2025]	FIRST DOWNS	32, vs. Louisiana [9/13/2025]
14, South Carolina [9/20/25]	PENALTIES	8 twice, last: at Vanderbilt [10/25/2025]
98, South Carolina [9/20/25]	PENALTY YARDS	70 twice, last: vs. Kansas [9/6/2025]
2 twice, last: Auburn [10/18/2025]	INTERCEPTIONS BY	1 four times, last: at Vanderbilt [10/25/2025]
10, UMass [9/27/2025]	PUNTS	5 twice, last: vs. Texas A&M [11/8/2025]
45.8, Kansas [9/6/2025]	PUNTING AVG	50.0, vs. Kansas [9/6/2025]
58, UMass [9/27/2025]	LONG PUNT	56, vs. South Carolina [9/20/25]
4, UMass [9/27/2025]	PUNTS INSIDE 20	3, at Vanderbilt [10/25/2025]
21, Kansas [9/6/2025]	LONG PUNT RETURN	44, vs. Central Arkansas [8/28/2025]

TEAM GAME LOWS

OPPONENT	CATEGORY	MISSOURI
16, UMass [9/27/2025]	RUSHES	28, vs. Alabama [10/11/2025]
-9, South Carolina [9/20/25]	YARDS RUSHING	91, at Auburn [10/18/2025]
-0.4, South Carolina [9/20/25]	YARDS PER RUSH	2.1, at Auburn [10/18/2025]
0, four times, last: Alabama [10/11/2025]	TD RUSHES	0, at Vanderbilt [10/25/2025]
14, Louisiana [9/13/2025]	PASS ATTEMPTS	22, vs. Texas A&M [11/8/2025]
2, Louisiana [9/13/2025]	PASS COMPLETIONS	7, vs. Texas A&M [11/8/2025]
4, Louisiana [9/13/2025]	YARDS PASSING	77, vs. Texas A&M [11/8/2025]
0.3, Louisiana [9/13/2025]	YARDS PER PASS	3.5, vs. Texas A&M [11/8/2025]
0 four times, last: Texas A&M [11/8/2025]	TD PASSES	0 twice, last: vs. Texas A&M [11/8/2025]
36, Louisiana [9/13/2025]	TOTAL PLAYS	56 twice, last: vs. Texas A&M [11/8/2025]
121, Louisiana [9/13/2025]	TOTAL OFFENSE	284, vs. Texas A&M [11/8/2025]
2.3, UMass [9/27/2025]	YARDS PER PLAY	4.1, at Auburn [10/18/2025]
6, Central Arkansas [8/28/2025] and UMass [9/27/2025]	POINTS	17, vs. Texas A&M [11/8/2025]
1 three times, last: Vanderbilt [10/25/2025]	SACKS BY	1.0 twice, last: vs. Texas A&M [11/8/2025]
13, Kansas [9/6/2025] and Vanderbilt [10/25/2025]	FIRST DOWNS	15, vs. Alabama [10/11/2025]
2, Kansas [9/6/2025]	PENALTIES	1, vs. UMass [9/27/25]
10, Kansas [9/6/2025]	PENALTY YARDS	35, vs. Louisiana [9/13/2025]
0 four times, last Texas A&M [11/8/2025]	INTERCEPTIONS BY	0 four times, last: vs. Texas A&M [11/8/2025]
3, Alabama [10/11/2025]	PUNTS	1 twice, last: vs. Louisiana [9/13/2025]
33.7, Alabama [10/11/2025]	PUNTING AVG	34.5, vs. Alabama [10/11/2025]
43, Alabama [10/11/2025]	LONG PUNT	37, vs. Alabama [10/11/2025]
0, Kansas [9/6/2025]	PUNTS INSIDE 20	0 twice, last vs. Alabama [10/11/2025]
0 twice, last: Louisiana [9/13/2025]	LONG PUNT RETURN	0, vs. South Carolina [9/20/25]

2025 MISSOURI FOOTBALL

	2025	Pct.	Drinkwitz Era	Pct.	All-Time	Pct.	SITUATIONAL STATS	
							Streak	Since When
Overall	6-3	.667	44-27	.620	720-594-52	.546	L2	all-time
Conference Games	2-3	.400	24-23	.511	385-348-32	.524	L2	all-time
When playing at home	5-2	.714	32-9	.780	426-234-26	.640	L2	all-time
When playing on road	1-1	.500	9-16	.360	244-312-23	.441	L1	all-time
At Neutral Sites	0-0		3-2	.600	50-48-3	.510	W3	all-time
When playing on natural grass	1-0	1.000	5-14	.263	518-390-47	.567	W2	all-time
When playing on artificial turf	5-3	.625	39-13	.750	202-204-5	.498	L3	all-time
When playing during the day	2-3	.400	28-21	.571	653-537-51	.547	L3	all-time
When playing at night	4-0	1.000	16-6	.727	67-57-1	.540	W13	all-time
When scoring first	5-2	.714	32-10	.762	298-112-11	.721	L2	since 1958
When opponent scores first	1-1	.500	12-17	.414	117-239-2	.330	L1	since 1958
When leading after first quarter	3-0	1.000	25-5	.833	256-70-7	.779	W10	since 1958
When trailing after first quarter	2-1	.667	10-19	.345	77-213-1	.266	L1	since 1958
When tied after first quarter	1-2	.333	9-3	.750	82-68-6	.545	L2	since 1958
When leading at halftime	4-0	1.000	33-3	.917	332-62-5	.838	W14	since 1958
When trailing at halftime	1-2	.333	7-19	.269	53-257-4	.175	L2	since 1958
When tied at halftime	1-1	.500	4-5	.444	30-32-5	.485	L1	since 1958
When leading after three quarters	4-0	1.000	33-3	.917	355-35-5	.905	W14	since 1958
When trailing after three quarters	2-3	.400	10-23	.303	42-295-5	.130	L2	since 1958
When tied after three quarters	0-0		1-1	.500	18-21-4	.465	W1	since 1958
In overtime	1-0	1.000	3-2	.600	14-7	.667	W2	all-time
When MIZ has more rushing yards	5-2	.714	35-8	.814	110-24	.821	L2	since 2008
When opponent has more rushing yards	1-1	.500	9-19	.310	19-64	.229	L1	since 2008
When MIZ rushes for 150 or more yards	5-3	.625	32-9	.780	103-31	.769	L3	since 2008
When MIZ rushes for 200 or more yards	5-1	.833	26-2	.929	69-14	.831	L1	since 2008
When MIZ holds opponent to < than 150 rushing yards	4-2	.667	34-8	.810	97-31	.758	L2	since 2008
When MIZ holds opponent to < than 100 rushing yards	3-0	1.000	21-2	.913	61-7	.897	W13	since 2008
When MIZ has more passing yards	5-1	.833	33-11	.750	86-34	.717	L1	since 2008
When opponent has more passing yards	1-2	.333	11-16	.407	43-54	.443	L2	since 2008
When MIZ passes for 200 or more yards	4-1	.800	35-16	.686	96-54	.640	L1	since 20s08
When MIZ passes for 300 or more yards	2-0	1.000	11-3	.786	38-19	.667	W4	since 2008
When MIZ holds opponent to < than 200 passing yards	3-1	.750	24-10	.706	57-26	.687	L1	since 2008
When MIZ holds opponent to < than 150 passing yards	3-1	.750	17-6	.739	31-15	.674	L1	since 2008
When MIZ holds opponent to < than 100 passing yards	2-0	1.000	7-2	.778	15-5	.750	W5	since 2008
When MIZ has more total yards	5-2	.714	39-5	.886	114-26	.814	L2	since 2008
When opponent has more total yards	1-1	.500	5-22	.185	15-62	.195	L1	since 2008
When MIZ has 300 or more yards	6-2	.750	42-18	.700	120-61	.663	L1	since 2008
When MIZ has 400 or more yards	5-0	1.000	31-2	.939	93-26	.782	W14	since 2008
When MIZ has 500 or more yards	4-0	1.000	15-1	.938	46-13	.780	W7	since 2008
When MIZ has 600 or more yards	1-0	1.000	4-0	1.000	14-4	.778	W5	since 2008
When MIZ has 700 or more yards	0-0		0-0	.000	2-1	.667	W1	since 2008
When MIZ has more first downs	6-1	.857	37-4	.902	306-111-6	.730	L1	since 1958
When opponent has more first downs	0-2	.000	4-22	.154	90-220-7	.295	L2	since 1958
When first downs are equal	0-0		3-1	.750	19-20-1	.488	L1	since 1958
When MIZ wins turnover battle	1-0	1.000	26-3	.897	263-67-4	.793	W17	since 1958
When opponent wins turnover battle	3-2	.600	7-16	.304	77-211-6	.272	L1	since 1958
When turnovers are equal	2-1	.667	11-8	.579	75-73-4	.507	L1	since 1958
In games decided by one score	1-2	.333	18-10	.643	208-211	.496	L1	all-time
In games decided by three points or less	0-1	.000	9-3	.750	82-79	.509	L1	all-time
Following a loss	1-1	.500	15-8	.652	259-237-21	.521	L1	all-time
When MIZ has more TOP	6-1	.857	33-8	.805				
When opponent has more TOP	0-2	.000	11-19	.367				



15 **SANTANA BANNER**

S

Redshirt Sophomore | Flint, Mich. (Northern Illinois)

Year-By-Year

2024	Opponent	Solo	Ast	Total	TFL	SACK	INT	PBU	FF	FR	QBH
Western Illinois ¹	0	2	2	0.0-0	0.0-0	0	0	0	0	0	0
Notre Dame ²	3	3	6	0.0-0	0.0-0	0	0	0	0	0	0
Buffalo ³	1	2	3	0.0-0	0.0-0	0	0	1	0	0	0
NC State ⁴	2	0	2	1.0-0	0.0-0	0	0	0	0	0	0
Massachusetts ⁵	4	4	8	0.0-0	0.0-0	0	2	0	0	0	0
Bowling Green ⁶	1	0	1	0.0-0	0.0-0	0	0	0	0	0	0
Toledo ⁷	3	1	4	0.0-0	0.0-0	0	0	0	0	0	1
Ball State⁸	4	5	9	0.5-0	0.0-0	0	0	0	0	0	0
Western Michigan ⁹	4	4	8	0.0-0	0.0-0	1	0	0	0	0	0
Akron ¹⁰	0	0	0	0.0-0	0.0-0	0	0	0	0	0	0
Miami (OH) ¹¹	1	2	3	0.0-0	0.0-0	0	0	0	0	0	0
Central Michigan	6	2	8	0.0-0	0.0-0	0	1	0	0	0	0
Fresno State											

2025	Opponent	Solo	Ast	Total	TFL	SACK	INT	PBU	FF	FR	QBH
Central Arkansas	2	3	5	0.0-0	0.0-0	0	0	0	0	0	0
Kansas	2	0	2	0.0-0	0.0-0	0	0	0	0	0	0
Louisiana	0	1	1	0.0-0	0.0-0	0	0	0	0	0	0
South Carolina	0	4	4	0.0-0	0.0-0	0	0	0	0	0	0
Massachusetts	0	1	1	0.0-0	0.0-0	1	0	0	0	0	0
Alabama	2	5	7	0.0-0	0.0-0	0	0	0	0	0	0
Auburn	5	2	7	0.0-0	0.0-0	0	0	0	0	0	0
Vanderbilt ¹²	3	0	3	1.0-1	0.0-0	0	0	0	0	0	0
Texas A&M	4	1	5	0.0-0	0.0-0	0	0	0	0	0	0
Mississippi State											
Oklahoma											
Arkansas											

Year	G/GS	Solo	Ast	Total	TFL	SACK	INT	PBU	FF	FR	QBH
2023 ⁶	5/0	0	0	0	0.0-0	0.0-0	0	0	0	0	0
2024 ⁸	12/11	29	25	54	1.5-3	0.0-0	1	3	1	0	1
2025	9/1	18	17	35	1.0-1	0.0-0	1	0	0	0	0
Total	26/12	47	42	89	2.5-4	0.0-0	2	3	1	0	1

NOTE: Played the 2023 and 2024 seasons at Northern Illinois

NOTE: Blocked one kick (FG) against Ball State, 2024



18 **JEREMIAH BEASLEY**

LB

Sophomore | Belleville, Mich. (Michigan)

Year-By-Year

2024	Opponent	Solo	Ast	Total	TFL	SACK	INT	PBU	FF	FR	QBH
Murray State	1	0	1	0.0-0	0.0-0	0	0	0	0	0	0
Buffalo	1	0	1	0.0-0	0.0-0	0	0	0	0	0	0
Boston College											
Vanderbilt	0	0	0	0.0-0	0.0-0	0	0	0	0	0	0
Texas A&M	0	0	0	0.0-0	0.0-0	0	0	0	0	0	0
Massachusetts	0	1	1	0.0-0	0.0-0	0	0	0	0	0	0
Auburn	0	0	0	0.0-0	0.0-0	0	0	0	0	0	0
Alabama	0	0	0	0.0-0	0.0-0	0	0	0	0	0	0
Oklahoma	0	0	0	0.0-0	0.0-0	0	0	0	0	0	0
South Carolina	1	0	1	0.0-0	0.0-0	0	0	0	0	0	0
Mississippi State	1	1	2	0.0-0	0.0-0	0	0	0	0	0	0
Arkansas	0	1	1	0.0-0	0.0-0	0	0	0	0	0	0
Iowa	1	0	1	0.0-0	0.0-0	0	0	0	0	0	0

2025	Opponent	Solo	Ast	Total	TFL	SACK	INT	PBU	FF	FR	QBH
Central Arkansas	7	0	7	0.0-0	0.0-0	0	0	1	0	0	0
Kansas	1	0	1	0.0-0	0.0-0	0	0	0	0	0	0
Louisiana	0	1	1	0.0-0	0.0-0	0	0	0	0	0	0
South Carolina	0	1	1	0.0-0	0.0-0	0	0	0	0	0	0
Massachusetts	1	1	2	0.0-0	0.0-0	0	0	0	0	0	0
Alabama	0	0	0	0.0-0	0.0-0	0	0	0	0	0	0
Auburn	0	0	0	0.0-0	0.0-0	0	0	0	0	0	0
Vanderbilt	0	0	0	0.0-0	0.0-0	0	0	0	0	0	0
Texas A&M	1	1	2	0.0-0	0.0-0	0	0	0	0	0	0
Mississippi State											
Oklahoma											
Arkansas											

Year	G/GS	Solo	Ast	Total	TFL	SACK	INT	PBU	FF	FR	QBH
2024	12/0	5	3	8	0.0-0	0.0-0	0	0	0	0	0
2025	9/0	10	4	14	0.0-0	0.0-0	0	0	1	0	0
Total	21/0	15	7	22	0.0-0	0.0-0	0	0	1	0	0

NOTE: Transferred from Michigan after 2024 spring season



10 **DANIEL BLOOD**

WR

Junior | Destrehan, La. | Destrehan HS

Year-By-Year

2023	Opponent	Rec	Yds	Lg	TD	Rush	Yds	Lg	TD
South Dakota			-DNP-						
Middle Tennessee			-DNP-						
Kansas State			-DNP-						
Memphis	0	0	0	0	0	0	0	0	0
Vanderbilt	0	0	0	0	0	0	0	0	0
LSU	2	20	16	0	0	0	0	0	0
Kentucky	0	0	0	0	0	0	0	0	0
South Carolina	0	0	0	0	0	0	0	0	0
Georgia	0	0	0	0	0	0	0	0	0
Tennessee	0	0	0	0	0	0	0	0	0
Florida	0	0	0	0	0	0	0	0	0
Arkansas	0	0	0	0	0	0	0	0	0
Ohio State	0	0	0	0	0	0	0	0	0

2024	Opponent	Rec	Yds	Lg	TD	Rush	Yds	Lg	TD
Murray State	5	42	15	0	0	0	0	0	0
Buffalo	1	1	1	0	0	0	0	0	0
Boston College	0	0	0	0	0	0	0	0	0
Vanderbilt	0	0	0	0	0	0	0	0	0
Texas A&M	0	0	0	0	0	0	0	0	0
Massachusetts	0	0	0	0	0	0	0	0	0
Auburn	0	0	0	0	0	0	0	0	0
Alabama	0	0	0	0	0	0	0	0	0
Oklahoma	0	0	0	0	0	0	0	0	0
South Carolina	0	0	0	0	0	0	0	0	0
Mississippi State	0	0	0	0	0	0	0	0	0
Arkansas	0	0	0	0	0	0	0	0	0
Iowa	2	38	21	0	0	0	0	0	0

Opponent	KOR	Yds	Lg	TD	PR	Yds	Lg	TD
Murray State	0	0	0	0	0	0	0	0
Buffalo	0	0	0	0	0	0	0	0
Boston College	0	0	0	0	0	0	0	0
Vanderbilt	0	0	0	0	0	0	0	0
Texas A&M	0	0	0	0	0	0	0	0
Massachusetts	0	0	0	0	3	6	6	0
Auburn	0	0	0	0	0	0	0	0
Alabama	0	0	0	0	0	0	0	0
Oklahoma	0	0	0	0	0	0	0	0
South Carolina	0	0	0	0	0	0	0	0
Mississippi State	0	0	0	0	1	0	0	0
Arkansas	0	0	0	0	0	0	0	0
Iowa	0	0	0	0	0	0	0	0

2025	Opponent	Rec	Yds	Lg	TD	Rush	Yds	Lg	TD
Central Arkansas	0	0	0	0	0	0	0	0	0
Kansas	2	39	26	0	0	0	0	0	0
Louisiana	1	-4	0	0	0	0	0	0	0
South Carolina	0	0	0	0	0	0	0	0	0
Massachusetts	1	2	2	0	0	0	0	0	0
Alabama	0	0	0	0	0	0	0	0	0
Auburn	0	0	0	0	0	0	0	0	0
Vanderbilt	0	0	0	0	0	0	0	0	0
Texas A&M	0	0	0	0	0	0	0	0	0
Mississippi State									
Oklahoma									
Arkansas									

Year	G/GS	Rec	Yards	Avg.	TD	Lg
2023	10/0	2	20	10.00	0	16
2024	13/0	8	81	10.13	0	21
2025	9/0	4	37	9.25	0	26
Total	32/0	14	138	9.86	0	26

Year	G/GS	PR	Yards	Avg.	TD	Lg
2023	10/0	0	0	0.00	0	0
2024	13/0	4	6	1.50	0	6
2025	9/0	0	0	0	0	0
Total	32/0	4	6	1.50	0	6

2025 MISSOURI FOOTBALL



12 VINCE BROWN II

TE

Redshirt Senior | Matteson, Ill. (Colorado State)

Year-By-Year

Opponent	Rec	Yds	Lg	TD	Rush	Yds	Lg	TD
Ellsworth Community	0	0	0	0	0	0	0	0
Iowa Central Community	2	13	8	0	0	0	0	0
Hocking College	-DNP-							
Erie Community College	2	6	5	0	0	0	0	0
Nassau Community College	-DNP-							
Detroit Community Christian	1	10	10	0				
Hocking College	0	0	0	0	0	0	0	0
Liberty Prep	2	27	25	1	0	0	0	0
Georgia Military College	0	0	0	0	0	0	0	0
Ellsworth Community	0	0	0	0	0	0	0	0
Nassau Community College	2	35	32	0	0	0	0	0

2022

Opponent	Rec	Yds	Lg	TD	Rush	Yds	Lg	TD
Ellsworth Community	3	106	73	2	0	0	0	0
Rochester Community ¹	0	0	0	0	0	0	0	0
Hocking College ²	2	15	10	0	0	0	0	0
Community Christian (Mich.) ³	1	5	5	0	0	0	0	0
Iowa Central Community	0	0	0	0	0	0	0	0
Erie Community	3	40	20	1	0	0	0	0
Community Christian (Mich.)	3	73	32	0	0	0	0	0
Hocking College ⁴	4	61	34	0	0	0	0	0
Liberty Prep	1	20	20	0	0	0	0	0
Georgia Military College	1	35	35	1	0	0	0	0
North Dakota State College of Science	2	18	10	0	0	0	0	0

2023

Opponent	Rec	Yds	Lg	TD	Rush	Yds	Lg	TD
Washington State	2	18	11	0	0	0	0	0
Colorado	0	0	0	0	0	0	0	0
Middle Tennessee	0	0	0	0	0	0	0	0
Utah Tech	0	0	0	0	0	0	0	0
Utah State	2	14	9	0	0	0	0	0
Boise State	0	0	0	0	0	0	0	0
UNLV	0	0	0	0	0	0	0	0
Air Force	0	0	0	0	0	0	0	0
Wyoming	0	0	0	0	0	0	0	0
San Diego State	0	0	0	0	0	0	0	0
Nevada	0	0	0	0	0	0	0	0
Hawaii	0	0	0	0	0	0	0	0

2024

Opponent	Rec	Yds	Lg	TD	Rush	Yds	Lg	TD
Texas ⁵	2	12	12	0	0	0	0	0
Northern Colorado ⁶	1	30	30	0	0	0	0	0
Colorado ⁷	2	15	9	0	0	0	0	0
UTEP	1	9	9	0	0	0	0	0
Oregon State ⁸	2	18	16	0	0	0	0	0
San Jose State ⁹	4	28	13	0	0	0	0	0
Air Force ¹⁰	2	37	23	1	0	0	0	0
New Mexico ¹¹	0	0	0	0	0	0	0	0
Nevada ¹²	1	10	10	0	0	0	0	0
Wyoming ¹³	1	4	4	0	0	0	0	0
Fresno State ¹⁴	0	0	0	0	0	0	0	0
Utah State¹⁵	5	52	26	2	0	0	0	0
Miami (OH) ¹⁶	3	41	22	0	0	0	0	0

2025

Opponent	Rec	Yds	Lg	TD	Rush	Yds	Lg	TD
Central Arkansas	-DNP-							
Kansas	0	0	0	0	0	0	0	0
Louisiana	0	0	0	0	0	0	0	0
South Carolina	0	0	0	0	0	0	0	0
Massachusetts	0	0	0	0	0	0	0	0
Alabama	0	0	0	0	0	0	0	0
Auburn	0	0	0	0	0	0	0	0
Vanderbilt	0	0	0	0	0	0	0	0
Texas A&M	0	0	0	0	0	0	0	0
Mississippi State								
Oklahoma								
Arkansas								

Year	G/GS	Rec	Yards	Avg.	TD	Lg
2021 ⁸	9/0	9	91	10.11	1	32
2022 ⁸	11/4	20	373	18.65	4	73
2023 ⁷	12/0	4	32	8.00	0	11
2024 ⁴	13/12	24	256	10.67	3	30
2025	8/0	0	0	0	0	0
Total	53/16	57	752	13.19	8	73

NOTE: Played the 2021 and 2022 seasons at College of DuPage

NOTE: Played the 2023 and 2024 seasons at Colorado State

NOTE: Blocked one punt for a safety against Rochester, 2022



1 MARVIN BURKS JR.

S

Junior | St. Louis, Mo. | Cardinal Ritter HS

Year-By-Year

Opponent	Solo	Ast	Total	TFL	SACK	INT	PBU	FF	FR	QBH
South Dakota	3	1	4	1.0-9	1.0-9	0	0	0	0	0
Middle Tennessee	0	0	0	0.0-0	0.0-0	0	0	0	0	0
Kansas State	0	0	0	0.0-0	0.0-0	0	0	0	0	0
Memphis	4	1	5	0.0-0	0.0-0	0	0	0	0	0
Vanderbilt	0	0	0	0.0-0	0.0-0	0	0	0	0	0
LSU	0	0	0	0.0-0	0.0-0	0	0	0	0	0
Kentucky	1	1	2	0.0-0	0.0-0	0	0	0	0	0
South Carolina	0	2	2	0.0-0	0.0-0	0	0	0	0	0
Georgia	0	0	0	0.0-0	0.0-0	0	0	0	0	0
Tennessee	0	0	0	0.0-0	0.0-0	0	0	0	0	0
Florida	0	1	1	0.0-0	0.0-0	0	0	0	0	0
Arkansas	1	1	2	0.0-0	0.0-0	0	0	0	1	0
Ohio State	0	0	0	0.0-0	0.0-0	0	0	0	0	0

Opponent	KOR	Yds	Lg	TD	PR	Yds	Lg	TD
South Dakota	0	0	0	0	0	0	0	0
Middle Tennessee	3	52	19	0	0	0	0	0
Kansas State	1	22	22	0	0	0	0	0
Memphis	0	0	0	0	0	0	0	0
Vanderbilt	0	0	0	0	0	0	0	0
LSU	0	0	0	0	0	0	0	0
Kentucky	0	0	0	0	0	0	0	0
South Carolina	0	0	0	0	0	0	0	0
Georgia	0	0	0	0	0	0	0	0
Tennessee	0	0	0	0	0	0	0	0
Florida	0	0	0	0	0	0	0	0
Arkansas	0	0	0	0	0	0	0	0
Ohio State	0	0	0	0	0	0	0	0

2024

Opponent	Solo	Ast	Total	TFL	SACK	INT	PBU	FF	FR	QBH
Murray State ¹	3	1	4	0.0-0	0.0-0	0	1	0	0	0
Buffalo ²	2	1	3	0.0-0	0.0-0	1	0	0	0	0
Boston College ³	2	3	5	0.0-0	0.0-0	0	0	0	0	0
Vanderbilt⁴	1	11	12	0.0-0	0.0-0	0	0	0	0	0
Texas A&M ⁵	1	0	1	0.0-0	0.0-0	0	0	0	0	0
Massachusetts ⁶	0	2	2	0.5-1	0.0-0	0	0	0	0	0
Auburn ⁷	6	4	10	0.0-0	0.0-0	0	0	0	0	0
Alabama ⁸	7	3	10	0.0-0	0.0-0	0	0	0	0	0
Oklahoma ⁹	1	3	4	0.0-0	0.0-0	0	0	0	0	0
South Carolina ¹⁰	3	1	4	1.0-1	0.0-0	0	0	0	0	0
Mississippi State ¹¹	0	1	1	0.0-0	0.0-0	0	0	0	0	0
Arkansas ¹²	3	2	5	0.0-0	0.0-0	0	1	0	0	0
Iowa ¹³	5	0	5	0.0-0	0.0-0	0	0	0	0	0

Opponent	KOR	Yds	Lg	TD	PR	Yds	Lg	TD
Murray State ¹	0	0	0	0	0	0	0	0
Buffalo ²	0	0	0	0	0	0	0	0
Boston College ³	0	0	0	0	0	0	0	0
Vanderbilt ⁴	1	-3	0	0	0	0	0	0
Texas A&M ⁵	0	0	0	0	0	0	0	0
Massachusetts ⁶	0	0	0	0	0	0	0	0
Auburn ⁷	0	0	0	0	0	0	0	0
Alabama ⁸	0	0	0	0	0	0	0	0
Oklahoma ⁹	0	0	0	0	0	0	0	0
South Carolina ¹⁰	0	0	0	0	0	0	0	0
Mississippi State ¹¹	0	0	0	0	0	0	0	0
Arkansas ¹²	0	0	0	0	0	0	0	0
Iowa ¹³	0	0	0	0	0	0	0	0

2025 MISSOURI FOOTBALL

2025

Opponent	Solo	Ast	Total	TFL	SACK	INT	PBU	FF	FR	QBH
Central Arkansas ¹⁴	1	1	2	0.0-0	0.0-0	0	0	0	0	0
Kansas ¹⁵	1	2	3	0.5-0	0.0-0	0	1	0	0	0
Louisiana ¹⁶	1	1	2	0.0-0	0.0-0	0	0	0	0	0
South Carolina	3	2	5	0.0-0	0.0-0	0	0	0	0	0
Massachusetts ¹⁷	1	0	1	0.0-0	0.0-0	0	0	0	0	0
Alabama ¹⁸	0	0	0	0.0-0	0.0-0	0	0	0	0	0
Auburn ¹⁹	4	1	5	0.0-0	0.0-0	0	0	0	0	0
Vanderbilt ²⁰	1	2	3	0.0-0	0.0-0	0	0	0	0	0
Texas A&M ²¹	3	3	6	0.0-0	0.0-0	0	0	0	1	0

Mississippi State										
Oklahoma										
Arkansas										

Year	G/GS	Solo	Ast	Total	TFL	SACK	INT	PBU	FF	FR	QBH
2023	13/0	9	7	16	1.0-9	1.0-9	0	0	0	1	0
2024	13/13	34	32	66	1.5-2	0.0-0	1	2	0	0	0
2025	9/8	15	12	27	0.5-0	0.0-0	0	1	0	1	0
Total	35/21	58	51	109	3.0-11	1.0-9	1	3	0	2	0

Year	G/GS	KOR	Yards	Avg.	TD	Lg
2023	13/0	4	74	18.50	0	22
2024	13/13	1	-3	-3.00	0	0
2025	9/8	0	0	0	0	0
Total	35/21	5	71	14.20	0	22



13 DAYLAN CARNELL



Redshirt Senior | Indianapolis, Ind. | Ben Davis HS

Year-By-Year

Opponent	Solo	Ast	Total	TFL	SACK	INT	PBU	FF	FR	QBH
Central Michigan		-DNP-								
Kentucky		-DNP-								
SEMO	1	0	1	0.0-0	0.0-0	0	0	0	0	0
Boston College		-DNP-								
Tennessee		-DNP-								
North Texas		-DNP-								
Texas A&M		-DNP-								
Vanderbilt	0	0	0	0.0-0	0.0-0	0	0	0	0	0
Georgia	0	0	0	0.0-0	0.0-0	0	0	0	0	0
South Carolina		-DNP-								
Florida		-DNP-								
Arkansas	1	0	1	0.0-0	0.0-0	0	0	0	0	0
Army		-DNP-								

Opponent	Solo	Ast	Total	TFL	SACK	INT	PBU	FF	FR	QBH
Louisiana Tech	2	0	2	1.0-5	0.0-0	0	0	0	0	0
Kansas State	1	0	1	0.0-0	0.0-0	0	0	0	0	0
Abilene Christian	1	2	3	0.0-0	0.0-0	0	0	0	0	0
Auburn	3	0	3	1.0-5	0.0-0	0	1	0	0	0
Georgia	1	1	2	0.0-0	0.0-0	0	0	0	1	0
Florida	0	1	1	0.0-0	0.0-0	1	0	0	0	0
Vanderbilt	3	0	3	0.0-0	0.0-0	0	2	0	0	0
South Carolina	3	0	3	0.0-0	0.0-0	0	0	0	1	0
Kentucky	4	0	4	0.0-0	0.0-0	0	0	0	0	0
Tennessee	0	1	1	0.0-0	0.0-0	0	0	0	0	0
New Mexico State	0	0	0	0.0-0	0.0-0	1	1	0	0	0
Arkansas	2	1	3	0.0-0	0.0-0	1	0	0	0	0
Wake Forest ¹	2	1	3	0.0-0	0.0-0	0	2	0	0	1

Opponent	Solo	Ast	Total	TFL	SACK	INT	PBU	FF	FR	QBH
South Dakota ²	1	0	1	0.0-0	0.0-0	0	0	0	0	0
Middle Tennessee ³	3	5	8	2.0-8	1.0-5	0	1	0	0	0
Kansas State ⁴	2	2	4	1.0-6	1.0-6	0	1	0	0	1
Memphis ⁵	3	2	5	2.0-5	0.0-0	0	0	0	0	1
Vanderbilt ⁶	2	5	7	0.0-0	0.0-0	0	1	0	0	2
LSU ⁷	1	2	3	0.0-0	0.0-0	0	1	0	0	0
Kentucky ⁸	2	0	2	0.0-0	0.0-0	0	0	0	0	0
South Carolina ⁹	6	1	7	0.0-0	0.0-0	0	1	0	0	1
Georgia ¹⁰	2	1	3	0.0-0	0.0-0	0	0	0	0	0
Tennessee ¹¹	3	0	3	0.0-0	0.0-0	1	1	0	0	0
Florida ¹²	1	1	2	0.0-0	0.0-0	0	0	0	0	0
Arkansas ¹³	1	2	3	0.0-0	0.0-0	0	1	1	0	0
Ohio State ¹⁴	3	0	3	1.0-7	1.0-7	0	0	1	0	3

2024

Opponent	Solo	Ast	Total	TFL	SACK	INT	PBU	FF	FR	QBH
Murray State ¹⁵	1	1	2	1.0-2	0.0-0	0	0	0	0	0
Buffalo ¹⁶	0	1	1	0.0-0	0.0-0	0	0	0	0	0
Boston College ¹⁷	1	3	4	0.0-0	0.0-0	0	2	0	0	0
Vanderbilt ¹⁸	4	1	5	0.0-0	0.0-0	0	1	0	0	0
Texas A&M ¹⁹	2	0	2	2.0-7	0.0-0	0	0	0	0	0
Massachusetts ²⁰	1	4	5	1.0-1	0.0-0	0	1	0	0	0
Auburn ²¹	2	4	6	0.5-3	0.0-0	0	1	0	0	0
Alabama	1	4	5	0.5-1	0.0-0	0	0	0	0	0
Oklahoma ²²	3	1	4	0.0-0	0.0-0	0	2	2	0	0
South Carolina ²³	4	0	4	0.0-0	0.0-0	0	0	0	0	0
Mississippi State ²⁴	1	3	4	0.0-0	0.0-0	0	0	0	1	0
Arkansas ²⁵	2	0	2	0.0-0	0.0-0	0	0	0	0	0
Iowa ²⁶	5	2	7	0.0-0	0.0-0	0	0	0	0	0

Opponent	Solo	Ast	Total	TFL	SACK	INT	PBU	FF	FR	QBH
Central Arkansas ²⁷	1	1	2	1.0-1	0.0-0	0	0	0	0	0
Kansas ²⁸	4	0	4	0.0-0	0.0-0	1	0	0	0	0
Louisiana ²⁹	0	1	1	0.0-0	0.0-0	0	0	0	0	0
South Carolina ³⁰	1	1	2	0.0-0	0.0-0	0	0	0	0	0
Massachusetts ³¹	0	0	0	0.0-0	0.0-0	0	0	0	0	0
Alabama ³²	4	3	7	1.0-5	0.0-0	0	0	0	0	0
Auburn ³³	0	1	1	0.0-0	0.0-0	0	0	0	0	0
Vanderbilt	3	2	5	1.0-1	0.0-0	0	0	0	0	0
Texas A&M ³⁴	0	2	2	0.0-0	0.0-0	0	1	0	0	0
Mississippi State										
Oklahoma										
Arkansas										

Year	G/GS	Solo	Ast	Total	TFL	SACK	INT	PBU	FF	FR	QBH
2021	4/0	2	0	2	0.0-0	0.0-0	0	0	0	0	0
2022	13/1	22	7	29	2.0-10	0.0-0	3	6	0	2	1
2023	13/13	30	21	51	6.0-26	3.0-18	1	7	2	0	8
2024	13/12	27	24	51	5.0-14	0.0-0	0	7	2	1	0
2025	9/8	13	11	24	2.0-6	0.0-0	1	1	0	0	0
Total	52/34	94	63	157	15.0-56	3.0-18	5	21	4	3	9

NOTE: Returned INT for a TD against New Mexico State, 2022 (40 yards) and Tennessee, 2023 (38 yards)
NOTE: Returned fumble 68 yards for a TD against Mississippi State, 2024



6 JALEN CATALON



Graduate Student | Mansfield, Texas (UNLV)

Year-By-Year

Opponent	Solo	Ast	Total	TFL	SACK	INT	PBU	FF	FR	QBH
Portland State		-DNP-								
Ole Miss	0	0	0	0.0-0	0.0-0	0	0	0	0	0
Colorado State		-DNP-								
San Jose State	0	0	0	0.0-0	0.0-0	0	0	0	0	0
Texas A&M		-DNP-								
Kentucky	0	0	0	0.0-0	0.0-0	0	0	0	0	0
Auburn		-DNP-								
Alabama		-DNP-								
Mississippi State		-DNP-								
Western Kentucky	3	3	6	0.0-0	0.0-0	0	1	1	0	0
LSU		-DNP-								
Missouri		-DNP-								

Opponent	Solo	Ast	Total	TFL	SACK	INT	PBU	FF	FR	QBH
Georgia ¹	7	2	9	0.0-0	0.0-0	0	1	1	0	0
Mississippi State ²	9	4	13	0.0-0	0.0-0	0	0	0	0	0
Auburn ³	10	4	14	0.0-0	0.0-0	0	1	0	0	0
Ole Miss ⁴	3	6	9	0.5-1	0.0-0	1	0	0	1	0
Texas A&M ⁵	1	0	1	0.0-0	0.0-0	0	0	0	0	0
Tennessee ⁶	6	6	12	0.0-0	0.0-0	1	0	1	0	0
Florida ⁷	4	8	12	0.0-0	0.0-0	1	2	0	0	0
LSU ⁸	5	11	16	1.5-6	0.0-0	0	0	0	0	0
Missouri	3	0	3	0.0-0	0.0-0	0	0	0	0	0
Alabama ⁹	3	7	10	0.0-0	0.0-0	0	0			

2025 MISSOURI FOOTBALL

2021

Opponent	Solo	Ast	Total	TFL	SACK	INT	PBU	FF	FR	QBH
Rice ¹⁰	6	5	11	1.0-2	0.0-0	2	0	0	0	0
Texas ¹¹	3	5	8	0.0-0	0.0-0	0	1	0	0	0
Georgia Southern ¹²	6	3	9	0.0-0	0.0-0	0	2	0	0	0
Texas A&M ¹³	1	1	2	0.0-0	0.0-0	0	0	0	0	0
Georgia ¹⁴	4	3	7	0.0-0	0.0-0	0	0	0	0	0
Ole Miss ¹⁵	2	7	9	0.5-1	0.0-0	0	1	0	0	1
Auburn	-DNP-									
Arkansas-Pine Bluff	-DNP-									
Mississippi State	-DNP-									
LSU	-DNP-									
Alabama	-DNP-									
Missouri	-DNP-									
Penn State	-DNP-									

2023

Opponent	Solo	Ast	Total	TFL	SACK	INT	PBU	FF	FR	QBH
Rice ¹⁷	0	0	0	0.0-0	0.0-0	0	0	0	0	0
Alabama ¹⁸	6	1	7	1.0-1	0.0-0	0	0	0	0	0
Wyoming	1	1	2	0.0-0	0.0-0	0	0	0	0	0
Baylor ¹⁹	2	0	2	0.0-0	0.0-0	0	0	0	0	0
Kansas	3	0	3	0.0-0	0.0-0	0	0	1	0	0
Oklahoma ²⁰	1	0	1	0.0-0	0.0-0	0	0	0	0	0
Houston	-DNP-									
BYU	-DNP-									
Kansas State	-DNP-									
TCU	-DNP-									
Iowa State	1	0	1	0.0-0	0.0-0	0	0	0	0	0
Texas Tech	1	0	1	0.0-0	0.0-0	0	0	0	0	0
Oklahoma State	-DNP-									
Washington	-DNP-									

2024

Opponent	Solo	Ast	Total	TFL	SACK	INT	PBU	FF	FR	QBH
Houston ²¹	3	1	4	0.0-0	0.0-0	2	1	0	0	1
Utah Tech ²²	4	0	4	1.0-1	0.0-0	0	0	0	0	0
Kansas ²³	3	1	4	0.0-0	0.0-0	1	0	0	0	0
Fresno State ²⁴	6	4	10	0.0-0	0.0-0	1	1	0	0	0
Syracuse ²⁵	9	8	17	0.5-1	0.0-0	0	1	0	0	0
Utah State ²⁶	3	3	6	1.0-3	0.0-0	0	0	0	0	0
Oregon State ²⁷	6	4	10	1.0-7	1.0-7	0	0	1	0	0
Boise State ²⁸	6	5	11	0.5-1	0.0-0	0	0	0	0	0
Hawaii ²⁹	2	0	2	0.0-0	0.0-0	0	0	0	0	0
San Diego State ³⁰	3	2	5	1.0-8	1.0-8	1	0	0	0	0
San Jose State ³¹	3	1	4	0.0-0	0.0-0	0	0	0	0	0
Nevada ³²	4	1	5	0.0-0	0.0-0	0	0	0	0	0
Boise State ³³	4	3	7	0.0-0	0.0-0	0	0	0	0	0
California ³⁴	5	2	7	0.0-0	0.0-0	0	1	0	0	0

2025

Opponent	Solo	Ast	Total	TFL	SACK	INT	PBU	FF	FR	QBH
Central Arkansas ³⁵	0	3	3	0.0-0	0.0-0	0	0	0	0	0
Kansas ³⁶	3	3	6	0.0-0	0.0-0	0	0	0	0	0
Louisiana ³⁷	0	1	1	0.0-0	0.0-0	0	0	0	0	0
South Carolina ³⁸	0	2	2	0.0-0	0.0-0	0	0	0	0	0
Massachusetts ³⁹	1	4	5	0.0-0	0.0-0	0	1	0	0	0
Alabama ⁴⁰	3	3	6	0.0-0	0.0-0	0	0	0	0	1
Auburn ⁴¹	4	0	4	0.0-0	0.0-0	0	0	0	0	0
Vanderbilt	0	0	0	0.0-0	0.0-0	0	0	0	0	0
Texas A&M ⁴²	2	2	4	0.0-0	0.0-0	0	0	0	0	0
Mississippi State	-									
Oklahoma	-									
Arkansas	-									

Year	G/GS	Solo	Ast	Total	TFL	SACK	INT	PBU	FF	FR	QBH
2019 ⁶	4/0	3	3	6	0.0-0	0.0-0	0	1	1	0	0
2020 ⁶	10/9	51	48	99	2.0-7	0.0-0	3	4	2	1	0
2021 ⁶	6/6	22	24	46	1.5-3	0.0-0	2	4	0	0	1
2022 ⁶	1/1	5	3	8	0.0-0	0.0-0	0	0	0	0	1
2023 [*]	8/4	15	2	17	1.0-1	0.0-0	0	0	1	0	0
2024 [#]	14/14	61	35	96	5.0-21	2.0-15	5	4	1	0	1
2025	9/8	13	18	31	0.0-0	0.0-0	0	1	0	0	1
Total	52/42	170	133	303	9.5-32	2.0-15	10	14	5	1	4

NOTE: Played the 2019, 2020, 2021, and 2022 seasons at Arkansas
 NOTE: Played the 2023 season at Texas
 NOTE: Played the 2024 season at UNLV
 NOTE: Started the 2022 season opener against Cincinnati before suffering a season-ending injury
 NOTE: Returned INT 35 yards for a TD against Ole Miss, 2020
 NOTE: Returned INT 36 yards for a TD against Houston, 2024



3 KEVIN COLEMAN JR.



Senior | St. Louis, Mo. (Mississippi State)

Year-By-Year

Opponent	Rec	Yds	Lg	TD	Rush	Yds	Lg	TD
Florida A&M ¹	4	41	18	0	0	0	0	0
Tennessee State ²	2	25	20	0	0	0	0	0
Grambling ³	2	19	15	0	0	0	0	0
Mississippi Valley State	2	76	64	0	0	0	0	0
Alabama State	3	39	25	1	0	0	0	0
Bethune-Cookman ⁴	2	13	10	0	0	0	0	0
Campbell	1	13	13	0	0	0	0	0
Southern	3	36	19	0	1	-1	0	0
Texas Southern	2	20	10	0	0	0	0	0
Alabama A&M ⁵	0	0	0	0	0	0	0	0
Alcorn ⁵	3	42	17	0	0	0	0	0
Southern ⁷	1	14	14	1	0	0	0	0
N.C. Central⁸	7	137	85	1	0	0	0	0

Opponent	KOR	Yds	Lg	TD	PR	Yds	Lg	TD
Florida A&M ¹	0	0	0	0	4	39	22	0
Tennessee State ²	0	0	0	0	1	13	13	0
Grambling ³	0	0	0	0	1	0	0	0
Mississippi Valley State	0	0	0	0	0	0	0	0
Alabama State	0	0	0	0	0	0	0	0
Bethune-Cookman ⁴	1	16	16	0	0	0	0	0
Campbell	1	16	16	0	0	0	0	0
Southern	1	33	33	0	0	0	0	0
Texas Southern	1	30	30	0	0	0	0	0
Alabama A&M ⁵	2	94	68	0	0	0	0	0
Alcorn ⁵	3	39	25	0	0	0	0	0
Southern ⁷	1	20	20	0	0	0	0	0
N.C. Central⁸	6	125	38	0	0	0	0	0

2023

Opponent	Rec	Yds	Lg	TD	Rush	Yds	Lg	TD
Georgia Tech ⁹	3	66	40	1	0	0	0	0
Murray State	2	32	30	0	0	0	0	0
Indiana ¹⁰	1	5	5	0	1	-8	0	0
Boston College ¹¹	2	30	32	0	0	0	0	0
NC State ¹²	2	34	26	0	0	0	0	0
Notre Dame ¹³	1	6	6	0	0	0	0	0
Pittsburgh ¹⁴	5	26	11	0	0	0	0	0
Duke ¹⁵	1	8	8	0	1	1	1	0
Virginia Tech ¹⁶	1	10	10	0	0	0	0	0
Virginia ¹⁷	1	17	17	0	0	0	0	0
Miami	2	58	58	1	0	0	0	0
Kentucky ¹⁸	1	29	29	0	2	21	11	0
Florida State ¹⁹	1	15	15	0	1	6	6	0
Southern California	3	26	13	0	1	5	5	0

Opponent	KOR	Yds	Lg	TD	PR	Yds	Lg	TD
Georgia Tech ⁹	0	0	0	0	2	6	8	0
Murray State	0	0	0	0	4	0	4	0
Indiana ¹⁰	0	0	0	0	2	9	5	0
Boston College ¹¹	0	0	0	0	0	0	0	0
NC State ¹²	0	0	0	0	3	42	26	0
Notre Dame ¹³	0	0	0	0	3	21	12	0
Pittsburgh ¹⁴	0	0	0	0	2	4	2	0
Duke ¹⁵	0	0	0	0	2	4	7	0
Virginia Tech ¹⁶	0	0	0	0	2	13	9	0
Virginia ¹⁷	0	0	0	0	3	12	8	0
Miami	0	0	0	0	2	6	5	0
Kentucky ¹⁸	0	0	0	0	0	0	0	0
Florida State ¹⁹	0	0	0	0	1	0	0	0
Southern California	4	88	29	0	0	0	0	0

2024

Opponent	Rec	Yds	Lg	TD	Rush	Yds	Lg	TD
Eastern Kentucky ²⁰	5	88	25	1	0	0	0	0
Arizona State ²¹	4	103	80	1	1	9	9	0
Toledo ²²	7	77	30	1	0	0	0	0
Florida ²³	6	19	13	0	1	9	9	0
Texas ²⁴	6	57	20	0	0	0	0	0
Georgia ²⁵	8	103	42	0	1	1	1	0
Texas A&M ²⁶	8	89	38	1	0	0	0	0
Arkansas ²⁷	8	100	31	1	0	0	0	0
Massachusetts ²⁸	5	52	26	0	1	-8	0	0
Tennessee ²⁹	5	68	23	0	0	0	0	0
Missouri ³⁰	6	58	17	0	0	0	0	0
Ole Miss ³¹	6	118	44	1	0	0	0	0

Opponent	KOR	Yds	Lg	TD	PR	Yds	Lg	TD
Eastern Kentucky ²⁰	0	0	0	0	5	117	32	0
Arizona State ²¹	0	0	0	0	0	0	0	0
Toledo ²²	0	0	0	0	0	0	0	0
Florida ²³	0	0	0	0	1	0	0	0
Texas ²⁴	0	0	0	0	0	0	0	0
Georgia ²⁵	0	0	0	0	0	0	0	0
Texas A&M ²⁶	0	0	0	0	0	0	0	0
Arkansas ²⁷	0	0	0	0	1	15	15	0
Massachusetts ²⁸	0	0	0	0	2	1	1	0
Tennessee ²⁹	0	0	0	0	2	1	2	0
Missouri ³⁰	0	0	0	0	1	8	8	0
Ole Miss ³¹	0	0	0	0	4	11	10	0

Opponent	Rec	Yds	Lg	TD	Rush	Yds	Lg	TD
Central Arkansas ³²	6	48	20	0	0	0	0	0
Kansas	10	126	50	1	0	0	0	0
Louisiana ³³	8	84	29	0	0	0	0	0
South Carolina	3	20	12	0	2	1	3	0
Massachusetts³⁴	12	108	17	0	1	4	4	0
Alabama ³⁵	1	2	2	0	0	0	0	0
Auburn ³⁶	4	61	20	0	0	0	0	0
Vanderbilt³⁷	7	109	36	0	2	44	34	0
Texas A&M ³⁸	1	1	1	0	1	2	2	0
Mississippi State								
Oklahoma								
Arkansas								

Opponent	KOR	Yds	Lg	TD	PR	Yds	Lg	TD
Central Arkansas ³²	0	0	0	0	2	50	44	0
Kansas	0	0	0	0	3	15	10	0
Louisiana ³³	0	0	0	0	2	9	7	0
South Carolina	0	0	0	0	0	0	0	0
Massachusetts ³⁴	0	0	0	0	1	11	11	0
Alabama ³⁵	0	0	0	0	1	8	8	0
Auburn ³⁶	0	0	0	0	1	3	3	0
Vanderbilt	0	0	0	0	1	9	9	0
Texas A&M ³⁸	0	0	0	0	1	7	7	0
Mississippi State								
Oklahoma								
Arkansas								

Year	G/GS	Rec	Yards	Avg.	TD	Lg
2022 ⁸	13/8	32	475	14.84	3	85
2023 ¹	14/11	26	362	13.92	2	58
2024 ⁸	12/12	74	932	12.59	6	80
2025	9/7	52	559	10.75	1	50
Total	48/38	200	2,328	11.64	12	135

Year	G/GS	Rush	Yards	Avg.	TD	Lg
2022 ⁸	13/8	1	-1	-1.00	0	0
2023 ¹	14/11	6	25	4.17	0	11
2024 ⁸	12/12	4	11	2.75	0	9
2025	9/7	6	51	8.50	0	34
Total	48/38	17	88	5.18	0	34

Year	G/GS	PR	Yards	Avg.	TD	Lg
2022 ⁸	13/8	6	52	8.67	0	22
2023 ¹	14/11	26	117	4.50	0	26
2024 ⁸	12/12	16	153	9.56	0	32
2025	9/7	12	112	9.33	0	44
Total	48/38	60	434	7.23	0	44

Year	G/GS	KOR	Yards	Avg.	TD	Lg
2022 ⁸	13/8	16	373	23.31	0	68
2023 ¹	14/11	4	88	22.00	0	29
2024 ⁸	12/12	0	0	0.00	0	0
2025	9/7	0	0	0.00	0	0
Total	48/38	20	461	23.05	0	68

NOTE: Played the 2022 season at Jackson State
 NOTE: Played the 2023 season at Louisville
 NOTE: Played the 2024 season at Mississippi State



19 **BLAKE CRAIG**

K

Redshirt Sophomore | Kansas City, Mo. | Liberty North HS

Year-By-Year

Opponent	FG-A	Made	Missed	Blk	PAT-A	Pts
2024						
Murray State	3-3	39, 22, 27	0	0	6-6	15
Buffalo	1-3	51	49, 52	0	5-5	8
Boston College	4-4	38, 38, 56, 31	0	0	1-1	13
Vanderbilt	3-6	23, 54, 37	24, 40, 46	0	3-3	12
Texas A&M	1-1	23	0	0	1-1	4
Massachusetts	1-1	42	0	0	6-6	9
Auburn	2-4	51, 38	49, 55	0	1-1	7
Alabama	0-1	0	59	0	0-0	0
Oklahoma	1-1	25	0	0	3-4	6
South Carolina	3-4	38, 37, 25	49	0	1-1	10
Mississippi State	1-2	35	44	0	4-4	7
Arkansas	2-2	28, 34	0	0	2-2	8
Iowa	2-2	51, 56	0	0	3-3	9

2025

Opponent	FG-A	Made	Missed	Blk	PAT-A	Pts
Central Arkansas	2-2	39, 55	0	0	3-3	9
Kansas	-DNP-					
Louisiana	-DNP-					
South Carolina	-DNP-					
Massachusetts	-DNP-					
Alabama	-DNP-					
Auburn	-DNP-					
Vanderbilt	-DNP-					
Texas A&M	-DNP-					
Mississippi State						
Oklahoma						
Arkansas						

Year	G/GS	1-19	20-29	30-39	40-49	50+	Total	Lg	Blk	PAT	Pts
2023	3/0	0-0	0-0	0-0	0-0	0-0	0-0	0	0	0-0	0
2024	13/0	0-0	7-8	10-10	1-7	6-9	24-34	56	0	36-37	108
2025	1/0	0-0	0-0	1-1	0-0	1-1	2-2	55	0	3-3	9
Total	17/0	0-0	7-8	11-11	1-7	7-10	26-36	56	0	39-40	117

Year	G/GS	KO	Yards	Avg.	TB	OB
2023	3/0	6	373	62.17	0	0
2024	13/0	74	4,589	62.01	51	4
2025	1/0	7	427	61.00	4	0
Total	17/0	87	5,389	62.02	55	4

NOTE: Suffered season-ending injury in 2025 season opener vs. Central Arkansas



7 **MARQUISE DAVIS**

RB

Freshman | Cleveland, Ohio | Cleveland Heights HS

Year-By-Year

Opponent	Rush	Yds	Lg	TD	Rec	Yds	Lg	TD
2025								
Central Arkansas	5	10	5	1	0	0	0	0
Kansas	-DNP-							
Louisiana	20	113	17	1	0	0	0	0
South Carolina	-DNP-							
Massachusetts	9	77	23	0	0	0	0	0
Alabama	-DNP-							
Auburn	-DNP-							
Vanderbilt	-DNP-							
Texas A&M	-DNP-							
Mississippi State								
Oklahoma								
Arkansas								

Year	G/GS	Rush	Yards	Avg.	TD	Lg
2025	3/0	34	200	5.88	2	23
Total	3/0	34	200	5.88	2	23



24 NICK DELOACH JR.

CB

Redshirt Sophomore | Cahokia, Ill. | Cahokia HS

Year-By-Year
2024

Opponent	Solo	Ast	Total	TFL	SACK	INT	PBU	FF	FR	QBH
Murray State	1	0	1	0.0-0	0.0-0	0	1	0	0	0
Buffalo	1	0	1	0.0-0	0.0-0	0	0	0	0	0
Boston College	0	1	1	0.0-0	0.0-0	0	0	0	0	0
Vanderbilt	0	0	0	0.0-0	0.0-0	0	0	0	0	0
Texas A&M ¹	1	1	2	0.0-0	0.0-0	0	0	0	0	0
Massachusetts ²	0	0	0	0.0-0	0.0-0	0	0	0	0	0
Auburn ³	0	1	1	0.0-0	0.0-0	0	1	0	0	0
Alabama ⁴	1	1	2	0.0-0	0.0-0	0	1	0	0	0
Oklahoma ⁵	3	0	3	0.0-0	0.0-0	0	0	0	0	0
South Carolina⁶	6	0	6	1.0-3	0.0-0	0	1	0	0	0
Mississippi State ⁷	2	1	3	0.0-0	0.0-0	0	0	0	0	0
Arkansas	0	0	0	0.0-0	0.0-0	0	0	0	0	0
Iowa	2	1	3	0.0-0	0.0-0	0	0	0	0	0

2025

Opponent	Solo	Ast	Total	TFL	SACK	INT	PBU	FF	FR	QBH
Central Arkansas	0	0	0	0.0-0	0.0-0	0	1	0	0	0
Kansas	0	0	0	0.0-0	0.0-0	0	0	0	0	0
Louisiana	2	0	2	0.0-0	0.0-0	0	0	0	0	0
South Carolina	0	0	0	0.0-0	0.0-0	0	0	0	0	0
Massachusetts	2	0	2	0.0-0	0.0-0	0	0	0	0	0
Alabama	0	1	1	0.0-0	0.0-0	0	0	0	0	0
Auburn	0	0	0	0.0-0	0.0-0	0	0	0	0	0
Vanderbilt	0	1	1	0.0-0	0.0-0	0	0	0	0	0
Texas A&M	1	0	1	0.0-0	0.0-0	0	0	0	0	0
Mississippi State										
Oklahoma										
Arkansas										

Year	G/GS	Solo	Ast	Total	TFL	SACK	INT	PBU	FF	FR	QBH
2023	0/0	0	0	0	0.0-0	0.0-0	0	0	0	0	0
2024	13/7	17	6	23	1.0-3	0.0-0	0	4	0	0	0
2025	9/0	5	2	7	0.0-0	0.0-0	0	1	0	0	0
Total	22/0	22	8	30	1.0-3	0.0-0	0	5	0	0	0



11 DAMARION FOWLKES

WR

Freshman | Montgomery Village, Md. | Our Lady of Good Counsel

Year-By-Year
2025

Opponent	KOR	Yds	Lg	TD	PR	Yds	Lg	TD
Central Arkansas	0	0	0	0	0	0	0	0
Kansas	0	0	0	0	0	0	0	0
Louisiana	1	22	22	0	1	-1	0	0
South Carolina	1	12	12	0	0	0	0	0
Massachusetts	1	44	44	0	2	30	34	0
Alabama	2	39	21	0	0	0	0	0
Auburn	0	0	0	0	0	0	0	0
Vanderbilt	0	0	0	0	0	0	0	0
Texas A&M	2	69	55	0	0	0	0	0
Mississippi State								
Oklahoma								
Arkansas								

Year	G/GS	KOR	Yards	Avg.	TD	Lg
2025	9/0	7	186	26.57	0	55
Total	9/0	7	186	26.57	0	55

Year	G/GS	PR	Yards	Avg.	TD	Lg
2025	9/0	3	29	9.67	0	34
Total	9/0	3	29	9.67	0	34



33 MARQUIS GRACIAL

DT

Redshirt Junior | St. Louis, Mo. | St. Charles HS

Year-By-Year
2023

Opponent	Solo	Ast	Total	TFL	SACK	INT	PBU	FF	FR	QBH
South Dakota		-DNP-								
Middle Tennessee		-DNP-								
Kansas State		-DNP-								
Memphis		-DNP-								
Vanderbilt		-DNP-								
LSU		-DNP-								
Kentucky		-DNP-								
South Carolina	0	0	0	0.0-0	0.0-0	0	0	0	0	0
Georgia		-DNP-								
Tennessee		-DNP-								
Florida		-DNP-								
Arkansas	0	1	1	0.0-0	0.0-0	0	0	0	0	0
Ohio State		-DNP-								

2024

Opponent	Solo	Ast	Total	TFL	SACK	INT	PBU	FF	FR	QBH
Murray State	1	2	3	1.0-2	0.0-0	0	0	0	0	0
Buffalo	0	2	2	0.0-0	0.0-0	0	0	0	0	0
Boston College ¹	0	1	1	0.0-0	0.0-0	0	0	0	0	0
Vanderbilt	0	2	2	0.5-3	0.0-0	0	0	0	0	0
Texas A&M	0	0	0	0.0-0	0.0-0	0	0	0	0	0
Massachusetts	0	0	0	0.0-0	0.0-0	0	0	0	0	0
Auburn	0	0	0	0.0-0	0.0-0	0	0	0	0	0
Alabama	0	0	0	0.0-0	0.0-0	0	0	0	0	0
Oklahoma	0	0	0	0.0-0	0.0-0	0	0	0	0	0
South Carolina	0	0	0	0.0-0	0.0-0	0	0	0	0	0
Mississippi State	0	1	1	0.0-0	0.0-0	0	0	0	0	0
Arkansas	0	0	0	0.0-0	0.0-0	0	0	0	0	0
Iowa	0	0	0	0.0-0	0.0-0	0	0	0	0	0

2025

Opponent	Solo	Ast	Total	TFL	SACK	INT	PBU	FF	FR	QBH
Central Arkansas ²	0	0	0	0.0-0	0.0-0	0	0	0	0	0
Kansas ³	1	1	2	0.0-0	0.0-0	0	0	0	0	0
Louisiana ⁴	0	0	0	0.0-0	0.0-0	0	0	0	0	0
South Carolina ⁵	0	0	0	0.0-0	0.0-0	0	0	0	0	0
Massachusetts	1	0	1	0.0-0	0.0-0	0	0	0	0	0
Alabama	2	1	3	0.0-0	0.0-0	0	0	0	0	0
Auburn	2	0	2	1.0-3	0.0-0	0	0	0	0	0
Vanderbilt ⁶	0	0	0	0.0-0	0.0-0	0	0	0	0	0
Texas A&M	0	2	2	0.5-1	0.0-0	0	0	0	0	0
Mississippi State										
Oklahoma										
Arkansas										

Year	G/GS	Solo	Ast	Total	TFL	SACK	INT	PBU	FF	FR	QBH
2022	1/0	0	1	1	0.0-0	0.0-0	0	0	0	0	0
2023	2/0	0	1	1	0.0-0	0.0-0	0	0	0	0	0
2024	13/1	1	8	9	1.5-5	0.0-0	0	0	0	0	0
2025	9/5	6	4	10	1.5-4	0.0-0	0	0	0	0	0
Total	25/6	7	14	21	3.0-9	0.0-0	0	0	0	0	0

NOTE: Played one game in 2022 against New Mexico State



4 **TRAJEN GRECO**

S

Sophomore | Buford, Ga. | Mill Creek HS

Year-By-Year

2024	Opponent	Solo	Ast	Total	TFL	SACK	INT	PBU	FF	FR	QBH
	Murray State	0	0	0	0.0-0	0.0-0	0	0	0	0	0
	Buffalo	0	0	0	0.0-0	0.0-0	0	0	0	0	0
	Boston College	0	0	0	0.0-0	0.0-0	0	0	0	0	0
	Vanderbilt	0	0	0	0.0-0	0.0-0	0	0	0	0	0
	Texas A&M	0	0	0	0.0-0	0.0-0	0	0	0	0	0
	Massachusetts	1	0	1	1.0-4	0.0-0	0	0	0	0	0
	Auburn	0	1	1	0.0-0	0.0-0	0	0	0	0	0
	Alabama	0	0	0	0.0-0	0.0-0	0	0	0	0	0
	Oklahoma	0	0	0	0.0-0	0.0-0	0	0	0	0	0
	South Carolina	0	0	0	0.0-0	0.0-0	0	0	0	0	0
	Mississippi State	0	0	0	0.0-0	0.0-0	0	0	0	0	0
	Arkansas	0	0	0	0.0-0	0.0-0	0	0	0	0	0
	Iowa	0	0	0	0.0-0	0.0-0	0	0	0	0	0

2025	Opponent	Solo	Ast	Total	TFL	SACK	INT	PBU	FF	FR	QBH
	Central Arkansas	2	2	4	1.0-1	0.0-0	0	0	0	0	0
	Kansas	0	0	0	0.0-0	0.0-0	0	0	0	0	0
	Louisiana	0	0	0	0.0-0	0.0-0	0	0	0	0	0
	South Carolina	0	0	0	0.0-0	0.0-0	0	0	0	0	0
	Massachusetts	0	0	0	0.0-0	0.0-0	0	0	0	0	0
	Alabama	0	0	0	0.0-0	0.0-0	0	0	0	0	0
	Auburn	1	0	1	0.0-0	0.0-0	0	0	0	0	0
	Vanderbilt	0	0	0	0.0-0	0.0-0	0	0	0	0	0
	Texas A&M	0	0	0	0.0-0	0.0-0	0	0	0	0	0
	Mississippi State										
	Oklahoma										
	Arkansas										

Year	G/GS	Solo	Ast	Total	TFL	SACK	INT	PBU	FF	FR	QBH
2024	13/0	1	1	2	1.0-4	0.0-0	0	0	0	0	0
2025	9/0	3	2	5	1.0-1	0.0-0	0	0	0	0	0
Total	22/0	4	3	7	2.0-5	0.0-0	0	0	0	0	0



0 **STEPHEN HALL**

CB

Graduate Student | Memphis, Tenn. (Washington State)

Year-By-Year

2020	Opponent	Solo	Ast	Total	TFL	SACK	INT	PBU	FF	FR	QBH
	Itawamba CC ¹	1	0	1	0.0-0	0.0-0	0	1	0	0	0
	Northeast CC ²	4	0	4	0.0-0	0.0-0	0	2	0	0	0
	Mississippi Delta CC ³	2	2	4	0.0-0	0.0-0	0	0	0	0	0
	Holmes CC ⁴	0	0	0	0.0-0	0.0-0	0	0	0	0	0
	Mississippi Delta CC ⁵	2	0	2	0.0-0	0.0-0	0	1	0	0	0
	Mississippi Gulf Coast CC ⁶	1	1	2	0.0-0	0.0-0	0	1	0	0	0

2021	Opponent	Solo	Ast	Total	TFL	SACK	INT	PBU	FF	FR	QBH
	Copiiah-Lincoln CC ⁷	2	1	3	0.0-0	0.0-0	0	1	0	0	0
	Jones College ⁸	3	0	3	0.0-0	0.0-0	0	0	0	0	0
	Holmes CC ⁹	1	0	1	0.0-0	0.0-0	0	1	0	0	0
	Northeast CC										
	East Mississippi CC										
	Coahoma CC										
	Mississippi Gulf Coast CC										
	Itawamba CC										
	Mississippi Delta CC										
	Jones College										
	Hinds CC										
	New Mexico Military										

2022	Opponent	Solo	Ast	Total	TFL	SACK	INT	PBU	FF	FR	QBH
	Mississippi Gulf Coast CC ¹⁰	2	0	2	0.0-0	0.0-0	0	1	0	0	0
	Hinds CC ¹¹	5	1	6	0.0-0	0.0-0	0	0	0	0	0
	Pearl River CC ¹²	2	1	3	0.0-0	0.0-0	0	0	0	0	0
	Itawamba CC ¹³	0	0	0	0.0-0	0.0-0	1	1	0	0	0
	East Mississippi CC ¹⁴	0	1	1	0.0-0	0.0-0	0	2	0	0	0
	Mississippi Delta CC ¹⁵	2	1	3	0.0-0	0.0-0	0	0	0	0	0
	Coahoma CC ¹⁶	1	1	2	0.0-0	0.0-0	0	0	0	0	0
	Holmes CC ¹⁷	2	0	2	0.0-0	0.0-0	0	0	0	0	0
	Northeast Mississippi CC ¹⁸	0	0	0	0.0-0	0.0-0	0	1	0	0	0
	Jones College ¹⁹	0	0	0	0.0-0	0.0-0	0	0	0	0	0
	East Mississippi CC ²⁰	3	1	4	1.0-2	0.0-0	0	0	0	0	0
	Iowa Western CC ²¹	1	0	1	0.0-0	0.0-0	0	0	0	0	0

2023	Opponent	Solo	Ast	Total	TFL	SACK	INT	PBU	FF	FR	QBH
	Colorado State	0	0	0	0.0-0	0.0-0	0	0	0	0	0
	Wisconsin	0	0	0	0.0-0	0.0-0	0	0	0	0	0
	Northern Colorado	2	1	3	0.0-0	0.0-0	0	0	0	0	0
	Oregon State										
	UCLA	0	0	0	0.0-0	0.0-0	0	0	0	0	0
	Arizona	3	0	3	1.0-4	0.0-0	0	0	0	0	0
	Oregon	0	0	0	0.0-0	0.0-0	0	0	0	0	0
	Arizona State	1	0	1	1.0-3	0.0-0	0	0	0	0	0
	Stanford ²²	2	1	3	0.0-0	0.0-0	0	1	0	0	0
	California ²³	2	3	5	1.0-2	0.0-0	0	0	0	0	0
	Colorado ²⁴	0	5	5	0.0-0	0.0-0	0	0	0	0	0
	Washington	0	0	0	0.0-0	0.0-0	0	0	0	0	0

2024	Opponent	Solo	Ast	Total	TFL	SACK	INT	PBU	FF	FR	QBH
	Portland State ²⁵	1	0	1	0.0-0	0.0-0	1	1	0	0	0
	Texas Tech²⁶	8	3	11	1.0-1	0.0-0	0	0	0	0	0
	Washington ²⁷	4	1	5	0.0-0	0.0-0	0	1	0	0	0
	San Jose State ²⁸	2	0	2	0.0-0	0.0-0	0	0	0	0	0
	Boise State ²⁹	3	1	4	0.0-0	0.0-0	0	0	0	0	0
	Fresno State ³⁰	2	0	2	0.0-0	0.0-0	0	0	0	0	0
	Hawaii ³¹	2	0	2	0.0-0	0.0-0	0	0	0	0	0
	San Diego State ³²	4	0	4	1.0-1	0.0-0	0	0	0	0	0
	Utah State ³³	3	1	4	0.5-2	0.0-0	0	0	0	0	0
	New Mexico ³⁴	4	1	5	0.0-0	0.0-0	0	0	0	0	0
	Oregon State ³⁵	1	1	2	0.0-0	0.0-0	0	0	0	0	0
	Wyoming ³⁶	2	1	3	0.0-0	0.0-0	0	0	0	0	0
	Syracuse ³⁷	4	1	5	1.0-7	0.0-0	0	1	0	0	0

2025	Opponent	Solo	Ast	Total	TFL	SACK	INT	PBU	FF	FR	QBH
	Central Arkansas	1	0	1	0.0-0	0.0-0	0	0	0	0	0
	Kansas	0	0	0	0.0-0	0.0-0	0	0	0	0	0
	Louisiana	0	2	2	0.0-0	0.0-0	0	1	0	0	0
	South Carolina ³⁸	3	0	3	0.0-0	0.0-0	0	0	0	0	0
	Massachusetts ³⁹	1	0	1	1.0-6	0.0-0	0	1	0	0	0
	Alabama ⁴⁰	6	0	6	0.0-0	0.0-0	0	0	0	0	0
	Auburn ⁴¹	3	0	3	0.0-0	0.0-0	0	0	0	0	0
	Vanderbilt	0	1	1	0.0-0	0.0-0	0	1	0	0	0
	Texas A&M	1	0	1	0.0-0	0.0-0	0	0	0	0	0
	Mississippi State										
	Oklahoma										
	Arkansas										

Year	G/GS	Solo	Ast	Total	TFL	SACK	INT	PBU	FF	FR	QBH
2020 ⁶	6/6	10	3	13	0.0-0	0.0-0	0	5	0	0	0
2021 ⁸	3/3	6	1	7	0.0-0	0.0-0	0	2	0	0	0
2022 ⁶	12/12	18	6	24	1.0-2	0.0-0	1	5	0	0	0
2023 ⁴	11/3	10	10	20	3.0-9	0.0-0	0	1	0	0	0
2024 ⁴	13/13	40	10	50	3.5-11	0.0-0	1	3	0	0	0
2025	9/4	15	3	18	1.0-6	0.0-0	0	3	0	0	0
Total	54/41	99	33	132	8.5-28	0.0-0	2	19	0	0	0

NOTE: Played the 2020, 2021 and 2022 seasons at Northwest Mississippi Community College
 NOTE: Played the 2023 and 2024 seasons at Washington State
 NOTE: Blocked one kick (PAT) against Holmes CC, 2020
 NOTE: Returned INT 100 yards for a TD against Portland State, 2024

2025 MISSOURI FOOTBALL



34 JACKSON HANCOCK

S

Redshirt Freshman | Canton, Ga. | Sequoyah HS

Year-By-Year

Opponent	Solo	Ast	Total	TFL	SACK	INT	PBU	FF	FR	QBH
2025										
Central Arkansas	2	1	3	0.0-0	0.0-0	0	0	0	0	0
Kansas	0	0	0	0.0-0	0.0-0	0	0	0	0	0
Louisiana	0	0	0	0.0-0	0.0-0	0	0	0	0	0
South Carolina	0	0	0	0.0-0	0.0-0	0	0	0	0	0
Massachusetts	0	0	0	0.0-0	0.0-0	0	0	0	0	0
Alabama	0	0	0	0.0-0	0.0-0	0	0	0	0	0
Auburn	0	0	0	0.0-0	0.0-0	0	0	0	0	0
Vanderbilt	0	0	0	0.0-0	0.0-0	0	0	0	0	0
Texas A&M	0	0	0	0.0-0	0.0-0	0	0	0	0	0
Mississippi State										
Oklahoma										
Arkansas										

Year	G/GS	Solo	Ast	Total	TFL	SACK	INT	PBU	FF	FR	QBH
2024	1/0	0	0	0	0.0-0	0.0-0	0	0	0	0	0
2025	9/0	2	1	3	0.0-0	0.0-0	0	0	0	0	0
Total	10/0	2	1	3	0.0-0	0.0-0	0	0	0	0	0

NOTE: Played in one game vs. Murray State in 2024 and redshirted.



29 AHMAD HARDY

RB

Sophomore | Monticello, Miss. (Louisiana Monroe)

Year-By-Year

Opponent	Rush	Yds	Lg	TD	Rec	Yds	Lg	TD
2024								
Jackson State ¹	19	103	39	1	0	0	0	0
UAB	14	58	19	1	0	0	0	0
Texas	10	30	8	0	1	7	7	0
Troy	27	106	12	1	0	0	0	0
James Madison ²	14	82	38	1	0	0	0	0
Southern Mississippi ³	15	121	34	2	2	53	53	0
South Alabama ⁴	20	104	25	0	1	-6	0	0
Marshall ⁵	25	206	80	1	0	0	0	0
Texas State ⁶	20	105	48	2	0	0	0	0
Auburn ⁷	15	60	20	1	1	3	3	0
Arkansas State ⁸	30	204	72	2	2	4	2	0
Louisiana ⁹	28	172	28	1	1	11	11	0

Opponent	Rush	Yds	Lg	TD	Rec	Yds	Lg	TD
2025								
Central Arkansas	10	100	44	1	0	0	0	0
Kansas ¹⁰	25	112	32	1	1	2	2	0
Louisiana ¹¹	22	250	71	3	0	0	0	0
South Carolina ¹²	22	138	38	1	0	0	0	0
Massachusetts ¹³	24	130	18	3	0	0	0	0
Alabama ¹⁴	12	52	11	0	2	2	1	0
Auburn	24	58	17	2	1	11	11	0
Vanderbilt ¹⁵	20	97	17	0	1	2	5	0
Texas A&M ¹⁶	13	109	45	1	1	5	5	0
Mississippi State								
Oklahoma								
Arkansas								

Year	G/GS	Rush	Yards	Avg.	TD	Lg
2024 ⁸	12/9	237	1,351	5.88	13	80
2025	9/7	172	1,046	6.08	12	71
Total	21/16	409	2,397	5.86	25	80

Year	G/GS	Rec	Yards	Avg.	TD	Lg
2024 ⁸	12/9	8	72	9.00	0	53
2025	9/7	6	22	3.67	0	11
Total	21/16	14	94	6.71	0	53

NOTE: Played the 2024 season at Louisiana Monroe



86 JORDAN HARRIS

TE

Junior | Pine Bluff, Ark. | Pine Bluff HS

Year-By-Year

Opponent	Rec	Yds	Lg	TD	Rush	Yds	Lg	TD
2024								
Murray State		-DNP-						
Buffalo	1	9	9	0	0	0	0	0
Boston College	0	0	0	0	0	0	0	0
Vanderbilt	0	0	0	0	0	0	0	0
Texas A&M ²	0	0	0	0	0	0	0	0
Massachusetts ²	0	0	0	0	0	0	0	0
Auburn	2	20	17	0	0	0	0	0
Alabama	1	5	5	0	0	0	0	0
Oklahoma ⁴	0	0	0	0	0	0	0	0
South Carolina	0	0	0	0	0	0	0	0
Mississippi State ⁵	0	0	0	0	0	0	0	0
Arkansas ⁶	0	0	0	0	0	0	0	0
Iowa ⁷	1	14	14	0	0	0	0	0

Opponent	Rec	Yds	Lg	TD	Rush	Yds	Lg	TD
2025								
Central Arkansas	1	7	7	0	0	0	0	0
Kansas	0	0	0	0	0	0	0	0
Louisiana	1	20	20	0	0	0	0	0
South Carolina ⁸	0	0	0	0	0	0	0	0
Massachusetts		-DNP-						
Alabama ⁹	0	0	0	0	0	0	0	0
Auburn	0	0	0	0	0	0	0	0
Vanderbilt	1	8	8	0	0	0	0	0
Texas A&M ¹⁰	0	0	0	0	0	0	0	0

Year	G/GS	Rec	Yards	Avg.	TD	Lg
2023	12/1	0	0	0.00	0	0
2024	12/6	5	48	9.60	0	17
2025	8/3	3	35	11.67	0	20
Total	32/10	8	83	10.38	0	20

NOTE: Did not see action against South Dakota in 2023; started one game against Memphis



81 **BRALEN HENDERSON**

DT

Graduate Student | Pittsburgh, Pa. (Ohio Univ.)

Year-By-Year

Opponent	Solo	Ast	Total	TFL	SACK	INT	PBU	FF	FR	QBH
2022										
Florida Atlantic			-DNP-							
Penn State	1	0	1	0.0-0	0.0-0	0	0	0	0	0
Iowa State	1	1	2	0.0-0	0.0-0	0	0	0	0	0
Fordham			-DNP-							
Kent State			-DNP-							
Akron			-DNP-							
Western Michigan	0	0	0	0.0-0	0.0-0	0	0	0	0	0
Northern Illinois			-DNP-							
Buffalo			-DNP-							
Miami (OH)			-DNP-							
Ball State			-DNP-							
Bowling Green	0	1	1	0.5-2	0.0-0	0	0	0	0	0
Toledo			-DNP-							
Wyoming	0	0	0	0.0-0	0.0-0	0	0	0	0	0

Opponent	Solo	Ast	Total	TFL	SACK	INT	PBU	FF	FR	QBH
2023										
San Diego State	1	0	1	0.0-0	0.0-0	0	0	1	0	0
LIU	0	2	2	0.5-0	0.0-0	0	0	0	0	0
Florida Atlantic	0	0	0	0.0-0	0.0-0	0	0	0	0	1
Iowa State	0	0	0	0.0-0	0.0-0	0	0	0	0	0
Bowling Green	0	1	1	0.0-0	0.0-0	0	0	0	0	0
Kent State	0	2	2	0.0-0	0.0-0	0	0	0	0	0
Northern Illinois	0	1	1	0.0-0	0.0-0	0	0	0	0	0
Western Michigan			-DNP-							
Miami (OH)	0	0	0	0.0-0	0.0-0	0	0	0	0	0
Buffalo ¹	2	2	4	0.5-0	0.0-0	0	0	0	0	0
Central Michigan	0	3	3	0.0-0	0.0-0	0	0	0	0	0
Akron²	3	1	4	1.0-6	1.0-6	0	0	0	0	0
Georgia Southern	2	1	3	0.0-0	0.0-0	0	0	0	0	1

Opponent	Solo	Ast	Total	TFL	SACK	INT	PBU	FF	FR	QBH
2024										
Syracuse ³	1	0	1	0.0-0	0.0-0	0	0	0	0	0
South Alabama ⁴	1	2	3	0.5-1	0.0-0	0	0	0	0	0
Morgan State ⁵	1	1	2	0.5-1	0.0-0	0	0	0	0	0
Kentucky ⁶	2	1	3	0.0-0	0.0-0	0	0	0	0	0
Akron ⁷	0	0	0	0.0-0	0.0-0	0	0	0	0	0
Central Michigan ⁸	1	2	3	0.0-0	0.0-0	0	0	0	0	0
Miami (OH) ⁹	2	0	2	0.0-0	0.0-0	0	0	0	0	0
Buffalo ¹⁰	1	1	2	0.0-0	0.0-0	0	0	0	1	0
Kent State¹⁰	2	1	3	1.0-7	1.0-7	0	0	0	0	0
Eastern Michigan ¹²	1	1	2	0.0-0	0.0-0	0	0	0	0	0
Toledo ¹³	1	0	1	0.0-0	0.0-0	0	0	0	0	0
Ball State ¹⁴	1	0	1	0.0-0	0.0-0	0	0	0	0	0
Miami (OH)¹⁵	0	3	3	0.0-0	0.0-0	0	0	0	0	2
Jacksonville State ¹⁶	0	0	0	0.0-0	0.0-0	0	0	0	0	0

Opponent	Solo	Ast	Total	TFL	SACK	INT	PBU	FF	FR	QBH
2025										
Central Arkansas	0	1	1	0.0-0	0.0-0	0	0	0	0	0
Kansas	0	0	0	0.0-0	0.0-0	0	0	0	0	0
Louisiana	0	1	1	0.0-0	0.0-0	0	0	0	0	0
South Carolina	0	0	0	0.0-0	0.0-0	0	0	0	0	0
Massachusetts	0	1	1	0.0-0	0.0-0	0	0	0	0	1
Alabama			-DNP-							
Auburn	0	0	0	0.0-0	0.0-0	0	0	0	0	0
Vanderbilt	0	0	0	0.0-0	0.0-0	0	0	0	0	0
Texas A&M	0	0	0	0.0-0	0.0-0	0	0	0	0	0
Mississippi State										
Oklahoma										
Arkansas										

Year	G/GS	Solo	Ast	Total	TFL	SACK	INT	PBU	FF	FR	QBH
2021 ⁸	2/0	0	0	0	0.0-0	0.0-0	0	0	0	0	1
2022 ⁸	5/0	2	2	4	0.5-2	0.0-0	0	0	0	0	0
2023 ⁸	12/2	8	13	21	2.0-6	1.0-6	0	0	1	0	2
2024 ⁸	14/14	14	12	26	2.0-9	1.0-7	0	0	0	1	2
2025	8/0	0	3	3	0.0-0	0.0-0	0	0	0	0	1
Total	41/16	24	30	54	4.5-17	2.0-13	0	0	1	1	6

NOTE: Played the 2021, 2022, 2023 and 2024 seasons at Ohio
 NOTE: Played two games in 2021 against Toledo and Bowling Green; recording one QBH against the Falcons



21 **SAM HORN**

QB

Redshirt Junior | Lawrenceville, Ga.

Year-By-Year

Opponent	C-A	Pct.	Yds	TD-INT	Lg	Rush	Yds	Lg	TD
2023									
South Dakota	3-5	.600	54	1-1	31	3	-1	6	0
Middle Tennessee		-DNP-							
Kansas State	0-0	.000	0	0-0	0	0	0	0	0
Memphis		-DNP-							
Vanderbilt		-DNP-							
LSU		-DNP-							
Kentucky		-DNP-							
South Carolina		-DNP-							
Georgia		-DNP-							
Tennessee		-DNP-							
Florida		-DNP-							
Arkansas	0-1	.000	0	0-0	0	0	0	0	0
Ohio State		-DNP-							

Opponent	C-A	Pct.	Yds	TD-INT	Lg	Rush	Yds	Lg	TD
2025									
Central Arkansas	-	-	-	-	-	1	6	0	0
Kansas		-DNP-							
Louisiana		-DNP-							
South Carolina		-DNP-							
Massachusetts		-DNP-							
Alabama		-DNP-							
Auburn		-DNP-							
Vanderbilt		-DNP-							
Texas A&M		-DNP-							
Mississippi State									
Oklahoma									
Arkansas									

Year	G/GS	Comp	Att	Pct.	Yards	TD	INT	Lg
2022	1/0	0	2	.000	0	0	0	0
2023	3/0	3	6	.500	54	1	1	31
2024	0/0	0	0	.000	0	0	0	0
2025	1/0	-	-	-	-	-	-	-
Total	4/0	3	8	.375	54	1	1	31

Year	G/GS	Rush	Yards	Avg.	TD	Lg
2022	1/0	1	10	10.00	0	10
2023	3/0	3	-1	-0.33	0	6
2024	0/0	0	0	.000	0	0
2025	1/0	1	6	6.00	0	0
Total	5	5	15	3.00	0	10

NOTE: Saw action in one game in 2022 against New Mexico State
 NOTE: Missed the entire 2024 season due to injury

2025 MISSOURI FOOTBALL



17 BRIAN HUFF

LB

Redshirt Freshman | Jonesboro, Ark. | Valley View HS

Year-By-Year

2025	Opponent	Solo	Ast	Total	TFL	SACK	INT	PBU	FF	FR	QBH
	Central Arkansas	0	0	0	0.0-0	0.0-0	0	0	0	0	0
	Kansas	0	1	1	0.0-0	0.0-0	0	0	0	0	0
	Louisiana	0	0	0	0.0-0	0.0-0	0	0	0	0	0
	South Carolina	0	0	0	0.0-0	0.0-0	0	0	0	0	0
	Massachusetts	1	0	1	0.0-0	0.0-0	0	0	0	0	0
	Alabama	0	0	0	0.0-0	0.0-0	0	0	0	0	0
	Auburn	1	0	1	0.0-0	0.0-0	0	0	0	0	0
	Vanderbilt	1	0	1	0.0-0	0.0-0	0	0	0	0	0
	Texas A&M	0	0	0	0.0-0	0.0-0	0	0	0	0	0
	Mississippi State										
	Oklahoma										
	Arkansas										

Year	G/GS	Solo	Ast	Total	TFL	SACK	INT	PBU	FF	FR	QBH
2024	1/0	0	0	0	0.0-0	0.0-0	0	0	0	0	0
2025	8/0	3	1	4	0.0-0	0.0-0	0	0	0	0	0
Total	9/0	3	1	4	0.0-0	0.0-0	0	0	0	0	0

NOTE: Played in one game vs. Murray State in 2024 and redshirted.



5 KHALIL JACOBS

LB

Senior | Niceville, Fla. (South Alabama)

Year-By-Year

2022	Opponent	Solo	Ast	Total	TFL	SACK	INT	PBU	FF	FR	QBH
	Nicholls	0	0	0	0.0-0	0.0-0	0	0	0	0	1
	Central Michigan				-DNP-						
	UCLA				-DNP-						
	Louisiana Tech	0	0	0	0.0-0	0.0-0	0	0	0	0	0
	Louisiana	0	0	0	0.0-0	0.0-0	0	0	0	0	0
	UL Monroe	0	0	0	0.0-0	0.0-0	0	0	0	0	0
	Troy	0	0	0	0.0-0	0.0-0	0	0	0	0	0
	Arkansas State	0	0	0	0.0-0	0.0-0	0	0	0	0	0
	Georgia Southern	0	1	1	0.0-0	0.0-0	0	0	0	0	0
	Texas State	0	0	0	0.0-0	0.0-0	0	0	0	0	0
	Southern Miss.	0	0	0	0.0-0	0.0-0	0	0	0	0	0
	Old Dominion	2	0	2	0.0-0	0.0-0	0	0	0	0	0
	Western Kentucky	0	1	1	0.0-0	0.0-0	0	0	0	0	0

2023	Opponent	Solo	Ast	Total	TFL	SACK	INT	PBU	FF	FR	QBH
	Tulane	3	1	4	1.0-5	1.0-5	0	0	1	0	0
	Southeastern Louisiana	1	0	1	0.0-0	0.0-0	0	0	0	0	0
	Oklahoma State	0	1	1	0.0-0	0.0-0	0	0	0	0	0
	Central Michigan	1	2	3	0.0-0	0.0-0	0	0	0	0	0
	James Madison	1	2	3	0.0-0	0.0-0	0	0	0	0	0
	UL Monroe	2	4	6	1.0-1	0.0-0	0	0	0	0	1
	Southern Mississippi ¹	4	4	8	3.5-5	1.0-2	0	0	1	0	0
	Louisiana ²	1	7	8	0.0-0	0.0-0	0	0	0	0	0
	Troy	1	2	3	0.0-0	0.0-0	0	0	0	0	0
	Arkansas State	3	2	5	0.0-0	0.0-0	0	0	0	0	0
	Marshall	1	4	5	1.0-4	0.0-0	0	0	0	0	1
	Texas State	4	2	6	1.0-7	1.0-7	1	0	1	0	0
	Eastern Michigan ³	3	0	3	1.0-2	0.0-0	0	0	0	0	1

2024	Opponent	Solo	Ast	Total	TFL	SACK	INT	PBU	FF	FR	QBH
	Murray State	1	1	2	1.0-1	1.0-1	0	0	0	0	0
	Buffalo	1	1	2	0.0-0	0.0-0	0	0	0	0	0
	Boston College	3	0	3	1.0-9	1.0-9	0	0	0	0	0
	Vanderbilt	0	2	2	0.0-0	0.0-0	0	0	0	0	2
	Texas A&M	0	0	0	0.0-0	0.0-0	0	0	0	0	0
	Massachusetts ⁴	1	4	5	0.5-1	0.0-0	0	0	0	0	0
	Auburn				-DNP-						
	Alabama				-DNP-						
	Oklahoma				-DNP-						
	South Carolina				-DNP-						
	Mississippi State				-DNP-						
	Arkansas				-DNP-						
	Iowa				-DNP-						

2025	Opponent	Solo	Ast	Total	TFL	SACK	INT	PBU	FF	FR	QBH
	Central Arkansas	0	1	1	0.0-0	0.0-0	0	0	0	0	0
	Kansas	0	2	2	0.0-0	0.0-0	0	0	0	0	1
	Louisiana	1	1	2	1.0-7	1.0-7	0	0	0	0	0
	South Carolina ⁵	1	4	5	1.5-1	1.0-1	0	0	0	0	0
	Massachusetts	1	2	3	1.0-2	0.0-0	0	0	0	0	0
	Alabama	4	3	7	1.0-4	1.0-4	0	0	0	0	1
	Auburn ⁶	2	1	3	0.5-2	0.0-0	0	2	0	0	0
	Vanderbilt ⁷	2	1	3	0.0-0	0.0-0	0	0	0	0	0
	Texas A&M	0	1	1	0.0-0	0.0-0	0	0	0	0	0
	Mississippi State										
	Oklahoma										
	Arkansas										

Year	G/GS	Solo	Ast	Total	TFL	SACK	INT	PBU	FF	FR	QBH
2022 ⁸	11/0	2	2	4	0.0-0	0.0-0	0	0	0	0	1
2023 ⁸	13/3	25	31	56	8.5-24	3.0-14	1	0	3	0	3
2024	6/1	6	8	14	2.5-11	2.0-10	0	0	0	0	2
2025	9/3	11	16	27	5.0-16	3.0-12	0	2	0	0	2
Total	39/7	44	57	101	16.0-51	8.0-36	1	2	3	0	9

NOTE: Played the 2022 and 2023 seasons at South Alabama



89 JUDE JAMES

TE

Redshirt Freshman | St. Charles, Mo. | Francis Howell HS

Year-By-Year

2025	Opponent	Rec	Yds	Lg	TD	Rush	Yds	Lg	TD
	Central Arkansas	1	40	40	1	0	0	0	0
	Kansas	0	0	0	0	0	0	0	0
	Louisiana	0	0	0	0	0	0	0	0
	South Carolina	0	0	0	0	0	0	0	0
	Massachusetts	1	12	12	0	0	0	0	0
	Alabama	0	0	0	0	0	0	0	0
	Auburn	0	0	0	0	0	0	0	0
	Vanderbilt	4	29	9	1	0	0	0	0
	Texas A&M	0	0	0	0	0	0	0	0
	Mississippi State								
	Oklahoma								
	Arkansas								

Year	G/GS	Rec	Yards	Avg.	TD	Lg
2024	2/0	0	0	0	0	0
2025	9/0	6	91	15.16	2	40
Total	11/0	6	91	15.16	2	40

NOTE: Played in two games in 2024 vs. Murray State and at UMass and redshirted.



2 MARQUIS JOHNSON



Junior | Dickinson, Texas | Dickinson HS

Year-By-Year

Year	Opponent	Rec	Yds	Lg	TD	Rush	Yds	Lg	TD
2023	South Dakota	0	0	0	0	0	0	0	0
	Middle Tennessee	0	0	0	0	0	0	0	0
	Kansas State	1	42	42	0	0	0	0	0
	Memphis	1	76	76	1	1	3	3	0
	Vanderbilt	3	64	44	1	0	0	0	0
	LSU	2	42	31	0	0	0	0	0
	Kentucky	2	44	39	1	0	0	0	0
	South Carolina	0	0	0	0	0	0	0	0
	Georgia	0	0	0	0	0	0	0	0
	Tennessee	2	56	48	0	0	0	0	0
2024	Florida	0	0	0	0	0	0	0	0
	Arkansas	1	9	9	0	0	0	0	0
	Ohio State	1	50	50	0	0	0	0	0

Opponent	KOR	Yds	Lg	TD	PR	Yds	Lg	TD
South Dakota	0	0	0	0	0	0	0	0
Middle Tennessee	0	0	0	0	0	0	0	0
Kansas State	0	0	0	0	0	0	0	0
Memphis	0	0	0	0	0	0	0	0
Vanderbilt	0	0	0	0	0	0	0	0
LSU	1	19	19	0	0	0	0	0
Kentucky	2	54	30	0	0	0	0	0
South Carolina	1	25	25	0	0	0	0	0
Georgia	2	18	13	0	0	0	0	0
Tennessee	0	0	0	0	0	0	0	0
Florida	1	30	30	0	0	0	0	0
Arkansas	0	0	0	0	0	0	0	0
Ohio State	0	0	0	0	0	0	0	0

Year	Opponent	Rec	Yds	Lg	TD	Rush	Yds	Lg	TD
2024	Murray State	4	41	18	0	0	0	0	0
	Buffalo	5	52	20	0	0	0	0	0
	Boston College	1	5	5	0	0	0	0	0
	Vanderbilt	2	19	10	0	0	0	0	0
	Texas A&M	0	0	0	0	0	0	0	0
	Massachusetts	1	6	6	0	0	0	0	0
	Auburn	-DNP-							
	Alabama	1	1	1	0	0	0	0	0
	Oklahoma ¹	1	5	5	0	0	0	0	0
	South Carolina	1	49	49	0	0	0	0	0
Mississippi State	1	45	45	0	0	0	0	0	
Arkansas	1	7	7	0	0	0	0	0	
Iowa²	7	122	44	1	2	2	7	0	

Opponent	KOR	Yds	Lg	TD	PR	Yds	Lg	TD
Murray State	0	0	0	0	0	0	0	0
Buffalo	0	0	0	0	0	0	0	0
Boston College	0	0	0	0	0	0	0	0
Vanderbilt	3	80	32	0	0	0	0	0
Texas A&M	3	94	63	0	0	0	0	0
Massachusetts	2	29	22	0	0	0	0	0
Auburn	-DNP-							
Alabama	1	5	5	0	0	0	0	0
Oklahoma ¹	0	0	0	0	0	0	0	0
South Carolina	2	48	30	0	0	0	0	0
Mississippi State	2	38	21	0	0	0	0	0
Arkansas	3	63	29	0	0	0	0	0
Iowa ²	2	23	13	0	0	0	0	0

Year	Opponent	Rec	Yds	Lg	TD	Rush	Yds	Lg	TD
2025	Central Arkansas³	5	134	49	1	0	0	0	0
	Kansas ⁴	2	21	13	0	0	0	0	0
	Louisiana ⁵	2	18	11	1	0	0	0	0
	South Carolina⁶	7	80	18	0	0	0	0	0
	Massachusetts ⁷	2	22	17	0	0	0	0	0
	Alabama	3	26	14	0	0	0	0	0
	Auburn ⁸	4	26	19	0	0	0	0	0
	Vanderbilt ⁹	3	18	12	0	0	0	0	0
	Texas A&M	0	0	0	0	0	0	0	0
	Mississippi State								
Oklahoma									
Arkansas									

Opponent	KOR	Yds	Lg	TD	PR	Yds	Lg	TD
Central Arkansas	-	-	-	-	-	-	-	-
Kansas	-	-	-	-	-	-	-	-
Louisiana	-	-	-	-	-	-	-	-
South Carolina	-	-	-	-	-	-	-	-
Massachusetts	-	-	-	-	-	-	-	-
Alabama	-	-	-	-	-	-	-	-
Auburn	-	-	-	-	-	-	-	-
Vanderbilt	-	-	-	-	-	-	-	-
Texas A&M								
Mississippi State								
Oklahoma								
Arkansas								

Year	G/GS	Rec	Yards	Avg.	TD	Lg
2023	13/0	13	383	29.46	3	76
2024	12/2	25	352	14.08	1	49
2025	9/7	28	340	12.14	2	62
Total	34/9	66	1,075	16.29	6	138

Year	G/GS	Rush	Yards	Avg.	TD	Lg
2023	13/0	1	3	3.00	0	3
2024	12/2	2	2	1.00	0	7
2025	9/7	0	0	0.00	0	0
Total	34/9	3	5	1.67	0	7

Year	G/GS	KOR	Yards	Avg.	TD	Lg
2023	13/0	7	146	20.86	0	30
2024	12/2	18	380	21.11	0	63
2025	9/7	-	-	-	-	-
Total	34/9	25	526	21.04	0	63

NOTE: Registered one pass attempt against Iowa in the 2024 Music City Bowl



90 NATE JOHNSON



Junior | Gaffney, S.C. (Appalachian State)

Year-By-Year

Year	Opponent	Solo	Ast	Total	TFL	SACK	INT	PBU	FF	FR	QBH
2023	Gardner-Webb	1	3	4	0.0-0	0.0-0	0	0	0	0	1
	North Carolina ¹	0	2	2	0.0-0	0.0-0	0	0	0	0	0
	East Carolina	1	2	3	1.5-16	1.0-15	0	0	0	0	0
	Wyoming	1	0	1	1.0-14	1.0-14	0	1	0	0	0
	Louisiana-Monroe	2	1	3	1.0-7	1.0-7	0	0	0	0	1
	Coastal Carolina²	2	5	7	0.5-0	0.0-0	0	0	0	0	0
	Old Dominion³	4	2	6	2.0-14	2.0-14	0	0	0	0	1
	Southern Mississippi ⁴	0	4	4	0.0-0	0.0-0	0	0	0	0	1
	Marshall ⁵	0	0	0	0.0-0	0.0-0	0	0	0	0	0
	Georgia State ⁶	2	0	2	0.0-0	0.0-0	0	0	0	0	0
James Madison⁷	3	1	4	2.0-12	2.0-12	0	0	0	0	0	
Georgia Southern ⁸	0	1	1	0.5-3	0.5-3	0	0	0	0	0	
Troy ⁹	2	0	2	0.0-0	0.0-0	0	0	0	0	0	
Miami (OH) ¹⁰	3	1	4	0.0-0	0.0-0	0	0	1	0	0	

Year	Opponent	Solo	Ast	Total	TFL	SACK	INT	PBU	FF	FR	QBH
2024	East Tennessee State ¹¹	0	5	5	0.0-0	0.0-0	0	0	0	0	0
	Clemson ¹²	0	0	0	0.0-0	0.0-0	0	0	0	0	0
	East Carolina ¹³	0	0	0	0.0-0	0.0-0	0	0	0	0	0
	South Alabama ¹⁴	1	2	3	0.0-0	0.0-0	0	0	0	0	1
	Marshall ¹⁵	1	3	4	0.0-0	0.0-0	0	0	0	0	0
	Louisiana ¹⁶	1	0	1	0.0-0	0.0-0	0	1	0	0	0
	Georgia State	1	0	1	0.0-0	0.0-0	0	0	0	0	0
	Old Dominion	0	6	6	0.5-1	0.5-1	0	0	0	0	0
	Coastal Carolina	3	2	5	1.0-5	0.0-0	0	0	0	0	0
	James Madison	1	2	3	0.0-0	0.0-0	0	0	0	0	0
Georgia Southern	4	2	6	2.0-13	2.0-13	0	0	1	1	0	

Year	Opponent	Solo	Ast	Total	TFL	SACK	INT	PBU	FF	FR	QBH
2025	Central Arkansas	0	0	0	0.0-0	0.0-0	0	0	0	0	0
	Kansas	0	0	0	0.0-0	0.0-0	0	0	0	0	0
	Louisiana	1	0	1	1.0-1	0.0-0	0	0	0	0	0
	South Carolina	0	0	0	0.0-0	0.0-0	0	0	0	0	0
	Massachusetts	0	0	0	0.0-0	0.0-0	0	0	0	0	0
	Alabama	1	1	2	0.0-0	0.0-0	0	0	0	0	0
	Auburn	-DNP-									
	Vanderbilt	0	0	0	0.0-0	0.0-0	0	0	0	0	0
	Texas A&M	0	0	0	0.0-0	0.0-0	0	0	0	0	0
	Mississippi State										
Oklahoma											
Arkansas											

2025 MISSOURI FOOTBALL

Year	G/GS	Solo	Ast	Total	TFL	SACK	INT	PBU	FF	FR	QBH
2023*	14/10	21	22	43	8.5-66	7.5-65	0	1	1	0	4
2024*	11/6	12	22	34	3.5-19	2.5-14	0	1	1	1	1
2025	8/0	2	1	3	1.0-1	0.0-0	0	0	0	0	0
Total	33/16	35	45	80	13.0-86	10.0-79	0	2	2	1	5

NOTE: Played the 2023 and 2024 seasons at Appalachian State



22 TAVORUS JONES

RB

Redshirt Junior | El Paso, Texas | Burges HS

Year-By-Year

2022	Opponent	Rush	Yds	Lg	TD	Rec	Yds	Lg	TD
	Louisiana Tech	-DNP-							
	Kansas State	-DNP-							
	Abilene Christian	3	13	11	0	0	0	0	0
	Auburn	-DNP-							
	Georgia	-DNP-							
	Florida	0	0	0	0	0	0	0	0
	Vanderbilt	-DNP-							
	South Carolina	-DNP-							
	Kentucky	-DNP-							
	Tennessee	-DNP-							
	New Mexico St.	4	12	11	0	1	32	32	0
	Arkansas	-DNP-							
	Wake Forest	0	0	0	0	1	4	4	0

Opponent	KOR	Yds	Lg	TD	PR	Yds	Lg	TD
Louisiana Tech	-DNP-							
Kansas State	-DNP-							
Abilene Christian	0	0	0	0	0	0	0	0
Auburn	-DNP-							
Georgia	-DNP-							
Florida	1	21	21	0	0	0	0	0
Vanderbilt	-DNP-							
South Carolina	-DNP-							
Kentucky	-DNP-							
Tennessee	-DNP-							
New Mexico St.	0	0	0	0	0	0	0	0
Arkansas	-DNP-							
Wake Forest	0	0	0	0	0	0	0	0

2024	Opponent	Rush	Yds	Lg	TD	Rec	Yds	Lg	TD
	Murray State	6	16	6	0	0	0	0	0
	Buffalo	-DNP-							
	Boston College	-DNP-							
	Vanderbilt	-DNP-							
	Texas A&M	-DNP-							
	UMass	6	41	14	0	0	0	0	0
	Auburn	-DNP-							
	Alabama	0	0	0	0	0	0	0	0
	Oklahoma	0	0	0	0	0	0	0	0
	South Carolina	-DNP-							
	Mississippi State	-DNP-							
	Arkansas	-DNP-							
	Iowa	1	-2	-2	0	1	20	20	0

2025	Opponent	Rush	Yds	Lg	TD	Rec	Yds	Lg	TD
	Central Arkansas	3	7	9	0	1	5	5	0
	Kansas	0	0	0	0	0	0	0	0
	Louisiana	-DNP-							
	South Carolina	0	0	0	0	0	0	0	0
	Massachusetts	4	24	17	1	1	20	20	0
	Alabama	0	0	0	0	0	0	0	0
	Auburn	0	0	0	0	0	0	0	0
	Vanderbilt	0	0	0	0	0	0	0	0
	Texas A&M	0	0	0	0	0	0	0	0
	Mississippi State								
	Oklahoma								
	Arkansas								

Opponent	KOR	Yds	Lg	TD	PR	Yds	Lg	TD
Central Arkansas	1	18	18	0	0	0	0	0
Kansas	3	49	24	0	0	0	0	0
Louisiana	0	0	0	0	0	0	0	0
South Carolina	0	0	0	0	0	0	0	0
UMass	0	0	0	0	0	0	0	0
Alabama	0	0	0	0	0	0	0	0
Auburn	0	0	0	0	0	0	0	0
Vanderbilt	0	0	0	0	0	0	0	0
Texas A&M	1	16	16	0	0	0	0	0
Mississippi State								
Oklahoma								
Arkansas								

Year	G/GS	Rush	Yards	Avg.	TD	Lg
2022	4/0	7	25	3.57	0	11
2024	5/0	13	55	4.23	0	14
2025	9/0	7	31	4.43	1	17
Total	18/0	27	111	4.11	1	17

Year	G/GS	Rec	Yards	Avg.	TD	Lg
2022	4/0	2	36	18.00	0	32
2024	5/0	1	20	20.00	0	20
2025	9/0	2	25	12.50	0	20
Total	18/0	5	81	16.20	0	32

Year	G/GS	KOR	Yards	Avg.	TD	Lg
2022	4/0	1	21	21.00	0	21
2024	5/0	0	0	0	0	0
2025	9/0	5	83	16.60	0	24
Total	18/0	6	104	17.33	0	24

NOTE: Appeared in two games in 2023 vs. Memphis and at Vanderbilt ... Redshirted.



29 CAMERON KEYS

CB

Redshirt Freshman | Panama City, Fla. | A. Crawford Mosley HS

Year-By-Year

2025	Opponent	Solo	Ast	Total	TFL	SACK	INT	PBU	FF	FR	QBH
	Central Arkansas	0	1	1	0.0-0	0.0-0	0	0	0	1	0
	Kansas	0	0	0	0.0-0	0.0-0	0	0	0	0	0
	Louisiana	0	0	0	0.0-0	0.0-0	0	0	0	0	0
	South Carolina	0	0	0	0.0-0	0.0-0	0	0	0	0	0
	Massachusetts	0	0	0	0.0-0	0.0-0	0	1	0	0	0
	Alabama	0	0	0	0.0-0	0.0-0	0	0	0	0	0
	Auburn	0	0	0	0.0-0	0.0-0	0	0	0	0	0
	Vanderbilt	0	0	0	0.0-0	0.0-0	0	0	0	0	0
	Texas A&M	0	1	1	0.0-0	0.0-0	0	0	0	0	0
	Mississippi State										
	Oklahoma										
	Arkansas										

Year	G/GS	Solo	Ast	Total	TFL	SACK	INT	PBU	FF	FR	QBH
2024	1/0	0	0	0	0.0-0	0.0-0	0	0	0	0	0
2025	9/0	0	2	2	0.0-0	0.0-0	0	1	0	1	0
Total	9/0	0	2	2	0.0-0	0.0-0	0	1	0	1	0

NOTE: Played in one game vs. Murray State in 2024 and redshirted.



11 LANGDEN KITCHEN

DE

Junior | Huntsville, Mo. (Northwest Missouri State)

Year-By-Year

Opponent	Solo	Ast	Total	TFL	SACK	INT	PBU	FF	FR	QBH
2023										
Missouri Southern State		-DNP-								
Emporia State	2	2	4	0.0-0	0.0-0	0	0	0	0	0
Fort Hays State	0	0	0	0.0-0	0.0-0	0	0	0	0	0
Lincoln (Mo.)	1	0	1	0.0-0	0.0-0	0	0	0	0	0
Central Missouri	0	1	1	0.0-0	0.0-0	0	1	0	0	0
Central Oklahoma	1	0	1	1.0-1	0.0-0	0	0	0	0	0
Missouri Western	0	0	0	0.0-0	0.0-0	0	0	0	0	0
Pittsburg State	0	0	0	0.0-0	0.0-0	0	0	0	0	0
Washburn		-DNP-								
Northeastern State	2	0	2	1.0-1	0.0-0	0	0	0	0	0
Nebraska-Kearney		-DNP-								

2024

Opponent	Solo	Ast	Total	TFL	SACK	INT	PBU	FF	FR	QBH
Minnesota State	2	0	2	0.0-0	0.0-0	0	0	0	0	0
Nebraska-Kearney	2	1	3	1.0-9	1.0-9	0	1	0	0	0
Fort Hays State	0	0	0	0.0-0	0.0-0	0	0	0	0	0
Missouri Southern State	0	0	0	0.0-0	0.0-0	0	0	0	0	1
Emporia State	1	1	2	1.5-13	0.5-5	0	0	0	0	0
Washburn ¹	0	0	0	0.0-0	0.0-0	0	1	0	0	0
Central Oklahoma	4	0	4	3.0-12	1.0-6	0	0	0	0	0
Central Missouri ²	1	0	1	1.0-7	1.0-7	0	0	1	0	0
Northeastern State ³	1	0	1	1.0-3	1.0-3	0	0	0	0	0
Missouri Western	2	1	3	1.0-4	1.0-4	0	1	1	1	0
Pittsburg State	3	2	5	0.0-0	0.0-0	0	0	0	0	0

2025

Opponent	Solo	Ast	Total	TFL	SACK	INT	PBU	FF	FR	QBH
Central Arkansas	0	0	0	0.0-0	0.0-0	0	0	0	0	0
Kansas	0	0	0	0.0-0	0.0-0	0	0	0	0	0
Louisiana	0	0	0	0.0-0	0.0-0	0	0	0	0	0
South Carolina	0	0	0	0.0-0	0.0-0	0	0	0	0	0
Massachusetts	0	1	1	0.0-0	0.0-0	0	0	0	0	0
Alabama	1	1	2	0.5-1	0.0-0	0	0	0	0	2
Auburn	3	0	3	0.0-0	0.0-0	0	0	0	0	1
Vanderbilt	0	2	2	0.0-0	0.0-0	0	0	0	0	0
Texas A&M	1	0	1	0.0-0	0.0-0	0	0	0	0	0
Mississippi State										
Oklahoma										
Arkansas										

Year	G/GS	Solo	Ast	Total	TFL	SACK	INT	PBU	FF	FR	QBH
2023 [§]	8/0	6	3	9	2.0-2	0.0-0	0	1	0	0	0
2024 [§]	11/3	16	5	21	8.5-48	5.5-34	0	3	2	1	1
2025	9/0	5	4	9	0.5-1	0.0-0	0	0	0	0	3
Total	28/3	27	12	39	11.0-51	5.5-34	0	4	2	1	4

NOTE: Played the 2023 and 2024 seasons at Northwest Missouri State
 NOTE: Blocked one kick (FG) against Minnesota State and Emporia State, 2024



6 XAVIER LOYD

WR

Graduate Student | Blue Springs, Mo. (Illinois State)

Year-By-Year

Opponent	Rec	Yds	Lg	TD	Rush	Yds	Lg	TD
2023								
Southeast Missouri State	1	16	16	0	0	0	0	0
Troy	0	0	0	0	0	0	0	0
Missouri		-DNP-						
UCF	0	0	0	0	0	0	0	0
Oklahoma State		-DNP-						
Texas Tech	0	0	0	0	0	0	0	0
TCU	0	0	0	0	0	0	0	0
Houston	0	0	0	0	0	0	0	0
Texas	0	0	0	0	0	0	0	0
Baylor	0	0	0	0	0	0	0	0
Kansas		-DNP-						
Iowa State		-DNP-						
NC State		-DNP-						

2024

Opponent	Rec	Yds	Lg	TD	Rush	Yds	Lg	TD
Iowa ¹	4	53	37	0	0	0	0	0
North Alabama ²	3	23	20	0	1	9	9	0
Western Illinois	4	85	59	1	0	0	0	0
Eastern Illinois ³	7	75	27	1	0	0	0	0
North Dakota State ⁴	3	52	25	0	1	0	0	0
Southern Illinois ⁵	4	87	36	1	1	-9	0	0
Missouri State ⁶	6	99	27	0	0	0	0	0
Murray State⁷	5	148	42	0	0	0	0	0
Youngstown State ⁸	2	10	5	0	1	4	4	0
Northern Iowa ⁹	1	6	6	0	0	0	0	0
Indiana State¹⁰	13	94	13	1	0	0	0	0
North Dakota ¹¹	8	121	30	1	0	0	0	0
Southeast Missouri State ¹²	6	59	24	1	0	0	0	0
UC Davis ¹³	0	0	0	0	0	0	0	0

2025

Opponent	Rec	Yds	Lg	TD	Rush	Yds	Lg	TD
Central Arkansas	0	0	0	0	0	0	0	0
Kansas	1	15	15	0	0	0	0	0
Louisiana	0	0	0	0	0	0	0	0
South Carolina	0	0	0	0	0	0	0	0
Massachusetts	0	0	0	0	0	0	0	0
Alabama	0	0	0	0	0	0	0	0
Auburn	0	0	0	0	0	0	0	0
Vanderbilt	0	0	0	0	0	0	0	0
Texas A&M	0	0	0	0	0	0	0	0

Year	G/GS	Rec	Yards	Avg.	TD	Lg
2021 [§]	0/0	0	0	0.00	0	0
2022 [§]	2/0	0	0	0.00	0	0
2023 [§]	8/0	1	16	16.00	0	16
2024 [^]	14/13	66	912	13.82	6	59
2025	9/0	1	15	15.00	0	15
Total	33/13	68	943	13.87	6	59

Year	G/GS	Rush	Yards	Avg.	TD	Lg
2021 [§]	0/0	0	0	0.00	0	0
2022 [§]	2/0	0	0	0.00	0	0
2023 [§]	8/0	0	0	0.00	0	0
2024 [^]	14/13	4	4	1.00	0	9
2025	9/0	0	0	0.00	0	0
Total	33/13	4	4	1.00	0	9

NOTE: Played the 2021, 2022 and 2023 seasons at Kansas State
 NOTE: Played the 2024 season at Illinois State
 NOTE: Played two games in 2022 against Missouri and Texas

2025 MISSOURI FOOTBALL



4 JAMES MADISON II



Redshirt Freshman | Kansas City, Mo. | St. Thomas Aquinas HS

Year-By-Year

Year	G/GS	Rec	Yds	Lg	TD	Rush	Yds	Lg	TD
2025									
Opponent									
Central Arkansas	0	0	0	0	0	0	0	0	0
Kansas									
Louisiana	0	0	0	0	0	0	0	0	0
South Carolina									
Massachusetts	0	0	0	0	0	0	0	0	0
Alabama									
Auburn									
Vanderbilt									
Texas A&M									
Mississippi State									
Oklahoma									
Arkansas									

Year	G/GS	Rec	Yards	Avg.	TD	Lg
2024	3/0	0	0	0.00	0	0
2025	3/0	0	0	0.00	0	0
Total	6/0	0	0	0.00	0	0

NOTE: Saw action in three games in 2024 against Murray State, Massachusetts and Iowa



0 JOSHUA MANNING



Junior | Lee's Summit, Mo. | Lee's Summit HS

Year-By-Year

Year	G/GS	Rec	Yds	Lg	TD	Rush	Yds	Lg	TD
2024									
Opponent									
Murray State ¹	3	21	16	0	0	0	0	0	0
Buffalo	2	28	18	0	0	0	0	0	0
Boston College ²	1	9	9	0	0	0	0	0	0
Vanderbilt	0	0	0	0	0	0	0	0	0
Texas A&M	0	0	0	0	0	0	0	0	0
Massachusetts	2	68	63	1	0	0	0	0	0
Auburn	1	15	15	0	0	0	0	0	0
Alabama ³	1	6	6	0	0	0	0	0	0
Oklahoma ⁴	0	0	0	0	0	0	0	0	0
South Carolina ⁵	1	9	9	0	0	0	0	0	0
Mississippi State	1	36	36	0	0	0	0	0	0
Arkansas ⁶	1	0	0	0	0	0	0	0	0
Iowa ⁷	0	0	0	0	1	4	4	1	1

Year	G/GS	Rec	Yds	Lg	TD	PR	Yds	Lg	TD
2025									
Opponent									
Murray State ¹	0	0	0	0	0	0	0	0	0
Buffalo	0	0	0	0	0	0	0	0	0
Boston College ²	1	16	16	0	0	0	0	0	0
Vanderbilt	0	0	0	0	0	0	0	0	0
Texas A&M	0	0	0	0	0	0	0	0	0
Massachusetts	0	0	0	0	0	0	0	0	0
Auburn	2	41	26	0	0	0	0	0	0
Alabama ³	0	0	0	0	0	0	0	0	0
Oklahoma ⁴	0	0	0	0	0	0	0	0	0
South Carolina ⁵	0	0	0	0	0	0	0	0	0
Mississippi State	0	0	0	0	0	0	0	0	0
Arkansas ⁶	1	16	16	0	0	0	0	0	0
Iowa ⁷	0	0	0	0	0	0	0	0	0

Year	G/GS	Rec	Yds	Lg	TD	Rush	Yds	Lg	TD
2025									
Opponent									
Central Arkansas ⁸	4	53	17	0	0	0	0	0	0
Kansas ⁹	2	17	12	0	0	0	0	0	0
Louisiana ¹⁰	2	11	6	0	0	0	0	0	0
South Carolina ¹¹	3	36	16	1	0	0	0	0	0
Massachusetts ¹²	1	10	10	0	0	0	0	0	0
Alabama ¹³	1	17	17	0	0	0	0	0	0
Auburn ¹⁴	5	63	20	0	0	0	0	0	0
Vanderbilt ¹⁵	4	24	15	0	1	-7	-	0	0
Texas A&M ¹⁶	1	-4	0	0	0	0	0	0	0
Mississippi State									
Oklahoma									
Arkansas									

Year	G/GS	Rec	Yards	Avg.	TD	Lg
2023	12/0	0	0	0.00	0	0
2024	13/7	13	192	14.77	1	63
2025	9/9	23	227	9.87	1	29
Total	34/16	36	419	11.64	2	63

Year	G/GS	Rush	Yards	Avg.	TD	Lg
2023	12/0	0	0	0.00	0	0
2024	13/7	1	4	4.00	1	4
2025	9/9	1	-7	-	0	0
Total	34/16	2	-3	4.00	1	4

Year	G/GS	KOR	Yards	Avg.	TD	Lg
2023	12/0	0	0	0.00	0	0
2024	13/7	4	73	18.25	0	26
2025	9/9	-	-	-	-	-
Total	34/16	4	73	18.25	0	26

NOTE: Did not see action against South Dakota in 2023



95 JALEN MARSHALL



Redshirt Junior | Overland Park, Kan. | St. Thomas Aquinas HS

Year-By-Year

Year	Solo	Ast	Total	TFL	SACK	INT	PBU	FF	FR	QBH
2024										
Opponent										
Murray State	0	0	0	0.0-0	0.0-0	0	0	0	0	0
Buffalo	0	1	1	0.0-0	0.0-0	0	0	0	0	0
Boston College	0	0	0	0.0-0	0.0-0	0	0	0	0	0
Vanderbilt										
Texas A&M	1	0	1	1.0-3	0.0-0	0	0	0	0	0
Massachusetts	1	2	3	0.0-0	0.0-0	0	0	0	0	0
Auburn	0	0	0	0.0-0	0.0-0	0	0	0	0	0
Alabama ¹	0	0	0	0.0-0	0.0-0	0	0	0	0	0
Oklahoma	0	0	0	0.0-0	0.0-0	0	0	0	0	0
South Carolina	0	0	0	0.0-0	0.0-0	0	0	0	0	0
Mississippi State	0	0	0	0.0-0	0.0-0	0	0	0	0	0
Arkansas	0	0	0	0.0-0	0.0-0	0	0	0	0	0
Iowa	0	0	0	0.0-0	0.0-0	0	0	0	0	0

Year	Solo	Ast	Total	TFL	SACK	INT	PBU	FF	FR	QBH
2025										
Opponent										
Central Arkansas	2	1	3	0.0-0	0.0-0	0	0	0	0	0
Kansas	0	1	1	0.0-0	0.0-0	0	0	0	0	0
Louisiana	0	0	0	0.0-0	0.0-0	0	0	0	0	0
South Carolina	0	1	1	0.0-0	0.0-0	0	0	0	0	0
Massachusetts	0	0	0	0.0-0	0.0-0	0	0	0	0	1
Alabama	0	2	2	0.0-0	0.0-0	0	0	0	0	0
Auburn	1	0	1	0.0-0	0.0-0	0	0	0	0	0
Vanderbilt ²	0	0	0	0.0-0	0.0-0	0	0	0	0	0
Texas A&M	0	1	1	0.0-0	0.0-0	0	0	0	0	0
Mississippi State										
Oklahoma										
Arkansas										

Year	G/GS	Solo	Ast	Total	TFL	SACK	INT	PBU	FF	FR	QBH
2022	1/0	0	1	1	0.0-0	0.0-0	0	0	0	0	0
2023	1/0	0	0	0	0.0-0	0.0-0	0	0	0	0	0
2024	12/1	2	3	5	1.0-3	0.0-0	0	0	0	0	0
2025	9/1	3	6	9	0.0-0	0.0-0	0	0	0	0	1
Total	23/2	5	10	15	1.0-3	0.0-0	0	0	0	0	1

NOTE: Played one game in 2022 against New Mexico State

NOTE: Played one game in 2023 against Arkansas



7 CHRIS McCLELLAN

DT

Senior | North Tulsa, Okla. (Florida)

Year-By-Year

Opponent	Solo	Ast	Total	TFL	SACK	INT	PBU	FF	FR	QBH
2022										
Utah	0	0	0	0.0-0	0.0-0	0	0	0	0	0
Kentucky	0	0	0	0.0-0	0.0-0	0	0	0	0	0
South Florida	0	3	3	0.0-0	0.0-0	0	0	0	0	0
Tennessee	2	2	4	0.5-1	0.0-0	0	0	0	0	0
E. Washington	0	1	1	0.0-0	0.0-0	0	0	0	1	0
Missouri	2	1	3	1.0-3	1.0-3	0	0	0	0	0
LSU	1	1	2	0.0-0	0.0-0	0	0	0	0	1
Georgia	0	3	3	0.5-1	0.0-0	0	0	0	0	0
Texas A&M	0	0	0	0.0-0	0.0-0	0	0	0	0	0
South Carolina	0	1	1	0.0-0	0.0-0	0	0	0	0	0
Vanderbilt	0	2	2	0.5-1	0.5-1	0	0	0	0	0
Florida State	1	1	2	0.0-0	0.0-0	0	0	0	0	0
Oregon State	1	1	2	0.0-0	0.0-0	0	0	0	0	0

2023

Opponent	Solo	Ast	Total	TFL	SACK	INT	PBU	FF	FR	QBH
Utah	0	0	0	0.0-0	0.0-0	0	0	0	0	1
McNeese	0	0	0	0.0-0	0.0-0	0	0	0	0	0
Tennessee	0	1	1	0.5-0	0.0-0	0	0	0	0	0
Charlotte	0	0	0	0.0-0	0.0-0	0	0	0	0	0
Kentucky	0	1	1	0.0-0	0.0-0	0	0	0	0	0
Vanderbilt	0	0	0	0.0-0	0.0-0	0	0	0	0	0
South Carolina	2	0	2	0.0-0	0.0-0	0	0	0	0	0
Georgia	0	3	3	0.0-0	0.0-0	0	0	0	0	0
Arkansas	2	3	5	0.0-0	0.0-0	0	0	0	0	0
LSU	1	5	6	0.5-1	0.5-1	0	0	0	0	0
Missouri	1	1	2	0.0-0	0.0-0	0	0	0	0	0
Florida State ¹	1	2	3	0.0-0	0.0-0	0	0	0	0	0

2024

Opponent	Solo	Ast	Total	TFL	SACK	INT	PBU	FF	FR	QBH
Murray State²	2	1	3	1.0-13	1.0-13	0	1	1	0	0
Buffalo ³	0	4	4	0.5-1	0.5-1	0	0	0	0	0
Boston College	0	3	3	0.0-0	0.0-0	0	0	0	0	0
Vanderbilt⁴	2	5	7	2.5-10	0.0-0	0	1	0	0	1
Texas A&M ⁵	1	2	3	0.0-0	0.0-0	0	0	0	0	1
Massachusetts⁶	1	2	3	1.0-1	1.0-1	0	0	0	0	0
Auburn ⁷	1	3	4	0.5-1	0.0-0	0	0	0	0	0
Alabama ⁸	0	3	3	0.0-0	0.0-0	0	0	0	0	1
Oklahoma	1	3	4	0.0-0	0.0-0	0	0	0	0	0
South Carolina	1	0	1	0.0-0	0.0-0	0	0	0	0	0
Mississippi State	0	1	1	0.0-0	0.0-0	0	0	0	0	0
Arkansas ⁹	0	2	2	0.0-0	0.0-0	0	0	0	0	0
Iowa ¹⁰	1	0	1	0.0-0	0.0-0	0	0	0	0	0

2025

Opponent	Solo	Ast	Total	TFL	SACK	INT	PBU	FF	FR	QBH
Central Arkansas ¹¹	0	2	2	0.0-0	0.0-0	0	0	0	0	0
Kansas ¹²	0	3	3	0.5-0	0.5-0	0	0	0	0	0
Louisiana ¹³	0	1	1	0.0-0	0.0-0	0	0	0	0	1
South Carolina ¹⁴	0	2	2	0.5-6	0.5-6	0	0	0	0	0
Massachusetts ¹⁵	1	2	3	0.0-0	0.0-0	0	0	0	0	1
Alabama ¹⁶	0	2	2	0.5-4	0.0-0	0	0	0	0	2
Auburn ¹⁷	4	0	4	2.0-9	1.0-7	0	0	0	0	0
Vanderbilt ¹⁸	0	3	3	0.0-0	0.0-0	0	1	0	0	0
Texas A&M¹⁹	2	5	7	0.0-0	0.0-0	0	1	0	0	0

Year	G/GS	Solo	Ast	Total	TFL	SACK	INT	PBU	FF	FR	QBH
2022 ⁶	13/0	7	16	23	2.5-6	1.5-4	0	0	0	1	1
2023 ⁶	12/1	7	16	23	1.0-1	0.5-1	0	0	0	0	1
2024	13/9	10	29	39	5.5-26	2.5-15	0	2	1	0	3
2025	9/9	7	20	27	3.5-19	2.0-13	0	2	0	0	4
Total	47/19	31	81	112	12.5-52	6.5-33	0	4	1	1	9

NOTE: Played the 2022 and 2023 seasons at Florida



22 DANTE McCLELLAN

CB

Freshman | Canton, Ohio | McKinley HS

Year-By-Year

Opponent	Solo	Ast	Total	TFL	SACK	INT	PBU	FF	FR	QBH
2025										
Central Arkansas	0	3	3	0.0-0	0.0-0	1	0	0	0	0
Kansas	-	-	-	-	-	-	-	-	-	-
Louisiana	1	1	2	0.0-0	0.0-0	0	0	0	0	0
South Carolina	0	1	1	0.0-0	0.0-0	0	0	0	0	0
Massachusetts	0	1	1	0.0-0	0.0-0	0	1	0	0	0
Alabama	0	0	0	0.0-0	0.0-0	0	0	0	0	1
Auburn	0	0	0	0.0-0	0.0-0	0	0	0	0	0
Vanderbilt	0	0	0	0.0-0	0.0-0	0	0	0	0	0
Texas A&M										
Mississippi State										
Oklahoma										
Arkansas										

Year	G/GS	Solo	Ast	Total	TFL	SACK	INT	PBU	FF	FR	QBH
2025	7/0	1	6	7	0.0-0	0.0-0	1	1	0	0	1
Total	7/0	1	6	7	0.0-0	0.0-0	1	1	0	0	1

NOTE: Returned an interception for a touchdown 83 yards in his collegiate debut vs. Central Arkansas on August 28, 2025.



26 SHAMAR McNEIL

CB

Redshirt Sophomore | Lauderhill, Fla. | American Heritage HS

Year-By-Year

Opponent	Solo	Ast	Total	TFL	SACK	INT	PBU	FF	FR	QBH
2024										
Murray State	0	0	0	0.0-0	0.0-0	0	0	0	0	0
Buffalo	-	-	-	-	-	-	-	-	-	-
Boston College	-	-	-	-	-	-	-	-	-	-
Vanderbilt	-	-	-	-	-	-	-	-	-	-
Texas A&M	0	0	0	0.0-0	0.0-0	0	0	0	0	0
Massachusetts	1	0	1	0.0-0	0.0-0	0	0	0	1	0
Auburn	-	-	-	-	-	-	-	-	-	-
Alabama	1	0	1	0.0-0	0.0-0	0	0	0	0	0
Oklahoma	0	0	0	0.0-0	0.0-0	0	0	0	0	0
South Carolina	-	-	-	-	-	-	-	-	-	-
Mississippi State	-	-	-	-	-	-	-	-	-	-
Arkansas	-	-	-	-	-	-	-	-	-	-
Iowa	-	-	-	-	-	-	-	-	-	-

Opponent	Solo	Ast	Total	TFL	SACK	INT	PBU	FF	FR	QBH
2025										
Central Arkansas	1	0	1	0.0-0	0.0-0	0	1	0	0	0
Kansas	-	-	-	-	-	-	-	-	-	-
Louisiana	-	-	-	-	-	-	-	-	-	-
South Carolina	-	-	-	-	-	-	-	-	-	-
Massachusetts	0	0	0	0.0-0	0.0-0	0	0	0	0	0
Alabama	-	-	-	-	-	-	-	-	-	-
Auburn	-	-	-	-	-	-	-	-	-	-
Vanderbilt	-	-	-	-	-	-	-	-	-	-
Texas A&M	-	-	-	-	-	-	-	-	-	-
Mississippi State										
Oklahoma										
Arkansas										

NOTE: Played one game in 2023 against Arkansas



88 ROBERT MEYER

K

Freshman | Colfax, Calif. | Colfax HS

Year-By-Year

Opponent	FG-A	Made	Missed	Blk	PAT-A	Pts
2025						
Central Arkansas	0-0	-	-	-	4-4	4
Kansas	2-2	25, 20	-	-	4-5	10
Louisiana	1-2	22	41	-	7-7	10
South Carolina	3-3	23, 22, 40	-	-	0-1	9
Massachusetts	0-0	-	-	-	6-6	6
Alabama	1-1	35	-	-	3-3	6
Auburn	1-2	24	38	-	2-2	5
Vanderbilt	1-2	39	29	-	1-1	4
Texas A&M	0-0	-	-	-	2-2	2
Mississippi State						
Oklahoma						
Arkansas						



12 DREY NORWOOD

CB

Redshirt Senior | Fort Smith, Ark. (Texas A&M)

Year-By-Year

2022	Opponent	Solo	Ast	Total	TFL	SACK	INT	PBU	FF	FR	QBH
Louisiana Tech	0	0	0	0.0-0	0.0-0	0	0	0	0	0	0
Kansas State	1	0	1	0.0-0	0.0-0	0	0	0	0	0	0
Abilene Christian	0	0	0	0.0-0	0.0-0	0	1	0	0	0	0
Auburn	1	0	1	0.0-0	0.0-0	0	0	0	0	0	0
Georgia	2	0	2	0.0-0	0.0-0	0	0	0	0	0	0
Florida ¹	1	2	3	0.0-0	0.0-0	0	1	0	0	0	0
Vanderbilt	0	1	1	0.0-0	0.0-0	0	1	0	0	0	0
South Carolina	0	0	0	0.0-0	0.0-0	1	1	0	0	0	0
Kentucky	0	0	0	0.0-0	0.0-0	0	0	0	0	0	0
Tennessee	0	0	0	0.0-0	0.0-0	0	0	0	0	0	0
New Mexico State	4	0	4	1.0-7	1.0-7	0	0	0	0	0	0
Arkansas	1	0	1	0.0-0	0.0-0	0	0	0	1	0	0
Wake Forest	1	0	1	0.0-0	0.0-0	0	0	0	0	0	0

2023	Opponent	Solo	Ast	Total	TFL	SACK	INT	PBU	FF	FR	QBH
South Dakota	1	0	1	0.0-0	0.0-0	0	0	0	0	0	0
Middle Tennessee	2	1	3	0.0-0	0.0-0	0	0	0	0	0	0
Kansas State	0	0	0	0.0-0	0.0-0	0	0	0	0	0	0
Memphis²	0	0	0	0.0-0	0.0-0	2	0	0	0	0	0
Vanderbilt	-DNP-										
LSU	1	3	4	0.0-0	0.0-0	0	0	0	0	0	0
Kentucky ³	1	2	3	0.0-0	0.0-0	0	0	0	1	0	0
South Carolina ⁴	1	0	1	0.0-0	0.0-0	0	0	0	0	0	0
Georgia	1	0	1	0.0-0	0.0-0	0	0	0	0	0	0
Tennessee	1	1	2	0.0-0	0.0-0	0	0	0	0	0	0
Florida	1	0	1	0.0-0	0.0-0	0	0	0	0	0	0
Arkansas ⁵	1	0	1	0.0-0	0.0-0	0	1	0	0	0	0
Ohio State ⁶	2	1	3	0.0-0	0.0-0	0	0	0	0	0	0

2024	Opponent	Solo	Ast	Total	TFL	SACK	INT	PBU	FF	FR	QBH
Murray State ⁷	0	0	0	0.0-0	0.0-0	0	0	0	0	0	0
Buffalo ⁸	1	0	1	0.0-0	0.0-0	0	0	0	0	0	0
Boston College⁹	1	1	2	1.0-1	0.0-0	1	0	0	0	0	0
Vanderbilt ¹⁰	1	2	3	0.0-0	0.0-0	0	0	0	0	0	0
Texas A&M¹¹	6	2	8	0.0-0	0.0-0	0	0	0	0	0	0
Massachusetts ¹²	0	3	3	0.0-0	0.0-0	0	1	0	0	0	0
Auburn ¹³	1	1	2	0.0-0	0.0-0	0	1	0	0	0	0
Alabama ¹⁴	1	0	1	0.0-0	0.0-0	0	0	0	0	0	0
Oklahoma ¹⁵	0	0	0	0.0-0	0.0-0	0	0	0	0	0	0
South Carolina ¹⁶	1	1	2	0.0-0	0.0-0	1	0	0	0	0	0
Mississippi State ¹⁷	0	2	2	0.0-0	0.0-0	0	0	0	0	0	0
Arkansas¹⁸	6	2	8	0.0-0	0.0-0	0	1	0	0	0	0
Iowa ¹⁹	2	0	2	0.0-0	0.0-0	0	0	0	0	0	0

2025	Opponent	Solo	Ast	Total	TFL	SACK	INT	PBU	FF	FR	QBH
Central Arkansas ²⁰	0	0	0	0.0-0	0.0-0	0	1	0	0	0	0
Kansas ²¹	3	1	4	0.0-0	0.0-0	0	1	0	0	0	0
Louisiana²²	1	1	2	1.0-1	0.0-0	0	2	0	0	0	0
South Carolina ²³	1	1	2	0.5-1	0.0-0	0	0	0	0	0	0
Massachusetts	0	0	0	0.0-0	0.0-0	0	0	0	0	0	0
Alabama	3	0	3	0.0-0	0.0-0	0	0	0	0	0	0
Auburn ²⁴	3	0	3	0.0-0	0.0-0	0	0	0	0	0	0
Vanderbilt ²⁵	1	0	1	0.0-0	0.0-0	0	0	0	0	0	0
Texas A&M²⁶	1	1	2	0.0-0	0.0-0	0	0	0	0	0	0
Mississippi State											
Oklahoma											
Arkansas											

Year	G/GS	Solo	Ast	Total	TFL	SACK	INT	PBU	FF	FR	QBH
2021 ⁸	3/0	0	0	0	0.0-0	0.0-0	0	0	0	0	0
2022	13/1	11	3	14	1.0-7	1.0-7	1	4	0	1	0
2023	12/5	12	8	20	0.0-0	0.0-0	0	3	0	1	0
2024	13/13	20	14	34	1.0-1	0.0-0	2	3	0	0	0
2025	9/7	13	4	17	1.5-2	0.0-0	0	4	0	0	0
Total	50/26	56	29	85	3.5-10	1.0-7	3	14	0	2	0

NOTE: Played the 2021 season at Texas A&M; saw action against Kent State, Prairie View A&M and LSU



1 DONOVAN OLUGBODE


WR

Freshman | Chicago, Ill. | IMG Academy [Fla.]

Year-By-Year

2025	Opponent	Rec	Yds	Lg	TD	Rush	Yds	Lg	TD
Central Arkansas	4	37	10	0	0	0	0	0	0
Kansas	3	29	14	0	0	0	0	0	0
Louisiana	0	0	0	0	0	0	0	0	0
South Carolina	0	0	0	0	0	0	0	0	0
Massachusetts	1	12	12	0	0	0	0	0	0
Alabama	3	55	27	1	0	0	0	0	0
Auburn	5	69	27	0	0	0	0	0	0
Vanderbilt	1	11	11	0	0	0	0	0	0
Texas A&M¹	3	74	34	0	0	0	0	0	0
Mississippi State									
Oklahoma									
Arkansas									

Year	G/GS	Rec	Yards	Avg.	TD	Lg
2025	9/0	20	287	14.35	1	34
Total	9/0	20	287	14.35	1	34



3 MOSE PHILLIPS III

S

Junior | Nashville, Tenn. (Virginia Tech)

Year-By-Year

2023	Opponent	Solo	Ast	Total	TFL	SACK	INT	PBU	FF	FR	QBH
Old Dominion	1	1	2	0.0-0	0.0-0	0	0	0	0	0	0
Purdue	0	0	0	0.0-0	0.0-0	0	0	0	0	0	0
Rutgers	1	3	4	0.0-0	0.0-0	0	0	0	0	0	0
Marshall	5	0	5	0.0-0	0.0-0	0	0	0	0	0	0
Pittsburgh	1	1	2	0.0-0	0.0-0	0	0	0	0	0	0
Florida State ¹	0	2	2	0.0-0	0.0-0	0	0	0	0	0	0
Wake Forest	0	0	0	0.0-0	0.0-0	0	0	0	0	0	0
Syracuse	0	1	1	0.0-0	0.0-0	0	0	0	0	0	0
Louisville	1	0	1	0.0-0	0.0-0	0	0	0	0	0	0
Boston College	0	2	2	0.0-0	0.0-0	0	0	0	0	0	0
NC State	0	0	0	0.0-0	0.0-0	0	0	0	0	0	0
Virginia	1	0	1	0.0-0	0.0-0	0	0	0	0	0	0
Tulane ²	5	2	7	0.0-0	0.0-0	0	0	1	0	0	0

2024	Opponent	Solo	Ast	Total	TFL	SACK	INT	PBU	FF	FR	QBH
Vanderbilt ¹	2	5	7	0.5-2	0.0-0	0	0	0	0	0	0
Marshall⁴	4	1	5	1.0-2	1.0-2	0	2	0	0	0	0
Old Dominion ⁵	3	3	6	0.0-0	0.0-0	0	0	0	0	0	0
Rutgers⁶	3	8	11	0.5-1	0.0-0	0	0	0	0	0	0
Miami	3	2	5	0.0-0	0.0-0	1	0	0	0	0	0
Stanford ⁷	3	1	4	1.0-1	0.0-0	0	0	1	0	0	0
Boston College ⁸	2	0	2	0.0-0	0.0-0	0	0	0	0	0	0
Georgia Tech ⁹	2	3	5	0.0-0	0.0-0	0	0	0	0	0	0
Syracuse ¹⁰	4	2	6	0.5-0	0.0-0	0	0	0	0	0	0
Clemson ¹¹	6	3	9	0.0-0	0.0-0	0	1	0	0	0	0
Duke ¹²	0	2	2	0.0-0	0.0-0	0	0	0	0	0	0
Virginia ¹³	2	1	3	0.0-0	0.0-0	0	0	0	0	0	0
Minnesota	-DNP-										

2025	Opponent	Solo	Ast	Total	TFL	SACK	INT	PBU	FF	FR	QBH
Central Arkansas	0	0	0	0.0-0	0.0-0	0	0	0	0	0	0
Kansas	0	0	0	0.0-0	0.0-0	0	0	0	0	0	0
Louisiana	0	0	0	0.0-0	0.0-0	0	0	0	0	0	0
South Carolina	0	0	0	0.0-0	0.0-0	0	0	0	0	0	0
Massachusetts	0	1	1	0.5-1	0.0-0	0	0	0	0	0	0
Alabama	0	0	0	0.0-0	0.0-0	0	0	0	0	0	0
Auburn	0	0	0	0.0-0	0.0-0	0	0	0	0	0	0
Vanderbilt	-DNP-										
Texas A&M	2	0	2	0.0-0	0.0-0	0	0	1	0	0	0
Mississippi State											
Oklahoma											
Arkansas											

Year	G/GS	Solo	Ast	Total	TFL	SACK	INT	PBU	FF	FR	QBH
2023 ⁸	13/2	15	12	27	0.0-0	0.0-0	0	0	1	0	0
2024 ⁸	12/11	34	31	65	3.5-6	1.0-2	1	3	1	0	0
2025	8/0	2	1	3	0.5-1	0.0-0	0	0	1	0	0
Total	33/13	51	44	95	4.0-7	1.0-2	1	3	3	0	0

NOTE: Played the 2023 and 2024 seasons at Virginia Tech

2025 MISSOURI FOOTBALL



9 **BEAU PRIBULA**

QB

Graduate Student | York, Pa. (Penn State)

Year-By-Year

Opponent	C-A	Pct.	Yds	TD-INT	Lg	Rush	Yds	Lg	TD	
West Virginia	1-1	1.000	7	0-0	7	3	18	11	1	
Delaware	3-5	.600	22	1-0	10	8	46	18	1	
Illinois	0-3	.000	0	0-0	0	9	47	21	0	
Iowa	1-3	.333	16	0-0	16	8	55	18	0	
Northwestern	1-1	1.000	30	1-0	30	0	0	0	0	
Massachusetts	0-0	.000	0	0-0	0	6	59	31	1	
Ohio State	-DNP-									
Indiana	0-0	.000	0	0-0	0	1	3	3	0	
Maryland	1-4	.250	6	0-0	6	9	12	6	1	
Michigan	-DNP-									
Rutgers	1-1	1.000	9	0-0	9	8	71	39	1	
Michigan State	2-2	1.000	11	1-0	8	1	2	2	1	
Ole Miss	1-1	1.000	48	1-0	48	3	16	12	0	

Opponent	C-A	Pct.	Yds	TD-INT	Lg	Rush	Yds	Lg	TD	
West Virginia	1-1	1.000	19	1-0	19	3	25	12	0	
Bowling Green	0-0	.000	0	0-0	0	2	12	8	0	
Kent State	6-9	.667	83	1-1	19	5	45	14	1	
Illinois	0-0	.000	0	0-0	0	3	17	7	0	
UCLA	0-0	.000	0	0-0	0	2	6	5	0	
Southern California	0-0	.000	0	0-0	0	0	0	0	0	
Wisconsin	11-13	.846	98	1-0	23	6	28	9	0	
Ohio State	1-1	1.000	4	0-0	4	1	0	0	0	
Washington	0-0	.000	0	0-0	0	1	8	8	1	
Purdue	5-8	.625	58	1-0	24	5	56	49	1	
Minnesota	0-0	.000	0	0-0	0	1	4	4	0	
Maryland	2-3	.667	13	1-0	15	6	29	14	1	
Oregon	0-0	.000	0	0-0	0	3	12	18	0	
SMU	-DNP-									
Boise State	-DNP-									
Notre Dame	-DNP-									

Opponent	C-A	Pct.	Yds	TD-INT	Lg	Rush	Yds	Lg	TD	
Central Arkansas¹	23-28	.821	283	2-0	49	10	65	31	2	
Kansas²	30-39	.769	334	3-0	50	9	6	12	0	
Louisiana ³	15-22	.682	174	2-1	39	6	5	14	1	
South Carolina⁴	16-27	.593	171	1-1	25	9	72	17	0	
Massachusetts ⁵	26-29	.897	214	1-1	20	6	-27	4	0	
Alabama ⁶	16-28	.571	167	2-2	27	11	61	23	1	
Auburn ⁷	23-40	.575	252	0-2	27	16	28	26	1	
Vanderbilt ⁸	9-14	.643	68	0-0	21	4	10	4	0	
Texas A&M	-DNP-									
Mississippi State	-									
Oklahoma	-									
Arkansas	-									

Year	G/GS	Comp	Att	Pct.	Yards	TD	INT	Lg
2022 ⁸	0/0	0	0	.000	0	0	0	0
2023 ⁸	11/0	11	21	.524	149	4	0	48
2024 ⁸	13/0	26	35	.743	275	5	1	24
2025	8/8	158	227	.696	1,663	11	7	50
Total	32/8	195	283	.689	2,087	20	8	50

Year	G/GS	Rush	Yards	Avg.	TD	Lg
2022 ⁸	0/0	0	0	0.00	0	0
2023 ⁸	11/0	56	329	5.88	6	39
2024 ⁸	13/0	38	242	6.37	4	49
2025	8/8	71	220	3.09	5	31
Total	32/8	165	791	4.79	15	49

NOTE: Played the 2022, 2023 and 2024 seasons at Penn State



2 **TORIANO PRIDE JR.**

CB

Senior | St. Louis, Mo. (Clemson)

Year-By-Year

Opponent	Solo	Ast	Total	TFL	SACK	INT	PBU	FF	FR	QBH
Georgia Tech	0	0	0	0.0-0	0.0-0	0	0	0	0	0
Furman	2	1	3	0.0-0	0.0-0	0	0	0	0	0
Louisiana Tech	0	0	0	0.0-0	0.0-0	0	3	0	0	0
Wake Forest	2	2	4	0.0-0	0.0-0	0	0	0	0	0
NC State	5	0	5	0.0-0	0.0-0	1	0	0	0	0
Boston College ¹	0	0	0	0.0-0	0.0-0	0	0	0	0	0
Florida State	0	0	0	0.0-0	0.0-0	0	0	0	0	0
Syracuse	0	0	0	0.0-0	0.0-0	0	0	0	0	0
Notre Dame	0	0	0	0.0-0	0.0-0	0	0	0	0	0
Louisville	2	1	3	0.0-0	0.0-0	0	0	0	0	0
Miami	1	0	1	1.0-9	1.0-9	0	0	0	0	0
South Carolina	0	0	0	0.0-0	0.0-0	0	0	0	0	0
North Carolina	1	0	1	0.0-0	0.0-0	0	0	0	0	0
Tennessee	4	1	5	0.0-0	0.0-0	0	1	0	0	0

Opponent	Solo	Ast	Total	TFL	SACK	INT	PBU	FF	FR	QBH
Duke	0	0	0	0.0-0	0.0-0	0	0	0	0	0
Charleston So.	1	0	1	0.0-0	0.0-0	0	0	0	0	0
Florida Atlantic	5	0	5	0.0-0	0.0-0	0	1	0	0	0
Florida State	0	0	0	0.0-0	0.0-0	0	0	0	0	0
Syracuse	1	0	1	0.0-0	0.0-0	0	0	0	0	0
Wake Forest²	6	1	7	1.0-4	0.0-0	0	3	0	0	0
Miami	0	0	0	0.0-0	0.0-0	0	0	0	0	0
NC State	0	0	0	0.0-0	0.0-0	0	0	0	0	0
Notre Dame	0	0	0	0.0-0	0.0-0	0	0	0	0	0
Georgia Tech	0	0	0	0.0-0	0.0-0	0	0	0	0	0
North Carolina	0	0	0	0.0-0	0.0-0	0	0	0	0	0
South Carolina	0	0	0	0.0-0	0.0-0	0	0	0	0	0
Kentucky	-DNP-									

Opponent	Solo	Ast	Total	TFL	SACK	INT	PBU	FF	FR	QBH
Murray State³	0	0	0	0.0-0	0.0-0	1	0	0	0	0
Buffalo ⁴	0	0	0	0.0-0	0.0-0	0	0	0	0	0
Boston College ⁵	1	1	2	0.0-0	0.0-0	0	0	0	0	0
Vanderbilt ⁶	0	0	0	0.0-0	0.0-0	0	0	0	0	0
Texas A&M	4	0	4	0.0-0	0.0-0	0	1	0	0	0
Massachusetts	0	0	0	0.0-0	0.0-0	0	0	0	0	0
Auburn	1	0	1	0.0-0	0.0-0	0	0	0	1	0
Alabama	0	1	1	0.0-0	0.0-0	0	1	0	0	0
Oklahoma	1	2	3	0.0-0	0.0-0	0	0	0	0	0
South Carolina	1	0	1	0.0-0	0.0-0	0	0	0	0	0
Mississippi State	5	0	5	0.0-0	0.0-0	0	0	0	0	0
Arkansas ⁷	3	0	3	0.0-0	0.0-0	0	2	1	0	0
Iowa ⁸	1	1	2	0.0-0	0.0-0	1	0	0	0	0

Opponent	Solo	Ast	Total	TFL	SACK	INT	PBU	FF	FR	QBH
Central Arkansas ⁹	2	0	2	0.0-0	0.0-0	0	0	0	0	0
Kansas ¹⁰	0	1	1	0.0-0	0.0-0	0	0	0	0	0
Louisiana ¹¹	0	0	0	0.0-0	0.0-0	0	0	0	0	0
South Carolina ¹²	1	2	3	0.0-0	0.0-0	0	1	0	0	0
Massachusetts ¹³	0	0	0	0.0-0	0.0-0	0	0	0	0	0
Alabama ¹⁴	3	0	3	0.0-0	0.0-0	0	0	0	0	1
Auburn	3	0	3	0.0-0	0.0-0	1	0	0	0	0
Vanderbilt ¹⁵	0	0	0	0.0-0	0.0-0	0	1	0	0	0
Texas A&M ¹⁶	0	0	0	0.0-0	0.0-0	0	0	0	0	0
Mississippi State	-									
Oklahoma	-									
Arkansas	-									

Year	G/GS	Solo	Ast	Total	TFL	SACK	INT	PBU	FF	FR	QBH
2022 ⁸	14/1	17	5	22	1.0-9	1.0-9	1	4	0	0	0
2023 ⁸	12/1	13	1	14	1.0-4	0.0-0	0	4	0	0	0
2024	13/6	17	5	22	0.0-0	0.0-0	2	4	1	1	0
2025	9/8	9	3	12	0.0-0	0.0-0	1	2	0	0	1
Total	48/16	56	14	70	2.0-13	1.0-9	4	14	1	1	1

NOTE: Played the 2022 and 2023 seasons at Clemson

NOTE: Recorded a safety against Miami, 2022

NOTE: Returned INT 25 yards for a TD against Murray State, 2024



20 JAMAL ROBERTS

RB

Redshirt Sophomore | St. Louis, Mo. | St. Mary's HS

Year-By-Year

Year	Opponent	Rush	Yds	Lg	TD	Rec	Yds	Lg	TD
2023	South Dakota		-DNP-						
	Middle Tennessee		-DNP-						
	Kansas State		-DNP-						
	Memphis		-DNP-						
	Vanderbilt		-DNP-						
	LSU		-DNP-						
	Kentucky	0	0	0	0	0	0	0	0
	South Carolina		-DNP-						
	Georgia		-DNP-						
	Tennessee		-DNP-						
	Florida		-DNP-						
	Arkansas	1	-1	0	0	0	0	0	0
	Ohio State		-DNP-						

Year	Opponent	Rush	Yds	Lg	TD	Rec	Yds	Lg	TD
2024	Murray State	3	8	4	1	0	0	0	0
	Buffalo	2	10	7	1	0	0	0	0
	Boston College	0	0	0	0	0	0	0	0
	Vanderbilt	0	0	0	0	0	0	0	0
	Texas A&M	0	0	0	0	1	4	4	0
	Massachusetts	3	7	3	0	0	0	0	0
	Auburn	5	20	5	1	0	0	0	0
	Alabama	17	71	12	0	1	10	10	0
	Oklahoma	13	54	8	0	1	-6	0	0
	South Carolina	0	0	0	0	1	1	1	0
	Mississippi State	5	29	14	0	0	0	0	0
	Arkansas	4	15	7	0	0	0	0	0
	Iowa	1	2	2	0	1	12	12	0

Year	Opponent	Rush	Yds	Lg	TD	Rec	Yds	Lg	TD
2025	Central Arkansas ¹	8	33	9	0	1	8	8	0
	Kansas	13	143	63	1	2	9	9	0
	Louisiana	8	46	17	0	1	39	39	1
	South Carolina	13	76	18	1	0	0	0	0
	Massachusetts	6	52	30	1	2	15	10	0
	Alabama	5	50	39	0	3	27	16	0
	Auburn ²	3	6	6	0	2	13	15	0
	Vanderbilt	10	22	8	0	1	2	2	0
	Texas A&M	17	110	18	1	1	1	1	0
	Mississippi State								
	Oklahoma								
	Arkansas								

Year	G/GS	Rush	Yards	Avg.	TD	Lg
2023	2/0	1	-1	-1.00	0	0
2024	13/0	53	216	4.08	3	14
2025	9/2	83	538	6.48	3	63
Total	24/2	137	753	5.50	6	63

Year	G/GS	Rec	Yards	Avg.	TD	Lg
2023	2/0	0	0	0.00	0	0
2024	13/0	5	21	4.20	0	12
2025	9/2	12	113	9.42	1	39
Total	24/2	17	134	7.88	1	39



20 NICHOLAS RODRIGUEZ

LB

Sophomore | Miami, Fla. | St. Thomas Aquinas HS

Year-By-Year

Year	Opponent	Solo	Ast	Total	TFL	SACK	INT	PBU	FF	FR	QBH
2024	Murray State	2	0	2	0.0-0	0.0-0	0	0	0	0	0
	Buffalo			-DNP-							
	Boston College			-DNP-							
	Vanderbilt	0	0	0	0.0-0	0.0-0	0	0	0	0	0
	Texas A&M	0	0	0	0.0-0	0.0-0	0	0	0	0	0
	Massachusetts	3	6	9	0.0-0	0.0-0	0	0	0	0	0
	Auburn	0	2	2	0.0-0	0.0-0	0	0	0	0	0
	Alabama	1	0	1	0.0-0	0.0-0	0	0	0	0	0
	Oklahoma	0	0	0	0.0-0	0.0-0	0	0	0	0	0
	South Carolina	0	0	0	0.0-0	0.0-0	0	0	0	0	0
	Mississippi State	0	0	0	0.0-0	0.0-0	0	0	0	0	0
	Arkansas	0	1	1	0.0-0	0.0-0	0	0	0	0	0
	Iowa	2	0	2	0.0-0	0.0-0	0	0	0	0	0

Year	Opponent	Solo	Ast	Total	TFL	SACK	INT	PBU	FF	FR	QBH
2025	Central Arkansas	2	2	4	1.5-2	0.0-0	0	0	0	0	0
	Kansas	2	2	4	0.0-0	0.0-0	0	0	0	0	0
	Louisiana	0	0	0	0.0-0	0.0-0	0	0	0	0	0
	South Carolina	4	1	5	1.0-3	1.0-3	0	2	0	0	0
	Massachusetts ¹	1	1	2	0.0-0	0.0-0	0	0	0	0	0
	Alabama	3	2	5	0.0-0	0.0-0	0	0	0	0	0
	Auburn	0	0	0	0.0-0	0.0-0	0	0	0	0	0
	Vanderbilt	1	2	3	0.5-1	0.5-1	0	0	0	0	0
	Texas A&M	1	5	6	0.5-2	0.0-0	0	0	0	0	0
	Mississippi State										
	Oklahoma										
	Arkansas										

Year	G/GS	Solo	Ast	Total	TFL	SACK	INT	PBU	FF	FR	QBH
2024	11/0	8	9	17	0.0-0	0.0-0	0	0	0	0	0
2025	9/1	14	15	29	3.5-8	1.5-4	0	2	0	0	0
Total	20/1	22	24	46	3.5-8	1.5-4	0	2	0	0	0



19 DARRIS SMITH

DE

Redshirt Junior | Baxley, Ga. (Georgia)

Year-By-Year

Year	Opponent	Solo	Ast	Total	TFL	SACK	INT	PBU	FF	FR	QBH
2022	Oregon	0	0	0	0.0-0	0.0-0	0	0	0	0	0
	Samford	0	0	0	0.0-0	0.0-0	0	0	0	0	0
	South Carolina	0	0	0	0.0-0	0.0-0	0	0	0	0	0
	Kent State	0	0	0	0.0-0	0.0-0	0	0	0	0	0
	Missouri			-DNP-							
	Auburn			-DNP-							
	Vanderbilt	0	1	1	0.0-0	0.0-0	0	0	0	0	0
	Florida	0	0	0	0.0-0	0.0-0	0	0	0	0	0
	Tennessee			-DNP-							
	Mississippi State			-DNP-							
	Kentucky	0	0	0	0.0-0	0.0-0	0	0	0	0	0
	Georgia Tech	0	0	0	0.0-0	0.0-0	0	0	0	0	0
	LSU	0	0	0	0.0-0	0.0-0	0	0	0	0	0
	Ohio State	0	1	1	0.0-0	0.0-0	0	0	0	0	0
	TCU	1	0	1	0.0-0	0.0-0	0	0	0	0	0

Year	Opponent	Solo	Ast	Total	TFL	SACK	INT	PBU	FF	FR	QBH
2023	UT Martin	0	0	0	0.0-0	0.0-0	0	0	0	0	0
	Ball State	2	0	2	0.0-0	0.0-0	0	1	0	0	0
	South Carolina	0	0	0	0.0-0	0.0-0	0	0	0	0	0
	UAB	1	0	1	1.0-2	0.0-0	0	0	0	0	0
	Auburn	0	0	0	0.0-0	0.0-0	0	0	0	0	0
	Kentucky			-DNP-							
	Vanderbilt			-DNP-							
	Florida			-DNP-							
	Missouri			-DNP-							
	Ole Miss			-DNP-							
	Tennessee			-DNP-							
	Georgia Tech			-DNP-							
	Alabama			-DNP-							
	Florida State			-DNP-							

2025 MISSOURI FOOTBALL

2025

Opponent	Solo	Ast	Total	TFL	SACK	INT	PBU	FF	FR	QBH
Central Arkansas	0	2	2	0.0-0	0.0-0	0	0	0	0	0
Kansas	1	0	1	0.0-0	0.0-0	0	0	0	0	2
Louisiana	0	0	0	0.0-0	0.0-0	0	0	0	0	1
South Carolina	0	1	1	0.0-0	0.0-0	0	0	0	0	2
Massachusetts	1	1	2	1.0-15	1.0-15	0	0	0	0	1
Alabama	1	0	1	0.0-0	0.0-0	0	0	0	0	2
Auburn	0	0	0	0.0-0	0.0-0	0	0	0	0	0
Vanderbilt ¹	0	0	0	0.0-0	0.0-0	0	0	0	0	1
Texas A&M	2	0	2	1.0-4	1.0-4	0	1	0	0	1
Mississippi State										
Oklahoma										
Arkansas										

Year	G/GS	Solo	Ast	Total	TFL	SACK	INT	PBU	FF	FR	QBH
2022 ⁶	11/0	1	2	3	0.0-0	0.0-0	0	0	0	0	0
2023 ⁸	5/0	3	0	3	1.0-2	0.0-0	0	1	0	0	0
2024	0/0	0	0	0	0.0-0	0.0-0	0	0	0	0	0
2025	9/1	5	4	9	2.0-19	2.0-19	0	1	0	0	10
Total	31/1	9	6	15	3.0-21	2.0-19	0	2	0	0	10

NOTE: Played the 2022 and 2023 seasons at Georgia
NOTE: Missed the entire 2024 season due to injury



40 JOSIAH TROTTER

LB

Redshirt Sophomore | Philadelphia, Pa. (West Virginia)

Year-By-Year

Opponent	Solo	Ast	Total	TFL	SACK	INT	PBU	FF	FR	QBH
Oklahoma State⁵	1	4	5	0.0-0	0.0-0	1	1	0	0	0
Iowa State⁵	6	6	12	0.0-0	0.0-0	0	0	0	0	1
Kansas State ⁷	4	4	8	1.0-1	0.0-0	0	0	0	0	1
Arizona ⁸	1	3	4	0.0-0	0.0-0	0	0	0	0	1
Cincinnati⁹	3	9	12	1.5-2	0.0-0	0	0	0	0	0
Baylor	1	8	9	0.0-0	0.0-0	0	0	0	0	0
UCF ¹⁰	3	3	6	0.0-0	0.0-0	0	0	0	0	0
Texas Tech ¹¹	3	5	8	0.0-0	0.0-0	0	0	0	0	1
Memphis										

Opponent	Solo	Ast	Total	TFL	SACK	INT	PBU	FF	FR	QBH
Central Arkansas¹²	5	3	8	1.0-2	0.0-0	0	0	0	0	0
Kansas¹³	2	3	5	2.0-7	0.0-0	0	0	0	0	0
Louisiana¹⁴	2	0	2	2.0-2	0.0-0	0	0	0	0	0
South Carolina¹⁵	5	6	11	1.0-1	0.0-0	0	0	0	0	2
Massachusetts ¹⁶	0	2	2	0.0-0	0.0-0	0	0	0	0	0
Alabama¹⁷	3	5	8	0.0-0	0.0-0	0	0	0	0	2
Auburn ¹⁸	7	1	8	2.0-9	1.0-3	0	0	0	0	1
Vanderbilt ¹⁹	3	6	9	0.0-0	0.0-0	0	0	0	0	0
Texas A&M ²⁰	3	3	6	0.5-1	0.0-0	0	1	0	0	1
Mississippi State										
Oklahoma										
Arkansas										

Year	G/GS	Solo	Ast	Total	TFL	SACK	INT	PBU	FF	FR	QBH
2023 ⁸	0/0										
2024 ⁶	12/11	36	56	92	4.0-9	0.5-4	1	2	0	0	5
2025	9/9	30	29	59	8.5-22	1.0-3	0	1	0	0	6
Total	21/20	66	85	151	12.5-31	1.5-7	1	3	0	0	11

NOTE: Played the 2023 and 2024 seasons at West Virginia
NOTE: Missed the entire 2023 season due to injury



10 STERLING WEBB

DT

Senior | St. Louis, Mo. (New Mexico State)

Year-By-Year

Opponent	Solo	Ast	Total	TFL	SACK	INT	PBU	FF	FR	QBH
Florida International⁸	3	0	3	2.0-4	1.0-3	0	0	0	0	1
New Mexico⁴	0	0	0	0.0-0	0.0-0	0	0	0	0	1
San Jose State										
Massachusetts ⁵	0	2	2	0.0-0	0.0-0	0	0	0	0	0
Lamar	1	1	2	0.0-0	0.0-0	0	0	1	0	0
Missouri	3	1	4	0.0-0	0.0-0	0	0	1	0	0
Liberty ⁶	1	1	2	0.0-0	0.0-0	0	0	0	0	0
Valparaiso ⁷	1	0	1	0.0-0	0.0-0	0	0	0	0	0
Bowling Green										

Opponent	Solo	Ast	Total	TFL	SACK	INT	PBU	FF	FR	QBH
Massachusetts⁹	1	1	2	0.0-0	0.0-0	0	0	0	0	0
Western Illinois⁹	0	1	1	0.0-0	0.0-0	0	0	0	0	0
Liberty										
New Mexico¹⁰	0	0	0	0.0-0	0.0-0	0	0	0	0	0
Hawaii ¹¹	0	0	0	0.0-0	0.0-0	0	0	0	0	0
Florida International¹²	1	2	3	1.5-8	1.0-7	0	0	0	0	0
Sam Houston	1	1	2	0.5-1	0.0-0	0	0	0	0	0
UTEP	1	3	4	1.0-10	1.0-10	0	0	0	0	1
Louisiana Tech	1	3	4	0.5-1	0.5-1	0	0	0	0	0
Middle Tennessee	1	4	5	1.0-4	1.0-4	0	0	0	0	0
Western Kentucky	2	1	3	0.0-0	0.0-0	0	0	0	0	0
Auburn	2	0	2	1.0-10	1.0-10	0	0	0	0	0
Jacksonville State ¹³	0	0	0	0.0-0	0.0-0	0	0	0	0	0
Liberty ¹⁴	0	2	2	0.0-0	0.0-0	0	0	0	0	0
Fresno State ¹⁵	0	2	2	0.5-2	0.0-0	0	0	0	0	0

Opponent	Solo	Ast	Total	TFL	SACK	INT	PBU	FF	FR	QBH
Murray State	1	1	2	0.0-0	0.0-0	0	0	0	0	0
Buffalo	0	1	1	0.0-0	0.0-0	0	0	0	0	0
Boston College	0	1	1	0.0-0	0.0-0	0	0	0	0	0
Vanderbilt	1	0	1	0.0-0	0.0-0	0	0	0	0	0
Texas A&M	0	1	1	0.0-0	0.0-0	0	0	0	0	0
Massachusetts	0	1	1	0.0-0	0.0-0	0	0	0	0	1
Auburn	0	2	2	0.0-0	0.0-0	0	0	0	0	0
Alabama	3	0	3	1.0-2	0.0-0	0	0	0	0	0
Oklahoma ¹⁶	0	2	2	0.0-0	0.0-0	0	0	0	0	0
South Carolina ¹⁷	0	1	1	0.0-0	0.0-0	0	0	0	0	0
Mississippi State ¹⁸	0	1	1	0.0-0	0.0-0	0	0	0	0	0
Arkansas	0	0	0	0.0-0	0.0-0	0	0	0	1	0
Iowa	1	1	2	0.0-0	0.0-0	0	0	0	0	0

Opponent	Solo	Ast	Total	TFL	SACK	INT	PBU	FF	FR	QBH
Central Arkansas										
Kansas	0	0	0	0.0-0	0.0-0	0	0	0	0	0
Louisiana	0	1	1	0.0-0	0.0-0	0	0	0	0	0
South Carolina	1	1	2	1.0-18	1.0-18	0	0	0	0	0
Massachusetts ¹⁸	0	0	0	0.0-0	0.0-0	0	0	0	0	0
Alabama ¹⁹	3	2	5	0.5-3	0.0-0	0	0	0	0	0
Auburn ²⁰	4	0	4	1.0-6	1.0-6	0	0	0	0	1
Vanderbilt	1	1	2	1.0-5	1.0-5	0	0	0	0	0
Texas A&M ²¹	0	1	1	0.0-0	0.0-0	0	0	0	0	1
Mississippi State										
Oklahoma										
Arkansas										

Year	G/GS	Solo	Ast	Total	TFL	SACK	INT	PBU	FF	FR	QBH
2022 ⁶	11/7	9	8	17	2.5-9	1.5-8	0	0	2	0	4
2023 ⁸	14/8	10	20	30	6.0-36	4.5-32	0	0	0	0	1
2024	13/3	6	12	18	1.0-2	0.0-0	0	0	0	1	1
2025	8/4	9	6	15	3.5-32	3.0-29	0	0	0	0	2
Total	46/22	34	46	80	13.0-79	9.0-69	0	0	2	1	8

NOTE: Played the 2022 and 2023 seasons at New Mexico State
NOTE: Nlocked PAT against UMass, 2025



45 CONNOR WEELMAN

P

Graduate Student | Atlanta, Ga. (Stanford)

Year-By-Year

Opponent	Punts	Yards	Avg.	Lg	Blk	TB	50+	FC	I20
Hawaii	3	153	51.00	52	0	2	3	0	0
Southern California	5	248	49.60	59	0	1	3	0	1
Sacramento State	2	80	40.00	46	0	0	0	2	0
Arizona	2	69	34.50	44	0	0	0	0	0
Oregon	3	117	39.00	42	0	0	0	1	0
Colorado	2	66	33.00	43	0	0	0	0	0
UCLA	4	181	45.25	57	0	0	1	2	2
Washington	1	14	14.00	14	0	0	0	0	0
Washington State	0	0	0.00	0	0	0	0	0	0
Oregon State	0	0	0.00	0	0	0	0	0	0
California	0	0	0.00	0	0	0	0	0	0
Notre Dame	0	0	0.00	0	0	0	0	0	0

Opponent	Punts	Yards	Avg.	Lg	Blk	TB	50+	FC	I20
Central Arkansas	1	48	48.00	48	0	0	0	1	1
Kansas	2	100	50.00	52	0	0	1	1	1
Louisiana	1	45	45.00	45	0	0	0	0	1
South Carolina	3	145	43.33	56	0	1	2	0	1
Massachusetts	4	170	42.50	53	0	0	1	2	2
Alabama	4	138	34.50	37	0	0	0	2	0
Auburn	5	230	46.00	52	0	2	2	1	1
Vanderbilt	4	172	43.00	52	0	0	1	1	3
Texas A&M	5	188	37.60	52	0	0	1	3	2
Mississippi State									
Oklahoma									
Arkansas									

Year	G/GS	Punt	Yds	Avg	Lg	Blk	TB	50+	FC	I20
2021*	1/0	0	0	0.00	0	0	0	0	0	0
2022*	0/0	0	0	0.00	0	0	0	0	0	0
2023*	12/0	22	928	42.18	59	0	3	7	5	3
2024*	12/0	0	0	0.00	0	0	0	0	0	0
2025	9/0	29	1,236	42.62	56	0	3	8	11	12
Total	34/0	51	2,164	42.43	59	0	6	15	16	15

NOTE: Played the 2021, 2022, 2023 and 2023 seasons at Stanford
 NOTE: Played one game in 2021 against Arizona State
 NOTE: Played in all 12 games in 2024 as Stanford's primary holder



94 SAM WILLIAMS

DT

Redshirt Sophomore | Hogansville, Ga. | Callaway HS

Year-By-Year

Opponent	Solo	Ast	Total	TFL	SACK	INT	PBU	FF	FR	QBH
Murray State	0	0	0	0.0-0	0.0-0	0	0	0	0	0
Buffalo	0	0	0	0.0-0	0.0-0	0	0	0	0	0
Boston College	0	1	1	0.0-0	0.0-0	0	0	0	0	0
Vanderbilt	-DNP-									
Texas A&M	0	1	1	0.0-0	0.0-0	0	0	0	0	0
Massachusetts	0	0	0	0.0-0	0.0-0	0	0	0	0	0
Auburn	-DNP-									
Alabama	0	0	0	0.0-0	0.0-0	0	0	0	0	0
Oklahoma	-DNP-									
South Carolina	-DNP-									
Mississippi State	-DNP-									
Arkansas	-DNP-									
Iowa	-DNP-									

Opponent	Solo	Ast	Total	TFL	SACK	INT	PBU	FF	FR	QBH
Central Arkansas	-DNP-									
Kansas	-DNP-									
Louisiana	1	0	1	0.0-0	0.0-0	0	0	0	0	0
South Carolina	-DNP-									
Massachusetts	0	0	0	0.0-0	0.0-0	0	0	0	0	0
Alabama	-DNP-									
Auburn	-DNP-									
Vanderbilt	-DNP-									
Texas A&M	-DNP-									
Mississippi State	-DNP-									
Oklahoma	-DNP-									
Arkansas	-DNP-									

Year	G/GS	Solo	Ast	Total	TFL	SACK	INT	PBU	FF	FR	QBH
2024	6/0	0	2	2	0.0-0	0.0-0	0	0	0	0	0
2025	2/0	1	0	1	0.0-0	0.0-0	0	0	0	0	0
Total	8/0	0	2	2	0.0-0	0.0-0	0	0	0	0	0



8 DAMON WILSON II

DE

Junior | Venice, Fla. (Georgia)

Year-By-Year

Opponent	Solo	Ast	Total	TFL	SACK	INT	PBU	FF	FR	QBH
UT Martin	1	1	2	0.0-0	0.0-0	0	0	0	0	0
Ball State	0	0	0	0.0-0	0.0-0	0	0	0	0	0
South Carolina	0	0	0	0.0-0	0.0-0	0	0	0	0	0
UAB	0	0	0	0.0-0	0.0-0	0	0	0	0	0
Auburn	-DNP-									
Kentucky	0	0	0	0.0-0	0.0-0	0	0	0	0	0
Vanderbilt	0	0	0	0.0-0	0.0-0	0	0	0	0	0
Florida	0	1	1	0.5-3	0.5-3	0	0	0	0	0
Missouri	0	0	0	0.0-0	0.0-0	0	0	0	0	0
Ole Miss	0	1	1	0.0-0	0.0-0	0	0	0	0	0
Tennessee	0	0	0	0.0-0	0.0-0	0	0	0	0	0
Georgia Tech	0	0	0	0.0-0	0.0-0	0	0	0	0	0
Alabama	0	0	0	0.0-0	0.0-0	0	0	0	0	0
Florida State	-DNP-									

Opponent	Solo	Ast	Total	TFL	SACK	INT	PBU	FF	FR	QBH
Clemson	0	0	0	0.0-0	0.0-0	0	0	0	0	0
Tennessee Tech	1	0	1	0.0-0	0.0-0	0	0	0	0	0
Kentucky¹	0	4	4	0.5-0	0.0-0	0	0	0	1	0
Alabama	0	0	0	0.0-0	0.0-0	0	0	0	0	0
Auburn	1	2	3	0.0-0	0.0-0	0	0	0	0	0
Mississippi State ²	2	0	2	1.0-2	0.0-0	0	0	0	0	0
Texas	1	0	1	1.0-11	1.0-11	0	0	1	1	0
Florida	1	2	3	1.0-3	0.0-0	0	0	0	0	1
Ole Miss	1	1	2	0.0-0	0.0-0	0	0	0	0	1
Tennessee	1	0	1	1.0-3	1.0-3	0	0	1	0	0
Massachusetts	1	0	1	0.0-0	0.0-0	0	0	0	0	0
Georgia Tech	1	0	1	0.0-0	0.0-0	0	0	0	0	0
Texas	1	0	1	1.0-6	1.0-6	0	0	0	0	1
Notre Dame	2	0	2	0.0-0	0.0-0	0	0	0	0	1

Opponent	Solo	Ast	Total	TFL	SACK	INT	PBU	FF	FR	QBH
Central Arkansas³	2	0	2	2.0-15	2.0-15	0	0	0	0	0
Kansas ⁴	0	0	0	0.0-0	0.0-0	0	0	0	0	2
Louisiana⁵	1	3	4	1.0-7	1.0-7	0	0	0	0	0
South Carolina ⁶	0	1	1	0.5-5	0.5-5	0	0	0	0	0
Massachusetts⁷	0	1	1	0.0-0	0.0-0	0	0	0	0	3
Alabama⁸	2	1	3	2.0-16	2.0-16	0	0	0	1	2
Auburn ⁹	1	0	1	0.0-0	0.0-0	0	0	0	0	0
Vanderbilt	0	1	1	0.5-0	0.5-0	1	0	0	0	2
Texas A&M ¹⁰	0	1	1	0.0-0	0.0-0	0	0	0	0	1
Mississippi State										
Oklahoma										
Arkansas										

NOTE: Played the 2023 and 2024 seasons at Georgia

Year	G/GS	Solo	Ast	Total	TFL	SACK	INT	PBU	FF	FR	QBH
2023*	12/0	1	3	4	0.5-3	0.5-3	0	0	0	0	0
2024*	14/2	13	9	22	5.5-25	3.0-20	0	0	2	2	4
2025	9/8	6	8	14	6.0-43	6.0-43	1	0	0	1	10
Total	35/10	20	20	40	12.0-71	9.5-66	1	0	2	3	14

2025 MISSOURI FOOTBALL



9 ZION YOUNG

DE

Senior | Atlanta, Ga. (Michigan State)

Year-By-Year

2022	Opponent	Solo	Ast	Total	TFL	SACK	INT	PBU	FF	FR	QBH
Western Michigan	0	0	0	0.0-0	0.0-0	0	0	0	0	0	0
Akron	2	0	2	1.0-7	1.0-7	0	0	0	0	0	0
Washington	2	0	2	0.0-0	0.0-0	0	0	0	0	0	0
Minnesota	0	0	0	0.0-0	0.0-0	0	0	0	0	0	0
Maryland	0	2	2	0.5-2	0.0-0	0	0	0	0	0	0
Ohio State	1	2	3	0.0-0	0.0-0	0	0	0	0	0	0
Wisconsin ¹	0	5	5	0.5-1	0.0-0	0	0	0	0	0	0
Michigan²	3	4	7	0.0-0	0.0-0	0	0	0	0	0	0
Illinois	-DNP-										
Rutgers	-DNP-										
Indiana	-DNP-										
Penn State	-DNP-										

2023	Opponent	Solo	Ast	Total	TFL	SACK	INT	PBU	FF	FR	QBH
Central Michigan ³	1	3	4	1.0-9	0.0-0	0	0	0	0	0	0
Richmond⁴	1	4	5	2.0-6	1.5-5	0	0	0	0	0	0
Washington ⁵	1	1	2	0.0-0	0.0-0	0	0	0	0	0	1
Maryland	1	4	5	0.5-2	0.0-0	0	0	0	0	0	3
Iowa ⁶	1	0	1	1.0-3	0.0-0	0	0	0	0	0	1
Rutgers	1	2	3	0.0-0	0.0-0	0	0	0	0	0	1
Michigan ⁷	0	2	2	0.0-0	0.0-0	0	0	0	0	0	0
Minnesota	2	0	2	0.0-0	0.0-0	0	0	0	0	0	0
Nebraska ⁸	0	1	1	0.0-0	0.0-0	0	0	0	0	0	0
Ohio State ⁹	0	0	0	0.0-0	0.0-0	0	0	0	0	0	0
Indiana ¹⁰	0	0	0	0.0-0	0.0-0	0	0	0	0	0	0
Penn State ¹¹	0	1	1	0.0-0	0.0-0	0	0	0	0	0	1

2024	Opponent	Solo	Ast	Total	TFL	SACK	INT	PBU	FF	FR	QBH
Murray State ¹²	0	0	0	0.0-0	0.0-0	0	0	0	0	0	1
Buffalo ¹³	1	3	4	0.0-0	0.0-0	0	0	0	0	0	1
Boston College ¹⁴	2	0	2	0.0-0	0.0-0	0	1	0	0	0	0
Vanderbilt¹⁵	1	6	7	1.0-5	0.0-0	0	0	0	0	0	0
Texas A&M ¹⁶	2	2	4	1.0-4	1.0-4	0	0	0	0	0	0
Massachusetts ¹⁷	0	3	3	0.0-0	0.0-0	0	0	0	0	0	0
Auburn¹⁸	2	4	6	2.0-8	1.0-5	0	0	0	0	0	0
Alabama ¹⁹	0	3	3	0.5-1	0.0-0	0	0	0	0	0	0
Oklahoma ²⁰	0	1	1	0.5-2	0.5-2	0	1	0	1	1	1
South Carolina ²¹	4	0	4	0.0-0	0.0-0	0	0	1	0	0	2
Mississippi State ²²	0	2	2	0.0-0	0.0-0	0	0	0	0	0	0
Arkansas ²³	0	3	3	0.5-0	0.0-0	0	1	0	0	0	0
Iowa ²⁴	2	1	3	0.0-0	0.0-0	0	0	0	0	0	0

2025	Opponent	Solo	Ast	Total	TFL	SACK	INT	PBU	FF	FR	QBH
Central Arkansas ²⁵	0	2	2	0.0-0	0.0-0	0	0	0	0	0	0
Kansas ²⁶	1	1	2	1.0-25	1.0-25	0	0	1	0	0	1
Louisiana²⁷	2	1	3	2.0-3	0.0-0	0	0	0	0	0	0
South Carolina²⁸	3	0	3	2.0-14	1.0-13	0	0	0	0	0	2
Massachusetts²⁹	1	2	3	0.0-0	0.0-0	0	0	0	0	0	3
Alabama ³⁰	2	3	5	1.0-5	1.0-5	0	1	1	0	0	1
Auburn ³¹	3	2	5	2.5-14	2.0-13	0	0	0	0	0	0
Vanderbilt ³²	1	1	2	0.0-0	0.0-0	0	0	0	0	0	1
Texas A&M ³³	1	2	3	1.5-5	0.0-0	0	0	0	0	0	0
Mississippi State											
Oklahoma											
Arkansas											

Year	G/GS	Solo	Ast	Total	TFL	SACK	INT	PBU	FF	FR	QBH
2022 ⁶	8/2	8	13	21	2.0-10	1.0-7	0	0	0	0	0
2023 ⁸	12/9	8	18	26	4.5-20	1.5-5	0	0	0	0	7
2024	13/13	14	28	42	5.5-20	2.5-11	0	3	1	1	5
2025	9/9	14	14	28	10.0-66	5.0-56	0	1	2	0	8
Total	42/33	43	73	117	22.0-116	10.0-79	0	4	3	1	20

NOTE: Played the 2022 and 2023 seasons at Michigan State
 NOTE: Returned fumble 17 yards for a TD against Oklahoma, 2024



5 MATT ZOLLERS

QB

Freshman | Royersford, Pa. | Spring-Ford HS

Year-By-Year

2025	Opponent	C-A	Pct.	Yds	TD-INT	Lg	Rush	Yds	Lg	TD
Central Arkansas	3-3	1.000	58	1-0	40	0	0	0	0	0
Kansas		-DNP-								
Louisiana	2-2	1.000	5	0-0	9	1	-4	-4	0	0
South Carolina		-DNP-								
Massachusetts	1-1	1.000	12	0-0	12	1	4	4	0	0
Alabama		-DNP-								
Auburn	0-0	-	0	0-0	0	0	0	0	0	0
Vanderbilt	14-23	.609	138	1-0	36	4	4	6	0	0
Texas A&M ¹	7-22	.318	77	0-0	34	3	-14	5	0	0
Mississippi State										
Oklahoma										
Arkansas										

Year	G/GS	Comp	Att	Pct.	Yards	TD	INT	Lg
2025	6/0	27	51	.529	290	2	0	40
Total	6/0	27	51	.529	290	2	0	40

Year	G/GS	Rush	Yards	Avg.	TD	Lg
2025	6/0	9	-10	-	0	6
Total	6/0	9	-10	-	0	6