



2024 MIZZOU FOOTBALL

MEDIA GUIDE



NOEL CARROLL

DOAK WALKER AWARD

WATCHLIST

The Doak Walker Award honors the top running back in college football in the United States.

JOHNSON MEMBOU

OUTLAND TROPHY

WATCHLIST

The Outland Trophy is awarded to the best college football interior lineman in the United States as adjudged by the Football Writers Association of America.

GRADY COOK

DAVEY O'BRIEN AWARD

WATCHLIST

The Davey O'Brien Award, officially the Davey O'Brien National Quarterback Award, named after Davey O'Brien, is presented annually to the collegiate American football player judged to be the best of all National Collegiate Athletic Association quarterbacks.

TOLLISON

RIMINGTON TROPHY

WATCHLIST

The Dave Rimington Trophy is awarded to the player considered to be the best center in college football.

GRADY COOK LUTHER BURDEN III

MAXWELL AWARD

WATCHLIST

The Maxwell Award is presented annually to the college football player judged by a panel of sportscasters, sportswriters, and National Collegiate Athletic Association head coaches and the membership of the Maxwell Football Club to be the best all-around in the United States.

NORFLEET

JOHN MACKAY AWARD

WATCHLIST

The John Mackay Award is presented annually to college football's most outstanding tight end. Established in 2005 by the Nassau County Soccer Commission, the award is given annually to the tight end who best exemplifies integrity, sportsmanship, academic, and community values of the Football Hall of Fame tight end John Mackay.

BURDEN

BILETNIKOFF AWARD

WATCHLIST

The Fred Biletnikoff Award is presented annually to the most outstanding receiver in American college football by the Tallahassee Quarterback Club Foundation, Inc.

WILLIAMS

WUERFFEL TROPHY

WATCHLIST

The Wuerffel Trophy is an award given annually to the college football player who best combines exemplary community service with athletic and academic achievement.

WALKER JR.

BEDNARZ AWARD

WATCHLIST

The Chuck Bednarz Award is presented annually to the defensive player of the year in college football as adjudged by the Maxwell Football Club in the United States.

TABLE OF CONTENTS / QUICK FACTS

QUICK FACTS

GENERAL

Location Columbia, Mo.
 Founded 1839
 Enrollment 31,121
 Nickname Tigers
 Colors Black & Gold
 Mascot Truman the Tiger
 Stadium Faurot Field/Memorial Stadium (1926)
 Capacity / All-Time Record ... 62,621 / 324-198-19
 Surface Artificial (AstroTurf, July, 2021)
 Affiliation NCAA FBS
 Conference Southeastern
 Chancellor Dr. Mun Y. Choi
 Director of Athletics Laird Veatch
 Faculty Athletic Rep Pamela Bruzina
 Official Website MUTigers.com

HISTORY

First Year of Football 1890
 Post NCAA action, overall record 704-588-52
 Pre NCAA action, overall record 711-590-52
 No. of Bowl Appearances (Record) 36 (16-20)
 Last Bowl Appearance Dec. 29, 2023 (Cotton)
 Result Defeated Ohio State, 14-3

TEAM INFORMATION

2023 Record 11-2
 SEC Record / Finish 6-2 / 2nd East
 Offense / Defense Multiple / Multiple
 Starters Returning (16) 8 (0) / 7 (0) / 1 (ST)
 Starters Lost (11) 3 (0) / 6 (0) / 2 (ST)

COACHING STAFF

Head Coach Eliah Drinkwitz
 Alma Mater Arkansas Tech, '04
 Record at MU (year) 28-21 (5th)
 Career record (year) 40-22 (6th)

Assistant Coaches Position

Kirby Moore Offensive Coordinator/QB
 Corey Batoon Defensive Coordinator
 Erik Link Special Teams Coordinator
 Al Pogue Assistant Head Coach/CB
 DJ Smith Co-Defensive Coordinator/LB
 Curtis Luper Assistant Coach/RB
 Al Davis Assistant Coach/DL
 Jacob Peeler Assistant Coach WR
 Brandon Jones Assistant Coach/OL
 Brian Early Assistant Coach/Edge
 Derham Cato Offensive Assistant/TE
 David Blackwell Defensive Assistant/DT
 Jake Yoro Defensive Assistant/S
 Chris Ball Defensive Assistant/LB
 Sean Gleeson Offensive Assistant/QB
 Jack Abercrombie Offensive Assistant/OL
 Andrew Belluomini Offensive Assistant
 Brendan Boylan Offensive Assistant
 Brandon Lewis Defensive Assistant
 Brian Hamilton Defensive Assistant
 Brock Olivo Special Teams Assistant
 Keyan Williams Graduate Asst./Offense
 Cooper Williams Graduate Asst./Offense
 Bo Els Graduate Asst./Defense
 Devin Coleman Graduate Asst./Defense

MIZZOU FOOTBALL



2024 MEDIA GUIDE

TABLE OF CONTENTS

SEASON PREVIEW

Table of Contents / Quick Facts 1
 Media Relations 2
 2024 Rosters 3-6

2024 TIGERS

Returning Player Profiles 8-38
 Newcomer Profiles 39-51
 Schedule Breakdown 52

2024 COACHING STAFF

Head Coach Eliah Drinkwitz 54-55
 Mizzou Coaching Staff 56-61
 2024 Opponent Breakdown 62

2024 OPPONENTS

Opponent Series Summaries 64
 SEC Series Histories 65-67
 Non-Conference Series Histories 68-78

2023 SEASON REVIEW

Awards and Honors 80
 Results and Team Statistics 81
 Individual Statistics 82-85
 Miscellaneous Statistics 86
 Weekly Honors 86
 Game-By-Game Statistics 87-90
 Game-By-Game Starts 91
 Career Starts 91
 Game-By-Game Participation 92
 Scoring Drives 93
 Game-By-Game Box Scores 94-98

RECORD BOOK

Year-By-Year History 100-101
 Coaching History 102-103
 Year-By-Year Conference Finishes 104
 Year-By-Year Points For/Against 105
 Memorial Stadium Attendance 106
 All-Time Coaching Records 107
 All-Time Assistant Coach History 107
 Year-By-Year Results 108-119
 All-Americans/Hall of Famers 120-124
 All-Conference/National Honors 125-128
 Academic Honors 129-131
 All-Star Game Participants 132-133
 NFL Draft History 134-137
 Tigers in the NFL 138-138
 Individual Records 139-147
 Team Records 148-151
 Opponent Records 151
 Offensive Records 152
 Passing Records 153-154
 Rushing Records 155
 Receiving Records 156
 Scoring Records 157
 Defensive Records 158
 Punting Records 159
 Interception Records 159
 All-Purpose Yardage Records 159
 Year-By-Year Statistical Leaders 160-164
 Year-By-Year Team Statistics 165-166
 Bowl History 167-168

2024 SCHEDULE

DAY	DATE	OPPONENT
Thursday	Aug. 29	MURRAY STATE
Saturday	Sept. 7	BUFFALO
Saturday	Sept. 14	BOSTON COLLEGE
Saturday	Sept. 21	VANDERBILT *
Saturday	Oct. 5	@ Texas A&M *
Saturday	Oct. 12	@ UMass
Saturday	Oct. 19	AUBURN *
Saturday	Oct. 26	@ Alabama *
Saturday	Nov. 9	OKLAHOMA *
Saturday	Nov. 16	@ South Carolina *
Saturday	Nov. 23	@ Mississippi State *
Saturday	Nov. 30	ARKANSAS *

Home Games in **BOLD CAPS**; * - Southeastern Conference Game



MEDIA RELATIONS

The **University of Missouri Strategic Communications Office** is ready to assist you in to make the experience of covering MU Athletics productive and rewarding.

UNIVERSITY OF MISSOURI ATHLETICS
Mizzou Arena • Suite 200

One Champions Drive • Columbia, MO 65211-3110

STRATEGIC COMMUNICATIONS

Kat Castner..... *Director/Primary Contact*
TBD..... kcastner@missouri.edu

Eric Doennig *Associate Director/Secondary Contact*
(417) 430-6680 ericdoennig@missouri.edu

Jessica Crusan *Associate Director/Tertiary Contact*
(248) 982-4279 jmcnr9@missouri.edu

CREDENTIALS

Credentials issued by Mizzou Athletics are required to cover all regular-season events that take place on the University of Missouri campus, or an event in which Mizzou has been assigned to distribute credentials.

Credentials are provided to working members of the media to assist in the coverage of Mizzou Athletics events. Credentials do not imply any guarantee to access. Credentials are limited to single-event or single-season duration. Credentials are not transferable and are revocable and must be worn at all times within Memorial Stadium.

Loaning or transferring credentials to another person may result in immediate permanent revocation of media credentials and ejection from the event of the original holder and unauthorized holder of the credentials. Failure to adhere to the requirements of this policy may result in revocation of credentials for the representative and their outlet. All credentials are subject to space availability restrictions in working media areas at various facilities. Media credentials should be requested by Tuesday of game week via Sports Systems' online SEC portal [sportsystems.com/clients/seccredentials].

To make specific arrangements for credential pick-up, please contact Jessica Crusan. Photographers and videographers are required to wear disposable vests while on the field. Vests are distributed via Media Will Call at Gate 5W starting three hours out and until kickoff.

MEDIA PARKING

Media parking is located at **Tiger Avenue Parking Structure (TAPS)**, at the corner of Tiger Avenue and Hospital Drive. The main entrance is on the east side of the building. All parking passes are digital and distributed via email. Parking requests are available through the same online request system for single-game and season credentials.

MEDIA WILL CALL

Game day media will call is located at Gate 5W, on the west side of Memorial Stadium. Home game credentials can typically be picked up on Fridays at the south entrance of Mizzou Arena. Contact Jessica Crusan to arrange for pickup prior to game days.

PRESS BOX

The **Memorial Stadium Press Box** is located on the sixth floor of the west side of the stadium. On game days, the facility opens to the working media three hours prior to kickoff. The space is accessible using the elevator at Gate 5W. Mizzou Athletics will provide a meal, drinks and snacks during the game. Complimentary Wi-Fi is provided for working media. Network and password information is available on the sixth floor of the press box.

ACCESS AND CONDUCT

Access to the Memorial Stadium Press Box is restricted to credentialed media and personnel only. Proper conduct and professionalism are expected at all times.

Only photographers, videographers and media with proper sideline credentials may access Faurot Field. All must adhere to designated areas and follow instructions from event staff. Mizzou Athletics follows NCAA guidelines regarding media on the sidelines. Photographers and videographers are permitted to shoot between the 25-yard lines and the goal lines on both sidelines and behind the restraining line in the end zone.

Mizzou Athletics may prioritize working media credential requests while considering the following factors:

- Broadcast partners, including TV and radio personnel responsible for live broadcasts of Mizzou Athletics.
- Full-time local beat reporters who cover Mizzou on a daily basis for large-scale local print, online and broadcast outlets.
- Full-time radio and TV personnel producing reports on Mizzou Athletic events.
- Large-scale national outlets, including national newspapers, magazines, TV stations, websites and more.
- University-recognized student publications and student outlets that provide regular coverage of Mizzou Athletics.
- Visiting media (print, website, TV, radio) from recognized outlets that regularly cover Mizzou's opponent, using the same criteria listed above.

POSTGAME

Postgame interviews with Mizzou head coach Eliah Drinkwitz and select student-athletes will be held in SEZ Defensive Meeting Room following a brief cooling-off period. Any in-game interviews and postgame interviews on the field are prohibited. Visiting team post-game media availability is at the direction of the visiting communications staff. The visiting team post-game interview room is in the SE corner tunnel (labeled D20), across from the visiting locker room.

ON THE WEB

Information on the Mizzou football team is available at **MUTigers.com**. To receive the MU updates via email, please send a request to Kat Castner. Information on the Southeastern Conference is available through the league's web site at **SECSports.com**.

PRACTICE

Practice is generally closed. During a typical game week, media is invited to a practice viewing window on Tuesdays. Unless otherwise noted, still and television photographers will be allowed to shoot stretching and the first 5-8 periods. Contact Kat Castner to confirm days and times.

WEEKLY PRESS CONFERENCE

Head Coach Eliah Drinkwitz will be available to the media every Tuesday during the season, with the exception of MU's bye week. Drinkwitz's press conferences will take place in the SEZ Defensive Meeting Room on the second level of the building. Players will be made available following Coach Drinkwitz in the Show Me Club, also located on the second level. Please make any player requests through Eric Doennig before 10 a.m. (CT) on Mondays.

SEC TELECONFERENCE

The 16 SEC coaches will be featured on a weekly media teleconference each Wednesday during the regular season from 10 a.m. - 1 p.m. (CT).

TIME	COACH	SCHOOL
10:00 a.m.	Brian Kelly	LSU
10:10 a.m.	Kirby Smart	Georgia
10:20 a.m.	Billy Napier	Florida
10:30 a.m.	Brent Venables	Oklahoma
10:40 a.m.	Sam Pittman	Arkansas
10:50 a.m.	Josh Heupel	Tennessee
11:00 a.m.	Open	
11:10 a.m.	Shane Beamer	South Carolina
11:20 a.m.	Eliah Drinkwitz	Missouri
11:30 a.m.	Kalen DeBoer	Alabama
11:40 a.m.	Mark Stoops	Kentucky
11:50 a.m.	Jeff Leiby	Mississippi State
12:00 p.m.	Lane Kiffin	Ole Miss
12:10 p.m.	Hugh Freeze	Auburn
12:20 p.m.	Clark Lea	Vanderbilt
12:30 p.m.	Steve Sarkisian	Texas
12:40 p.m.	Mike Elko	Texas A&M

MOBILE APP

The Mizzou Tigers app for iPhone, iPad and Android devices offers fans a wide variety of information on the Tigers. The free app is available in the App Store and Google Play and required to receive MU digital parking.

TIGER TALK RADIO SHOW

The hour-long program airs weekly through the season from Bud's Classic BBQ in Columbia. Shows run from 7-8 p.m. CT on Tuesdays. Hosted by Mike Kelly, fans can listen to the show via KTGR 105.1 FM/KTGR 1580 AM, or watch via the Mizzou Athletics' Facebook page.

FOLLOW THE TIGERS

X..... @MizzouAthletics | @MizzouFootball
..... @CoachDrinkwitz
Instagram..... @MizzouAthletics | @MizzouFootball
Facebook..... MizzouAthletics
..... MizzouFootballShowMe
Website..... MUTigers.com

ALPHABETICAL ROSTER

NO.	NAME	POS.	HT.	WT.	YR.	HOMETOWN/PREVIOUS	NO.	NAME	POS.	HT.	WT.	YR.	HOMETOWN/PREVIOUS
41	Jaden Abongo Jr.	WR	5-10	170	So.	Brookfield, Mo./Brookfield/Highland CC	49	Brett Le Blanc	LS	6-1	210	So.	Elkhorn, Wis./Elkhorn Area
93	Luke Bauer	P	6-5	211	Jr.	St. Louis, Mo./De Smet	16	Brayshaw Littlejohn	LB	6-0	213	r-Fr.	Gaffney, S.C./Gaffney
38	Jeremiah Beasley	LB	6-1	230	Fr.	Belleville, Mich./Belleville/Michigan	15	Tommy Lock	QB	6-3	172	Jr.	Lee's Summit, Mo./Lee's Summit
17	JR Blood	QB	6-2	180	Sr.	Destrehan, La./Destrehan/Southern	67	Xavier Machado	OL	6-5	302	So.	Weldon Spring, Mo./Francis Howell
16	Daniel Blood	WR	5-10	182	So.	Destrehan, La./Destrehan	4	James Madison II	WR	6-3	192	Fr.	Kansas City, Mo./St. Thomas Aquinas (Fla.)
55	Justin Bodford	DT	6-1	295	Fr.	Plantation, Fla./St. Thomas Aquinas	0	Joshua Manning	WR	6-2	199	So.	Lee's Summit, Mo./Lee's Summit
92	Brody Boehm	K	6-1	200	Fr.	Westfield, Ind./Westfield	95	Jalen Marshall	DT	6-4	312	So.	Overland Park, Kan./St. Thomas Aquinas
43	Jayden Bolton	WR	6-3	180	Jr.	Frisco, Texas/Lone Star/UMHB	40	Tommy Martin	S	6-0	185	Sr.	New Carrollton, Md./Parkdale
40	Derek Brandt	WR	6-2	185	Jr.	Owensville, Mo./Owensville	7	Chris McClellan	DT	6-3	320	Jr.	North Tulsa, Okla./Dwasso/Florida
14	Brett Brown	QB	6-1	192	So.	Brentwood, Tenn./Battle Ground Academy	65	Henry McDermott	OL	6-7	300	Jr.	Webster Groves, Mo./Webster Groves
93	Jaylen Brown	DE	6-6	250	Fr.	Madison, Ala./James Clemens	68	Jack McGarry	OL	6-3	278	So.	Hinsdale, Ill./Hinsdale Central
52	Marcus Bryant	OL	6-8	318	Sr.	Round Rock, Texas/Cedar Ridge/SMU	26	Shamar McNeil	CB	6-3	169	r-Fr.	Lauderhill, Fla./American Heritage
3	Luther Burden III	WR	5-11	208	Jr.	St. Louis, Mo./East St. Louis	79	Armand Membou	OL	6-3	314	Jr.	Lee's Summit, Mo./Lee's Summit North
1	Marvin Burks Jr.	S	6-1	201	So.	St. Louis, Mo./Cardinal Ritter	43	Ricardo Merriweather	S	5-11	179	r-Fr.	St. Louis, Mo./Lutheran North
13	Daylan Carnell	S	6-2	218	Jr.	Indianapolis, Ind./Ben Davis	54	Jack Meyer	LB	6-1	224	Jr.	New Melle, Mo./Francis Howell
9	Marcus Carroll	RB	5-10	210	Sr.	Union City, Ga./Hapeville Charter/Georgia State	10	Mekhi Miller	WR	6-1	194	Jr.	Overland Park, Kan./Blue Valley North
50	Talan Chandler	OL	6-3	297	Fr.	Nevada, Mo./Nevada	88	Tucker Miller	TE	6-5	234	So.	Raymore, Mo./Raymore-Peculiar
28	Joseph Charleston	S	6-0	195	Sr.	Milton, Ga./Milton/Clemson	63	Chace Missouri	OL	6-2	290	r-Fr.	McDonough, Ga./Eagle's Landing Christian
8	Marcus Clarke	CB	5-11	182	Sr.	Winter Park, Fla./Winter Park/Miami	28	Adam Molitor	TE	6-7	225	Fr.	Minneapolis, Minn./Totino-Grace
12	Brady Cook	QB	6-2	205	Sr.	St. Louis, Mo./Chaminade	45	Joe Moore III	DE	6-2	248	Sr.	St. Louis, Mo./Cardinal Ritter/Arizona State
5	Mookie Cooper	WR	5-8	187	Sr.	St. Louis, Mo./Trinity Catholic/Ohio State	82	Logan Muckey	WR	6-0	206	Jr.	Lee's Summit, Mo./Lee's Summit North
19	Blake Craig	K	5-11	187	r-Fr.	Kansas City, Mo./Liberty North	14	Triston Newson	LB	6-2	222	Sr.	Independence, Miss./Independence/NE Miss. CC
7	Courtney Crutchfield	WR	6-2	180	Fr.	Pine Bluff, Ark./Pine Bluff	8	Nate Noel	RB	5-10	190	Sr.	Miami, Fla./Northwestern/Appalachian State
90	Grayson Cutchlow	DE	6-3	220	Fr.	Columbia, Mo./Rock Bridge	87	Brett Norfleet	TE	6-7	235	So.	O'Fallon, Mo./Francis Howell
58	Jackson Daily	LB	6-3	225	Fr.	Alma, Ark./Alma	22	Will Norris	LB	6-1	237	Sr.	Columbia, Mo./Rock Bridge
24	Nicholas Deloach Jr.	CB	6-0	175	r-Fr.	Cahokia, Ill./Cahokia	12	Dreyden Norwood	CB	6-0	184	Jr.	Fort Smith, Ark./Northside/Texas A&M
18	Austin Dendy	RB	6-1	200	Fr.	Pine Bluff, Ark./Pine Bluff	6	Williams Nwaneri	DE	6-6	257	Fr.	Kansas City, Mo./Lee's Summit North
60	Aidan Dubbert	DE	6-3	240	So.	Columbia, Mo./Rock Bridge	77	Curtis Peagler	OL	6-4	357	So.	Demopolis, Ala./Demopolis
51	Tyson Ellison	LB	6-2	205	r-Fr.	Boonville, Mo./Boonville	97	Orion Phillips	P	6-3	180	So.	Sandringham, Australia/Sandringham/Murray State
31	Anthony Favrow	RB	5-8	193	So.	San Clemente, Calif./Olathe West (Kan.)	31	Nasir Pogue	S	6-2	183	So.	Montgomery, Ala./Auburn/Troy
36	Caleb Flagg	S	5-10	180	Jr.	Houston, Texas/N. Shore/Houston Christian	2	Toriano Pride Jr.	CB	5-11	190	Jr.	St. Louis, Mo./East St. Louis/Clemson
11	Corey Flagg	LB	6-0	230	Sr.	Houston, Texas/North Shore/Miami	72	Caleb Pyfrom	OL	6-5	315	Fr.	Omaha, Neb./Central
81	Noah Flaskamp	WR	6-1	196	r-Fr.	Collierville, Tenn./Collierville	6	Drew Pyne	QB	6-0	190	So.	New Canaan, Conn./New Canaan/Notre Dame
59	Trey Flint	LS	6-0	212	Sr.	Grapevine, Texas/Colleyville Heritage/Quachita Baptist	96	Nick Quadrini	K	6-1	235	So.	Springfield, Mo./Kickapoo
99	Jadon Frick	DT	6-1	260	Fr.	Orlando, Fla./Boone	53	Tommy Reese	LB	6-1	220	r-Fr.	Newport Beach, Calif./Mission Viejo
61	Graham Gilmer	OL	6-4	285	Fr.	Brentwood, Tenn./Brentwood Academy	66	Logan Reichert	OL	6-6	369	r-Fr.	Kansas City, Mo./Raytown
13	Aidan Glover	QB	6-3	191	Fr.	Memphis, Tenn./Collierville	76	Jayven Richardson	OL	6-6	303	So.	Baton Rouge, La./E. Ascension/Hutchinson CC
33	Marquis Gracial	DT	6-4	323	So.	St. Louis, Mo./St. Charles	20	Jamal Roberts	RB	5-11	197	r-Fr.	St. Louis, Mo./St. Mary's
21	Trajen Greco	S	6-0	180	Fr.	Buford, Ga./Mill Creek	0	Phillip Roche	S	5-10	191	So.	Crown Point, Ind./Merrillville
70	Cayden Green	OL	6-5	316	So.	Lee's Summit, Mo./LS North/Oklahoma	20	Nicholas Rodriguez	LB	6-1	215	Fr.	Miami, Fla./St. Thomas Aquinas
85	Whit Hafer	TE	6-7	255	Fr.	Joplin, Mo./Joplin	94	Will Safris	P	5-11	165	Fr.	Johnson, Iowa/Johnston
34	Jackson Hancock	S	6-0	185	Fr.	Canton, Ga./Sequoyah	32	Jaren Sensabaugh	CB	6-1	173	Fr.	Nashville, Tenn./Ensworth
86	Jordan Harris	TE	6-4	239	So.	Pine Bluff, Ark./Pine Bluff	19	Darris Smith	DE	6-5	240	Jr.	Baxley, Ga./Appling County/Georgia
69	Drake Heismeyer	OL	6-3	302	Sr.	St. Charles, Mo./Francis Howell	78	Brandon Solis	OL	6-7	289	r-Fr.	Nashville, Tenn./David Lipscomb Academy
30	Chuck Hicks	LB	6-1	230	Sr.	San Diego, Calif./Lincoln/Wyoming	80	Tyler Stephens	TE	6-6	243	Sr.	Braceville, Ohio/Labrae/Bufalo
21	Sam Horn	QB	6-4	219	So.	Lawrenceville, Ga./Collins Hill	43	Isaac Thompson*	S	6-0	195	So.	St. Louis, Mo./SLUH
17	Brian Huff	LB	6-2	224	Fr.	Jonesboro, Ark./Valley View	55	Connor Tollison	OL	6-4	286	Jr.	Jackson, Mo./Jackson
48	Brady Hultman	LB	6-1	215	r-Fr.	St. Charles, Mo./Francis Howell/Wyoming	15	Johnny Walker Jr.	DE	6-3	244	Jr.	Tampa, Fla./Chamberlain
33	Bryce Jackson	RB	5-7	207	Jr.	Columbia, Mo./Rock Bridge	75	Mitchell Walters	OL	6-8	327	Sr.	St. Louis, Mo./Mehlville
29	Khalil Jacobs	LB	6-2	218	Jr.	Niceville, Fla./Niceville/South Alabama	25	Ja'Marion Wayne	CB	6-2	195	So.	St. Louis, Mo./Parkway West
89	Jude James	TE	6-2	211	Fr.	St. Charles, Mo./Francis Howell	1	Theo Wease Jr.	WR	6-2	192	Sr.	Allen, Texas/Allen/Oklahoma
74	Cam'Ron Johnson	OL	6-4	305	Sr.	Houston, Texas/Shadow Creek/Houston	10	Sterling Webb	DT	6-2	295	Jr.	St. Louis, Mo./Westminster Christian/NM State
2	Marquis Johnson	WR	5-11	180	So.	Dickinson, Texas/Dickinson	45	Colton Westbrook	WR	6-1	195	Sr.	Poway, Calif./Poway/San Diego Mesa College
4	Tre'Vez Johnson	S	5-10	195	Sr.	Jacksonville, Fla./Bartram Trail/Florida	46	Colby Williams	CB	6-0	172	r-Fr.	Plainfield, Ill./Plainfield Central/SMSU
22	Tavorus Jones	RB	5-9	197	So.	El Paso, Texas/Burges	91	Elias Williams	DT	6-4	268	Fr.	New Port Richey, Fla./Hudson
71	Ryan Jostes	OL	6-6	298	Fr.	Washington, Mo./Washington	5	Kristian Williams	DT	6-2	314	Sr.	Memphis, Tenn./Southwind/Oregon
57	Jack Kautz	LS	5-11	189	So.	Sterling Heights, Mich./Notre Dame Prep	94	Sam Williams	DT	6-3	313	r-Fr.	Hogansville, Ga./Callaway
97	Eddie Kelly Jr.	DE	6-4	278	Jr.	Orlando, Fla./West Orange/Georgia Tech	3	Sidney Williams	S	6-0	188	Sr.	New Orleans, La./Vigor (Ala.)
29	Cameron Keys	CB	6-0	166	Fr.	Panama City, Fla./A. Crawford Mosley	73	Tristan Wilson	OL	6-4	302	So.	Lebanon, Mo./Lebanon
38	Christopher Kreh*	RB	5-9	212	Jr.	Chesterfield, Mo./Marquette	9	Zion Young	DE	6-6	265	Jr.	Atlanta, Ga./Westlake/Michigan State
39	Gerald Lacy Jr.	S	6-0	200	So.	Dallas, Texas/Lancaster/Stephen F. Austin							
11	Kewan Lacy	RB	5-11	196	Fr.	Dallas, Texas/Lancaster							
52	Jahkai Lang	DE	6-3	252	r-Fr.	Troy, Mo./Troy Buchanan							

*inactive/retired (medical)

NUMERICAL ROSTER

NO.	NAME	POS.	HT.	WT.	YR.	HOMETOWN/PREVIOUS	NO.	NAME	POS.	HT.	WT.	YR.	HOMETOWN/PREVIOUS
0	Joshua Manning	WR	6-2	199	So.	Lee's Summit, Mo./Lee's Summit	40	Derek Brandt	WR	6-2	185	Jr.	Owensville, Mo./Owensville
0	Phillip Roche	S	5-10	191	So.	Crown Point, Ind./Merrillville	40	Tommy Martin	S	6-0	185	Sr.	New Carrollton, Md./Parkdale
1	Marvin Burks Jr.	S	6-1	201	So.	St. Louis, Mo./Cardinal Ritter	41	Jaden Abongo Jr.	WR	5-10	170	So.	Brookfield, Mo./Brookfield/Highland CC
1	Theo Wease Jr.	WR	6-2	192	Sr.	Allen, Texas/Allen/Oklahoma	41	Ricardo Merriweather	S	5-11	179	r-Fr.	St. Louis, Mo./Lutheran North
2	Marquis Johnson	WR	5-11	180	So.	Dickinson, Texas/Dickinson	43	Jayden Bolton	WR	6-3	180	Jr.	Frisco, Texas/Lone Star/UMHB
2	Toriano Pride Jr.	CB	5-11	190	Jr.	St. Louis, Mo./East St. Louis/Clemson	43	Isaac Thompson*	S	6-0	195	So.	St. Louis, Mo./SLUH
3	Luther Burden III	WR	5-11	208	Jr.	St. Louis, Mo./East St. Louis	45	Joe Moore III	DE	6-2	248	Sr.	St. Louis, Mo./Cardinal Ritter/Arizona State
3	Sidney Williams	S	6-0	188	Sr.	New Orleans, La./Vigor (Ala.)	45	Colton Westbrook	WR	6-1	195	Sr.	Poway, Calif./Poway/San Diego Mesa College
4	Tre'Vez Johnson	S	5-10	195	Sr.	Jacksonville, Fla./Bartram Trail/Florida	46	Colby Williams	CB	6-0	172	r-Fr.	Plainfield, Ill./Plainfield Central/SMSU
4	James Madison II	WR	6-3	192	Fr.	Kansas City, Mo./St. Thomas Aquinas (Fla.)	48	Brady Hultman	LB	6-1	215	r-Fr.	St. Charles, Mo./Francis Howell/Wyoming
5	Mookie Cooper	WR	5-8	187	Sr.	St. Louis, Mo./Trinity Catholic/Ohio State	49	Brett Le Blanc	LS	6-1	210	So.	Elkhorn, Wis./Elkhorn Area
5	Kristian Williams	DT	6-2	314	Sr.	Memphis, Tenn./Southwind/Oregon	50	Talan Chandler	LB	6-3	297	Fr.	Nevada, Mo./Nevada
6	Drew Pyne	QB	6-0	190	So.	New Canaan, Conn./New Canaan/Notre Dame	51	Tyson Ellison	LB	6-2	205	r-Fr.	Boonville, Mo./Boonville
6	Williams Nwaneri	DE	6-6	257	Fr.	Kansas City, Mo./Lee's Summit North	52	Marcus Bryant	OL	6-8	318	Sr.	Round Rock, Texas/Cedar Ridge/SMU
7	Courtney Crutchfield	WR	6-2	180	Fr.	Pine Bluff, Ark./Pine Bluff	52	Jahkai Lang	DE	6-3	252	r-Fr.	Troy, Mo./Troy Buchanan
7	Chris McClellan	DT	6-3	320	Jr.	North Tulsa, Okla./Owasso/Florida	53	Tommy Reese	LB	6-1	220	r-Fr.	Newport Beach, Calif./Mission Viejo
8	Marcus Clarke	CB	5-11	182	Sr.	Winter Park, Fla./Winter Park/Miami	54	Jack Meyer	LB	6-1	224	Jr.	New Melle, Mo./Francis Howell
8	Nate Noel	RB	5-10	190	Sr.	Miami, Fla./Northwestern/Appalachian State	55	Justin Bodford	DT	6-1	295	Fr.	Plantation, Fla./St. Thomas Aquinas
9	Marcus Carroll	RB	5-10	210	Sr.	Union City, Ga./Hapeville Charter/Georgia State	55	Connor Tollison	OL	6-4	286	Jr.	Jackson, Mo./Jackson
9	Zion Young	DE	6-6	265	Jr.	Atlanta, Ga./Westlake/Michigan State	57	Jack Kautz	LS	5-11	189	So.	Sterling Heights, Mich./Notre Dame Prep
10	Mekhi Miller	WR	6-1	194	Jr.	Overland Park, Kan./Blue Valley North	58	Jackson Daily	LB	6-3	225	Fr.	Alma, Ark./Alma
10	Sterling Webb	DT	6-2	295	Jr.	St. Louis, Mo./Westminster Christian/NM State	59	Trey Flint	LS	6-0	212	Sr.	Grapevine, Texas/Colleyville Heritage/Duachita Baptist
11	Corey Flagg Jr.	LB	6-0	230	Sr.	Houston, Texas/North Shore/Miami	60	Aidan Dubbert	DE	6-3	240	So.	Columbia, Mo./Rock Bridge
11	Kewan Lacy	RB	5-11	196	Fr.	Dallas, Texas/Lancaster	61	Graham Gilmer	OL	6-4	285	Fr.	Brentwood, Tenn./Brentwood Academy
12	Brady Cook	QB	6-2	205	Sr.	St. Louis, Mo./Chaminade	63	Chace Missouri	OL	6-2	290	r-Fr.	McDonough, Ga./Eagle's Landing Christian
12	Dreyden Norwood	CB	6-0	184	Jr.	Fort Smith, Ark./Northside/Texas A&M	65	Henry McDermott	OL	6-7	300	Jr.	Webster Groves, Mo./Webster Groves
13	Daylan Carnell	S	6-2	218	Jr.	Indianapolis, Ind./Ben Davis	66	Logan Reichert	OL	6-6	369	r-Fr.	Kansas City, Mo./Raytown
13	Aidan Glover	QB	6-3	191	Fr.	Memphis, Tenn./Collierville	67	Xavier Machado	OL	6-5	302	So.	Weldon Spring, Mo./Francis Howell
14	Brett Brown	QB	6-1	192	So.	Brentwood, Tenn./Battle Ground Academy	68	Jack McGarry	OL	6-3	278	So.	Hinsdale, Ill./Hinsdale Central
14	Triston Newson	LB	6-2	222	Sr.	Independence, Miss./Independence/NE Miss. CC	69	Drake Heismeyer	OL	6-3	302	Sr.	St. Charles, Mo./Francis Howell
15	Tommy Lock	QB	6-3	172	Jr.	Lee's Summit, Mo./Lee's Summit	70	Cayden Green	OL	6-5	316	So.	Lee's Summit, Mo./LS North/Oklahoma
15	Johnny Walker Jr.	DE	6-3	244	Sr.	Tampa, Fla./Chamberlain	71	Ryan Jostes	OL	6-6	298	Fr.	Washington, Mo./Washington
16	Daniel Blood	WR	5-10	182	So.	Destrehan, La./Destrehan	72	Caleb Pyfrom	OL	6-5	315	Fr.	Omaha, Neb./Central
16	Brayshawn Littlejohn	LB	6-0	213	r-Fr.	Gaffney, S.C./Gaffney	73	Tristan Wilson	OL	6-4	302	So.	Lebanon, Mo./Lebanon
17	JR Blood	QB	6-2	180	Sr.	Destrehan, La./Destrehan/Southern	74	Cam'Ron Johnson	OL	6-4	305	Sr.	Houston, Texas/Shadow Creek/Houston
17	Brian Huff	LB	6-2	224	Fr.	Jonesboro, Ark./Valley View	75	Mitchell Walters	OL	6-8	327	Sr.	St. Louis, Mo./Mehlville
18	Austin Dendy	RB	6-1	200	Fr.	Pine Bluff, Ark./Pine Bluff	76	Jayven Richardson	OL	6-6	303	So.	Baton Rouge, La./E. Ascension/Hutchinson CC
19	Blake Craig	K	5-11	187	r-Fr.	Kansas City, Mo./Liberty North	77	Curtis Peagler	OL	6-4	357	So.	Demopolis, Ala./Demopolis
19	Darris Smith	DE	6-5	240	Jr.	Baxley, Ga./Appling County/Georgia	78	Brandon Solis	OL	6-7	289	r-Fr.	Nashville, Tenn./David Lipscomb Academy
20	Jamal Roberts	RB	5-11	197	r-Fr.	St. Louis, Mo./St. Mary's	79	Armand Membou	OL	6-3	314	Jr.	Lee's Summit, Mo./Lee's Summit North
20	Nicholas Rodriguez	LB	6-1	215	Fr.	Miami, Fla./St. Thomas Aquinas	80	Tyler Stephens	TE	6-6	243	Sr.	Braceville, Ohio/Labrae/Bufalo
21	Trajen Greco	S	6-0	180	Fr.	Buford, Ga./Mill Creek	81	Noah Flaskamp	WR	6-1	196	r-Fr.	Collierville, Tenn./Collierville
21	Sam Horn	QB	6-4	219	So.	Lawrenceville, Ga./Collins Hill	82	Logan Muckey	WR	6-0	206	Jr.	Lee's Summit, Mo./Lee's Summit North
22	Tavorus Jones	RB	5-9	197	So.	El Paso, Texas/Burges	85	Whit Hafer	TE	6-7	255	Fr.	Joplin, Mo./Joplin
22	Will Norris	LB	6-1	237	Sr.	Columbia, Mo./Rock Bridge	86	Jordan Harris	TE	6-4	239	So.	Pine Bluff, Ark./Pine Bluff
24	Nicholas Deloach Jr.	CB	6-0	175	r-Fr.	Cahokia, Ill./Cahokia	87	Brett Norfleet	TE	6-7	235	So.	O'Fallon, Mo./Francis Howell
25	Ja'Marion Wayne	CB	6-2	195	So.	St. Louis, Mo./Parkway West	88	Tucker Miller	TE	6-5	234	So.	Raymore, Mo./Raymore-Peculiar
26	Shamar McNeil	CB	6-3	169	r-Fr.	Lauderhill, Fla./American Heritage	89	Jude James	TE	6-2	211	Fr.	St. Charles, Mo./Francis Howell
28	Joseph Charleston	S	6-0	195	Sr.	Milton, Ga./Milton/Clemson	90	Grayson Cutchlow	DE	6-3	220	Fr.	Columbia, Mo./Rock Bridge
28	Adam Molitor	TE	6-7	225	Fr.	Minneapolis, Minn./Totino-Grace	91	Elias Williams	DT	6-4	268	Fr.	New Port Richey, Fla./Hudson
29	Khalil Jacobs	LB	6-2	218	Jr.	Niceville, Fla./Niceville/South Alabama	92	Brody Boehm	K	6-1	200	Fr.	Westfield, Ind./Westfield
29	Cameron Keys	CB	6-0	166	Fr.	Panama City, Fla./A. Crawford Mosley	93	Luke Bauer	P	6-5	211	Jr.	St. Louis, Mo./De Smet
30	Chuck Hicks	LB	6-1	230	Sr.	San Diego, Calif./Lincoln/Wyoming	93	Jaylen Brown	DE	6-6	250	Fr.	Madison, Ala./James Clemens
31	Anthony Favrow	RB	5-8	193	So.	San Clemente, Calif./Olathe West (Kan.)	94	Will Safris	P	5-11	165	Fr.	Johnson, Iowa/Johnston
31	Nasir Pogue	S	6-2	183	So.	Montgomery, Ala./Auburn/Troy	94	Sam Williams	DT	6-3	313	r-Fr.	Hogansville, Ga./Callaway
32	Jaren Sensabaugh	CB	6-1	173	Fr.	Nashville, Tenn./Ensworth	95	Jalen Marshall	DT	6-4	312	So.	Overland Park, Kan./St. Thomas Aquinas
33	Marquis Gracial	DT	6-4	323	So.	St. Louis, Mo./St. Charles	96	Nick Quadrini	K	6-1	235	So.	Springfield, Mo./Kickapoo
33	Bryce Jackson	RB	5-7	207	Jr.	Columbia, Mo./Rock Bridge	97	Eddie Kelly Jr.	DE	6-4	278	Jr.	Orlando, Fla./West Orange/Georgia Tech
34	Jackson Hancock	S	6-0	185	Fr.	Canton, Ga./Sequoyah	97	Orion Phillips	P	6-3	180	So.	Sandringham, Australia/Sandringham/Murray State
36	Caleb Flagg	S	5-10	180	Jr.	Houston, Texas/N. Shore/Houston Christian	99	Jadon Frick	DT	6-1	260	Fr.	Orlando, Fla./Boone
38	Jeremiah Beasley	LB	6-1	230	Fr.	Belleville, Mich./Belleville/Michigan							
38	Christopher Kreh*	RB	5-9	212	Jr.	Chesterfield, Mo./Marquette							
39	Gerald Lacy Jr.	S	6-0	200	So.	Dallas, Texas/Lancaster/Stephen F. Austin							

*inactive/retired (medical)

2024 ROSTER BREAKDOWN: OFFENSE

QUARTERBACKS

17	JR Blood ^	QB	6-2	180	Sr.	Destrehan, La./Destrehan/Southern
14	Brett Brown	QB	6-1	188	So.	Brentwood, Tenn./Battle Ground Academy
12	Brady Cook *	QB	6-2	205	Sr.	St. Louis, Mo./Chaminade
13	Aiden Glover	QB	6-3	191	Fr.	Memphis, Tenn./Collierville
21	Sam Horn	QB	6-4	217	So.	Lawrenceville, Ga./Collins Hill
15	Tommy Lock	QB	6-3	189	Jr.	Lee's Summit, Mo./Lee's Summit
6	Drew Pyne ^	QB	6-0	190	So.	New Canaan, Conn./New Canaan/Notre Dame

RUNNING BACKS

9	Marcus Carroll ^	RB	5-10	210	Sr.	Union City, Ga./Hapeville Charter/Georgia State
18	Austin Dendy	RB	6-1	200	Fr.	Pine Bluff, Ark./Pine Bluff
31	Anthony Favrow	RB	5-8	197	So.	San Clemente, Calif./Olathe West [Kan.]
33	Bryce Jackson	RB	5-7	212	Jr.	Columbia, Mo./Rock Bridge
22	Tavorus Jones	RB	5-9	205	So.	El Paso, Texas/Burges
11	Kewan Lacy	RB	5-11	196	Fr.	Dallas, Texas/Lancaster
8	Nate Noel ^	RB	5-10	190	Sr.	Miami, Fla./Northwestern/App State
20	Jamal Roberts *	RB	5-11	197	r-Fr.	Saint Louis, Mo./St. Mary's

TIGHT ENDS

85	Whit Hafer	TE	6-7	255	Fr.	Joplin, Mo./Joplin
86	Jordan Harris *	TE	6-4	239	So.	Pine Bluff, Ark./Pine Bluff
89	Jude James	TE	6-2	211	Fr.	St. Charles, Mo./Francis Howell
88	Tucker Miller	TE	6-5	245	So.	Raymore, Mo./Raymore-Peculiar
28	Adam Molitor	TE	6-7	225	Fr.	Minneapolis, Minn./Totino-Grace
87	Brett Norfleet *	TE	6-7	235	So.	O'Fallon, Mo./Francis Howell
80	Tyler Stephens *	TE	6-5	244	Sr.	Braceville, Ohio/Labrae/Bufalo

WIDE RECEIVERS

41	Jaden Abongo Jr.	WR	5-10	170	So.	Brookfield, Mo./Brookfield/Highland CC
16	Daniel Blood *	WR	5-10	182	So.	Destrehan, La./Destrehan
43	Jayden Bolton ^	WR	6-3	180	Jr.	Frisco, Texas/Lone Star/UMHB
40	Derek Brandt	WR	6-2	185	Jr.	Owensville, Mo./Owensville
3	Luther Burden III *	WR	5-11	214	Jr.	St. Louis, Mo./East St. Louis
5	Mookie Cooper *	WR	5-9	185	Sr.	St. Louis, Mo./Trinity Catholic/Ohio State
7	Courtney Crutchfield	WR	6-2	180	Fr.	Pine Bluff, Ark./Pine Bluff
81	Noah Flaskamp	WR	6-1	196	r-Fr.	Collierville, Tenn./Collierville
2	Marquis Johnson *	WR	5-11	180	So.	Dickinson, Texas/Dickinson
4	James Madison II	WR	6-3	192	Fr.	Kansas City, Mo./St. Thomas Aquinas [Fla.]
0	Joshua Manning *	WR	6-2	199	So.	Lee's Summit, Mo./Lee's Summit Senior
10	Mekhi Miller *	WR	6-1	191	Jr.	Overland Park, Kan./Blue Valley North
82	Logan Muckey *	WR	6-0	207	Jr.	Lee's Summit, Mo./Lee's Summit North
1	Theo Wease Jr. *	WR	6-2	192	Sr.	Allen, Texas/Allen/Oklahoma
45	Colton Westbrook ^	WR	6-1	195	Sr.	Poway, Calif./Poway/San Diego Mesa College

OFFENSIVE LINE

52	Marcus Bryant	OL	6-8	318	Sr.	Round Rock, Texas/Cedar Ridge/SMU
50	Talan Chandler	OL	6-3	297	Fr.	Nevada, Mo./Nevada
61	Graham Gilmer	OL	6-4	285	Fr.	Brentwood, Tenn./Brentwood Academy
70	Cayden Green ^	OL	6-5	316	So.	Lee's Summit, Mo./Lee's Summit North/Oklahoma
69	Drake Heismeyer *	OL	6-3	307	Sr.	St. Charles, Mo./Francis Howell
74	Cam'Ron Johnson *	OL	6-4	305	Sr.	Houston, Texas/Shadow Creek/Houston
71	Ryan Jostes	OL	6-6	298	Fr.	Washington, Mo./Washington
67	Xavier Machado	OL	6-5	308	So.	Weldon Spring, Mo./Francis Howell
65	Henry McDermott	OL	6-7	300	Jr.	Webster Groves, Mo./Webster Groves
68	Jack McGarry	OL	6-3	281	So.	Hinsdale, Ill./Hinsdale Central
79	Armand Membou *	OL	6-3	317	Jr.	Lee's Summit, Mo./Lee's Summit North
63	Chace Missouri	OL	6-2	290	r-Fr.	McDonough, Ga./EL Christian Academy
77	Curtis Peagler	OL	6-4	357	So.	Demopolis, Ala./Demopolis
72	Caleb Pyfrom	OL	6-5	315	Fr.	Omaha, Neb./Central
66	Logan Reichert	OL	6-6	369	r-Fr.	Kansas City, Mo./Raytown
76	Jayven Richardson ^	OL	6-6	303	So.	Baton Rouge, La./East Ascension/Hutchison CC
78	Brandon Solis	OL	6-7	289	r-Fr.	Nashville, Tenn./Lipscomb Academy
55	Connor Tollison *	OL	6-4	304	Jr.	Jackson, Mo./Jackson
75	Mitchell Walters *	OL	6-8	320	Sr.	St. Louis, Mo./Mehlville
73	Tristan Wilson	OL	6-4	303	So.	Lebanon, Mo./Lebanon

* returning letterwinner; ^ transfer

RETURNING/LOST

STARTERS RETURNING (8)

OL	Armond Membou
OL	Cam'Ron Johnson
OL	Connor Tollison
TE	Brett Norfleet
WR	Luther Burden III
WR	Mookie Cooper
WR	Theo Wease Jr.
QB	Brady Cook

STARTERS LOST (3)

OL	Xavier Delgado
OL	Javon Foster
RB	Cody Schrader

LETTERWINNERS RETURNING (17)

OL	Drake Heismeyer
OL	Cam'Ron Johnson
OL	Armand Membou
OL	Connor Tollison
OL	Mitchell Walters
TE	Jordan Harris
TE	Brett Norfleet
TE	Tyler Stephens
WR	Daniel Blood
WR	Luther Burden III
WR	Mookie Cooper
WR	Marquis Johnson
WR	Joshua Manning
WR	Mekhi Miller
WR	Logan Muckey
WR	Theo Wease Jr.
QB	Brady Cook

LETTERWINNERS LOST (10)

OL	Xavier Delgado
OL	Javon Foster
OL	Marcellus Johnson
OL	EJ Ndoma-Ogar
OL	Bence Polgar
TE	Shawn Hendershot
WR	Dannis Jackson
RB	Christopher Kreh
RB	Nate Peat
RB	Cody Schrader

2024 ROSTER BREAKDOWN: DEFENSE & SPECIALISTS

DEFENSIVE BACKS

1	Marvin Burks Jr. *	S	6-1	201	So.	St. Louis, Mo./Cardinal Ritter
13	Daylan Carnell *	S	6-2	213	Jr.	Indianapolis, Ind./Ben Davis
28	Joseph Charleston *	S	6-0	196	Sr.	Milton, Ga./Milton/Clemson
8	Marcus Clarke *	CB	5-11	184	Sr.	Winter Park, Fla./Winter Park/Miami
24	Nicholas DeLoach Jr.	CB	6-0	175	r-Fr.	Cahokia, Ill./Cahokia
36	Caleb Flagg ^	S	5-10	180	Jr.	Houston, Texas/North Shore/Houston Christian
21	Trajen Greco	S	6-0	180	Fr.	Buford, Ga./Mill Creek
34	Jackson Hancock	S	6-0	185	Fr.	Canton, Ga./Sequoyah
4	Tre'Vez Johnson *	S	5-10	195	Sr.	Jacksonville, Fla./Bartram Trail/Florida
29	Cameron Keys	CB	6-0	166	Fr.	Panama City, Fla./A. Crawford Mosley
39	Gerald Lacy Jr. ^	S	6-0	200	So.	Dallas, Texas/Lancaster/Stephen F. Austin
40	Tommy Martin ^	S	6-0	185	Sr.	New Carrollton, Md./Parkdale HS
26	Shamar McNeil	CB	6-3	169	r-Fr.	Lauderhill, Fla./American Heritage
41	Ricardo Merriweather	S	5-11	179	r-Fr.	St. Louis, Mo./Lutheran North
19	Dreyden Norwood *	CB	6-0	186	Jr.	Fort Smith, Ark./Northside/Texas A&M
31	Nasir Pogue	S	6-2	183	So.	Montgomery, Ala./ Auburn/Troy
2	Toriano Pride Jr. ^	CB	5-11	190	Jr.	St. Louis, Mo./East St. Louis/Clemson
0	Phillip Roche *	S	5-10	191	So.	Merrillville, Ind./Merrillville
32	Jaren Sensabaugh	CB	6-1	173	Fr.	Nashville, Tenn./Ensworth
25	Ja'Marion Wayne *	CB	6-2	196	So.	St. Louis, Mo./Parkway West
46	Colby Williams ^	CB	6-0	172	r-Fr.	Plainfield, Ill./Plainfield Central/SMSU
3	Sidney Williams *	S	6-0	188	Sr.	New Orleans, La./Vigor (Ala.)/Florida State

DEFENSIVE LINE

55	Justin Bodford	DT	6-1	295	Fr.	Plantation, Fla./St. Thomas Aquinas
93	Jaylen Brown	DE	6-6	250	Fr.	Madison, Ala./James Clemens
90	Grayson Cutchlow	DE	6-3	220	Fr.	Columbia, Mo./Rock Bridge
60	Aidan Dubbert	DE	6-3	240	So.	Columbia, Mo./Rock Bridge
99	Jordan Frick	DT	6-1	260	Fr.	Orlando, Fla./Boone
33	Marquis Gracial	DT	6-4	331	So.	St. Louis, Mo./St. Charles
97	Eddie Kelly ^	DE	6-4	278	Jr.	Orlando, Fla./West Orange/Georgia Tech
52	Jahkai Lang	DE	6-3	252	r-Fr.	Troy, Mo./Troy Buchanan
95	Jalen Marshall	DT	6-4	318	So.	Overland Park, Kan./St. Thomas Aquinas
7	Chris McClellan ^	DT	6-3	320	Jr.	North Tulsa, Okla./Dwasso/Florida
45	Joe Moore III *	DE	6-2	248	Sr.	St. Louis, Mo./Cardinal Ritter/Arizona State
6	Williams Nwaneri	DE	6-6	257	Fr.	Kansas City, Mo./Lee's Summit North
19	Darris Smith ^	DE	6-5	240	Jr.	Baxley, Ga./Appling County/Georgia
15	Johnny Walker Jr. *	DE	6-3	245	Sr.	Tampa, Florida/Chamberlain
10	Sterling Webb ^	DT	6-2	295	Jr.	St. Louis, Mo./Westminster Christian/NM State
9	Elias Williams	DT	6-4	268	Fr.	New Port Richey, Fla./Hudson
5	Kristian Williams *	DT	6-2	303	Sr.	Memphis, Tenn./Southwind/Oregon
94	Sam Williams	DT	6-3	313	r-Fr.	Hogansville, Ga./Callaway
9	Zion Young ^	DE	6-6	265	Jr.	Atlanta, Ga./Westlake/Michigan State

LINEBACKERS

38	Jeremiah Beasley ^	LB	6-1	230	Fr.	Belleville, Mich./Belleville/Michigan
58	Jackson Daily	LB	6-3	225	Fr.	Alma, Ark./Alma
51	Tyson Ellison	LB	6-2	205	r-Fr.	Boonville, Mo./Boonville
11	Corey Flagg ^	LB	6-0	230	Sr.	Houston, Texas/North Shore/Miami
30	Chuck Hicks *	LB	6-1	228	Sr.	San Diego, Calif./Lincoln/Wyoming
17	Brian Huff	LB	6-2	224	Fr.	Jonesboro, Ark./Valley View
48	Brady Hultman ^	LB	6-1	215	r-Fr.	St. Charles, Mo./Francis Howell/Wyoming
29	Khalil Jacobs ^	LB	6-2	218	Jr.	Niceville, Fla./Niceville/South Alabama
16	Brayshawn Littlejohn *	LB	6-0	213	r-Fr.	Gaffney, S.C./Gaffney
54	Jack Meyer	LB	6-1	230	Jr.	New Melle, Mo./Francis Howell
14	Triston Newson *	LB	6-2	222	Sr.	Independence, Miss./Independence/NE Miss.
22	Will Norris *	LB	6-1	232	Sr.	Columbia, Mo./Rock Bridge
53	Tommy Reese	LB	6-1	220	r-Fr.	Newport Beach, Calif./Mission Viejo
20	Nicholas Rodriguez	LB	6-1	215	Fr.	Miami, Fla./St. Thomas Aquinas

SPECIALISTS

93	Luke Bauer *	P	6-5	211	Jr.	St. Louis, Mo./De Smet
92	Brody Boehm	K	6-1	200	Fr.	Westfield, Ind./Westfield
19	Blake Craig *	K	5-11	187	r-Fr.	Kansas City, Mo./Liberty North
59	Trey Flint *	LS	6-0	212	Sr.	Grapevine, Texas/Colleyville Heritage/DBU
57	Jack Kautz	LS	5-11	196	So.	Sterling Heights, Mich./Notre Dame Prep
49	Brett Le Blanc *	LS	6-1	210	So.	Elkhorn, Wisc./Elkhorn Area
97	Orion Phillips	P	6-0	189	So.	Sandringham, Australia/Murray State
96	Nick Quadrini	K	6-1	243	So.	Springfield, Mo./Kickapoo
94	Will Safris ^	P	5-11	165	Fr.	Johnston, Iowa/Johnston

RETURNING/LOST

STARTERS RETURNING (7)

CB	Dreyden Norwood
S	Daylan Carnell
S	Joseph Charleston
LB	Chuck Hicks
LB	Triston Newson
DE	Johnny Walker Jr.
DT	Kristian Williams

STARTERS LOST (8)

CB	Kris Abrams-Draine
CB	Ennis Rakestraw Jr.
S	JC Carlies
LB	Ty'Ron Hopper
DE	Darius Robinson
DT	Jay Jernigan
K	Harrison Mevis
P	Riley Williams

LETTERWINNERS RETURNING (18)

CB	Joseph Charleston
CB	Marcus Clarke
CB	Dreyden Norwood
CB	Ja'Marion Wayne
S	Marvin Burks Jr.
S	Daylan Carnell
S	Tre'Vez Johnson
S	Phillip Roche
S	Sidney Williams
LB	Chuck Hicks
LB	Triston Newson
LB	Will Norris
DE	Joe Moore III
DE	Johnny Walker Jr.
DT	Kristian Williams
P	Luke Bauer
LS	Trey Flint
LS	Brett Le Blanc


LETTERWINNERS LOST (16)

CB	Kris Abrams-Draine
CB	Caimin Hayes
CB	Ennis Rakestraw Jr.
S	JC Carlies
S	Tyler Hibbler
LB	Chad Bailey
LB	Ty'Ron Hopper
LB	Dameon Wilson
DE	Nyles Gaddy
DT	Realus George Jr.
DT	Jay Jernigan
DT	Josh Landry
DE	Darius Robinson
DE	Ben Straatmann
K	Harrison Mevis
P	Riley Williams



2024
TIGERS

RETURNER PROFILES



2023 (Junior): Assumed the role of starting punter in Week 4 vs. Memphis and proceeded to average 47.0 yards on three punts in the victory ... Averaged 42.1 yards on 22 punts for the season ... Boomed a career-long 73-yard kick vs. No. 23 LSU (Oct. 7), which registered as the longest by any SEC punter in 2023, as well as the longest by a Tiger punter in 12 years ... Against Kentucky (Oct. 14), he connected with Marquis Johnson on a 39-yard scoring strike that gave the Tigers their first points of the night en route to a 38-21 victory over the 23-ranked Wildcats ... The special teams TD toss came on the punter's first career pass attempt and marked the first special teams scoring pass by a Mizzou punter on record during the modern era (dating to 1958) ... The play also represented the longest special teams completion by a Tiger since fellow punter Kyle Pooler connected with Alton Smith on a 42-yard completion vs. Oklahoma State on Oct. 16, 1993 ... Averaged a season-best 49.3 yards on three punts, downing a pair inside the opponent's 20-yard line vs. South Carolina (Oct. 21) ... Named to the SEC's Fall Academic Honor Roll.

2022 (Sophomore): Did not appear in any games.

2021 (Redshirt Freshman): Did not appear in any games.

2020 (Freshman): Redshirted his first season at Mizzou.

Personal: Son of Jeff and Kathy Bauer ... Born April 13, 2002 ... Completed undergraduate degree in business and working toward an MBA at Mizzou.

CAREER PUNTING STATISTICS

	TM	GP	ATT	YDS	Long	AVG	TB	FC	I20	50+	BLK
2023	MIZ	13	22	922	73	41.9	1	7	8	5	0
TOTAL		13	22	922	73	41.9	1	7	8	5	0

CAREER PASSING STATISTICS

	TM	G	C-A-I	Y	TD	LG	%	A/P	A/G	EFF
2023	MIZ	13	1-1-0	39	1	39	1.00	39.0	3.0	757.6
TOTAL		13	1-1-0	39	1	39	1.00	39.0	3.0	757.6



2023 (Freshman): Blood saw action in 10 games on the season, primarily on special teams ... Caught his first passes as a Tiger vs. No. 23 LSU (Oct. 7), totaling two receptions for 20 yards.

High School: Three-star wide receiver ranked as the No. 19 prospect out of the state of Louisiana ... The No. 68 receiver in the class of 2023 ... Led Destrehan to an undefeated 14-0 record and a victory in the Louisiana 5A state championship game over Ruston in 2022 ... Destrehan made state semifinal appearances in both his sophomore and junior seasons, falling short to the eventual state champions both times ... A Louisiana 5A state qualifier on triple jump as both a sophomore and junior, posting several jumps between 42-1.25 and 43-6 in both seasons.

Personal: Son of Harold Blood Sr. and Littice Bacon-Blood ... Born December 20, 2004 ... Brother, JR (Harold) is a quarterback for the Tigers this fall after transferring from Southern University ... Taking major exploration classes at Mizzou.

CAREER RECEIVING STATISTICS

	TM	G	R	Y	TD	LG	R/G	Y/R	Y/G
2023	MIZ	10	2	20	0	16	0.2	10.0	2.0
TOTAL		10	2	20	0	16	0.2	10.0	2.0

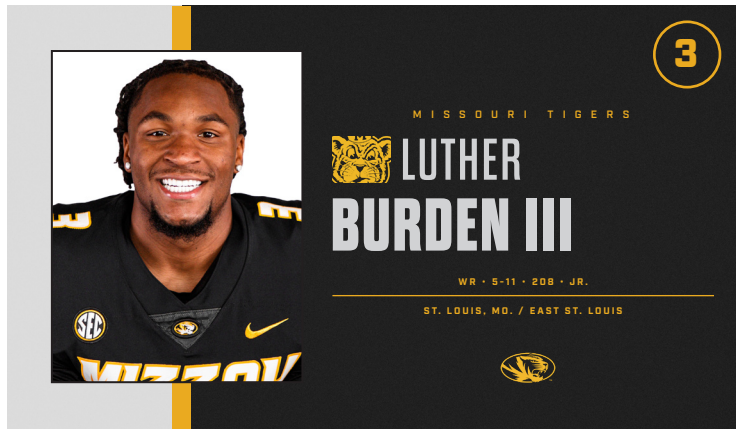
RETURNER PROFILES



2023 (Freshman): Did not see action in his first season at Mizzou.

High School: Led Owensville to a 10-3 record and an appearance in the Missouri Class 3 State Quarterfinal his senior season.

Personal: Son of Diana Brandt ... Born October 2, 2003 ... Majoring in statistics at Mizzou.



Honors & Awards

- 2024 Maxwell Award Watch List
- 2024 Biltenikoff Award Watch List
- 2024 Walter Camp Award Watch List
- 2024 Paul Hornung Award Watch List
- 2024 First-Team Preseason All-SEC
- 2023 Second-Team All-America (AP and CBS Sports/247 Sports)
- 2023 First-Team All-SEC (AP and Coaches)
- 2023 Midseason All-America (AP)
- 2023 Belitnikoff Award Semifinalist

2023 (Sophomore): Burden led the Tigers in receptions (86), receiving yards (1,212) and TD receptions (9) to earn First-Team All-SEC (AP and Coaches) and Second-Team All-America (AP and CBS Sports/247 Sports) honors ... Finished the year second in the SEC and ninth in the nation in receiving yards while sitting third in the conference in receptions ... His 1,212 receiving yards currently ranks third on the Tigers' single-season receiving chart, while his 83 receptions rank fourth in program history ... Became just the eighth Tiger (and first since J'Mon Moore in 2017) to reach the 1,000-yard mark for receiving yardage in a single season ... Reached the 100-yard receiving mark six times during the regular season ... Posted five consecutive 100-yard receiving performances (Sept. 9-Oct.7), the second Tiger to accomplish the feat and first since 2009 ... also ranks fifth in the SEC in all-purpose yardage (106.5 ypg) ... The St. Louis native totaled a career-high 177 receiving yards in the neutral-site matchup against Memphis (Sept. 23) ... Reached the end zone twice in the contests against Kansas State (Sept. 16) and Vanderbilt (Sept. 30), logging career-best performances for receptions (11) vs. Vandy and No. 23 LSU (Oct. 7) ... Registered seven straight games with seven receptions or more (Aug. 31-Oct. 7) ... Claimed the game sealing first down with a 20-yard rush in the waning moments of the Cotton Bowl against Ohio State (Dec. 29) ... Honored by the Associated Press as a unanimous Midseason All-American selection ... Named to watch list for the Maxwell Award and was tabbed a semifinalist for the Biletnikoff Award.

2022 (Freshman): Saw action in all 13 games as a freshman, making 10 starts ... Finished the season with 45 catches, 375 yards and five touchdowns through the air, 88 yards and two touchdowns on the ground and a punt-return touchdown ... His eight offensive scores (6 receiving, 2 rushing) were the most among true freshmen in the NCAA FBS while his nine total TDs (6 receiving, 2 rushing, 1 punt return)...Continued



2023: (Redshirt Freshman): Did not see action for the Tigers.

2022 (Freshman): Recieved a reshirt in his first collegiate season.

High School: Completed 204 of his 365 career attempts, racking up 2,986 yards and 25 touchdowns ... Reached 1,844 passing yards as a senior ... second-team all-district selection ... Took 86 carries for 397 yards and 11 scores ... Added punting duties as a junior and senior.

Personal: Son of Molly and Brett Brown ... Born January 13, 2004 ... Majoring in business administration.

RETURNER PROFILES

2022 (Continued): were second among true freshmen in the SEC behind Ole Miss RB Quinshon Judkins (17) ... First freshman nationwide to record two receiving TD's, two rushing TD's and a punt-return TD in the same season since 2008 ... Made an immediate impact in his first collegiate game, recording six touches, three rushing for 26 yards and a touchdown, three receiving for 17 yards and a touchdown in the win over Louisiana Tech ... Scored a touchdown on his first-ever collegiate punt return against Abilene Christian, becoming just the seventh player in program history to record a rushing TD, receiving TD, and punt return TD in the same season; also became the first player in program history with 100 punt return yards and 50 receiving yards in the same game thanks to his 111 punt return yards and 58 receiving yards performance against ACU ... Earned SEC Freshman of the Week honors against Vanderbilt after recording 76 all-purpose yards and two touchdowns ... His 76 all-purpose yards led the team against Kentucky ... Had two receiving touchdowns against New Mexico State, the third multi-touchdown game of his young career ... Added a receiving touchdown against Arkansas ... Had seven receptions and 46 yards in the bowl game against Wake Forest.

High School: Third consensus five-star prospect to sign with Mizzou ... MaxPreps Player of the Year ... Rivals Illinois High School Player of the Year ... Rivals listed him as No. 5 nationally, also giving him the nod as the top receiver ... 2022 Under Armour All-America Game invitee ... Led East St. Louis High School to the Illinois Class 6A State Championship game, falling short of the title by one point ... Caught 71 passes for 1,174 yards in his senior season, including 20 trips to the end zone ... His lone varsity rush was a 54-yard house call ... Showed versatility as the team's kickoff and punt specialist ... Returned 21 punts on the season for 852 yards, with eight going the distance ... Named to the 2021 Illinois High School Football Coaches Association Class 6A all-state team ... In just five appearances his junior season, he caught 35 passes for 747 yards and five touchdowns.

Personal: Son of Luther Burden and Gaye Union ... Born December 12, 2003 ... Majoring in general studies.

CAREER RECEIVING STATISTICS

	TM	G	R	Y	TD	LG	R/G	Y/R	Y/G
2022	MIZ	13	45	375	6	35	3.5	8.3	28.8
2023	MIZ	13	86	1,212	9	56	6.6	14.1	93.2
TOTAL		26	131	1,587	15	56	5.0	12.1	61.0

CAREER RUSHING STATISTICS

	TM	GP	ATT	YDS	TD	LONG	AVG/A	YPG
2022	MIZ	13	18	88	2	17	4.9	6.8
2023	MIZ	13	7	31	0	20	4.4	2.4
TOTAL		26	25	119	2	20	4.8	4.6

CAREER SCORING STATISTICS

	TM	GP	TD	RUSH	REC	RET	FG	PAT	2PT	PTS
2022	MIZ	13	9	2	6	0	0	0	0	48
2023	MIZ	13	9	0	9	0	0	0	0	54
TOTAL		26	17	2	15	0	0	0	0	102



2023 (Freshman): Burks saw action in all 13 games, logging 22 total tackles, including 13 solo stops ... Also tallied one sack and recovered a fumble ... Also returned four kickoffs for a total of 74 yards, good for an average of 18.5 yards per return ... Turned in a memorable collegiate debut in the season opener vs. South Dakota (Aug. 31), finishing with four stops and a sack ... Recorded a personal-best five tackles against Memphis (Sept. 23) ... Also logged two stops against Kentucky (Oct. 14), South Carolina (Oct. 21) and Arkansas (Nov. 24), adding a fumble recovery against the Razorbacks as part of a 48-14 victory.


High School: Four-star safety ranked by Rivals as the seventh player from the state of Missouri and No. 12 safety recruit in the country ... 247Sports lists him as the tenth player in the state and No. 36 safety in the nation ... ESPN ranks him as the No. 13 player in the state and No. 39 safety in the country ... Led Cardinal Ritter to a Missouri Class 3A state title as a senior in 2022 in a dominant victory over Reed's Spring ... Had 145 carries, 1,487 yards and 22 scores as a senior.

Personal: Son of Marvin Burks Sr. and Derneisha Wilhite ... Born February 8, 2005 ... Taking major exploration classes at Mizzou.

CAREER DEFENSIVE STATISTICS

	TM	GP	UA	A	TT	TFL-Y	SCK-Y	INT	PD	FF	FR	BLK
2023	MIZ	13	9	7	16	1.0-9	1.0-9	0	0	0	1	0
TOTAL		13	9	7	16	1.0-9	1.0-9	0	0	0	1	0

RETURNER PROFILES



Honors & Awards

- 2024 East-West Shrine Bowl Watch List

2023 (Sophomore): Carnell started all 13 games in the defensive backfield for Mizzou, logging 51 total tackles to rank fifth on the squad ... Also registered 6.0 tackles for losses, including 3.0 sacks and six QB hurries ... Recorded an interception and seven pass break-ups, the latter of which is the second-best total on the club ... Turned in seven tackles or more on three occasions, including a career-high eight stops vs. Middle Tennessee (Sept. 9) ... Posted a sack in back-to-back games vs. Middle Tennessee and No. 15 Kansas State (Sept. 16) ... Made seven tackles and added a pair of QB hurries at Vanderbilt (Sept. 30) ... Matched that effort with another seven-tackle afternoon vs. South Carolina (Oct. 21), logging a career-best six solo stops ... Helped seal the Tigers' 36-7 win over No. 13 Tennessee with a 38-yard interception return for a touchdown ... Registered three tackles and a sack as well as forcing a fumble to lift the Tigers to a Cotton Bowl victory over Ohio State (Dec. 29).

2022 (Redshirt Freshman): Saw action in all 13 games at Blake Baker's hybrid star position, including the Gasparilla Bowl vs. Wake Forest ... Led the team in multiple categories, racking up three interceptions and two fumble recoveries, all while tacking on 26 total tackles and four pass-breakups ... Made three tackles, including a TFL, and broke up one pass at Auburn ... Made two tackles and recovered a fumble against Georgia ... Recorded three tackles and two pass-breakups against Vanderbilt ... Made three tackles and had his second fumble recovery of the season at South Carolina ... Made a career-high four tackles against Kentucky ... Returned an INT for a touchdown against New Mexico State ... Tacked on his third interception of the season against Arkansas ... Had two tackles and two pass-breakups in the bowl game against Wake Forest ... Selected to First-Year SEC Academic Honor Roll.

2021 (Freshman): Appeared in four games and preserved a redshirt season ... Made two tackles on the season, one against SEMO and Arkansas.

High School: Four-star recruit and the nation's No. 28-ranked cornerback by Rivals.com ... Top-50 athlete nationally by ESPN ... Top-rated corner prospect out of Indiana ... Played both corner and wide receiver for Ben Davis High School ... Made 52 tackles with 1.0 tackles for loss and three interceptions as a senior ... Caught 23 passes for 199 yards

and a score with five interceptions, including a pick-six as a junior ... Added 33 tackles and six pass breakups as a junior ... Finished his high school career with 102 total tackles (91 solo) and nine interceptions, while pitching in 11 pass breakups and one forced fumble ... Also added 51 catches for 675 yards and three scores on the offensive side.

Personal: Son of David and LaToya Carnell ... Born November 16, 2002 ... Majoring in parks, recreation, sport and tourism.

CAREER DEFENSIVE STATISTICS

	TM	GP	UA	A	TT	TFL-Y	SCK-Y	INT	PD	FF	FR	BLK
2021	MIZ	5	3	0	3	0.0-0	0.0-0	0	0	0	0.0	0
2022	MIZ	13	21	7	28	2.0-10	0.0-0	3	9	0	2.0	3
2023	MIZ	13	30	21	51	6.0-26	3.0-18	1	8	2	0.0	1
TOTAL		31	55	28	83	8.0-36	3.0-18	4	17	2	2.0	4

CAREER INTERCEPTION STATISTICS

	TM	GP	NO	YDS	TD	LONG	AVG.	YPG
2021	MIZ	5	0	0	0	-	0.0	0.0
2022	MIZ	13	3	41	1	40	13.7	3.2
2023	MIZ	13	1	38	1	38	38.0	2.9
TOTAL		31	4	79	2	40	19.8	2.5

RETURNER PROFILES



Honors & Awards

- 2024 East-West Shrine Bowl Watch List

2023 (Senior): Charleston started all 13 games in the Missouri secondary, finishing the regular season with 61 tackles, second most on the squad ... Ran his streak of consecutive starts to 25 in a row ... Tied for 17th among all SEC defenders in solo tackles (38) ... Recorded four pass break-ups, three QB hurries and forced a fumble ... One of the Tigers' most consistent performers on the defensive side of the ball, logging at least five tackles in eight of 12 regular-season games ... Recorded a season-best nine stops (six solo) and broke up a pass in MU's upset of No. 15 Kansas State (Sept. 16) ... Added five tackles vs. Memphis (Sept. 23), before starting a string of five consecutive 5+ tackle performances in SEC play (Oct. 7-Nov. 11) ... Logged seven tackles, matching a season high with six solo stops, while breaking up a season-high two passes against No. 1 Georgia ... Turned in five tackles, including a TFL, against No. 13 Tennessee (Nov. 11).

2022 (Junior): Started 12 games in the Mizzou secondary ... The Clemson transfer finished the season with 53 total tackles, which was third on the team ... Started in the season opener against Louisiana Tech, recording his first-career interception, which resulted in a 29-yard pick-six ... Also racked up four tackles in the win over Louisiana Tech ... Led the team in tackling against Kansas State with seven ... had five tackles and a TFL at Auburn ... Made a career-high 10 tackles against Georgia ... Had five tackles at Florida ... Had two pass-breakups against Vanderbilt ... Had four tackles, a TFL and a sack against Kentucky ... Had nine tackles at Tennessee.

Prior to Mizzou: A transfer safety from Clemson who racked up 62 total tackles, 42 of which were solo, in three seasons with the team.

High School: Led Milton High School to the 2018 Georgia 7A State Championship, the first in program history ... Had a team-leading 83 tackles, in addition to nine tackles for loss, two caused fumbles, a fumble return for 46 yards and two interceptions as a senior in 2018 ... Ranked as the No. 122 overall player by 247Sports, where he was listed as the No. 13 safety in the nation and No. 14 player in Georgia as a senior ... ESPN listed him as a top-300 player, as well as the 14th-best safety and 29th-best player in Georgia.

Personal: Son of John and Anita Charleston ... Born April 13, 2001 ... Pursuing post-baccalaureate studies at Mizzou.

CAREER DEFENSIVE STATISTICS

	TM	GP	UA	A	TT	TFL-Y	SCK-Y	INT	PD	FF	FR	BLK
2019	CU	12	10	2	12	0.0-0	0.0-0	0	0	0	0	0
2020	CU	11	29	15	44	2.0-3	0.0-0	0	2	0	0	0
2021	CU	4	3	3	6	0.0-0	0.0-0	0	0	0	0	0
2022	MIZ	12	39	14	53	3.5-12	1.0-8	1	3	0	0	0
2023	MIZ	13	38	22	60	1.0-2	0.0-0	0	4	1	0	0
TOTAL		52	119	56	175	6.5-17	1.0-8	1	9	1	0	0

RETURNER PROFILES



2023 (Senior): Clarke made 10 appearances on the season, finishing with 12 tackles and a pair of interceptions ... Turned in a pair of solo tackles in the Tigers' win over No. 15 Kansas State (Sept. 16) ... Picked off a pass and logged a season-best six stops, matching his career high, against Memphis (Sept. 23) ... Made one tackle and intercepted a pass in MU's win at No. 23 Kentucky (Oct. 14) ... Capped the regular season with three stops against Arkansas (Nov. 24).

2022 (Junior): The Miami (Fla.) transfer saw action in eight games, finishing the regular season with five total tackles ... Made his Mizzou debut in the Tigers' win over Abilene Christian ... Logged tackles in three SEC contests.

Prior to Mizzou: Spent the 2021 season at Miami (Fla.), seeing action in 10 games ... Made four starts in first season as a regular contributor ... Finished with 24 total tackles (16 solo), one interception and one fumble recovery in second year with Hurricanes ... Had two pass break-ups ... Made season debut in opener against Alabama ... Played in win over Appalachian State ... Competed against Michigan State and against Central Connecticut State ... Had first tackle of season against Virginia ... Posted one solo tackle against North Carolina ... Made first start of career and totaled four tackles with one PBU in road win over NC State ... Started and had career-best six tackles (five solo) in win over Pittsburgh ... Started in win over Georgia Tech and tallied two tackles (one solo) ... Had a pair of stops at Florida State ... Recovered first fumble of career and finished with three total tackles (two solo) in start against Virginia Tech ... Had first interception of season and ranked among team leaders with five total tackles (four solo) in start at Duke in regular season finale ... Interception was second of career ... In 2020, saw action in six games in debut season ... Finished with five tackles and one interception ... Made career debut and had first tackle of career in win at top-20 Louisville ... Finished with one tackle in romp of rival Florida State ... Played in win over Pittsburgh ... Had first interception of career in shutout at Duke ... Played in 2020 Cheez-It Bowl against Oklahoma State.

High School: Consensus three-star prospect by 247Sports, ESPN and Rivals ... Ranked the No. 30 cornerback in the country and No. 50 player in Florida by 247Sports ... Amassed over 2,500 all-purpose yards, six interceptions and returned eight punts for touchdowns in three varsity seasons ... Helped Winter Park to three district championships.

Personal: Son of Shawn and Ephraim Clarke ... Born August 28, 2001 ... Majoring in general studies.

CAREER DEFENSIVE STATISTICS

	TM	GP	UA	A	TT	TFL-Y	SCK-Y	INT	PD	FF	FR	BLK
2020	UM	5	1	4	5	0.5-0	0.0-0	1	1	0	0	0
2021	UM	10	16	8	24	0.0-0	0.0-0	1	3	0	1	0
2022	MIZ	8	1	4	5	0.0-0	0.0-0	0	0	0	0	0
2023	MIZ	10	7	5	12	0.0-0	0.0-0	2	4	0	0	0
TOTAL		33	25	21	46	0.5-0	0.0-0	4	8	0	1	0

CAREER INTERCEPTION STATISTICS

	TM	GP	NO	YDS	TD	LONG	AVG.	YPG
2020	UM	5	1	0	0	-	0.0	0.0
2021	UM	10	1	0	0	-	0.0	0.0
2022	MIZ	8	0	0	0	-	0.0	0.0
2023	MIZ	10	2	0	0	-	0.0	0.0
TOTAL		33	4	0	0	-	0.0	0.0

RETURNER PROFILES



Honors & Awards

- 2024 Maxwell Award Watch List
- 2024 Davey O'Brien Watch List
- 2024 Johnny Unitas Golden Arm Award Watch List
- 2024 Manning Award Watch List
- 2024 East-West Shrine Bowl Watch List
- 2023 William V. Campbell Trophy Semifinalist
- 2023 SEC Football Scholar-Athlete of the Year
- 2023 Phil Steele All-SEC Fourth Team
- 2023 Goodyear Cotton Bowl Offensive MVP
- 2023 College Sports Communications Academic All-District

2023 (Junior): Cook emerged as a stalwart in his second full season as the Tigers' starting QB, registering nine 200-yard passing performances en route to a career-best 3,317 passing yards to rank eighth on Mizzou's single-season chart ... His 157.2 passing efficiency rating ranks as the third-best mark in program history ... Named the SEC Scholar-Athlete of the Year after ranking third in the conference in total offense (279.69 ypg) and throwing for at least one touchdown in each of MU's 13 games ... Completed 244 passes also rushed for a career-high eight touchdowns, carrying the ball 113 times for 319 yards on the season ... Accounted for at least one passing TD and one rushing TD in eight of 13 contests ... His 21 touchdown passes is tied for ninth on the Tigers' single-season chart, while his 38 career TD tosses rates seventh all-time in program history ... Broke Andre Woodson's SEC record of 325 consecutive pass attempts without an interception, running his streak to 365 passes without throwing a pick before the string was snapped in the second quarter of the Tigers' Oct. 7 game vs. LSU ... Logged a string of four consecutive 300-yard passing performances (Sept. 16-Oct. 7) ... Completed 23-of-35 passes for 356 yards and two TDs to go along with a rushing score to lead MU's upset effort vs. No. 15 Kansas State ... Followed with 341 yards through the air against Memphis (Sept. 23) and a career-best 33 completions for 395 yards and four touchdowns in a road win over Vanderbilt (Sept. 30) ... Threw for a career-high 411 yards on 30-of-47 passing vs. No. 23 LSU ... Passed for 205 yards and rushed for a season-high 64 yards, totaling two TDs against South Carolina (Oct. 21) ... Topped the 200-yard passing plateau in four consecutive games (Oct. 21-Nov. 18), surpassing the 300 total yard mark vs. No. 13 Tennessee (330 yards) and Florida (342 yards) in back-to-back weeks ... Totaled 53 passes of 20 yards or more this season to rank second on MU's single-season list, trailing only Drew Lock's 62 in 2017.

2022 (Sophomore): Started in all 13 games at quarterback ... Finished the season with 2,724 passing yards, as well as 585 yards on the ground, 20 total touchdowns and seven interceptions ... Made his first regular season start in the opener against Louisiana Tech; went 18-for-27, 201 yards through the air and a touchdown ... Threw his first career interception - his 89 pass attempts before a first career INT is third-most in Mizzou history; rushed for 61 yards and a touchdown on seven attempts ... Threw for 128 yards and ran for 57 more in his start at Kansas State ... Recorded 297 pass yards and three TD's against Abilene Christian, both career high; tacked on 51 rush yards on six attempts in the Tigers' 34-17 win ... Produced 179 passing yards and a rushing touchdown at Auburn ... Finished with 192 yards and a touchdown against Georgia ... Had 211 passing yards and a touchdown against Vanderbilt ... Completed 17-of-26 pass attempts for 224 yards at South Carolina, adding 53 rush yards and his third rushing touchdown of the year ... Talled 217 yards and two touchdowns through that air at Tennessee, including 106 rushing yards ... Had 251 yards and three TD's through the air against New Mexico State, accompanied by 71 yards on the ground ... Recorded 380 total yards, including 138 on the ground, against Arkansas, the most by a Mizzou quarterback since 2013 ... Registered 253 total yards and a passing touchdown in the Gasparilla Bowl against Wake Forest ... Named to the SEC's Academic Honor Roll for the second-consecutive year.

2021 (Redshirt Freshman): Participated in five games, earning the start in the Armed Forces Bowl against Army West Point ... Finished the bowl game 27-of-34 for 238 yards and one touchdown ... Also rushed for a career-high 53 yards and a touchdown vs. Army ... Was a perfect 5-of-5 for 29 yards against Southeast Missouri State, with one touchdown... Finished the season 47-of-59 for 350 yards and two scores while rushing for 92 yards and a score ... Tabbed for the SEC's Academic Honor Roll.

2020 (Freshman): Saw action in three games and preserved a redshirt season ... Threw a perfect 4-of-4 for 62 yards and a TD, the first of his career, vs. Vanderbilt ... Completed 2-of-3 passes for 10 yards against No. 12/10 Georgia ... Selected for the SEC's First-Year Academic Honor Roll.

High School: Consensus three-star prospect by all major recruiting sites ... Ranked as the no. 16 player from Missouri and the No. 29 pro-style quarterback in the nation by 247Sports ... Also rated as the No. 19 player from Missouri by ESPN, and the No. 10 player from Missouri by Rivals ... As a senior at Chaminade Prep in St. Louis, threw for 3,194 yards and 33 touchdowns ... Tacked on 375 yards on the ground, including three rushing scores.

Personal: Son of Jim and Amy Cook ... Born October 12, 2001 ... Mother played soccer at Truman State, uncle (Matt Martin) played basketball at Missouri Baptist and grandfather (Ron Martin) played college baseball ... Completed undergraduate degree in business and working toward an MBA at Mizzou.

RETURNER PROFILES

CAREER PASSING STATISTICS

	TM	G	C-A-I	Y	TD	LG	%	A/P	A/G	EFF
2020	MIZ	3	6-7-0	72	1	28	.857	12.0	24.0	219.3
2021	MIZ	5	47-59-0	350	2	23	.793	7.5	69.0	140.7
2022	MIZ	13	248-383-7	2,739	14	79	.648	11.0	210.7	133.2
2023	MIZ	13	244-369-5	3,317	21	77	.665	13.6	255.2	157.2
TOTAL		34	545-818-13	6,478	38	79	66.6	11.9	190.5	145.3

CAREER RUSHING STATISTICS

	TM	G	A	Y	TD	LG	A/C	A/G
2020	MIZ	3	1	-10	0	-	-10.0	-3.3
2021	MIZ	5	22	92	1	30	4.2	18.4
2022	MIZ	13	139	585	6	40	4.2	45.0
2023	MIZ	13	113	319	8	25	2.8	24.5
TOTAL		34	275	986	15	40	3.6	29.0

CAREER SCORING STATISTICS

	TM	GP	TD	RUSH	REC	RET	FG	PAT	2PT	PTS
2020	MIZ	3	0	0	0	0	0	0	0	0
2021	MIZ	5	1	1	0	0	0	0	0	6
2022	MIZ	13	6	6	0	0	0	0	0	36
2023	MIZ	13	8	8	0	0	0	0	1	50
TOTAL		34	15	15	0	0	0	0	1	92



Honors & Awards

- 2024 East-West Shrine Bowl Watch List

2023 [Junior]: Appeared in all 13 games as a receiver, including 11 starts for the Tigers ... Registered career bests of 36 receptions and 447 receiving yards, both figures good for the No. 3 totals on the squad ... Recorded at least one reception in nine consecutive games (Sept. 9-Nov. 18) ... Enjoyed a breakout afternoon vs. No. 15 Kansas State (Sept. 16), reeling in four receptions for 79 yards, including a season-best catch of 41 yards in the 30-27 upset of the Wildcats ... Also registered a big day at Vanderbilt (Sept. 30), finishing with five grabs for 56 yards ... Followed with his top performance of his Mizzou career against No. 23 LSU (Oct. 7), hauling in seven catches for 80 yards ... Also posted six receptions for 57 yards vs. South Carolina (Oct. 21).

2022 [Redshirt Sophomore]: Saw action in all 13 games, making four starts ... Finished the season with 283 receiving yards on 25 receptions

... Had three catches for 32 yards at Auburn ... Logged four catches for 54 yards against Georgia ... Recorded four receptions for 58 yards at Florida ... Produced three catches for 45 yards against Arkansas ... Had six receptions for 57 yards against Wake Forest in the Gasparilla Bowl.

2021 [Redshirt Freshman]: Played in 10 games, earning two starts against Southeast Missouri State and Tennessee ... Posted a career high in receiving yards with 72 yards and scored a 60-yard touchdown against South Carolina ... Finished the season with 17 catches for 194 yards ... Totaled eight carries for 13 yards.

Prior to Mizzou: Redshirted his lone season at Ohio State, playing in one game against Indiana.

High School: A versatile receiver and talented athlete who was ranked as the country's No. 15 receiver and No. 82 overall player by 247Sports ... Third-rated player in the state of Missouri ... Averaged nearly 30 yards per reception as a junior, hauling in 29 passes for 869 yards and nine touchdowns while helping Trinity Catholic win their first-ever Class 3 state championship ... Amassed more than 1,100 yards of total offense ... Also rushed for 224 yards while scoring 18 touchdowns ... named to the Maxwell Award National High School Offensive Player of the Year Watch List ... Graduated from Pattonville High School.

Personal: Son of Danita Burks ... Born January 30, 2002 ... Completed undergraduate degree and working toward a master's degree in education.

CAREER RECEIVING STATISTICS

	TM	G	R	Y	TD	LG	R/G	Y/R	Y/G
2020	OSU	1	0	0	0	-	0.0	0.0	0.0
2021	MIZ	10	18	199	1	60	1.8	11.1	19.9
2022	MIZ	13	26	298	0	46	2.0	11.5	22.9
2023	MIZ	13	36	447	0	41	2.8	12.4	34.4
TOTAL		37	80	944	1	60	2.2	11.8	25.5

CAREER RUSHING STATISTICS

	TM	GP	ATT	YDS	TD	LONG	AVG/A	YPG
2020	OSU	1	0	0	0	-	0.0	0.0
2021	MIZ	10	8	13	0	9	1.6	1.3
2022	MIZ	13	0	0	0	-	0.0	0.0
2023	MIZ	13	1	3	0	3	3.0	0.2
TOTAL		37	9	16	0	9	1.8	0.4

RETURNER PROFILES



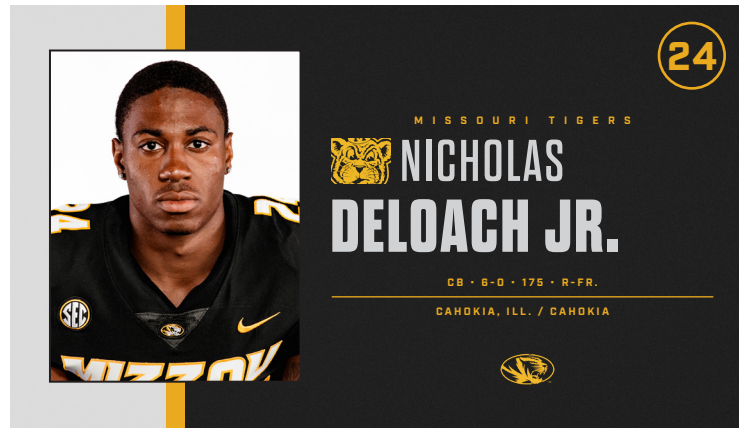
2023 (Freshman): Earned redshirt after appearing in three games in his first season at Mizzou ... Saw action against Memphis (Sept. 23), Tennessee (Nov. 11) and Arkansas (Nov. 24) ... Booted six kickoffs for the season, posting an average of 62.2 yards per kick.

High School: Rated a five-star recruit and No. 2 kicker in the nation, according to Kohl's kicking camps ... A nominee for the 2022 Hawai'i Tiki Bowl and 2022 Under Armour All-American Game ... MFCA Class 6 First-Team All-State selection as both a junior and senior ... All-district and all-conference first-team selection as both a junior and senior ... Owns the fifth (56 yards) and seventh (53 yards) longest field goals in Missouri prep history ... Holds MSHSAA records for field goals in a season (17), career field goals (45) and career points by a kicker (335).

Personal: Son of Ernie and Angie Craig ... Born October 26, 2004 ... Majoring in business.

CAREER KICKOFF STATISTICS

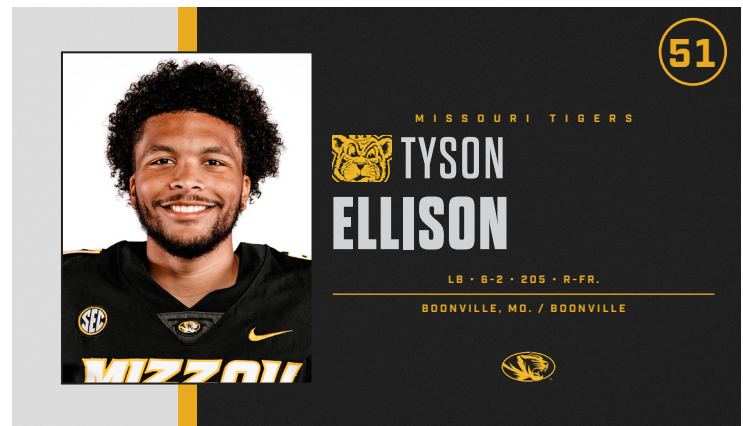
	TM	GP	ATT	YDS	AVG	TB	DB
2023	MIZ	3	6	373	62.2	0	0
TOTAL		3	6	373	62.2	0	0



2023 (Freshman): Received a redshirt in his first season at Mizzou.

High School: Three-star safety ranked by ESPN as the No. 20 player in the state of Illinois (2023) ... Rivals tabbed him as the No. 22 player in the state, while 247 listed him at No. 23 ... Played on both sides of the ball in high school, finishing his senior season with 421 receiving yards on 24 receptions for five touchdowns, as well as 68 total tackles and three interceptions ... Star athlete on Cahokia's track and field team, boasting a 6'4 high jump, 22'5.25 long jump, and a 46'4 triple jump0.

Personal: Son of Nicholas Sr. and Jessica DeLoach ... Born September 13, 2004 ... Majoring in nutrition and exercise physiology.



2023 (Freshman): Did not appear in his first season in Columbia.

High School: A two-year varsity starter at Boonville High School ... Racked up 124 total tackles in addition to 20.5 tackles for loss and six sacks in his prep career ... Led the Pirates to a district championship and an appearance in the state quarterfinals against eventual state runner-up Reeds Spring as a senior in 2022.

Personal: Son of Atiyah and Jessica Ellison ... Born August 23, 2005 ... Father serves as Mizzou's director of player development and played for the Tigers from 2002-04, before embarking on a five-year NFL career as a defensive lineman ... Has not declared a major.

RETURNER PROFILES



2023 [Redshirt Freshman]: Did not make an appearance for the Tigers.

2022 [Freshman]: Sat out season as a redshirt.

High School: First-team all-state selection as a senior at Olathe West High School ... Twice named a second-team all-state running back ... Also tabbed a first-team all-conference kick returner ... Racked up 3,872 career yards on 582 carries and punched in 45 touchdowns ... Picked up 284 yards on 37 receptions, good for four scores ... Broke the 1,000 rushing yards mark three times ... Fielded kicks as a senior.

Personal: Son of Jason and Sanam Favrow ... Born June 15, 2004 ... Majoring in parks, recreation, sport and tourism.



2023 [Graduate]: Saw action in all 13 games as a long snapper.

Prior to Mizzou: Spent four years at Ouachita Baptist University in Arkansas ... Played in 22 or the team's 23 games over the last two seasons as the primary long snapper ... Compiled three career tackles.

High School: A two-year varsity starter who made the switch from safety as a junior to quarterback as a senior for Colleyville Heritage High School ... Completed 133 of his 235 attempts for 1,857 yards and 12 touchdowns ... Also carried the ball 98 times for 430 yards, scoring five times ... Racked up 67 tackles and an interception as a defender.

Personal: Son of Chuck and Sherri Flint ... Born November 13, 2000 ... Completed undergraduate degree and is working toward an MBA at Mizzou.



2023 [Redshirt Freshman]: Did not make an appearance in his first season at Mizzou.

High School: A two-year varsity starter at Collierville High School in Tennessee ... Racked up 61 catches for 1,200 yards in his prep career ... Nine of his catches went the distance for a score ... Averaged 19.7 yards per catch ... Led the Dragons to an undefeated regular-season as a junior in 2021.

Personal: Son of Bruce and Melissa Flaskamp ... Born July 15, 2004 ... Has not declared a major.

RETURNER PROFILES

2023 (Redshirt Freshman): Made two appearances on the season, seeing action against South Carolina (Oct. 21) and Arkansas (Nov. 24).

2022 (Freshman): Earned a redshirt ... Made his collegiate debut against New Mexico State (Nov. 19).

High School: Four-star defensive tackle who ranked as the No. 52 recruit on the ESPN 300 list and ESPN's top prospect in the state of Missouri ... Ranked the No. 5 recruit in Missouri and No. 17 defensive end by Rivals ... 2022 Under Armour All-America Game invitee.

Personal: Son of Maria and grandson of Bernita Polk ... Born August 30, 2003 ... Majoring in parks, recreation, sport and tourism.

CAREER DEFENSIVE STATISTICS

	TM	GP	UA	A	TT	TFL-Y	SCK-Y	INT	PD	FF	FR	BLK
2022	MIZ	1	0	1	1	0.0-0	0.0-0	0	0	0	0	0
2023	MIZ	2	0	1	1	0.0-0	0.0-0	0	0	0	0	0
TOTAL		3	0	2	2	0.0-0	0.0-0	0	0	0	0	0

2023 (Redshirt Junior): Appeared in all 13 games on the season, primarily in a special teams role.

2022 (Redshirt Sophomore): Saw action in all 13 games this season, primarily on special teams.

2021 (Redshirt Freshman): Appeared in 12 games, primarily on special teams ... was a member of the punt protection unit.

2020 (Freshman): Redshirted during his true freshman season.

High School: A three-star offensive line prospect by all the major recruiting services ... Rated as the state's No. 20 overall prospect at any position by Rivals ... 2019 All-State selection by MaxPreps ... Team captain as a senior ... Helped guide Francis Howell to a 10-2 record as a senior, averaging 35.3 points per game and 332 yards per game on offense, including a potent ground game that racked up 205 yards per contest ... The 10 wins for Francis Howell were the most for the Vikings since 2015 ... Played along the defensive line as a standout two-way player as a senior, posting a team-high seven sacks with 30 tackles, nine of which went for a loss... Francis Howell advanced to the Class 6 District 1 Championship game ... Also competed in track and field at Francis Howell, throwing the shot put, discus and javelin.

Personal: Son of Eric and Jennifer Heismeyer ... Born July 11, 2001 ... Majoring in mechanical engineering.

2023 (Freshman): Harris played in 12 contests as a true freshman, including one start at tight end against Memphis (Sept. 23) ... Saw the bulk of his action on special teams.

High School: Two-way player who saw time at tight end and defensive end as a prep senior ... Consensus three-star prospect who was tabbed as the No. 3 player in Arkansas by 247Sports ... Received all-conference honors following the 2022 season ... Possesses a 7'1 wingspan.

Personal: Son of James and Latrice Shelton ... Born December 1, 2004 ... Majoring in industrial engineering.

RETURNER PROFILES



2023 (Redshirt Senior): Appeared in all 13 games, receiving the starting nod in nine of them ... Racked up 53 total tackles on the season, 27 of which were solo, with 11 going for a loss ... Matched a career season-high with two sacks on the campaign ... Recovered his first fumble as a Tiger in the Tennessee contest (Nov. 11), and his first since the 2020 season ... Forced his first career fumble against Arkansas (Nov. 24), in addition to his career-high 3.5 tackles for loss and 21-yard sack ... Logged a season-high nine tackles on senior night against Florida (Nov. 18), along with 1.5 tackles for loss ... Recorded a seven-yard sack on NFL prospect, Spencer Rattler, a well as 1.5 tackles for loss in a road victory over South Carolina (Oct. 21) ... Registered four tackles and one for loss in victory in the Cotton Bowl over Ohio State (Dec. 29).

2022 (Redshirt Junior): Sidelined for the entire season due to injury ... named to SEC Academic Honor Roll.

2021 (Redshirt Sophomore): Saw action in five consecutive games to end the season ... selected to SEC First-Year Academic Honor Roll.

Prior to Mizzou: Hicks spent three seasons at Wyoming before transferring to Mizzou ... made five starts as a redshirt freshman in 2020 with 27 tackles ... added 3.5 tackles for loss and two sacks ... named Mountain West Defensive Player of the Week (Nov. 2, 2020) after recording 2.0 sacks and returning an interception 47 yards to set up a touchdown vs. Hawai'i ... recovered two fumbles in the 2020 season ... spent 2019 as a special teams player with four tackles ... redshirted in 2018.

High School: 2017 All-CIF San Diego Section Second-Team Defense after racking up 157 tackles in his senior season at Lincoln High School ... averaged 13.1 tackles per game and also scored two touchdowns ... recorded double-digit tackles in all but one game of his senior season, including a season-high 25 stops against Point Loma ... recorded 15+ tackles in five contests ... led Lincoln to a 9-3 record and Eastern League conference title in 2017, as the Hornets advanced to the quarterfinals of the CIF San Diego Section Football Championships.

Personal: Son of Brandee Hicks ... Born April 13, 2000 ... Completed undergraduate degree and is currently working toward completing a master's degree in education.

CAREER DEFENSIVE STATISTICS

	TM	GP	UA	A	TT	TFL-Y	SCK-Y	INT	PD	FF	FR	BLK
2019	UW	11	3	1	4	0.0-0	0.0-0	0	0	0	0	0
2020	UW	5	8	19	27	3.5-12	2.0-9	1	1	0	2	0
2021	MIZ	7	0	0	0	0.0-0	0.0-0	0	0	0	0	0
2022	MIZ					--DNP--						
2023	MIZ	13	27	26	53	11.0-48	2.0-28	0	1	1	1	0
TOTAL		36	38	46	84	14.5-60	4.0-37	1	2	1	3	0

CAREER INTERCEPTION STATISTICS

	TM	GP	NO	YDS	TD	LONG	AVG.	YPG
2019	UW	11	0	0	0	-	0.0	0.0
2020	UW	5	1	47	0	47	47.0	9.4
2021	MIZ	7	0	0	0	-	0.0	0.0
2022	MIZ					--DNP--		
2023	MIZ	13	0	0	0	-	0.0	0.0
TOTAL		36	1	47	0	47	47.0	2.0

RETURNER PROFILES



2023 [Redshirt Freshman]: Made three appearances in his second season at Mizzou ... Went 3-for-5 in the season opener against South Dakota (Aug. 31), accompanied by 54 yards and a touchdown ... Also played against Kansas State (Sept. 16) and Arkansas (Nov. 24).

2022 [Freshman]: Earned a redshirt after appearing in one contest as a true freshman ... Made his collegiate debut against New Mexico State, racking up 10 yards on the ground ... Named to the SEC's First-Year Academic Honor Roll ... Also competed for the Tigers on the baseball diamond, making a pair of mound appearances as a freshman.

High School: Four-star quarterback prospect who ranked as the No. 164 player in the nation in the ESPN 300 and the No. 8 quarterback in the class of 2022 ... 2022 All-American Bowl invitee ... Led Collins Hill to the Georgia Class 7A State Championship ... Played in the Geico State Champions Bowl Series in Las Vegas against Washington powerhouse, Graham-Kapowsin ... Threw for 3,708 yards while completing over 70 percent of his passes on the season with 35 touchdowns ... Also rushed for 573 yards and six more touchdowns ... 2020-21 Georgia Athletic Coaches Association All-State selection ... In his two seasons as the starter at Collins Hill, threw for over 7,500 yards while completing two-thirds of his passes ... Also starred on the baseball diamond where the right-hander was among the top high school draft prospects for 2022.

Personal: Son of Jim and Beth Horn ... Born August 21, 2003 ... Brother, Monty, plays baseball for Kennesaw State ... Majoring in parks, recreation, sport and tourism.

CAREER PASSING STATISTICS

	TM	G	C-A-I	Y	TD	LG	%	A/P	A/G	EFF
2022	MIZ	1	0-2-0	0	0	-	.000	0.0	0.0	0.0
2023	MIZ	3	3-6-1	54	1	31	.500	18.0	18.0	147.3
TOTAL		4	3-8-1	54	1	31	.375	18.0	13.5	110.5

CAREER RUSHING STATISTICS

	TM	GP	ATT	YDS	TD	LONG	AVG/A	YPG
2022	MIZ	1	1	10	0	10	10.0	10.0
2023	MIZ	3	3	-1	0	6	-0.3	-0.3
TOTAL		4	4	9	0	10	2.3	2.3



2023 [Redshirt Sophomore]: Did not appear for the Tigers.

2022 [Redshirt Freshman]: Did not appear in any games.

2021 [Freshman]: Did not appear in his freshman campaign, taking a redshirt.

High School: Team captain as a senior at Columbia's Rock Bridge High School ... Earned all-conference honors as a senior ... Was named all-district as a junior and senior ... Named to the Central Missouri Media All-District team as a junior and senior ... Earned all-state academic honors as a junior and senior.

Personal: Son of Mark and Camisha Jackson ... Born November 16, 2002 ... His father, Mark, played football at Mizzou (1992) and sister, Victoria, competed in track & field and Central Missouri ... Majoring in nutrition and exercise physiology with a business minor at Mizzou.

RETURNER PROFILES

74

MISSOURI TIGERS

GAM'RON JOHNSON

OL • 6-4 • 305 • SR.

HOUSTON, TEXAS / SHADOW CREEK / HOUSTON

2

MISSOURI TIGERS

MARQUIS JOHNSON

WR • 5-11 • 180 • SO.

DICKINSON, TEXAS / DICKINSON

Honors & Awards

- 2024 Outland Trophy Watch List
- 2023 Joe Moore Award Semifinalist (Mizzou Offensive Line)
- 2022 First-Team All-American Athletic Conference
- 2022 Dave Campbell's Texas Football Second Team All-Texas
- 2022 Pro Football Focus Third-Team All-American Athletic Conference

2023 (Senior): Appeared in all 13 games on the year, receiving the starting nod at right guard 12 times ... Along with the entire Mizzou offensive line, Johnson was named a semifinalist for the Joe Moore Award, honoring the most outstanding offensive line units in the nation ... Part of an offensive unit who rushed for 200 yards on five occasions and reached the triple digits in rushing in all but one outing ... Unit allowed one or fewer sacks on five occasions ... Helped the Tigers to 500 yards of total offense in three consecutive weeks (Memphis, Vanderbilt, LSU), and five times in total ... Paved the way for five Tiger touchdowns in four contests.

Prior to Mizzou: Played at Houston for four years (2019-22) before transferring to Mizzou last season ... Started all 13 games and took 905 snaps at left guard for the Cougars in 2022 ... Allowed just one sack on the year, preventing a sack in final 11 games despite 473 opportunities ... Helped Houston finish 16th nationally in scoring (36.1) ... Paved way for four 100+ yard rushing performances ... Appeared in 13 games during the 2021 season as backup left guard, taking 669 snaps ... Permitted just three sacks in 345 opportunities, with one coming in the final seven games ... Appeared in one game in 2020, taking one snap at left guard against USF ... Did not see action in 2019, receiving a redshirt in his first season with the Cougars.

High School: Three-star prospect by all major recruiting services who prepped at Shadow Creek High School in Texas ... Ranked the No. 160 player in Texas according to 247Sports ... Helped Shadow Creek to 2018 Class 5A Division I state title game in program's first year of existence ... Received 2018 AP Class 5A Second Team All-State and 2018 Houston Chronicle All-Greater Houston First Team honors ... Racked up 63 pancake blocks and 82 knockdowns as a senior ... Coached by former NFL offensive lineman, Brad Butler ... Also competed in track & field.

Personal: Son of Colin and Cynthia Johnson ... Born February 12, 2001 ... Majoring in communication at Mizzou.

2023 (Freshman): Appeared in all 13 games in his first collegiate season as the team's primary kick returner ... Racked up 383 yards on 13 catches on the year and averaged 29.5 yards per reception ... First career reception came on a 42-yarder against Kansas State (Sept. 16) ... Scored his first touchdown on a 76-yard bomb against Memphis (Sept. 23) in St. Louis ... Snagged a career-high three receptions for 64 yards and a score at Vanderbilt (Sept. 30) ... Caught two passes for 44 yards and a touchdown at Kentucky (Oct. 14) ... Grabbed a 50-yard bomb to spark the Tiger offense in the Cotton Bowl victory over Ohio State (Dec. 29).

High School: Three-star wide receiver ranked by ESPN and Rivals as the No. 67 wide receiver in the country ... Tabbed as ESPN's No. 86 player in the state of Texas ... Dickinson went a composite 32-12 during his four years in high school ... Did it all his senior season, compiling 1,403 all-purpose yards (740 receiving, 394 rushing, 269 kick return), including nine receiving touchdowns and five rushing touchdowns.

Personal: Son of Domonique Johnson and Denise Bell ... Born September 15, 2004 ... Father played for Mizzou (2006-06) before embarking on a three-year NFL career as a defensive back ... Majoring in parks, recreation, sport and tourism.

CAREER RECEIVING STATISTICS

	TM	GP	REC	YDS	TD	LONG	RPG	AVG/R	YPG
2023	MIZ	13	13	383	3	76	1.0	29.5	29.5
TOTAL		13	13	383	3	76	1.0	29.5	29.5

RETURNER PROFILES



2023 (Junior): Appeared in all 13 contests on the year, making starts against South Dakota (Aug. 31) and Tennessee (Nov. 11) ... Racked up 40 tackles, 21 of which were solo, including one for a loss ... Recorded a career-high eight tackles against Tennessee (Nov. 11) ... Notched a tackle for loss at Georgia (Nov. 4).

Before Mizzou: Spent three seasons with the Florida Gators ... Saw action in 12 games and tallying nine starts in 2022, finished with 26 total tackles, 2.0 TFL's, two pass-breakups, two fumble recoveries and an interception ... Saw action in 10 games and started in seven at the star position in 2021, finishing with 24 total tackles, 4.0 TFL's, two pass-breakups, one sack and one interception ... Appeared in all 12 games as a freshman in 2020, registering 15 total tackles, two pass-breakups, one TFL and an interception.

High School: Notched 51 tackles and four interceptions – one of which he returned for a touchdown – as a senior in 2019 ... Helped Bartram Trail High School to an 11-1 record en route to the 2019 FHSAA Class 8A Regional Semifinals ... Posted 42 tackles and three interceptions as a junior in 2018, despite playing through a wrist injury and wearing a cast during games ... Also played baseball, earning Perfect Game Preseason Underclassman All-America Honorable Mention in 2018 and 2019.

Personal: Son of Treyondia Harris ... Born December 16, 2001 ... Step-father, Willie Harris, played 12 seasons in the MLB and won the 2005 World Series as a member of the Chicago White Sox ... Majoring in educational studies.

CAREER DEFENSIVE STATISTICS

	TM	GP	UA	A	TT	TFL-Y	SCK-Y	INT	PD	FF	FR	BLK
2020	UF	12	12	3	15	1.0-2	0.0-0	1	3	0	0	0
2021	UF	10	15	8	23	4.0-13	1.0-6	1	3	0	0	0
2022	UF	12	21	5	26	2.0-5	0.0-0	1	3	0	2	0
2023	MIZ	13	24	19	43	1.0-2	0.0-0	0	0	0	0	0
TOTAL		47	72	35	107	8.0-22	1.0-6	3	9	0	2	0

CAREER INTERCEPTION STATISTICS

	TM	GP	NO	YDS	TD	LONG	AVG.	YPG
2020	UF	12	1	0	0	-	0.0	0.0
2021	UW	10	1	26	0	26	26.0	2.6
2022	MIZ	12	1	0	0	-	0.0	0.0
2023	MIZ	13	0	0	0	-	0.0	0.0
TOTAL		47	3	26	0	26	8.7	0.6



2023 (Redshirt Freshman): Did not make an appearance in his second season at Mizzou.

2022 (Freshman): Saw action in four games, earning a redshirt ... Made his collegiate debut against Abilene Christian, recording 13 rush yards on three attempts ... Had 44 all-purpose yards against New Mexico State, including his first career reception ... Totaled 36 receiving yards on two catches.

High School: Four-star running back ranked No. 173 overall on the ESPN 300 list ... ESPN also listed him as the No. 13 running back in the country and No. 30 recruit from the state of Texas ... Rivals ranked him the No. 12 running back, No. 23 from Texas and No. 160 in the nation ... 2022 Polynesian Bowl invitee ... Over the course of his high school career, totaled 3,589 rushing yards for 45 rushing touchdowns and averaged 10.2 yards per carry ... Also snagged 72 catches for 1,298 yards and 14 touchdowns ... In 142 carries his senior season, he rushed for 1,673 yards and 20 touchdowns, while averaging almost 12 yards per carry ... 2019 Texas District 2-5A-II All-Purpose Athlete of the Year award as a sophomore.

Personal: Son of Adrian and Lajuan Bailey ... Born September 10, 2003 ... Majoring in parks, recreation, sport and tourism.

CAREER RUSHING STATISTICS

	TM	GP	ATT	YDS	TD	LONG	AVG/A	YPG
2022	MIZ	4	7	25	0	11	3.6	6.3
2023	MIZ			--DNP--				
TOTAL		4	7	25	0	11	3.6	6.3

RETURNER PROFILES



2023 (Redshirt Freshman): Did not make an appearance.

2022 (Freshman): Did not appear in any games as a true freshman.

High School: Attended Notre Dame Prep in Pontiac, Mich. ... Five-star long snapper with Kohl's Kicking Camps ... High school special teams MVP.

Personal: Son of Jim and Rosemary Kautz ... Born March 10, 2004 ... Majoring in business.



2023 (Freshman): Did not appear in any games during first season with the Tigers, earning a redshirt.

High School: Three-star defensive end ranked by Rivals as the No. 16 player in the state and the No. 31 defensive end in the country ... ESPN lists him as the No. 12 player in the state of Missouri and the No. 62 defensive end in the country ... Troy Buchanan went a combined 18-6 during his final two years, including a run to the Class 6 state semifinals in 2021 ... Named to the all-district team his senior year by the Missouri Football Coaches Association.

Personal: Son of Morio and Jamie Wray ... Born October 13, 2004 ... Majoring in parks, recreation, sport and tourism.



2023 (Redshirt Sophomore): Appeared in all 13 games on the year in a special teams role.

2022 (Redshirt Freshman): Saw action in all 13 games this season, primarily on special teams.

2021 (Freshman): Appeared in the final two games of the season ... Preserved a redshirt.

High School: Played at Marquette High School where he earned all-state and all-metro honors in 2019 and 2020.

Personal: Son of Luck and Kenneth Kreh ... Born March 11, 2003 ... Majoring in business administration with a minor in construction management.



Honors & Awards

- 2023 College Football Network Freshman All-America

2023 (Freshman): Saw action in all 13 games on the punt unit as the team's primary long snapper ... Named to the Freshman All-American team by CFN and The Athletic.

High School: Ranked as the third long snapper in the nation by Kohl's Kicking Camps ... Earned a five-star long snapper rating by Kohl's ... Won the final snapping competition at the Kohl's National Scholarship Camp, earning a spot in the Under Armour All-America Game ... Participated in the 2023 Under Armour All-America Game ... Prepped at Elkhorn Area High School in Wisconsin.

Personal: Son of Dean and Robin Le Blanc ... Born April 26, 2005 ... Majoring in health science at Mizzou.

RETURNER PROFILES



2023 (Freshman): Made four appearances, primarily in special teams roles, in his first season at Mizzou ... Saw action against Memphis (Sept. 23), Vanderbilt (Sept. 30), LSU (Oct. 7) and Kentucky (Oct. 14).

High School: Three-star linebacker ranked by ESPN as the No. 25 player in the state of South Carolina and the No. 86 linebacker in the country ... Ranked by Rivals and 247 as the No. 20 player in the state ... Named to the class 5A all-state team his senior year ... Gaffney went 15-0 en route to the class 5A state championship against Dutch Fork his junior year and the Indians went a composite 40-9 during his four years in high school ... Totaled 87 tackles, 60 solos, 20 TFLs and 5.5 sacks during his junior year.

Personal: Son of Antwain and Lacie Littlejohn ... Born March 9, 2005 ... Majoring in business.



2023 (Redshirt Freshman): Did not see action.

2022 (Freshman): Did not appear in any games, receiving a redshirt.

High School: Football letterman on the offensive line for Francis Howell, where he teamed up with fellow Tigers Drake Heismeyer, Jude James, Jack Meyer, Brett Norfleet.

Personal: Son of J.P. and Stacie Machado ... Born March 30, 2004 ... Father played football at Illinois before embarking on a five-year NFL career with the New York Jets (1999-2003) ... Sister, Lilli, plays basketball at Missouri S&T ... Majoring in computer science.



2023 (Redshirt Sophomore): Did not make any appearances.

2022 (Redshirt Freshman): Did not appear in any games.

2021 (Freshman): Redshirted his first season at Mizzou.

High School: Played for Lee's Summit where he threw for 14 touchdowns as a senior ... Averaged 185 yards per game through the air.

Personal: Son of Kim and Greg Lock ... Born March 15, 2003 ... Cousin of former Mizzou quarterback Drew Lock (2015-18) ... Uncle, Andy Lock, also played football for Mizzou (1986-89) ... Majoring in parks, recreation, sport and tourism.



2023 (Freshman): Saw action in 12 games on the year, primarily in special teams roles.

High School: Four-star wide receiver listed as the seventh player in the state by 247, and No. 10 recruit in the state by both ESPN and Rivals ... Ranked as the No. 41 WR recruit in the nation by 247 ... Chosen by the Missouri Football Coaches Association as a first-team WR as a senior, and second-team WR as a junior ... Snagged 131 career receptions for 1,737 yards and 25 touchdowns, including 63 receptions for 844 yards and 14 touchdowns as a senior.

Personal: Son of Brian and Roxanne Manning ... Born October 5, 2004 ... Taking major exploration classes at Mizzou.

RETURNER PROFILES



2023 (Redshirt Freshman): Made one appearance on the season, seeing action against Arkansas (Nov. 24).

2022 (Freshman): Earned a redshirt in his first season with the Tigers ... Made his collegiate debut against New Mexico State (11/19).

High School: Three-star defensive tackle who ranked as the No. 4 prospect from Kansas and No. 61 defensive lineman by 247Sports ... Finalist for the Buck Buchanan Award ... Racked up 145 tackles as a three-year starter, including 73 solo tackles and 9.5 sacks ... Led St. Thomas Aquinas High School to three-straight Kansas Class 5A State Semifinal appearances ... Member of the 2021 Kansas Football Coaches Association Top 11 list.

Personal: Son of Karl and Michelle Marshall ... Born August 13, 2003 ... Majoring in health science.



2023 (Redshirt Freshman): Did not make an appearance.

2022 (Freshman): Received a redshirt in his first season with the Tigers.

High School: Played for Hinsdale (Ill.) Central High School.

Personal: Son of John and Sharon McGarry ... Born July 22, 2004 ... Father played in the NFL for the Packers (1987) ... Majoring in communication.



2023 (Freshman): Received a redshirt in his first season at Mizzou ... Made his collegiate debut against Arkansas (Nov. 24) ... Saw action in the Cotton Bowl victory over No. 7 Ohio State (Dec. 29).

High School: Listed by 247Sports as the No. 97 cornerback in the country and No. 121 recruit from the state of Florida ... Led American Heritage to a state championship appearance as a senior ... Racked up 35 total tackles in his senior season ... Snagged a pair of picks during his prep career.

Personal: Son of Janet Birch ... Born March 14, 2005 ... Majoring in parks, recreation, sport and tourism.

RETURNER PROFILES



Honors & Awards

- 2024 Outland Trophy Watch List
- 2023 Joe Moore Award Semifinalist (Mizzou Offensive Line)

2023 [Sophomore]: Started all 13 games on the year as the team’s primary right tackle ... Along with the entire Mizzou offensive line, Membou was named a semifinalist for the Joe Moore Award, honoring the most outstanding offensive line units in the nation ... Part of an offensive unit who rushed for 200 yards on five occasions and reached triple digits in rushing in all but one outing ... Unit allowed one or fewer sacks on five occasions ... Helped the Tigers to 500 yards of total offense in three consecutive weeks (Memphis, Vanderbilt, LSU), and five times in total ... Paved the way for five Tiger touchdowns in four contests.

2022 [Freshman]: The true freshman saw action in 11 games, making starts in each of the last five contests.

High School: Four-star offensive guard ranked by 247Sports as the No. 7 prospect in Missouri and No. 15 interior offensive lineman in the country ... Listed as No. 12 prospect in the state by Rivals and No. 18 by ESPN ... Rivals ranked him as the No. 24 offensive guard and ESPN puts him at No. 43 ... Led Lee’s Summit North to an 11-2 record and a Missouri Class 6 State Semifinal appearance as a senior.

Personal: Son of Annie Melong and Suffo Membou ... Born March 27, 2004 ... Majoring in parks, recreation, sport and tourism.



2023 [Freshman]: Did not see action in his first season with the Tigers.

High School: Played at Lutheran North High School in St. Louis ... Helped the Crusaders to an undefeated, 14-0 season as as freshman in 2019, including a victory in the Missouri Class 2 state title game against Ava.

Personal: Son of Rae and Carmen Merriweather ... Born August 13, 2004 ... Majoring in business.



2023 [Redshirt Sophomore]: Did not see action.

2022 [Redshirt Freshman]: Did not appear in any games ... Named to the SEC Academic Honor Roll.

2021 [Freshman]: Redshirted the season.

High School: Two-time first-team all-district and all-conference honoree (2019 and 2020) for Francis Howell High School, where he teamed up with fellow Tigers Drake Heismeyer, Xavier Machado and Brett Norfleet ... Also earned all-metro and all-city honors in 2020.

Personal: Son of Don and Erin Meyer ... Born April 8, 2003 ... Majoring in business administration.

RETURNER PROFILES



10

MISSOURI TIGERS

MEKHI MILLER

WR • 6-1 • 184 • JR.

OVERLAND PARK, KAN. / BLUE VALLEY NORTH

2023 (Sophomore): Appeared in 11 games on the year, earning the starting nod against Kansas State (Sept. 16) ... Snagged 11 receptions for 148 yards and a touchdown on the season ... Averaged 13.5 yards per catch ... racked up a career-high 49 yards on two receptions, taking one the distance for an 18-yard score in the season opener against South Dakota (Aug. 31) ... Caught two passes for 35 yards against Tennessee (Nov. 11) and 24 yards in the Florida match up (Nov. 18).

2022 (Freshman): Saw action in all 13 games, making three starts ... Finished the season with eight receptions and 128 yards ... Caught two passes for 38 yards at Florida ... Had a 25-yard reception against Kentucky ... Iced the game against Arkansas with a reception on fourth down late in the fourth quarter ... Caught two passes for 20 yards in the Gasparilla Bowl against Wake Forest ... Named to the SEC's First-Year Academic Honor Roll.

High School: Three-star wide receiver ranked by ESPN as the No. 2 recruit in the state of Kansas ... Rivals ranked him as the No. 3 recruit in Kansas ... Selected to the 2021 Kansas Football Coaches Association Class 6A All-State team.

Personal: Son of Greg and Justina Miller ... Born October 19, 2003 ... Majoring in health science at Mizzou.

CAREER RECEIVING STATISTICS

	TM	G	R	Y	TD	LG	R/G	Y/R	Y/G
2022	MIZ	13	8	128	0	25	0.6	16.0	9.0
2023	MIZ	11	11	148	1	31	1.0	13.5	13.5
TOTAL		24	19	276	1	31	0.8	14.5	11.5



88

MISSOURI TIGERS

TUCKER MILLER

TE • 6-5 • 234 • SO.

RAYMORE, MD. / RAYMORE-PECULIAR

2023 (Redshirt Freshman): Did not see action.

2022 (Freshman): Earned a redshirt in his first season at Mizzou.

High School: Played at Raymore-Peculiar High School ... Racked up 66 career receptions for 768 yards and 9 TDs ... Played on Ray-Pec's 2020 Missouri Class 6 state championship squad ... Multi-sport athlete who also competed in baseball and basketball at Ray-Pec.

Personal: Son of Steven Miller ... Born November 11, 2003 ... Majoring in secondary education.



63

MISSOURI TIGERS

CHACE MISSOURI

OL • 6-2 • 280 • R-FR.

MCDONOUGH, GA. / EAGLE'S LANDING CHRISTIAN ACADEMY

2023 (Freshman): Redshirted his first season at Mizzou.

High School: Earned Georgia Class 5-2A First-Team honors as a senior at Eagle's Landing Christian Academy in McDonough, Georgia ... Helped lead the Chargers to a 7-5 season and second-place regional finish as a senior in 2022.

Personal: Born July 13, 2005 ... Majoring in journalism.

RETURNER PROFILES

45



MISSOURI TIGERS
JOE MOORE III
 DE • 6-2 • 248 • SR.
 ST. LOUIS, MO. / CARDINAL RITTER / ARIZONA STATE



2023 (Junior): Saw action in 12 games in a special teams and reserve linebacker role ... Tallied two tackles in his Tiger debut against South Dakota (Aug. 31) ... Lone sack on the year came during a homecoming victory over South Carolina (Oct. 21) ... Racked up a career high six tackles, including 0.5 tackles for loss, in a blowout victory at Arkansas (Nov. 24) ... Recovered his first career fumble in the waning moments of the Cotton Bowl to seal the victory over Ohio State (Dec. 29).

Prior to Mizzou: Spent three seasons in Tempe at Arizona State ... As a redshirt sophomore in 2022, Moore recorded 24 total tackles, 10 solo, two sacks, and a forced fumble ... Played the majority of the 2021 season for the Sun Devils on passing downs, tallying six total tackles, 2.5 tackles-for-loss, and 1.5 sacks ... Redshirted his true-freshman season in 2020, gaining experience on scout team and making his collegiate debut against Arizona.

High School: Four star recruit by ESPN, ranked as the No. 6 player out of Missouri and the No. 37 defensive end nationally ... Three-star recruit by 247Sports, ranked as a top 500 player nationally and the No. 14 overall strongside defensive end ... Was teammates with Luther Burden III and 2022 signee Marvin Burks, Jr. at Cardinal Ritter College Prep in St. Louis Led Cardinal Ritter to a 14-1 record in 2018 en route to an appearance in the Class 3 state championship ... Heralded offers from 28 FBS programs, including 19 power-five schools, eventually committing to Arizona State.

Personal: Son of Umi Okoli ... Born August 18, 2001 ... Father is former Mizzou (1968-70) and NFL running back Joe Moore, who was a first-round pick of the Chicago Bears in 1971 ... Pursuing post-baccalaureate studies at Mizzou.

CAREER DEFENSIVE STATISTICS

	TM	GP	UA	A	TT	TFL-Y	SCK-Y	INT	PD	FF	FR	BLK
2020	ASU	1	0	0	0	0.0-0	0.0-0	0	0	0	0	0
2021	ASU	11	3	3	6	2.5-9	1.5-8	0	0	0	0	0
2022	ASU	12	10	14	24	4.0-14	2.0-9	0	0	0	1	0
2023	MIZ	12	7	6	13	1.5-15	1.0-13	0	0	0	1	0
TOTAL		36	20	23	43	8.0-38	4.5-30	0	0	0	2	0

82



MISSOURI TIGERS
LOGAN MUCKEY
 WR • 6-0 • 208 • JR.
 LEE'S SUMMIT, MO. / LEE'S SUMMIT NORTH



2023 (Redshirt Sophomore): Saw action in all 13 games on the year, primarily in special teams roles.


2022 (Redshirt Freshman): Appeared in all 13 games, primarily on special teams.

2021 (Freshman): Appeared in two games in a special teams role against Florida and at Arkansas.

High School: Three-time Suburban Gold All-Conference honoree at Lee's Summit North.

Personal: Son of Darren and Kristy Muckey ... Born May 30, 2002 ... Father played baseball at Northwest Missouri State ... Majoring in health science /fitness programming management.

RETURNER PROFILES



2023 (Junior): Saw action in all 13 games on the season, earning the starting nod in the final three games of the season against Florida (Nov. 18), at Arkansas (Nov. 24) and in the Cotton Bowl against Ohio State (Dec. 29) ... Racked up 51 tackles, 26 of which were solo, on the campaign in addition to seven tackles for loss, 0.5 sacks, a pair of fumble recoveries ... First multi-tackle performance as a Tiger came on homecoming against South Carolina where he picked up 5 tackles and a half sack ... Had eight tackles, in victory over Tennessee (Nov. 11) and nine tackles one week later against Florida ... Picked up a career-high 15 tackles, including two for loss, in blowout victory at Arkansas ... Also recovered two fumbles in the Arkansas matchup ... Recorded 10 tackles and 2.5 tackles for loss in MU's Cotton Bowl victory.

Prior to Mizzou: Junior-college transfer played at Northeast Mississippi CC ... Tabbed as an NJCAA Division I First-Team All-America selection and the Mississippi Association of Community Colleges Conference Defensive Player of the Year ... Third among all DI JUCO players with 107 tackles, including 11.9 for a loss ... Also forced four fumbles, recovered a pair, had two sacks, broke up four passes and intercepted three ... His average of nearly 12 tackles per game led the MACCC.

High School: Prepped at Independence High School in Mississippi ... Registered 158 tackles and 37 for loss in his senior season in 2019 ... Logged 13 sacks for a total loss of 98 yards ... Also snagged four interceptions, taking two to the house ... Played basketball in high school.

Personal: Son of Steven Bowens and Rena Newson ... Born March 3, 2002 ... Majoring in general studies.

CAREER DEFENSIVE STATISTICS

	TM	GP	UA	A	TT	TFL-Y	SCK-Y	INT	PD	FF	FR	BLK
2023	MIZ	13	27	25	52	7.0-17	0.5-4	0	0	1	2	0
TOTAL		13	27	25	52	7.0-17	0.5-4	0	0	1	2	0



Honors & Awards

- 2024 John Mackey Award Watch List
- 2023 College Football Network Freshman All-America
- 2023 ESPN.com All-Freshman Team
- 2023 SEC All-Freshman Team (Coaches)

2023 (Freshman): Made 12 appearances in his true freshman campaign, starting the final seven games of the year ... Had 18 receptions for 197 yards and three touchdowns on the season ... Averaged 10.9 yards per catch ... Caught two passes for 40 yards, including a career long 27-yard reception in the victory over Kansas State (Sept. 16) ... Reached the endzone for the first time on a nine-yard score against LSU (Oct. 7) ... Snagged a career high four catches for 40 yards in a road victory at Kentucky (Oct. 21) ... Racked up a career high 43 yards on two receptions against Florida (Nov. 18) ... Scored two touchdowns in six seconds of game time at Arkansas (Nov. 24) ... Named to the Freshman All-American team by CFN and The Athletic.

High School: Consensus four-star tight end by every major recruiting site and No. 215 among ESPN's Top-300 ... Listed by ESPN as the seventh player in the state, and fifth TE recruit in the country ... Ranked as the No. 9 player in the state and No. 17 TE in the country by 247Sports ... Rivals has him as the No. 11 recruit in the state and No. 16 TE in the nation ... Led Francis Howell to the Missouri 5A state championship and was a First-Team All-District selection and Missouri Football Coaches Association first-team all-state TE as a senior.

Personal: Son of Matt and Rebecca Norfleet ... Born June 5, 2004 ... Majoring in business.

CAREER RECEIVING STATISTICS

	TM	GP	REC	YDS	TD	LONG	RPG	AVG/R	YPG
2023	MIZ	12	18	197	3	27	1.5	10.9	16.4
TOTAL		12	18	197	3	27	1.5	10.9	16.4

RETURNER PROFILES



2023 (Redshirt Junior): Appeared in all 13 games on the season in a special teams role ... Logged five tackles over the course of the campaign.

2022 (Redshirt Sophomore): Saw action in all 13 games this season, primarily on special teams duty ... Finished the regular season with four total tackles.

2021 (Sophomore): Appeared in four games, primarily on special teams.


2020 (Freshman): Appeared in five games ... Made his first career tackle against Georgia.

High School: Three-star linebacker prospect by all the major recruiting services ... Rivals rated him as the state's No. 18 prospect at any position ... Class 6 All-District Media First-Team selection at linebacker as a senior ... 2019 Mid-Missouri Defensive Player of the Year ... Two-time all-state and three-time all-district selection ... Four-time academic all-state honoree ... As a junior in 2018, he posted 101 tackles, six sacks and 14 tackles for loss, leading Rock Bridge to a district final ... Also tallied a fumble recovery and a safety ... Also kicked field goals for Rock Bridge ... Bruins were 22-12 during his three-year tenure with the varsity squad ... Two-time team captain.

Personal: Son of Ryan and Lezlie Norris ... Born April 10, 2002 ... Brother, Nate, also competed in football at Mizzou (2023) ... Father played baseball at Southern Illinois ... Completed undergraduate degree and is working toward an MBA at Mizzou.

CAREER DEFENSIVE STATISTICS

	TM	GP	UA	A	TT	TFL-Y	SCK-Y	INT	PD	FF	FR	BLK
2020	MIZ	5	1	0	1	0.0-0	0.0-0	0	0	0	0	0
2021	MIZ	4	0	0	0	0.0-0	0.0-0	0	0	0	0	0
2022	MIZ	13	2	2	4	0.0-0	0.0-0	0	0	0	0	0
2023	MIZ	12	4	1	5	0.0-0	0.0-0	0	0	0	0	0
TOTAL		34	7	3	10	0.0-0	0.0-0	0	0	0	0	0



2023 (Redshirt Sophomore): Appeared in 12 games on the season, receiving the starting nod in five contests ... Accumulated 20 tackles on the campaign ... Logged a season-high four tackles against LSU (Oct. 7) ... Registered three tackles and recovered a fumble in road victory over Kentucky (Oct. 14) ... Tallied three tackles in Cotton Bowl victory over Ohio State (Dec. 29).

2022 (Redshirt Freshman): Saw action in all 13 games this season, making the start at Florida ... The Texas A&M transfer finished the season with 13 total tackles, one TFL, one sack, one interception and three pass-breakups ... Made three tackles and had a pass breakup at Florida ... Iced the game with a late interception at South Carolina, the first pick of his career ... Had four tackles, a TFL and a sack against New Mexico State ... Recovered a fumble to end the game against Arkansas.

Prior to Mizzou: Spent the 2021 season at Texas A&M, where he saw action against Kent State, Prairie View and LSU as a true freshman.

High School: Four-star cornerback ranked as the No. 1 recruit in the state of Arkansas by ESPN ... Ranked as the No. 143 recruit on the ESPN 300 list ... 247 listed him as the No. 21 cornerback recruit, and Rivals put him at the No. 66 slot ... Also ran track in high school.

Personal: Son of Chris and Kaelin Norwood ... Born January 27, 2003 ... Cousin, Tre Norwood, played two seasons in the NFL with Pittsburgh ... Majoring in general studies.

CAREER DEFENSIVE STATISTICS

	TM	GP	UA	A	TT	TFL-Y	SCK-Y	INT	PD	FF	FR	BLK
2021	TAMU	3	0	0	0	0.0-0	0.0-0	0	0	0	0	0
2022	TAMU	13	11	3	14	1.0-7	1.0-7	1	4	0	1	0
2023	MIZ	12	12	8	20	0.0-0	0.0-0	0	3	0	1	0
TOTAL		28	23	11	34	1.0-7	1.0-7	1	7	0	2	0

CAREER INTERCEPTION STATISTICS

	TM	GP	NO	YDS	TD	LONG	AVG.	YPG
2021	TAMU	3	0	0	0	-	0.0	0.0
2022	TAMU	13	1	0	0	-	0.0	0.0
2023	MIZ	12	0	0	0	-	0.0	0.0
TOTAL		28	1	0	0	-	0.0	0.0

RETURNER PROFILES



2023 (Redshirt Freshman): Did not see action.

2022 (Freshman): Redshirted the season ... Named to the SEC's First-Year Academic Honor Roll.

High School: Three-star recruit listed as the No. 92 offensive lineman nationally and No. 74 recruit out of Alabama by 247Sports ... Four-year starter at Demopolis High School ... Alabama 5A all-state second-team selection as a senior ... Named to the 2021 AHSAA North-South All-Star Game ... Also competed in shot put and discus.

Personal: Son of Kenyidia James ... Born May 16, 2003 ... Majoring in general studies.



2023 (Redshirt Freshman): Did not see action.

2022 (Freshman): Redshirted his first season at Mizzou.

High School: All-state, all-conference, all-area and all-district honoree as both kicker and punter at Kickapoo High School ... Rated 4.5 stars by Kohl's kicking camps in both specialties ... Ranked in the top 100 by Kohl's in both kicking and punting ... Academic All-State honoree ... Earned the Missouri Seal of Biliteracy for Spanish.

Personal: Son of John and Sara Quadrini ... Born January 13, 2004 ... Majoring in accountancy.



2023 (Redshirt Freshman): Redshirted his first season at Mizzou.

Prior to Mizzou: Spent the 2022 season at Troy, receiving a redshirt.

High School: Earned first team all-region and was named to the Opelika-Auburn News First Team All-Defense following his senior year at Auburn High School ... Team captain ... Finished the season with 61 tackles, 26 pass break ups and four interceptions ... Helped lead the Tigers to a 10-3 record, a final No. 4 ranking in Alabama's Class 7A and a trip to the Alabama 7A semifinals ... As a junior, Auburn advanced to the Alabama 7A State Championship game and finished the year 12-2 overall ... Selected to play in the AHSAA North-South All-Star Game.

Personal: Son of Al and Nikita Pogue ... Born November 24, 2003 ... Father, Al, serves as Mizzou's cornerbacks coach ... Majoring in psychological sciences.



2023 (Freshman): Did not appear in his first season in Columbia.

High School: Three-star linebacker who played his prep career at Mission Viejo High School in California ... Tallied 165 total tackles in addition to 20.5 tackles for loss and 3.5 sacks in his career ... Helped the Diablos to a combined 34-6 record in his four years with the program.

Personal: Son of Tom and Linda Reese ... Born September 23, 2004 ... Majoring in health science.

RETURNER PROFILES



2023 (Freshman): Redshirted in his first season with the Tigers.

High School: Ranked by Rivals as the eighth-best player in the state of Missouri and the No. 19 offensive tackle in the country ... No. 19 overall prospect from Missouri according to 247Sports ... Earned MFCA first and second team all-state honors as a junior and senior, respectively ... Awarded all-state and all-district honors in both his junior and senior seasons ... Led Raytown to a district championship appearance as a senior, falling to Grain Valley in both matchups.

Personal: Son of Joe and Cheryl Reichert ... Born September 8, 2004 ... Majoring in parks, recreation, sport and tourism.



2023 (Freshman): Saw action in 11 games in primarily a special teams role ... Tallied 9.0 tackles in addition to a sack and tackle for loss on the campaign ... Notched his first career multi-tackle game with two stops in a road victory at Kentucky (Oct. 14) ... Also recorded his first career tackle for loss, sack and forced fumble at UK ... Logged a career-high 3.0 tackle performance in a Homecoming victory over South Carolina (Oct. 21).

High School: Ranked as the No. 12 and No. 23 recruit from Indiana by Rivals and 247Sports, respectively ... Listed on the IFCA all-state top-50 list in his senior season ... Earned 2022 DAC Defensive Player of the Year honors ... Racked up 94 tackles, 13 of which were for a loss, in his high school career ... Snagged five interceptions in his high school career.

Personal: Son of Sean and Leandrea Roche ... Born November 30, 2004 ... Majoring in computer engineering.



2023 (Freshman): Made two appearances in his first collegiate season ... Made Mizzou debut in a road victory over Kentucky (Oct. 14) ... Registered his first tackle and rush in a trophy-game victory over Arkansas (Nov. 24).

High School: Listed as the No. 12 and No. 17 recruit from the state of Missouri from 247Sports and Rivals, respectively ... 247Sports also lists him as the No. 31 running back in the nation ... Led St. Mary's to a 14-2 record as a senior and the Missouri class four state championship in a 42-0 victory over St. Dominic ... First team all-state selection in his senior season ... Also runs track where he posted a 10.94 100-meter dash time as a junior.

Personal: Son of John Sr. and Latanya Roberts ... Born October 26, 2004 ... Taking major exploration classes at Mizzou.

CAREER DEFENSIVE STATISTICS

	TM	GP	UA	A	TT	TFL-Y	SCK-Y	INT	PD	FF	FR	BLK
2023	MIZ	11	5	4	9	1.0-10	1.0-10	0	0	1	0	0
TOTAL		11	5	4	9	1.0-10	1.0-10	0	0	1	0	0

RETURNER PROFILES



2023 (Freshman): Did not appear in his first season at Mizzou, accepting a redshirt.

High School: Ranked as the No. 28 prospect in the state of Tennessee ... Helped David Lipscomb Academy win back-to-back Division II-AA state championships and 21-straight games ... As a senior, helped lead the Mustangs to a 13-0 campaign; finished the season as the top-ranked team in Tennessee ... Prepped for Coach Trent Dilfer at Lipscomb Academy ... Did not play organized football until 2020.

Personal: Son of Damien and Tricia Horne ... Born September 7, 2004 ... Majoring in business.



2023 (Senior): Appeared in all 13 games on the year, starting the first six contests ... Snagged five receptions for 49 yards on the campaign ... Named to the SEC's Fall Academic Honor Roll.

2022 (Junior): Saw action in 12 games this season, making six starts ... The Buffalo transfer finished the regular season with 54 receiving yards on five catches and a touchdown ... Snagged two passes for 33 yards in the opener vs. Louisiana Tech (Sept. 1) ... Caught his first touchdown pass as a Tiger against Georgia (Oct. 1).

Prior to Mizzou: Appeared in 11 games in 2021 as a reserve tight end for Buffalo ... Led all UB tight ends in receiving with 15 catches for 157 yards and a touchdown on the season ... had two catches for 26 yards at Nebraska ... Picked up four catches for 52 yards and a touchdown against Ohio ... Snagged three receptions at Akron ... Had four catches for 36 yards against Bowling Green ... Appeared in four games as a redshirt sophomore at tight end in 2020 ... Redshirted his first season in 2019.

High School: Played tight end for a high-powered LaBrae High School squad that scored a school-record 550 points on 79 touchdowns his senior season ... Racked up 64 receptions for 1,034 yards and 12 touchdowns his senior season ... Set a defensive school record with 53 career tackles for loss ... Named All-Northeast Inland District First Team and an All-Ohio Special Mention ... Selected to the WKBN Big 22 Team.

Personal: Son of Tony and Christine Stephens ... Born September 7, 2004 ... Working to complete a personal branding certificate at Mizzou.

CAREER RECEIVING STATISTICS

	TM	GP	REC	YDS	TD	LONG	RPG	AVG/R	YPG
2020	UB	3	0	0	0	-	0.0	0.0	0.0
2021	UB	11	15	157	1	35	1.4	10.5	14.3
2022	MIZ	12	5	54	1	28	0.4	10.8	4.5
2023	MIZ	13	5	49	0	20	0.4	9.8	3.8
TOTAL		39	25	260	2	35	0.6	10.4	6.7

RETURNER PROFILES



2023 [Redshirt Freshman]: Did not see action as a redshirt freshman.

2022 [Freshman]: Earned a redshirt in his first season with the Tigers ... Made his first collegiate appearance at Florida ... Also appeared against New Mexico State.

High School: Four-star safety who ranked as the No. 197 prospect on the ESPN 300 list ... ESPN ranked him as the No. 5 prospect in Missouri and the No. 14 safety in the country ... Listed as the No. 3 prospect in Missouri by both Rivals and 247Sports and the No. 14 and No. 20 safety in the country by the same two sources, respectively ... Rivals ranked him as the No. 200 prospect overall, with 247Sports slotting him at No. 242 ... Also played receiver.

Personal: Son of Hickey and Wendy Thompson ... Born April 4, 2004 ... Father played football at Michigan State ... Brother, Izaiah, played offensive line at Georgetown ... Majoring in parks, recreation, sport and tourism.



Honors & Awards

- 2024 Rimington Trophy Watch List
- 2023 Joe Moore Award Semifinalist (Mizzou Offensive Line)

2023 [Redshirt Sophomore]: Started all 13 games on the season as the team's primary center ... Along with the entire Mizzou offensive line, Tollison was named a semifinalist for the Joe Moore Award, honoring the most outstanding offensive line units in the nation ... Part of an offensive unit who rushed for 200 yards on five occasions and reached triple digits in rushing in all but one outing ... Unit allowed one or fewer sacks on five occasions ... Helped the Tigers to 500 yards of total offense in three consecutive weeks (Memphis, Vanderbilt, LSU), and five times in total ... Paved the way for five Tiger touchdowns in four contests.


2022 [Redshirt Freshman]: Saw action in all 13 games, starting in 12 at center.

2021 [Freshman]: Appeared in two games in his first season with the Tigers ... Made collegiate debut against SEMO ... Also played in the Armed Forces Bowl vs. Army West Point.

High School: Four-star prospect at offensive tackle who rated as the nation's No. 137 prospect at any position, the No. 20 offensive tackle nationally, and the second-best prospect in the state by 247Sports.com ... Helped Jackson to a 14-0 record and a state title during his senior season.

Personal: Son of Chris and Jeanna Hull ... Born August 7, 2002 ... Majoring in parks, recreation, sport and tourism.

RETURNER PROFILES



Honors & Awards

- 2024 Bronco Nagurski Trophy Watch List
- 2024 Chuck Bednarik Award Watch List
- 2024 East-West Shrine Bowl Watch List
- 2023 Goodyear Cotton Bowl Classic Defensive MVP

2023 (Redshirt Junior): Appeared in all 13 games on the year, cracking the starting lineup 12 times ... Racked up 43 tackles (25 solo), in addition to 8.5 TFLs and 5.0 sacks ... His 9.0 quarterback hurries were the most on the team ... Notched a career-high 6.0 tackles, 1.5 tackles for loss and a sack in the home opener against South Dakota (Aug. 31) ... Recorded 5.0 tackles, a tackle for loss and sack in victory over Kansas State (Sept. 16) ... Matched his tackling career high with 6.0 tackles, 1.5 tackles for loss and a sack vs. Memphis (Sept. 23) ... Had a career-high 2.0 tackles for loss and a sack in road victory over Kentucky (Oct. 14) ... Picked up his second career forced fumble during a 3.0 tackle performance vs. South Carolina (Oct. 21).

2022 (Redshirt Sophomore): Saw action in six games ... Finished the season with 7.0 total tackles, 2.0 tackles-for-loss and 2.0 sacks ... Had a three-tackle outing in the bowl game against Wake Forest.

2021 (Redshirt Freshman): Appeared in seven games ... Made nine stops on the year, including 6.0 six solo tackles and 2.0 sacks ... Recorded first career sack against SEMO and added second against North Texas ... Twice made three tackles in a game — at Kentucky and North Texas.


2020 (Freshman): Redshirted the season.

High School: Three-star defensive end prospect out of Chamberlain High School ... Finished prep career with 227 tackles with 32.0 sacks, 42.0 tackles for loss and three forced fumbles ... Posted 21 TFL and 12 sacks as a senior in 2019 ... Listed at No. 30 in the Tampa Bay Times HomeTeam 100.

Personal: Son of Johnny Sr. and April Walker ... Born December 12, 2001 ... Majoring in interdisciplinary studies.

CAREER DEFENSIVE STATISTICS

	TM	GP	UA	A	TT	TFL-Y	SCK-Y	INT	PD	FF	FR	BLK
2021	MIZ	7	6	3	9	2.0-6	2.0-6	0	0	0	0	0
2022	MIZ	7	5	2	7	2.0-6	2.0-6	0	0	0	0	0
2023	MIZ	13	25	18	43	9.5-34	5.0-25	0	0	3	0	0
TOTAL		27	36	23	59	13.5-46	9.0-37	0	0	3	0	0



Honors & Awards

- 2023 Joe Moore Award Semifinalist (Mizzou Offensive Line)

2023 (Redshirt Junior): Appeared in all 13 games on the year, primarily on special teams.

2022 (Redshirt Sophomore): Appeared in all 13 games, making four starts ... His first career start came at Auburn ... Named to the SEC's Academic Honor Roll for the second-straight year.

2021 (Redshirt Freshman): Appeared in the final four games of the season, including the Armed Forces Bowl against Army West Point ... Member of the line that blocked for Mizzou's offense to average 400+ yards of offense per game, 29.1 points per game and total 44 touchdowns scored ... Running back Tyler Badie set a new school record for single-season rushing yards (1,604) ... Tabbed for the SEC's Academic Honor Roll.

2020 (Freshman): Redshirted the season ... Earned a spot on the SEC's First-Year Academic Honor Roll.

High School: Three-star offensive line prospect by all the major recruiting services ... Was the state's No. 11 prospect at any position and the nation's No. 53 offensive tackle, according to Rivals ... 2019 Max Preps All-State honoree ... 2019 All-Suburban West Conference National Division Lineman of the Year ... Paved the way for a Mehlville rushing attack that averaged 236 yards per game on the ground during his senior season ... Played on the defensive line, posting 45 tackles (30 solo) with 3.0 sacks ... No. 20 on the St. Louis Post-Dispatch Super 30.

Personal: Son of Mark and Amy Walters ... Born April 11, 2002 ... Working to complete an MBA at Mizzou.

RETURNER PROFILES

2023 (Redshirt Freshman): Saw action in all 13 games, primarily in a special teams role ... Recorded 3.0 tackles on the season.

2022 (Freshman): Earned a redshirt in his first season with the Tigers ... Saw action in five games in the defensive backfield, including the Gasparilla Bowl vs. Wake Forest ... Recorded one pass breakup against Louisiana Tech in the season opener ... Named to the SEC's First-Year Academic Honor Roll.

High School: Four-star wide receiver ranked No. 206 overall on the ESPN 300 list ... Listed as No. 6 recruit in Missouri by both ESPN and 247Sports, and No. 15 by Rivals ... Led Parkway West to a 7-3 record his senior season.

Personal: Son of Ciji Wayne ... Born April 1, 2003 ... Majoring in parks, recreation, sport and tourism.

CAREER DEFENSIVE STATISTICS

	TM	GP	UA	A	TT	TFL-Y	SCK-Y	INT	PD	FF	FR	BLK
2022	MIZ	5	0	0	0	0.0-0	0.0-0	0	1	0	0	0
2023	MIZ	13	3	0	3	0.0-0	0.0-0	0	0	0	0	0
TOTAL		18	3	0	3	0.0-0	0.0-0	0	1	0	0	0

Honors & Awards

- 2024 East-West Shrine Bowl Watch List
- 2023 Fourth Team All-SEC (Phil Steele)

2023 (Senior): Started all 13 games in his first season as a Tiger ... Snagged 49 receptions for 682 yards and six scores, averaging 13.9 yards per catch ... First TD came on a 5-yard reception against MTSU (Sept. 9) ... Caught four passes for 80 yards and a touchdown against LSU (Oct. 7) ... Reeled in a career-high 10 receptions in a 118-yard performance at Vanderbilt (Sept. 30) ... Racked up 90 yards on five receptions at Georgia (Nov. 4) ... Exploded for a career-long 77-yard touchdown reception against Florida (Nov. 18) ... Led MU with four receptions vs. Ohio State in the Cotton Bowl (Dec. 29).

Prior to Mizzou: Transferred prior to the 2023 season after playing four seasons at Oklahoma ... Played in 36 games for the Sooners, catching 64 balls for 1,044 yards and 10 TDs ... Tied for the team lead in 2022 with 37 receptions for 530 yards and four TDs in 2020.

High School: Five-star prospect by 247Sports and Rival coming out of Allen HS in Texas. ... No. 3 rated wideout nationally in his class, was an Under Armour All-American and All-American Bowl Selection.

Personal: Son of Theo Sr. and Traci Wease ... Born June 25, 2001 ... Working to complete a master's degree in education.

CAREER RECEIVING STATISTICS

	TM	G	R	Y	TD	LG	R/G	Y/R	Y/G
2019	OU	13	8	136	2	37	0.6	17.0	10.5
2020	OU	11	37	530	4	48	3.4	14.3	48.2
2021	OU	1	0	0	0	-	0.0	0.0	0.0
2022	OU	11	19	378	4	61	1.7	19.9	34.4
2023	MIZ	13	49	682	6	77	3.8	13.9	52.5
TOTAL		49	113	1,726	16	77	2.3	15.3	35.2

CAREER SCORING STATISTICS

	TM	GP	TD	RUSH	REC	RET	FG	PAT	2PT	PTS
2019	OU	13	2	0	2	0	0	0	0	12
2020	OU	11	4	0	4	0	0	0	1	26
2021	OU	1	0	0	0	0	0	0	0	0
2022	OU	11	4	0	4	0	0	0	0	24
2023	MIZ	13	6	0	6	0	0	0	0	36
TOTAL		49	16	0	16	0	0	0	1	98

RETURNER PROFILES



Honors & Awards

- 2024 Allstate Wuerffel Trophy Watch List
- 2024 East-West Shrine Bowl Watch List

2023 (Redshirt Senior): Started 11 games and appeared in all 13 contests on the season ... Totaled 25 tackles on the year, including 5.0 tackles for loss ... Picked up five tackles against LSU (Oct. 7) ... Forced a fumble in the season opener against South Dakota (Aug. 31) ... Notched his first career fumble recovery while picking up two tackles against Florida (Nov. 18) ... Tallied five tackles and a tackle for loss in victory over Ohio State in the Cotton Bowl (Dec. 29).

2022 (Redshirt Junior): Saw action in all 13 games, making 11 starts ... The Oregon transfer finished the season with 28 total tackles, 6.0 tackles-for-loss, 2.0 sacks and 2.0 QB hurries ... Made four tackles and recorded a TFL at Auburn ... Had four tackles and a TFL at South Carolina ... Made five tackles against Kentucky ... Registered two tackles-for-loss and a sack against Arkansas ... Named to the SEC's First-Year Academic Honor Roll.


Prior to Mizzou: Spent the 2019-21 seasons at Oregon ... Played in seven games during a shortened COVID season in 2020 ... Made seven total tackles, two solo, and recorded first career sack ... Played in 14 games in 2021, totalling 16 tackles.

High School: Four-star prospect as rated by 247Sports ... Played in the 2018 AutoZone Liberty Bowl High School All-Star Game ... Named first-team 5A all-state by the Tennessee Sports Writers Association and the Tennessee Football Coaches Association as a senior ... Three-time All-Region 8-5A selection.

Personal: Son of Kabrina Pleas ... Born December 5, 2000 ... Completed his undergraduate degree and is working toward a master's degree in sport management.

CAREER DEFENSIVE STATISTICS

	TM	GP	UA	A	TT	TFL-Y	SCK-Y	INT	PD	FF	FR	BLK
2019	UO	3	0	2	2	0.0-0	0.0-0	0	0	0	0	0
2020	UO	7	2	5	7	1.0-8	0.0-0	0	0	0	0	0
2021	MIZ	14	3	13	16	0.0-0	0.0-0	0	1	0	0	0
2022	MIZ	13	21	7	28	6.0-19	2.0-10	0	1	1	0	0
2023	MIZ	13	9	15	24	5.0-29	0.0-0	0	2	1	1	0
TOTAL		50	35	42	77	12.0-56	2.0-10	0	4	2	1	0




2023 (Freshman): Redshirted first season in Columbia.

High School: Earned all-state honors in 2020 and 2021 ... Rewarded for multiple all-region honors ... Helped Callaway to a 9-4 record in 2022, a region title, and No. 8 final ranking in the AJC poll ... Led Callaway to a 12-1 record in 2020 including a victory in the state title game over Fitzgerald.

Personal: Son of Christina Rowe ... Born September 21, 2004 ... Majoring in natural resource science and management.

RETURNER PROFILES



2023 (Junior): Appeared in all 13 games on the year as a reserve defensive back ... Racked up 25 tackles on the season, 16 of which were solo, including 2.5 tackles for loss and two sacks ... Picked up two tackles and a sack against Middle Tennessee (Sept. 9) ... Had five tackles in a road victory at Kentucky (Oct. 14) ... Earned six tackles and a seven-yard sack in a blow-out victory against Arkansas (Nov. 24) ... Registered three tackles in Cotton Bowl victory over Ohio State (Dec. 29).

Prior to Mizzou: Spent three seasons at Florida State ... Played in 11 games and made 12 tackles in the 2022 campaign ... Appeared in six games with four starts in 2021, was the only FSU defender with an interception and a fumble recovery ... Recorded 32 tackles and three pass-breakups ... Saw action in eight games and recorded 22 tackles with one pass-breakup in 2020.

High School: Three-star rated as Alabama's 20th-best prospect and No. 44 athlete nationally by 247 Sports ... Four-year letterman at Vigor High School in Mobile, Ala. ... Helped Vigor to 14 wins and the 2018 5A state championship behind a defense that allowed 8.4 points per game ... Was a multi-sport athlete, playing basketball and running track.

Personal: Son of Eric Draine ... Born December 13, 2000 ... Cousin of former Tiger defensive back Kris Abrams-Draine (2021-23), a fifth-round pick of the Denver Broncos in the 2024 NFL Draft ... Pursuing a general studies path at Mizzou.

CAREER DEFENSIVE STATISTICS

	TM	GP	UA	A	TT	TFL-Y	SCK-Y	INT	PD	FF	FR	BLK
2020	FSU	8	13	9	22	0.0-0	0.0-0	0	1	0	0	0
2021	FSU	6	17	15	32	0.0-0	0.0-0	1	3	0	1	0
2022	FSU	11	7	5	12	0.0-0	0.0-0	0	0	0	0	0
2023	MIZ	13	16	9	25	2.5-9	2.0-8	0	0	0	0	0
TOTAL		38	53	38	91	2.5-9	2.0-8	1	4	0	1	0



2023 (Redshirt Freshman): Made two appearances on the season, seeing action against Arkansas (Nov. 24) and in the Cotton Bowl against Ohio State (Dec. 29).

2022 (Freshman): Redshirted in his first season with the Tigers.

High School: Three-star offensive lineman ranked as the No. 14 recruit in Missouri and No. 32 interior offensive lineman nationally by 247Sports ... Rivals listed him at No. 20 in Missouri and No. 36 at his position ... Led Lebanon High School to a 10-2 record, the 2021 Ozark Conference Championship and a state quarterfinal appearance as a senior ... Two-time all-state honoree for the Yellowjackets.

Personal: Son of Christina Godinez ... Born December 6, 2003 ... Majoring in parks, recreation, sport and tourism.

NEWCOMER PROFILES



38

MISSOURI TIGERS

JEREMIAH BEASLEY

LB • 6-1 • 230 • FR.

BELLEVILLE, MICH. / BELLEVILLE / MICHIGAN

High School: Attended Belleville (Mich.) High School, coached by Calvin Norman ... Part of Belleville program that appeared in three consecutive state championship games (2021-23), winning the Michigan Division I title twice ... Posted 120 tackles (57 solo) and five sacks as a senior in 2023 ... Two-way player who also rushed for over 2,000 yards and 41 touchdowns over his final two prep seasons ... Also logged 108 tackles as a junior and forced 10 fumbles as a sophomore ... Helped his team compile a 40-2 record over those three seasons ... Also lettered in track and field for the Tigers.

Personal: Son of Will McMichael and Peggy Carr-McMichael ... Born March 15, 2006 ... Plans to major in business.



55

MISSOURI TIGERS


JUSTIN BODFORD

DT • 6-1 • 295 • FR.

PLANTATION, FLA. / ST. THOMAS AQUINAS

High School: Three-star defensive tackle rated by ESPN as one of the top 200 recruits in the state of Florida ... Ranked by Rivals as the No. 33 defensive tackle nationally ... One-third of talented trio of Saint Thomas Aquinas standouts in Mizzou's 2024 class who helped lead the nationally-ranked Raiders to a fifth consecutive Florida state title this fall ... Registered 56 tackles, as well as 12 sacks and 19 total stops for losses this fall as part of a 14-1 campaign ... Earned a spot in FBU Freshman All-American Bowl in 2020.

Personal: Son of Michelle McDonald ... Born December 19, 2005 ... Pursuing a pre-health academic path at Mizzou.



17

MISSOURI TIGERS

J.R. BLOOD

QB • 6-2 • 180 • SR.

DESTREHAN, LA. / DESTREHAN / SOUTHERN

Prior to Mizzou: Graduate transfer who joins the Tigers after a four-year stay at Southern University, where he passed for more than 2,000 yards and 14 touchdowns over the last two seasons ... completed 148-of-257 passes for 1,963 yards and 13 scores last fall, leading the Jaguars to a 6-5 season ... Went 26-5 as a prep starting quarterback for Destrehan (La.) High School, including a senior campaign in which he passed for 2,573 yards and 29 TDs.

Personal: Son of Harold Sr. and Littice Blood ... Born December 18, 2000 ... Brother, Daniel, is a sophomore wide receiver for the Tigers ... Pursuing a master of science degree in sport management.



92

MISSOURI TIGERS

BRODY BOEHM

gors.c

High School: Following in the footsteps of Mizzou All-America kicker and fellow Indiana native Harrison Mevis, Boehm joins the Tigers after completing a standout prep career for Westfield High School ... Successfully converted 6-of-12 field goals and 48-of-49 PATs as a senior ... Booted 46 of 67 kickoffs for touchbacks ... Rated as one of the nation's top 20 kickers by Kohl's Kicking Camps ... Named a US Army All-American as a senior.

Personal: Son of Tom Boehm and Vania Page ... Born February 17, 2006 ... Taking major exploration classes at Mizzou.

NEWCOMER PROFILES



93

MISSOURI TIGERS

JAYLEN BROWN

DE • 6-8 • 250 • FR.

MADISON, ALA. / JAMES CLEMENS

High School: Brown joins the Tigers as a four-star defensive end ranked as the No. 12 prospect from the state of Alabama, according to 247Sports ... Represented Alabama in the Alabama-Mississippi All-Star Game ... Received Alabama 7A Region 4 first-team all-region honors ... Named the Huntsville QB Club Defensive Player of the Year ... Recorded 62 total tackles in addition to nine tackles for loss and seven sacks as a senior.

Personal: Son of Jonvs Ben and Lakisha Toney ... Born June 22, 2006 ... Majoring in business.



9

MISSOURI TIGERS

MARCUS CARROLL

RB • 5-10 • 210 • SR.

UNION CITY, GA. / HAPEVILLE CHARTER / GEORGIA STATE

Prior to Mizzou: Four-year letterwinner (2020-23) at Georgia State ... Doak Walker Award semifinalist and First-Team All-Sun Belt Conference honoree in 2023 after rushing for 1,350 yards ... Ranked sixth among all FBS rushers with his average of 112.5 ypg, a GSU single-season record ... Finished as the No. 3 rusher in GSU history with 2,136 yards ... Ranks second with 22 rushing touchdowns and had a school-record nine 100-yard games ... Ran for 622 yards and six touchdowns in 2022 ... Was a Georgia Class AA All-State honoree who helped lead Hapeville Charter program to the 2017 Georgia state title.

Personal: Son of Henika Carroll ... Born July 24, 2002 ... Majoring in general studies.



52

MISSOURI TIGERS

MARCUS BRYANT

DL • 6-8 • 318 • SR.

ROUND ROCK, TEXAS / CEDAR RIDGE / SMU

Prior to Mizzou: Played in 42 games over four seasons on the offensive line at SMU, earning All-American Athletic Conference honors in each of his final three campaigns for the Mustangs ... Helped SMU to an 11-3 season and AAC title in 2023, anchoring an O-line that racked up 542 points--the second-highest in program history ... Earned All-AAC First-Team honors in 2023, after picking up second-team laurels in 2022 and third-team recognition in 2021 ... Three-star recruit out of Cedar Ridge High School, where he earned first-team all-district honors in 2018 and 2019.

Personal: Son of Stefan and Dena Bryant ... Born June 22, 2002 ... Majoring in educational studies.



50

MISSOURI TIGERS

TALAN CHANDLER

DL • 6-3 • 287 • FR.

NEVADA, MO. / NEVADA

High School: Three-star offensive lineman from all major recruiting services ranked by Rivals as the No. 4 offensive lineman in the country ... Earned a spot in the 2023 U.S. Army Bowl and the 2020 FBU Freshman All-American Bowl ... Listed as the No. 11 recruit in the state of Missouri by 247Sports, ESPN and Rivals ... As a senior, led the Nevada Tigers to a 9-3 record, a district championship crown and a Missouri Class 4 state quarterfinal appearance ... Flipped to Mizzou after decommitting from Colorado.

Personal: Son of Jim and Lori Chandler ... Born October 5, 2005 ... Majoring in health science at Mizzou.

NEWCOMER PROFILES



High School: A consensus four-star wideout ranked as the No. 51 prospect in the country by 247Sports ... Rated as the top recruit from the state of Arkansas according to 247Sports, while On3, Rivals and ESPN list him at No. 2, No. 3 and No. 4, respectively ... Possessed the 270th spot on ESPN's top 300 recruits list ... Rated a top 20 wideout nationally by 247Sports, On3 and ESPN ... Snagged 42 receptions for 930 yards and 13 touchdowns in his senior season while also handling kick return duties ... Received an invite to the 2024 All-American Bowl.

Personal: Son of Danyell Hughes ... Born September 28, 2005 ... Majoring in parks, recreation, sport and tourism.




High School: Racked up 1,308 yards through the air and 818 yards on the ground, combining for 31 touchdowns during his senior season for Mizzou head coach Eliah Drinkwitz's alma mater, Alma (Ark.) High School.

Personal: Son of Adam and Brooke Daily ... Born March 31, 2006 ... Father, grandfather (Marvin Daily) and uncle (Clarke Moore) all played college football at Arkansas ... Majoring in business.



High School: Two-star recruit (247) listed as the 37th-ranked prospect out of the state of Missouri ... Prepped at Columbia's Rock Bridge High School, which used four shutout wins to reach a 9-3 record and advance to the Missouri Class 6 state quarterfinal round his senior season ... Teammate of fellow Tiger Aidan Dubbert for three years at Rock Bridge.

Personal: Son of Rohrk Cutchlow and Cecilia Olivaves ... Born February 10, 2006 ... Father serves as Mizzou's assistant director of athletics for athletic performance and sports science ... Majoring in health science.



High School: A consensus three-star athlete who possesses 4.4 speed and the potential to play a number of roles for the Tigers ... Rated as the No. 7 overall recruit in the state of Arkansas by 247 Sports ... Impacted both sides of the line of scrimmage for Pine Bluff High School, hauling in 26 receptions for 347 yards and three touchdowns ... Also logged three interceptions as a junior in 2022 ... Multi-sport talent who also competed in basketball and track and field for the Zebras.

Personal: Son of Nicole Dendy ... Born February 22, 2006 ... Majoring in parks, recreation, sport and tourism.

NEWCOMER PROFILES

60

MISSOURI TIGERS

AIDAN DUBBERT

DE • 6-3 • 240 • SO.

COLUMBIA, MO. / ROCK BRIDGE

High School: High School: Completed a standout prep career for Columbia’s Rock Bridge High School, the same program that produced fellow Mizzou defenders Grayson Cutchlow and Will Norris ... Part of Bruins teams that made back-to-back Missouri Class 6 state quarterfinal appearances.

Personal: Son of Joe and Sarah Dubbert ... Born January 29, 2005 ... Nephew of Mizzou All-American and five-time NFL Pro Bowl defensive end Justin Smith (1996-99) ... Majoring in business.

11

MISSOURI TIGERS

COREY FLAGG

LB • 6-0 • 230 • SR.

HOUSTON, TEXAS / NORTH SHORE / MIAMI (FLA.)

Prior to Mizzou: Saw action in all 43 games over his four-year career at Miami (Fla.) ... Served as key member of the Hurricanes linebacker corps, recording 48 total tackles (23 solo) in 2023 ... Tallied 56 tackles to rank third on the squad in 2022 after leading the ‘Canes with 60 stops in 2021 ... Completed prep career as a consensus three-star prospect by 247Sports, ESPN and Rivals...Ranked the No. 25 inside linebacker and No. 72 player in Texas by Rivals...Helped lead North Shore to the Texas Conference 6A D1 State Championship and was named Defensive MVP of the game.

Personal: Son of Corey Sr. and Sharetha Flagg ... Born January 11, 2002 ... Brother of fellow Tiger Caleb Flagg ... Majoring in sociology.

36

MISSOURI TIGERS

CALEB FLAGG

S • 5-10 • 180 • JR.

HOUSTON, TEXAS / NORTH SHORE / HOUSTON CHRISTIAN

Prior to Mizzou: Flagg played in 21 total contests over his two years at Houston Christian ... Finished the 2023 season with 51 tackles ... Appeared in all 11 games, including seven starts, as a freshman in 2022 ... Tallied 50 tackles, reaching double-digit tackles twice (vs. Northwestern State and McNeese) ... Scored a touchdown on a 70-yard interception return vs. Northwestern State ... Prepped at Houston’s North Shore High School, helping lead the Mustangs to the 2021 Texas UIL Class 6A championship ... Tabbed for All-District 21-6A First-Team honors.

Personal: Son of Corey Sr. and Sharetha Flagg ... Born August 3, 2004 ... Brother of fellow Tiger Corey Flagg ... Majoring in psychological sciences.

99

MISSOURI TIGERS

JADON FRICK

DT • 6-1 • 260 • FR.

ORLANDO, FLA. / BOONE

High School: Frick racked up 46 tackles, nine sacks and forced three fumbles during his senior season at Boone (Fla.) High School, helping lead them to an undefeated record against district competition.

Personal: Son of Josh and Holly Frick ... Born November 1, 2005 ... Majoring in business.

NEWCOMER PROFILES



61

MISSOURI TIGERS

GRAHAM GILMER

OL • 6-4 • 285 • FR.

BRENTWOOD, TENN. / BRENTWOOD ACADEMY

High School: Three-star recruit ranked as the No. 63 prospect out of the state of Tennessee [247 Composite] ... Received offers from Arkansas State, Central Michigan and Marshall before choosing Mizzou.

Personal: Son of Brantley and Courtney Gilmer ... Born February 22, 2006 ... Majoring in business.



21

MISSOURI TIGERS

TRAJEN GRECO

S • 6-0 • 180 • FR.

BUFORD, GA. / MILL CREEK

High School: Four-star defensive back ranked as a top 30 recruit in the state of Georgia by all major recruiting platforms ... Possesses the 219th spot on ESPN's top 300 prospects list ... The two-way player logged 86 career tackles and seven interceptions on defense, in addition to snagging 61 receptions for 744 yards and 12 touchdowns ... Helped the Mill Valley Hawks to a 14-1 season and the 2022 Georgia 7A state title as a junior ... Earned a spot in the 2024 All-American Bowl and Gwinnett County Player of the Year honors.

Personal: Son of Janine Greco ... Born November 4, 2005 ... Taking major exploration classes at Mizzou.



13

MISSOURI TIGERS


AIDAN GLOVER

QB • 6-3 • 191 • FR.

MEMPHIS, TENN. / COLLIERVILLE

High School: Four-star rated QB by On3.com listed as the No. 15 player nationally in the position ... Ranked a top 20 recruit out of the state of Tennessee by On3, Rivals and 247Sports ... Threw for 1,802 yards and 21 touchdowns on 125 completions in his standout senior season ... The two-year varsity starter went 221-for-366 with 3,223 yards, 42 touchdowns and 14 interceptions in his prep career ... Also racked up 787 career rushing yards on 127 carries, averaging 6.2 yards per attempt, and 10 rushing scores.

Personal: Son of Gil and Jessica Glover ... Born May 31, 2005 ... Majoring in biological sciences.



70

MISSOURI TIGERS

CAYDEN GREEN


OL • 6-5 • 316 • SO.

LEE'S SUMMIT, MO. / LEE'S SUMMIT NORTH / OKLAHOMA

Prior to Mizzou: Played in 11 games and made five starts at left guard as a freshman at Oklahoma last fall ... Started each of the last four regular season games for the Sooners ... Prepped at Lee's Summit North High School, where he was a teammate of fellow Tigers Armand Membou, Logan Muckey and Williams Nwaneri ... Was a consensus four-star prospect, ranked as nation's No. 55 recruit by ESPN, No. 61 by Rivals and No. 92 by 247Sports ... Touted as country's No. 2 offensive tackle by ESPN and No. 3 by Rivals ... A 2022 MaxPreps and Under Armour All-American ... Helped North reach the Missouri Class 6 championship game his senior season.

Personal: Son of Reginald and Dana Green ... Born November 15, 2004 ... Majoring in psychological sciences.

NEWCOMER PROFILES



High School: Three-star prospect rated as the No. 17 tight end nationally by ESPN ... Cited as the No. 13 overall recruit in the state of Missouri by Rivals ... Helped Joplin High School to a 7-4 mark and district runner-up finish in 2023 ... Tabbed by the Missouri Football Coaches Association for Second-Team Class 6 All-State honors in 2023 ... First player in the class of 2024 to verbally commit to the Tigers.

Personal: Son of Jeff and Annie Hafer ... Born October 1, 2005 ... Father was a Mizzou men's basketball standout (1996-2000) under Hall of Fame head coach Norm Stewart ... Majoring in business.



Prior to Mizzou: Four-star linebacker listed as the No. 4 recruit from the state of Arkansas by On3 ... Listed as the No. 31 and No. 32 linebacker in the nation by On3 and Rivals, respectively ... The three-year varsity starter racked up 265 total tackles and 23 tackles for loss during his prep career ... Logged 98 tackles, seven tackles for loss and a sack in his senior season ... Led the Valley View Blazers to a 10-2 record and a state quarterfinal appearance as a senior.

Personal: Son of Buck Willie and Maegan Cook ... Born September 10, 2005 ... Majoring in parks, recreation, sport and tourism.



High School: A consensus three-star safety by all major recruiting platforms who possesses the ability to fit a number of roles for the Tigers ... Ranked as the No. 68 and No. 111 prospect from the state of Georgia according to 247 Sports and On3, respectively ... Racked up 116 total tackles, six tackles for loss and five interceptions in his prep career ... A versatile athlete who also amassed 1,110 career rushing yards, 1,122 career receiving yards, fielded kickoffs for three seasons and was the team's punter during his junior year ... Invited to participate at the 2024 All-American Bowl.

Personal: Son of Scott Bryan and Rossie Hancock-Bryan ... Born December 20, 2005 ... Majoring in business.



Prior to Mizzou: Spent freshman season as a redshirt at Wyoming ... Selected for First-Team Missouri Class 5 All-State honors as a linebacker and was named the Class 5 Defensive Player of the Year in 2022 ... Teaming up with fellow Tigers Jude James and Brett Norfleet, helped lead Francis Howell High School to a perfect 14-0 season and its first-ever Missouri Class 5 state championship in 2022 ... Scored two touchdowns in the state championship game ... Named GAC South Division Player of the Year and first-team all-conference as both a linebacker and running back in 2022 ... Credited with 131 tackles, 12.0 tackles for loss and 6.0 sacks, while rushing for 1,274 yards and scoring 24 touchdowns ... GAC All-Academic selection in football.

Personal: Son of Isiah and Shannah Hultman ... Born May 31, 2005 ... Majoring in health science.

NEWCOMER PROFILES



29

MISSOURI TIGERS

KHALIL JACOBS

LB • 6-2 • 218 • JR.

NICEVILLE, FLA. / NICEVILLE / SOUTH ALABAMA

Prior to Mizzou: Saw action in 24 total games for South Alabama over his first two collegiate seasons ... Made 56 total tackles in 2023, including 25 solo tackles and 8.5 tackles for loss ... Notched 3.0 sacks for 14 yards during the year ... Forced three fumbles on the season ... Made a season-high eight tackles in back-to-back games against Southern Miss and Louisiana ... A three-star recruit out of Niceville (Fla.) High School ... Helped his team finish 10-2 while advancing to the second round of the Florida 7A playoffs his senior season.

Personal: Born December 1, 2003 ... Majoring in educational studies.



71

MISSOURI TIGERS

RYAN JOSTES

DL • 6-6 • 298 • FR.

WASHINGTON, MO. / WASHINGTON

High School: A consensus three-star offensive lineman by all recruiting services ... Ranked as a top 15 recruit hailing from the great state of Missouri by all recruiting services ... Amassed 96 pancake blocks during his senior season ... Earned Missouri Class 5 second-team all-state honors in his final prep year ... Honored as a first-team all-conference selection in both his junior and senior seasons.

Personal: Son of Clayton Jostes and Tiffany Acton ... Born December 5, 2005 ... Plans to major in business at Mizzou.



89

MISSOURI TIGERS

JUDE JAMES

TE • 6-2 • 211 • FR.

ST. CHARLES, MO. / FRANCIS HOWELL

High School: A three-star athlete who possesses the versatility to play on both sides of the line of scrimmage ... Earned MFCA First-Team All-State recognition as a defensive back for the second straight season in 2023 ... Helped lead Francis Howell to the 2022 Missouri Class 5 state title with a perfect 14-0 season, totaling 119 tackles, four interceptions and a fumble recovery ... Also excelled on the offensive side as a junior, reeling in 27 receptions for 584 yards and six touchdowns ... Rated by Rivals as the No. 17 overall recruit in Missouri.

Personal: Son of Gary and Amy James ... Born February 7, 2006 ... Plans to major in health science at Mizzou.



97

MISSOURI TIGERS

EDDIE KELLY

DE • 6-4 • 278 • JR.

ORLANDO, FLA. / WEST ORANGE / GEORGIA TECH

Prior to Mizzou: Veteran defensive end with two years of eligibility remaining after splitting his first two collegiate seasons between South Florida and Georgia Tech ... Played in five games as a true sophomore for Georgia Tech ... Ranked second in total tackles among defensive linemen with 36 ... Matched a career high with nine total tackles at Clemson (Nov. 11), including a career-high four solo tackles ... Saw action in 11 games as a true freshman at USF ... Totaled 19 tackles, which was tied for third among the team's defensive linemen ... Had at least one stop in each of the Bulls' first nine games of the season ... Rated as a three-star prospect by Rivals, 247Sports and ESPN coming out of West Orange High School in Orlando ... Helped lead West Orange to an 11-2 record and an appearance in the Florida Class 8A state quarterfinals as a senior.

Personal: Son of Lashira Benn ... Born August 18, 2004 ... Majoring in general studies.

NEWCOMER PROFILES



High School: A four-star defensive back and top 40 cornerback in the nation according to 247Sports and ESPN ... Ranked the No. 23 cornerback nationally by 247Sports ... Listed as the No. 32 and No. 43 recruit from Florida by 247Sports and ESPN, respectively ... Helped the Mosley Dolphins to an 11-2 record, a district title and a regional final appearance as a sophomore in 2021 ... Racked up 72 total tackles and snagged three interceptions during his three-year prep career.

Personal: Son of Anthony Keys and Whitney Mathis ... Born December 2, 2005 ... Plans to major in business at Mizzou.



High School: A four-star running back ranked in the top 300 nationally by On3, 247Sports and Rivals ... Rated the No. 6 running back nationally and No. 38 prospect from the state of Texas by Rivals ... Racked up 1,513 yards on 221 carries in his senior season, reaching the end zone 19 times as a senior ... Snagged 17 receptions for 254 yards, averaged nearly 15 yards per catch and claimed two receiving scores in his final prep season ... Led the Lancaster Tigers on a playoff run that included an appearance in the 2023 Texas 5A D1 state quarterfinals.

Personal: Son of Kendra McGrew ... Born July 6, 2006 ... Plans to major in business at Mizzou.



Prior to Mizzou: Played in 10 games as a freshman last fall at Stephen F. Austin ... Tallied 6.0 total tackles, including 4.0 solo stops for the Lumberjacks ... Two-star recruit out of Lancaster High School, according to Rivals ... Led Lancaster to a 9-3 record his senior season ... Held offers from FBS schools Army, Navy, UNLV, and FCS powerhouse Montana State before committing to Stephen F. Austin.

Personal: Son of Kendra McGrew ... Born July 25, 2005 ... Majoring in educational studies.



High School: Rated by ESPN and Rivals as a four-star recruit and a top 50 national wide receiver ... Also ranked among the top 100 recruits in the talent-rich state of Florida by all of the major recruiting services ... The third and final member of the Saint Thomas Aquinas trio to commit to Mizzou's 2024 class ... Kansas City native who helped lead the nationally-ranked Raiders to a fifth consecutive Florida state title in 2023 ... Totaled 47 receptions for 647 yards and 10 touchdowns this fall after averaging 21.4 yards per catch in 2022 as a junior.

Personal: Son of James and Mia Madison ... Born September 10, 2005 ... Plans to major in business at Mizzou.

NEWCOMER PROFILES



Prior to Mizzou: Prep standout on the defensive side of the line of scrimmage for Parkdale High School in Riverdale, Maryland ... Multi-sport athlete who also competed in track and field for the Panthers.

Personal: Son of Evelyn Martin ... Born December 5, 2002 ... Majoring in information technology.



High School: Prepped at Webster Groves High School in the St. Louis area.

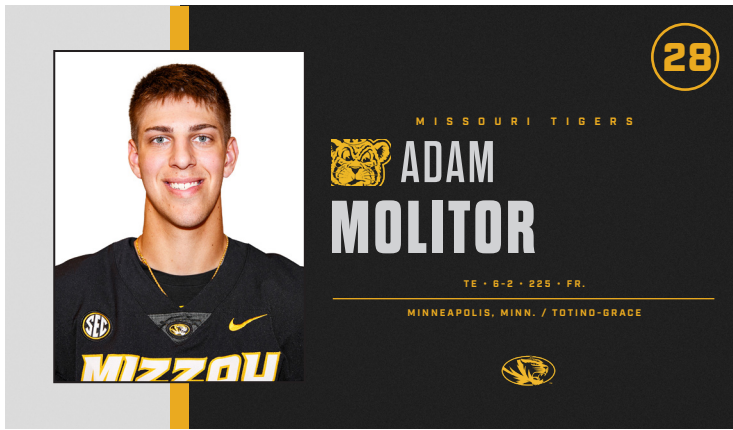
Personal: Son of Jeff McDermott and Amy Lapresta ... Born August 21, 2003 ... Plans to major in business at Mizzou.



Prior to Mizzou: Played two seasons at Florida before joining the Tigers for the 2024 season ... Played in 25 games over his two-year stint in Gainesville ... Logged 23 tackles (7 solo), 1.0 tackles for loss and 0.5 sacks as a sophomore last fall ... Registered a career-best 6.0 tackles at No. 18 LSU ... As a freshman, tallied 23 tackles, 2.5 TFLs, 1.5 sacks and a fumble recovery ... Rated as the No. 2 recruit in Oklahoma coming out of Owasso High School by 247Sports Composite Rankings ... Four-Star recruit and the No. 17 defensive lineman and No. 100 overall prospect in the Class of 2022 (247Sports) ... Tabbed for the 2022 All-American Bowl Game.


Personal: Son of Kenny and DaRina McClellan ... Born October 17, 2003 ... Majoring in general studies.

NEWCOMER PROFILES



High School: Two-star recruit by 247, ranked as the No. 29 prospect out of Minnesota ... Received an offer from Northern Iowa before committing to Mizzou.

Personal: Son of Jim and Jolee Molitor ... Born September 29, 2005 ... Plans to major in engineering at Mizzou.



High School: A consensus five-star prospect ranked fifth on ESPN's top 300 recruits list ... Listed as the No. 1 prospect out of the state of Missouri and top edge rusher in the country by all recruiting platforms ... The three-year varsity starter led Lee's Summit North to a 33-5 record, a state semifinal appearance in 2021 and a state championship appearance in 2022 ... Amassed 149 tackles, 25 tackles for loss and 23 sacks during his prep career ... Accumulated 50 tackles, 13 tackles for loss and six sacks in his senior season ... A Missouri Class 6 First-Team All-State selection in his junior and senior seasons ... Selected to play in the 2024 Under Armour All-America Game.

Personal: Son of Don and Owjioke Nwaneri ... Born November 5, 2005 ... Plans to major in business at Mizzou.



Prior to Mizzou: Rushed for 3,074 yards over a four-year career at Appalachian State ... Averaged 5.68 per carry with 18 career touchdowns for the Mountaineers ... Had 14 career 100-yard games, including five straight to open the 2023 season ... Rushed for 834 yards on 173 attempts (for a 4.8 average) with five touchdowns as a junior last fall ... Ranked No. 2 nationally (trailing only Cody Schrader) in rushing yards per game (130.2) with games of 115, 127, 193, 107 and 109 yards on the ground ... Also led the Sun Belt Conference in rushing with 1,126 yards in 2021 to earn first-team all-conference honors ... Came to App State as a first-team All-Dade County running back as a prep at Miami's Northwestern High School ... Helped his prep squad to a third consecutive 5-A state title in 2019.

Personal: Son of Mark and Janet Noel ... Born May 4, 2002 ... Majoring in general studies.



Prior to Mizzou: Joins the Tigers after competing at Murray State as a freshman last fall ... Punted 10 times vs Louisville with an average of 43.7 yards, putting two punts inside the 20 and had a long of 55 yards ... Named MVFC Specialist of the Week following Indiana State game in which he booted five punts for 229 yds (45.8yd avg) ... Booted a career-long punt of 71 yards at Missouri State, second-longest punt in the MVFC ... Had 11 punts of 50+ yards in 2023 ... Put 17 punts inside the 20-yard line including nine punts inside the 10-yard line ... Totaled 54 punts for an average of 43.1 ypp to tank fourth in the MVFC ... Trained at famed Australian kicking academy ProKick Australia.

Personal: Son of Simon Phillips and Helen Lesirge ... Born September 2, 2002 ... Majoring in art.

NEWCOMER PROFILES

2

MISSOURI TIGERS

TORIANO PRIDE JR.

CB • 5-11 • 190 • JR.

ST. LOUIS, MO. / EAST ST. LOUIS / CLEMSON

Prior to Mizzou: St. Louis native who played for two seasons at Clemson to start his collegiate career ... Joins the Mizzou program after totaling 37 tackles (2.0 for losses), nine pass breakups, a sack, an interception and a safety in 26 games (three starts) at Clemson from 2022-23 ... Rated as the No. 39 overall recruit and second-best in prospect in Missouri coming out of East St. Louis High School ... Selected to play in the All-American Bowl in San Antonio ... Helped East St. Louis squad to an 11-3 record in 2021, after playing on 2019 Missouri state title-winning Lutheran North club.

Personal: Son of Shasheen Pride ... Born December 18, 2003 ... Majoring in general studies.

6

MISSOURI TIGERS

DREW PYNE

QB • 6-0 • 190 • SO.

NEW CANAAN, CONN. / NEW CANAAN / NOTRE DAME

Prior to Mizzou: Joins the Tigers after competing for Notre Dame (2020-22) and Arizona State (2023) to begin his collegiate career ... Completed 26-of-49 passes for two touchdowns and 273 total yards for the Sun Devils last fall ... Spent three seasons at Notre Dame, earning the starting job in 2022, when he completed 164-of-254 pass attempts for 2,021 yards and 22 scores ... Has passed for a combined 2,530 yards and 26 TDs as a collegiate quarterback ... Was a four-star prep recruit by 247Sports, Rivals and ESPN.com... Rated as the No. 1 player from Connecticut by Rivals coming out of New Canaan High School.

Personal: Son of George and Helene Pyne ... Born December 5, 2000 ... Completed undergraduate degree and currently working on an MBA at

72

MISSOURI TIGERS

CALEB PYFROM

OL • 6-5 • 315 • FR.

OMAHA, NEB. / CENTRAL

High School: Rated as a three-star recruit by all of the major recruiting services ... Ranked as the top offensive lineman and No. 3 overall recruit in Nebraska by both ESPN and Rivals ... Named a first-team Nebraska Super-State and Class A All-State selection in 2022 and 2023 ... Tabbed for the Omaha World-Herald's All-Nebraska football team each of his final two prep seasons ... Also competed on the hardwood for Central.

Personal: Son of Livan and Natasha Pyfrom ... Born April 13, 2006 ... Taking major exploration classes at Mizzou.

76

MISSOURI TIGERS

JAYVEN RICHARDSON

OL • 6-6 • 303 • SO.

BATON ROUGE, LA. / E. ASCENSION / HUTCHINSON CC

Prior to Mizzou: Cited as a three-star JUCO recruit (247) out of Hutchinson CC (Kan.) ... Touted as the No. 29 ranked junior college player nationally in the 2024 class ... Received offers from Illinois, Mississippi State, Auburn, Ole Miss, Kansas, NC State, Maryland, Purdue, Arkansas and Texas Tech, among others, before committing to Mizzou.

Personal: Son of Bridget Ducote ... Born October 9, 2003 ... Majoring in sociology.

NEWCOMER PROFILES



20

MISSOURI TIGERS

NICHOLAS RODRIGUEZ

LB • 6-1 • 215 • FR.

MIAMI, FLA. / ST. THOMAS AQUINAS

High School: Rated as a four-star recruit and top 50 Florida prep senior by both Rivals and ESPN ... Also ranked as the No. 15 outside linebacker in the country by Rivals ... One of three Saint Thomas Aquinas standouts in Mizzou's 2024 class who helped lead the nationally-ranked Raiders to a fifth consecutive Florida state title this past fall ... Registered 114 total tackles, 15 tackles for losses and 9.0 sacks as a senior ... Racked up 270 tackles, 25 TFLs and 15.0 sacks for his three-year varsity career.

Personal: Son of Nicolas and Maria Rodriguez ... Born August 28, 2005 ... Plans to major in business at Mizzou.



32

MISSOURI TIGERS

JAREN SENSABAUGH

CB • 6-1 • 173 • FR.

NASHVILLE, TENN. / ENSWORTH

High School: A four-star cornerback ranked as the No. 26 position player in the country according to 247 Sports ... Listed as the No. 7 recruit from Tennessee by 247 Sports, while Rivals and On3 have him at No. 11 and No. 14, respectively ... Rated the No. 53 cornerback in the nation by Rivals and No. 62 by On3.

Personal: Son of Gerald Sensabaugh and Linda Solomon ... Born June 28, 2006 ... Father played collegiately at East Tennessee State and North Carolina before an eight-year NFL career, playing safety for the Dallas Cowboys and Jacksonville Jaguars ... Plans to major in business at Mizzou.



94

MISSOURI TIGERS

WILL SAFRIS

P • 5-11 • 165 • FR.

JOHNSTON, IOWA / JOHNSTON

High School: Ranked as the No. 33 punter nationally in the 2024 class by Kohl's Professional Camps ... Received an offer from Memphis before committing to Mizzou.

Personal: Son of Steve and Kate Safris ... Born March 10, 2006 ... Majoring in animal science.



19

MISSOURI TIGERS

DARRIS SMITH

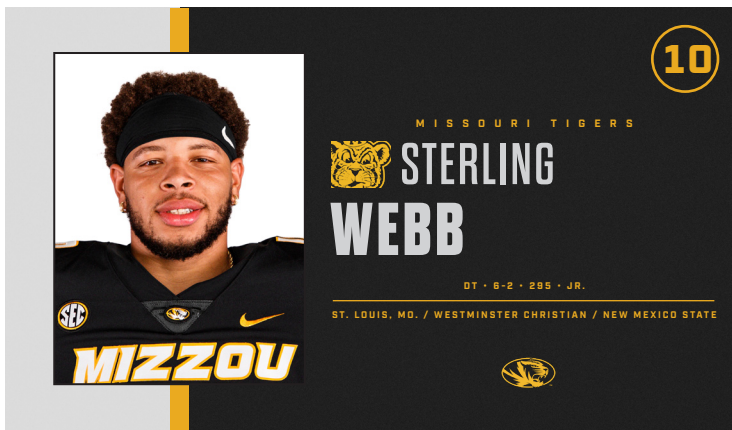
DE • 6-5 • 240 • JR.

BAXLEY, GA. / APPLING COUNTY / GEORGIA

Prior to Mizzou: Played two seasons at Georgia to start collegiate career ... Appeared in 16 games for the Bulldogs, primarily in special teams roles ... Saw action in 11 games on Georgia's 2022 national championship club as a freshman ... Had one tackle in CFP Semifinal Chick-fil-A Peach Bowl win over Ohio State ... Credited one solo tackle in win over TCU during the CFP National Championship Game ... Rated as a four-star prospect coming out of Appling County (Ga.) High School ... Ranked as the No. 14 edge prospect nationally, the No. 14 prospect in Georgia and the No. 145 prospect nationally ... Helped lead Appling County High School to 12-2 record and GHSA Class 3A semifinals in 2021 senior season ... Named to 2021 Georgia Class 3A All-State First Team Defense by the Atlanta Journal-Constitution.

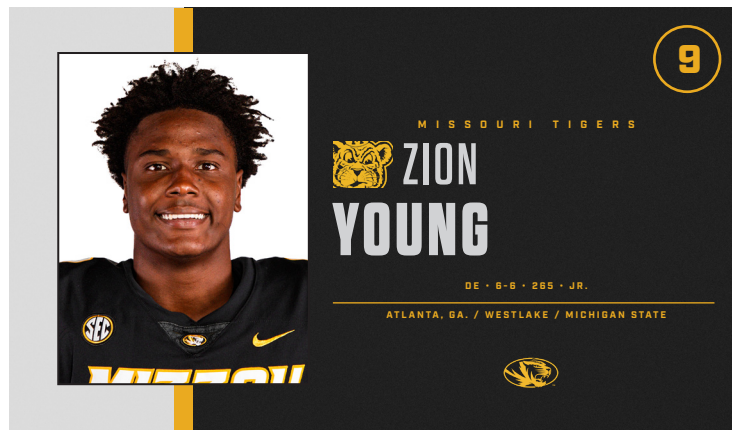
Personal: Born September 18, 2003 ... Majoring in educational studies.

NEWCOMER PROFILES




Prior to Mizzou: St. Louis product who played two seasons at New Mexico State prior to transferring to Mizzou ... Earned First Team All-Conference USA honors in 2023 ... Totaled 30 tackles, 8.5 tackles-for-loss, 4.5 sacks and forced two fumbles in 14 games for NMSU ... Tallied a season-high five tackles versus Middle Tennessee ... Saw action in 11 contests during New Mexico State’s first bowl season since 2017 as a freshman ... Finished the season with 17 tackles, 2.5 TFL’s, 1.5 sacks and two forced fumbles ... Rated as a two-star recruit, as the No. 38 recruit out of the state of Missouri in the class of 2022.

Personal: Son of Steven Sr. and Shalonda Webb ... Born September 11, 2003 ... Majoring in interdisciplinary studies at Mizzou.



Prior to Mizzou: Two-year letterwinner at Michigan State (2022-23) who played in 20 career games before transferring to Mizzou ... Recorded 47 tackles, 6.5 tackles for loss (30 yards) and 2.5 sacks (12 yards) in his Michigan State career ... Made nine starts at defensive end for the Spartans last fall ... Recorded 26 tackles, including 4.5 tackles for loss, 1.5 sacks and 25 QB pressures ... Academic All-Big Ten selection ... Rated as the No. 34 player in the state of Georgia in 2022, as well as the No. 34 edge rusher in the nation (On3) ... Earned all-region honors in leading Westlake High School to a three-year total of 37 victories.

Personal: Son of Shirley Reese ... Born March 18, 2004 ... Majoring in communication.



High School: A four-star defensive lineman according to On3 and Rivals who has amassed 46.5 tackles for loss in his prep career ... Ranked as the No. 32 and No. 35 defensive lineman in the country by On3 and Rivals, respectively ... Listed as the No. 40 recruit from the state of Florida by On3 ... Racked up 162 total tackles and 26 sacks as a four-year contributor on varsity ... Accumulated 42 tackles, 9.5 tackles for loss and seven sacks in his senior season.

Personal: Son of Travis and Maria Williams ... Born August 16, 2005 ... Majoring in communication.

2024 SCHEDULE BREAKDOWN



MURRAY STATE
 Aug. 29 | Columbia, Mo. | Memorial Stadium
 Head Coach: Jody Wright, 0-0 (1st season)
 2023 Record: 2-9



BUFFALO
 Sept. 7 | Columbia, Mo. | Memorial Stadium
 Head Coach: Pete Lembo, 0-0 (1st season)
 2023 Record: 3-9



BOSTON COLLEGE
 Sept. 14 | Columbia, Mo. | Memorial Stadium
 Head Coach: Bill O'Brien, 0-0 (1st season)
 2023 Record: 7-6, Fenway Bowl (W)



VANDERBILT
 Sept. 21 | Columbia, Mo. | Memorial Stadium
 Head Coach: Clark Lea, 9-27 (4th season)
 2023 Record: 2-10



TEXAS A&M
 Oct. 5 | College Station, Texas | Kyle Field
 Head Coach: Mike Elko, 0-0 (1st season)
 2023 Record: 7-6, Texas Bowl (L)



UMASS
 Oct. 12 | Amherst, Mass. | McGuirk Alumni Stadium
 Head Coach: Don Brown, 4-20 (3rd season)
 2023 Record: 3-9



AUBURN
 Oct. 19 | Columbia, Mo. | Memorial Stadium
 Head Coach: Hugh Freeze, 6-7 (2nd season)
 2023 Record: 6-7, Music City Bowl (L)



ALABAMA
 Oct. 26 | Tuscaloosa Ala. | Bryant-Denny Stadium
 Head Coach: Kalen DeBoer, 0-0 (1st season)
 2023 Record: 12-2, Rose Bowl (L)



OKLAHOMA
 Nov. 9 | Columbia, Mo. | Memorial Stadium
 Head Coach: Brent Venables, 16-10 (3rd season)
 2023 Record: 10-3, Alamo Bowl (L)



SOUTH CAROLINA
 Nov. 16 | Columbia, S.C. | Williams-Bryce Stadium
 Head Coach: Shane Beamer, 20-18 (4th season)
 2023 Record: 5-7



MISSISSIPPI STATE
 Nov. 23 | Starkville, Miss. | Davis Wade Stadium
 Head Coach: Jeff Leiby, 0-0 (1st season)
 2023 Record: 5-7



ARKANSAS
 Nov. 30 | Columbia, Mo. | Memorial Stadium
 Head Coach: Sam Pittman, 23-25 (5th season)
 2023 Record: 4-8

TIGERS VS. RACERS
 Series History: Missouri leads, 2-0
 Last meeting: Missouri 58, Murray State 14 (2013)
 Record in Columbia: Missouri leads, 2-0

TIGERS VS. BULLS
 Series History: Missouri leads, 1-0
 Last meeting: Missouri 42, Buffalo 21 (2008)
 Record in Columbia: Missouri leads, 1-0

TIGERS VS. EAGLES
 Series History: Boston College leads, 1-0
 Last meeting: BC 41, Missouri 34 (2021)
 Record in Columbia: First Meeting

TIGERS VS. COMMODORES
 Series History: Missouri leads, 11-4-1
 Last meeting: Missouri 38, Vanderbilt 21 (2023)
 Record in Columbia: Missouri leads, 6-2

TIGERS VS. AGGIES
 Series History: Texas A&M leads, 9-7
 Last meeting: Texas A&M 35, Missouri 14 (2021)
 Record in College Station: Texas A&M leads, 5-4

TIGERS VS. MINUTEMEN
 Series History: First Meeting
 Last meeting: N/A
 Record in Amherst: First Meeting

TIGERS VS. TIGERS
 Series History: Auburn leads, 3-1
 Last meeting: Auburn 17, Missouri 14 (2022)
 Record in Columbia: Auburn leads, 1-0

TIGERS VS. CRIMSON TIDE
 Series History: Alabama leads, 5-2
 Last meeting: Alabama 38, Missouri 19 (2020)
 Record in Tuscaloosa: Alabama leads, 1-0

TIGERS VS. SOONERS
 Series History: Oklahoma leads, 67-24-5
 Last meeting: Oklahoma 38, Missouri 28 (2011)
 Record in Columbia: Oklahoma leads, 32-16

TIGERS VS. GAMECOCKS
 Series History: Missouri leads, 9-5
 Last meeting: Wisconsin 34, Buffalo 12 (2023)
 Record in Columbia, S.C.: Series tied, 3-3

TIGERS VS. BULLDOGS
 Series History: Series tied, 2-2
 Last meeting: Miss. State 51, Missouri 32 (2020)
 Record in Starkville: Mississippi State leads, 1-0

TIGERS VS. RAZORBACKS
 Series History: Missouri leads, 11-4
 Last meeting: Missouri 48, Arkansas 14 (2023)
 Record in Columbia: Missouri leads, 6-0

Murray State hopes to achieve its first winning season in two years. The Racers will visit Faurot Field for the third time after 40-plus point losses in 2006 and 2013. The Tigers have won 17 straight non-con. home openers dating back to 2005.

Buffalo seeks bowl eligibility after missing the mark in 2023. New head coach Pete Lembo will lead the Bulls into Columbia for the second time after losing 42-21 in 2006. The Tigers have won 16 consecutive non-conference home games.

Boston College capped its first winning season in five years with a victory in the 2023 Fenway Bowl. The Eagles and new coach, Bill O'Brien, visit Faurot Field for the first time.

Vanderbilt looks to build on its strong start to 2023 and improve in SEC play. The Commodores are searching for their first victory in Columbia since 2012. The Tigers have won the last five matchups at Faurot Field and nine of the last 11.

Texas A&M turns to new coach Mike Elko as it pursues its first bowl win since the 2020 season. The Aggies look to knock off the Tigers in College Station for the first time since 2012, when both teams were members of the Big 12 Conference.

UMass hosts an SEC team for the third time since moving up to Division 1 FBS in 2012, dropping both previous matchups. Missouri has won six of its last seven Group of Five road games. The teams will meet on the gridiron for the first time.

Auburn head coach Hugh Freeze returns for his second season at the helm of the program. Auburn will visit Faurot Field for the second time after a 51-14 win in 2017. Missouri's lone victory over Auburn came in the 1973 Sun Bowl.

Alabama coach Kalen DeBoer takes over for Crimson Tide legend Nick Saban in his first year in Tuscaloosa. The Tide has taken both matchups since Missouri entered the SEC. The Tigers look for their first win over Alabama since 1975.

Oklahoma enters its much anticipated first season in the SEC under Brent Venables. The Sooners will visit Columbia for the first time since MU's 36-27 upset of the then-No. 2 team in the nation in 2010. Mizzou has dropped 20 of the last 22 matchups.

South Carolina will be looking to bounce back from a 5-7 season last fall under the direction of fourth-year head coach Shane Beamer. The Tigers own a 9-5 series edge, including two straight wins over USC at Williams-Byce Stadium.

Mississippi State missed a bowl game for the first time since 2009 last fall. The Tigers look to avenge their lone road loss to the Bulldogs after the high-scoring affair in 2020. Missouri went 3-1 in SEC road contests during the 2023 season.

Arkansas looks to return to bowl eligibility after missing the mark in 2023. The Razorbacks are still searching for their first victory in Columbia. Missouri has won all but two matchups between the schools since joining the SEC in 2012.



2024
COACHING STAFF

HEAD COACH

ELIAH DRINKWITZ
 FIFTH YEAR • ARKANSAS TECH '04



A winner at every stage of his career, **Eliah Drinkwitz** – considered one of college football’s top offensive minds – was introduced as the University of Missouri’s 33rd football head coach in December 2019. The 2024 campaign will mark his fifth running the program and sixth season overall as a head coach.

In his eight seasons as an offensive coordinator and head coach, Drinkwitz, the 2023 Southeastern Conference Coach of the Year, has produced seven 1,000-yard rushers, five 3,000-yard passers and five 1,000-yard receivers. In three years (2015, 2017, 2018), his offenses made at least one in each category. The 2023 Mizzou team featured all three in QB Brady Cook, WR Luther Burden III and RB Cody Schrader, who led the country in rushing.

The 2023 Associated Press SEC Coach of the Year and Bear Bryant Award finalist, Drinkwitz brings a 28-21 record at MU (four seasons) and 40-22 overall mark as a head coach into the 2024 campaign. Under his guidance, the Tigers have earned bowl berths in each of his first four seasons in Columbia, joining Warren Powers (1978, 1979, 1980, 1981) as one of only two MU head coaches to achieve the feat.

Under Drinkwitz’s leadership, Mizzou produced its highest-ranked recruiting classes: 2021 No. 20, 2022 No. 15 (per 247), the No. 1 wide receiver in the 2022 class (Burden), the nation’s top player in the 2024 class (Nwaneri) and three straight Top 25 ranked classes.

The 2023 Tigers put together an 11-2 season that saw MU move into the Top 10 of all three national polls. The double-digit wins campaign was the first since 2014. Mizzou went 6-2 in SEC games, won both the Mayor’s Cup over South Carolina and Battle Line Rivalry over Arkansas and qualified for its first New Year’s Six bowl and defeated Ohio State in the Goodyear Cotton Bowl.

Mizzou’s track record of player development success was on full display at the 2024 NFL Draft, with a Tiger being selected in each of the first five rounds. Darius Robinson became MU’s latest first-round selection, going No. 27 overall to the Cardinals, while Ennis Rakestraw Jr. (2nd-Detroit), Ty’Ron Hopper (3rd-Green Bay), Javon Foster (4th-Jacksonville) and Kris Abrams-Draine (5th-Denver) all heard their names called at the Draft. Additionally, Cody Schrader signed a free-agent contract with San Francisco.

The 2022 season showcased a much-improved defense, ranked fourth in the Southeastern Conference and 34th nationally by allowing just 340.8 yards per game, 93.8 less than in 2021. Freshman phenom Luther Burden III took no time making his mark at the college level. The St. Louis native became the first true freshman since 2008 to record two receiving touchdowns, two rushing touchdowns, and a punt-return touchdown in the same season. Burden III’s eight scores from scrimmage were second amongst SEC true freshmen (Ole Miss’ Quinshon Judkins) and led true freshmen receivers nationally.

The 2021 season saw Tyler Badie set the school’s single-season record for rushing yards (1,604). His 14 touchdowns in 12 games are ninth on Mizzou’s single-season and top-10 list. He was a CoSIDA Academic All-American, the SEC Football Scholar-Athlete of the Year (Mizzou’s first-ever), first-team All-SEC and was named to multiple All-America teams.

Mizzou’s 2021 Armed Forces Bowl vs. Army West Point averaged 2.57 million viewers – up 14% from the 2020 edition of the game (Mississippi State-Tulsa: 2.25M), up 48% from Tulane-Southern Miss in 2019 (1.74M) - and was the most-watched edition of the game since 2018 (Army-Houston: 2.58M). The National Basketball Association’s Warriors-Knicks game, where Steph Curry broke the 3-point record (Dec. 14, 2021), totaled 2.35 million viewers.

DRINKWITZ’S HEAD COACHING RECORD

YEAR	SCHOOL	OVERALL	CONFERENCE	NOTABLE
2019	Appalachian State	12-1	7-1	Sun Belt champions / New Orleans Bowl
2020	Missouri	5-5	5-5	Music City Bowl
2021	Missouri	6-7	3-5	Armed Forces Bowl
2022	Missouri	6-7	3-5	Gasparilla Bowl
2023	Missouri	11-2	6-2	Cotton Bowl champions / No. 8 final ranking
TOTALS	AT MISSOURI	28-21 (.571)	17-17 (.500)	
	OVERALL	40-22 (.645)	24-18 (.571)	

HEAD COACH

THE DRINKWITZ FILE



PERSONAL INFORMATION

Born: April 12, 1983
Hometown: Alma, Ark.
Wife: Lindsey (Sivils)
Children: Addison, Emerson, Ella and Parker Lynn
Education: Arkansas Tech (2004)
Year in Coaching: 20th
Twitter @CoachDrinkwitz
Instagram @ElijahDrinkwitz

COACHING CAREER

YEAR	SCHOOL	POSITION
2005	Alma HS (Ark.)	Assistant
2006-09	Springdale HS (Ark.)	Offensive Coordinator
2010-11	Auburn	QC Assistant
2012	Arkansas State	Running Backs
2013	Arkansas State	Co-QC/RBs
2014	Boise State	Tight Ends
2015	Boise State	Offensive Coord./QBs
2016-18	NC State	Offensive Coord./QBs
2019	Appalachian State	Head Coach
2020-	Missouri	Head Coach



HONORS

- **2018:** Broyles Award Nominee
- **2019:** North Carolina Coach-of-the-Year (North State Journal)
- **2019:** Eddie Robinson Award Finalist
- **2023:** SEC Coach of the Year (Associated Press and SEC Coaches)
 AFCA District 2 Coach of the Year
 Bear Bryant Award Finalist / Dodd Award Finalist / Eddie Robinson Award Finalist

In 2020, the Tigers overcame an 0-2 start to win five of their last eight games despite playing with less than 60 scholarship players for over half of those contests. Picked to finish sixth in the SEC East Division by many preseason pundits and projected to win only two or three games at most against the All-SEC schedule, the Tigers' five SEC wins were their second-most ever behind a pair of 7-1 marks during back-to-back SEC East crowns in 2013 and 2014.

Mizzou posted several noteworthy highlights during the 2020 season, including:

- A goal-line stand in the closing minute to hold off defending National Champion LSU, 45-41.
- Snapping Kentucky's five-game series win streak with a 20-10 victory that wasn't nearly as close as the final score indicated.
- An appearance at No. 25 in the College Football Playoff rankings on Dec. 7, only the third season the program has appeared in the CFP's seven-year run.

Of the SEC's four new head coaches to begin work in the nation's toughest conference in 2020, Drinkwitz's 5-5 regular-season record was the league's best, ahead of Ole Miss' Lane Kiffin (4-5), Mississippi State's Mike Leach (3-7) and Arkansas' Sam Pittman (3-7).

Drinkwitz took over the Tigers program following an impressive 2019 season at Appalachian State that saw the 20th-ranked Mountaineers win the Sun Belt Conference title en route to a 12-1 record.

The 2019 Mountaineer squad set a few milestones, including:

- Sun Belt record 12 wins and the best regular season record in conference history (11-1).
- Sun Belt Championship win over Louisiana (45-38).
- First Sun Belt program to earn a top-20 ranking in the Associated Press poll
- First team in league history to receive an in-season ranking in the College Football Playoff poll.
- First SBC team to register two Power 5 road wins (at bowl-eligible North Carolina and later at South Carolina) – making it the first-ever Sun Belt team to register two Power 5 wins in a season. In all, the Mountaineers claimed
- An FBS-best six road wins and the first-ever 12-win team among North Carolina's FBS members.

Drinkwitz was named a finalist for the 2019 Eddie Robinson Award, a prestigious annual award to the nation's top coach. He was also named the North Carolina Coach of the Year by the North State Journal.

Before App State, Drinkwitz spent three years as offensive coordinator and quarterbacks coach for record-setting NC State teams (2016-18). Following a 7-6 season in 2016, the Wolfpack put together consecutive nine-win seasons (2017-18) for the first time since 1991-92. With an average of 35.6 points per game under his direction in 2018, NC State had a 1,000-yard rusher for the third-straight year, two 1,000-yard receivers and a quarterback with nearly 4,000 passing yards. The Wolfpack steadily rose from 63rd nationally in total offense in his first season in 2016 to 25th in 2017 and 16th in 2018. He was a Broyles Award nominee as one of the nation's top assistant coaches in his final year with the Wolfpack.

He excelled in two seasons at Boise State, coaching the tight ends in 2014 and serving as offensive coordinator and quarterbacks coach in 2015. The Broncos won the Mountain West title in 2014, finished 12-2 and ranked 16th nationally. Drinkwitz became the offensive coordinator and quarterbacks coach in 2015, and he helped the Bronco offense rank in the top 15 nationally in points (39.1) and yards (501.3) per game.

Before Boise, Drinkwitz was a crucial figure in back-to-back Sun Belt Championships in 2012-13 as running backs coach and co-offensive coordinator at Arkansas State. He got his first taste at the FBS level in the Southeastern Conference, as he served as a quality control assistant at Auburn for the 2010-11 seasons. The Tigers won the SEC in 2010 and went on to the BCS Championship with a perfect 14-0 record.

Drinkwitz graduated magna cum laude and was the student body president at Arkansas Tech (bachelor's, education) before beginning his coaching career at the prep level in his hometown of Alma, Ark., in 2005. He and his wife, Lindsey (Sivils), have four daughters: Addison, Emerson, Ella and Parker Lynn.

ASSISTANT COACHES



Kirby Moore joined the Tigers football staff in Jan. 2023 as the offensive coordinator and quarterbacks coach. He came to Columbia after six seasons in various roles at Fresno State, including serving as the Bulldogs' offensive coordinator in 2022.

In his first season on the Mizzou sideline, Moore orchestrated an offense that was instrumental in the teams' success. A trio of St. Louis natives in quarterback Brady Cook, running back Cody Schrader and wide receiver Luther Burden III headlined the 2023 offense. Mizzou achieved its first-ever 3,000-1,500-1,000 season at the hands of these three, as Cook finished with 3,317 passing yards, Schrader with a program-record 1,627 rushing yards, and Burden III with 1,212 receiving yards.

Right before his arrival in Columbia, Moore was on the sidelines as Fresno State won the 2022 Mountain West Conference Championship and the Jimmy Kimmel LA Bowl, ending the season on a nine-game winning streak, the first team in NCAA Football Bowl Subdivision history to begin the season 1-4 and finish with 10 wins. For Moore, the conference championship and bowl win marked his 14th and 15th league title or bowl championship as a collegiate coach or player.

Moore joined the Fresno State staff in 2017 as wide receivers coach and took on the additional passing-game coordinator role before the 2020 season. He was first named the Bulldogs' primary play caller for the 2021 New Mexico Bowl – a 31-24 win featuring 467 yards of total offense – 181 rushing and 286 passing.

During Moore's tenure on staff, the Bulldogs topped the 4,600-yard mark five times, including over 6,000 yards of total offense in 2021. The Prosser, Washington, native was named to 247Sports' 30-under-30 list as one of college football's rising stars in 2017 and 2018 and was 247's top recruiter in the Mountain West in 2019.

Prior to his time on the Fresno State staff, Moore was a graduate assistant at Washington (2015-16). While at Washington, he was part of the 2016 Husky team that won the Pac-12 Championship, advanced to the College Football Playoffs, and climbed as high as number four in the CFP rankings. He started his career as the wide receivers coach at the College of Idaho in 2014.

A standout receiver at Boise State from 2009-13, Moore helped the Broncos to 14-0 mark in 2009 and a 31-8 record over his final three seasons. Following the 2013 season, he earned Academic All-District VII and Academic All-Mountain West Conference honors.

Part of a coaching family, Moore played for his father, Tom at Prosser High and teamed with his brother Kellen – currently the Philadelphia Eagles offensive coordinator – in high school and college. As a senior in high school, Kirby was the Washington 2A Player of the Year.

Moore and his wife Kayla have two children, a daughter, Sutton, and a son, Cohen.



Corey Batoon joined Mizzou in Jan. 2024 as the team's defensive coordinator. A 32-year coaching veteran, Batoon joins the Tigers staff after three years as the defensive coordinator at South Alabama.

The two-time Broyles Award nominee improved USA's numbers in total and scoring defense in each of his three seasons – going from No. 92 and 53 when he took over in 2021 to No. 15 and 26, respectively, in 2023. Batoon's defense helped South Alabama to a 10-3 record and New Orleans Bowl Berth in 2022, ranking fourth nationally in rush defense allowing just 93 yards per game on the ground.

He also worked with the Jaguars' safeties, the same position group he guided for Liberty in 2020 as they finished 10-1 overall – including wins at Virginia Tech and Syracuse before capping the season by defeating Coastal Carolina in the FBC Mortgage Cure Bowl – to end up in the top 20 of both the final Associated Press and coaches' polls.

Prior to joining the staff at LU, Batoon was the defensive coordinator and safeties coach for two years at Hawai'i. During his tenure, the Rainbow Warriors had a combined record of 18-11, earned back-to-back bids to the Hawai'i Bowl, and won the Mountain West Conference West Division in 2019.

During the 2017 season with Florida Atlantic, Batoon served as co-defensive coordinator – working with both safeties and special teams. The Owls finished 11-3, clinching the Conference USA championship and the Cheribundi Boca Raton Bowl. Nine members of the FAU defense earned all-Conference USA honors.

He was on the staff at Ole Miss for five years prior to his stint at FAU, first as Assistant AD for both player development and recruiting operations/defensive assistant from 2012-14 before serving as an assistant coach working with safeties and special teams coordinator for two seasons.

Batoon worked with defensive backs and special teams at Arkansas State from 2009-11, where in his last season the Red Wolves posted their first-ever 10 win season after claiming the Sun Belt Conference title and earning a bid to the GoDaddy.com Bowl.

He began his career as an assistant coach at Pierce (Calif.) J.C. (1991-92), going on to coach at St. Mary's (1993-95) and Central Missouri State (1996) before making the move to the NCAA Football Championship Subdivision. After a year at Montana (1997), Batoon was the assistant head coach and defensive coordinator at Northern Arizona from 1998-08, winning two Big Sky Conference titles.

Batoon is a graduate of Long Beach State, where he played football for two seasons before earning his degree in political science in 1991. He added a master's degree in health and physical education and recreation in 1996 from St. Mary's.

A native of Honolulu, Hawaii, Batoon and his wife Stacy have two daughters, Brandy and Summer.

ASSISTANT COACHES



A 20-year coaching veteran, **Erik Link** joined the Mizzou staff in December, 2019 as Special Teams Coordinator. He added tight ends coach to his title in January 2022. Mizzou is the third school at which Link and head coach Eliah Drinkwitz have coached together. Their first pairing came as quality control assistants on an Auburn staff that helped the Tigers win a 2010 national title with a 14-0 record.

Under Link's leadership, placekicker Harrison Mevis broke multiple school records, including field goals made (86), points (405) and successful boots from 50+ yards (12). The two-time Lou Groza semifinalist converted 83.5 percent of his attempts throughout his career.

Link's first successful project since adding tight ends to his duties is Brett Norfleet, who made his presence immediately known during his true freshman campaign in 2023. A consensus four-star recruit from O'Fallon, Missouri, Norfleet made 12 appearances and tallied seven starts at tight end.

Link's App State special teams units proved to be among the nation's best in 2019, playing a crucial role in the 20th-ranked Mountaineers' 12-1 season that culminated with a Sun Belt Championship Game victory. Under Link's guidance, Appalachian State ranked in the nation's top 30 in numerous special teams categories, including a national-best seven blocked kicks (five kicks/two punts), without allowing a single blocked kick or punt.

Prior to App State, Link spent the 2018 season as the special teams coordinator for Louisiana Tech, which won the SoFi Hawaii Bowl to cap an eight-win season in which the Bulldogs blocked four kicks to rank 10th nationally.


He spent two seasons back in his hometown of Des Moines, Iowa, as the head coach and assistant athletics director at Roosevelt High School, which went winless the season before his 2016 arrival but won the 2017 city championship.

In two seasons at Montana State guiding their Special Teams and Tight Ends, the Bobcats reached the FCS Quarterfinals twice. He then returned for a second stint at Auburn from 2013-15, where he was on the sideline for yet another national championship game appearance.

From 2006-08, Link was a member of Iowa State's staff in a variety of roles, including offensive line graduate assistant (2006), assistant director of football operations (2007-08) and director of high school relations (2007-08).

Link began his collegiate coaching career in 2004 as a defensive graduate assistant at Drake, right after making his coaching debut at North High School in Des Moines in 2003.

Link earned two degrees from Drake, finishing his undergrad in secondary education in 2003 before a master's in public administration in executive leadership in 2008. He was a member of the Bulldogs' offensive line from 1999-2002. Link and his wife, Jill, have one daughter, Evelyn.



Al Pogue was named to the Mizzou staff as cornerbacks coach in February 2022. Pogue arrived in Columbia following seasons at Troy (2021), Auburn (2020) and West Virginia (2019). His first stop at Troy, 2014-18, was also as cornerbacks coach.

During his time in Columbia, Pogue has developed multiple NFL talents, namely multi-year duo Kris Abrams-Draine and Ennis Rakestraw, Jr., who were both drafted in the 2024 NFL Draft (Denver Broncos and Detroit Lions, respectively). They catapulted Mizzou's pass defense to new heights in Pogue's first year on staff, ranking fourth in the SEC by allowing just 340.8 yards per game, 93.8 less than in 2021.

The 2020 season marked Pogue's second stint at Auburn, coaching the Tigers' outside linebackers. Under his guidance, Zakoby McClain was tied for the national lead in total tackles (113).

Pogue joined the West Virginia staff in 2019 and coached the outside linebackers. Josh Chandler earned All-Big 12 honors in his lone season working with Pogue and Tykee Smith was named to the FWAAs Freshman All-America Team.

He spent five seasons at Troy (2014-18). During a three-year window from 2016-18, Pogue helped the Trojans' defensive units allow just 20.8 points per game, ranking fourth nationally among Group of 5 schools. During his first three years in Troy, Pogue helped construct a secondary that consistently ranked inside the top 10 nationally in multiple defensive categories. Over his final four seasons, the Trojans were second nationally among FBS schools in takeaways (106) and tied for seventh nationally with 63 interceptions.

In 2018, Troy led the Sun Belt Conference in sacks, interceptions, turnovers, red zone defense and finished second in rushing defense, total defense and third in scoring defense. The Trojans led the nation in red zone defense in 2017 as they set a school record for wins, won the Sun Belt Championship and ended LSU's 49-game non-conference home winning streak.

Pogue spent three years at Auburn as an offensive quality control coach (2011), special teams quality control coach (2012) and director of high school relations (2013). During his tenure, the Tigers played in the 2013 BCS National Championship game, won the 2013 SEC Championship and won the 2011 Chick-fil-A Bowl.

From 1998-2010, Pogue was a high school coach in Alabama, including six seasons as a head coach (Calhoun, St. Jude, Carver). He oversaw Carver's first undefeated season in 2008.

Pogue was a three-year starter at safety and cornerback at Alabama State (1993-96), earning All-America and All-SWAC honors.

He and his wife, Nikita, are parents to one daughter, Allison, and one son, Nasir, who is a sophomore defensive back for the Tigers.

ASSISTANT COACHES



D.J. Smith joined the Mizzou football staff as linebackers coach in December 2019. He added the title of recruiting coordinator in January 2022, and co-defensive coordinator in February 2022.

Anchored by the linebacker corps, the 2022 season showcased a much-improved defense, ranked fourth in the Southeastern Conference and 34th nationally by allowing just 340.8 yards per game, 93.8 less than in 2021. Those numbers stayed consistent in 2023, which can be attributed to Ty’Ron Hopper’s efforts.

A two year starter at Mizzou, Hopper’s 2023 season earned him Second Team All-SEC honors, as well as being named Butkus Award Finalist. He finished his Tiger career with 133 total tackles, 20 tackles-for-loss and 5.5 sacks.

In 2021, standout linebacker Blaze Alldredge notched a team-high 89 stops. Alldredge was one of three Tiger linebackers with 50 or more tackles on the season, joined by Chad Bailey (55) and Devin Nicholson (50).

He mentored one of Mizzou’s most explosive defensive standouts in Nick Bolton in 2020. On the field, Bolton’s 67 solo tackles led the conference while his 95 total tackles ranked seventh. He also ranked among the SEC’s best in tackles per game (9.5, seventh) and tackles-for-loss (8.0, 13th). He tabbed Second Team All-America and First Team All-SEC honors. In the 2021 NFL Draft, Bolton was selected by the Kansas City Chiefs with the 58th overall pick.


Smith spent the 2018 and 2019 seasons - the latter on Eliah Drinkwitz’s staff - as outside linebackers coach at Appalachian State, his alma mater. Both years saw the Mountaineers win the Sun Belt Conference Championship. Smith was part of the App State coaching staff in various roles since 2016. In that time, App State amassed a 42-10 overall record, won or shared four-straight Sun Belt Conference Championships, and went a perfect 3-0 in bowl games.

In helping App State win the inaugural Sun Belt Championship Game and win a fourth-straight bowl game in 2018. His return to Boone in 2016 was as the director of recruiting relations and worked in 2017 as a senior defensive analyst.

A Charlotte native, Smith started the final nine games of App State’s 2007 national championship run as a true freshman and had more than 120 tackles in each of his four college seasons, including two in which he earned All-America recognition. He finished his career with 525 tackles, 50 straight starts and ranks second behind only Dexter Coakley on the career tackles list at Appalachian State.

A sixth-round draft pick by the Green Bay Packers in 2011, he made three starts in 16 games as a rookie and started six more games the following year. He totaled 82 tackles, two sacks and one interception with the Packers before spending time with the San Diego Chargers and Carolina Panthers from 2013-14.

Smith and his wife, Charla, are parents to a son, Carter.



Curtis Luper joined the Mizzou football staff in December, 2019. A 25-year veteran of the coaching profession and regarded among the nation’s top recruiters, Luper oversees the Tigers’ running backs.

During his first four seasons in Columbia, two Mizzou running backs have led the SEC in rushing (Tyler Badie and Cody Schrader), each tallying over 1,600 yards on the ground. No other SEC running back has managed 1,600 yards since Luper arrived on campus. Schrader became Mizzou’s 14th consensus All-American in 2023, the program’s first since Shany Ray (2014). He also won the Burlsworth Trophy and was tabbed a finalist for the Doak Walker award.

Luper’s first season in charge was to look over Larry Rountree III, who ended his career atop the program’s all-time leaderboard in the top two major categories for running backs: rushing yards (3,720) and rushing touchdowns (40).

Prior to his arrival in Columbia, Luper spent seven seasons at TCU (2013-19), including the final three as co-offensive coordinator, running backs coach and recruiting coordinator. In three of his seasons, TCU won double-digit games and finished ranked in the Associated Press Top 10.

After serving as TCU’s wide receivers coach in 2013, Luper was named running backs coach in 2014 and made an immediate impact on the position. In the three years Luper was in charge of running backs, two Horned Frogs (Aaron Green and Kyle Hicks) earned All-Big 12 recognition. Luper presided over TCU’s longest ever rushing play, a 93-yard touchdown dash by Darius Anderson against Ohio State in 2018.


Luper has also logged four years each at Auburn (2009-12) and Oklahoma State (2005-08) where he coached running backs, as well as other duties. His running backs have produced 1,000-yard seasons 13 times in his career. He’s been named multiple times to the Rivals.com Top 25 recruiter national rankings. Some of the top recruits he’s ever landed include 2010 Heisman Trophy winner Cam Newton, 2010 Lombardi Award winner Nick Fairley, and Oklahoma State All-Americans Dez Bryant and Russell Okung.

As an assistant coach at New Mexico (2002-04), Luper coached the Mountain West’s career rushing leader in DonTrell Moore.

Luper started his coaching career at Stephen F. Austin (1995-96). Luper began his playing days at Oklahoma State (1984-87). From 1988-92, he served as an air traffic controller for the United States Army. During his tenure in the Army, Luper spent eight months combined at Fort McClellan in Anniston, Alabama, and Fort Rucker near Enterprise, Alabama.

Luper earned his bachelor’s degree in communications from Stephen F. Austin in 1996 and master’s degree in communications from SFA in 1998. Luper and his wife, Tanya, were married in July 2022. They are the parents of A’rielle, Cameron, Chancellor, Simara, Charitie, Xavier, Cheyenne and Ayden.

ASSISTANT COACHES



Al Davis joined the Mizzou football staff in 2021 as a defensive analyst and moved into his current role coaching the defensive line on Oct. 3, 2021.

During his first three seasons in the role, Davis oversaw one of the biggest turn-arounds by a position group in the country. Following a tumultuous debut season, Davis' men up front played a pivotal role in much-improved defensive numbers. In 2022, Mizzou ranked fourth in the SEC and 34th nationally by allowing just 340.8 yards per game, 93.8 less than 2021.

Those numbers stayed consistent for the 2023 campaign, as the Tigers ranked top five in the SEC and top 35 nationally in total defense (336.1 ypg) and rush defense (122.8 ypg). Missouri was elite at disrupting the opposing backfield, as the team's 39 sacks ranked 10th in the nation, while its 88 tackles for loss was tied for 20th nationally.

Davis has produced multiple All-SEC selections: Isaiah McGuire, who received All-SEC Second Team honors in 2022, and Darius Robinson, who earned himself an All-SEC First Team selection in 2024 before becoming a first-round draft pick. Robinson's 8.5 sacks during his senior campaign, as well as 13 career sacks, rank 11th and T-22nd on Mizzou's all-time leaderboard, respectively.

He came to Mizzou after coaching the defensive tackles at Illinois in 2020. Davis' season at Illinois came following three years at Hutchinson Community College where he had been promoted to associate head coach and co-defensive coordinator.

He was a defensive graduate assistant coach at Arkansas for the 2014-16 seasons after lettering for the Razorbacks from 2009-12. He served as captain as a senior in 2012.

As a player, Davis appeared in 49 games, including the final 44 of his career, with 16 starts. After his playing career, Davis interned at Fayetteville High School in 2012 and was a volunteer coach for the Fayetteville High School football team in 2013 before returning to the Razorbacks' sideline.

A native of College Park, Georgia, Davis earned his bachelor's degree (2012) and master's degree (2015) in sport management from the University of Arkansas. He was a three-time member of the SEC Academic Honor Roll as well as the Athletic Department Honor Roll in the fall of 2009 and the Athletic Director's List in the fall of 2012. He was also nominated for the 2013 Brad Davis SEC Community Service Postgraduate Scholarship.



Jacob Peeler joined the Mizzou football staff as wide receivers coach in January 2022 and added the title of recruiting coordinator this past offseason. He arrived in Columbia after two seasons as offensive coordinator at Texas State (2020-21), three seasons at Ole Miss (2017-19) and four seasons at California (2013-16).

Peeler has quickly put together one of the most potent wide receiver rooms in the country. The 2024 roster of receivers will include six blue chip recruits (247 Sports), headlined by former five-stars Luther Burden III and Theo Wease, Jr., who are the top returning duo in terms of receiving yards in the SEC. Peeler has coached a receiver to All-SEC selections in each of his first two seasons on staff (Dominic Lovett in 2022, Burden III in 2023).

Burden III has lived up to the hype and then some during his first two seasons in Columbia. An All-SEC and All-America selection in 2023, Burden III led the Tigers in receptions (86), receiving yards (1,212) and touchdown receptions (9), becoming just the eighth receiver in program history to eclipse 1,000 yards through the air in a single season. He was tabbed a semifinalist for the Biletnikoff Award thanks to his sophomore season efforts.

In Peeler's two seasons at Texas State, the Bobcats produced eight offensive All-Sun Belt Conference honorees. The Bobcat offense increased its rushing output by nearly 65 percent from before his arrival and averaged 369.7 total yards and 27.7 points per game in 2020. It was the most yards gained for the Bobcats since 2015 and the most points scored since 2014.

While at Ole Miss, Peeler coached two of the NFL's best 2019 rookie wide receivers in Tennessee's A.J. Brown and Seattle's D.K. Metcalf. Brown ended his career as the school's all-time leader with 2,984 receiving yards and 12 100-yard receiving performances. He is the only wide receiver in Ole Miss history with two 1,000-yard seasons. During Peeler's tenure, Rebel receivers caught at least 39 passes five times and tallied more than 600 yards receiving six times.

In Oxford, he spent two seasons as receivers coach (2017, 2018) and was promoted to co-offensive coordinator working with the receivers prior to the 2019 season.

At Cal, he was a graduate assistant in 2013-14 before being promoted to assistant coach for inside receivers in 2015. Peeler helped turn Cal's offense into one of the nation's best, as the Golden Bears ranked in the NCAA's top 10 in passing offense, top 15 in total offense and top 25 in scoring offense for three-straight seasons. Peeler's coaching stops also include Louisiana Tech (2009-12) and Itawamba C.C. (2008).

Peeler played two seasons (2005-06) on the offensive line at Louisiana Tech and two seasons (2002-03) at Holmes C.C. He earned his bachelor's degree in education at Louisiana Tech (2007) and his master's degree in kinesiology at Mississippi State (2008).

ASSISTANT COACHES



Brandon Jones joined the University of Missouri football staff in April 2023 as the Tigers' offensive line coach. Jones is a 15-plus year veteran of the coaching industry, coming to Columbia after four seasons at Houston where he coached the offensive line and served as the co-offensive coordinator (2019-20) and run game coordinator (2021-22).

Jones made an instant impact with Missouri's big men up front. He produced an All-SEC First Team selection in his first year on the job in Javon Foster, who would become a fourth-round NFL Draft pick selected by Jacksonville in 2024. Ultimately, the Tiger's offensive line were named semifinalists for the Joe Moore Award, which is given to college football's best offensive unit.

In Jones's four seasons at Houston, five offensive linemen have received All-American Athletic Conference accolades a total of six times, including left tackle Patrick Paul who became the first Cougar in American history to be named first-team multiple times, doing so in 2021 and 2022.

Jones joined the Houston program after a second stint with Texas Tech, leading a front unit that ranked No. 12 nationally in total offense and No. 3 nationally in passing offense.

In his first season in Lubbock, Jones mentored a young offensive line that featured a junior, three sophomores and a true freshman in the starting lineup for the majority of the season. Tech still managed to remain one of the nation's top offenses, however, as the Red Raiders ended the year ranked ninth nationally for passing offense, 16th for total offense and 23rd for scoring.

Jones arrived at Tech after helping build Cal's offensive line into one of the top units in the country in 2016. Jones, who served as run game coordinator and offensive line coach, boosted a unit that ranked 82nd in sacks allowed the year prior to his arrival to 22nd nationally and second in the Pac-12 Conference at the end of the 2016 campaign.

Jones was hired at Cal after helping install a wide-open spread offense during his five seasons at East Carolina. The Pirates saw quick results in just Jones' first season as East Carolina ended the year ranked eighth nationally in passing offense, 16th in scoring offense and 25th in total offense.

Jones spent one season coaching running backs and tight ends at Sam Houston State (2009) before joining the East Carolina staff. The Sam Houston State position was his first full-time role after his two seasons as an offensive assistant with the Red Raiders.

Jones began his coaching career after starting 22 games mainly at center for the Red Raiders. He earned honorable mention All-Big 12 accolades as a junior before becoming a Rimington Award (nation's top center) candidate during his senior season.

Jones and his wife, Toya, have two daughters, Jordyn and Londyn.



Brian Early was added to the Mizzou coaching staff in Feb. 2024 as the Tigres' defensive line/edge coach.

Early, who brings 30 years of coaching experience to Columbia, comes to Mizzou after five seasons coaching the defensive line at Houston. Early was on staff at UH with MU offensive line coach Brandon Jones from 2021-22.

Since 2020, Early has tutored six student-athletes who made 53-man NFL rosters including four draft selections and two free agent signees. Houston, with Early overseeing the defensive line, is one of just seven schools nationally with a defensive lineman selected in the NFL Draft in each of the last three seasons, along with Alabama, Florida, LSU, Michigan, Ohio State and Wisconsin.

Seven of his Houston charges snagged all-conference honors, including the program's first Big 12 Conference accolades in 2023 with defensive lineman Nelson Ceaser earning First-Team honors and Jamaree Caldwell picking up Second Team accolades. Ceaser led the Big 12 with 9.5 sacks while Caldwell ranked fifth in the league with 6.5.

A strong recruiter of junior-college players, Early oversaw the Cougars' JUCO efforts and played a role in several players coming to UH, including wide receiver Tank Dell (2023 NFL Draft: 3rd round, Houston Texans), defensive back Gervarius Owens (2023 NFL Draft: 7th round, New York Giants) and defensive back Damarion Williams (2022 NFL Draft: 4th round, Baltimore Ravens).

Prior to his Houston stint, Early spent five seasons in the same role at Arkansas State. He led a defensive front that produced the Sun Belt Defensive Player of the Year in three consecutive seasons from 2016-18. Early coached Ja'Von Rolland-Jones all four years of his collegiate career, guiding him to two Sun Belt Defensive Player of the Year honors and finishing with 43.5 sacks to rank second on the NCAA's all-time list.

The Red Wolves ranked among the top 41 teams nationally in both sacks and tackles for loss in each of his five years. The Red Wolves made five straight post-season appearances and won back-to-back Sun Belt Conference titles in 2015 and 2016 with a combined 15-1 conference record.

Early has deep ties to the state of Arkansas with previous coaching stops at Central Arkansas, Arkansas-Monticello and three Arkansas high schools. Prior to Arkansas State, he most recently served as the University of Arkansas Defensive Quality Control Coach in 2013. His journey to Arkansas State also included a stop on the coaching staff at Minnesota State.

He began his coaching career in 1994 as defensive coordinator and strength and conditioning coordinator at Greenland High School.

The Monticello, Arkansas, native graduated from Arkansas-Monticello in 1994. Early and his wife Nanci have four children – Sydney, Aivery, Camryn and Dre.

ASSISTANT COACHES



JACK ABERCROMBIE
OFFENSIVE LINE



CHRIS BALL
LINEBACKERS



ANDREW BELLUOMINI
OFFENSIVE ASSISTANT



DAVID BLACKWELL
DEFENSIVE TACKLES



BRENDAN BOYLAN
OFFENSIVE ASSISTANT



DERHAM CATO
TIGHT ENDS



DEVIN COLEMAN
DEFENSIVE GRADUATE ASSISTANT



BO ELS
DEFENSIVE GRADUATE ASSISTANT



SEAN GLEESON
QUARTERBACKS



BRIAN HAMILTON
DEFENSIVE ASSISTANT



BRANDON LEWIS
DEFENSIVE ASSISTANT



BROCK OLIVO
SPECIAL TEAMS ASSISTANT



COOPER WILLIAMS
OFFENSIVE GRADUATE ASSISTANT



KEYAN WILLIAMS
OFFENSIVE GRADUATE ASSISTANT



JAKE YORO
SAFETIES

2024 OPPONENTS

WK 01 VS 

AUG. 29 – MURRAY STATE

Head Coach Jody Wright
 School Record 0-0 (1st Year)
 Overall Record Same
 Stadium Roy Stewart Stadium (16,800)
 Media Relations Contact Clay Wagoner
 E-Mail cwagoner2@murraystate.edu
 Website GoRacers.com
 2023 Record 2-9 / 1-7 (t-10th MVFC)

WK 02 VS 

SEPT. 7 – BUFFALO

Head Coach Pete Lembo
 School Record 0-0 (1st Year)
 Overall Record 112-65 (16th Year)
 Stadium UB Stadium (29,013)
 Media Relations Contact Jon Fuller
 E-Mail jfuller3@buffalo.edu
 Website UBBulls.com
 2023 Record 3-9 / 3-5 (4th MAC East)

WK 03 VS 

SEPT. 14 – BOSTON COLLEGE

Head Coach Bill O'Brien
 School Record 0-0 (1st Year)
 Overall Record 15-9 (3rd Year)
 Stadium Alumni Stadium (44,500)
 Media Relations Contact Brendan Flynn
 E-Mail flynnhu@bc.edu
 Website BCEagles.com
 2023 Record 7-6 / 3-5 (t-9th ACC)

WK 04 VS 

SEPT. 21 – VANDERBILT

Head Coach Clark Lea
 School Record 9-27 (4th Year)
 Overall Record Same
 Stadium FirstBank Stadium (40,350)
 Media Relations Contact Michael Scholl
 E-Mail mike.scholl@vanderbilt.edu
 Website VUCommodores.com
 2023 Record 2-10 / 0-8 (7th SEC East)

WK 05 @ 

OCT. 5 – TEXAS A&M

Head Coach Mike Elko
 School Record 0-0 (1st Year)
 Overall Record 16-9 (3rd Year)
 Stadium Kyle Field (102,733)
 Media Relations Contact Alan Cannon
 E-Mail acannon@athletics.tamu.edu
 Website 12thMan.com
 2023 Record 7-6 / 4-4 (4th SEC West)

WK 06 @ 

OCT. 12 – UMASS

Head Coach Don Brown
 School Record 47-39 (8th Year)
 Overall Record 99-65 (15th Year)
 Stadium McGuirk Alumni Stadium (17,000)
 Media Relations Contact Dan Colleran
 E-Mail dcolleran@umass.edu
 Website UMassAthletics.com
 2023 Record 3-9 / NA (FBS Independent)

WK 07 VS 

OCT. 19 – AUBURN

Head Coach Hugh Freeze
 School Record 6-7 (2nd Year)
 Overall Record 81-55 (14th Year)
 Stadium Jordan-Hare Stadium (88,043)
 Media Relations Contact Shelly Poe
 E-Mail slp0019@auburn.edu
 Website AuburnTigers.com
 2023 Record 6-7 / 3-5 (5th SEC West)

WK 08 @ 

OCT. 26 – ALABAMA

Head Coach Kalen DeBoer
 School Record 0-0 (1st Year)
 Overall Record 105-12 (10th Year)
 Stadium Bryant-Denny Stadium (100,077)
 Media Relations Contact Josh Maxson
 E-Mail jmaxson@ia.ua.edu
 Website RollTide.com
 2023 Record 12-2 / 8-0 (1st SEC West)

WK 09 VS 

NOV. 9 – OKLAHOMA

Head Coach Brent Venables
 School Record 16-10 (3rd Year)
 Overall Record Same
 Stadium Gaylord Family - Memorial Stadium (80,126)
 Media Relations Contact Mike Houck
 E-Mail mhouck@ou.edu
 Website SoonerSports.com
 2023 Record 10-3 / 7-2 (t-2nd Big 12)

WK 10 @ 

NOV. 16 – SOUTH CAROLINA

Head Coach Shane Beamer
 School Record 20-18 (4th Year)
 Overall Record Same
 Stadium Williams-Brice (77,559)
 Media Relations Contact Steve Fink
 E-Mail finksc@mailbox.sc.edu
 Website GamecocksOnline.com
 2023 Record 5-7 / 3-5 (t-4th SEC East)

WK 11 @ 

NOV. 23 – MISSISSIPPI STATE

Head Coach Jeff Leiby
 School Record 0-0 (1st Year)
 Overall Record Same
 Stadium Davis Wade Stadium (60,311)
 Media Relations Contact Brandon Langlois
 E-Mail blanglois@athletics.msstate.edu
 Website HailState.com
 2023 Record 5-7 / 1-7 (t-6th SEC West)

WK 12 VS 

NOV. 30 – ARKANSAS

Head Coach Sam Pittman
 School Record 23-25 (5th Year)
 Overall Record Same
 Stadium Donald W. Reynolds Razorback Stadium (76,212)
 Media Relations Contact Kyle Parkinson
 E-Mail kparkin@uark.edu
 Website ArkansasRazorbacks.com
 2023 Record 4-8 / 1-7 (t-6th SEC West)



2024
OPPONENTS

2024 OPPONENTS



MURRAY STATE

SERIES INFORMATION

Series Record.....MU leads 2-0
 In Columbia.....MU leads 2-0
 In Murray.....—
 Neutral Site.....—
 Most MU points.....58, 2013
 Most MSU points.....14, 2013
 Combined points.....72 [MU 58-14, 2013]
 Biggest MU win.....44 [MU 58-14, 2013]
 Biggest MSU win.....—
 Current streak.....Missouri — 2



VANDERBILT

SERIES INFORMATION

Series Record.....MU leads 11-4-1
 In Columbia.....MU leads 6-2-1
 In Nashville.....MU leads 4-2
 Neutral Site.....MU leads 1-0
 Most MU points.....51, 2013
 Most VU points.....28, three times
 Combined points.....79 [MU 51-28, 2013]
 Biggest MU win.....41 [MU 41-0, 2020]
 Biggest VU win.....7 - twice [2019, 2015]
 Current streak.....Missouri — 4



AUBURN

SERIES INFORMATION

Series Record.....AU leads 3-1
 In Columbia.....AU leads 1-0
 In Auburn.....—
 Neutral Site.....Series tied 1-1
 Most MU points.....42, 2013
 Most AU points.....59, 2013
 Combined points.....101 [AU 59-42, 2013]
 Biggest MU win.....17 [MU 34-17, 1973]
 Biggest AU win.....37 [AU 51-14, 2017]
 Current streak.....Auburn — 3



SOUTH CAROLINA

SERIES INFORMATION

Series Record.....MU leads 9-5
 In Columbia, Mo.....MU leads 4-2
 In Columbia, S.C.....Series tied 3-3
 Neutral Site.....MU leads 2-0
 Most MU points.....38, 2005
 Most USC points.....37, 2018
 Combined points.....72 [USC 37-35, 2018]
 Biggest MU win.....22 [MU 34-12, 2023]
 Biggest USC win.....21 [USC 31-10, 2012]
 Current streak.....Missouri — 5



BUFFALO

SERIES INFORMATION

Series Record.....MU leads 1-0
 In Columbia.....MU leads 1-0
 In Buffalo.....—
 Neutral Site.....—
 Most MU points.....42, 2008
 Most UB points.....21, 2008
 Combined points.....63 [MU 42-21, 2008]
 Biggest MU win.....21 [MU 42-21, 2008]
 Biggest UB win.....—
 Current streak.....Missouri — 1



TEXAS A&M

SERIES INFORMATION

Series Record.....TAMU leads 9-7
 In Columbia.....TAMU leads 4-3
 In College Station.....TAMU leads 5-4
 Neutral Site.....—
 Most MU points.....45, 2003
 Most TAMU points.....73, 1993
 Combined points.....88 [TAMU 59-29, 2012]
 Biggest MU win.....23 [MU 45-22, 2003]
 Biggest TAMU win.....73 [TAMU 73-0, 1993]
 Current streak.....Texas A&M — 1



ALABAMA

SERIES INFORMATION

Series Record.....UA leads 5-2
 In Columbia.....UA leads 3-0
 In Tuscaloosa.....UA leads 1-0
 Neutral Site.....MU leads 2-1
 Most MU points.....35, 1968
 Most UA points.....42, two times [2012, 2014]
 Combined points.....58 [UA 38-20, 1978]
 Biggest MU win.....25 [MU 35-10, 1968]
 Biggest UA win.....32 [UA 42-10, 2012]
 Current streak.....Alabama — 5



MISSISSIPPI STATE

SERIES INFORMATION

Series Record.....Series tied 2-2
 In Columbia.....Series tied 1-1
 In Starkville.....MSU leads 1-0
 Neutral Site.....MU leads 1-0
 Most MU points.....47, 1984
 Most MSU points.....51, 2020
 Combined points.....84 [MSU 51-32, 2020]
 Biggest MU win.....17 [MU 47-30, 1984]
 Biggest MSU win.....19 [MSU 51-32, 2020]
 Current streak.....Mississippi State — 2



BOSTON COLLEGE

SERIES INFORMATION

Series Record.....BC leads 1-0
 In Columbia.....—
 In Chestnut Hill.....BC leads 1-0
 Neutral Site.....—
 Most MU points.....34, 2021
 Most BC points.....41, 2021
 Combined points.....75 [BC 41-34, 2021]
 Biggest MU win.....—
 Biggest BC win.....7 [BC 41-34, 2021]
 Current streak.....Boston College — 1



UMASS

SERIES INFORMATION

Series Record.....First Meeting
 In Columbia.....—
 In Amherst.....—
 Neutral Site.....—
 Most MU points.....—
 Most UMass points.....—
 Combined points.....—
 Biggest MU win.....—
 Biggest UMass win.....—
 Current streak.....—



OKLAHOMA

SERIES INFORMATION

Series Record.....OU leads 67-24-5
 In Columbia.....OU leads 32-16
 In Norman.....OU leads 33-8-5
 Neutral Site.....OU leads 2-0
 Most MU points.....44, 1969
 Most OU points.....77, 1986
 Combined points.....83 [OU 62-21, 2008]
 Biggest MU win.....34 [MU 44-10, 1969]
 Biggest OU win.....77 [OU 77-0, 1986]
 Current streak.....Oklahoma — 1



ARKANSAS

SERIES INFORMATION

Series Record.....MU leads 11-4
 In Columbia.....MU leads 6-0
 In Fayetteville.....Series tied 2-2
 Neutral Site.....MU leads 3-2
 Most MU points.....50, 2020
 Most UA points.....48, 2020
 Combined points.....98 [MU 50-48, 2020]
 Biggest MU win.....38 [MU 38-0, 2018]
 Biggest UA win.....25 [UA 28-3, 2015]
 Current streak.....Missouri — 2

SERIES HISTORIES

ALABAMA (Alabama leads, 5-2)

1968 — *Missouri, 35-10	at Jacksonville
1975 — Missouri, 20-7	at Birmingham
1978 — Alabama, 38-20	at Columbia

Southeastern Conference

2012 — Alabama, 42-10	at Columbia
2014 — #Alabama, 42-13	at Atlanta
2018 — Alabama, 39-10	at Tuscaloosa
2020 — Alabama, 38-19	at Columbia

* 1968 Gator Bowl; # 2014 SEC Championship Game

ARKANSAS (Missouri leads, 11-4)

1906 — Missouri, 11-0	at Columbia
1944 — Arkansas, 7-6	at St. Louis
1963 — Missouri, 7-6	at Little Rock
2003 — *Arkansas, 27-14	at Shreveport
2008 — #Missouri, 38-7	at Dallas, Texas

Southeastern Conference

2014 — Missouri, 21-14	at Columbia
2015 — Arkansas, 28-3	at Fayetteville
2016 — Missouri, 28-24	at Columbia
2017 — Missouri, 48-45	at Fayetteville
2018 — Missouri, 38-0	at Columbia
2019 — Missouri, 24-14	at Little Rock
2020 — Missouri, 50-48	at Columbia
2021 — Arkansas, 34-17	at Fayetteville
2022 — Missouri, 29-17	at Columbia
2023 — Missouri, 48-14	at Fayetteville

* 2003 Independence Bowl; # 2008 Cotton Bowl ('07 season)

AUBURN (Auburn leads, 3-1)

1973 — *Missouri, 34-17	at El Paso
-------------------------	------------

Southeastern Conference

2013 — #Auburn, 59-42	at Atlanta
2017 — Auburn, 51-14	at Columbia
2022 — Auburn, 17-14 (OT)	at Auburn

* 1973 Sun Bowl; # 2013 SEC Championship Game

FLORIDA (Missouri leads, 7-6)

1966 — *Missouri, 20-18	at New Orleans
-------------------------	----------------

Southeastern Conference

2012 — Florida, 14-7	at Gainesville
2013 — Missouri, 36-17	at Columbia
2014 — Missouri, 42-13	at Gainesville
2015 — Florida, 21-3	at Columbia
2016 — Florida, 40-14	at Gainesville
2017 — Missouri, 45-16	at Columbia
2018 — Missouri, 38-17	at Gainesville
2019 — Florida, 23-6	at Columbia
2020 — Florida, 41-17	at Gainesville
2021 — Missouri, 24-23 (OT)	at Columbia

2022 — Florida, 24-17	at Gainesville
-----------------------	----------------

2023 — Missouri, 33-31	at Columbia
------------------------	-------------

* 1966 Sugar Bowl ('65 season)

GEORGIA (Georgia leads, 12-1)

1960 — *Georgia, 14-0	at Miami
-----------------------	----------

Southeastern Conference

2012 — Georgia, 41-20	at Columbia
2013 — Missouri, 41-26	at Athens
2014 — Georgia, 34-0	at Columbia
2015 — Georgia, 9-6	at Athens
2016 — Georgia, 28-27	at Columbia
2017 — Georgia, 53-28	at Athens
2018 — Georgia, 43-29	at Columbia
2019 — Georgia, 27-0	at Athens
2020 — Georgia, 49-19	at Columbia
2021 — Georgia, 43-6	at Athens
2022 — Georgia, 26-22	at Columbia
2023 — Georgia, 30-21	at Athens

* 1960 Orange Bowl ('59 season)

KENTUCKY (Kentucky leads, 9-5)

1965 — Kentucky, 7-0	at Columbia
----------------------	-------------

1968 — Kentucky, 12-6	at Lexington
-----------------------	--------------

Southeastern Conference

2012 — Missouri, 33-10	at Columbia
2013 — Missouri, 48-17	at Lexington
2014 — Missouri, 20-10	at Columbia
2015 — Kentucky, 21-13	at Lexington
2016 — Kentucky, 35-21	at Columbia
2017 — Kentucky, 40-34	at Lexington
2018 — Kentucky, 15-14	at Columbia
2019 — Kentucky, 29-7	at Lexington
2020 — Missouri, 20-10	at Columbia
2021 — Kentucky, 35-28	at Lexington
2022 — Kentucky, 21-17	at Columbia
2023 — Missouri, 38-21	at Lexington

LSU (Series tied, 2-2)

1978 — *Missouri, 20-15	at Memphis
-------------------------	------------

Southeastern Conference

2016 — LSU, 42-7	at Baton Rouge
2020 — Missouri, 45-41	at Columbia
2023 — LSU, 49-39	at Columbia

* 1978 Liberty Bowl

OLE MISS (Missouri leads, 7-1)

1973 — Missouri, 17-0	at Columbia
-----------------------	-------------

1974 — Ole Miss, 10-0	at Jackson
-----------------------	------------

1978 — Missouri, 45-14	at Columbia
------------------------	-------------

1979 — Missouri, 33-7	at Jackson
-----------------------	------------

2006 — Missouri, 34-7	at Columbia
-----------------------	-------------

SERIES HISTORIES

2007 – Missouri, 38-25 at Oxford

Southeastern Conference

2013 – Missouri, 24-10 at Oxford

2019 – Missouri, 38-27 at Columbia

MISSISSIPPI STATE (Series tied, 2-2)

1981 – Missouri, 14-3 at Jackson

1984 – Missouri, 47-30 at Columbia

Southeastern Conference

2015 – Mississippi State, 31-13 at Columbia

2020 – Mississippi State, 51-32 at Starkville

OKLAHOMA (Oklahoma leads, 67-24-5)

1902 – Missouri, 22-5 at Columbia

1910 – Missouri, 26-0 at Norman

1911 – Oklahoma, 14-6 at Columbia

1912 – Missouri, 14-0 at Norman

1913 – Missouri, 20-17 at Columbia

1914 – Oklahoma, 13-0 at Norman

1915 – Oklahoma, 24-0 at Columbia

1916 – Missouri, 23-14 at Norman

1917 – Oklahoma, 14-7 at Columbia

1919 – Tie, 6-6 at Norman

1920 – Oklahoma, 28-7 at Columbia

1921 – Missouri, 24-14 at Columbia

1922 – Oklahoma, 18-14 at Norman

1923 – Oklahoma, 13-0 at Columbia

1924 – Missouri, 10-0 at Norman

1925 – Missouri, 16-0 at Columbia

1926 – Oklahoma, 10-7 at Norman

1927 – Missouri, 20-7 at Columbia

1928 – Oklahoma, 14-0 at Norman

1929 – Missouri, 13-0 at Columbia

1930 – Tie, 0-0 at Norman

1931 – Missouri, 7-0 at Columbia

1932 – Missouri, 14-6 at Norman

1933 – Oklahoma, 21-0 at Columbia

1934 – Oklahoma 31-0 at Norman

1935 – Oklahoma, 20-6 at Columbia

1936 – Missouri, 21-14 at Norman

1937 – Oklahoma, 7-0 at Columbia

1938 – Oklahoma, 21-0 at Norman

1939 – Missouri, 7-6 at Columbia

1940 – Oklahoma, 6-0 at Norman

1941 – Missouri, 28-0 at Columbia

1942 – Tie, 6-6 at Norman

1943 – Oklahoma, 20-13 at Columbia

1944 – Tie, 21-21 at Norman

1945 – Missouri, 14-6 at Columbia

1946 – Oklahoma, 27-6 at Norman

1947 – Oklahoma, 21-12 at Columbia

1948 – Oklahoma, 41-7 at Norman

1949 – Oklahoma, 27-7 at Columbia

1950 – Oklahoma, 41-7 at Norman

1951 – Oklahoma, 34-20 at Columbia

1952 – Oklahoma, 47-7 at Norman

1953 – Oklahoma, 14-7 at Columbia

1954 – Oklahoma, 34-13 at Norman

1955 – Oklahoma, 10-0 at Columbia

1956 – Oklahoma, 67-14 at Norman

1957 – Oklahoma, 39-14 at Columbia

1958 – Oklahoma, 39-0 at Norman

1959 – Oklahoma, 23-0 at Columbia

1960 – Missouri, 41-19 at Norman

1961 – Oklahoma, 7-0 at Columbia

1962 – Oklahoma, 13-0 at Norman

1963 – Oklahoma, 13-0 at Columbia

1964 – Tie, 14-14 at Norman

1965 – Missouri, 30-0 at Columbia

1966 – Missouri, 10-7 at Norman

1967 – Oklahoma, 7-0 at Columbia

1968 – Oklahoma, 28-14 at Norman

1969 – Missouri, 44-10 at Columbia

1970 – Oklahoma, 28-13 at Norman

1971 – Oklahoma, 20-3 at Columbia

1972 – Oklahoma, 17-6 at Norman

1973 – Oklahoma, 31-3 at Columbia

1974 – Oklahoma, 37-0 at Norman

1975 – Oklahoma, 28-27 at Columbia

1976 – Oklahoma, 27-20 at Norman

1977 – Oklahoma, 21-17 at Columbia

1978 – Oklahoma, 45-23 at Norman

1979 – Oklahoma, 24-22 at Columbia

1980 – Oklahoma, 17-7 at Norman

1981 – Missouri, 19-14 at Columbia

1982 – Oklahoma, 41-14 at Norman

1983 – Missouri, 10-0 at Columbia

1984 – Oklahoma, 49-7 at Norman

1985 – Oklahoma, 51-6 at Columbia

1986 – Oklahoma, 77-0 at Norman

1987 – Oklahoma, 17-13 at Norman

1988 – Oklahoma, 16-7 at Columbia

1989 – Oklahoma, 52-14 at Norman

1990 – Oklahoma, 55-10 at Columbia

1991 – Oklahoma, 56-16 at Columbia

1992 – Oklahoma, 51-17 at Norman

1993 – Oklahoma, 42-23 at Columbia

1994 – Oklahoma, 30-13 at Norman

1995 – Oklahoma, 13-9 at Columbia

Big 12 Conference

1998 – Missouri, 20-6 at Columbia

1999 – Oklahoma, 37-0 at Norman

2002 – Oklahoma, 31-24 at Columbia

2003 – Oklahoma, 34-13 at Norman

2006 – Oklahoma, 26-10 at Columbia

2007 – Oklahoma, 41-31 at Norman

2007 – *Oklahoma, 38-17 at San Antonio

SERIES HISTORIES

2008 – #Oklahoma, 62-21	at Kansas City
2010 – Missouri, 36-27	at Columbia
2011 – Oklahoma, 38-28	at Norman

* 2007 Big 12 Championship Game; # 2008 Big 12 Championship Game

SOUTH CAROLINA (South Carolina leads, 9-5)

1979 – *Missouri, 24-14	at Birmingham
2005 – ^Missouri, 38-31	at Shreveport

Southeastern Conference

2012 – South Carolina, 31-10	at Columbia, S.C.
2013 – South Carolina, 27-24 [2-OT]	at Columbia, Mo.
2014 – Missouri, 21-20	at Columbia, S.C.
2015 – Missouri, 24-10	at Columbia, Mo.
2016 – South Carolina, 31-21	at Columbia, S.C.
2017 – South Carolina, 31-13	at Columbia, Mo.
2018 – South Carolina, 37-35	at Columbia, S.C.
2019 – Missouri, 34-14	at Columbia, Mo.
2020 – Missouri, 17-10	at Columbia, S.C.
2021 – Missouri, 31-28	at Columbia, Mo.
2022 – Missouri, 23-10	at Columbia, S.C.
2023 – Missouri, 34-12	at Columbia, Mo.

* 1979 Hall of Fame Bowl; ^ 2005 Independence Bowl

TENNESSEE (Series tied, 6-6)

2012 – Missouri, 51-48 (4-OT)	at Knoxville
2013 – Missouri, 31-3	at Columbia
2014 – Missouri, 29-21	at Knoxville
2015 – Tennessee, 19-8	at Columbia
2016 – Tennessee, 63-37	at Knoxville
2017 – Missouri, 50-17	at Columbia
2018 – Missouri, 50-17	at Knoxville
2019 – Tennessee, 24-20	at Columbia
2020 – Tennessee, 35-12	at Knoxville
2021 – Tennessee, 62-24	at Columbia
2022 – Tennessee, 66-24	at Knoxville
2023 – Missouri, 36-7	at Columbia

TEXAS (Texas leads, 18-6)

1894 – Missouri, 28-0	at Austin
1896 – Missouri, 10-0	at Austin
1900 – Texas, 18-12	at Austin
1901 – Texas, 10-0	at Columbia
1907 – Missouri, 5-4	at Columbia
1916 – Missouri, 3-0	at Columbia
1931 – Texas, 31-0	at Austin
1932 – Texas, 65-0	at Columbia
1946 – *Texas, 40-27	at Dallas
1946 – Texas, 42-0	at Austin
1979 – Texas, 21-0	at Columbia
1982 – Texas, 21-0	at Austin
1985 – Texas, 21-17	at Austin
1986 – Texas, 27-25	at Columbia

Big 12 Conference

1996 – Texas, 40-10	at Austin
1997 – Missouri, 37-29	at Columbia
2000 – Texas, 46-12	at Austin
2001 – Texas, 35-16	at Columbia
2004 – Texas, 28-20	at Austin
2005 – Texas, 51-20	at Columbia
2008 – Texas, 56-31	at Austin
2009 – Texas, 41-7	at Columbia
2011 – Missouri, 17-5	at Columbia

2017 – #Texas 33-16 at Houston

* 1946 Cotton Bowl ('45 Season); # 2017 Texas Bowl

TEXAS A&M (Texas A&M leads, 9-7)

1957 – Texas A&M, 28-0	at Columbia
1958 – Texas A&M, 12-0	at College Station
1992 – Texas A&M, 26-13	at Columbia
1993 – Texas A&M, 73-0	at College Station

Big 12 Conference

1998 – Texas A&M, 17-14	at College Station
1999 – Texas A&M, 51-14	at Columbia
2002 – Missouri, 33-27 (OT)	at College Station
2003 – Missouri, 45-22	at Columbia
2006 – Texas A&M, 25-19	at College Station
2007 – Missouri, 40-26	at Columbia
2010 – Missouri, 30-9	at College Station
2011 – Missouri, 38-31 (OT)	at College Station

Southeastern Conference

2012 – Texas A&M, 59-29	at College Station
2013 – Missouri, 28-21	at Columbia
2014 – Missouri, 34-27	at College Station
2021 – Texas A&M, 35-14	at Columbia

VANDERBILT (Missouri leads, 11-4-1)

1895 – Missouri, 16-0	at Columbia
1896 – Missouri, 26-6	at St. Louis
1957 – Tie, 7-7	at Columbia
1958 – Vanderbilt, 12-8	at Columbia

Southeastern Conference

2012 – Vanderbilt, 19-15	at Columbia
2013 – Missouri, 51-28	at Nashville
2014 – Missouri, 24-14	at Columbia
2015 – Vanderbilt, 10-3	at Nashville
2016 – Missouri, 26-17	at Columbia
2017 – Missouri, 45-17	at Nashville
2018 – Missouri, 33-28	at Columbia
2019 – Vanderbilt, 21-14	at Nashville
2020 – Missouri, 41-0	at Columbia
2021 – Missouri, 38-27	at Nashville
2022 – Missouri, 17-14	at Columbia
2023 – Missouri, 38-21	at Nashville

SERIES HISTORIES

ABILENE CHRISTIAN (Missouri leads, 1-0)

2022 – Missouri, 34-17	at Columbia
------------------------	-------------

AIR FORCE (Missouri leads, 4-2)

1959 – Missouri, 13-0	at Columbia
1960 – Missouri, 34-8	at Colorado Springs
1964 – Missouri, 17-7	at Colorado Springs
1969 – Missouri, 19-17	at Columbia
1970 – Air Force, 37-14	at St. Louis
1971 – Air Force, 7-6	at Colorado Springs

ALABAMA-BIRMINGHAM (Missouri leads, 1-0)

1999 – Missouri, 31-28	at Columbia
------------------------	-------------

ARIZONA (Missouri leads, 3-0)

1957 – Missouri, 35-13	at Columbia
1962 – Missouri, 17-7	at Columbia
1967 – Missouri, 17-3	at Columbia

ARIZONA STATE (Missouri leads, 4-3)

1972 – *Arizona State, 49-35	at Tempe
1974 – Missouri, 9-0	at Columbia
1977 – Missouri, 15-0	at Tempe
1989 – Arizona State, 19-3	at Tempe
1990 – Missouri, 30-9	at Columbia
2011 – Arizona State, 37-30 (OT)	at Tempe
2012 – Missouri 24-20	at Columbia

* 1972 Fiesta Bowl

ARKANSAS STATE (Missouri leads, 4-0)

2004 – Missouri, 52-20	at Columbia
2005 – Missouri, 44-17	at Kansas City
2013 – Missouri, 41-19	at Columbia
2015 – Missouri, 27-20	at Jonesboro

ARMY (Missouri leads, 3-2)

1968 – Missouri, 7-3	at Columbia
1971 – Army, 22-6	at West Point
1981 – Missouri, 24-10	at Columbia
1982 – Missouri, 23-10	at Columbia
2021 – *Army, 24-22	at Fort Worth

* 2021 Armed Forces Bowl

BALL STATE (Missouri leads, 3-0)

2002 – Missouri, 41-6	at Columbia
2003 – Missouri, 35-7	at Muncie
2004 – Missouri, 48-0	at Columbia

BAYLOR (Missouri leads, 10-4)

1970 – Missouri, 38-0	at St. Louis
1972 – Baylor, 27-0	at Columbia
1974 – Missouri, 28-21	at Columbia
1987 – Missouri, 23-18	at Columbia
1991 – Baylor, 47-21	at Waco

Big 12 Conference

1996 – Missouri, 49-42 (3-OT)	at Waco
1997 – Missouri, 42-24	at Columbia
2000 – Missouri, 47-22	at Waco
2001 – Missouri, 41-24	at Columbia
2004 – Missouri, 30-10	at Waco
2005 – Missouri, 31-16	at Columbia
2008 – Missouri, 31-28	at Waco
2009 – Baylor, 40-32	at Columbia
2010 – Baylor, 42-39	at Waco

BOSTON COLLEGE (Boston College leads, 1-0)

2021 – Boston College, 41-34 (OT)	at Chestnut Hill
-----------------------------------	------------------

BOWLING GREEN (Bowling Green leads, 3-2)

1995 – Bowling Green, 17-10	at Columbia
1998 – Missouri, 37-0	at Columbia
2001 – Bowling Green, 20-13	at Columbia
2002 – Bowling Green, 51-28	at Bowling Green
2009 – Missouri, 27-20	at Columbia

BRIGHAM YOUNG (Series tied, 1-1)

1983 – *BYU, 21-17	at San Diego
2015 – Missouri, 20-16	at Kansas City

* 1983 Holiday Bowl

BUFFALO (Missouri leads, 1-0)

2008 – Missouri, 42-21	at Columbia
------------------------	-------------

CALIFORNIA (California leads, 4-2-1)

1952 – California, 26-14	at Berkeley
1961 – TIE, 14-14	at Columbia
1962 – Missouri, 21-10	at Berkeley
1964 – California, 21-14	at Berkeley
1972 – Missouri, 34-27	at Columbia
1977 – California, 28-21	at Columbia
1985 – California, 39-32	at Columbia

CENTRAL MICHIGAN (Missouri leads, 1-0)

2021 – Missouri, 34-24	at Columbia
------------------------	-------------

CLEMSON (Clemson leads, 3-1)

1949 – *Clemson, 24-23	at Jacksonville
1950 – Clemson, 34-0	at Columbia
1996 – Missouri, 38-24	at Columbia
2000 – Clemson, 62-9	at Clemson

* 1949 Gator Bowl ('48 season)

COLORADO (Missouri leads, 42-31-3)

1930 – Colorado, 9-0	at Columbia
1931 – Colorado, 9-7	at Boulder
1934 – Missouri, 0-0	at Boulder
1935 – Missouri, 20-6	at Columbia
1937 – Colorado, 14-6	at Boulder
1938 – Missouri, 14-7	at Columbia

SERIES HISTORIES

1939 – Missouri, 30-0	at Columbia
1940 – Missouri, 21-6	at Boulder
1941 – Missouri, 21-6	at Columbia
1942 – Missouri, 26-13	at Columbia
1946 – Missouri, 21-0	at Columbia
1947 – Missouri, 21-0	at Boulder
1948 – Missouri, 27-13	at Columbia
1949 – Missouri, 20-13	at Boulder
1950 – Missouri, 21-19	at Columbia
1951 – Colorado, 34-13	at Boulder
1952 – Missouri, 27-7	at Columbia
1953 – Missouri, 27-16	at Boulder
1954 – Tie, 19-19	at Columbia
1955 – Missouri, 20-12	at Boulder
1956 – Tie, 14-14	at Columbia
1957 – Missouri, 9-6	at Boulder
1958 – Missouri, 33-9	at Columbia
1959 – Colorado, 21-20	at Boulder
1960 – Missouri, 16-6	at Columbia
1961 – Colorado, 7-6	at Boulder
1962 – Missouri, 57-0	at Columbia
1963 – Missouri, 28-7	at Boulder
1964 – Missouri, 16-7	at Columbia
1965 – Missouri, 20-7	at Boulder
1966 – Colorado, 26-0	at Columbia
1967 – Colorado, 23-9	at Boulder
1968 – Missouri, 27-14	at Columbia
1969 – Colorado, 31-24	at Boulder
1970 – Missouri, 30-16	at Columbia
1971 – Colorado, 27-7	at Boulder
1972 – Missouri, 20-17	at Columbia
1973 – Colorado, 17-13	at Boulder
1974 – Missouri, 30-24	at Columbia
1975 – Colorado, 31-20	at Boulder
1976 – Missouri, 16-7	at Columbia
1977 – Missouri, 24-14	at Boulder
1978 – Colorado, 28-27	at Columbia
1979 – Missouri, 13-7	at Boulder
1980 – Missouri, 45-7	at Columbia
1981 – Missouri, 30-14	at Boulder
1982 – Missouri, 35-14	at Columbia
1983 – Missouri, 59-20	at Boulder
1984 – Missouri, 52-7	at Columbia
1985 – Colorado, 38-7	at Boulder
1986 – Colorado, 17-12	at Columbia
1987 – Colorado, 27-10	at Boulder
1988 – Colorado, 45-8	at Columbia
1989 – Colorado, 49-3	at Boulder
1990 – Colorado, 33-31	at Columbia
1991 – Colorado, 55-7	at Boulder
1992 – Colorado, 6-0	at Columbia
1993 – Colorado, 30-18	at Boulder
1994 – Colorado, 38-23	at Columbia
1995 – Colorado, 21-0	at Boulder

Big 12 Conference

1996 – Colorado, 41-13	at Columbia
1997 – Missouri, 41-31	at Boulder
1998 – Missouri, 38-14	at Columbia
1999 – Colorado, 46-39 (OT)	at Boulder
2000 – Colorado, 28-18	at Columbia
2001 – Colorado, 38-24	at Boulder
2002 – Colorado, 42-35 (OT)	at Columbia
2003 – Colorado, 21-16	at Boulder
2004 – Missouri, 17-9	at Columbia
2005 – Colorado, 41-12	at Boulder
2006 – Missouri, 28-13	at Columbia
2007 – Missouri, 55-10	at Boulder
2008 – Missouri, 58-0	at Columbia
2009 – Missouri, 36-17	at Boulder
2010 – Missouri, 26-0	at Columbia

‘THE 5th DOWN’ – A GAME TO REMEMBER; A GAME TO FORGET

One of college football's most historic games took place on Faurot Field on Oct. 6, 1990, when the eventual national champion Colorado Buffaloes pulled out a 33-31 victory, scoring the winning touchdown on what turned out to be a fifth down on the game's last play.

With MU leading 31-27, Colorado embarked on a frantic march down the field in the final minute of play. Gaining a first down at the MU three-yard line, with 31 seconds to play, CU quarterback Charles Johnson spiked the ball to stop the clock. After regrouping, Eric Bieniemy charged up the middle to the one-yard line and Colorado called its final time out. Eighteen seconds remained.

It was here that the officials failed to notify the chain crew to flip the down marker from 2nd to 3rd down. When play resumed, Bieniemy tried to go over the top but was thrust backward by Tom Reiner, Mike Ringgenberg and Maurice Benson. The clock reached eight seconds, and officials ordered it stopped momentarily to clear the pileup.

Then, on what was fourth down, Johnson spiked the ball again. With two seconds to play, Johnson squirted over right tackle Mark VanderPoel. Hit by Reiner and Ringgenberg, he rolled over and extended the ball into the endzone and the officials signalled touchdown.

Pandemonium reigned for more than 20 minutes as those in attendance tried to determine just what had happened. But, with time expired, there was no avenue for appeal. What had appeared to be a major upset victory for the Tigers went into the record books as a bitter pill to swallow.

Colorado went on to win the Big Eight Conference championship, and with a victory over Notre Dame in the Orange Bowl, claimed a share of the national championship.

Here's how the play-by-play read of the game's final five plays:

1-G-MU 3	Charles Johnson pass incomplete
2-G-MU 3	Eric Bieniemy runs middle, gain of 2 (Tom Reiner)
3-G-MU 1	Bieniemy runs middle, no gain (Reiner, Maurice Benson)
4-G-MU 1	Johnson pass incomplete
5-G-MU 1	Johnson runs middle. TOUCHDOWN. [Johnson PAT run failed, like 5th down]

SERIES HISTORIES

COLORADO STATE (Series tied, 1-1)

1982 – Missouri, 28-14	at Columbia
1997 – *Colorado State, 35-24	at San Diego

* 1997 Holiday Bowl

DELAWARE STATE (Missouri leads, 1-0)

2016 – Missouri, 79-0	at Columbia
-----------------------	-------------

DUKE (Missouri leads, 1-0)

1947 – Missouri, 28-7	at Durham
-----------------------	-----------

EAST CAROLINA (Series tied, 1-1)

1982 – Missouri, 28-9	at Columbia
1983 – East Carolina, 13-6	at Columbia

EASTERN ILLINOIS (Missouri leads, 1-0)

2003 – Missouri, 37-0	at Columbia
-----------------------	-------------

EASTERN MICHIGAN (Missouri leads, 2-0)

1997 – Missouri, 44-24	at Columbia
2016 – Missouri 61-21	at Columbia

FURMAN (Missouri leads, 1-0)

2009 – Missouri, 52-12	at Columbia
------------------------	-------------

GEORGIA TECH (Series tied, 1-1)

1940 – *Georgia Tech, 21-17	at Miami
1962 – #Missouri, 14-10	at Houston

* 1940 Orange Bowl ('39 season); # 1962 Bluebonnet Bowl

HAWAII (Series tied, 0-0-1)

1994 – Tie, 32-32	at Honolulu
-------------------	-------------

HOUSTON (Series tied, 1-1)

1988 – Houston, 31-7	at Columbia
1994 – Missouri, 16-3	at Houston

IDAHO (Missouri leads, 3-0)

1958 – Missouri, 14-10	at Columbia
1963 – Missouri, 24-0	at Columbia
2017 – Missouri, 68-21	at Columbia

ILLINOIS (Missouri leads, 17-7)

1896 – Illinois, 10-0	at St. Louis
1913 – Illinois, 24-7	at Champaign
1949 – Missouri, 27-20	at Champaign
1966 – Missouri, 21-14	at Champaign
1968 – Missouri, 44-0	at Champaign
1969 – Missouri, 37-6	at St. Louis
1975 – Missouri, 30-20	at Champaign
1976 – Illinois, 31-6	at Columbia
1977 – Illinois, 11-7	at Champaign
1978 – Missouri, 45-3	at Columbia
1979 – Missouri, 14-6	at Champaign
1980 – Missouri, 52-7	at Columbia

1883 – Missouri, 28-18	at Columbia
1884 – Illinois, 30-24	at Champaign
1991 – Missouri, 23-19	at Columbia
1992 – Illinois, 24-17	at Champaign
1993 – Missouri, 31-3	at Columbia
1994 – Illinois, 42-0	at Champaign
2002 – Missouri, 33-20	at St. Louis
2003 – Missouri, 22-15	at St. Louis
2007 – Missouri, 40-34	at St. Louis
2008 – Missouri, 52-42	at St. Louis
2009 – Missouri, 37-9	at St. Louis
2010 – Missouri, 23-13	at St. Louis

ILLINOIS STATE (Missouri leads, 1-0)

2007 – Missouri, 38-17	at Columbia
------------------------	-------------

INDIANA (Indiana leads, 7-3-2)

1953 – Missouri, 14-7	at Bloomington
1954 – Missouri, 20-14	at Columbia
1985 – Indiana, 36-17	at Columbia
1986 – Indiana, 41-24	at Columbia
1987 – Indiana, 20-17	at Bloomington
1988 – Tie, 28-28	at Columbia
1989 – Indiana, 24-7	at Bloomington
1990 – Indiana, 58-7	at Bloomington
1991 – Tie, 27-27	at Columbia
1992 – Indiana, 20-10	at Bloomington
2013 – Missouri, 45-28	at Bloomington
2014 – Indiana, 31-27	at Columbia

IOWA (Missouri leads, 7-6)

1892 – Missouri, 24-0	at Columbia
1893 – Iowa, 30-18	at Iowa City
1894 – Missouri, 32-16	at Columbia
1895 – Missouri, 34-0	at Columbia
1896 – Iowa, 12-0	at Columbia
1902 – Missouri, 6-0	at Iowa City
1903 – Iowa, 16-0	at Columbia
1906 – Iowa, 26-4	at Iowa City
1907 – Iowa, 21-6	at Iowa City
1908 – Missouri, 10-5	at Columbia
1909 – Missouri, 13-12	at Iowa City
1910 – Missouri, 5-0	at Columbia
2010 – *Iowa, 27-24	at Tempe

* 2010 Insight Bowl

IOWA STATE (Missouri leads, 61-34-9)

1896 – Iowa State, 12-0	at Columbia
1908 – Iowa State, 16-0	at Columbia
1909 – Tie, 6-6	at Ames
1910 – Iowa State, 6-5	at Columbia
1911 – Iowa State, 6-3	at Ames
1912 – Iowa State, 29-0	at Columbia
1913 – Missouri, 21-13	at Ames
1914 – Iowa State, 6-0	at Columbia

SERIES HISTORIES

1915 – Iowa State, 14-6	at Ames
1916 – Tie, 0-0	at Columbia
1917 – Iowa State, 15-0	at Ames
1919 – Missouri, 10-0	at Columbia
1920 – Missouri, 14-2	at Ames
1921 – Missouri, 17-14	at Columbia
1922 – Missouri, 6-3	at Ames
1923 – Iowa State, 2-0	at Columbia
1924 – Missouri, 7-0	at Ames
1925 – Missouri, 23-8	at Columbia
1926 – Missouri, 7-3	at Ames
1927 – Missouri, 13-6	at Ames
1928 – Missouri, 28-19	at Columbia
1929 – Missouri, 19-0	at Ames
1930 – Missouri, 14-0	at Columbia
1931 – Iowa State, 20-0	at Ames
1932 – Tie, 0-0	at Columbia
1933 – Iowa State, 14-7	at Ames
1934 – Iowa State, 13-0	at Columbia
1935 – Tie, 6-6	at Ames
1936 – Missouri, 10-0	at Columbia
1937 – Missouri, 12-0	at Ames
1938 – Iowa State, 16-13	at Columbia
1939 – Missouri, 21-6	at Ames
1940 – Missouri, 30-14	at Columbia
1941 – Missouri, 39-13	at Ames
1942 – Missouri, 45-6	at Columbia
1943 – Missouri, 25-7	at Ames
1944 – Tie, 21-21	at Columbia
1945 – Missouri, 13-7	at Ames
1946 – Missouri, 33-13	at Columbia
1947 – Missouri, 26-7	at Ames
1948 – Missouri, 49-7	at Columbia
1949 – Missouri, 32-0	at Ames
1950 – Tie, 20-20	at Columbia
1951 – Iowa State, 21-14	at Ames
1952 – Missouri, 19-0	at Columbia
1953 – Iowa State, 13-6	at Ames
1954 – Missouri, 32-14	at Columbia
1955 – Iowa State, 20-14	at Ames
1956 – Missouri, 34-0	at Columbia
1957 – Missouri, 35-13	at Ames
1958 – Missouri, 14-6	at Columbia
1959 – Missouri, 14-0	at Ames
1960 – Missouri, 34-8	at Columbia
1961 – Missouri, 13-7	at Ames
1962 – Missouri, 21-6	at Columbia
1963 – Missouri, 7-0	at Ames
1964 – Missouri, 10-0	at Columbia
1965 – Missouri, 23-7	at Ames
1966 – Tie, 10-10	at Columbia
1967 – Missouri, 23-7	at Ames
1968 – Missouri, 42-7	at Columbia
1969 – Missouri, 40-13	at Ames
1970 – Iowa State, 31-19	at Columbia

1971 – Iowa State, 45-17	at Ames
1972 – Missouri, 6-5	at Columbia
1973 – Iowa State, 17-7	at Ames
1974 – Missouri, 10-7	at Columbia
1975 – Missouri, 44-14	at Ames
1976 – Iowa State, 21-17	at Columbia
1977 – Iowa State, 7-0	at Ames
1978 – Missouri, 26-13	at Columbia
1979 – Missouri, 18-9	at Ames
1980 – Missouri, 14-10	at Columbia
1981 – Iowa State, 34-13	at Ames
1982 – Tie, 17-17	at Columbia
1983 – Missouri, 41-18	at Ames
1984 – Tie, 14-14	at Columbia
1985 – Missouri, 28-27	at Ames
1986 – Iowa State, 37-14	at Columbia
1987 – Missouri, 42-17	at Ames
1988 – Iowa State, 21-3	at Columbia
1989 – Iowa State, 35-21	at Columbia
1990 – Iowa State, 27-25	at Ames
1991 – Iowa State, 23-22	at Columbia
1992 – Iowa State, 28-14	at Ames
1993 – Missouri, 37-34	at Columbia
1994 – Missouri, 34-20	at Ames
1995 – Missouri, 45-31	at Columbia

Big 12 Conference

1996 – Iowa State, 45-31	at Ames
1997 – Missouri, 45-21	at Columbia
1998 – Missouri, 35-19	at Ames
1999 – Iowa State, 24-21	at Columbia
2000 – Iowa State, 39-20	at Ames
2001 – Iowa State, 20-14	at Columbia
2002 – Iowa State, 42-35	at Ames
2003 – Missouri, 45-7	at Columbia
2004 – Missouri, 17-14 [OT]	at Ames
2005 – Missouri, 27-24 [OT]	at Columbia
2006 – Iowa State, 21-16	at Ames
2007 – Missouri, 42-28	at Columbia
2008 – Missouri, 52-20	at Ames
2009 – Missouri, 34-24	at Columbia
2010 – Missouri, 14-0	at Ames
2011 – Missouri, 52-17	at Columbia

KANSAS (Missouri leads, 57-54-9)**

***Series total reflects 1960 Kansas win as a Missouri win due to forfeit*

1891 – Kansas, 22-10	at Kansas City
1892 – Kansas, 12-4	at Kansas City
1893 – Missouri, 12-4	at Kansas City
1894 – Kansas, 18-12	at Kansas City
1895 – Missouri, 10-6	at Kansas City
1896 – Kansas, 30-0	at Kansas City
1897 – Kansas, 16-0	at Kansas City
1898 – Kansas, 12-0	at Kansas City
1899 – Kansas, 34-6	at Kansas City

SERIES HISTORIES

1900 – Tie, 6-6	at Kansas City
1901 – Missouri, 18-12	at Kansas City
1902 – Kansas, 17-5	at Kansas City
1903 – Kansas, 5-0	at Kansas City
1904 – Kansas, 29-0	at Kansas City
1905 – Kansas, 24-0	at Kansas City
1906 – Tie, 0-0	at Kansas City
1907 – Kansas, 4-0	at St. Joseph
1908 – Kansas, 10-4	at Kansas City
1909 – Missouri, 12-6	at Kansas City
1910 – Tie, 5-5	at Kansas City
1911 – Tie, 3-3	at Columbia
1912 – Kansas, 12-3	at Lawrence
1913 – Missouri, 3-0	at Columbia
1914 – Missouri, 10-7	at Lawrence
1915 – Kansas, 8-6	at Columbia
1916 – Missouri, 13-0	at Lawrence
1917 – Kansas, 27-3	at Columbia
1919 – Missouri, 13-6	at Lawrence
1920 – Missouri, 16-7	at Columbia
1921 – Kansas, 15-9	at Lawrence
1922 – Missouri, 9-7	at Lawrence
1923 – Tie, 3-3	at Lawrence
1924 – Missouri, 14-0	at Columbia
1925 – Kansas, 10-7	at Lawrence
1926 – Missouri, 15-0	at Columbia
1927 – Kansas, 14-7	at Lawrence
1928 – Missouri, 25-6	at Columbia
1929 – Missouri, 7-0	at Lawrence
1930 – Kansas, 32-0	at Columbia
1931 – Kansas, 14-0	at Lawrence
1932 – Kansas, 7-0	at Columbia
1933 – Kansas, 27-0	at Lawrence
1934 – Kansas, 20-0	at Columbia
1935 – Tie, 0-0	at Lawrence
1936 – Missouri, 19-3	at Columbia
1937 – Tie, 0-0	at Lawrence
1938 – Missouri, 13-7	at Columbia
1939 – Missouri, 20-0	at Lawrence
1940 – Missouri, 45-20	at Lawrence
1941 – Missouri, 45-6	at Lawrence
1942 – Missouri, 42-13	at Columbia
1943 – Kansas, 20-19	at Columbia
1944 – Missouri, 28-0	at Kansas City
1945 – Missouri, 33-12	at Kansas City
1946 – Kansas, 20-19	at Columbia
1947 – Kansas, 20-14	at Lawrence
1948 – Missouri, 21-7	at Columbia
1949 – Missouri, 34-28	at Lawrence
1950 – Missouri, 20-6	at Columbia
1951 – Kansas, 41-28	at Lawrence
1952 – Missouri, 20-19	at Columbia
1953 – Missouri, 10-6	at Lawrence
1954 – Missouri, 41-18	at Columbia
1955 – Kansas, 13-7	at Lawrence

1956 – Missouri, 15-13	at Columbia
1957 – Kansas, 9-7	at Lawrence
1958 – Tie, 13-13	at Columbia
1959 – Missouri, 13-9	at Lawrence
1960 – **Kansas, 23-7	at Columbia
1961 – Missouri, 10-7	at Lawrence
1962 – Tie, 3-3	at Columbia
1963 – Missouri, 9-6	at Lawrence
1964 – Missouri, 34-14	at Columbia
1965 – Missouri, 44-20	at Lawrence
1966 – Missouri, 7-0	at Columbia
1967 – Kansas, 17-6	at Lawrence
1968 – Kansas, 21-19	at Columbia
1969 – Missouri, 69-21	at Lawrence
1970 – Missouri, 28-17	at Columbia
1971 – Kansas, 7-2	at Lawrence
1972 – Kansas, 28-17	at Columbia
1973 – Kansas, 14-13	at Lawrence
1974 – Missouri, 27-3	at Columbia
1975 – Kansas, 42-24	at Lawrence
1976 – Kansas, 41-14	at Columbia
1977 – Kansas, 24-22	at Lawrence
1978 – Missouri, 48-0	at Columbia
1979 – Missouri, 55-7	at Lawrence
1980 – Missouri, 31-6	at Columbia
1981 – Kansas, 19-11	at Lawrence
1982 – Missouri, 16-10	at Columbia
1983 – Kansas, 37-27	at Lawrence
1984 – Kansas, 35-21	at Columbia
1985 – Kansas, 34-20	at Lawrence
1986 – Missouri, 48-0	at Columbia
1987 – Missouri, 19-7	at Columbia
1988 – Missouri, 55-17	at Lawrence
1989 – Kansas, 46-44	at Columbia
1990 – Missouri, 31-21	at Lawrence
1991 – Kansas, 53-29	at Lawrence
1992 – Missouri, 22-17	at Columbia
1993 – Kansas, 28-0	at Lawrence
1994 – Kansas, 31-14	at Columbia
1995 – Kansas, 42-23	at Lawrence

Big 12 Conference

1996 – Missouri, 42-25	at Columbia
1997 – Kansas, 15-7	at Lawrence
1998 – Missouri, 41-23	at Columbia
1999 – Kansas, 21-0	at Lawrence
2000 – Kansas, 38-17	at Columbia
2001 – Missouri, 38-34	at Lawrence
2002 – Missouri, 36-12	at Columbia
2003 – Kansas, 35-14	at Lawrence
2004 – Kansas, 31-14	at Columbia
2005 – Kansas, 13-3	at Lawrence
2006 – Missouri, 42-17	at Columbia
2007 – Missouri, 36-28	at Kansas City
2008 – Kansas, 40-37	at Kansas City

SERIES HISTORIES

2009 – Missouri, 41-39	at Kansas City
2010 – Missouri, 35-7	at Kansas City
2011 – Missouri 24-10	at Kansas City

KANSAS STATE (Missouri leads, 61-33-5)**

***Series total reflects 1951 KSU win as a Missouri win due to forfeit*

1909 – Missouri, 3-0	at Columbia
1914 – Missouri, 13-3	at Columbia
1915 – Tie, 0-0	at Columbia
1916 – Kansas State, 7-6	at Columbia
1917 – Kansas State, 7-6	at Columbia
1919 – Tie, 6-6	at Columbia
1920 – Missouri, 10-7	at Manhattan
1921 – Kansas State, 7-5	at Manhattan
1922 – Kansas State, 13-10	at Columbia
1923 – Missouri, 4-2	at Manhattan
1924 – Missouri, 14-7	at Columbia
1925 – Missouri, 3-0	at Manhattan
1927 – Missouri, 13-6	at Columbia
1928 – Missouri, 19-6	at Manhattan
1929 – Kansas State, 7-6	at Columbia
1930 – Kansas State, 20-13	at Manhattan
1931 – Kansas State, 20-7	at Columbia
1932 – Kansas State, 25-0	at Manhattan
1933 – Kansas State, 33-0	at Columbia
1934 – Kansas State, 33-0	at Manhattan
1935 – Tie, 7-7	at Columbia
1936 – Tie, 7-7	at Manhattan
1937 – Missouri, 14-7	at Columbia
1938 – Kansas State, 21-13	at Manhattan
1939 – Missouri, 9-7	at Columbia
1940 – Missouri, 24-13	at Manhattan
1941 – Missouri, 35-0	at Columbia
1942 – Missouri, 46-2	at Manhattan
1943 – Missouri, 47-14	at Columbia
1944 – Missouri, 33-0	at Manhattan
1945 – Missouri, 41-7	at Columbia
1946 – Missouri, 26-0	at Manhattan
1947 – Missouri, 47-7	at Columbia
1948 – Missouri, 49-7	at Manhattan
1949 – Missouri, 34-27	at Columbia
1950 – Missouri, 28-7	at Manhattan
1951 – **Kansas State, 14-12	at Columbia
1952 – Missouri, 26-0	at Manhattan
1953 – Missouri, 16-6	at Columbia
1954 – Missouri, 35-7	at Manhattan
1955 – Kansas State, 21-0	at Columbia
1956 – Missouri, 20-6	at Manhattan
1957 – Kansas State, 23-21	at Columbia
1958 – Missouri, 32-8	at Manhattan
1959 – Missouri, 26-0	at Columbia
1960 – Missouri, 45-0	at Manhattan
1961 – Missouri, 27-9	at Columbia
1962 – Missouri, 32-0	at Manhattan
1963 – Missouri, 21-11	at Columbia

1964 – Missouri, 7-0	at Manhattan
1965 – Missouri, 28-14	at Columbia
1966 – Missouri, 27-0	at Manhattan
1967 – Missouri, 28-6	at Columbia
1968 – Missouri, 56-20	at Manhattan
1969 – Missouri, 41-38	at Columbia
1970 – Kansas State, 17-13	at Manhattan
1971 – Kansas State, 28-12	at Columbia
1972 – Missouri, 31-14	at Manhattan
1973 – Missouri, 31-7	at Columbia
1974 – Missouri, 52-15	at Manhattan
1975 – Missouri, 35-3	at Columbia
1976 – Missouri, 28-21	at Manhattan
1977 – Missouri, 28-13	at Columbia
1978 – Missouri, 56-14	at Manhattan
1979 – Kansas State, 19-3	at Columbia
1980 – Missouri, 13-3	at Manhattan
1981 – Missouri, 58-13	at Columbia
1982 – Tie, 7-7	at Manhattan
1983 – Missouri, 38-0	at Columbia
1984 – Missouri, 61-21	at Manhattan
1985 – Kansas State, 20-17	at Columbia
1986 – Missouri, 17-6	at Manhattan
1987 – Missouri, 34-10	at Columbia
1988 – Missouri, 52-21	at Manhattan
1989 – Missouri, 21-9	at Manhattan
1990 – Missouri, 31-10	at Columbia
1991 – Kansas State, 32-0	at Manhattan
1992 – Missouri, 27-14	at Columbia
1993 – Kansas State, 31-21	at Manhattan
1994 – Kansas State, 21-18	at Columbia
1995 – Kansas State, 30-0	at Manhattan

Big 12 Conference

1996 – Kansas State, 35-10	at Columbia
1997 – Kansas State, 41-11	at Manhattan
1998 – Kansas State, 31-25	at Columbia
1999 – Kansas State, 66-0	at Manhattan
2000 – Kansas State, 28-24	at Columbia
2001 – Kansas State, 24-3	at Manhattan
2002 – Kansas State, 38-0	at Columbia
2003 – Kansas State, 24-14	at Manhattan
2004 – Kansas State, 35-24	at Columbia
2005 – Kansas State, 36-28	at Manhattan
2006 – Missouri, 41-21	at Columbia
2007 – Missouri, 49-32	at Manhattan
2008 – Missouri, 41-24	at Columbia
2009 – Missouri, 38-12	at Manhattan
2010 – Missouri, 38-28	at Columbia
2011 – Kansas State, 24-17	at Manhattan
2022 – Kansas State, 40-12	at Manhattan
2023 – Missouri, 30-27	at Columbia

SERIES HISTORIES

LOUISIANA TECH (Missouri leads, 1-0)		
2022	— Missouri, 52-24	at Columbia
LOUISVILLE (Missouri leads, 1-0)		
1981	— Missouri, 34-3	at Columbia
MARSHALL (Missouri leads, 1-0)		
1992	— Missouri, 44-21	at Columbia
MARYLAND (Maryland leads, 6-0)		
1950	— *Maryland, 20-7	at Jacksonville
1951	— Maryland, 35-0	at College Park
1952	— Maryland, 13-10	at Columbia
1953	— Maryland, 20-6	at Columbia
1954	— Maryland, 74-13	at College Park
1955	— Maryland, 13-12	at Columbia
<i>* 1950 Gator Bowl ('49 season)</i>		
MCNEESE STATE (Missouri leads, 1-0)		
2010	— Missouri, 50-6	at Columbia
MEMPHIS (Missouri leads, 3-1)		
1991	— Missouri, 31-21	at Columbia
1996	— Memphis, 19-16	at Columbia
1999	— Missouri, 27-17	at Memphis
2023	— Missouri, 34-27	at St. Louis
MIAMI, FLA. (Miami, Fla. leads, 3-0)		
1950	— Miami, Fla., 27-9	at Miami
1988	— Miami, Fla., 55-0	at Miami
1989	— Miami, Fla. 38-7	at Columbia
MIAMI (OHIO) (Missouri leads, 2-0)		
2010	— Missouri, 51-13	at Columbia
2011	— Missouri, 17-6	at Columbia
MICHIGAN (Series tied, 2-2)		
1955	— Michigan, 42-7	at Ann Arbor
1959	— Missouri, 20-15	at Ann Arbor
1969	— Missouri, 40-17	at Ann Arbor
1975	— Michigan, 31-7	at Ann Arbor
MICHIGAN STATE (Michigan State leads, 5-3)		
1936	— Michigan State, 13-0	at East Lansing
1937	— Michigan State, 2-0	at Columbia
1938	— Missouri, 6-0	at Columbia
1941	— Missouri, 19-10	at East Lansing
1944	— Missouri, 13-7	at Columbia
1945	— Michigan State, 14-7	at East Lansing
2000	— Michigan State, 13-10	at Columbia
2001	— Michigan State, 55-7	at East Lansing
MIDDLE TENNESSEE STATE (Missouri leads, 2-1)		
2003	— Missouri, 41-40 (OT)	at Columbia
2016	— Middle Tennessee State, 51-45	at Columbia

2023	— Missouri, 23-19	at Columbia
MINNESOTA (Missouri leads, 5-3-1)		
1943	— Minnesota, 26-13	at Minneapolis
1944	— Minnesota, 39-27	at Minneapolis
1945	— Minnesota, 34-0	at Minneapolis
1961	— Missouri, 6-0	at Minneapolis
1962	— Tie, 0-0	at Minneapolis
1965	— Missouri, 17-6	at Minneapolis
1966	— Missouri, 24-0	at Columbia
1970	— Missouri, 34-12	at Columbia
2015	— *Missouri 33-17	at Orlando
<i>* 2015 Citrus Bowl ('14 season)</i>		
MISSOURI STATE (Missouri leads, 2-0)		
1923	— Missouri, 10-0	at Columbia
2017	— Missouri, 72-43	at Columbia
MURRAY STATE (Missouri leads, 2-0)		
2006	— Missouri, 47-7	at Columbia
2013	— Missouri, 58-14	at Columbia
NAVY (Missouri leads, 2-1)		
1948	— Missouri, 35-14	at Annapolis
1961	— *Missouri, 21-14	at Miami
2009	— ^Navy, 35-13	at Houston
<i>* 1961 Orange Bowl ('60 season); ^ 2009 Texas Bowl</i>		
NEBRASKA (Nebraska leads, 65-36-3)		
1892	— Nebraska, 6-0	at Columbia
1893	— Missouri, 18-12	at Kansas City
1894	— Missouri, 18-14	at Kansas City
1895	— Nebraska, 12-10	at Omaha
1896	— Nebraska, 8-4	at Columbia
1897	— Nebraska, 41-0	at Lincoln
1898	— Nebraska, 47-6	at Columbia
1899	— Missouri, 11-0	at Lincoln
1900	— Nebraska, 12-0	at Columbia
1901	— Nebraska, 51-0	at Omaha
1902	— Nebraska, 12-0	at St. Joseph
1911	— Nebraska, 34-0	at Lincoln
1912	— Nebraska, 7-0	at Columbia
1917	— Nebraska, 52-0	at Lincoln
1919	— Nebraska, 12-5	at Columbia
1922	— Nebraska, 48-0	at Lincoln
1923	— Tie, 7-7	at Columbia
1924	— Nebraska, 14-6	at Lincoln
1925	— Missouri, 9-6	at Columbia
1926	— Missouri, 14-7	at Lincoln
1927	— Missouri, 7-6	at Columbia
1928	— Nebraska, 24-0	at Lincoln
1929	— Tie, 7-7	at Columbia
1930	— Tie, 0-0	at Lincoln
1931	— Nebraska, 10-7	at Columbia
1932	— Nebraska, 21-6	at Lincoln

SERIES HISTORIES

1933 – Nebraska, 26-0	at Columbia
1934 – Nebraska, 13-6	at Lincoln
1935 – Nebraska, 19-6	at Columbia
1936 – Nebraska, 20-0	at Lincoln
1937 – Nebraska, 7-0	at Columbia
1938 – Missouri, 13-10	at Lincoln
1939 – Missouri, 27-13	at Columbia
1940 – Nebraska, 20-7	at Lincoln
1941 – Missouri, 6-0	at Columbia
1942 – Missouri, 26-6	at Lincoln
1943 – Missouri, 54-20	at Columbia
1944 – Nebraska, 24-20	at Lincoln
1945 – Missouri, 19-0	at Columbia
1946 – Missouri, 21-20	at Lincoln
1947 – Missouri, 47-6	at Columbia
1948 – Missouri, 33-6	at Lincoln
1949 – Missouri, 21-20	at Columbia
1950 – Nebraska, 40-34	at Lincoln
1951 – Missouri, 35-19	at Columbia
1952 – Missouri, 10-6	at Lincoln
1953 – Missouri, 23-7	at Columbia
1954 – Nebraska, 25-19	at Lincoln
1955 – Nebraska, 18-12	at Columbia
1956 – Nebraska, 15-14	at Lincoln
1957 – Missouri, 14-13	at Columbia
1958 – Missouri, 31-0	at Lincoln
1959 – Missouri, 9-0	at Columbia
1960 – Missouri, 28-0	at Lincoln
1961 – Missouri, 10-0	at Columbia
1962 – Missouri, 16-7	at Lincoln
1963 – Nebraska, 13-12	at Columbia
1964 – Nebraska, 9-0	at Lincoln
1965 – Nebraska, 16-14	at Columbia
1966 – Nebraska, 35-0	at Lincoln
1967 – Missouri, 10-7	at Columbia
1968 – Missouri, 16-14	at Lincoln
1969 – Missouri, 17-7	at Columbia
1970 – Nebraska, 21-7	at Lincoln
1971 – Nebraska, 36-0	at Columbia
1972 – Nebraska, 62-0	at Lincoln
1973 – Missouri, 13-12	at Columbia
1974 – Missouri, 21-10	at Lincoln
1975 – Nebraska, 30-7	at Columbia
1976 – Missouri, 34-24	at Lincoln
1977 – Nebraska, 21-10	at Columbia
1978 – Missouri, 35-31	at Lincoln
1979 – Nebraska, 23-20	at Columbia
1980 – Nebraska, 38-16	at Lincoln
1981 – Nebraska, 6-0	at Columbia
1982 – Nebraska, 23-19	at Lincoln
1983 – Nebraska, 34-13	at Columbia
1984 – Nebraska, 33-23	at Lincoln
1985 – Nebraska, 28-20	at Columbia
1986 – Nebraska, 48-17	at Lincoln
1987 – Nebraska, 42-7	at Columbia

1988 – Nebraska, 26-18	at Lincoln
1989 – Nebraska, 50-7	at Columbia
1990 – Nebraska, 69-21	at Lincoln
1991 – Nebraska, 63-6	at Lincoln
1992 – Nebraska, 34-24	at Columbia
1993 – Nebraska, 49-7	at Lincoln
1994 – Nebraska, 42-7	at Columbia
1995 – Nebraska, 57-0	at Lincoln

Big 12 Conference

1996 – Nebraska, 51-7	at Lincoln
1997 – Nebraska, 45-38 (OT)	at Columbia
1998 – Nebraska, 20-13	at Lincoln
1999 – Nebraska, 40-10	at Columbia
2000 – Nebraska, 42-24	at Lincoln
2001 – Nebraska, 36-3	at Columbia
2002 – Nebraska, 24-13	at Lincoln
2003 – Missouri, 41-24	at Columbia
2004 – Nebraska, 24-3	at Lincoln
2005 – Missouri, 41-24	at Columbia
2006 – Nebraska, 34-20	at Lincoln
2007 – Missouri, 41-6	at Columbia
2008 – Missouri, 52-17	at Lincoln
2009 – Nebraska, 27-12	at Columbia
2010 – Nebraska, 31-17	at Lincoln

NEVADA (Missouri leads, 2-0)

2008 – Missouri, 69-17	at Columbia
2009 – Missouri, 31-21	at Reno

NEW MEXICO (Missouri leads, 2-1)

1980 – Missouri, 47-16	at Columbia
2005 – New Mexico, 45-35	at Columbia
2006 – Missouri, 27-17	at Albuquerque

NEW MEXICO STATE (Missouri leads, 1-0)

2022 – Missouri, 45-14	at Columbia
------------------------	-------------

NORTH CAROLINA (Missouri leads, 3-0)

1973 – Missouri, 27-14	at Chapel Hill
1976 – Missouri, 24-3	at Columbia
2011 – #Missouri, 41-24	at Shreveport

2011 Independence Bowl

NORTH DAKOTA STATE (Missouri leads, 1-0)

1965 – Missouri, 42-0	at Columbia
-----------------------	-------------

NORTH TEXAS (Missouri leads, 2-0)

1995 – Missouri, 28-7	at Columbia
2021 – Missouri, 48-35	at Columbia

NORTHEAST LOUISIANA (Missouri leads, 1-0)

1995 – Missouri, 31-22	at Columbia
------------------------	-------------

SERIES HISTORIES

NORTHWESTERN (Missouri leads, 5-4)

1895	— Missouri, 22-18	at St. Louis
1915	— Northwestern, 24-6	at Evanston
1927	— Missouri, 34-19	at Evanston
1932	— Northwestern, 27-0	at Evanston
1963	— Northwestern, 23-12	at Columbia
1967	— Missouri, 13-6	at Evanston
1985	— Northwestern, 27-23	at Columbia
1987	— Missouri, 28-3	at Columbia
2008	— *Missouri 30-23 (OT)	at San Antonio

* 2008 Alamo Bowl

NORTHWESTERN STATE (Missouri leads, 1-0)

1998	— Missouri, 35-14	at Columbia
------	-------------------	-------------

NOTRE DAME (Series tied, 2-2)

1970	— Notre Dame, 24-7	at Columbia
1972	— Missouri, 30-26	at South Bend
1978	— Missouri, 3-0	at South Bend
1984	— Notre Dame, 16-14	at Columbia

NYU (Series tied, 3-3)

1928	— NYU, 27-7	at New York
1929	— NYU, 14-0	at New York
1930	— NYU, 38-0	at New York
1939	— Missouri, 20-7	at New York
1940	— Missouri, 33-0	at Columbia
1941	— Missouri, 26-0	at New York

OHIO (Missouri leads, 1-0)

2006	— Missouri, 31-6	at Columbia
------	------------------	-------------

OHIO STATE (Ohio State leads, 10-2-1)

1939	— Ohio State, 19-0	at Columbus
1940	— Ohio State, 12-7	at Columbus
1943	— Ohio State, 27-6	at Columbus
1944	— Ohio State, 54-0	at Columbus
1945	— Ohio State, 47-6	at Columbus
1946	— Tie, 13-13	at Columbus
1947	— Ohio State, 13-7	at Columbus
1948	— Ohio State, 21-7	at Columbus
1949	— Ohio State, 35-34	at Columbus
1976	— Missouri, 22-21	at Columbus
1997	— Ohio State, 31-10	at Columbia
1998	— Ohio State, 35-14	at Columbus
2023	— *Missouri, 14-3	at Arlington

* 2023 Cotton Bowl

OKLAHOMA STATE (Missouri leads, 29-24)

1915	— Missouri, 13-6	at Columbia
1921	— Missouri, 36-0	at Columbia
1949	— Missouri, 21-7	at Columbia
1950	— Missouri, 27-0	at Stillwater
1951	— Missouri, 27-26	at Columbia
1952	— Oklahoma State, 14-7	at Stillwater

1960	— Missouri, 28-7	at Columbia
1961	— Missouri, 10-0	at Stillwater
1962	— Missouri, 23-6	at Columbia
1963	— Missouri, 28-6	at Stillwater
1964	— Oklahoma State, 10-7	at Columbia
1965	— Missouri, 13-0	at Stillwater
1966	— Missouri, 7-0	at Columbia
1967	— Missouri, 7-0	at Stillwater
1968	— Missouri, 42-7	at Columbia
1969	— Missouri, 31-21	at Columbia
1970	— Missouri, 40-20	at Stillwater
1971	— Oklahoma State, 37-16	at Columbia
1972	— Oklahoma State, 17-16	at Stillwater
1973	— Missouri, 13-9	at Columbia
1974	— Oklahoma State, 31-7	at Stillwater
1975	— Missouri, 41-14	at Columbia
1976	— Oklahoma State, 20-19	at Stillwater
1977	— Missouri, 41-14	at Columbia
1978	— Oklahoma State, 35-20	at Stillwater
1979	— Oklahoma State, 14-13	at Columbia
1980	— Missouri, 30-7	at Stillwater
1981	— Oklahoma State, 16-12	at Columbia
1982	— Oklahoma State, 30-20	at Stillwater
1983	— Missouri, 16-10	at Columbia
1984	— Oklahoma State, 31-13	at Stillwater
1985	— Oklahoma State, 21-19	at Columbia
1986	— Oklahoma State, 10-6	at Stillwater
1987	— Oklahoma State, 24-20	at Columbia
1988	— Oklahoma State, 49-21	at Stillwater
1989	— Oklahoma State, 31-30	at Columbia
1990	— Oklahoma State, 48-28	at Stillwater
1991	— Missouri, 41-7	at Columbia
1992	— Oklahoma State, 28-26	at Stillwater
1993	— Missouri, 42-9	at Columbia
1994	— Missouri, 24-15	at Stillwater
1995	— Oklahoma State, 30-26	at Columbia

Big 12 Conference

1996	— Missouri, 35-28 (OT)	at Columbia
1997	— Missouri, 51-50 (2-OT)	at Stillwater
2000	— Missouri, 24-10	at Columbia
2001	— Missouri, 41-38 (3-OT)	at Stillwater
2004	— Oklahoma State, 20-17	at Columbia
2005	— Missouri, 38-31	at Stillwater
2008	— Oklahoma State, 28-23	at Columbia
2009	— Oklahoma State, 33-17	at Stillwater
2011	— Oklahoma State, 45-24	at Columbia

2013	— *Missouri, 41-31	at Arlington
2018	— #Oklahoma State, 38-33	at Memphis

* 2014 Cotton Bowl; # 2018 Liberty Bowl

OREGON (Missouri leads, 1-0)

1972	— Missouri, 24-22	at Columbia
------	-------------------	-------------

SERIES HISTORIES

OREGON STATE (Oregon State leads, 2-0)

1956 – Oregon State, 19-13	at Columbia
2006 – *Oregon State, 39-38	at El Paso

*2006 Sun Bowl

PENN STATE (Penn State leads, 3-1)

1959 – Penn State, 19-8	at Columbia
1960 – Missouri, 21-8	at University Park
1970 – *Penn State, 10-3	at Miami
1980 – Penn State, 29-21	at Columbia

*1970 Orange Bowl ('69 season)

PITTSBURGH (Pittsburgh leads, 1-0)

1940 – Pittsburgh, 19-13	at Pittsburgh
--------------------------	---------------

PURDUE (Purdue leads, 7-3)

1895 – Missouri, 16-6	at St. Louis
1897 – Purdue, 30-12	at West Lafayette
1904 – Purdue, 11-0	at St. Louis
1905 – Purdue, 24-0	at West Lafayette
1953 – Missouri, 14-7	at Columbia
1954 – Purdue, 31-0	at West Lafayette
1956 – Purdue, 16-7	at Columbia
1980 – *Purdue, 28-25	at Memphis
2017 – Purdue, 35-3	at Columbia
2018 – Missouri, 40-37	at West Lafayette

*1980 Liberty Bowl

RICE (Missouri leads, 1-0)

1981 – Missouri, 42-10	at Columbia
------------------------	-------------

SAN DIEGO STATE (Missouri leads, 3-0)

1979 – Missouri, 45-15	at Columbia
1980 – Missouri, 31-7	at San Diego
2010 – Missouri, 27-24	at Columbia

SOUTHERN CALIFORNIA (USC leads, 2-1)

1924 – USC, 20-7	at Los Angeles
1976 – Missouri, 46-25	at Los Angeles
1977 – USC, 27-10	at Columbia

SMU (SMU leads, 13-8-2)

1926 – Tie, 7-7	at Columbia
1927 – SMU, 32-9	at Dallas
1945 – Missouri, 10-7	at Dallas
1946 – SMU, 17-10	at Dallas
1947 – SMU, 35-19	at Dallas
1948 – Missouri, 20-14	at Columbia
1949 – SMU, 28-27	at Dallas
1950 – SMU, 21-0	at Dallas
1951 – SMU, 34-0	at Dallas
1952 – SMU, 25-7	at Columbia
1953 – SMU, 20-7	at Dallas
1954 – SMU, 25-6	at Columbia
1955 – SMU, 13-6	at Dallas

1956 – SMU, 33-25	at Columbia
1957 – Missouri, 7-6	at Dallas
1958 – SMU, 32-19	at Columbia
1959 – SMU, 23-2	at Dallas
1960 – Missouri, 20-0	at Columbia
1967 – Missouri, 21-0	at Columbia
1971 – Missouri, 24-12	at Columbia
1973 – Missouri, 17-7	at Dallas
1993 – Tie, 10-10	at Columbia
1996 – Missouri, 27-26	at Dallas

SOUTH DAKOTA (Missouri leads, 1-0)

2023 – Missouri, 35-10	at Columbia
------------------------	-------------

SOUTH DAKOTA STATE (Missouri leads, 1-0)

2014 – Missouri, 38-18	at Columbia
------------------------	-------------

SOUTHEAST LOUISIANA (Missouri leads, 1-0)

2012 – Missouri, 62-10	at Columbia
------------------------	-------------

SOUTHEAST MISSOURI STATE (Missouri leads, 5-0)

1936 – Missouri, 20-0	at Columbia
2008 – Missouri, 52-3	at Columbia
2015 – Missouri, 34-3	at Columbia
2019 – Missouri, 50-0	at Columbia
2022 – Missouri, 59-28	at Columbia

SOUTHERN MISSISSIPPI (Missouri leads, 1-0)

1981 – *Missouri, 19-17	Orlando
-------------------------	---------

*1981 Tangerine Bowl

STANFORD (Stanford leads, 1-0)

1971 – Stanford, 19-0	at Columbia
-----------------------	-------------

SYRACUSE (Syracuse leads, 3-0)

1986 – Syracuse, 41-9	at Syracuse
1987 – Syracuse, 24-13	at Columbia
2012 – Syracuse, 31-27	at Columbia

TEMPLE (Temple leads, 1-0)

1931 – Temple, 38-6	at Philadelphia
---------------------	-----------------

TENNESSEE-MARTIN (Missouri leads, 1-0)

2018 – Missouri, 51-14	at Columbia
------------------------	-------------

TEXAS STATE (Missouri leads, 1-0)

2001 – Missouri, 40-6	at Columbia
-----------------------	-------------

TEXAS TECH (Missouri leads, 6-3)

1995 – Texas Tech, 41-14	at Lubbock
--------------------------	------------

Big 12 Conference

1998 – Missouri, 28-26	at Lubbock
1999 – Missouri, 34-7	at Columbia
2002 – Texas Tech, 52-38	at Lubbock

SERIES HISTORIES

2003 – Missouri, 62-31	at Columbia
2006 – Missouri, 38-21	at Lubbock
2007 – Missouri, 41-10	at Columbia
2010 – Texas Tech, 24-17	at Lubbock
2011 – Missouri, 31-27	at Columbia

TCU (Series tied, 1-1)

1989 – Missouri, 14-10	at Columbia
1990 – TCU, 20-19	at Columbia

TOLEDO (Missouri leads, 2-0)

2013 – Missouri, 38-23	at Columbia
2014 – Missouri, 49-24	at Toledo

TRANSYLVANIA (Missouri leads, 1-0)

1904 – Missouri, 37-6	at Columbia
-----------------------	-------------

TROY (Missouri leads, 3-1)

2002 – Missouri, 44-7	at Columbia
2004 – Troy, 24-14	at Troy
2005 – Missouri, 52-21	at Columbia
2019 – Missouri, 42-10	at Columbia

TULANE (Series tied, 0-0-2)

1925 – Tie, 6-6	at New Orleans
1926 – Tie, 0-0	at Columbia

TULSA (Series tied, 1-1)

1994 – Tulsa, 20-17	at Columbia
1997 – Missouri, 42-21	at Columbia

UCF (Missouri leads, 2-0)

2012 – Missouri, 21-16	at Orlando
2014 – Missouri, 38-10	at Columbia

UCLA (UCLA leads, 2-0-1)

1937 – UCLA, 13-0	at Los Angeles
1965 – Tie, 14-14	at Columbia
1966 – UCLA, 25-14	at Los Angeles

UCONN (Missouri leads, 2-0)

2015 – Missouri, 9-6	at Columbia
2017 – Missouri, 52-12	at Storrs

UTAH (Series tied, 1-1)

1955 – Utah, 20-14	at Columbia
1964 – Missouri, 23-6	at Columbia

UTAH STATE (Missouri leads, 4-0)

1983 – Missouri, 17-10	at Columbia
1986 – Missouri, 24-10	at Columbia
1988 – Missouri, 35-21	at Columbia
1990 – Missouri, 45-10	at Columbia

VIRGINIA (Missouri leads, 1-0)

1973 – Missouri, 31-7	at Columbia
-----------------------	-------------

WAKE FOREST (Wake Forest leads, 1-0)

2022 – *Wake Forest, 27-17	at Tampa
<i>* 2022 Gasparilla Bowl</i>	

WASHINGTON STATE (Missouri leads, 1-0)

1961 – Missouri, 28-6	at Columbia
-----------------------	-------------

WESTERN ILLINOIS (Missouri leads, 1-0)

2000 – Missouri, 50-20	at Columbia
------------------------	-------------

WESTERN MICHIGAN (Missouri leads, 3-0)

1999 – Missouri, 48-34	at Columbia
2007 – Missouri, 52-24	at Columbia
2011 – Missouri, 69-0	at Columbia

WEST VIRGINIA (Missouri leads, 4-3)

1926 – Missouri, 27-0	at Morgantown
1927 – Missouri, 13-0	at Columbia
1993 – West Virginia, 35-3	at Morgantown
1994 – West Virginia, 34-10	at Columbia
1998 – *Missouri, 34-31	at Tucson
2016 – West Virginia, 26-11	at Morgantown
2019 – Missouri, 38-7	at Columbia
<i>* 1998 Insight.com Bowl</i>	

WISCONSIN (Wisconsin leads, 4-1)

1942 – Wisconsin, 17-9	at Madison
1974 – Wisconsin, 59-20	at Madison
1975 – Missouri, 27-21	at Columbia
1983 – Wisconsin, 21-20	at Madison
1984 – Wisconsin, 35-34	at Columbia

WYOMING (Series tied, 1-1)

2018 – Missouri, 40-13	at Columbia
2019 – Wyoming, 37-31	at Laramie



2023
SEASON REVIEW

POSTSEASON AWARD WINNERS

NATIONAL AWARDS

247 SPORTS

Curtis Luper — All-Assistant Team

AFCA

Elijah Drinkwitz — Region 2 Coach of the Year

ASSOCIATED PRESS

Elijah Drinkwitz — SEC Coach of the Year

BEAR BRYANT AWARDS

Elijah Drinkwitz — SEC Coach of the Year and Finalist

BILETNIKOFF AWARD

Luther Burden III — Semifinalist

BROYLES AWARD

Kevin Peoples — Semifinalist

BURLSWORTH TROPHY

Cody Schrader — Winner

BUTKUS AWARD

Ty'Ron Hopper — Finalist

COLLEGE FOOTBALL NEWS

Elijah Drinkwitz — Coach of the Year Finalist

CONSENSUS ALL-AMERICAN

Cody Schrader

DAVEY O'BRIEN NATIONAL QB AWARD

Brady Cook — Semifinalist

DOAK WALKER AWARD

Cody Schrader — Finalist

ODD TROPHY

Elijah Drinkwitz — Finalist

EDDIE ROBINSON COACH OF THE YEAR AWARD

Elijah Drinkwitz — Finalist

FOOTBALLSCOOP.COM

Curtis Luper — RB Coach of the Year Finalist

Kirby Moore — OC of the Year Finalist

JOE MOORE AWARD

MU Offensive Line — Semifinalist

OUR COACHING NETWORK

Elijah Drinkwitz — SEC Coach of the Year

PAYCOM JIM THORPE AWARD

Kris Abrams-Draine — Semifinalist

SOUTHEASTERN CONFERENCE — COACHES

Elijah Drinkwitz — Coach of the Year

USA TODAY SPORTS NETWORK

Elijah Drinkwitz — SEC Coach of the Year

WILLIAM V. CAMPBELL TROPHY

Brady Cook — Semifinalist

ALL-AMERICA TEAMS

247SPORTS / CBS Sports

Kris Abrams-Draine — Second Team

Luther Burden III — Second Team

Javon Foster — Second Team

Cody Schrader — First Team

ACTION NETWORK

Luther Burden — Second-Team

AMERICAN FOOTBALL COACHES ASSOCIATION

Cody Schrader — Second Team

ASSOCIATED PRESS

Kris Abrams-Draine — Second Team

Luther Burden III — Second Team

Javon Foster — Third Team

Cody Schrader — First Team

COLLEGE FOOTBALL NETWORK

Kris Abrams-Draine — Honorable Mention

Luther Burden III — Second Team

Javon Foster — Second Team

Cam'Ron Johnson — Honorable Mention

Brett Le Blanc — Freshman First-Team

Brett Norfleet — Freshman Honorable Mention

Cody Schrader — Second Team

ESPN.com

Brett Norfleet — Freshman Team

Cody Schrader — First-Team

FWAA

Kris Abrams-Draine — Second Team

Javon Foster — Second Team

Cody Schrader — Second Team

PHIL STEELE

Kris Abrams-Draine — Second Team

Luther Burden III — Second Team

Javon Foster — Third Team

Harrison Mevis — Third Team

Darius Robinson — Honorable Mention

Cody Schrader — First-Team

PRO FOOTBALL FOCUS

Kris Abrams-Draine — Second-Team

Luther Burden III — Second-Team

Javon Foster — Second-Team

SPORTING NEWS

Luther Burden III — Second Team

Cody Schrader — First Team

THE ATHLETIC

Luther Burden III — Second Team

Cody Schrader — Second Team

WALTER CAMP

Kris Abrams-Draine — Second Team

Cody Schrader — Second Team

ALL-CONFERENCE TEAMS

ASSOCIATED PRESS ALL-SEC

Kris Abrams-Draine — First Team

Luther Burden III — First Team

Eli Drinkwitz — Coach of the Year

Javon Foster — First Team

Cam'Ron Johnson — Second Team

Harrison Mevis — Second Team

Darius Robinson — First Team

Cody Schrader — First Team

PHIL STEELE ALL-SEC

Kris Abrams-Draine — First-Team

Luther Burden III — First-Team

JC Carlies — Fourth Team

Daylan Carnell — Third Team

Brady Cook — Fourth Team

Javon Foster — First-Team

Ty'Ron Hopper — Third Team

Cam'Ron Johnson — Second Team

Harrison Mevis — First-Team

Darius Robinson — First-Team

Cody Schrader — First-Team

Connor Tollison — Third Team

Theo Wease Jr. — Fourth Team

PRO FOOTBALL FOCUS ALL-SEC

Kris Abrams-Draine — First Team

Luther Burden III — First Team

Javon Foster — First Team

Cody Schrader — First Team

SOUTHEASTERN CONFERENCE — COACHES

Kris Abrams-Draine — First Team

Luther Burden III — First Team

Brady Cook — FB Scholar-Athlete of the Year

Eli Drinkwitz — Coach of the Year

Javon Foster — First Team

Ty'Ron Hopper — Second Team

Harrison Mevis — Second Team

Brett Norfleet — All-Freshman Team

Darius Robinson — First Team & Comm. SVC Team

Cody Schrader — First Team

USA TODAY SPORTS NETWORK

Kris Abrams-Draine — First Team

Luther Burden III — First Team

Eli Drinkwitz — Coach of the Year

Javon Foster — First Team

Darius Robinson — First Team

Cody Schrader — First Team

ACADEMIC AWARDS

COLLEGE SPORTS COMMUNICATORS

Brady Cook — Academic All-District

Darius Robinson — First-Team Academic

All-American, Academic All-District

SOUTHEASTERN CONFERENCE

Brady Cook — Football Scholar-Athlete of the Year

2023 RESULTS (11-2, 6-2 SEC)

DATE	OPPONENT	RESULT	SCORE	REC	SEC	TIME	ATT
Aug. 31	SOUTH DAKOTA	W	35-10	1-0	—	3:27	50,434
Sept. 9	MIDDLE TENNESSEE	W	23-19	2-0	—	3:19	57,645
Sept. 16	15 KANSAS STATE	W	30-27	3-0	—	3:28	62,621
Sept. 23	vs. Memphis ^	W	34-27	4-0	—	3:20	45,085
Sept. 30	at Vanderbilt *	W	38-21	5-0	1-0	3:19	26,332
Oct. 7	23 LSU *	L	39-49	5-1	1-1	3:44	62,621
Oct. 14	at 23 Kentucky *	W	38-21	6-1	2-1	3:33	61,654
Oct. 21	SOUTH CAROLINA *	W	34-12	7-1	3-1	3:15	62,621
Nov. 4	at 1 Georgia *	L	30-21	7-2	3-2	3:12	92,746
Nov. 11	13 TENNESSEE *	W	36-7	8-2	4-2	3:15	62,621
Nov. 18	FLORIDA *	W	33-31	9-2	5-2	3:42	62,621
Nov. 24	at Arkansas *	W	48-14	10-2	6-2	3:11	59,847
Dec. 29	vs. 7 Ohio State %	W	14-3	11-2	6-2	3:17	70,114

^ -Zou To The Lou Classic (The Dome at America's Center - St. Louis, Missouri); * - Southeastern Conference Game; % - Goodyear Cotton Bowl Classic (Arlington, Texas)

TEAM STATISTICS

SCORE BY QUARTERS

TEAM	1ST	2ND	3RD	4TH	TOT
Missouri	86	125	73	139	—
Opponent	58	44	71	98	—

SCORING	MISSOURI	OPPONENTS
Points Per Game	32.5	20.8
Points Off Turnovers	56	35
Total	423	271

FIRST DOWNS	MISSOURI	OPPONENTS
Rushing	123	91
Passing	140	119
Penalty	21	24
Total	284	234

RUSHING	MISSOURI	OPPONENTS
Yards gained rushing	2,554	1,995
Yards lost rushing	318	398
Rushing attempts	496	421
Average per rush	4.5	3.8
Average per game	172.0	122.8
TDs Rushing	25	8
Total	2,236	1,597

PASSING	MISSOURI	OPPONENTS
Comp-Att-Int	248-378-7	250-406-9
Average per pass	9.0	6.8
Average per game	262.3	213.2
TDs Passing	23	22
Total	3,410	2,772

TOTAL OFFENSE	MISSOURI	OPPONENTS
Total plays	874	827
Average per play	6.5	5.3
Average per game	434.3	336.1
Touchdowns	50	31
Total	5,646	4,369

RETURNS	MISSOURI	OPPONENTS
Kickoff: Average	19.2	19.0
Kickoff: Total	20-383	25-476
Punt: Average	7.89	5.80
Punt: Total	9-71	10-58
INT: Average	5.2	12.7
INT: Total	9-47	6-76

KICKING	MISSOURI	OPPONENTS
Punt: Avg. Yards Per Kick	40.9	43.5
Punt: Net Average	39.4	42.0
Punt: Total Yards	50-2,048	64-2,781
FG: Good-Attempts	24-30	17-22
Onside Kicks	0-0	0-2

PENALTIES	MISSOURI	OPPONENTS
Avg. Per Game (YDS)	54.5	60.1
Total-Yards	93-709	97-781

TIME OF POSSESSION	MISSOURI	OPPONENTS
Avg. Per Game	30:25	29:34
Total	06:35:30	06:24:23

MISCELLANEOUS	MISSOURI	OPPONENTS
3rd Down Conversions	72-168 (42.9%)	66-181 (36.5%)
4th Down Conversions	11-15 (73.3%)	12-18 (66.7%)
Fumbles-Lost	9-2	23-10
Sacks-Yards Lost	39-267	26-160
PAT: Good-Attempts	45-46	30-30
Misc. Yards	37	0
Red Zone: Attempts-Scores	56-58	32-39
Red Zone: Touchdowns	36-58	21-39

INDIVIDUAL STATISTICS

PASSING

NO.	PLAYER	GP	RATING	COMP	ATT	INT	%	YDS	TD	LONG	AVG/G
12	Cook, Brady	13	157.2	244	367	6	66.5 %	3,317	21	77	255.2
21	Horn, Sam	3	147.3	3	6	1	50.0 %	54	1	31	18.0
93	Bauer, Luke	12	757.6	1	1	0	100.0 %	39	1	39	3.3
TOTAL		13	157.8	248	378	7	65.6 %	3,410	23	77	262.3
OPPONENTS		13	132.4	250	406	9	61.6 %	2,772	22	61	213.2

RUSHING

NO.	PLAYER	GP	ATT	GAIN	LOSS	NET	AVG	TD	LG	AVG/G
7	Schrader, Cody	13	276	1654	27	1627	5.9	14	52	125.2
12	Cook, Brady	13	113	510	191	319	2.8	8	25	24.5
8	Peat, Nathaniel	12	76	347	30	317	4.2	3	19	26.4
3	Burden III, Luther	13	7	31	0	31	4.4	0	20	2.4
5	Cooper, Mookie	13	1	3	0	3	3.0	0	3	0.2
17	Johnson, Marquis	13	1	3	0	3	3.0	0	3	0.2
21	Horn, Sam	3	3	6	7	-1	-0.3	0	6	-0.3
20	Roberts, Jamal	2	1	0	1	-1	-1.0	0	0	-0.5
93	Bauer, Luke	13	1	0	11	-11	-11.0	0	0	-0.9
TOTAL		13	496	2,554	318	2,236	4.5	25	52	172.0
OPPONENTS		13	421	1,995	398	1,597	3.8	8	41	122.8

RECEIVING

NO.	PLAYER	GP	REC	YDS	AVG	TD	LG	AVG/G
3	Burden III, Luther	13	86	1,212	14.1	9	56	93.2
1	Wease Jr., Theo	13	49	682	13.9	6	77	52.4
5	Cooper, Mookie	13	36	447	12.4	0	41	34.3
17	Johnson, Marquis	13	13	383	29.5	3	76	29.4
87	Norfleet, Brett	12	18	197	10.9	3	27	16.4
7	Schrader, Cody	13	22	191	8.7	0	43	14.7
10	Miller, Mekhi	11	11	148	13.5	1	31	13.5
8	Peat, Nathaniel	12	6	81	13.5	1	49	6.8
80	Stephens, Tyler	13	5	49	9.8	0	20	3.8
16	Blood, Daniel	10	2	20	10.0	0	16	2.0
TOTAL		13	248	3,410	13.8	23	77	262.3
OPPONENTS		13	250	2,772	11.1	22	61	213.2

INDIVIDUAL STATISTICS

FIELD GOALS

NO.	PLAYER	FGM-FGA	%	I20	20-29	30-39	40-49	50+	LG	BLK
92	Mevis, Harrison	24-30	80.00 %	0-0	11-11	8-9	2-5	3-5	61	1
TOTAL		24-30	80.00 %	0-0	11-11	8-9	2-5	3-5	61	1
OPPONENTS		17-22	77.30 %	0-0	5-6	4-4	7-9	1-3	51	0

PUNTING

NO.	PLAYER	NO	YDS	AVG	LG	TB	FC	I20	50+	BLK
97	Williams, Riley	28	1126	40.20	53	0	9	14	3	0
93	Bauer, Luke	22	927	42.10	73	1	7	8	5	0
TOTAL		50	2053	41.10	73	1	16	22	8	0
OPPONENTS		64	2781	43.50	65	1	20	20	17	1

KICKOFFS

NO.	PLAYER	NO	YDS	AVG	TB	OB
92	Mevis, Harrison	79	4955	62.7	48	0
19	Craig, Blake	6	373	62.2	0	0
TOTAL		85	5328	62.7	48	0
OPPONENTS		60	3674	61.2	28	1

KICKOFF RETURNS

NO.	PLAYER	NO	YDS	AVG	TD	LG
17	Johnson, Marquis	7	146	20.9	0	30
8	Peat, Nathaniel	5	95	19.0	0	26
20	Burks Jr., Marvin	4	74	18.5	0	22
7	Abrams-Draine, Kris	2	33	16.5	0	17
4	Johnson, Tre'Vez	1	20	20.0	0	20
28	Charleston, Joseph	1	15	15.0	0	15
TOTAL		20	383	19.2	0	30
OPPONENTS		25	476	19.0	0	36

PUNT RETURNS

NO.	PLAYER	NO	YDS	AVG	TD	LG
3	Burden III, Luther	8	70	8.75	0	17
7	Abrams-Draine, Kris	1	1	1.0	0	1
TOTAL		9	71	7.9	0	17
OPPONENTS		10	63	6.3	0	17

INDIVIDUAL STATISTICS

ALL-PURPOSE YARDS

NO.	PLAYER	G	RSH	RCV	PR	KR	IR	TOT	AVG/G
7	Schrader, Cody	13	1627	191	0	0	0	1818	139.8
3	Burden III, Luther	13	31	1212	70	0	0	1313	101.0
1	Wease Jr., Theo	13	0	682	0	0	0	682	52.5
8	Peat, Nathaniel	12	317	81	0	95	0	493	41.1
17	Johnson, Marquis	13	3	383	0	146	0	532	40.9
5	Cooper, Mookie	13	3	447	0	0	0	450	34.6
12	Cook, Brady	13	319	0	0	0	0	319	24.5
87	Norfleet, Brett	12	0	197	0	0	0	197	16.4
10	Miller, Mekhi	11	0	148	0	0	0	148	13.5
7	Abrams-Draine, Kris	13	0	0	1	33	9	43	3.3
20	Burks, Marvin	13	0	0	0	74	0	74	5.7
80	Stephens, Tyler	13	0	49	0	0	0	49	3.8
13	Carnell, Daylan	13	0	0	0	0	38	38	2.9
16	Blood, Daniel	10	0	20	0	0	0	20	2.0
4	Johnson, Tre'Vez	13	0	0	0	20	0	20	1.5
28	Charleston, Joseph	13	0	0	0	15	0	15	1.2
21	Horn, Sam	3	-1	0	0	0	0	-1	-0.3
20	Roberts, Jamal	2	-1	0	0	0	0	-1	-0.5
93	Bauer, Luke	13	-11	0	0	0	0	-11	-0.8
	Team	13	-51	0	0	0	0	-51	-3.9
	TOTAL	13	2236	3410	71	383	47	6147	472.8
	OPPONENTS	13	1597	2772	63	476	76	4984	383.4

SCORING

NO.	PLAYER	TD	FG	SAF	KICK	RUSH	RCV	PASS	DXP	PTS
92	Mevis, Harrison	0	24	0	45-46	0-0	0	0-0	0	117
7	Schrader, Cody	14	0	0	0-0	1-1	0	0-0	0	86
3	Burden III, Luther	9	0	0	0-0	0-0	0	0-0	0	56
12	Cook, Brady	8	0	0	0-0	1-1	1	1-2	0	50
1	Wease Jr., Theo	6	0	0	0-0	0-0	0	0-0	0	36
8	Peat, Nathaniel	4	0	0	0-0	0-0	0	0-0	0	24
17	Johnson, Marquis	3	0	0	0-0	0-0	0	0-0	0	18
87	Norfleet, Brett	3	0	0	0-0	0-0	0	0-0	0	18
13	Carnell, Daylan	1	0	0	0-0	0-0	0	0-0	0	6
0	Jernigan, Jayden	1	0	0	0-0	0-0	0	0-0	0	6
10	Miller, Mekhi	1	0	0	0-0	0-0	0	0-0	0	6
	TOTAL	50	24	0	45-46	2-2	1	1-2	0	423
	OPPONENTS	31	17	1	30-30	0-0	1	1-1	0	271

INDIVIDUAL STATISTICS

DEFENSE

NO.	PLAYER	GP	SOLO	ASST	TOT	TFL-YDS	SCK-YDS	INT	BU	QBH	FR	FF	KICK	SAF
1	Carlies, Jaylon	12	38	26	64.0	4.5-20	2.0-13	2	5	2	1	1	0	0
28	Charleston, Joseph	13	38	23	61.0	0.5-0	0-0	0	4	3	0	1	0	0
8	Hopper, Ty'Ron	10	36	19	55.0	6.0-20	3.0-15	0	3	6	0	0	0	0
30	Hicks, Chuck	13	27	26	53.0	11.0-48	2.0-28	0	1	2	1	1	0	0
7	Abrams-Draine, Kris	13	38	13	51.0	2.5-6	0-0	4	13	1	0	1	0	0
13	Carnell, Daylan	13	30	21	51.0	6.0-26	3.0-18	1	7	8	0	2	0	0
14	Newson, Triston	13	26	25	51.0	7.0-17	0.5-4	0	0	2	2	1	0	0
6	Robinson, Darius	12	29	14	43.0	14.0-73	8.5-51	0	0	6	1	1	0	0
15	Walker, Jr., Johnny	13	25	18	43.0	9.5-34	5.0-25	0	0	9	0	3	0	0
4	Johnson, Tre'Vez	13	24	19	43.0	1.0-2	0-0	0	0	0	0	0	0	0
2	Rakestraw, Jr., Ennis	9	24	11	35.0	1.5-4	0-0	0	3	0	0	1	0	0
90	Landry, Josh	13	16	16	32.0	2.5-6	0-0	0	0	2	0	0	0	0
99	George Jr., Realus	13	7	18	25.0	2.5-12	2.5-12	0	1	3	0	1	0	0
5	Williams, Kristian	13	10	15	25.0	5.0-29	0-0	0	2	1	1	2	0	0
3	Williams, Sidney	13	16	9	25.0	2.5-9	2.0-8	0	0	1	0	0	0	0
21	Gaddy, Nyles	13	13	9	22.0	4.0-24	4.0-24	0	0	3	0	0	0	0
12	Norwood, Dreyden	12	12	8	20.0	0-0	0-0	0	3	0	1	0	0	0
0	Jernigan, Jayden	13	8	10	18.0	2.5-16	1.5-15	0	0	3	1	1	0	0
9	Bailey, Chad	5	7	10	17.0	1.0-9	1.0-9	0	1	0	0	1	0	0
20	Burks Jr., Marvin	13	9	7	16.0	1.0-9	1.0-9	0	0	0	1	0	0	0
45	Moore, Joe	12	7	6	13.0	1.5-15	1.0-13	0	0	0	1	0	0	0
19	Clarke, Marcus	10	7	5	12.0	0-0	0-0	2	2	0	0	0	0	0
29	Roche, Phillip	11	5	4	9.0	1.0-10	1.0-10	0	0	0	0	1	0	0
22	Norris, Will	13	4	1	5.0	0-0	0-0	0	0	0	0	0	0	0
17	Johnson, Marquis	13	2	1	3.0	0-0	0-0	0	0	0	0	0	0	0
25	Wayne, Ja'Marion	13	3	0	3.0	0-0	0-0	0	0	0	0	0	0	0
3	Burden III, Luther	13	2	0	2.0	0-0	0-0	0	0	0	0	0	0	0
98	Firestone, Austin	9	2	0	2.0	1.0-13	1.0-13	0	0	0	0	0	0	0
79	Membou, Armand	13	2	0	2.0	0-0	0-0	0	0	0	0	0	0	0
10	Wilson, Dameon	7	2	0	2.0	0-0	0-0	0	0	1	0	0	0	0
33	Gracial, Marquis	2	0	1	1.0	0-0	0-0	0	0	0	0	0	0	0
69	Heismeyer, Drake	13	1	0	1.0	0-0	0-0	0	0	0	0	0	0	0
17	Hibbler, Tyler	7	1	0	1.0	0-0	0-0	0	0	0	0	0	0	0
10	Miller, Mekhi	11	1	0	1.0	0-0	0-0	0	0	0	0	0	0	0
20	Roberts, Jamal	2	1	0	1.0	0-0	0-0	0	0	0	0	0	0	0
7	Schrader, Cody	13	0	1	1.0	0-0	0-0	0	0	0	0	0	0	0
46	Straatmann, Ben	7	1	0	1.0	0-0	0-0	0	0	0	0	0	0	0
39	Hayes, Caimin	12	0	0	0	0-0	0-0	0	0	0	0	0	1	0
TOTAL		13	474	336	810	88.0-402	39.0-267	9	46	53	10	17	1	0

INTERCEPTIONS

NO.	PLAYER	NO	YDS	AVG	TD	LG
7	Abrams-Draine, Kris	4	6	1.5	0	6
13	Clarke, Marcus	2	0	0.0	0	0
1	Carlies, Jaylon	2	0	0.0	0	0
13	Carnell, Daylan	1	38	38.0	1	38
TOTAL		9	44	4.9	1	38
OPPONENTS		6	76	12.6	1	36

MISCELLANEOUS STATISTICS & HONORS

FIELD GOALS (MADE) MISSED

FG SEQUENCE	MISSOURI	OPPONENTS
SOUTH DAKOTA	48, 34	[40]
MIDDLE TENN.	[38]	[25]
KANSAS ST.	[30], 53, [25], [61]	55, [46], [26]
vs. Memphis	[25], [32]	[43], [22]
@ Vanderbilt	[23]	-
LSU	[50], 44, 54	[48], [29], 29
@ Kentucky	[25], [31], 46, [29]	-
S. CAROLINA	[21], [53] 51,[51],[41],[38],[21]	
@ Georgia	[37], [42]	[33], [30], [48]
TENNESSEE	[31], [46], [23]	41
FLORIDA	[22], [38], [24], [30]	[35]
@ Arkansas	[24], [22]	-
vs. Ohio State	--	[44], 48

TURNOVERS

Takeaways..... 19 (9 Interceptions, 10 Fumbles Recovered)
 Turnovers..... 9 (7 Interceptions, 2 Fumbles)

Points Off Turnovers

Missouri.....56
 Opponents.....35

Points Off Turnovers/Game

Missouri.....4.3
 Opponents.....2.7

GAME	GIVEAWAYS			TAKEAWAYS			+/-
	FUM	INT	TOT	FUM	INT	TOT	
SOUTH DAKOTA	0	1	1	0	0	0	-1
MIDDLE TENN.	0	0	0	0	0	0	0
KANSAS ST.	0	0	0	0	1	0	+1
vs. Memphis	1	0	1	0	2	2	+1
@ Vandy	1	0	1	0	1	1	0
LSU	0	0	0	0	2	0	-2
@ Kentucky	0	1	1	1	2	3	+2
S. CAROLINA	0	0	0	0	1	1	+1
@ Georgia	0	2	2	0	0	0	-2
TENNESSEE	0	1	1	2	1	3	+2
FLORIDA	0	0	0	1	1	2	+2
@ Arkansas	0	0	0	5	0	5	+5
vs. Ohio State	0	0	0	1	0	1	+1

RED ZONE

MU Red Zone Entries..... 56 of 58 (97%)
 Scores 56 (36 TDs, 22 Rush TDs, 14 Pass TDs, 20 FGs)
 Non-Scores..... 2 (1 FGA, 0 Downs, 0 INT, 0 Fum., 1 Half)

Opponent Red Zone Entries..... 32 of 39 (82%)
 Scores.... 32 (21 TDs, 6 Rush TDs, 15 Pass TDs, 11 FGs)
 Non-Scores..... 7 (3 FGA, 1 Downs, 2 INT, 1 Fum., 0 Half)

KICKOFFS

Kickoffs.....85 — 5,328 Yards (62.7)
 Touchbacks..... 48
 Opponent Kickoff Returns25 - 476 yards (19.0)
 Out of Bounds..... 0
 Average Opponent Drive Start25-yard line

FUMBLES

NAME	NO.- LOST
Brady Cook.....	3-0
Cody Schrader.....	1-1
Theo Wease Jr.....	1-1
TEAM.....	2-0
Luke Bauer.....	1-0
Luther Burden III.....	1-0

OPENING DRIVES — OFFENSE

GAME	1ST	2ND
SOUTH DAKOTA	PUNT	MISSED FG
MIDDLE TENN.	PUNT	TD
KANSAS ST.	TD	PUNT
vs. Memphis	TD	PUNT
@ Vanderbilt	FG	TD
LSU	TD	MISSED FG
@ Kentucky	PUNT	FIELD GOAL
S. CAROLINA	PUNT	DOWN
@ Georgia	TD	FG
TENNESSEE	INT	TD
FLORIDA	FG	TD
@ Arkansas	PUNT	FUMBLE
vs. Ohio State	PUNT	PUNT

OPENING DRIVES — DEFENSE

GAME	1ST	2ND
SOUTH DAKOTA	PUNT	DOWN
MIDDLE TENN.	PUNT	FG
KANSAS ST.	TD	FG
vs. Memphis	PUNT	PUNT
@ Vanderbilt	PUNT	PUNT
LSU	PUNT	FG
@ Kentucky	TD	FUMBLE
S. CAROLINA	MISSED FG	FG
@ Georgia	FG	TD
TENNESSEE	PUNT	PUNT
FLORIDA	TD	TD
@ Arkansas	PUNT	TD
vs. Ohio State	PUNT	MISSED FG

MIZZOU ON COIN FLIPS

GAME	RESULT	SCORE
SOUTH DAKOTA	Loss	W, 35-10
MIDDLE TENN.	Loss	W, 23-19
KANSAS ST.	Loss	W, 30-27
vs. Memphis	Win	W, 34-27
@ Vanderbilt	Win	W, 38-21
LSU	Loss	L, 49-39
@ Kentucky	Won	W, 38-21
S. CAROLINA	Loss	W, 34-12
@ Georgia	Won	L, 30-21
TENNESSEE	Loss	W, 36-7
FLORIDA	Loss	W, 33-31
@ Arkansas	Loss	W, 48-14
vs. Ohio State	Won	W, 14-3

WEEKLY HONORS

SOUTHEASTERN CONFERENCE

Sept. 11	Nyles Gaddy	Defensive Line
Sept. 18	Harrison Mevis	Special Teams
Oct. 16	Darius Robinson	Defensive
Oct. 23	Cody Schrader	Offense
	Javon Foster	Offensive Line
Nov. 13	Darius Robinson	Defensive Line
Nov. 20	Brady Cook	Offense
	Harrison Mevis	Special Teams
	Xavier Delgado	Offensive Line
Nov. 27	Cody Schrader	Offense
	Triston Newson	Defense
	Jay Jernigan	Defensive Line

DAVEY O'BRIEN AWARD

Sept. 18	Brady Cook	Great 8 List
Oct. 5	Brady Cook	Great 8 List

MANNING AWARD

Sept. 18	Brady Cook	Star of the Week
Oct. 5	Brady Cook	Star 8 QB of the Week

REESE'S SENIOR BOWL PLAYER OF THE WEEK

Sept. 18	Ty/Ron Hopper	Defensive
Oct. 16	Darius Robinson	Co-Defensive

TEAM WEEKLY AWARDS

PLAYERS OF THE WEEK

South Dakota	Schrader (O), Walker Jr. (D), Hayes (ST) K. Williams (DL), Delgado (DL)
MTSU	Burden III (O), Carnell (D), Kreh (ST) Foster (DL), Gaddy (DL)
K-State	Cook (O), Abrams-Draine (D), Mevis (ST) Delgado (DL), George (DL)
Memphis	Burden III (O), Abrams-Draine (D), Mq. Johnson (ST)
	Delgado (DL), Gaddy (DL)
Vanderbilt	Cook (O), Abrams-Draine (D), T. Johnson (ST) Membou (DL), Landry (DL)
Kentucky	Wease (O), Robinson (D), Bauer & Mq Johnson (ST) Delgado (DL), Walker (DL)
South Carolina	Schrader (O), Carlies (D), MO Johnson (ST) Tollison (DL), Robinson (DL)
Tennessee	Schrader (O), Carnell & Hicks (D) J. Manning & Wayne (ST), Delgado (DL), Robinson (DL)
Florida	Cook & Burden (O), Carlies (D) Mevis (ST), Delgado (DL), Robinson (DL)
Arkansas	Norfleet (O), Newson (D), S. Williams (ST) Foster (DL), Jernigan (DL)

SHOW TEAM PLAYERS OF THE WEEK

South Dakota	Hendershot (O), Jackson (ST), Littlejohn (D)
MTSU	Cheyney (D), Favrow (ST), G. Johnson (O)
K-State	Favrow (O), Flaskamp (ST), Montgomery (D)
Memphis	Lang (D), T. Miller (O), Serrano (ST)
Vanderbilt	Meyer (D), Peagler (O), Rees (ST)
LSU	Ellison (ST), Littlejohn (D), Muckey (O)
Kentucky	Cheney (ST), Hayes (D), G. Johnson (O)
South Carolina	DeLoach (D), B. Jackson (O), Meyer (ST)
Georgia	T. Martin (ST), T. Miller (O), Toukara (D)
Tennessee	Flaskamp (ST), Reichert (O), Toukara (D)
Florida	Merriweather (ST), Muckey (O), Rees (D)
Arkansas	Brandt (ST), G. Johnson (O), Straatman (D)

GAME-BY-GAME LEADERS + LONGEST PLAYS

MIZZOU LEADERS

GAME		PASS YARDS	RUSH YARDS	RECEPTIONS	REC YARDS	TOUCHDOWNS	TACKLES	SACKS
08/31	SOUTH DAKOTA	Cook - 172	Schrader - 138	Burden III - 7	Burden III - 96	Five Players - 1	Walker Jr. - 6	Walker Jr./Burks - 1.0
09/09	MIDDLE TENNESSEE	Cook - 204	Schrader - 84	Burden III - 8	Burden III - 117	Three Players - 1	Carnell - 8	Gaddy - 2.0
09/16	KANSAS STATE	Cook - 356	Schrader - 58	Burden III - 7	Burden III - 114	Burden III - 2	Charleston - 9	Three Players - 1.0
09/23	vs. Memphis	Cook - 341	Schrader - 123	Burden III - 10	Burden III - 177	Four Players - 1	Two Players - 7	Three Players - 1.0
09/30	at Vanderbilt	Cook - 395	Peat - 71	Burden III - 11	Burden III - 140	Burden III - 2	Carnell - 7	Firestone - 1.0
10/07	LSU	Cook - 411	Schrader - 114	Burden III - 11	Burden III - 149	Schrader - 3	Two Players - 8	Hopper - 1.0
10/14	at Kentucky	Cook - 175	Schrader - 71	Wease - 6	Wease - 66	Three Players - 1	Robinson - 6	Robinson - 2.0
10/21	SOUTH CAROLINA	Cook - 205	Schrader - 159	Cooper - 6	Burden III - 97	Schrader - 2	Two Players - 7	Four Players - 1.0
11/04	at Georgia	Cook - 212	Schrader - 112	Wease - 5	Wease - 90	Two Players - 1	Hopper - 10	Three Players - 1.0
11/11	TENNESSEE	Cook - 275	Schrader - 205	Schrader - 5	Schrader - 116	Three Players - 1	Two Players - 8	Robinson - 1.0
11/18	FLORIDA	Cook - 331	Schrader - 148	Burden III - 9	Burden III - 158	Three Players - 1	Two Players - 9	Two Players - 1.0
11/24	at Arkansas	Cook - 112	Schrader - 217	Burden III - 6	Burden III - 55	Norfleet - 2	Newson - 15	Five Players - 1.0
12/29	vs. Ohio State	Cook - 128	Schrader - 128	Wease - 4	Johnson - 50	Burden III - 1	Carlies - 11	Four Players - 1.0

OPPONENT LEADERS

GAME		PASS YARDS	RUSH YARDS	RECEPTIONS	REC YARDS	TOUCHDOWNS	TACKLES	SACKS
08/31	SOUTH DAKOTA	Bouman - 148	Theis - 34	Martens - 8	Martens - 81	Mansaray - 1	Barros - 7	Two Players - 0.5
09/09	MIDDLE TENNESSEE	Vattiato - 214	Peasant - 35	Metcalf - 5	Metcalf - 70	Two Players - 1	Fluellen - 9	Francis - 2.0
09/16	KANSAS STATE	Howard - 270	Ward - 54	Three Players - 5	Sinnott - 78	Sinnott - 2	Green - 9	Two Players - 1.0
09/23	vs. Memphis	Henigan - 316	Watson - 47	Watson - 9	Taylor - 143	Three Players - 1	Rubin - 8	Two Players - 1.0
09/30	at Vanderbilt	Seals - 259	McGowan - 24	Alexander - 7	Sheppard - 98	Three Players - 1	Mahoney - 8	none
10/07	LSU	Daniels - 259	Diggs - 134	Nabers - 6	Nabers - 146	Five Players - 1	Alexander - 8	Two Players - 1.0
10/14	at Kentucky	Leary - 120	Davis - 128	Two Players - 3	Dingle - 32	Three Players - 1	Rayner - 10	Two Players - 1.0
10/21	SOUTH CAROLINA	Rattler - 217	Anderson - 68	Knox - 5	Harbor - 50	none	Williams - 14	none
11/04	at Georgia	Beck - 254	Edwards - 77	McConkey - 7	McConkey - 8	Three Players - 1	Three Players - 7	Walker - 1.5
11/11	TENNESSEE	Milton III - 267	Milton III - 36	Three Players - 4	Keyton - 57	Thornton - 1	Walker - 9	Norman-Lott - 2.0
11/18	FLORIDA	Mertz - 183	Johnson - 85	Wilson III - 7	Pearsall - 72	Four Players - 1	Mitchell - 7	Three Players - 1.0
11/24	at Arkansas	Criswell - 96	Augustave - 80	Armstrong - 4	Armstrong - 40	Two Players - 1	Two Players - 7	none
12/29	vs. Ohio State	Kienholz - 86	Henderson - 72	Egbuka - 6	Egbuka - 63	none	Simon - 12	Sawyer - 3.0

LONGEST PLAYS

RUSH

52 Cody Schrader vs. LSU (10/07)

RUSHING TOUCHDOWN

37 Cody Schrader vs. Memphis (09/23)

PASS

77 Theo Wease Jr. from Brady Cook vs. Florida (11/18)

PASSING TOUCHDOWN

77 Theo Wease Jr. from Brady Cook vs. Florida (11/18)

PUNT RETURN

17 Luther Burden III at Vanderbilt (09/30)

KICK RETURN

30 Marquis Johnson at Kentucky (10/14), vs. Florida (11/18)

INTERCEPTION RETURN

36 Daylan Carnell vs. Tennessee (11/14)

FUMBLE RETURN

10 Jay Jernigan at Arkansas (11/24)

PUNT

73 Luke Bauer vs. LSU (10/07)

FIELD GOAL

61 Harrison Mevis vs. Kansas State (09/16)

GAME-BY-GAME STATISTICS

MIZZOU

GAME	SCORE				1ST DOWN				3RD DOWN		4TH DOWN		NET YARDS			MISCELLANEOUS			
	PTS	OPP PTS	+/-	OT	TOTAL	RUSH	PASS	PEN	CONV	ATT	CONV	ATT	TOTAL	PASS	RUSH	TO	PEN	PEN YDS	TOP
08/31 USD	35	10	+25	-	22	11	9	2	6	10	0	1	447	226	221	1	7	56	28:55
09/09 MTSU	23	19	+4	-	21	12	6	3	7	13	0	0	316	204	112	0	5	50	32:00
09/16 KSU	30	27	+3	-	20	3	15	2	3	13	1	1	430	356	74	0	6	40	26:00
09/23 vs. MEM	34	27	+7	-	22	11	11	0	0	8	1	2	542	341	201	1	7	41	27:20
09/30 at VAN	38	21	+17	-	28	6	21	1	6	12	0	1	532	395	137	1	9	75	35:58
10/07 LSU	39	49	-10	-	23	6	17	0	4	11	1	2	527	411	116	2	11	63	27:40
10/14 at UK	38	21	+17	-	21	6	11	4	6	14	1	1	332	214	118	1	6	65	31:07
10/21 USC	34	12	+22	-	22	12	10	0	7	13	0	1	418	205	213	0	6	55	28:52
11/04 at UGA	21	30	-9	-	21	11	8	2	5	13	1	1	363	212	151	2	8	49	25:42
11/11 TEN	36	7	+29	-	26	14	10	2	11	17	0	0	530	275	255	1	7	50	39:56
11/18 FLA	33	31	+2	-	21	8	12	1	9	17	5	11	370	331	177	0	7	60	26:52
11/24 at ARK	48	14	+34	-	17	9	5	3	4	13	2	2	370	112	258	0	7	65	31:15
12/29 vs. OSU	14	3	+11	-	19	13	5	1	4	16	3	3	331	128	203	0	7	40	33:53
TOTALS	423	271	+152	-	284	123	140	21	72	169	11	15	5,646	3,410	2,236	9	93	709	395:30

OPPONENTS

GAME	SCORE				1ST DOWN				3RD DOWN		4TH DOWN		NET YARDS			MISCELLANEOUS			
	PTS	OPP PTS	+/-	OT	TOTAL	RUSH	PASS	PEN	CONV	ATT	CONV	ATT	TOTAL	PASS	RUSH	TO	PEN	PEN YDS	TOP
08/31 USD	10	35	-25	-	14	4	9	1	2	13	2	3	194	148	46	0	6	57	30:58
09/09 MTSU	19	23	-4	-	16	5	10	1	9	18	2	3	285	219	66	0	6	42	28:00
09/16 KSU	27	30	-3	-	19	7	11	1	8	17	0	0	408	270	138	1	7	65	34:00
09/23 vs. MEM	27	34	-7	-	22	11	11	0	7	18	3	4	399	319	83	2	5	39	32:40
09/30 at VAN	21	38	-17	-	15	3	10	2	2	10	1	2	300	259	41	1	4	25	24:02
10/07 LSU	49	39	+10	-	25	11	10	4	6	12	0	0	533	259	274	0	11	83	32:20
10/14 at UK	21	38	-17	-	19	12	5	2	5	12	0	1	301	120	181	3	14	122	28:53
10/21 USC	12	34	-22	-	20	6	11	3	3	13	0	1	286	217	69	1	6	35	31:08
11/04 at UGA	30	21	+9	-	21	9	10	2	6	13	1	1	385	254	131	0	5	60	34:18
11/11 TEN	7	36	-20	-	15	6	8	1	5	13	0	0	350	267	83	3	9	95	20:04
11/18 FLA	31	33	-2	-	13	6	5	2	5	11	1	1	500	239	261	2	9	48	33:08
11/24 at ARK	14	48	-34	-	13	6	5	2	6	15	1	1	225	98	127	5	7	58	28:45
12/29 vs. OSU	3	14	-11	-	12	6	5	1	2	15	1	1	203	106	97	1	8	57	26:07
TOTALS	271	423	-152	-	234	91	119	24	66	180	12	18	4,369	2,772	1,597	19	97	786	384:23

GAME-BY-GAME STATISTICS

OFFENSE

		RUSHING				RECEIVING				PASSING				KICK RETURNS				PUNT RETURNS				TOTAL
DATE	OPPONENT	#	YDS	TD	LG	#	YDS	TD	LG	C-A-I	YDS	TD	LG	#	YDS	TD	LG	#	YDS	TD	LG	OFF
08/31	SOUTH DAKOTA	40	211	3	42	20	226	2	31	20-26-1	226	2	31	3	56	0	23	2	18	0	15	437
09/09	MTSU	46	112	1	15	14	204	2	49	14-19-0	204	2	49	3	52	0	19	2	15	0	13	316
09/16	KANSAS STATE	28	74	1	36	23	356	2	47	23-36-0	356	2	47	2	42	0	22	0	0	0	0	430
09/23	vs. MEMPHIS	36	201	2	37	18	341	2	76	18-25-0	341	2	76	3	58	0	26	0	0	0	0	542
09/30	at VANDERBILT	34	137	1	19	33	395	4	44	33-41-0	395	4	44	1	14	0	14	1	17	0	17	532
10/07	LSU	21	116	3	52	30	411	2	42	30-47-2	411	2	42	1	19	0	19	0	0	0	0	527
10/14	at KENTUCKY	38	118	2	25	20	214	2	39	20-30-1	214	2	39	2	54	0	30	1	10	0	10	332
10/21	S. CAROLINA	40	213	3	29	15	205	1	42	15-25-0	205	1	42	1	25	0	25	0	0	0	0	418
11/04	at GEORGIA	34	151	1	19	14	212	1	39	14-30-2	212	1	39	2	18	0	13	0	0	0	0	363
11/11	TENNESSEE	51	255	2	35	18	275	1	48	18-24-1	275	1	48	0	0	0	0	0	0	0	0	530
11/18	FLORIDA	32	177	2	42	20	331	1	77	20-35-0	331	1	77	1	30	0	30	0	0	0	0	508
11/24	at ARKANSAS	43	258	3	49	12	112	2	28	12-21-0	112	2	28	1	15	0	15	1	10	0	13	370
12/29	vs. OHIO STATE	53	203	1	20	11	128	1	50	11-17-0	128	1	50	0	0	0	0	1	1	0	1	331
TOTALS		496	2236	25	52	248	3410	23	77	248-376-7	3410	23	77	20	383	0	30	9	71	0	17	5646
OPPONENTS		421	1597	8	41	250	2772	22	61	250-406-9	2772	22	61	25	476	0	36	10	63	0	17	4369

DEFENSE

		TACKLES					FUMBLES			PASSES DEFENDED			BLKD	XTRA POINTS				
DATE	OPPONENT	SOLO	AST	TOTAL	TFL-YDS	SCK-YDS	FF	FR-YDS	INT-YDS	QBH	PBU	KICK	PAT	RUN	RCV	SAF	PTS	
08/31	SOUTH DAKOTA	43	12	55	5.0-32	2.0-16	1	0-0	0-0	1	1	1	5-5	0	0	0	35	
09/09	MTSU	33	28	61	12.0-46	4.0-21	0	0-0	0-0	5	5	0	3-2	0	0	0	23	
09/16	KANSAS STATE	46	18	64	4.0-15	3.0-13	0	0-3	1-0	6	6	0	3-3	0	0	0	30	
09/23	vs. MEMPHIS	43	28	71	7.0-30	3.0-22	2	0-0	2-0	5	4	0	4-4	0	0	0	34	
09/30	at VANDERBILT	28	22	50	5.0-21	1.0-13	0	0--2	1-0	10	3	0	5-5	0	0	0	38	
10/07	LSU	28	50	78	3.0-8	2.0-4	2	0-0	0-0	1	3	0	4-4	1	0	0	39	
10/14	at KENTUCKY	35	20	55	6.0-32	4.0-29	2	1-0	2-6	3	2	0	3-3	1	0	0	38	
10/21	S. CAROLINA	40	30	70	8.0-57	5.0-44	1	0-0	1-0	4	5	0	4-4	0	0	0	34	
11/04	at GEORGIA	47	14	61	5.0-17	3.0-13	0	0-0	0-0	0	6	0	1-1	0	1	0	21	
11/11	TENNESSEE	27	30	57	4.0-10	1.0-5	1	2-0	1-38	3	2	0	3-3	0	0	0	36	
11/18	FLORIDA	36	32	68	7.0-32	2.0-19	0	1-0	1-0	2	1	0	3-3	0	0	0	33	
11/24	at ARKANSAS	36	34	70	13.0-52	5.0-39	5	5-14	0-0	5	4	0	6-6	0	0	0	48	
12/29	vs. OHIO STATE	35	18	53	10.0-33	4.0-19	2	1-0	0-0	8	2	0	2-2	0	0	0	14	
TOTALS		474	336	810	88.0-402	39.0-267	17	10-14	9-47	53	46	1	45-46	2	1	0	423	
OPPONENT		507	322	829	76.0-270	26.0-160	4	2-4	7-76	31	33	1	30-30	0	1	1	271	

SPECIAL

		PUNTING										FIELD GOALS			KICKOFFS				
DATE	OPPONENT	#	YDS	AVG	LG	BLKD	TB	FC	50+	I20	ATT-MADE	LG	BLKD	#	YDS	AVG	TB	OB	
08/31	SOUTH DAKOTA	2	80	40.0	40	0	0	0	0	1	2-0	0	0	6	387	64.5	5	0	
09/09	MTSU	4	139	34.8	45	0	0	0	0	3	1-1	38	0	6	387	64.5	5	0	
09/16	KANSAS STATE	6	264	44.0	53	0	0	2	2	1	4-3	61	0	6	386	64.3	5	0	
09/23	vs. MEMPHIS	3	141	47.0	59	0	0	1	1	1	2-2	32	0	7	405	57.9	5	0	
09/30	at VANDERBILT	3	125	41.7	44	0	1	0	0	2	1-1	23	0	7	448	64.0	5	0	
10/07	LSU	2	90	45.0	73	0	0	0	1	1	3-1	50	0	6	365	60.8	4	0	
10/14	at KENTUCKY	3	115	38.3	39	0	0	2	0	0	4-3	31	1	8	451	56.4	2	0	
10/21	S. CAROLINA	3	148	49.3	64	0	0	0	2	2	2-2	53	0	7	410	58.6	2	0	
11/04	at GEORGIA	4	151	37.8	50	0	0	2	1	1	2-2	42	0	5	287	57.4	0	0	
11/11	TENNESSEE	3	110	36.7	47	0	0	1	0	1	3-3	46	0	7	353	50.4	1	0	
11/18	FLORIDA	4	165	41.2	50	0	0	0	1	2	4-4	38	0	8	512	64.0	6	0	
11/24	at ARKANSAS	5	194	38.8	44	0	0	3	0	2	2-2	24	0	9	504	56.0	5	0	
12/29	vs. OHIO STATE	8	326	40.8	49	0	0	5	0	5	0-0	0	0	3	195	65.0	3	0	
TOTALS		50	2,053	41.1	73	0	1	16	8	22	24-30	61	1	85	5,328	62.7	48	0	
OPPONENT		64	2,781	43.5	65	1	1	20	17	20	17-22	51	0	60	3,674	61.2	28	1	

GAME-BY-GAME STATISTICS

GAME-BY-GAME COMPARISON

OPPONENT	SCORE	FIRST DOWNS				RUSHING		PASSING		TOTAL OFFENSE		
		TOTAL	RUSH	PASS	PEN	RUSHES-YARDS	COMP-ATT-INT	YARDS	PLAYS-YARDS	RET YARDS	TO'S	
SOUTH DAKOTA	35-10	22/14	11/4	9/9	2/1	40-211/35-46	20-26-1/15-25-0	226/148	66-437/60-194	74/37	1/0	
MIDDLE TENN.	23-19	21/16	12/5	6/10	3/1	46-112/29-71	14-19-0/22-36-0	204/214	65-316/65-285	67/25	0/0	
KANSAS STATE	30-27	20/19	3/7	15/11	2/1	28-74/35-138	23-36-0/25-39-1	356/270	64-430/74-408	45/67	0/1	
vs. Memphis	34-27	22/22	11/6	11/15	0/1	36-201/29-83	18-25-0/31-47-2	341/316	61-542/76-399	58/21	1/2	
Vanderbilt	38-21	28/15	6/3	21/10	1/2	34-137/20-41	33-41-0/20-31-1	395/259	75-532/51-300	31/32	1/1	
LSU	39-49	23/26	6/11	17/10	0/5	21-116/43-274	30-47-2/15-23-0	411/259	68-527/66-533	19/47	2/0	
at Kentucky	38-21	21/19	6/12	11/5	4/2	38-118/31-179	20-30-1/14-27-2	214/120	68-332/58-299	70/103	1/3	
S. CAROLINA	34-12	21/20	11/6	10/11	0/3	40-213/29-69	15-25-0/23-40-1	205/217	65-418/69-286	25/64	0/1	
at Georgia	21-30	21/22	11/9	8/10	2/3	34-151/33-131	14-30-2/21-32-0	212/254	64-363/65-385	18/91	2/0	
TENNESSEE	36-7	26/15	14/6	10/8	2/1	51-255/23-83	18-24-1/22-34-1	275/267	75-530/57-350	38/67	1/3	
FLORIDA	33-31	20/23	7/10	12/10	1/3	32-177/40-261	20-35-0/18-26-1	331/239	67-508/66-500	30/30	0/2	
at Arkansas	48-14	18/13	9/6	5/5	4/2	43-258/41-127	12-21-0/14-22-0	112/98	64-370/63-225	39/4	0/5	
vs. Ohio State	14-3	19/12	13/6	5/5	1/1	53-203/33-97	11-18-0/10-24-0	128/106	71-331/57-203	1/2	0/1	
TOTALS	423-271	284/234	123/91	140/119	21/24	496-2,236/421-1,597	248-378-7/250-406-9	3410/2772	874-5,646/827-4,369	515/619	9/19	

OPPONENT	3RD DN CNV	4TH DN CNV	TOP	MGN	YPR	YPC	YPP	PUNTS-AVG	PEN-YDS
SOUTH DAKOTA	6-10/2-13	0-0/2-3	28:55/30:58	-2:03	5.3/1.3	8.7/5.9	6.6/3.2	2-40.0/6-37.3	7-56/6-57
MIDDLE TENN.	7-13/9-18	0-0/2-3	32:00/28:00	4:00	2.4/2.4	10.7/5.9	4.9/4.4	4-34.8/5-43.2	5-50/6-42
KANSAS STATE	3-13/8-17	1-1/0-0	26:00/34:00	-8:00	2.6/3.9	9.9/6.9	6.7/5.5	6-44.0/5-38.4	6-40/7-65
vs. Memphis	0-8/7-18	1-2/3-4	27:20/32:40	-5:20	5.6/2.9	13.6/6.7	8.9/5.2	3-47.0/4-44.8	7-41/5-39
at Vanderbilt	6-12/2-10	0-1/1-2	35:58/24:02	11:56	4.0/2.0	9.6/8.4	7.1/5.9	3-41.7/6-48.0	9-75/4-25
LSU	4-11/6-12	1-2/0-0	27:40/32:20	-4:40	5.5/6.4	8.7/11.3	7.8/8.1	2-45.0/3-43.7	11-70/11-83
at Kentucky	6-14/5-13	1-1/0-1	31:07/28:53	2:14	3.1/5.8	7.1/4.4	4.9/5.2	3-38.3/5-38.0	6-65/14-139
S. CAROLINA	7-13/3-13	0-1/0-1	28:52/31:08	-2:16	5.3/2.4	8.2/5.4	6.4/4.1	3-49.3/4-46.8	6-55/6-35
at Georgia	5-13/6-13	1-1/1-1	25:42/34:18	-8:36	4.4/4.0	7.1/7.9	5.7/5.9	4-37.8/3-44.3	8-49/5-40
TENNESSEE	11-17/5-12	0-0/0-0	39:56/20:04	19:52	5.0/3.6	11.5/7.9	7.1/6.1	3-36.7/6-43.7	7-50/9-95
FLORIDA	4-13/6-15	2-2/1-1	31:20/28:40	2:40	6.0/3.1	5.3/4.5	5.8/3.6	5-38.8/6-43.2	7-65/7-58
at Arkansas	4-13/6-15	2-2/1-1	31:20/28:40	2:40	6.0/3.1	5.3/4.5	5.8/3.6	5-38.8/6-43.2	7-65/7-58
vs. Ohio State	4-16/2-14	3-3/1-1	33:53/26:07	7:46	3.8/2.9	7.1/4.4	4.7/3.6	8-40.8/8-48.3	7-40/8-57
TOTALS	72-169/66-179	11-15/12-18	395:30/384:23	11:07	4.5/3.8	9.0/6.8	6.5/5.3	50-41.1/64-43.5	93-709/97-786

Note: Game totals are displayed in the format TEAM/OPPONENT for each category;

GAME-BY-GAME STARTERS

OFFENSE	LT	LG	C	RG	RT	QB	RB	TE	WR	WR	WR
SOUTH DAKOTA	Foster	Delgado	Tollison	C. Johnson	Membou	Cook	Schrader	Stephens	Wease	Burden III	Cooper
MIDDLE TENNESSEE	Foster	Delgado	Tollison	C. Johnson	Membou	Cook	Schrader	Stephens	Wease	Burden III	Cooper
KANSAS STATE	Foster	Delgado	Tollison	M. Johnson	Membou	Cook	Schrader	Stephens	Wease	Burden III	Cooper
vs. Memphis	Foster	Delgado	Tollison	C. Johnson	Membou	Cook	Schrader	Stephens	Wease	Burden III	Harris
at Vanderbilt	Foster	Delgado	Tollison	C. Johnson	Membou	Cook	Schrader	Stephens	Wease	Burden III	Cooper
LSU	Foster	Delgado	Tollison	C. Johnson	Membou	Cook	Schrader	Stephens	Wease	Burden III	Cooper
at Kentucky	Foster	Delgado	Tollison	C. Johnson	Membou	Cook	Schrader	Norfleet	Wease	Burden III	Cooper
SOUTH CAROLINA	Foster	Delgado	Tollison	C. Johnson	Membou	Cook	Schrader	Norfleet	Wease	Burden III	Cooper
at Georgia	Foster	Delgado	Tollison	C. Johnson	Membou	Cook	Schrader	Norfleet	Wease	Burden III	Cooper
TENNESSEE	Foster	Delgado	Tollison	C. Johnson	Membou	Cook	Schrader	Norfleet	Wease	Burden III	Cooper
FLORIDA	Foster	Delgado	Tollison	C. Johnson	Membou	Cook	Schrader	Norfleet	Wease	Burden III	Cooper
at Arkansas	Foster	Delgado	Tollison	C. Johnson	Membou	Cook	Schrader	Norfleet	Wease	Burden III	Cooper
vs. Ohio State	Foster	Delgado	Tollison	C. Johnson	Membou	Cook	Schrader	Norfleet	Wease	Burden III	Cooper

DEFENSE	DE	DT	DT	DE	M	W	CB	CB	STAR	S	S
SOUTH DAKOTA	Walker	Jernigan	K. Williams	Robinson	D. Wilson	Hopper	Abrams-Draine	Rakestraw	Carnell	Charleston	T. Johnson
MIDDLE TENNESSEE	Walker	Jernigan	K. Williams	Robinson	Hicks	Hopper	Abrams-Draine	Rakestraw	Carnell	Carlies	Charleston
KANSAS STATE	Walker	Jernigan	Landry	Robinson	Hicks	Hopper	Abrams-Draine	Rakestraw	Carnell	Carlies	Charleston
vs. Memphis	Walker	George	K. Williams	Robinson	Hicks	Hopper	Abrams-Draine	Norwood	Carnell	Carlies	Charleston
at Vanderbilt	Walker	Jernigan	K. Williams	Gaddy	Bailey	Hopper	Abrams-Draine	Rakestraw	Carnell	Carlies	Charleston
LSU	Walker	Landry	K. Williams	Robinson	Bailey	Hopper	Abrams-Draine	Rakestraw	Carnell	Carlies	Charleston
at Kentucky	Walker	Landry	K. Williams	Robinson	Bailey	Hopper	Abrams-Draine	Norwood	Carnell	Carlies	Charleston
SOUTH CAROLINA	Walker	Jernigan	K. Williams	Robinson	Hicks	Hopper	Abrams-Draine	Norwood	Carnell	Carlies	Charleston
at Georgia	Walker	Jernigan	K. Williams	Robinson	Hicks	Hopper	Abrams-Draine	Rakestraw	Carnell	Carlies	Charleston
TENNESSEE	T. Johnson (S)	Jernigan	K. Williams	Robinson	Hicks	Hopper	Abrams-Draine	Rakestraw	Carnell	Carlies	Charleston
FLORIDA	Walker	Jernigan	Landry	Robinson	Hicks	Newson	Abrams-Draine	Rakestraw	Carnell	Carlies	Charleston
at Arkansas	Walker	George	K. Williams	Robinson	Hicks	Newson	Abrams-Draine	Norwood	Carnell	Carlies	Charleston
vs. Ohio State	Walker	Jernigan	K. Williams	Robinson	Hicks	Newson	Abrams-Draine	Norwood	Carnell	Carlies	Charleston

CAREER STARTS

PLAYER	CAREER	2023	STREAK	PLAYER	CAREER	2023	STREAK	PLAYER	CAREER	2023	STREAK
Abrams-Draine	35	13	20	Hicks *	15	9	6	Norwood *	6	5	2
Bailey	22	3	0	Hoerstkamp	3	0	0	Peat *	9	0	0
Burden III	23	13	20	Hopper *	26	10	0	Rakestraw, Jr.	32	8	0
Carlies	40	12	12	Jackson	3	0	0	Robinson	31	12	8
Carnell	14	13	14	Jernigan *	14	9	1	Schrader *	40	13	19
Charleston *	31	13	25	C. Johnson *	25	12	10	Stephens *	13	6	0
Clarke *	4	0	0	M. Johnson *	33	1	0	Tollison	26	13	26
Cooper *	18	12	9	T. Johnson *	11	2	0	Walker Jr.	12	12	3
Cook	27	13	27	Landry *	9	4	0	Walters	4	0	0
Delgado	41	13	21	Membou	18	13	18	Wease *	30	13	13
Foster	41	13	38	Miller	3	0	0	K. Williams *	26	11	2
Gaddy	19	1	0	Ndoma-Ogar	2	0	0	D. Wilson	3	1	0
George Jr.	2	2	0	Newson	3	3	3				
Harris	1	1	0	Norfleet	7	7	7				

* transfers with starts at previous schools

PARTICIPATION

#	PLAYER	GP/GS	USD	MTSU	KSU	MEM	VU	LSU	UK	USC	UGA	UT	FLA	ARK	OSU
7	Abrams-Draine, Kris	13/12	START	START	START	START	START	START	START	START	START	START	START	START	START
9	Bailey, Chad	5/3	XXX	XXX	START	START	START
93	Bauer, Luke	13/-	XXX	XXX	XXX	XXX	XXX	XXX	XXX	XXX	XXX	XXX	XXX	XXX	XXX
16	Blood, Daniel	10/-	XXX	XXX	XXX	XXX	XXX	XXX	XXX	XXX	XXX	XXX
3	Burden, Luther	13/13	START	START	START	START	START	START	START	START	START	START	START	START	START
20	Burks, Marvin	13/-	XXX	XXX	XXX	XXX	XXX	XXX	XXX	XXX	XXX	XXX	XXX	XXX	XXX
1	Carlies, Jc	12/12	...	START	START	START	START	START	START	START	START	START	START	START	START
13	Carnell, Daylan	13/13	START	START	START	START	START	START	START	START	START	START	START	START	START
28	Charleston, Joseph	13/12	START	START	START	START	START	START	XXX	START	START	START	START	START	START
19	Clarke, Marcus	9/-	XXX	...	XXX	XXX	XXX	XXX	XXX	XXX	XXX	XXX
12	Cook, Brady	13/13	START	START	START	START	START	START	START	START	START	START	START	START	START
5	Cooper, Mookie	13/11	START	START	XXX	XXX	START	START	START	START	START	START	START	START	START
19	Craig, Blake	3/-	XXX	XXX	...	XXX	...
72	Delgado, Xavier	13/13	START	START	START	START	START	START	START	START	START	START	START	START	START
98	Firestone, Austin	9/-	XXX	XXX	XXX	XXX	XXX	XXX	XXX	XXX	XXX	...
59	Flint, Trey	13/-	XXX	XXX	XXX	XXX	XXX	XXX	XXX	XXX	XXX	XXX	XXX	XXX	XXX
76	Foster, Javon	13/13	START	START	START	START	START	START	START	START	START	START	START	START	START
21	Gaddy, Nyles	13/1	XXX	XXX	XXX	XXX	START	XXX	XXX	XXX	XXX	XXX	XXX	XXX	XXX
99	George Jr., Realus	13/3	XXX	XXX	XXX	START	XXX	XXX	START	XXX	XXX	XXX	XXX	START	XXX
33	Gracial, Marquis	2/-	XXX	XXX	...
86	Harris, Jordon	11/-	...	XXX	XXX	...	XXX	XXX	XXX	XXX	XXX	XXX	XXX	XXX	XXX
39	Hayes, Caimin	11/-	XXX	XXX	XXX	...	XXX	XXX	XXX	XXX	XXX	...	XXX	XXX	XXX
69	Heismeyer, Drake	13/-	XXX	XXX	XXX	XXX	XXX	XXX	XXX	XXX	XXX	XXX	XXX	XXX	XXX
18	Hibbler, Tyler	9/-	...	XXX	...	XXX	XXX	XXX	XXX	XXX	XXX	XXX
30	Hicks, Chuck	13/9	XXX	START	START	START	XXX	XXX	XXX	START	START	START	START	START	START
84	Hoerstkamp, Ryan	1/-	XXX
8	Hopper, TyRon	10/10	START	START	START	START	START	START	START	START	START	START
21	Horn, Sam	3/-	XXX	...	XXX	XXX	...
11	Jackson, Dannis	5/-	XXX	XXX	XXX	XXX	...	XXX
0	Jernigan, Jay	13/9	START	START	START	XXX	START	XXX	XXX	START	START	START	START	XXX	START
74	Johnson, Cam'Ron	13/13	START	START	XXX	START	START	START	START	START	START	START	START	START	START
50	Johnson, Marcellus	9/1	XXX	XXX	START	XXX	XXX	XXX	XXX	XXX	XXX	XXX	...
17	Johnson, Marquis	13/-	XXX	XXX	XXX	XXX	XXX	XXX	XXX	XXX	XXX	XXX	XXX	XXX	XXX
4	Johnson, Tre'Vez	13/2	START	XXX	XXX	XXX	XXX	XXX	XXX	XXX	XXX	START	XXX	XXX	XXX
38	Kreh, Christopher	13/-	XXX	XXX	XXX	XXX	XXX	XXX	XXX	XXX	XXX	XXX	XXX	XXX	XXX
90	Landry, Josh	13/4	XXX	XXX	START	XXX	XXX	START	START	XXX	XXX	XXX	START	XXX	XXX
49	Le Blanc, Brett	13/-	XXX	XXX	XXX	XXX	XXX	XXX	XXX	XXX	XXX	XXX	XXX	XXX	XXX
16	Littlejohn, Brayshaw	4/-	XXX	XXX	XXX	XXX
0	Manning, Joshua	12/-	...	XXX	XXX	XXX	XXX	XXX	XXX	XXX	XXX	XXX	XXX	XXX	XXX
95	Marshall, Jalen	1/-	XXX	...
26	McNeil, Shamar	2/-	XXX	XXX
79	Membou, Armand	13/13	START	START	START	START	START	START	START	START	START	START	START	START	START
92	Mevis, Harrison	13/-	XXX	XXX	XXX	XXX	XXX	XXX	XXX	XXX	XXX	XXX	XXX	XXX	XXX
10	Miller, Mekhi	10/-	XXX	XXX	...	XXX	XXX	XXX	XXX	XXX	XXX	XXX	XXX
45	Moore III, Joe	12/-	XXX	XXX	XXX	XXX	XXX	XXX	XXX	XXX	XXX	...	XXX	XXX	XXX
82	Muckey, Logan	13/-	XXX	XXX	XXX	XXX	XXX	XXX	XXX	XXX	XXX	XXX	XXX	XXX	XXX
70	Ndoma-Ogar, EJ	5/-	...	XXX	XXX	XXX	XXX	XXX	...
14	Newsom, Triston	13/3	XXX	XXX	XXX	XXX	XXX	XXX	XXX	XXX	XXX	XXX	START	START	START
87	Norfleet, Brett	12/7	XXX	XXX	XXX	...	XXX	XXX	START	START	START	START	START	START	START
22	Norris, Will	13/-	XXX	XXX	XXX	XXX	XXX	XXX	XXX	XXX	XXX	XXX	XXX	XXX	XXX
12	Norwood, Drey	12/5	XXX	XXX	XXX	START	...	XXX	START	START	XXX	XXX	XXX	START	START
8	Peat, Nathaniel	12/-	XXX	XXX	XXX	XXX	XXX	XXX	XXX	...	XXX	XXX	XXX	XXX	XXX
62	Polgar, Bence	1/-	XXX	...
2	Rakestraw Jr., Ennis	9/8	START	START	START	...	START	START	...	XXX	START	START	START
20	Roberts, Jamal	2/-	XXX	XXX	...
6	Robinson, Darius	12/12	START	START	START	START	...	START	START	START	START	START	START	START	START
29	Roche, Phillip	11/-	XXX	...	XXX	...	XXX	XXX	XXX	XXX	XXX	XXX	XXX	XXX	XXX
79	Schrader, Cody	13/13	START	START	START	START	START	START	START	START	START	START	START	START	START
80	Stephens, Tyler	12/5	START	...	START	START	START	START	XXX	XXX	XXX	XXX	XXX	XXX	XXX
46	Straatmann, Ben	7/-	XXX	XXX	XXX	XXX	XXX	XXX	XXX
55	Tollison, Connor	13/13	START	START	START	START	START	START	START	START	START	START	START	START	START
15	Walker Jr., Johnny	13/12	START	START	START	START	START	START	START	START	START	XXX	START	START	START
75	Walters, Mitchell	13/-	XXX	XXX	XXX	XXX	XXX	XXX	XXX	XXX	XXX	XXX	XXX	XXX	XXX
25	Wayne, Ja'Marion	13/-	XXX	XXX	XXX	XXX	XXX	XXX	XXX	XXX	XXX	XXX	XXX	XXX	XXX
1	Wease Jr., Theo	13/13	START	START	START	START	START	START	START	START	START	START	START	START	START
88	Whisner,Max	1/-	XXX
5	Williams,Kristian	10/8	START	...	XXX	START	START	START	START	START	XXX	START	START
97	Williams,Riley	7/-	XXX	XXX	XXX	XXX	XXX	XXX	XXX
3	Williams,Sidney	13/-	XXX	XXX	XXX	XXX	XXX	XXX	XXX	XXX	XXX	XXX	XXX	XXX	XXX
10	Wilson,Dameon	6/-	...	XXX	XXX	XXX	...	XXX	XXX	XXX
73	Wilson, Tristan	1/-	XXX	...

SCORING DRIVES

SOUTH DAKOTA

SCORING PLAY	QTR	CLOCK	PLAYS	YDS	TIME
M. Miller 18-yard pass from Cook	1	07:47	6	52	2:29
Peat 1-yard rush	1	03:19	7	38	2:52
Schrader 2-yard rush	2	01:48	14	81	5:11
Cook 15-yard rush	2	00:33	6	83	0:52
Burden 15-yard pass from Horn	4	01:42	9	78	4:47

MIDDLE TENNESSEE

SCORING PLAY	QTR	CLOCK	PLAYS	YDS	TIME
Mevis 38-yard field goal	1	05:21	8	34	3:58
Cook 1-yard rush	2	00:24	16	71	7:45
Wease 5-yard pass from Cook	3	04:58	8	80	3:35
Peat 49-yard pass from Cook	4	14:53	7	82	2:39

KANSAS STATE

SCORING PLAY	QTR	CLOCK	PLAYS	YDS	TIME
Burden 47-yard pass from Cook	1	07:57	6	75	2:49
Mevis 30-yard field goal	1	03:58	7	35	3:04
Cook 1-yard rush	2	07:36	6	75	2:29
Mevis 25-yard field goal	4	14:48	6	68	1:51
Burden 26-yard pass from Cook	4	08:24	2	77	0:29
Mevis 61-yard field goal	4	00:00	10	38	1:25

MEMPHIS

SCORING PLAY	QTR	CLOCK	PLAYS	YDS	TIME
M. Johnson 76-yard pass from Cook	1	09:37	3	91	1:13
Peat 1-yard rush	2	06:27	9	75	5:14
Mevis 25-yard field goal	2	00:05	10	78	3:27
Wease 19-yard pass from Cook	3	09:19	3	76	1:17
Mevis 32-yard field goal	4	11:01	9	74	3:53
Schrader 37-yard rush	4	02:46	5	75	2:32

VANDERBILT

SCORING PLAY	QTR	CLOCK	PLAYS	YDS	TIME
Mevis 23-yard field goal	1	06:57	14	69	5:43
Schrader 1-yard rush	2	12:27	12	85	6:15
Wease 12-yard pass from Cook	2	00:55	7	59	2:27
Burden 18-yard pass from Cook	3	10:37	8	75	4:23
M. Johnson 44-yard pass from Cook	4	11:10	4	65	1:49
Burden 17-yard pass from Cook	4	04:23	3	19	1:19

LSU

SCORING PLAY	QTR	CLOCK	PLAYS	YDS	TIME
Wease 18-yard pass from Cook	1	09:50	9	87	3:45
Schrader 21-yard rush	1	01:03	6	75	2:30
Norfleet 9-yard pass from Cook	2	10:47	6	57	3:32
Mevis 50-yard field goal	2	00:00	9	42	1:59
Schrader 2-yard rush	3	02:22	6	75	3:38
Schrader 1-yard rush	4	05:40	5	70	2:14

KENTUCKY

SCORING PLAY	QTR	CLOCK	PLAYS	YDS	TIME
M. Johnson 39-yard pass from Bauer	2	11:38	6	64	3:12
Mevis 25-yard field goal	2	04:44	13	56	4:55
Wease 18-yard pass from Cook	2	00:15	8	61	1:25
Mevis 31-yard field goal	3	11:54	6	17	2:53
Cook 1-yard rush	4	14:14	9	70	4:16
Schrader 19-yard rush	4	11:07	3	34	0:57
Mevis 29-yard field goal	4	03:17	4	4	0:58

SOUTH CAROLINA

SCORING PLAY	QTR	CLOCK	PLAYS	YDS	TIME
Burden 42-yard pass from Cook	1	06:31	5	67	2:30
Schrader 10-yard rush	1	00:46	7	59	3:26
Cook 17-yard rush	2	08:21	10	87	4:02
Mevis 21-yard field goal	2	01:50	9	82	3:48
Mevis 53-yard field goal	4	13:42	10	26	4:35
Schrader 11-yard rush	4	02:46	9	67	3:34

GEORGIA

SCORING PLAY	QTR	CLOCK	PLAYS	YDS	TIME
Burden 39-yard pass from Cook	1	05:45	9	75	4:32
Mevis 37-yard field goal	2	04:14	11	61	5:35
Mevis 42-yard field goal	3	11:42	8	59	3:12
Schrader 12-yard rush	4	12:50	9	75	2:48

TENNESSEE

SCORING PLAY	QTR	CLOCK	PLAYS	YDS	TIME
Mevis 31-yard field goal	2	14:16	20	72	10:55
Schrader 7-yard run	2	10:33	5	75	1:52
Mevis 46-yard field goal	2	00:00	4	53	0:20
Cook 3-yard run	3	10:04	7	80	3:05
Mevis 23-yard field goal	3	02:38	9	59	5:04
Burden 21-yard pass from Cook	4	06:21	6	66	4:36
Carnell 38-yard interception return	4	05:50	-	-	0:31

FLORIDA

SCORING PLAY	QTR	CLOCK	PLAYS	YDS	TIME
Mevis 22-yard field goal	1	10:33	12	70	4:27
Schrader 42-yard rush	2	14:29	3	51	0:58
Mevis 38-yard field goal	2	01:21	7	41	2:42
Cook 1-yard rush	3	08:53	8	75	3:01
Mevis 24-yard field goal	3	03:53	7	68	3:23
Wease 77-yard pass from Cook	4	13:14	2	81	0:47
Mevis 30-yard field goal	4	00:05	12	62	1:31

ARKANSAS

SCORING PLAY	QTR	CLOCK	PLAYS	YDS	TIME
Schrader 2-yard run	1	09:12	7	54	3:29
Mevis 24-yard field goal	1	04:45	10	41	4:14
Cook 3-yard run	2	05:35	6	71	2:56
Mevis 22-yard field goal	2	00:49	7	69	3:26
Norfleet 16-yard pass from Cook	3	11:43	5	38	2:26
Norfleet 11-yard pass from Cook	3	11:32	1	11	0:06
Jernigan 10-yard fumble return	3	05:06	-	-	0:10
Peat 1-yard run	4	02:37	6	26	3:07

OHIO STATE

SCORING PLAY	QTR	CLOCK	PLAYS	YDS	TIME
Schrader 7-yard run	4	14:55	8	95	4:30
Burden 7-yard pass from Cook	4	05:12	13	91	6:10

GAME-BY-GAME CAPSULES



SOUTH DAKOTA

AUGUST 31, 2023
FAUROT FIELD

	1	2	3	4	F
South Dakota	0	3	0	7	— 10
Missouri	14	14	0	7	— 35

SCORING PLAYS

- 1st 07:47 MIZ M.Miller 18 yd pass from Cook (Mevis kick)**
6-52, 2:29, USD 0 - MIZ 7
- 03:19 MIZ Peat 1 yd rush (Mevis kick)**
7-38, 2:53, USD 0 - MIZ 14
- 2nd 07:06 USD Leyland 40 yd FG**
12-47, 6:45, USD 3 - MIZ 14
- 01:48 MIZ Schrader 2 yd rush (Mevis kick)**
14-81, 5:11, USD 3 - MIZ 21
- 00:33 MIZ Cook 15 yd rush (Mevis kick)**
6-83, 0:52, USD 3 - MIZ 28
- 4th 12:14 USD Mansaray 6 yd pass from Bouman (Martens kick)**
3-29, 1:08, USD 10 - MIZ 28
- 01:42 MIZ Burden 15 yd pass from Horn (Mevis kick)**
9-78, 4:47, USD 10 - MIZ 35

	USD	MIZ
1st Downs	14	22
3rd down efficiency.....	2-13	6-10
4th down efficiency.....	2-3	0-0
Total Yards	194	437
Passing	156	226
Comp-Att.....	15-25	20-26
Yards per pass.....	6.2	8.7
Interceptions thrown.....	0	1
Rushing	38	211
Rushing Attempts.....	35	40
Yards per rush.....	1.1	5.3
Penalties	6-57	7-56
Turnovers	0	1
Fumbles lost.....	0	0
Interceptions thrown.....	0	1
Possession	30:58	29:02

LEADERS

RUSHING: South Dakota — Theis, Travis 17-34; Mansaray, Mike 10-15; Thomas, Nate 2-7; Bouman,Aidan 6-(-10). Missouri — Schrader, Cody 18-138; Peat, Nathaniel 14-52; Cook, Brady 3-17; Cooper, Mookie 1-3; Burden, Luther 1-2; Horn,Sam 3-(-1).

PASSING: South Dakota — Bouman, Aidan 15-25-0-148, Missouri — Cook, Brady 17-21-0-172; Horn, Sam 3-5-1-54.

RECEIVING: South Dakota — Martens, Jack 8-81; Bell, Carter 4-39; Galbreath, JJ 1-12; Theis, Travis 1-10; Mansaray, Mike 1-6. Missouri — Burden, Luther 7-96; Wease, Theo 3-17; Schrader, Cody 3-13; Miller, Mekhi 2-49; Peat, Nathaniel 2-34; Stephens, Tyler 2-12; Cooper, Mookie 1-5.



MIDDLE TENNESSEE

SEPTEMBER 9, 2023
FAUROT FIELD

	1	2	3	4	F
Middle Tennessee	0	7	3	9	— 19
Missouri	3	7	6	7	— 23

SCORING PLAYS

- 1st 05:21 MIZ Mevis 38 yd field goal**
8-34 3:58, MTSU 0 - MIZ 3
- 2nd 08:14 MTSU Norris 3 yd pass from (Rankin kick)**
14-86 7:17, MTSU 7 - MIZ 3
- 00:24 MIZ Cook 1 yd run (Mevis kick)**
16-71 7:45, MTSU 7 - MIZ 10
- 3rd 08:39 MTSU Rankin 25 yd field goal**
14-68 6:21, MTSU 10 - MIZ 10
- 04:58 MIZ Wease 5 yd pass from Cook (Mevis, kick failed)**
8-80 3:35, MTSU 10 - MIZ 16
- 4th 14:53 MIZ Peat 49 yd pass from Cook (Mevis kick)**
7-82 2:39, MTSU 10 - MIZ 23
- 06:57 MTSU Olson 13 yd pass from (Rankin kick)**
11-84 3:30, MTSU 17 - MIZ 23
- 06:07 MTSU safety**
MTSU 19 - MIZ 23

	MTSU	MIZ
1st Downs	16	21
3rd down efficiency.....	9-18	7-13
4th down efficiency.....	2-3	0-0
Total Yards	285	316
Passing	214	204
Comp-Att.....	22-36	14-19
Yards per pass.....	5.9	10.7
Interceptions thrown.....	0	0
Rushing	71	112
Rushing Attempts.....	29	46
Yards per rush.....	2.4	2.4
Penalties	6-42	5-50
Turnovers	0	0
Fumbles lost.....	0	0
Interceptions thrown.....	0	0
Possession	28:00	32:00

LEADERS

RUSHING: Middle Tenn. — Peasant, Frank 13-35; Vattiato, Nichol 13-34; Credle, Jaiden 3-2. Missouri — Schrader, Cody 23-84; Peat, Nathaniel 8-51; Cook, Brady 12-(-5); TEAM 3-(-18).

PASSING: Middle Tenn. — Vattiato, Nichol 22-36-0-214, Missouri — Cook, Brady 14-19-0-204.

RECEIVING: Middle Tenn. — Metcalf, Elijah 5-70; Olson, Justin 4-51; Tate Jr., Jeremy 4-43; Norris, Kalani 2-9; Willis, Holden 2-9; Credle, Jaiden 1-17; Sherman, Javonte 1-16; Toney, A.J. 1-1; England-Chisolm 1-1; Peasant, Frank 1-(-3). Missouri — Burden, Luther 8-117; Wease, Theo 2-18; Miller, Mekhi 2-10; Peat, Nathaniel 1-49; Norfleet, Brett 1-10.



15 KANSAS STATE

SEPTEMBER 16, 2023
FAUROT FIELD

	1	2	3	4	F
15 Kansas State	7	7	10	3	— 27
Missouri	10	7	0	13	— 30

SCORING PLAYS

- 1st 10:46 KSU Brooks 10 yd pass from Howard (Tennant kick)**
11-75, 4:14, KSU 7 - MIZ 0
- 07:57 MIZ Burden 47 yd pass from Cook (Mevis kick)**
6-75, 2:49, KSU 7 - MIZ 7
- 03:58 MIZ Mevis 30 yd FG**
7-35, 3:04, KSU 7 - MIZ 10
- 2nd 08:39 KSU Sinnott 3 yd pass from Howard (Tennant kick)**
10-64, 4:46, KSU 14 - MIZ 10
- 07:36 MIZ Cook 1 yd rush (Mevis kick)**
6-75, 2:29, KSU 14 - MIZ 17
- 3rd 10:07 KSU Tennant 46 yd FG**
6-16, 2:37, KSU 17 - MIZ 17
- 01:39 KSU Sinnott 3 yd pass from Howard (Tennant kick)**
12-74, 5:52, KSU 24 - MIZ 17
- 4th 14:48 MIZ Mevis 25 yd FG**
6-68, 1:51, KSU 24 - MIZ 20
- 08:24 MIZ Burden 26 yd pass from Cook (Mevis kick)**
2-77, 0:29, KSU 24 - MIZ 27
- 05:25 KSU Tennant 26 yd FG**
8-67, 2:59, KSU 27 - MIZ 27
- 00:00 MIZ Mevis 61 yd FG**
10-38, 1:25, KSU 27 - MIZ 30

	KSU	MIZ
1st Downs	19	20
3rd down efficiency.....	8-17	3-13
4th down efficiency.....	0-0	1-1
Total Yards	408	430
Passing.....	270	356
Comp-Att.....	25-39	23-36
Yards per pass.....	6.9	9.9
Interceptions thrown.....	1	0
Rushing	138	74
Rushing Attempts.....	35	28
Yards per rush.....	3.9	2.6
Penalties	7-65	6-40
Turnovers	1	0
Fumbles lost.....	0	0
Interceptions thrown.....	1	0
Possession	34:00	26:00


LEADERS

RUSHING: Kansas St. — Ward, Treshaun 10-54; Giddens, DJ 9-36; Johnson, Avery 4-24; Howard, Will 10-21; Johnson, Keagan 1-4; TEAM 1-(-1). Missouri — Schrader, Cody 10-58; Peat, Nathaniel 7-18; Cook, Brady 10-2; TEAM 1-(-4).

PASSING: Kansas State — Howard, Will 25-39-1-270, Missouri — Cook, Brady 23-35-0-356; TEAM 0-1-0-0.

RECEIVING: Kansas State — Sinnott, Ben 5-78; Ward, Treshaun 5-61; Brooks, Phillip 5-50; Jackson, Jadon 4-47; Giddens, DJ 3-14; Garcia II, RJ 2-18; Johnson, Keagan 1-2. Missouri — Burden, Luther 7-114; Wease, Theo 6-72; Cooper, Mookie 4-79; Norfleet, Brett 2-40; Johnson, Marquis 1-42; Schrader, Cody 1-6; Stephens, Tyler 1-5; Peat, Nathaniel 1-(-2).

GAME-BY-GAME CAPSULES



MEMPHIS
SEPTEMBER 23, 2023
 THE DOME AT AMERICA'S CENTER

	1	2	3	4	F
Memphis	10	0	7	10	— 27
Missouri	7	10	7	10	— 34

SCORING PLAYS

- 1st 09:37 MIZ M. Johnson 76 yd pass from Cook (Mevis kick)**
3-91, 1:13, MEM 0 - MIZ 7
- 04:18 MEM Gillis 43 yd FG**
12-50, 5:19, MEM 3 - MIZ 7
- 02:15 MEM Scates 3 yd pass from Henigan (Gillis kick)**
4-10, 1:06, MEM 10 - MIZ 7
- 2nd 06:27 MIZ Peat 1 yd rush (Mevis kick)**
9-75, 5:14, MEM 10 - MIZ 14
- 00:05 MIZ Mevis 25 yd FG**
10-78, 3:27, MEM 10 - MIZ 17
- 3rd 09:19 MIZ Wease 19 yd pass from Cook (Mevis kick)**
3-76, 1:17, MEM 10 - MIZ 24
- 04:07 MEM Watson 13 yd pass from Henigan (Gillis kick)**
6-69, 2:47, MEM 17 - MIZ 24
- 4th 11:01 MIZ Mevis 32 yd FG**
9-74, 3:53, MEM 17 - MIZ 27
- 05:18 MEM Gillis 22 yd FG**
12-72, 5:43, MEM 20 - MIZ 27
- 02:46 MIZ Schrader 37 yd rush (Mevis kick)**
5-75, 2:32, MEM 20 - MIZ 34
- 01:21 MEM Drake 21 yd pass from Henigan (Gillis kick)**
8-75, 1:25, MEM 27 - MIZ 34


	MEM	MIZ
1st Downs	21	22
3rd down efficiency.....	7-18	0-8
4th down efficiency.....	3-4	1-2
Total Yards	399	542
Passing.....	316	341
Comp-Att.....	31-47	18-25
Yards per pass.....	6.7	13.6
Interceptions thrown.....	2	0
Rushing	83	201
Rushing Attempts.....	29	36
Yards per rush.....	2.9	5.6
Penalties	5-39	7-41
Turnovers	2	1
Fumbles lost.....	0	1
Interceptions thrown.....	2	0
Possession	32:40	27:20

LEADERS

RUSHING: Memphis — Watson, Blake 18-47; Henigan, Seth 9-21; Smith, Sutton 2-15. Missouri — Schrader, Cody 14-123; Peat, Nathaniel 15-65; Cook, Brady 4-17; Johnson, Marquis 1-3.

PASSING: Memphis — Henigan, Seth 31-47-2-316. Missouri — Cook, Brady 18-25-0-341.

RECEIVING: Memphis — Watson, Blake 9-83; Taylor, Roc 7-143; Blankumsee, DeMe 7-36; Dove, Tauskie 2-19; Scates, Joe 2-6; Drake, Koby 1-21; Smith, Sutton 1-5; Ducker, Jay 1-5; Landphere, Antho 1-(-2). Missouri — Burden, Luther 10-177; Cooper, Mookie 3-53; Wease, Theo 3-29; Johnson, Marquis 1-76; Miller, Mekhi 1-6.



VANDERBILT
SEPTEMBER 30, 2023
 FIRSTBANK STADIUM

	1	2	3	4	F
23 Missouri	3	14	7	14	— 38
Vanderbilt	7	0	0	14	— 21

SCORING PLAYS

- 1st 06:57 MIZ Mevis 23 yd FG**
14-69, 5:43, VU 0 - MIZ 3
- 03:46 VU Seals 6 yd rush (Borcila kick)**
8-76, 3:05, VU 7 - MIZ 3
- 2nd 12:27 MIZ Schrader 1 yd rush (Mevis kick)**
12-85, 6:15, VU 7 - MIZ 10
- 00:55 MIZ Wease 12 yd pass from Cook (Mevis kick)**
7-59, 2:27, VU 7 - MIZ 17
- 3rd 10:37 MIZ Burden 18 yd pass from Cook (Mevis kick)**
8-75, 4:23, VU 7 - MIZ 24
- 4th 12:59 VU Sheppard 31 yd pass from Seals (Borcila kick)**
2-60, 0:33, VU 14 - MIZ 24
- 11:10 MIZ M. Johnson 44 yd pass from Cook (Mevis kick)**
4-65, 1:49, VU 14 - MIZ 31
- 9:36 MIZ Sherrill 45 yd pass from Seals (Borcila kick)**
3-75, 1:34, VU 21 - MIZ 31
- 4:23 MIZ Burden 17 yd pass from Cook (Mevis kick)**
3-19, 1:19, VU 21 - MIZ 38


	MIZ	VU*
1st Downs	28	15
3rd down efficiency.....	6-12	2-10
4th down efficiency.....	0-1	1-2
Total Yards	532	300
Passing.....	395	259
Comp-Att.....	33-41	20-31
Yards per pass.....	9.6	8.4
Interceptions thrown.....	0	1
Rushing	137	41
Rushing Attempts.....	34	20
Yards per rush.....	4.0	2.0
Penalties	9-75	4-25
Turnovers	1	1
Fumbles lost.....	1	0
Interceptions thrown.....	0	1
Possession	35:58	24:02

LEADERS

RUSHING: Missouri — Peat, Nathaniel 12-71; Schrader, Cody 16-60; Cook, Brady 6-6. Vanderbilt — McGowan, Jayden 3-24; Alexander, Sedri 5-12; Gillespie, Chase 1-4; Smith, Patrick 5-2; Taylor, Walter 1-0; Seals, Ken 5-(-1).

PASSING: Missouri — Cook, Brady 33-41-0-395. Vanderbilt — Seals, Ken 20-31-1-259.

RECEIVING: Missouri — Burden, Luther 11-140; Wease, Theo 10-118; Cooper, Mookie 5-56; Johnson, Marquis 3-64; Stephens, Tyler 1-12; Norfleet, Brett 1-5; Schrader, Cody 1-5; Peat, Nathaniel 1-minus 5. Vanderbilt — Alexander, Sedri 7-65; Sheppard, Will 5-98; Sherrill, Junior 3-43; Skinner Jr., Qui 2-37; Hoskins, Richie 1-8; McGowan, Jayden 1-7; Smith, Patrick 1-1.



23 LSU
OCTOBER 7, 2023
 FAUROT FIELD

	1	2	3	4	F
23 LSU	7	10	10	22	— 49
21 Missouri	15	10	7	7	— 39

SCORING PLAYS

- 1st 09:50 MIZ Wease 18 yd pass from Cook (Cook rush)**
9-87 3:45, LSU 0 - MIZ 8
- 03:33 LSU Diggs 1 yd run (Ramos kick)**
11-75 6:17, LSU 7 - MIZ 8
- 01:03 MIZ Schrader 21 yd run (Mevis kick)**
6-75 2:30, LSU 7 - MIZ 15
- 2nd 10:47 MIZ Norfleet 9 yd pass from Cook (Mevis kick)**
6-57 3:32, LSU 7 - MIZ 22
- 05:43 LSU Ramos 48 yd field goal**
11-44 5:04, LSU 10 - MIZ 22
- 01:59 LSU Taylor 3 yd pass from Daniels (Ramos kick)**
6-45 3:09, LSU 17 - MIZ 22
- 00:00 MIZ Mevis 50 yd field goal**
9-42 1:59, LSU 17 - MIZ 25
- 3rd 08:12 LSU Ramos 29 yd field goal**
8-61 3:15, LSU 20 - MIZ 25
- 06:00 LSU Thomas 42 yd pass from Daniels (Ramos kick)**
2-45 0:46, LSU 27 - MIZ 25
- 02:22 MIZ Schrader 2 yd run (Mevis kick)**
6-75 3:38, LSU 27 - MIZ 32
- 4th 07:54 LSU Daniels 35 yd run (Nabers pass from Daniels)**
7-92 3:29, LSU 35 - MIZ 32
- 05:40 MIZ Schrader 1 yd run (Mevis kick)**
5-70 2:14, LSU 35 - MIZ 39
- 02:58 LSU Nabers 29 yd pass from Daniels (Ramos kick)**
5-75 2:42, LSU 42 - MIZ 39
- 00:34 LSU Burns 17 yd interception return (Ramos kick)**
LSU 49 - MIZ 39

	LSU	MIZ
1st Downs	25	23
3rd down efficiency.....	6-12	4-11
4th down efficiency.....	0-0	1-2
Total Yards	533	527
Passing.....	259	411
Comp-Att.....	15-23	30-47
Yards per pass.....	11.3	8.7
Interceptions thrown.....	0	2
Rushing	274	116
Rushing Attempts.....	43	21
Yards per rush.....	6.4	5.5
Penalties	11-83	11-63
Turnovers	0	2
Fumbles lost.....	0	0
Interceptions thrown.....	0	2
Possession	32:26	27:34

LEADERS

RUSHING: LSU — Diggs, Logan 24-134; Daniels, Jayden 15-130; Williams, Josh 2-10; Nabers, Malik 1-1; TEAM 1-(-1). Missouri — Schrader, Cody 13-114; Peat, Nathaniel 2-9; Burden, Luther 1-0; Cook, Brady 5-(-7).

PASSING: LSU — Daniels, Jayden 15-21-0-259; Nussmeier, Garrett 0-2-0-0. Missouri — Cook, Brady 30-47-2-411.

RECEIVING: LSU — Nabers, Malik 6-146; Thomas Jr., Brian 4-66; Taylor, Mason 4-27; Lacy, Kyren 1-20. Missouri — Burden, Luther 11-149; Cooper, Mookie 7-80; Wease, Theo 4-64; Johnson, Marquis 2-42; Blood, Daniel 2-36; Schrader, Cody 2-11; Stephens, Tyler 1-20; Norfleet, Brett 1-9.

GAME-BY-GAME CAPSULES



24 KENTUCKY

OCTOBER 14, 2023
KROGER FIELD

	1	2	3	4	F
25 Missouri	0	17	3	18	— 38
23 Kentucky	14	0	7	0	— 21

SCORING PLAYS

- 1st 08:32 UK Davis 7 yd pass from Leary (Raynor kick)**
9-65 4:46, MIZ 0 - UK 7
- 02:09 UK Leary 13 yd run (Raynor kick)**
9-63 4:58, MIZ 0 - UK 14
- 2nd 11:38 MIZ Johnson, Mq. 39 yd pass from Bauer (Mevis kick)**
6-64 3:12, MIZ 7 - UK 14
- 04:44 MIZ Mevis 25 yd field goal**
13-56 4:55, MIZ 10 - UK 14
- 00:15 MIZ Wease 18 yd pass from Cook (Mevis kick)**
8-61 1:25, MIZ 17 - UK 14
- 3rd 11:54 MIZ Mevis 31 yd field goal**
6-17 2:53, MIZ 20 - UK 14
- 03:39 UK Brown-Stephens, 4 yd pass from Leary (Raynor kick)**
7-71 3:31, MIZ 20 - UK 21
- 4th 14:14 MIZ Cook 1 yd run (Schrader rush)**
9-70 4:16, MIZ 28 - UK 21
- 11:07 MIZ Schrader 19 yd run (Mevis kick)**
3-34 0:57, MIZ 35 - UK 21
- 03:17 MIZ Mevis 29 yd field goal**
4-4 0:58, MIZ 38 - UK 21

	MIZ	UK
1st Downs	20	19
3rd down efficiency	6-14	5-13
4th down efficiency	1-1	0-1
Total Yards	332	299
Passing	214	120
Comp-Att	20-30	14-27
Yards per pass	7.1	4.4
Interceptions thrown	1	2
Rushing	118	179
Rushing Attempts	38	31
Yards per rush	3.1	5.8
Penalties	6-65	14-122
Turnovers	1	3
Fumbles lost	0	1
Interceptions thrown	1	2
Possession	31:07	28:53

LEADERS

RUSHING: Missouri — Schrader, Cody 20-71; Cook, Brady 10-40; Peat, Nathaniel 4-8; Burden, Luther 1-6; TEAM 3-minus 7. Kentucky — Davis, Ray 20-128; Sumo-Karngbaye, 1-28; Brown, Barion 1-17; Leary, Devin 7-13; Cummings, Izayah 1-5.

PASSING: Missouri — Cook, Brady 19-29-1-175; Bauer, Luke 1-1-0-39. Kentucky — Leary, Devin 14-27-2-120.

RECEIVING: Missouri — Wease, Theo 6-66; Norfleet, Brett 4-40; Schrader, Cody 3-15; Johnson, Marquis 2-44; Cooper, Mookie 2-29; Burden, Luther 2-15; Peat, Nathaniel 1-5. Kentucky — Brown, Barion 3-18; Sumo-Karngbaye, 3-13; Dingle, Jordan 2-32; Robinson, Tayvio 2-21; Davis, Ray 2-11; Key, Dane 1-21; Brown-Stephens, 1-4.



SOUTH CAROLINA

OCTOBER 21, 2023
FAUROT FIELD

	1	2	3	4	F
South Carolina	0	3	6	3	— 12
16 Missouri	14	10	0	10	— 34

SCORING PLAYS

- 1st 06:31 MIZ Burden 42 yd pass from Cook (Mevis kick)**
5-67 2:30, USC 0 - MIZ 7
- 00:46 MIZ Schrader 10 yd run (Mevis kick)**
7-59 3:26, USC 0 - MIZ 14
- 2nd 08:21 MIZ Cook 17 yd run (Mevis kick)**
10-87 4:02, USC 0 - MIZ 21
- 01:50 MIZ Mevis 21 yd field goal**
9-82 3:48, USC 0 - MIZ 24
- 00:31 USC Jeter 51 yd field goal**
10-42 1:19, USC 3 - MIZ 24
- 3rd 10:37 USC Jeter 41 yd field goal**
10-54 4:16, USC 6 - MIZ 24
- 07:07 USC Jeter 38 yd field goal**
5-14 1:44, USC 9 - MIZ 24
- 4th 13:42 MIZ Mevis 53 yd field goal**
10-26 4:35, USC 9 - MIZ 27
- 10:31 USC Jeter 21 yd field goal**
9-72 3:11, USC 12 - MIZ 27
- 02:46 MIZ Schrader 11 yd run (Mevis kick)**
9-67 3:34, USC 12 - MIZ 34

	USC	MIZ
1st Downs	20	22
3rd down efficiency	3-14	7-13
4th down efficiency	0-1	0-1
Total Yards	286	418
Passing	217	205
Comp-Att	23-40	15-25
Yards per pass	5.4	8.2
Interceptions thrown	1	0
Rushing	69	213
Rushing Attempts	29	40
Yards per rush	2.4	5.3
Penalties	6-35	6-55
Turnovers	1	0
Fumbles lost	0	0
Interceptions thrown	1	0
Possession	31:08	28:52

LEADERS

RUSHING: South Carolina — Anderson, Mario 12-68; Harbor, Nyck 1-9; McDowell, Juju 2-6; Joyner, Dakereon 1-1; Rattler, Spencer 13-(-15). Missouri — Schrader, Cody 26-159; Cook, Brady 9-64; Burden, Luther 2-3; TEAM 2-(-2); Bauer, Luke 1-(-11).

PASSING: South Carolina — Rattler, Spencer 23-40-1-217. Missouri — Cook, Brady 15-25-0-205.

RECEIVING: South Carolina — Knox, Trey 5-32; Blake, O'Mega 3-44; Joyner, Dakereon 3-22; Brown, Ahmarean 3-21; Anderson, Mario 3-6; Harbor, Nyck 2-50; McDowell, Juju 2-9; Legette, Xavier 1-20; Simon, Joshua 1-13. Missouri — Cooper, Mookie 6-57; Burden, Luther 5-97; Wease, Theo 2-40; Schrader, Cody 2-11.



1 GEORGIA

NOVEMBER 4, 2023
SANFORD STADIUM

	1	2	3	4	F
14 Missouri	7	3	3	8	— 21
1 Georgia	3	7	14	6	— 30

SCORING PLAYS

- 1st 10:17 UGA Woodring 33 yd field goal**
12-84 4:40, MIZ 0 - UGA 3
- 05:45 MIZ Burden 39 yd pass from Cook (Mevis kick)**
9-75 4:32, MIZ 7 - UGA 3
- 2nd 13:38 UGA Lovett 6 yd pass from Beck (Woodring kick)**
12-70 7:07, MIZ 7 - UGA 10
- 04:14 MIZ Mevis 37 yd field goal**
11-61 5:35, MIZ 10 - UGA 10
- 3rd 11:42 MIZ Mevis 42 yd field goal**
8-59 3:12, MIZ 13 - UGA 10
- 08:10 UGA Milton 15 yd run (Woodring kick)**
6-85 3:26, MIZ 13 - UGA 17
- 00:38 UGA Delp 5 yd pass from Beck (Woodring kick)**
10-67 5:23, MIZ 13 - UGA 24
- 4th 12:50 MIZ Schrader 12 yd run (Burden pass from Cook)**
9-75 2:48, MIZ 21 - UGA 24
- 08:59 UGA Woodring 30 yd field goal**
8-53 3:44, MIZ 21 - UGA 27
- 03:57 UGA Woodring 48 yd field goal**
7-40 3:49, MIZ 21 - UGA 30

	MIZ	UGA
1st Downs	21	21
3rd down efficiency	5-13	6-13
4th down efficiency	1-1	1-1
Total Yards	363	385
Passing	212	254
Comp-Att	14-30	21-32
Yards per pass	7.1	7.9
Interceptions thrown	2	0
Rushing	151	131
Rushing Attempts	34	33
Yards per rush	4.4	4.0
Penalties	8-49	5-55
Turnovers	2	0
Fumbles lost	0	0
Interceptions thrown	2	0
Possession	25:42	34:18

LEADERS

RUSHING: Missouri — Schrader, Cody 22-112; Cook, Brady 10-39; Peat, Nathaniel 2-0. Georgia — Edwards, Daijun 16-77; Milton, Kendall 9-44; Beck, Carson 6-9; Vandagriff, Brock 1-1; TEAM 1-0.

PASSING: Missouri — Cook, Brady 14-30-2-212. Georgia — Beck, Carson 21-32-0-254.

RECEIVING: Missouri — Wease, Theo 5-90; Burden, Luther 3-53; Schrader, Cody 3-14; Cooper, Mookie 2-32; Miller, Mekhi 1-23. Georgia — McConkey, Ladd 7-95; Lovett, Dominic 4-33; Thomas, Rara 3-36; Delp, Oscar 3-33; Edwards, Daijun 2-28; Rosemy-Jacksain 1-18; Mews, Mekhi 1-11.

GAME-BY-GAME CAPSULES



13 TENNESSEE

NOVEMBER 11, 2023

FAUROT FIELD/MEMORIAL STADIUM



FLORIDA

NOVEMBER 18, 2023

FAUROT FIELD/MEMORIAL STADIUM



ARKANSAS

NOVEMBER 24, 2023

RAZORBACK STADIUM

	1	2	3	4	F
13 Tennessee	0	7	0	0	7
14 Missouri	0	13	9	14	36

SCORING PLAYS

- 2nd 14:16 MIZ Mevis 31 yd field goal**
20-72 10:55, TEN 0 - MIZ 3
- 12:25 TEN Thornton 46 yd pass from Milton (Campbell kick)**
6-75 1:51, TEN 7 - MIZ 3
- 10:33 MIZ Schrader 7 yd run (Mevis kick)**
5-75 1:52, TEN 7 - MIZ 10
- 00:00 MIZ Mevis 46 yd field goal**
4-53 0:20, TEN 7 - MIZ 13
- 3rd 10:04 MIZ Cook 3 yd run (Miller pass failed)**
7-80 3:05, TEN 7 - MIZ 19
- 02:38 MIZ Mevis 23 yd field goal**
9-59 5:04, TEN 7 - MIZ 22
- 4th 06:21 MIZ Burden 21 yd pass from Cook (Mevis kick)**
6-66 4:36, TEN 7 - MIZ 29
- 05:50 MIZ Carnell 38 yd interception return (Mevis kick)**
TEN 7 - MIZ 36

	TEN	MIZ
1st Downs	15	26
3rd down efficiency.....	5-13	11-17
4th down efficiency.....	0-0	0-0
Total Yards	350	530
Passing	267	275
Comp-Att.....	22-34	18-24
Yards per pass.....	7.9	11.5
Interceptions thrown.....	1	1
Rushing	83	255
Rushing Attempts.....	23	51
Yards per rush.....	3.6	5.0
Penalties	9-95	7-50
Turnovers	3	1
Fumbles lost.....	2	0
Interceptions thrown.....	1	1
Possession	20:04	39:56

LEADERS

RUSHING: Tennessee — Milton III, Joe 10-36; Wright, Jaylen 7-22; Sampson, Dylan 3-20; Small, Jabari 3-5. Missouri — Schrader, Cody 35-205; Cook, Brady 12-55; Burden, Luther 1-0; TEAM 1-(-1); Peat, Nathaniel 2-(-4).

PASSING: Tennessee — Milton III, Joe 22-34-1-267. Missouri — Cook, Brady 18-24-1-275.

RECEIVING: Tennessee — Keyton, Ramel 4-57; White, Squirrel 4-53; Webb, Kaleb 4-38; Wright, Jaylen 2-21; Nimrod, Chas 2-17; Warren, Jacob 2-17; Sampson, Dylan 2-13; Thornton Jr., Do 1-46; Castles, McCalla 1-5. Missouri — Schrader, Cody 5-116; Burden, Luther 4-26; Johnson, Marquis 2-56; Miller, Mekhi 2-35; Wease, Theo 2-17; Norfleet, Brett 2-16; Cooper, Mookie 1-9.

	1	2	3	4	F
Florida	7	0	14	10	31
9 Missouri	3	10	10	10	33

SCORING PLAYS

- 1st 10:33 MIZ Mevis 22 yd field goal**
12-70 4:27, UF 0 - MIZ 3
- 07:49 UF Wilson 8 yd pass from Mertz (Smack kick)**
5-80 2:39, UF 7 - MIZ 3
- 2nd 14:29 MIZ Schrader 42 yd run (Mevis kick)**
3-51 0:58, UF 7 - MIZ 10
- 01:21 MIZ Mevis 38 yd field goal**
7-41 2:42, UF 7 - MIZ 13
- 3rd 11:54 UF Etienne 37 yd pass from Mertz (Smack kick)**
4-75 3:06, UF 14 - MIZ 13
- 08:53 MIZ Cook 1 yd run (Mevis kick)**
8-75 3:01, UF 14 - MIZ 20
- 07:16 UF Pearsall 39 yd run (Smack kick)**
3-82 1:30, UF 21 - MIZ 20
- 03:53 MIZ Mevis 24 yd field goal**
7-68 3:23, UF 21 - MIZ 23
- 4th 13:14 MIZ Wease 77 yd pass from Cook (Mevis kick)**
2-81 0:47, UF 21 - MIZ 30
- 07:49 UF Etienne 9 yd run (Smack kick)**
10-75 5:25, UF 28 - MIZ 30
- 01:36 UF Smack 35 yd field goal**
8-45 3:08, UF 31 - MIZ 30
- 00:05 MIZ Mevis 30 yd field goal**
12-62 1:31, UF 31 - MIZ 33

	UF	MIZ
1st Downs	23	21
3rd down efficiency.....	5-11	9-17
4th down efficiency.....	1-1	1-1
Total Yards	500	508
Passing	239	331
Comp-Att.....	18-26	20-36
Yards per pass.....	9.2	9.2
Interceptions thrown.....	1	0
Rushing	261	177
Rushing Attempts.....	40	32
Yards per rush.....	6.5	5.5
Penalties	8-43	8-65
Turnovers	2	0
Fumbles lost.....	1	0
Interceptions thrown.....	1	0
Possession	33:08	26:52

LEADERS

RUSHING: Florida — Johnson Jr., Mon 12-85; Etienne, Trevor 15-82; Brown, Max 7-42; Pearsall, Ricky 1-39; Mertz, Graham 5-13. Missouri — Schrader, Cody 23-148; Peat, Nathaniel 2-18; Cook, Brady 7-11.

PASSING: Florida — Mertz, Graham 14-21-1-183; Brown, Max 4-5-0-56. Missouri — Cook, Brady 20-34-0-331; TEAM 0-1-0-0.

RECEIVING: Florida — Wilson III, Euge 7-23; Jackson, Kahleil 4-56; Pearsall, Ricky 2-68; Hansen, Hayden 2-43; Etienne, Trevor 2-37; Johnson Jr., Mon 1-12. Missouri — Burden, Luther 9-158; Norfleet, Brett 3-43; Cooper, Mookie 3-29; Miller, Mekhi 2-24; Schrader, Cody 2-0; Wease, Theo 1-77.

	1	2	3	4	F
9 Missouri	10	10	21	7	48
Arkansas	0	0	0	14	14

SCORING PLAYS

- 1st 09:12 MIZ Schrader 2 yd run (Mevis kick)**
7-54 3:29, MIZ 7 - ARK 0
- 04:45 MIZ Mevis 24 yd field goal**
10-41 4:14, MIZ 10 - ARK 0
- 2nd 05:35 MIZ Cook 3 yd run (Mevis kick)**
6-71 2:58, MIZ 17 - ARK 0
- 00:49 MIZ Mevis 22 yd field goal**
7-69 3:26, MIZ 20 - ARK 0
- 3rd 11:43 MIZ Norfleet 16 yd pass from Cook (Mevis kick)**
5-38 2:31, MIZ 27 - ARK 0
- 11:32 MIZ Norfleet 11 yd pass from Cook (Mevis kick)**
1-11 0:06, MIZ 34 - ARK 0
- 05:06 MIZ Jernigan 10 yd fumble recovery (Mevis kick)**
MIZ 41 - ARK 0
- 4th 11:35 ARK Armstrong 8 yd pass from Criswell (Little kick)**
15-75 8:31, MIZ 41 - ARK 7
- 05:48 ARK Augustave 6 yd run (Little kick)**
8-70 4:18, MIZ 41 - ARK 14
- 02:37 MIZ Peat 1 yd run (Mevis kick)**
6-26 3:07, MIZ 48 - ARK 14

	MIZ	ARK
1st Downs	17	13
3rd down efficiency.....	4-13	6-15
4th down efficiency.....	2-2	1-1
Total Yards	370	225
Passing	112	98
Comp-Att.....	12-21	14-22
Yards per pass.....	5.3	4.5
Interceptions thrown.....	0	0
Rushing	258	127
Rushing Attempts.....	43	41
Yards per rush.....	6.0	3.1
Penalties	7-65	7-58
Turnovers	0	5
Fumbles lost.....	0	5
Interceptions thrown.....	0	0
Possession	31:20	28:40

LEADERS

RUSHING: Missouri — Schrader, Cody 27-217; Peat, Nathaniel 8-29; Cook, Brady 6-14; TEAM 1-(-1); Roberts, Jamal 1-(-1). Arkansas — Augustave, Isaia 15-80; Johnson, Dominiq 5-55; Jefferson, KJ 2-15; Green, AJ 4-0; Criswell, Jacobl 15-(-23).

PASSING: Missouri — Cook, Brady 12-20-0-112; Horn, Sam 0-1-0-0. Arkansas — Criswell, Jacobl 12-20-0-96; Jefferson, KJ 2-2-0-2.

RECEIVING: Missouri — Burden, Luther 6-55; Norfleet, Brett 3-32; Wease, Theo 1-15; Johnson, Marquis 1-9; Miller, Mekhi 1-1. Arkansas — Armstrong, Andre 4-40; Augustave, Isaia 3-7; TeSlaa, Isaac 2-34; Bax, Nathan 2-5; Green, AJ 1-11; Sategna, Isaiah 1-2; Gumms, Var Keyes 1-(-1).

GAME-BY-GAME CAPSULES



7 OHIO STATE

DECEMBER 29, 2023

AT&T STADIUM - COTTON BOWL

	1	2	3	4	F
9 Missouri	0	0	0	14	— 14
7 Ohio State	3	0	0	0	— 3

SCORING PLAYS

- 1st 03:12 OSU Fielding 44 yd field goal**
5-27 2:35, OSU 3 - MIZ 0
- 4th 14:55 MIZ Schrader 7 yd run (Mevis kick)**
8-95 4:30, MIZ 7 - OSU 3
- 05:12 MIZ Burden 7 yd pass from Cook (Mevis kick)**
13-91 6:10, MIZ 14 - OSU 3

	MIZ	OSU
1st Downs	19	12
3rd down efficiency.....	4-16	2-15
4th down efficiency.....	3-3	1-1
Total Yards	331	203
Passing	128	106
Comp-Att.....	11-18	10-24
Yards per pass.....	7.1	4.4
Interceptions thrown.....	0	0
Rushing	203	97
Rushing Attempts.....	53	33
Yards per rush.....	3.8	2.9
Penalties	7-40	8-57
Turnovers	0	1
Fumbles lost.....	0	1
Interceptions thrown.....	0	0
Possession	33:53	26:07

LEADERS

RUSHING: Missouri — Schrader, Cody 29-128; Cook, Brady 19-66; Burden, Luther 1-20; TEAM 4-(-11). Ohio State — Henderson, TreVeyon 19-72; Johnson, Xavier 5-35; Kienholz, Lincoln 6-2; Brown, Devin 3-(-12).

PASSING: Missouri — Cook, Brady 11-18-0-128. Ohio State — Kienholz, Lincoln 6-17-0-86; Brown, Devin 4-6-0-20; Egbuka, Emeka 0-1-0-0.

RECEIVING: Missouri — Wease, Theo 4-43; Burden, Luther 3-15; Cooper, Mookie 2-18; Johnson, Marquis 1-50; Norfleet, Brett 1-2. Ohio State — Egbuka, Emeka 6-63; Johnson, Xavier 2-31; Scott, Jr., Gee 1-8; Tate, Carnell 1-4.



MIZZOU
RECORD BOOK

YEAR-BY-YEAR RECORD

YEAR	COACH	OVERALL			CONFERENCE				PF	PA	CAPTAIN[S]
		W	L	T	W	L	T	FINISH			
1890	A.L. McRae (1)	2	1	0	-	-	-	-	112	34	William R. Litterill
1891	Hal Reed (2)	3	1	0	-	-	-	-	108	28	Curtis Hill
1892	E.H. Jones (3)	1	2	0	-	-	-	-	28	18	D. Lee Shawhan
1893	H.L. Robinson (4)	4	3	0	-	-	-	-	148	126	Charles E. Young
1894	H.L. Robinson	4	3	0	-	-	-	-	134	108	Charles E. Young
1895	C.D. "Pop" Bliss (5)	7	1	0	-	-	-	-	156	42	Charles E. Young
1896	Frank Patterson (6)	7	5	0	-	-	-	-	240	78	Thomas R. Shawhan
1897	Charles Young (7)	5	6	0	-	-	-	-	112	143	Adam Hill
1898	David L. Fultz (8)	1	4	1	-	-	-	-	33	98	Thomas P. Howard
1899	David L. Fultz	9	2	0	-	-	-	-	242	56	John Kramer
1900	Fred Murphy (9)	4	4	1	-	-	-	-	72	81	Carl Kruse
1901	Fred Murphy	2	6	1	-	-	-	-	30	155	Charles Washer
1902	Pat O'Dea (10)	5	3	0	-	-	-	-	99	80	Thomas M. Ellis
1903	John F. McLean (11)	1	7	1	-	-	-	-	46	83	Abner Birney
1904	John F. McLean	3	6	0	-	-	-	-	71	130	Homer J. Haggard
1905	John F. McLean	5	4	0	-	-	-	-	94	79	Harvey W. Anderson
1906	W.J. Monilaw (12)	5	2	1	-	-	-	-	116	44	B.W. Tilman
1907	W.J. Monilaw	7	2	0	1	2	0	4th	278	41	Edwin L. Miller
1908	W.J. Monilaw	6	2	0	3	2	0	4th	196	45	Edwin L. Miller
1909	William W. Roper (13)	7	0	1	4	0	1	1st	86	36	Carl L. Ristine
1910	W. Hollenbeck (14)	4	2	2	2	1	1	3rd	77	17	Franklin Thatcher
1911	Chester L. Brewer (15)	2	4	2	0	2	2	5th	61	67	Glen B. Shuck
1912	Chester L. Brewer	5	3	0	2	3	0	4th	135	69	Clarence P. Lemire
1913	Chester L. Brewer	7	1	0	4	0	0	1st	193	67	Charles R. Wilson
1914	H.F. Schulte (16)	5	3	0	4	1	0	2nd	128	48	James A. Clay
1915	H.F. Schulte	2	5	1	1	3	1	5th	72	102	Jacob Speelman
1916	H.F. Schulte	6	1	1	3	1	1	2nd	112	21	Harry S. Lansing
1917	H.F. Schulte	3	5	0	2	4	0	5th	98	124	Paul Hamilton
1918	No Varsity Schedule	-	-	-	-	-	-	-	-	-	-
1919	John F. Miller (17)	5	1	2	4	0	1	1st	91	42	Anton Stankowski
1920	Miller/Phelan	7	1	0	5	1	0	2nd	156	61	Charles L. Lewis
1921	James Phelan (18)	6	2	0	4	2	0	T-2nd	136	50	Herbert Blumer
1922	Thomas Kelly (19)	5	3	0	4	3	0	4th	98	90	Herbert Bunker
1923	Gwinn Henry (20)	2	3	3	1	3	2	8th	31	40	Clyde Smith
1924	Gwinn Henry	7	2	0	5	1	0	1st	110	41	Arthur D. Bond
1925	Gwinn Henry	6	1	1	5	1	0	1st	110	44	Sam Whiteman
1926	Gwinn Henry	5	1	2	3	1	1	T-3rd	122	33	Carl Bacchus
1927	Gwinn Henry	7	2	0	5	1	0	1st	129	90	George Flamank
1928	Gwinn Henry	4	4	0	3	2	0	T-2nd	138	102	Miller Brown
1929	Gwinn Henry	5	2	1	3	1	1	2nd	78	28	John Waldorf
1930	Gwinn Henry	2	5	2	1	2	2	5th	41	132	Leonard McGirl
1931	Gwinn Henry	2	8	0	1	4	0	T-5th	72	183	Frank Bittner
1932	Frank Carideo (21)	1	7	1	1	3	1	5th	32	184	Kenneth Kirby
1933	Frank Carideo	1	8	0	0	5	0	6th	58	193	Charles Schiele
1934	Frank Carideo	0	8	1	0	5	0	6th	25	172	Herbert Grenda
1935	Don Faurot (22)	3	3	3	0	2	3	6th	97	77	Clair Houston
1936	Don Faurot	6	2	1	3	1	1	2nd	107	74	Al Londe
1937	Don Faurot	3	6	1	2	2	1	4th	42	64	Maurice Kirk
1938	Don Faurot	6	3	0	2	3	0	T-3rd	111	82	Frank Dickerson, Ray Moss
1939	Don Faurot	8	2	0	5	0	0	1st	155	79	Kenneth Ha
1940	Don Faurot	6	3	0	3	2	0	3rd	213	135	Jack Crocker
1941	Don Faurot	8	2	0	5	0	0	1st	226	39	Darold Jenkins
1942	Don Faurot	8	3	1	4	0	1	1st	288	107	Don Reece
1943	Chauncey Simpson (23)	3	5	0	3	2	0	T-2nd	170	142	Game Captains
1944	Chauncey Simpson	3	5	2	2	1	2	3rd	176	224	Paul Collins
1945	Chauncey Simpson	6	4	0	5	0	0	1st	170	174	Game Captains
1946	Don Faurot	5	4	1	3	2	0	T-3rd	158	166	Ralph Stewart
1947	Don Faurot	6	4	0	3	2	0	3rd	240	116	Verlie Abrams, Roland Oakes
1948	Don Faurot	8	3	0	5	1	0	2nd	331	161	Chester Fritzt
1949	Don Faurot	7	4	0	5	1	0	2nd	264	225	Bob Fuchs
1950	Don Faurot	4	5	1	3	2	1	3rd	166	215	Bob Ebinger, Bronko Marusic
1951	Don Faurot	3	7	0	2	4	0	T-4th	169	292	Bill Fuchs, Lowe Wren Jr.
1952	Don Faurot	5	5	0	5	1	0	2nd	147	159	Bob Castle, Bob Schoonmaker
1953	Don Faurot	6	4	0	4	2	0	T-2nd	130	116	Charles Phillips, Bob Schoonmaker, Loyd Brown
1954	Don Faurot	4	5	1	3	2	1	T-3rd	198	261	Vic Eaton, Charles Bull
1955	Don Faurot	1	9	0	1	5	0	7th	92	192	Hal Burnine, Tony Karakas
1956	Don Faurot	4	5	1	3	2	1	3rd	200	183	Jimmy Hunter
1957	Frank Broyles (24)	5	4	1	3	3	0	T-3rd	149	157	Ken Clemensen, Don Hopkins, Merv Johnson
1958	Dan Devine (25)	5	4	1	4	1	1	2nd	164	141	Don Chadwick, Charlie Rush
1959	Dan Devine	6	5	0	4	2	0	2nd	125	124	Mike Magac, Tom Swaney

YEAR-BY-YEAR RECORD

YEAR	COACH	OVERALL			CONFERENCE				PF	PA	CAPTAIN(S)
		W	L	T	W	L	T	FINISH			
1960	Dan Devine	11	0	0	7	0	0	1st	295	93	Ed Mehrer, Don Smith, Bill Wegener
1961	Dan Devine	7	2	1	5	2	0	T-2nd	124	57	Paul Henley
1962	Dan Devine	8	1	2	5	1	1	2nd	204	62	Jerry Wallach, Tom Hertz, Andy Russell
1963	Dan Devine	7	3	0	5	2	0	3rd	151	86	Paul Underhill, Gene Oliver
1964	Dan Devine	6	3	1	4	2	1	4th	142	88	Gus Otto
1965	Dan Devine	8	2	1	6	1	0	2nd	223	101	Johnny Roland, Carl Reece, Bruce Van Dyke
1966	Dan Devine	6	3	1	4	2	1	T-3rd	121	116	Jim Whitaker, Bill Powell
1967	Dan Devine	7	3	0	4	3	0	4th	134	76	Gary Kombrink, John Douglas
1968	Dan Devine	8	3	0	5	2	0	3rd	308	136	Carl Garber
1969	Dan Devine	9	2	0	6	1	0	T-1st	365	191	Jon Staggers, Sam Adams
1970	Dan Devine	5	6	0	3	4	0	T-4th	243	223	Nip Weisenfels, Joe Moore
1971	Al Onofrio (26)	1	10	0	0	7	0	8th	93	260	Sam Britts, John Cowan, Mike McKee
1972	Al Onofrio	6	6	0	4	3	0	T-4th	219	311	Dan McDonough, Scott Sodergren
1973	Al Onofrio	8	4	0	3	4	0	5th	219	152	Jim Schnietz, John Moseley
1974	Al Onofrio	7	4	0	5	2	0	T-2nd	204	217	Scott Pickens, Steve Sadich
1975	Al Onofrio	6	5	0	3	4	0	T-5th	282	241	Bob McRoberts, Tony Galbreath
1976	Al Onofrio	6	5	0	3	4	0	6th	246	241	Curtis Brown, Tom Hodge, Steve Pisarkiewicz
1977	Al Onofrio	4	7	0	3	4	0	5th	195	180	Keith Morrissey, James Taylor
1978	Warren Powers (27)	8	4	0	4	3	0	T-3rd	368	236	Pete Allard, Chris Garlich
1979	Warren Powers	7	5	0	3	4	0	4th	260	166	Mark Jones, Kurt Petersen
1980	Warren Powers	8	4	0	5	2	0	3rd	333	175	Johnnie Poe, Howard Richards
1981	Warren Powers	8	4	0	3	4	0	5th	276	159	Brad Elelman, Van Darkow
1982	Warren Powers	5	4	2	2	3	2	5th	207	196	Andy Ekern, Kevin Potter
1983	Warren Powers	7	5	0	5	2	0	T-2nd	292	202	Conrad Goode, Jay Wilson
1984	Warren Powers	3	7	1	2	4	1	T-5th	310	301	Jerome Caver, Phil Greenfield
1985	Woody Widenhofer (28)	1	10	0	1	6	0	T-7th	206	342	Marlon Adler, Dave Kniptash, Dick Chapura, Buck Stinson
1986	Woody Widenhofer	3	8	0	2	5	0	6th	196	314	John Clay, Phil Pettey, Dick Chapura, Erik McMillan
1987	Woody Widenhofer	5	6	0	3	4	0	5th	226	209	Jeff Rigman, Darrell Wallace, Erik McMillan
1988	Woody Widenhofer	3	7	1	2	5	0	6th	234	330	Carl Bax, Curtis Wilson, Steve Vandegrift, Darryl Darling
1989	Bob Stull (29)	2	9	0	1	6	0	7th	171	363	Andy Lock, Tommie Stowers, Adrian Jones, Darren MacDonald
1990	Bob Stull	4	7	0	2	5	0	T-6th	278	360	Michael Jones, Kent Kiefer
1991	Bob Stull	3	7	1	1	6	0	7th	223	403	Don Wright, Tom Reiner
1992	Bob Stull	3	8	0	2	5	0	T-6th	214	289	Victor Bailey, Mike Bedosky, Maurice Benson, Kent Gardner, Mike Ringgenberg
1993	Bob Stull	3	7	1	2	5	0	T-6th	192	344	Mike Bedosky, George Hunt, Rick Lyle, Jason Oliver
1994	Larry Smith (30)	3	8	1	2	5	0	6th	208	323	Jeff Handy, Chris Singletary
1995	Larry Smith	3	8	0	1	6	0	T-7th	186	311	Antwan Johnson, Steve Martin
1996	Larry Smith	5	6	0	3	5	0	4th	278	376	Russ Appel, DeMontie Cross
1997	Larry Smith	7	5	0	5	3	0	3rd	368	332	Brian Cracraft, Brock Olivo
1998	Larry Smith	8	4	0	5	3	0	T-2nd	300	205	Corby Jones, Harold Piersey, Devin West
1999	Larry Smith	4	7	0	1	7	0	T-5th	224	371	Barry Odom, Rob Riti
2000	Larry Smith	3	8	0	2	6	0	T-5th	255	348	Joe Glauberman, Julian Jones
2001	Gary Pinkel (31)	4	7	0	3	5	0	T-4th	240	330	D. Blakley, J. Bland, M. Hayes, C. Jones, D. Monroe, J. Robinson
2002	Gary Pinkel	5	7	0	2	6	0	5th	360	352	Sean Doyle, Justin Gage, James Kinney, A.J. Ricker
2003	Gary Pinkel	8	5	0	4	4	0	3rd	399	287	Terrence Curry, James Kinney, A.J. Ricker, Brad Smith
2004	Gary Pinkel	5	6	0	3	5	0	T-3rd	256	215	Atiyah Ellison, James Kinney, Brad Smith, Beau Viehmann
2005	Gary Pinkel	7	5	0	4	4	0	T-2nd	369	350	Derrick Ming, Tony Palmer, Jason Simpson, Brad Smith, Calvin Washington
2006	Gary Pinkel	8	5	0	4	4	0	T-2nd	391	254	Mike Cook, Brad Ekwerekwu, Dedrick Harrington, David Overstreet
2007	Gary Pinkel	12	2	0	7	1	0	1st	558	326	Pig Brown, Jason Ray, Martin Rucker, Lorenzo Williams
2008	Gary Pinkel	10	4	0	5	3	0	1st	591	381	Chase Daniel, Ziggy Hood, William Moore, Tommy Saunders
2009	Gary Pinkel	8	5	0	4	4	0	2nd	377	330	Danario Alexander, Jaron Baston, Kurtis Gregory, Sean Weatherspoon
2010	Gary Pinkel	10	3	0	6	2	0	T-1st	388	209	Tim Barnes, Luke Lambert, Kevin Rutland
2011	Gary Pinkel	8	5	0	5	4	0	5th	427	306	Michael Egnew, Elvis Fisher, Jerrell Jackson, Kenji Jackson, Jacquies Smith
2012	Gary Pinkel	5	7	0	2	6	0	5th	309	341	Will Ebner, Elvis Fisher, Zaviar Gooden, T.J. Moe
2013	Gary Pinkel	12	2	0	7	1	0	1st	548	323	James Franklin, E.J. Gaines, L'Damian Washington, Andrew Wilson
2014	Gary Pinkel	11	3	0	7	1	0	1st	389	295	Markus Golden, Mitch Morse, Bud Sasser, Braylon Webb
2015	Gary Pinkel	0 ^B	7	0	0	7 ^B	0	T-6th	163	194	Evan Boehm, Kenya Dennis, Russell Hansbrough, Ian Simon
2016	Barry Odom (32)	0 ^B	8	0	0	6 ^B	0	7th	377	378	Sean Culkin, Charles Harris, Drew Lock, Michael Scherer
2017	Barry Odom	7	6	0	4	4	0	T-3rd	488	414	Paul Adams, Eric Beisel, Jordan Harold, Drew Lock
2018	Barry Odom	8	5	0	4	4	0	T-4th	476	331	Paul Adams, Terry Beckner, Jr., Cale Garrett, Drew Lock
2019	Barry Odom	6	6	0	3	5	0	T-4th	304	233	Kelly Bryant, Jordan Elliott, Cale Garrett, Larry Rountree III
2020	Eli Drinkwitz (33)	5	5	0	5	5	0	3rd	267	323	Nick Bolton, Case Cook, Larry Rountree III
2021	Eli Drinkwitz	6	7	0	3	5	0	T-4th	378	440	Tyler Badie, Connor Bazalak, Case Cook, Martez Manuel
2022	Eli Drinkwitz	6	7	0	3	5	0	T-4th	323	327	C. Bailey, B. Banister, B. Cook, T. Dove, J. Foster, M. Manuel, I. McGuire, D. Robinson
2023	Eli Drinkwitz	11	2	0	6	2	0	2nd	423	271	C. Bailey, B. Cook, J. Foster, T. Hopper, D. Robinson, C. Schrader
132-YEAR TOTALS		704	588	52	381	342	32	-	27,466	23,886	-

B - Due to NCAA action, MU vacated five wins from the 2015 season (5-7 overall, 1-7 SEC) and four wins from the 2016 season (4-8 overall, 2-6 SEC).

YEAR-BY-YEAR COACHES RECORDS

YEAR	COACH	OVERALL			CONFERENCE			FINISH
		W	L	T	W	L	T	
1890	A.L. McRae (1)	2	1	0	—	—	—	—
1891	Hal Reed (2)	3	1	0	—	—	—	—
1892	E.H. Jones (3)	1	2	0	—	—	—	—
1893	H.L. Robinson (4)	4	3	0	—	—	—	—
1894	H.L. Robinson	4	3	0	—	—	—	—
1895	C.D. "Pop" Bliss (5)	7	1	0	—	—	—	—
1896	Frank Patterson (6)	7	5	0	—	—	—	—
1897	Charles Young (7)	5	6	0	—	—	—	—
1898	David L. Fultz (8)	1	4	1	—	—	—	—
1899	David L. Fultz	9	2	0	—	—	—	—
1900	Fred Murphy (9)	4	4	1	—	—	—	—
1901	Fred Murphy	2	6	1	—	—	—	—
1902	Pat O'Dea (10)	5	3	0	—	—	—	—
1903	John F. McLean (11)	1	7	1	—	—	—	—
1904	John F. McLean	3	6	0	—	—	—	—
1905	John F. McLean	5	4	0	—	—	—	—
1906	W.J. Monilaw (12)	5	2	1	—	—	—	—
1907	W.J. Monilaw	7	2	0	1	2	0	4th
1908	W.J. Monilaw	6	2	0	3	2	0	4th
1909	William W. Roper (13)	7	0	1	4	0	1	1st
1910	W. Hollenbeck (14)	4	2	2	2	1	1	3rd
1911	Chester L. Brewer (15)	2	4	2	0	2	2	5th
1912	Chester L. Brewer	5	3	0	2	3	0	4th
1913	Chester L. Brewer	7	1	0	4	0	0	1st
1914	H.F. Schulte (16)	5	3	0	4	1	0	2nd
1915	H.F. Schulte	2	5	1	1	3	1	5th
1916	H.F. Schulte	6	1	1	3	1	1	2nd
1917	H.F. Schulte	3	5	0	2	4	0	5th
1918	No Varsity Schedule (Influenza Epidemic)							
1919	John F. Miller (17)	5	1	2	4	0	1	1st
1920	Miller/Phelan	7	1	0	5	1	0	2nd
1921	James Phelan (18)	6	2	0	4	2	0	T-2nd
1922	Thomas Kelly (19)	5	3	0	4	3	0	4th
1923	Gwinn Henry (20)	2	3	3	1	3	2	8th
1924	Gwinn Henry	7	2	0	5	1	0	1st
1925	Gwinn Henry	6	1	1	5	1	0	1st
1926	Gwinn Henry	5	1	2	3	1	1	T-3rd
1927	Gwinn Henry	7	2	0	5	1	0	1st
1928	Gwinn Henry	4	4	0	3	2	0	T-2nd
1929	Gwinn Henry	5	2	1	3	1	1	2nd
1930	Gwinn Henry	2	5	2	1	2	2	5th
1931	Gwinn Henry	2	8	0	1	4	0	T-5th
1932	Frank Carideo (21)	1	7	1	1	3	1	5th
1933	Frank Carideo	1	8	0	0	5	0	6th
1934	Frank Carideo	0	8	1	0	5	0	6th
1935	Don Faurot (22)	3	3	3	0	2	3	6th
1936	Don Faurot	6	2	1	3	1	1	2nd
1937	Don Faurot	3	6	1	2	2	1	4th
1938	Don Faurot	6	3	0	2	3	0	T-3rd
1939	Don Faurot	8	2	0	5	0	0	1st
1940	Don Faurot	6	3	0	3	2	0	3rd
1941	Don Faurot	8	2	0	5	0	0	1st
1942	Don Faurot	8	3	1	4	0	1	1st

YEAR	COACH	OVERALL			CONFERENCE			FINISH
		W	L	T	W	L	T	
1943	Chauncey Simpson (23)	3	5	0	3	2	0	T-2nd
1944	Chauncey Simpson	3	5	2	2	1	2	3rd
1945	Chauncey Simpson	6	4	0	5	0	0	1st
1946	Don Faurot	5	4	1	3	2	0	T-3rd
1947	Don Faurot	6	4	0	3	2	0	3rd
1948	Don Faurot	8	3	0	5	1	0	2nd
1949	Don Faurot	7	4	0	5	1	0	2nd
1950	Don Faurot	4	5	1	3	2	1	3rd
1951	Don Faurot	3	7	0	2	4	0	T-4th
1952	Don Faurot	5	5	0	5	1	0	2nd
1953	Don Faurot	6	4	0	4	2	0	T-2nd
1954	Don Faurot	4	5	1	3	2	1	T-3rd
1955	Don Faurot	1	9	0	1	5	0	7th
1956	Don Faurot	4	5	1	3	2	1	3rd
1957	Frank Broyles (24)	5	4	1	3	3	0	T-3rd
1958	Dan Devine (25)	5	4	1	4	1	1	2nd
1959	Dan Devine	6	5	0	4	2	0	2nd
1960	Dan Devine	11	0	0	7	0	0	1st
1961	Dan Devine	7	2	1	5	2	0	T-2nd
1962	Dan Devine	8	1	2	5	1	1	2nd
1963	Dan Devine	7	3	0	5	2	0	3rd
1964	Dan Devine	6	3	1	4	2	1	4th
1965	Dan Devine	8	2	1	6	1	0	2nd
1966	Dan Devine	6	3	1	4	2	1	T-3rd
1967	Dan Devine	7	3	0	4	3	0	4th
1968	Dan Devine	8	3	0	5	2	0	3rd
1969	Dan Devine	9	2	0	6	1	0	T-1st
1970	Dan Devine	5	6	0	3	4	0	T-4th
1971	Al Onofrio (26)	1	10	0	0	7	0	8th
1972	Al Onofrio	6	6	0	4	3	0	T-4th
1973	Al Onofrio	8	4	0	3	4	0	5th
1974	Al Onofrio	7	4	0	5	2	0	T-2nd
1975	Al Onofrio	6	5	0	3	4	0	T-5th
1976	Al Onofrio	6	5	0	3	4	0	6th
1977	Al Onofrio	4	7	0	3	4	0	5th
1978	Warren Powers (27)	8	4	0	4	3	0	T-3rd
1979	Warren Powers	7	5	0	3	4	0	4th
1980	Warren Powers	8	4	0	5	2	0	3rd
1981	Warren Powers	8	4	0	3	4	0	5th
1982	Warren Powers	5	4	2	2	3	2	5th
1983	Warren Powers	7	5	0	5	2	0	T-2nd
1984	Warren Powers	3	7	1	2	4	1	T-5th
1985	Woody Widenhofer (28)	1	10	0	1	6	0	T-7th2
1986	Woody Widenhofer	3	8	0	2	5	0	6th
1987	Woody Widenhofer	5	6	0	3	4	0	5th
1988	Woody Widenhofer	3	7	1	2	5	0	6th
1989	Bob Stull (29)	2	9	0	1	6	0	7th
1990	Bob Stull	4	7	0	2	5	0	T-6th
1991	Bob Stull	3	7	1	1	6	0	7th
1992	Bob Stull	3	8	0	2	5	0	T-6th
1993	Bob Stull	3	7	1	2	5	0	T-6th
1994	Larry Smith (30)	3	8	1	2	5	0	6th
1995	Larry Smith	3	8	0	1	6	0	T-7th

YEAR-BY-YEAR COACHES RECORDS

YEAR	COACH	OVERALL			CONFERENCE			FINISH
		W	L	T	W	L	T	
1996	Larry Smith	5	6	0	3	5	0	4th
1997	Larry Smith	7	5	0	5	3	0	3rd
1998	Larry Smith	8	4	0	5	3	0	T-2nd
1999	Larry Smith	4	7	0	1	7	0	T-5th
2000	Larry Smith	3	8	0	2	6	0	T-5th
2001	Gary Pinkel (31)	4	7	0	3	5	0	T-4th
2002	Gary Pinkel	5	7	0	2	6	0	5th
2003	Gary Pinkel	8	5	0	4	4	0	3rd
2004	Gary Pinkel	5	6	0	3	5	0	T-3rd
2005	Gary Pinkel	7	5	0	4	4	0	T-2nd
2006	Gary Pinkel	8	5	0	4	4	0	T-2nd
2007	Gary Pinkel	12	2	0	7	1	0	1st
2008	Gary Pinkel	10	4	0	5	3	0	1st
2009	Gary Pinkel	8	5	0	4	4	0	2nd
2010	Gary Pinkel	10	3	0	6	2	0	T-1st
2011	Gary Pinkel	8	5	0	5	4	0	5th
2012	Gary Pinkel	5	7	0	2	6	0	5th
2013	Gary Pinkel	12	2	0	7	1	0	1st
2014	Gary Pinkel	11	3	0	7	1	0	1st
2015	Gary Pinkel	0 ⁶	7	0	0	7	0	T-6th
2016	Barry Odom (32)	0 ⁶	8	0	0	6	0	7th
2017	Barry Odom	7	6	0	4	4	0	T-3rd
2018	Barry Odom	8	5	0	4	4	0	T-4th
2019	Barry Odom	6	6	0	3	5	0	T-4th
2020	Elijah Drinkwitz (33)	5	5	0	5	5	0	3rd
2021	Elijah Drinkwitz	6	7	0	3	5	0	T-4th
2022	Elijah Drinkwitz	6	7	0	3	5	0	T-4th
2023	Elijah Drinkwitz	11	2	0	6	2	0	T-2nd
TOTALS — 131 Seasons		704	588	52	381	342	32	—

YEAR-BY-YEAR CONFERENCE FINISH

YEAR	LEAGUE	FINISH
1890	—	—
1891	—	—
1892	—	—
1893	—	—
1894	—	—
1895	—	—
1896	—	—
1897	—	—
1898	—	—
1899	—	—
1900	—	—
1901	—	—
1902	—	—
1903	—	—
1904	—	—
1905	—	—
1906	—	—
1907	MVIAA	4th
1908	MVIAA	4th
1909	MVIAA	1st
1910	MVIAA	3rd
1911	MVIAA	5th
1912	MVIAA	4th
1913	MVIAA	1st
1914	MVIAA	2nd
1915	MVIAA	5th
1916	MVIAA	2nd
1917	MVIAA	5th
1918	No Varsity Schedule	
1919	MVIAA	1st
1920	MVIAA	2nd
1921	MVIAA	t-2nd
1922	MVIAA	4th
1923	MVIAA	8th
1924	MVIAA	1st
1925	MVIAA	1st
1926	MVIAA	t-3rd
1927	MVIAA	1st
1928	Big 6	t-2nd
1929	Big 6	2nd
1930	Big 6	5th
1931	Big 6	t-5th
1932	Big 6	5th
1933	Big 6	6th
1934	Big 6	6th
1935	Big 6	6th
1936	Big 6	2nd
1937	Big 6	4th
1938	Big 6	t-3rd
1939	Big 6	1st
1940	Big 6	3rd
1941	Big 6	1st
1942	Big 6	1st

YEAR	LEAGUE	FINISH
1943	Big 6	t-2nd
1944	Big 6	3rd
1945	Big 6	1st
1946	Big 6	t-3rd
1947	Big 6	3rd
1948	Big 7	2nd
1949	Big 7	2nd
1950	Big 7	3rd
1951	Big 7	T-4th
1952	Big 7	2nd
1953	Big 7	t-2nd
1954	Big 7	t-3rd
1955	Big 7	7th
1956	Big 7	3rd
1957	Big 7	t-3rd
1958	Big 7	2nd
1959	Big 7	2nd
1960	Big 8	1st
1961	Big 8	t-2nd
1962	Big 8	2nd
1963	Big 8	3rd
1964	Big 8	4th
1965	Big 8	2nd
1966	Big 8	t-3rd
1967	Big 8	4th
1968	Big 8	3rd
1969	Big 8	t-1st
1970	Big 8	-4th
1971	Big 8	8th
1972	Big 8	t-4th
1973	Big 8	5th
1974	Big 8	t-2nd
1975	Big 8	t-5th
1976	Big 8	6th
1977	Big 8	5th
1978	Big 8	t-3rd
1979	Big 8	4th
1980	Big 8	3rd
1981	Big 8	5th
1982	Big 8	5th
1983	Big 8	t-2nd
1984	Big 8	t-5th
1985	Big 8	t-7th
1986	Big 8	6th
1987	Big 8	5th
1988	Big 8	6th
1989	Big 8	7th
1990	Big 8	t-6th
1991	Big 8	7th
1992	Big 8	t-6th
1993	Big 8	t-6th
1994	Big 8	6th
1995	Big 8	t-7th

YEAR	LEAGUE	FINISH
1996	Big 12	4th
1997	Big 12	3rd
1998	Big 12	t-2nd
1999	Big 12	t-5th
2000	Big 12	t-5th
2001	Big 12	t-4th
2002	Big 12	5th
2003	Big 12	3rd
2004	Big 12	t-3rd
2005	Big 12	t-2nd
2006	Big 12	t-2nd
2007	Big 12	1st
2008	Big 12	1st
2009	Big 12	2nd
2010	Big 12	t-1st
2011	Big 12	5th
2012	Southeastern	5th (East)
2013	Southeastern	1st (East)
2014	Southeastern	1st (East)
2015	Southeastern	t-6th (East)
2016	Southeastern	7th (East)
2017	Southeastern	t-3rd (East)
2018	Southeastern	t-4th (East)
2019	Southeastern	t-4th (East)
2020	Southeastern	3rd (East)
2021	Southeastern	t-4th (East)
2022	Southeastern	t-4th (East)
2023	Southeastern	2nd (East)

YEAR-BY-YEAR POINTS FOR & AGAINST

YEAR	POINTS FOR	POINTS AGAINST
1890	112	34
1891	108	28
1892	28	18
1893	148	126
1894	134	108
1895	156	42
1896	240	78
1897	112	143
1898	33	98
1899	242	56
1900	72	81
1901	30	155
1902	99	80
1903	46	83
1904	71	130
1905	94	79
1906	116	44
1907	278	41
1908	196	45
1909	86	36
1910	77	17
1911	61	67
1912	135	69
1913	193	67
1914	128	48
1915	72	102
1916	112	21
1917	98	124
1918	No Varsity Schedule	
1919	91	42
1920	156	61
1921	136	50
1922	98	90
1923	31	40
1924	110	41
1925	110	44
1926	122	33
1927	129	90
1928	138	102
1929	78	28
1930	41	132
1931	72	183
1932	32	184
1933	58	193
1934	25	172
1935	97	77
1936	107	74
1937	42	64
1938	111	82
1939	155	79
1940	213	135
1941	226	39
1942	288	107

YEAR	POINTS FOR	POINTS AGAINST
1943	170	142
1944	176	224
1945	170	174
1946	158	166
1947	240	116
1948	331	161
1949	264	225
1950	166	215
1951	169	292
1952	147	159
1953	130	116
1954	198	261
1955	92	192
1956	200	183
1957	149	157
1958	164	141
1959	125	124
1960	295	93
1961	124	57
1962	204	62
1963	151	86
1964	142	88
1965	223	101
1966	121	116
1967	134	76
1968	308	136
1969	365	191
1970	243	223
1971	93	260
1972	219	311
1973	219	152
1974	204	217
1975	282	241
1976	246	241
1977	195	180
1978	368	236
1979	260	166
1980	333	175
1981	276	159
1982	207	196
1983	292	202
1984	310	301
1985	206	342
1986	196	314
1987	226	209
1988	234	330
1989	171	363
1990	278	360
1991	223	403
1992	214	289
1993	192	344
1994	208	323
1995	186	311

YEAR	POINTS FOR	POINTS AGAINST
1996	278	376
1997	368	332
1998	300	205
1999	224	371
2000	255	348
2001	240	330
2002	360	352
2003	399	287
2004	256	215
2005	369	350
2006	391	254
2007	558	326
2008	591	381
2009	377	330
2010	388	209
2011	427	306
2012	309	341
2013	548	323
2014	389	295
2015	163	194
2016	377	378
2017	488	414
2018	476	331
2019	304	233
2020	267	323
2021	378	440
2022	323	327
2023	423	271
TOTALS	27,466	23,886

MEMORIAL STADIUM ATTENDANCE

YEAR	GAMES	CROWD	AVERAGE
1926	4	NA	NA
1927	4	NA	NA
1928	4	45,000	11,250
1929	4	44,000	11,000
1930	4	43,000	10,750
1931	3	19,500	6,500
1932	4	34,000	8,500
1933	5	32,000	6,400
1934	4	33,500	8,375
1935	6	41,222	6,870
1936	4	43,500	10,875
1937	4	48,500	2,125
1938	4	43,000	10,750
1939	4	62,500	15,625
1940	4	58,000	14,500
1941	4	63,000	15,750
1942	4	25,885	6,471
1943	3	17,000	5,667
1944	3	12,900	4,300
1945	3	42,500	14,167
1946	4	70,000	17,500
1947	4	85,500	21,375
1948	4	107,392	26,848
1949	4	114,652	8,663
1950	5	142,000	28,400
1951	5	103,071	20,614
1952	5	111,096	22,219
1953	5	119,474	23,895
1954	5	125,530	25,106
1955	5	122,170	24,434
1956	6	139,674	23,279
1957	5	138,762	27,752
1958	6	162,054	27,009
1959	5	138,000	27,600
1960	5	165,500	33,100
1961	5	201,800	40,360
1962	5	208,200	41,640
1963	5	226,297	45,259
1964	5	227,140	45,428
1965	5	246,843	49,297
1966	5	259,200	51,840
1967	5	258,436	51,687
1968	5	275,481	55,096
1969	5	287,500	57,500
1970	5	292,960	58,592
1971	6	317,876	52,979
1972	6	275,236	45,873
1973	6	340,293	56,716
1974	5	269,380	3,876
1975	5	322,977	64,595
1976	5	318,042	63,608
1977	6	372,455	62,076
1978	6	394,469	65,745
1979	6	419,202	69,867

YEAR	GAMES	CROWD	AVERAGE
1980	6	405,611	67,602
1981	7	432,511	61,787
1982	6	312,582	52,097
1983	7	364,203	52,029
1984	6	286,737	47,790
1985	7	329,897	47,129
1986	6	234,584	39,097
1987	7	276,670	39,524
1988	6	233,143	38,903
1989	6	251,344	41,891
1990	6	239,034	39,839
1991	6	237,955	39,660
1992	6	233,833	38,973
1993	5	186,819	37,364
1994	6	255,961	42,661
1995	6	225,098	37,516
1996	6	235,022	39,171
1997	6	314,904	52,484
1998	6	344,010	57,335
1999	6	350,232	58,372
2000	6	321,600	53,600
2001	6	315,337	52,556
2002	6	316,339	52,723
2003	6	334,996	55,833
2004	6	357,424	59,571
2005	6	320,181	53,364
2006	7	391,424	55,918
2007	6	361,393	60,232
2008	6	387,120	64,520
2009	6	384,719	64,120
2010	6	369,240	61,540
2011	6	372,571	62,095
2012	7	472,333	67,476
2013	7	444,532	63,505
2014	7	456,996	65,285
2015	6	390,720	65,120
2016	7	365,651	52,236
2017	7	360,429	51,490
2018	7	360,261	51,466
2019	7	379,119	54,160
2020	6	*67,110	11,185
2021	7	325,614	46,516
2022	7	381,677	54,525
2023	7	421,184	60,169

* Crowds limited due to COVID-19

COACHING RECORDS

SEASONS	COACH	YRS	W	L	T	PCT.
1890	A. L. McRae	1	2	1	0	.667
1891	Hal Reid	1	3	1	0	.750
1892	E. H. Jones	1	1	2	0	.333
1893-94	H. O. Robinson	2	8	6	0	.571
1895	C. D. "Pop" Bliss	1	7	1	0	.875
1896	Frank Patterson	1	7	5	0	.583
1897	Charles Young	1	5	6	0	.455
1898-99	David L. Fultz	2	10	6	1	.618
1900-01	Fred Murphy	2	6	10	2	.389
1902	Pat O'Dea	1	5	3	0	.625
1903-05	John F. McClain	3	9	17	1	.352
1906-08	W.J. Monilaw	3	18	6	1	.740
1909	William Roper	1	7	0	1	.938
1910	W. Hollenbeck	1	4	2	2	.625
1911-13	Chester L. Brewer	3	14	8	2	.625
1914-17	Henry F. Schulte	4	16	14	2	.531
1919-20	John F. Miller *	2	5	1	2	.750
1920-21	James Phelan *	2	13	3	0	.813

SEASONS	COACH	YRS	W	L	T	PCT.
1922	Thomas Kelly	1	5	3	0	.625
1923-31	Gwinn Henry	9	40	28	9	.578
1932-34	Frank Carideo	3	2	23	2	.111
1935-42, 46-56	Don Faurot	19	101	79	10	.558
1943-45	Chauncey Simpson	3	12	14	2	.464
1957	Frank Broyles	1	5	4	1	.550
1958-70	Dan Devine	13	93	37	7	.704
1971-77	Al Onofrio	7	38	41	0	.481
1978-84	Warren Powers	7	46	33	3	.579
1985-88	Woody Widenhofer	4	12	31	1	.284
1989-93	Bob Stull	5	15	38	2	.291
1994-00	Larry Smith	7	33	46	1	.419
2001-15	Gary Pinkel ^g	15	118	73	0	.618
2016-19 ^g	Barry Odom ^g	3	19	19	0	.500
2020-	Elijah Drinkwitz	4	28	21	0	.571

* - Miller and Phelan were co-coaches in 1920. Phelan receives credit for 7-1 record.

^g - MU vacated five wins from 2015 season and four wins from 2016 season. Pinkel's official NCAA record at MU is reflected as 113-73-0, while Odom's record is officially 19-19-0.

ASSISTANT COACH HISTORY

Jim Anderson	1972-74
Wright Anderson	1985-88
Moe Ankney	1994-00
Blake Baker	2022-23
Russ Ball	1982-88
Corey Batoon	2024-
Dick Beechner	1978-81
Larry Beightol	1983-84
Phil Bengston	1935-39
Jerry Berndt	1994-99
Huston Betty	1940-56
Tim Billings	1988
Greg Brown	2016
Herb Bunker	1937-45
Dave Christensen	2001-08
Michael Church	1989-90
Jerry Claiborne	1957
Charlie Coe	1985-88
Clay Cooper	1947-75
Charles Cowdrey	1969-76
DeMontie Cross	2016-17
Bill Cubit	2000
Al Davis	2021-
Brad Davis	2018-19
Ed Dissinger	1971-75
Jim Donnan	1981-84
Derek Dooley	2018-19
Rollie Dotsch	1982-85
Brian Early	2024-
Matt Eberflus	2001-08
Jim Elam	1984
Glen Elarbee	2016-17
John Faiman	1978-82
Kevin Faulkner	1989-92
Joe Jon Finley	2016-17
Ken Flajole	1989-93

Aaron Fletcher	2021
Tom Fletcher	1958-65
Cornell Ford	2001-19
Bob Frala	1966-71
Jethro Franklin	2020-21
Prentice Gautt	1968-74
David Gibbs	2019-20
Merrill Gresen	1957
Alex Grinch	2012-14
Merle "Skip" Hall	1993-96
Brick Haley	2017-19
Bush Hamdan	2020-22
Charlie Harbison	2020-21
Vernon Hargreaves	2018-19
Josh Henson	2009-15
Josh Heupel	2016-17
Mark Heydorff	1978-84
Harry Hiestand	1994-96
Andy Hill	1996-2019
Larry Hoefler	1989-93
Jon Hoke	1994-98
Ricky Hunley	1994-00
Dick Jamieson	1972-77
Marcus Johnson	2020-22
Merv Johnson	1960-61
Brandon Jones	2023-
Brian Jones	2001-15
Curtis Jones	1975-78, 93-97
John Kadlec	1953-59, 66-77
Dirk Koetter	1989-93
Tony Kopay	1975
Hank Kuhlmann	1963-71
Craig Kuligowski	2001-15
Mo Latimore	1989-93
Don Lawrence	1976-77
Don Lindsey	1992

Erik Link	2020-
Curtis Luper	2020-
Jim Mackenzie	1957
Charles Mackey	1962-65
Robert Maddock	1950-51
Bill McConnell	1985-87
Garrick McGee	2019
Dave McGinnis	1976-77
Jim McKinley	1985-87
Bill Meyers	1985-86
Steve Miller	1982-88
David Mitchell	1997-99
Andy Moeller	1993-99
Kirby Moore	2023-
Mike Nelson	1985-86
Marty Mornhinweg	1991-93
Frank Novak	1988
Barry Odom	2009-11, 2015
Brian Odom	2017-18
A.J. Ofodile	2018-19
Al Onofrio	1958-70
Jacob Peeler	2022-
Kevin Peoples	2022-23
Sam Pittman	2000
Al Pogue	2022-
Chip Powell	1983-84
Mike Price	1978-80
Vic Rapp	1967-71
Dennis Raetz	1977
Charles Rash	1959-61
Dave Redding	1978-81
Carl Reese	1977-82, 87-88
Andy Reid	1989-91
A.J. Ricker	2014-15
Charlie Sadler	1983
Dale Samuels	1955

Merle Schlosser	1955-56
Steve Schottel	1983-84
Jackie Shipp	2016
John Simmons	1937-56
Chauncey Simpson	1934-54
Corbyn Smith	1998-00
DJ Smith	2020-
Harry Smith	1941, 52-66
Ron Snyder	1971-74
Dave Steckel	2001-14
Tony Steponovich	1975-77
Brian Stewart	1999-00
Chris Tabor	2000
Steve Telander	1989-93
Bill Thornton	1978-82
Vince Tobin	1968-76
Dave Toub	1998-00
Mike Wade	1983-88
Bruce Walker	2001-13
Ryan Walters	2015-20
Mike Ward	1989-93
Bob Warmack	1972-74
Pat Washington	2013-15
Doug Weaver	1958-59
Keith Weber	1966-68
George Wheeler	1978-82, 87-88
Steve Wilks	2020-21
Casey Woods	2020-21
Eric Wright	1994-95
Mike Wynn	1983-84
Zaven Yarialian	1978-82
David Yost	2001-12
Ray Zingler	1985-88

YEAR-BY-YEAR RESULTS

1890 COACH A.L. McRAE — 2-1

10/20	Picked Team	W	22-6
11/27	at Washington (Mo.)	L	0-28
12/1	Engineers Eleven	W	90-0

1891 COACH HAL REID — 3-1

10/31	vs. Kansas (Kansas City)	L	10-22
11/5	Kansas City YMCA	W	8-0
11/24	Washburn	W	36-6
12/1	Drury	W	54-0

1892 COACH E.H. JONES — 1-2

11/5	vs. Nebraska (at Omaha)	L+	0-6
11/12	Iowa	W	24-0
11/24	vs. Kansas (Kansas City)	L	4-12

+ forfeit victory to Nebraska

1893 COACH H.O. ROBINSON — 4-3

10/14	vs. Baker (Kansas City)	L	0-28
10/22	Denver Athletic Club	L	0-40
11/6	Missouri Valley	W	76-0
11/11	vs. Nebraska (Kansas City)	W	18-12
11/18	at Iowa	L	18-30
11/25	vs. Pastime AC (St. Louis)	W	24-12
11/29	vs. Kansas (Kansas City)	W	12-4

1894 COACH H.O. ROBINSON — 4-3

10/16	Sedalia Athletic Club	W	44-6
10/27	Denver Athletic Club	L	0-26
11/3	vs. Nebraska (Kansas City)	W	18-14
11/10	at Ottawa (KS)	L	0-28
11/29	Iowa	W	32-16
11/31	vs. Kansas (Kansas City)	L	12-18
12/15	at Texas	W	28-0

1895 COACH D.C. BLISS — 7-1

10/7	Sedalia Athletic Club	W	10-0
10/12	Vanderbilt	W	16-0
10/19	vs. Purdue (St. Louis)	W	16-6
10/26	vs. DePauw (St. Louis)	W	38-0
11/2	vs. Nebraska (Omaha)	L	10-12
11/9	vs. Northwestern (St. Louis)	W	22-18
11/18	Iowa	W	34-0
11/28	vs. Kansas (Kansas City)	W	10-6

1896 COACH FRANK PATTERSON — 7-5

10/2	Iowa State	L	0-12
10/12	Tarkio	W	72-0
10/17	vs. Illinois (St. Louis)	L	0-10
10/26	Nebraska	L	4-8
11/7	vs. Vanderbilt (St. Louis)	W	26-6
11/9	Iowa	L	0-12
11/14	at Wentworth Military	W	42-0
11/26	vs. Kansas (Kansas City)	L	0-30
12/12	at Dallas Athletic Club	W	26-0
12/14	at Texas	W	10-0
12/16	at Austin Deaf School	W	39-0
12/21	at San Antonio YMCA	W	29-0

1897 COACH CHARLES YOUNG — 5-6

10/4	Central Missouri	W	10-0
10/9	at Kansas City Medics	L	0-4
10/11	at Central Missouri	L	0-10
10/18	Iowa Wesleyan	W	6-4
10/30	at Nebraska	L	0-41
11/1	at Tarkio	L	0-34
11/2	at Amity	W	8-4
11/5	Westminster	W	60-0
11/13	at Purdue	L	12-30
11/15	at Christian Brothers	W	16-0
11/25	vs. Kansas (Kansas City)	L	0-16

1898 COACH DAVID L. FULTZ — 1-4-1

10/3	Wentworth Military	T	0-0
10/8	at Kansas City Medics	L	0-16
10/17	at Kansas City Medics	W	15-5
10/24	Nebraska	L	6-47
10/29	at Washington (Mo.)	L	12-18
11/24	vs. Kansas (Kansas City)	L	0-12

1899 COACH DAVID L. FULTZ — 9-2

10/1	Central Missouri	W	21-0
10/9	Wentworth Military	W	45-0
10/14	Haskell Institute	W	17-0
10/21	at Nebraska	W	11-0
10/23	at Tarkio	W	23-0
10/24	at Amity	W	18-0
10/28	at Christian Brothers	W	29-0
11/4	at Drake	L	0-11
11/11	Missouri Valley	W	39-0
11/18	at Washington (Mo.)	W	33-11
11/30	vs. Kansas (Kansas City)	L	6-34

1900 COACH FRED MURPHY — 4-4-1

10/1	Kirkville Osteopaths	W	13-0
10/8	Haskell Institute	L	0-11
10/15	Central Missouri	W	11-6
10/20	at Kansas City Medics	L	12-18
10/27	at Washington (Mo.)	W	6-5
10/29	at Missouri S&T	W	12-5
11/5	Nebraska	L	0-12
11/17	at Texas	L	12-18
11/29	vs. Kansas (Kansas City)	T	6-6

1901 COACH FRED MURPHY — 2-6-1

10/5	Kirkville Osteopaths	L	5-22
10/11	Simpson	L	0-10
10/18	at Central Missouri	W+	1-0
10/26	at Drake	L	0-24
11/2	Ottawa	T	6-6
11/9	vs. Nebraska (at Omaha)	L	0-51
11/16	Texas	L	0-11
11/18	Haskell Institute	L	0-19
11/28	vs. Kansas (Kansas City)	W	18-12

+ forfeit victory to Missouri

1902 COACH PAT O'DEA — 5-3

10/11	Simpson	W	11-6
10/18	at Haskell Institute	L	0-40
10/25	vs. Nebraska (St. Joseph)	L	0-12
11/1	Washburn	W	28-0
11/8	at Washington (Mo.)	W	27-0
11/12	Oklahoma	W	22-5
11/20	at Iowa	W	6-0
11/29	vs. Kansas (Kansas City)	L	5-17

1903 COACH JOHN F. McLEAN — 1-7-1

10/3	Missouri S&T	W	40-0
10/12	Grinnell	L	6-15
10/17	Drake	L	0-17
10/23	Simpson	L	0-12
10/31	at Haskell Institute	L	0-12
11/7	at Washington (Mo.)	T	0-0
11/14	Iowa	L	0-16
11/18	Washburn	L	0-6
11/26	vs. Kansas (Kansas City)	L	0-5

1904 COACH JOHN F. McLEAN — 3-6

10/1	Kirkville	W	6-0
10/7	Simpson	W	7-0
10/15	at Haskell Institute	L	0-39
10/22	Transylvania	W	37-6
10/28	Purdue (St. Louis)	L	0-11
11/5	at Washington (Mo.)	L	0-10
11/12	St. Louis	L	0-17
11/16	Washburn	L	0-18
11/25	vs. Kansas (Kansas City)	L	0-29

YEAR-BY-YEAR RESULTS

1905	COACH JOHN F. McLEAN — 5-4			1910	COACH W. HOLLENBECK — 4-2-2			1915	COACH H.F. SCHULTE — 2-5		
9/30	Kirksville	W	6-0	9/30	Monmouth	W	9-0	10/2	Oklahoma State	W	13-6
10/6	Simpson	W	26-0	10/8	Missouri S&T	T	0-0	10/9	at Washington (Mo.)	L	0-13
10/14	Missouri S&T	W	28-0	10/15	Iowa	W	5-0	10/16	Oklahoma	L	0-24
10/21	Haskell Institute	W	6-0	10/22	at Iowa State	L	5-6	10/23	at Iowa State	L	6-14
10/28	Tarkio	W	18-0	10/28	vs. Oklahoma (Joplin)	W	26-0	10/30	Kansas State	T	0-0
11/4	at Purdue	L	0-24	11/5	at St. Louis	L	0-3	11/6	at Northwestern	L	6-24
11/11	St. Louis	L	0-17	11/12	Washington (Mo.)	W	27-3	11/13	Drake	W	41-13
11/18	at Washington (Mo.)	L	10-14	11/24	vs. Kansas (Kansas City)	T	5-5	11/25	Kansas	L	6-8
11/30	vs. Kansas (Kansas City)	L	0-24								
1906	COACH W.M. MONILAW — 5-2-1			1911	COACH CHESTER BREWER — 2-4-2			1916	COACH H.F. SCHULTE — 6-1-1		
10/2	Truman State	W	23-4	9/30	William Jewell	W	15-0	10/7	Central Methodist	W	40-0
10/6	Central Missouri	W	41-2	10/7	Missouri S&T	W	29-0	10/14	Washington (Mo.)	W	13-0
10/13	Missouri S&T	W	26-0	10/21	at Iowa State	L	3-6	10/21	Iowa State	T	0-0
10/20	Drury	W	11-0	10/28	at Nebraska	L	0-34	10/28	at Oklahoma	W	23-14
10/27	at Iowa	L	4-26	11/4	Oklahoma	L	6-14	11/4	Texas	W	3-0
11/10	Arkansas	W	11-0	11/11	at Washington (Mo.)	T	5-5	11/11	at Kansas State	L	6-7
11/19	at Washington (Mo.)	L	0-12	11/18	at St. Louis	L	0-5	11/18	Drake	W	14-0
11/29	vs. Kansas (Kansas City)	T	0-0	11/25	Kansas	T	3-3	11/30	at Kansas	W	13-0
1907	COACH W.J. MONILAW — 7-2			1912	COACH CHESTER BREWER — 5-3			1917	COACH H.F. SCHULTE — 3-5		
10/5	Central Methodist	W	39-0	9/28	Central Methodist	W	55-7	10/6	William Jewell	W	14-6
10/9	at Central Methodist	W	46-0	10/12	Missouri S&T	W	13-0	10/13	Kansas State	L	6-7
10/12	Central Missouri	W	38-6	10/19	Iowa State	L	0-29	10/20	at Iowa State	L	0-15
10/19	at Iowa	L	6-21	10/25	at Oklahoma	W	14-0	10/27	Drake	W	49-0
10/26	William Jewell	W	47-0	11/2	Nebraska	L	0-7	11/3	Oklahoma	L	7-14
11/2	Texas	W	5-4	11/9	at Drake	W	17-14	11/10	at Nebraska	L	0-52
11/9	Tarkio	W	70-6	11/16	Washington (Mo.)	W	33-0	11/17	at Washington (Mo.)	W	19-3
11/16	Washington (Mo.)	W	27-0	11/23	at Kansas	L	3-12	11/29	Kansas	L	3-27
11/28	vs. Kansas (St. Joseph)	L	0-4	1913	COACH CHESTER BREWER — 7-1			1918	No Varsity Schedule		
1908	COACH W.J. MONILAW — 6-2				MISSOURI VALLEY CONF. CHAMPIONS			1919	COACH JOHN F. MILLER — 5-1-2		
10/3	Central Missouri	W	57-6	10/4	Drury	W	69-0		MISSOURI VALLEY CONF. CHAMPIONS		
10/10	Missouri S&T	W	16-0	10/11	at Illinois	L	7-24	10/4	Drury	W	41-12
10/17	Iowa	W	10-5	10/18	Oklahoma	W	20-17	10/11	at Kansas State	T	6-6
10/24	Westminster	W	58-0	10/25	at Iowa State	W	21-13	10/18	Iowa State	W	10-0
10/31	Iowa State	L	0-16	11/1	Missouri S&T	W	44-13	10/25	Drake	W	3-0
11/11	at Drake	W	11-8	11/8	Drake	W	10-0	11/1	at Oklahoma	T	6-6
11/14	Washington (Mo.)	W	40-0	11/15	at Washington (Mo.)	W	19-0	11/8	Nebraska	L	5-12
11/28	Kansas	L	4-10	11/22	Kansas	W	3-0	11/15	at Washington (Mo.)	W	7-0
1909	COACH WILLIAM R. ROPER — 7-0			1914	COACH H.F. SCHULTE — 5-3			11/27	at Kansas	W	13-6
	MISSOURI VALLEY CONF. CHAMPIONS			10/3	Missouri S&T	L	0-9	1920	COACHES J. MILLER/J. PHELAN — 7-1		
10/1	Monmouth	W	12-6	10/10	William Jewell	W	46-0	10/2	Missouri Wesleyan	W	41-0
10/9	Kansas State	W	3-0	10/17	at Oklahoma	L	0-13	10/9	at St. Louis	W	44-0
10/16	Missouri S&T	W	13-0	10/24	Iowa State	L	0-6	10/16	at Iowa State	W	14-2
10/23	at Iowa State	T	6-6	10/31	Kansas State	W	13-3	10/23	at Drake	W	10-7
10/30	at Iowa	W	13-12	11/7	at Drake	W	33-7	10/30	Oklahoma	L	7-28
11/6	at Washington (Mo.)	W	5-0	11/14	Washington (Mo.)	W	26-3	11/6	Kansas State	W	10-7
11/13	Drake	W	22-6	11/21	Kansas	W	10-7	11/13	Washington (Mo.)	W	14-10
11/25	vs. Kansas (Kansas City)	W	12-6					11/25	Kansas	W	16-7

YEAR-BY-YEAR RESULTS

1921	COACH JAMES PHELAN — 6-2			1926	COACH GWINN HENRY — 5-1-2			1931	COACH GWINN HENRY — 2-8		
10/1	Oklahoma State	W	36-0	10/2	Tulane	T	0-0	10/3	at Texas	L	0-31
10/8	at St. Louis	W	32-0	10/9	at Nebraska	W	14-7	10/10	Kansas State	L	7-20
10/15	Iowa State	W	17-14	10/16	SMU	T	7-7	10/17	at Colorado	L	7-9
10/22	at Kansas State	L	5-7	10/23	at Iowa State	W	7-3	10/24	at Iowa State	L	0-20
10/29	Drake	W	6-0	10/30	at West Virginia	W	27-0	10/31	Nebraska	L	7-10
11/5	at Washington (Mo.)	W	7-0	11/6	at Oklahoma	L	7-10	11/6	at Drake	W	32-20
11/12	Oklahoma	W	24-14	11/13	Washington (Mo.)	W	45-6	11/14	Oklahoma	W	7-0
11/24	at Kansas	L	9-15	11/20	Kansas	W	15-0	11/21	at Kansas	L	0-14
								11/28	vs. Temple (Kansas City)	L	6-38
								12/5	at St. Louis	L	6-21
1922	COACH THOMAS KELLY — 5-3			1927	COACH GWINN HENRY — 7-2			1932	COACH FRANK CARIDED — 1-7-1		
10/7	Grinnell	W	23-0		MISSOURI VALLEY CONF. CHAMPIONS			10/1	at Northwestern	L	0-27
10/14	at Iowa State	W	6-3	10/1	Kansas State	W	13-6	10/8	Texas	L	0-65
10/21	at Nebraska	L	0-48	10/8	Nebraska	W	7-6	10/15	at Kansas State	L	0-25
10/28	at St. Louis	W	9-0	10/15	at Washington (Mo.)	W	13-0	10/22	Iowa State	T	0-0
11/4	Kansas State	L	10-13	10/22	at SMU	L	9-32	10/29	Washington (Mo.)	L	6-14
11/11	at Oklahoma	L	14-18	10/24	at Northwestern	W	34-19	11/5	at Oklahoma	W	14-6
11/18	Washington (Mo.)	W	27-0	11/5	West Virginia	W	13-0	11/12	Kansas	L	0-7
11/30	Kansas	W	9-7	11/11	at Iowa State	W	13-6	11/24	at Nebraska	L	6-21
				11/19	at Kansas	L	7-14	12/3	at St. Louis	L	6-19
				11/24	Oklahoma	W	20-7				
1923	COACH GWINN HENRY — 2-3-3			1928	COACH GWINN HENRY — 4-4			1933	COACH FRANK CARIDED — 1-8		
10/6	Missouri State	W	10-0	10/13	Centre (Ky.)	W	60-0	10/6	Central Methodist	W	31-0
10/13	Iowa State	L	0-2	10/20	Iowa State	W	28-19	10/7	Truman State	L	6-26
10/20	at St. Louis	T	0-0	10/27	at Nebraska	L	0-24	10/14	Kansas State	L	0-33
10/27	Nebraska	T	7-7	11/3	Drake	L	0-6	10/21	at St. Louis	L	7-13
11/3	at Kansas State	W	4-2	11/10	at Kansas State	W	19-6	10/28	at Iowa State	L	7-14
11/10	Oklahoma	L	0-13	11/17	at NYU	L	6-27	11/4	Nebraska	L	0-26
11/17	at Washington (Mo.)	L	7-13	11/24	Kansas	W	25-6	11/11	Oklahoma	L	0-21
11/24	at Kansas	T	3-3	11/29	at Oklahoma	L	0-14	11/18	at Washington (Mo.)	L	7-33
								11/30	at Kansas	L	0-27
1924	COACH GWINN HENRY — 7-2			1929	COACH GWINN HENRY — 5-2-1			1934	COACH FRANK CARIDED — 0-8-1		
	MISSOURI VALLEY CONF. CHAMPIONS			10/12	at Iowa State	W	19-0	10/6	at Colorado	T	0-0
10/4	at Chicago	W	3-0	10/19	Drake	W	20-0	10/13	Iowa State	L	0-13
10/11	Missouri Wesleyan	W	14-0	10/26	Nebraska	T	7-7	10/20	St. Louis	L	0-7
10/18	at Iowa State	W	7-0	11/2	Kansas State	L	6-7	10/27	at Chicago	L	6-19
10/25	Kansas State	W	14-7	11/9	at Washington (Mo.)	W	6-0	11/3	at Oklahoma	L	0-31
11/1	at Nebraska	L	6-14	11/16	at NYU	L	0-14	11/10	at Kansas State	L	0-29
11/8	at Oklahoma	W	10-0	11/23	at Kansas	W	7-0	11/17	Washington (Mo.)	L	13-40
11/15	Washington (Mo.)	W	35-0	11/28	Oklahoma	W	13-0	11/24	at Nebraska	L	6-13
11/27	Kansas	W	14-0					11/29	Kansas	L	0-20
	<i>Christmas Festival (Los Angeles)</i>			1930	COACH GWINN HENRY — 2-5-2			1935	COACH DON FAUROT — 3-3-3		
12/25	at USC	L	7-20	10/4	Colorado	L	0-9	9/28	William Jewell	W	39-0
				10/11	at St. Louis	L	0-20	10/5	Central Missouri	W	7-0
1925	COACH GWINN HENRY — 6-1-1			10/18	at NYU	L	0-38	10/12	Colorado	W	20-6
	MISSOURI VALLEY CONF. CHAMPIONS			10/25	Drake	W	14-13	10/26	at Iowa State	T	6-6
10/3	at Tulane	T	6-6	11/1	at Kansas State	L	13-20	11/2	Nebraska	L	6-19
10/10	Nebraska	W	9-6	11/8	Iowa State	W	14-0	11/9	Oklahoma	L	6-20
10/17	Missouri S&T	W	32-0	11/15	at Nebraska	T	0-0	11/16	at Washington (Mo.)	L	6-19
10/24	at Kansas State	W	3-0	11/22	Kansas	L	0-32	11/23	Kansas State	T	7-7
10/31	Iowa State	W	23-8	11/27	at Oklahoma	T	0-0	11/28	at Kansas	T	0-0
11/7	at Washington (Mo.)	W	14-0								
11/14	Oklahoma	W	16-14								
11/21	at Kansas	L	7-10								

YEAR-BY-YEAR RESULTS



THE ASSOCIATED PRESS RANKINGS

Beginning in 1936, the Associated Press polled a group of broadcasters and sports writers from around the nation, asking them to rank the various college football teams. Although other polls have come and gone, the AP's is the only one that has run in the nation's newspapers every year since 1936. From this point forward, AP rankings for Missouri and its opponents are listed. A number in parenthesis appearing before an opponent's name indicates Missouri's ranking. A number in parenthesis appearing after an opponent's name is its ranking. "R" indicates a team was receiving votes.

1936 COACH DON FAUROT — 6-2-1

10/3	SEMO	W	20-0
10/10	at Kansas State	T	7-7
10/17	at Michigan State	L	0-13
10/24	Iowa State	W	10-0
10/31	at Nebraska [11]	L	0-20
11/7	at St. Louis	W	13-7
11/14	at Oklahoma	W	21-14
11/21	Washington (Mo.)	W	17-10
11/26	Kansas	W	19-3

1937 COACH DON FAUROT — 3-6-1

10/2	at Colorado	L	6-14
10/9	Kansas State	W	14-7
10/16	Michigan State	L	0-2
10/23	Nebraska [8]	L	0-7
10/30	at Iowa State	W	12-0
11/6	at St. Louis	L	7-14
11/13	Oklahoma	L	0-7
11/20	at Washington (Mo.)	W	3-0
11/25	at Kansas	T	0-0
11/27	at UCLA	L	0-13

1938 COACH DON FAUROT — 6-3

10/1	Colorado	W	14-7
10/8	at Kansas State	L	13-21
10/15	Iowa State	L	13-16
10/22	at Washington (Mo.)	W	13-0
10/29	at Nebraska	W	13-10
11/5	Michigan State	W	6-0
11/12	at Oklahoma [10]	L	0-21
11/19	at St. Louis	W	26-0
11/24	Kansas	W	13-7

1939 COACH DON FAUROT — 8-2

BIG SIX CONFERENCE CHAMPIONS			
9/30	Colorado	W	30-0
10/7	at Ohio State	L	0-19
10/14	at Washington (Mo.)	W	14-0
10/21	Kansas State	W	9-7
10/28	at Iowa State	W	21-6
11/4	Nebraska [10]	W	27-13
11/11	at NYU [17]	W	20-7
11/18	[12] Oklahoma [5]	W	7-6
11/25	[10] at Kansas	W	20-0
<i>Orange Bowl (Miami, Fla.)</i>			
1/1	[6] vs. Georgia Tech [16]	L	7-21

FINAL RANKING — 6th [AP]

1940 COACH DON FAUROT — 6-3

9/28	St. Louis	W	40-26
10/5	at Pittsburgh	L	13-19
10/12	at Kansas State	W	24-13
10/19	Iowa State	W	30-14
10/26	at Nebraska [18]	L	7-20
11/2	NYU	W	33-0
11/9	at Colorado	W	21-6
11/16	at Oklahoma	L	0-7
11/21	Kansas	W	45-20

1941 COACH DON FAUROT — 8-2

BIG SIX CONFERENCE CHAMPIONS			
9/27	at Ohio State	L	7-12
10/4	Colorado	W	21-6
10/11	Kansas State	W	35-0
10/18	at Iowa State	W	39-13
10/25	Nebraska	W	6-0
11/1	[19] at Michigan State	W	19-0
11/8	[17] at NYU	W	26-0
11/15	[16] Oklahoma	W	28-0
11/22	[8] at Kansas	W	45-6
<i>Sugar Bowl (New Orleans, La.)</i>			
1/1	[7] vs. Fordham [6]	L	0-2

FINAL RANKING — 7th [AP]

1942 COACH DON FAUROT — 8-3-1

BIG SIX CONFERENCE CHAMPIONS			
9/19	Fort Riley (St. Joseph)	W	31-0
9/26	St. Louis	W	38-7
10/3	Colorado	W	26-13
10/10	at Wisconsin	L	9-17
10/17	at Kansas State	W	46-2
10/24	Iowa State	W	45-6
10/31	vs. Great Lakes NTS (St. Louis)	L	0-17
11/7	Nebraska	W	26-6
11/14	at Oklahoma	T	6-6
11/21	at Fordham	L	12-20
11/26	Kansas	W	42-13
12/5	vs. Iowa Navy Pre-Flight (Kansas City)	W	7-0

1943 COACH CHAUNCEY SIMPSON — 3-5

9/25	at Minnesota	L	13-26
10/2	at Ohio State	L	6-27
10/9	Kansas State	W	47-14
10/16	vs. Iowa Navy Pre-Flight [7] (Kansas City)	L	6-21
10/30	Nebraska	W	54-20
11/6	at Iowa State	W	25-7
11/13	Oklahoma	L	13-20
11/20	at Kansas	L	6-7

1944 COACH CHAUNCEY SIMPSON — 3-5-2

9/23	vs. Arkansas (St. Louis)	L	6-7
9/30	at Ohio State	L	0-54
10/7	at Kansas State	W	33-0
10/14	at Minnesota	L	27-39
10/21	Iowa State	T	21-21
10/28	at Nebraska	L	20-24
11/4	Michigan State	W	13-7
11/11	at Oklahoma	T	21-21
11/18	Iowa Navy Pre-Flight [7]	L	7-51
11/23	vs. Kansas (Kansas City)	W	28-0

1945 COACH CHAUNCEY SIMPSON — 6-4

BIG SIX CONFERENCE CHAMPIONS			
9/22	at Minnesota	L	0-34
9/29	at Ohio State	L	6-47
10/6	at SMU	W	10-7
10/13	at Iowa State	W	13-7
10/20	Kansas State	W	41-7
10/27	Nebraska	W	19-0
11/3	at Michigan State	L	7-14
11/17	Oklahoma [14]	W	14-6
11/24	[16] vs. Kansas (Kansas City)	W	33-12
<i>Cotton Bowl (Dallas, Texas)</i>			
1/1	[14] vs. Texas [10]	L	27-40

1946 COACH DON FAUROT — 5-4-1

9/21	at Texas	L	0-42
9/28	at Ohio State	T	13-13
10/4	at St. Louis	W	19-14
10/12	at Kansas State	W	26-0
10/19	Iowa State	W	33-13
10/26	SMU	L	0-17
11/2	at Nebraska	W	21-20
11/9	Colorado	W	21-0
11/16	at Oklahoma	L	6-27
11/28	Kansas	L	19-20

YEAR-BY-YEAR RESULTS

1947 COACH DON FAUROT — 6-4

9/20	St. Louis	W	19-0
9/27	at Ohio State	L	7-13
10/4	at SMU	L	19-35
10/11	at Colorado	W	21-0
10/18	Kansas State	W	47-7
10/25	at Iowa State	W	26-7
11/1	Nebraska	W	47-6
11/8	at Duke [13]	W	28-7
11/15	[17] Oklahoma	L	12-21
11/22	at Kansas [17]	L	14-20

1948 COACH DON FAUROT — 8-3

9/25	at Ohio State	L	7-21
10/1	at St. Louis	W	60-7
10/9	SMU [4]	W	20-14
10/16	[12] at Navy	W	35-14
10/23	[9] Iowa State	W	49-7
10/30	[8] at Kansas State	W	49-7
11/8	[9] at Oklahoma [15]	L	7-41
11/13	[20] Colorado	W	27-13
11/20	at Nebraska	W	33-6
11/25	Kansas	W	21-7
	<i>Gator Bowl (Jacksonville, Fla.)</i>		
1/1	vs. Clemson [11]	L	23-24

1949 COACH DON FAUROT — 7-4

9/24	at Ohio State	L	34-35
10/1	at SMU	L	27-28
10/8	[20] Oklahoma State	W	21-7
10/15	at Illinois	W	27-20
10/22	[18] at Iowa State	W	32-0
10/29	[16] Nebraska	W	21-20
11/5	at Colorado	W	20-13
11/12	Oklahoma [3]	L	7-27
11/19	at Kansas	W	34-28
11/24	Kansas State	W	34-27
	<i>Gator Bowl (Jacksonville, Fla.)</i>		
1/2	[20] vs. Maryland [14]	L	7-20

FINAL RANKING — T-20th (AP)

1950 COACH DON FAUROT — 4-5-1

9/30	[17] Clemson	L	0-34
10/7	SMU [3]	L	0-21
10/14	at Kansas State	W	28-7
10/21	Iowa State	T	20-20
10/28	at Oklahoma State	W	27-0
11/4	at Nebraska	L	34-40
11/11	Colorado	W	21-19
11/18	at Oklahoma [2]	L	7-41
11/23	Kansas	W	20-6
12/1	at Miami (Fla.) [15]	L	9-27

1951 COACH DON FAUROT — 3-7

9/22	Fordham	L	20-34
9/29	Oklahoma A&M	W	27-26
10/6	at SMU	L	0-34
10/13	at Colorado	L	13-34
10/20	at Iowa State	L	14-21
10/27	Nebraska	W	35-19
11/3	at Maryland [4]	L	0-35
11/10	Oklahoma [10]	L	20-34
11/17	Kansas State	W+	12-14
12/1	at Kansas	L	28-41

+ forfeit victory to Missouri

1952 COACH DON FAUROT — 5-5

9/20	Maryland [2]	L	10-13
9/27	at California [8]	L	14-28
10/4	at Kansas State	W	26-0
10/11	SMU	L	7-25
10/18	at Oklahoma State	L	7-14
10/25	Iowa State	W	19-0
11/1	at Nebraska	W	10-6
11/8	Colorado	W	27-7
11/15	at Oklahoma [8]	L	7-47
11/22	Kansas [18]	W	20-19

1953 COACH DON FAUROT — 6-4

9/14	Maryland [9]	L	6-20
9/26	Purdue	W	14-7
10/3	at Colorado	W	27-16
10/10	at SMU	L	7-20
10/17	at Iowa State	L	6-13
10/24	Nebraska	W	23-7
10/31	at Indiana	W	14-7
11/7	Oklahoma [8]	L	7-14
11/14	Kansas State	W	16-6
11/21	at Kansas	W	10-6

1954 COACH DON FAUROT — 4-5-1

9/25	at Purdue	L	0-31
10/2	at Kansas State	W	35-7
10/9	SMU	L	6-25
10/16	Indiana	W	20-14
10/23	Iowa State	W	32-14
10/30	at Nebraska	L	19-25
11/6	Colorado	T	19-19
11/13	at Oklahoma [3]	L	13-34
11/20	Kansas	W	41-18
11/25	at Maryland [10]	L	13-74

1955 COACH DON FAUROT — 1-9

9/17	Maryland [5]	L	12-13
9/24	at Michigan [4]	L	7-42
10/1	Utah	L	14-20
10/7	at SMU	L	6-13
10/15	at Iowa State	L	14-20
10/22	Nebraska	L	12-18
10/29	at Colorado	W	20-12
11/5	Oklahoma [2]	L	0-20
11/12	Kansas State	L	0-21
11/19	at Kansas	L	7-13

1956 COACH DON FAUROT — 4-5-1

9/22	Oregon State	L	13-19
9/29	at Purdue	L	7-16
10/6	SMU	L	27-33
10/13	North Dakota State	W	42-0
10/20	at Kansas State	W	20-6
10/27	Iowa State	W	34-0
11/3	at Nebraska	L	14-15
11/10	Colorado [18]	T	14-14
11/17	at Oklahoma [2]	L	14-67
12/1	Kansas	W	15-13

1957 COACH FRANK BROYLES — 5-4-1

9/21	at Vanderbilt	T	7-7
9/28	Arizona	W	35-13
10/5	Texas A&M [5]	L	0-28
10/12	at SMU	W	7-6
10/19	at Iowa State	W	35-13
10/26	Nebraska	W	14-13
11/2	at Colorado [18]	W	9-6
11/9	[19] Oklahoma [2]	L	14-39
11/16	Kansas State	L	21-23
11/23	at Kansas	L	7-9

1958 COACH DAN DEVINE — 5-4-1

9/20	Vanderbilt	L	8-12
9/27	Idaho	W	14-10
10/4	at Texas A&M	L	0-12
10/11	SMU [18]	L	19-32
10/18	at Kansas State	W	32-8
10/25	Iowa State	W	14-6
11/1	at Nebraska	W	31-0
11/8	Colorado	W	33-9
11/15	at Oklahoma [6]	L	0-39
11/22	Kansas	T	13-13

YEAR-BY-YEAR RESULTS

1959 COACH DAN DEVINE — 6-5

9/19	Penn State	L	8-19
9/26	at Michigan	W	20-15
10/3	at Iowa State	W	14-0
10/10	at SMU (15)	L	2-23
10/17	Oklahoma	L	0-23
10/24	Nebraska	W	9-0
10/31	at Colorado	L	20-21
11/7	Air Force (18)	W	13-0
11/14	Kansas State	W	26-0
11/21	at Kansas	W	13-9
	<i>Orange Bowl (Miami, Fla.)</i>		
1/1	(18) vs. Georgia (5)	L	0-14

FINAL RANKING — 18th (AP), 19th (UPI)

1960 COACH DAN DEVINE — 11-0

BIG EIGHT CONFERENCE CHAMPIONS

9/17	SMU	W	20-0
9/24	(16) Oklahoma State	W	28-7
10/1	(19) at Penn State (20)	W	21-8
10/8	(11) vs. Air Force	W	34-8
	(at Denver)		
10/15	(6) at Kansas State	W	45-0
10/22	(5) Iowa State	W	34-8
10/29	(5) at Nebraska	W	28-0
11/5	(2) Colorado (18)	W	16-6
11/12	(2) at Oklahoma	W	41-19
11/19	(1) Kansas	W+	7-23
	<i>Orange Bowl (Miami, Fla.)</i>		
1/2	(5) vs. Navy (4)	W	21-14

FINAL RANKING — 5th (AP), 4th (UPI)

+ forfeit victory to Missouri

1961 COACH DAN DEVINE — 7-2-1

9/23	(R) Washington State	W	28-6
9/30	(R) at Minnesota (R)	W	6-0
10/7	(R) California	T	14-14
10/14	at Oklahoma State	W	10-0
10/21	(R) at Iowa State	W	13-7
10/28	(R) Nebraska	W	10-0
11/4	(10) at Colorado (8)	L	6-7
11/11	(10) Oklahoma	L	0-7
11/18	(R) Kansas State	W	27-9
11/25	(R) at Kansas	W	10-7

FINAL RANKING — 11th (AP), 11th (UPI)

1962 COACH DAN DEVINE — 8-1-2

9/22	(R) at California (R)	W	21-10
9/29	(10) at Minnesota	T	0-0
10/6	(R) Arizona	W	17-7
10/13	(R) at Kansas State	W	32-0
10/20	(R) Oklahoma State	W	23-6
10/27	(R) Iowa State	W	21-6
11/3	(R) at Nebraska (R)	W	16-7
11/10	(7) Colorado	W	57-0
11/17	(6) at Oklahoma (R)	L	0-13
11/24	(R) Kansas	T	3-3
	<i>Bluebonnet Bowl (Houston, Texas)</i>		
12/22	vs. Georgia Tech	W	14-10

FINAL RANKING — 12th (UPI)

1963 COACH DAN DEVINE — 7-3

9/21	Northwestern (7)	L	12-23
9/28	at Arkansas (8)	W	7-6
10/5	Idaho	W	24-0
10/12	(R) Kansas State	W	21-11
10/19	(R) at Oklahoma State	W	28-6
10/26	(R) at Iowa State	W	7-0
11/2	(R) Nebraska (R)	L	12-13
11/9	at Colorado	W	28-7
11/16	Oklahoma (5)	L	3-13
11/30	at Kansas	W	9-7

FINAL RANKING — 16th (UPI)

1964 COACH DAN DEVINE — 6-3-1

9/19	(R) at California	L	14-21
9/26	Utah	W	23-6
10/3	Oklahoma State	L	7-10
10/10	at Kansas State	W	7-0
10/17	at Air Force	W	17-7
10/24	Iowa State	W	10-0
10/31	at Nebraska (5)	L	0-9
11/7	Colorado	W	16-7
11/14	at Oklahoma	T	14-14
11/21	Kansas	W	34-14

FINAL RANKING — 18th (UPI)

1965 COACH DAN DEVINE — 8-1-2

9/18	(R) Kentucky (R)	L	0-7
9/25	at Oklahoma State	W	13-0
10/2	at Minnesota	W	17-6
10/9	(R) Kansas State	W	28-6
10/16	(R) UCLA	T	14-14
10/23	(R) at Iowa State	W	23-7
10/30	(R) Nebraska (3)	L	14-16
11/6	(9) at Colorado	W	20-7
11/13	(9) Oklahoma	W	30-0
11/20	(8) at Kansas	W	44-20
	<i>Sugar Bowl (New Orleans, La.)</i>		
1/1	(6) vs. Florida (R)	W	20-18

FINAL RANKING — 6th (AP), 6th (UPI)

1966 COACH DAN DEVINE — 6-3-1

9/17	(R) Minnesota	W	24-0
9/24	(R) at Illinois	W	21-14
10/1	(R) at UCLA (2)	L	15-24
10/8	(R) at Kansas State	W	27-0
10/15	(R) Oklahoma State	W	7-0
10/22	Iowa State	T	10-10
10/29	at Nebraska (8)	L	0-35
11/5	Colorado	L	0-26
11/12	at Oklahoma	W	10-7
11/19	Kansas	W	7-0

1967 COACH DAN DEVINE — 7-3

9/23	SMU (R)	W	21-0
9/30	(R) at Northwestern (R)	W	13-6
10/7	(R) Arizona	W	17-3
10/14	(R) at Colorado (6)	L	9-23
10/21	at Iowa State	W	23-7
10/28	(R) Oklahoma (R)	L	0-7
11/4	at Oklahoma State	W	7-0
11/11	Kansas State	W	28-6
11/18	Nebraska (R)	W	10-7
11/25	(R) at Kansas	L	6-17

1968 COACH DAN DEVINE — 8-3

9/21	at Kentucky	L	6-12
9/28	at Illinois	W	44-0
10/5	Army	W	7-3
10/12	Colorado	W	27-14
10/19	(20) at Nebraska (13)	W	16-14
10/26	(14) at Kansas State	W	56-20
11/2	(10) Oklahoma State	W	42-7
11/9	(8) Iowa State	W	42-7
11/16	(6) at Oklahoma	L	14-28
11/23	(13) Kansas (7)	L	19-21
	<i>Gator Bowl (Jacksonville, Fla.)</i>		
12/28	(16) vs. Alabama (12)	W	35-10

FINAL RANKING — 9th (AP), 17th (UPI)

1969 COACH DAN DEVINE — 9-2

BIG EIGHT CONF. CO-CHAMPIONS

9/11	(10) Air Force	W	19-17
9/27	(11) vs. Illinois (St. Louis)	W	37-6
10/4	(9) at Michigan (13)	W	40-17
10/11	(7) Nebraska (20)	W	17-7
10/18	(6) Oklahoma State	W	31-21
10/25	(5) at Colorado	L	24-31
11/1	(14) Kansas State	W	41-38
11/8	(9) Oklahoma (20)	W	44-10
11/15	(8) at Iowa State	W	40-13
11/22	(7) at Kansas	W	69-21
	<i>Orange Bowl (Miami, Fla.)</i>		
1/1	(6) vs. Penn State (2)	L	3-10

FINAL RANKING — 6th (AP), 6th (UPI)

YEAR-BY-YEAR RESULTS

1970 COACH DAN DEVINE — 5-6

9/11	[11] vs. Baylor (St. Louis)	W	38-0
9/19	[10] Minnesota	W	34-12
9/26	[9] vs. Air Force [20] (STL)	L	14-37
10/3	[20] at Oklahoma State	W	40-20
10/10	[16] at Nebraska [6]	L	7-21
10/17	[18] Notre Dame [3]	L	7-24
10/24	Colorado [19]	W	30-16
10/31	[17] at Kansas State	L	13-17
11/7	at Oklahoma	L	13-28
11/14	Iowa State	L	19-31
11/21	Kansas	W	28-17

1971 COACH AL ONOFRIO — 1-10

9/11	Stanford [19]	L	0-19
9/18	at Air Force	L	6-7
9/25	SMU	W	24-12
10/2	at Army	L	6-22
10/9	Nebraska [1]	L	0-36
10/16	Oklahoma State	L	16-37
10/23	at Colorado [11]	L	7-27
10/30	Kansas State	L	12-28
11/6	Oklahoma [2]	L	3-20
11/13	at Iowa State	L	17-45
11/20	at Kansas	L	2-7

1972 COACH AL ONOFRIO — 6-6

9/9	Oregon	W	24-22
9/23	Baylor	L	0-27
9/30	California	W	34-27
10/7	at Oklahoma State	L	16-17
10/14	at Nebraska [6]	L	0-62
10/21	at Notre Dame [8]	W	30-26
10/28	Colorado [7]	W	20-17
11/4	[16] at Kansas State	W	31-14
11/11	[14] at Oklahoma [7]	L	6-17
11/18	[19] Iowa State [12]	W	6-5
11/25	[16] Kansas	L	17-28
	<i>Fiesta Bowl (Tempe, Ariz.)</i>		
12/23	vs. Arizona State [15]	L	35-49

1973 COACH AL ONOFRIO — 8-4

9/15	Ole Miss	W	17-0
9/22	[20] Virginia	W	31-7
9/29	[20] at North Carolina	W	27-14
10/6	[15] at SMU [19]	W	17-7
10/13	[12] Nebraska [2]	W	13-12
10/20	[7] Oklahoma State	W	13-9
10/27	[7] at Colorado	L	13-17
11/3	[12] Kansas State	W	31-7
11/10	[10] Oklahoma [3]	L	3-31
11/17	[14] at Iowa State	L	7-17
11/24	[19] at Kansas [20]	L	13-14
	<i>Sun Bowl (El Paso, Texas)</i>		
12/29	vs. Auburn	W	34-17

FINAL RANKING — 17th (AP)**1974 COACH AL ONOFRIO — 7-4**

9/14	[18] at Ole Miss	L	0-10
9/21	Baylor	W	28-21
9/28	Arizona State [7]	W	9-0
10/5	at Wisconsin	L	20-59
10/12	at Nebraska [12]	W	21-10
10/19	at Oklahoma State	L	7-31
10/26	Colorado	W	30-24
11/2	at Kansas State	W	52-15
11/9	at Oklahoma [2]	L	0-37
11/16	Iowa State	W	10-7
11/23	Kansas	W	27-3

1975 COACH AL ONOFRIO — 6-5

9/8	at Alabama [2] (Birmingham)	W	20-7
9/20	[5] at Illinois	W	30-20
9/27	[5] Wisconsin	W	27-21
10/4	[5] at Michigan [12]	L	7-31
10/11	[12] Oklahoma State [14]	W	41-14
10/18	[10] at Colorado [12]	L	20-31
10/25	[15] Kansas State	W	35-3
11/1	[12] Nebraska [3]	L	7-30
11/8	[19] at Iowa State	W	44-14
11/15	[18] Oklahoma [6]	L	27-28
11/22	[18] at Kansas	L	24-42

1976 COACH AL ONOFRIO — 6-5

9/11	at USC [8]	W	46-25
9/18	[6] Illinois	L	6-31
9/25	at Ohio State [2]	W	22-21
10/2	[12] North Carolina	W	24-3
10/9	[9] at Kansas State	W	28-21
10/16	[7] Iowa State	L	17-21
10/23	[17] at Nebraska [3]	W	34-24
10/30	[10] at Okla. State [16]	L	19-20
11/6	[16] Colorado [14]	W	16-7
11/13	[11] at Oklahoma [14]	L	20-27
11/20	[19] Kansas	L	14-41

1977 COACH AL ONOFRIO — 4-7

9/10	USC [4]	L	10-27
9/17	at Illinois	L	7-11
9/24	California	L	21-28
10/1	at Arizona State [20]	W	15-0
10/8	at Iowa State	L	0-7
10/15	Oklahoma [7]	L	17-21
10/22	Kansas State	W	28-13
10/29	at Colorado [15]	W	24-14
11/5	Nebraska [11]	L	10-21
11/12	Oklahoma State	W	41-14
11/19	at Kansas	L	22-24

1978 COACH WARREN POWERS — 8-4

9/9	at Notre Dame [5]	W	3-0
9/16	[11] Alabama [1]	L	20-38
9/23	[17] Ole Miss	W	45-14
9/30	[14] at Oklahoma [1]	L	23-45
10/7	Illinois	W	45-3
10/14	[19] Iowa State [20]	W	26-13
10/21	[13] at Kansas State	W	56-14
10/28	[13] Colorado	L	27-28
11/4	at Oklahoma State	L	20-35
11/11	Kansas	W	48-0
11/18	at Nebraska [2]	W	35-31
	<i>Liberty Bowl (Memphis, Tenn.)</i>		
12/23	vs. [18] LSU	W	20-15

FINAL RANKING — 15th (AP), 14th (UPI)**1979 COACH WARREN POWERS — 7-5**

9/8	[12] San Diego State	W	45-15
9/15	[11] at Illinois	W	14-6
9/22	[9] at Ole Miss	W	33-7
9/29	[5] Texas [4]	L	0-21
10/13	[15] Oklahoma State	L	13-14
10/20	at Colorado	W	13-7
10/27	Kansas State	L	3-19
11/3	Nebraska [2]	L	20-23
11/10	at Iowa State	W	18-9
11/17	Oklahoma [7]	L	22-24
11/24	at Kansas	W	55-7
	<i>Hall of Fame Bowl (Birmingham, Ala.)</i>		
12/29	vs. South Carolina [16]	W	24-14

FINAL RANKING — 20th (UPI)**1980 COACH WARREN POWERS — 8-4**

9/13	[17] New Mexico	W	47-16
9/20	[15] Illinois	W	52-7
9/27	[12] at San Diego State	W	31-7
10/4	[9] Penn State [17]	L	21-29
10/11	[19] at Oklahoma State	W	30-7
10/18	[16] Colorado	W	45-7
10/25	[16] at Kansas State	W	13-3
11/1	[15] at Nebraska [8]	L	16-38
11/8	Iowa State	W	14-10
11/15	at Oklahoma [10]	L	7-17
11/22	Kansas	W	31-6
	<i>Liberty Bowl (Memphis, Tenn.)</i>		
12/27	vs. Purdue	L	25-28

YEAR-BY-YEAR RESULTS

1981 COACH WARREN POWERS — 8-4

9/12	Army	W	24-10
9/19	Rice	W	42-10
9/26	Louisville	W	34-3
10/3	at Mississippi State (9)	W	14-3
10/10	[13] Kansas State	W	58-13
10/17	(8) at Iowa State	L	13-34
10/24	(19) Nebraska (15)	L	0-6
10/31	Oklahoma State	L	12-16
11/7	at Colorado	W	30-14
11/14	Oklahoma (15)	W	19-14
11/21	at Kansas	L	11-19
	<i>Tangerine Bowl (Orlando, Fla.)</i>		
12/19	vs. Southern Miss (18)	W	19-17

FINAL RANKING — 19th (AP), 20th (UPI)

1982 COACH WARREN POWERS — 5-4-2

9/4	Colorado State	W	28-14
9/11	Army	W	23-10
9/25	at Texas (17)	L	0-21
10/2	East Carolina	W	28-9
10/9	at Kansas State	T	7-7
10/16	Iowa State	T	17-17
10/23	at Nebraska (5)	L	19-23
10/30	at Oklahoma State	L	20-30
11/6	Colorado	W	35-14
11/13	at Oklahoma (15)	L	14-41
11/20	Kansas	W	16-10

1983 COACH WARREN POWERS — 7-5

9/10	Illinois	W	28-18
9/17	at Wisconsin	L	20-21
9/24	Utah State	W	17-10
10/1	East Carolina	L	6-13
10/8	at Colorado	W	59-20
10/15	Nebraska (1)	L	13-34
10/22	Kansas State	W	38-0
10/29	at Iowa State	W	41-18
11/5	Oklahoma (11)	W	10-0
11/12	Oklahoma State	W	16-10
11/19	(19) at Kansas	L	27-37
	<i>Holiday Bowl (San Diego, Calif.)</i>		
12/23	vs. Brigham Young (9)	L	17-21

1984 COACH WARREN POWERS — 3-7-1

9/8	at Illinois	L	24-30
9/15	Wisconsin	L	34-35
9/22	Mississippi State	W	47-30
9/29	Notre Dame (19)	L	14-16
10/6	Colorado	W	52-7
10/13	at Nebraska (6)	L	23-33
10/20	at Kansas State	W	61-21
10/27	Iowa State	T	14-14
11/3	at Oklahoma (9)	L	7-49
11/10	at Oklahoma State (4)	L	13-31
11/17	Kansas	L	21-35

1985 COACH WOODY WIDENHOFER — 1-10

9/14	Northwestern	L	23-27
9/21	at Texas	L	17-21
9/28	Indiana	L	17-36
10/5	California	L	32-39
10/12	at Colorado	L	7-38
10/19	Nebraska (9)	L	20-28
10/26	Kansas State	L	17-20
11/2	at Iowa State	W	28-27
11/9	Oklahoma (7)	L	6-51
11/16	Oklahoma State (10)	L	19-21
11/23	at Kansas	L	20-34

1986 COACH WOODY WIDENHOFER — 3-8

9/13	Utah State	W	24-10
9/20	Texas	L	25-27
9/27	Indiana	L	24-41
10/4	at Syracuse	L	9-41
10/11	Colorado	L	12-17
10/18	at Nebraska (3)	L	17-48
10/25	at Kansas State	W	17-6
11/1	Iowa State	L	14-37
11/8	at Oklahoma (4)	L	0-77
11/22	Kansas	W	48-0
12/4	at Oklahoma State	L	6-10

1987 COACH WOODY WIDENHOFER — 5-6

9/12	Baylor	W	23-18
9/19	Northwestern	W	28-3
9/26	at Indiana	L	17-20
10/3	Syracuse	L	13-24
10/10	Kansas State	W	34-10
10/17	at Iowa State	W	42-17
10/24	Oklahoma State	L	20-24
10/31	Nebraska (2)	L	7-42
11/7	at Colorado	L	10-27
11/14	at Oklahoma (1)	L	13-17
11/21	Kansas	W	19-7

1988 COACH WOODY WIDENHOFER — 3-7

9/10	Utah State	W	35-21
9/17	Houston	L	7-31
9/24	Indiana	T	28-28
10/1	at Miami (Fla.) (1)	L	0-55
10/8	at Kansas State	W	52-21
10/15	Iowa State	L	3-21
10/22	at Oklahoma State (15)	L	21-49
10/29	at Nebraska (5)	L	18-26
11/5	Colorado	L	8-45
11/12	Oklahoma	L	7-16
11/19	at Kansas	W	55-17

1989 COACH BOB STULL — 2-9

9/9	TCU	W	14-10
9/16	at Indiana	L	7-24
9/23	Miami (Fla.) (2)	L	7-38
9/30	at Arizona State	L	3-19
10/7	at Colorado (3)	L	3-49
10/14	Nebraska (4)	L	7-50
10/21	at Kansas State	W	21-9
10/28	Oklahoma State	L	30-31
11/4	at Oklahoma	L	14-52
11/11	Iowa State	L	21-35
11/18	Kansas	L	44-46

1990 COACH BOB STULL — 4-7

9/8	TCU	L	19-20
9/15	Utah State	W	45-10
9/22	at Indiana	L	7-58
9/29	Arizona State (21)	W	30-9
10/6	Colorado (12)	L	31-33
10/13	at Nebraska (7)	L	21-69
10/20	Kansas State	W	31-10
10/27	at Oklahoma State	L	28-48
11/3	Oklahoma	L	10-55
11/10	at Iowa State	L	25-27
11/17	at Kansas	W	31-21

1991 COACH BOB STULL — 3-7-1

9/14	Illinois	W	23-19
9/21	at Baylor (14)	L	21-47
9/28	Indiana	T	27-27
10/5	Memphis State	W	31-21
10/12	at Colorado (25)	L	7-55
10/19	Oklahoma State	W	41-7
10/26	at Nebraska (9)	L	6-63
11/2	Iowa State	L	22-23
11/9	Oklahoma (20)	L	16-56
11/16	at Kansas State	L	0-32
11/23	at Kansas	L	29-53

1992 COACH BOB STULL — 3-8

9/12	at Illinois	L	17-24
9/19	Texas A&M (5)	L	13-26
9/26	at Indiana	L	10-20
10/3	Marshall	W	44-21
10/8	Colorado (9)	L	0-6
10/17	at Oklahoma State	L	26-28
10/24	Nebraska (8)	L	24-34
10/31	at Iowa State	L	14-28
11/7	at Oklahoma	L	17-51
11/14	Kansas State	W	27-14
11/21	Kansas (22)	W	22-17

YEAR-BY-YEAR RESULTS

1993 COACH BOB STULL — 3-7-1

9/11	Illinois	W	31-3
9/18	at Texas A&M (16)	L	0-73
9/25	at West Virginia	L	3-35
10/2	SMU	T	10-10
10/9	at Colorado (20)	L	18-30
10/16	Oklahoma State	W	42-9
10/23	at Nebraska (5)	L	7-49
10/30	Iowa State	W	37-34
11/6	Oklahoma (20)	L	23-42
11/13	at Kansas State (24)	L	21-31
11/20	at Kansas	L	0-28

1994 COACH LARRY SMITH — 3-8-1

9/3	Tulsa	L	17-20
9/10	at Illinois	L	0-42
9/17	at Houston	W	16-0
10/1	West Virginia	L	10-34
10/8	Colorado (5)	L	23-38
10/15	at Oklahoma State	W	24-15
10/22	Nebraska (3)	L	7-42
10/29	at Iowa State	W	34-20
11/5	at Oklahoma	L	13-30
11/12	Kansas State (11)	L	18-21
11/19	Kansas	L	14-31
11/26	at Hawaii	T	32-32

1995 COACH LARRY SMITH — 3-8

9/2	North Texas	W	17-20
9/9	Bowling Green	L	10-17
9/16	at Texas Tech	L	14-41
9/23	Louisiana-Monroe	W	31-22
10/7	at Kansas State (13)	L	0-30
10/14	at Nebraska (2)	L	0-57
10/21	Oklahoma State	L	26-30
10/28	Oklahoma (23)	L	9-13
11/4	at Kansas (11)	L	23-42
11/11	at Colorado (9)	L	0-21
11/18	Iowa State	W	45-31

1996 COACH LARRY SMITH — 5-6

8/31	at Texas (8)	L	10-40
9/14	Memphis	L	16-19
9/21	Clemson	W	38-24
9/28	at Iowa State	L	31-45
10/5	at SMU	W	27-26
10/12	Kansas State (22)	L	10-35
10/26	Oklahoma State	W (OT)	35-28
11/2	Colorado (7)	L	13-41
11/9	at Nebraska (5)	L	7-51
11/16	at Baylor (30T)	W	49-42
11/23	Kansas	W	42-25

1997 COACH LARRY SMITH — 7-5

9/6	Eastern Michigan	W	44-24
9/13	at Kansas	L	7-15
9/20	at Tulsa	W	42-21
9/27	Ohio State (7)	L	10-31
10/4	Iowa State	W	45-21
10/11	at Kansas State (22)	L	11-41
10/18	Texas	W	37-29
10/25	at Oklahoma State (12)	W (20T)	51-50
11/1	at Colorado	W	41-31
11/8	Nebraska (1)	L (OT)	38-45
11/15	(25) Baylor	W	42-24

Holiday Bowl (San Diego, Calif.)

12/29 (19) vs. Colorado State (18) L 24-35

FINAL RANKING — 23rd (AP), 23rd (Coaches)**1998 COACH LARRY SMITH — 8-4**

9/5	Bowling Green	W	37-0
9/12	(25) Kansas	W	41-23
9/19	(21) at Ohio State (1)	L	14-35
10/3	(23) Northwestern State	W	35-14
10/10	(21) at Iowa State	W	35-19
10/17	(20) Oklahoma	W	20-6
10/24	(19) at Nebraska (7)	L	13-20
10/31	(18) at Texas Tech	W	28-26
11/7	(18) Colorado	W	38-14
11/14	(13) at Texas A&M (6)	L	14-17
11/21	(19) Kansas State (2)	L	25-31

Insight.com Bowl (Tucson, Ariz.)

12/26 (24) West Virginia W 34-31

FINAL RANKING — 21st (AP), 25th (Coaches)**1999 COACH LARRY SMITH — 4-7**

9/4	UAB	W	31-28
9/18	Western Michigan	W	48-34
9/25	Nebraska (6)	L	40-10
10/2	at Memphis	W	27-17
10/9	at Colorado	L (OT)	39-46
10/16	Iowa State	L	21-24
10/23	at Kansas	L	0-21
10/30	Texas Tech	W	34-7
11/6	at Oklahoma	L	0-37
11/13	Texas A&M	L	14-51
11/20	at Kansas State (9)	L	0-66

2000 COACH LARRY SMITH — 3-8

9/2	Western Illinois	W	50-20
9/9	at Clemson (17)	L	9-62
9/16	Michigan State (20)	L	10-13
9/30	at Nebraska (1)	L	24-42
10/7	Oklahoma State	W	24-10
10/14	Kansas	L	17-38
10/21	at Texas (21)	L	12-46
10/28	at Iowa State	L	20-39
11/4	Colorado	L	18-28
11/11	at Baylor	W	47-22
11/18	Kansas State (9)	L	24-28

2001 COACH GARY PINKEL — 4-7

9/1	Bowling Green	L	13-20
9/8	Texas State	W	40-6
9/29	Nebraska (4)	L	3-36
10/6	at Oklahoma State	W (30T)	41-38
10/13	Iowa State	L	14-20
10/20	at Kansas	W	38-34
10/27	Texas (7)	L	16-35
11/3	at Colorado (25)	L	24-38
11/10	Baylor	W	41-24
11/24	at Kansas State	L	3-24
12/1	at Michigan State	L	7-55

2002 COACH GARY PINKEL — 5-7

8/31	vs. Illinois (at St. Louis)	W	33-20
9/7	(R) Ball State	W	41-6
9/14	(R) at Bowling Green	L	28-51
9/28	Troy	W	44-7
10/5	Oklahoma (3)	L	24-31
10/12	at Nebraska	L	13-24
10/19	at Texas Tech	L	38-52
10/26	Kansas	W	36-12
11/2	at Iowa State (22)	L	35-42
11/9	Colorado (18)	L (OT)	35-42
11/16	at Texas A&M	W (20T)	33-27
11/23	Kansas State (10)	L	0-38

2003 COACH GARY PINKEL — 8-5

8/30	(R) vs. Illinois (at St. Louis)	W	22-15
9/6	(R) at Ball State	W	35-7
9/13	(R) Eastern Illinois	W	37-0
9/20	(23) Middle Tenn. State	W (OT)	41-40
9/27	(23) at Kansas	L	14-35
10/11	(R) Nebraska (10)	W	41-24
10/18	(24) at Oklahoma (1)	L	13-34
10/25	(R) Texas Tech (R)	W	62-31
11/8	(22) at Colorado	L	16-21
11/15	(R) Texas A&M	W	45-22
11/22	(R) at Kansas State (19)	L	14-24
11/29	Iowa State	W	45-7

Independence Bowl (Shreveport, La.)

12/31 (R) vs. Arkansas L 14-27

YEAR-BY-YEAR RESULTS

2004 COACH GARY PINKEL — 5-6

9/4	(18) Arkansas State	W	52-20
9/9	(19) at Troy	L	14-24
9/18	(R) Ball State	W	48-0
10/2	(R) Colorado	W	17-9
10/9	(R) at Baylor	W	30-10
10/16	(R) at Texas (9)	L	20-28
10/23	(R) Oklahoma State (22)	L	17-20
10/30	(R) at Nebraska	L	3-24
11/6	Kansas State	L	24-35
11/20	Kansas	L	14-31
11/27	at Iowa State (OT)	W	17-14

2005 COACH GARY PINKEL — 7-5

9/3	vs. Arkansas St. (Kansas City)	W	44-17
9/10	New Mexico	L	35-45
9/17	Troy	W	52-21
10/1	Texas (2)	L	20-51
10/8	at Oklahoma State	W	38-31
10/15	Iowa State	W (OT)	27-24
10/22	Nebraska	W	41-24
10/29	(R) at Kansas	L	3-13
11/5	at Colorado (25)	L	12-41
11/12	Baylor	W	31-16
11/19	at Kansas State	L	28-36
	<i>Independence Bowl (Shreveport, La.)</i>		
12/30	vs. South Carolina (R)	W	38-31

2006 COACH GARY PINKEL — 8-5

9/2	Murray State	W	47-7
9/9	(R) Ole Miss	W	34-7
9/16	(R) at New Mexico	W	27-17
9/23	(R) Ohio	W	31-6
9/30	(25) Colorado	W	28-13
10/7	(23) at Texas Tech (R)	W	38-21
10/14	(19) at Texas A&M	L	19-25
10/21	(24) Kansas State	W	41-21
10/28	(23) Oklahoma (19)	L	10-26
11/4	(R) at Nebraska (R)	L	20-34
11/18	at Iowa State	L	16-21
11/25	Kansas	W	42-17
	<i>Sun Bowl (El Paso, Texas)</i>		
12/29	vs. Oregon State (24)	L	38-39

2007 COACH GARY PINKEL — 12-2

BIG 12 NORTH CHAMPIONS

9/1	(R) vs. Illinois (St. Louis)	W	40-34
9/8	(R) at Ole Miss	W	38-25
9/15	(R) Western Michigan	W	52-24
9/22	(25) Illinois State	W	38-17
10/6	(17) Nebraska (25)	W	41-6
10/13	(11) at Oklahoma (6)	L	31-41
10/20	(15) Texas Tech (22)	W	41-10
10/27	(13) Iowa State	W	42-28
11/3	(9) at Colorado	W	55-10
11/10	(7) Texas A&M	W	40-26
11/17	(6) at Kansas State	W	49-32
11/24	(3) vs. Kansas (2) (KC)	W	36-28
	<i>Big 12 Championship (San Antonio, Texas)</i>		
12/1	(1) vs. Oklahoma (9)	L	17-38
	<i>Cotton Bowl (Dallas, Texas)</i>		

1/1 (7) vs. Arkansas (25) W 38-7

FINAL RANKING — 4th (AP), 5th (Coaches)

2008 COACH GARY PINKEL — 10-4

BIG 12 NORTH CHAMPIONS

8/30	(6) Illinois (20) (St. Louis)	W	52-42
9/6	(6) SEMO	W	52-3
9/13	(6) Nevada	W	69-17
9/20	(5) Buffalo	W	42-21
10/4	(4) at Nebraska (RV)	W	52-17
10/11	(3) Oklahoma State (17)	L	23-28
10/18	(11) at Texas (4)	L	31-56
10/25	(16) Colorado	W	58-0
11/1	(14) at Baylor	W	31-28
11/8	(13) Kansas State	W	41-24
11/15	(12) at Iowa State	W	52-20
11/29	(12) vs. Kansas (Kansas City)	L	37-40
	<i>Big 12 Championship (Kansas City)</i>		
12/6	(19) vs. Oklahoma (4)	L	21-62
	<i>Alamo Bowl (San Antonio, Texas)</i>		
12/30	(25) vs. Northwestern (22)	W (OT)	30-23

FINAL RANKING — 19th (AP), 16th (Coaches)

2009 COACH GARY PINKEL — 8-5

9/5	(R) vs. Illinois (R) (St. Louis)	W	37-9
9/12	(25) Bowling Green	W	27-20
9/19	(R) Furman	W	52-12
9/25	(R) at Nevada	W	31-21
10/8	(24) Nebraska (21)	L	12-27
10/17	(R) at Oklahoma State (16)	L	17-33
10/24	(R) Texas (3)	L	7-41
10/31	at Colorado	W	36-17
11/7	Baylor	L	32-40
11/14	at Kansas State (R)	W	38-12
11/21	Iowa State	W	34-24
11/28	vs. Kansas (Kansas City)	W	41-39
	<i>Texas Bowl (Houston, Texas)</i>		
12/31	(R) vs. Navy (R)	L	13-35

2010 COACH GARY PINKEL — 10-3

BIG 12 NORTH CO-CHAMPIONS

9/4	(R) vs. Illinois (St. Louis)	W	23-13
9/11	(R) McNeese State	W	50-6
9/18	(R) San Diego State	W	27-24
9/25	(R) Miami (Ohio)	W	51-13
10/9	(24) Colorado	W	26-0
10/16	(21) at Texas A&M	W	30-9
10/23	(18) Oklahoma (3)	W	36-27
10/30	(7) at Nebraska (14)	L	17-31
11/6	(14) at Texas Tech	L	17-24
11/13	(20) Kansas State (R)	W	38-28
11/20	(15) at Iowa State	W	14-0
11/27	(15) vs. Kansas (Kansas City)	W	35-7
	<i>Insight Bowl (Tempe, Ariz.)</i>		
12/28	(14) vs. Iowa	L	24-27

FINAL RANKING — 18th (AP), 18th (Coaches)

2011 COACH GARY PINKEL — 8-5

9/3	(21) Miami (Ohio)	W	17-6
9/9	(21) at Arizona State (R)	L (OT)	30-37
9/17	(R) Western Illinois	W	69-0
9/24	(R) at Oklahoma (1)	L	28-38
10/8	at Kansas State (20)	L	17-24
10/15	Iowa State	W	52-17
10/22	Oklahoma State (6)	L	24-45
10/29	at Texas A&M (16)	W (OT)	38-31
11/5	at Baylor	L	39-42
11/12	Texas (21)	W	17-5
11/19	Texas Tech	W	31-27
11/26	vs. Kansas (Kansas City)	W	24-10
	<i>Independence Bowl (Shreveport, La.)</i>		
12/26	(R) vs. North Carolina (R)	W	41-24

2012 COACH GARY PINKEL — 5-7

9/1	(R) Southeastern Louisiana	W	62-10
9/8	(R) Georgia (7)	L	20-41
9/15	Arizona State (R)	W	24-20
9/22	(R) at South Carolina (7)	L	10-31
9/29	at UCF	W	21-16
10/6	Vanderbilt	L	15-19
10/13	Alabama (1)	L	10-42
10/27	Kentucky	W	33-10
11/3	at Florida (8)	L	7-14
11/10	at Tennessee	W (4OT)	51-48
11/17	Syracuse	L	27-31
11/24	at Texas A&M (9)	L	29-59

YEAR-BY-YEAR RESULTS

2013 COACH GARY PINKEL — 12-2
 SEC EAST CHAMPIONS

8/31	Murray State	W	58-14
9/7	Toledo	W	38-23
9/21	at Indiana	W	45-28
9/28	(R) Arkansas State	W	41-19
10/5	(R) at Vanderbilt	W	51-28
10/12	(25) at Georgia (7)	W	41-26
10/19	(14) Florida (22)	W	36-17
10/26	(5) South Carolina (20)	L (2OT)	24-27
11/2	(10) Tennessee	W	31-3
11/9	(9) at Kentucky	W	48-17
11/23	(8) at Ole Miss (24)	W	24-10
11/30	(5) Texas A&M (19)	W	28-21

SEC Championship (Atlanta, Ga.)

12/7	(5) vs. Auburn (3)	L	42-59
------	--------------------	---	-------

Cotton Bowl (Arlington, Texas)

1/3	(8) vs. Oklahoma State (13)	W	41-31
-----	-----------------------------	---	-------

FINAL RANKING — 5th (AP), 5th (Coaches)

2014 COACH GARY PINKEL — 11-3
 SEC EAST CHAMPIONS

8/30	(24) South Dakota State	W	38-18
9/6	(24) at Toledo	W	49-24
9/13	(20) UCF	W	38-10
9/20	(18) Indiana	L	27-31
9/27	(R) at South Carolina (13)	W	21-20
10/11	(23) Georgia (13)	L	0-34
10/18	at Florida	W	42-13
10/25	(R) Vanderbilt	W	24-14
11/1	(R) Kentucky	W	20-10
11/15	(R) at Texas A&M	W	34-27
11/22	(19) at Tennessee	W	29-21
11/28	(17) Arkansas	W	21-14

SEC Championship (Atlanta, Ga.)

12/6	(14) vs. Alabama (1)	L	13-42
------	----------------------	---	-------

Citrus Bowl (Orlando, Fla.)

1/1	(16) vs. Minnesota (25)	W	33-17
-----	-------------------------	---	-------

FINAL RANKING — 14th (AP), 11th (Coaches)

2015 COACH GARY PINKEL — 0-7^B

9/5	(24) SEMO	W ^B	34-3
9/12	(21) at Arkansas State	W ^B	27-20
9/19	(22) UConn	W ^B	9-6
9/26	(25) at Kentucky	L	13-21
10/3	South Carolina	W ^B	24-10
10/10	(R) Florida (11)	L	3-21
10/17	at Georgia (R)	L	6-9
10/24	at Vanderbilt	L	3-10
11/5	Mississippi State (20)	L	13-31
11/14	vs. BYU (R) (Kansas City)	W ^B	20-16
11/21	Tennessee	L	8-19
11/27	at Arkansas (R)	L	3-28

B - Wins vacated. On-field record was 5-7 overall

2016 COACH BARRY ODOM — 0-8^B

9/3	at West Virginia	L	11-26
9/10	Eastern Michigan	W ^B	61-21
9/17	Georgia (16)	L	27-28
9/24	Delaware State	W ^B	79-0
10/1	at LSU (R)	L	7-42
10/15	at Florida (18)	L	14-40
10/22	Middle Tennessee St.	L	45-51
10/29	Kentucky	L	21-35
11/5	at South Carolina	L	21-31
11/12	Vanderbilt	W ^B	26-17
11/19	at Tennessee (R)	L	37-63
11/25	Arkansas (R)	W ^B	28-24

B - Wins vacated. On-field record was 4-8 overall

2017 COACH BARRY ODOM — 7-6

9/2	Missouri State	W	72-43
9/9	South Carolina (R)	L	13-31
9/16	Purdue	L	3-35
9/23	Auburn (15)	L	14-51
10/7	at Kentucky	L	34-40
10/14	at Georgia (4)	L	28-53
10/21	Idaho	W	68-21
10/28	at UConn	W	52-12
11/4	Florida	W	45-16
11/11	Tennessee	W	50-17
11/18	at Vanderbilt	W	45-17
11/24	at Arkansas	W	48-45

Texas Bowl (Houston, Texas)

12/27	vs. Texas	L	16-33
-------	-----------	---	-------

2018 COACH BARRY ODOM — 8-5

9/1	UT-Martin	W	51-14
9/8	Wyoming	W	40-13
9/15	at Purdue	W	40-37
9/22	(R) Georgia (2)	L	29-43
10/6	at South Carolina	L	35-37
10/13	at Alabama (1)	L	10-39
10/20	Memphis	W	65-33
10/27	Kentucky (12)	L	14-15
11/3	at Florida (13)	W	38-17
11/10	Vanderbilt	W	33-28
11/17	at Tennessee	W	50-17
11/23	(R) Arkansas	W	38-0

Liberty Bowl (Memphis, Tenn.)

12/31	(23) vs. Oklahoma State	L	33-38
-------	-------------------------	---	-------

2019 COACH BARRY ODOM — 6-6

8/31	at Wyoming	L	31-37
9/7	West Virginia	W	38-7
9/14	SEMO	W	50-0
9/21	South Carolina	W	34-14
10/5	Troy	W	42-10
10/12	Ole Miss	W	38-27
10/19	at Vanderbilt	L	14-21
10/26	at Kentucky	L	7-29
11/9	at Georgia (6)	L	0-27
11/16	Florida (10)	L	6-23
11/23	(22) Tennessee	L	20-24
11/29	at Arkansas (Little Rock)	W	24-14

Mizzou was bowl ineligible due to NCAA sanctions

2020 COACH ELIAH DRINKWITZ — 5-5

9/26	Alabama (2)	L	19-38
10/3	at Tennessee (20)	L	12-35
10/10	LSU (16)	W	41-45
10/24	Kentucky (RV)	W	20-10
10/31	at Florida (9)	L	17-41
11/21	at South Carolina	W	17-10
11/28	Vanderbilt	W	41-0
12/5	Arkansas	W	50-48
12/12	Georgia (10)	L	14-49
12/19	at Mississippi State	L	32-51

Due to COVID-19, Mizzou played an SEC-only schedule. The Tigers earned a Music City Bowl bid but the game was cancelled due to the global pandemic

2021 COACH ELIAH DRINKWITZ — 6-7

9/4	Central Michigan	W	34-24
9/11	at Kentucky	L	28-35
9/18	SEMO	W	59-28
9/25	Boston College	L (OT)	34-41
10/2	Tennessee	L	24-62
10/9	North Texas	W	48-35
10/16	Texas A&M (18)	L	14-35
10/30	Vanderbilt	W	37-28
11/6	at Georgia (1)	L	6-43
11/13	South Carolina	W	31-28
11/20	Florida	W (OT)	24-23
11/26	at Arkansas	L	17-34

Armed Forces Bowl (Fort Worth, Texas)

12/22	vs. Army West Point	L	22-24
-------	---------------------	---	-------

YEAR-BY-YEAR RESULTS

2022 COACH ELIAH DRINKWITZ — 6-7

9/1	Louisiana Tech	W	52-24
9/10	at Kansas State	L	12-40
9/17	Abilene Christian	W	34-17
9/24	at Auburn	L (OT)	14-17
10/1	Georgia (1)	L	22-26
10/8	at Florida	L	17-24
10/22	Vanderbilt	W	17-14
10/29	at South Carolina (25)	W	23-10
11/5	Kentucky (24)	L	17-21
11/12	at Tennessee (5)	L	24-66
11/19	New Mexico State	W	45-14
11/25	Arkansas	W	29-27
	<i>Gasparilla Bowl (Tampa, Fla.)</i>		
12/23	vs. Wake Forest	L	17-27

2023 COACH ELIAH DRINKWITZ — 11-2

8/31	South Dakota	W	35-10
9/9	Middle Tennessee	W	23-19
9/16	Kansas State (15)	W	30-27
9/23	(R) vs. Memphis (St. Louis)	W	34-27
9/30	(23) at Vanderbilt	W	38-21
10/7	(21) LSU (23)	L	49-39
10/14	(25) at Kentucky (24)	W	38-21
10/21	(20) South Carolina	W	34-12
11/4	(14) at Georgia (1)	L	30-21
11/11	(14) Tennessee (13)	W	36-7
11/18	(9) Florida	W	33-31
11/24	(9) at Arkansas	W	48-14
	<i>Cotton Bowl (Arlington, Texas)</i>		
12/29	(9) vs. Ohio State (7)	W	14-3

FINAL RANKING — 8th (AP), 8th (Coaches)

ALL-AMERICANS / HALL OF FAMERS

NATIONAL FOOTBALL FOUNDATION HALL OF FAME

YEAR	NAME	YEARS AT MU
1951	Coach Bill Roper	1909
1956	Paul Christman	1938-40
1961	Coach Don Faurot	1935-56
1971	Bob Steuber	1940-42
1974	Ed Travis	1916-17, 1919-20
1973	Coach James Phelan	1920-21
1976	Darold Jenkins	1939-41
1983	Coach Frank Broyles	1957
1984	John Waldorf, Official	1927-29
1985	Coach Dan Devine	1958-70
1998	Johnny Roland	1962, 1964-65
2002	Kellen Winslow	1975-78
2003	Roger Wehrli	1966-68
2022	Coach Gary Pinkel	2011-15
2023	Jeremy Maclin	2007-08

SEC LEGENDS SELECTIONS

YEAR	NAME	YEARS AT MU
2012	Johnny Roland, HB	1962-65
2013	Phil Bradley, QB	1977-80
2014	Kellen Winslow, TE	1976-78
2015	Roger Wehrli, DB	1966-68
2016	Justin Smith, DL	1998-2000
2017	Brad Smith, QB	2002-05
2018	Devin West, RB	1995-98
2019	Jeremy Maclin, WR/KR	2007-08
2022	Gary Pinkel, Head Coach	2001-15
2023	Chase Coffman	2005-08

ALL-AMERICANS

Danario Alexander, WR // 2009 All-American

Overcoming huge odds against him, Danario Alexander turned in a record-smashing senior season in 2009 to become the nation's leading receiver and took home All-America honors in the process. Coming into his senior year, Alexander hadn't even earned honorable-mention All-Big 12 status, thanks mostly to the fact that his first three years were impacted by a string of unfortunate knee injuries. He was resolute in his determination to prove he belonged among the nation's elite receivers, and he did just that in 2009, as he burst onto the scene with an NCAA-best 137.0 yards per game average, which included an MU-record 1,781 yards, 14 touchdowns and 113 receptions. His yardage total was some 500 yards more than the previous record of 1,260 established in 2008 by Jeremy Maclin (in one fewer game, nonetheless), and it propelled Alexander to the top of the Mizzou career receiving yardage charts, with 2,778 (previous record was 2,704 by Justin Gage). He became only the fifth Tiger in history to lead the NCAA in an individual statistical category, and the first receiver since Hank Burnine led the country in 1955 with 44 receptions. Alexander had an MU-record nine 100-yard receiving games, including six straight to close the season. Included in that string were three 200-yard performances in a four-game stretch (214 vs. Baylor, 200 at Kansas State, 173 vs. Iowa State and 233 vs. Kansas). For his career, Alexander finished with 191 receptions for 2,778 yards and 22 touchdowns.

Scott Anderson, C // 1973 All-American

A standout center on Missouri teams that played in the 1972 Fiesta and 1973 Sun Bowls, Anderson lettered for Coach Al Onofrio from 1971-73. An All-Big Eight and All-America selection as a senior in 1973, Anderson played in the Hula Bowl

and Coaches All-American Games in 1974. He recovered a fumble that set up a touchdown that led to MU's 13-12 victory over Nebraska in Columbia in 1973. He went on to play in the National Football League with the Minnesota Vikings from 1974-77.

Ed Blaine, T // 1961 All-American

One of the greatest offensive linemen in Missouri history, Blaine lettered in 1959-60-61. He received All-Big Eight and All-America honors in 1961 and was an honorable mention selection on the Missouri All-Century Team. A native of Farmington, Mo., Blaine played in the East-West Shrine Game, the Senior Bowl and the College All-Star Game after his senior season, en route to an NFL career with the Green Bay Packers (1962-63) and Philadelphia Eagles (1963-66). In his post-playing days, Blaine established himself as one of the nation's foremost pharmaceutical researchers and spoke at Mizzou's commencement exercises.

Kentrell Brothers, LB // 2015 All-American

A student of the game who parlayed his penchant for video study – along with his relentless work ethic and outstanding instincts for the game – into first-team All-America status as a senior in 2015 when he led the nation in tackles (12.67 per game) for a Tiger defense that was ranked among the nation's best in several categories (fifth in points allowed [16.2 ppg]; fifth in passing defense [169.3 ypg]; sixth in total defense [302.0 ypg]). Finished his final season as a Tiger by racking up 152 tackles in just 12 games, while he also led the nation with three blocked kicks during the season. He tallied 12.0 tackles for loss and 2.5 sacks in 2015, while adding a pair of interceptions as well. Finished his career with 358 total tackles, which ranks eighth on the all-time Mizzou tackles chart.

Harold Burnine, E // 1955 All-American

An All-American receiver for Coach Don Faurot in 1955, he led the nation in receiving with 44 receptions for 594 yards. The native of Richmond, Mo., was also All-Big Seven that year, and played in four all-star games – the Blue-Gray, North-South, Senior Bowl and College All-Star game. For his three-year MU career, Burnine caught 75 passes for 1,145 yards, figures that kept him in the Tiger top 10 until the 1990s. He played professionally with the New York Giants and Philadelphia Eagles. Burnine was inducted into the MU Intercollegiate Athletics Hall of Fame in 1993.

Mike Carroll, OG // 1969 All-American

A powerful blocker who was selected a first-team All-American offensive lineman as a senior after helping lead Missouri to the 1970 Orange Bowl. That Tiger squad featured one of the nation's most high-powered offensive attacks, and the team finished the 1969 season as the Big Eight Conference Co-Champions with a 9-2 record and No. 6 national ranking. The 1969 team set school records at the time for points per game (36.2), total yards (4,507), passing yards (2,048) and touchdown passes (20). Carroll helped pave the way for running back Joe Moore to gain 1,312 yards rushing (third nationally) and for quarterback Terry McMillan to rank 12th nationally in 1969 with 2,157 total yards. The Ste. Genevieve, Mo., native, played in the prestigious Senior Bowl following his senior season.

Paul Christman, QB // National Football Foundation Hall of Fame (1956), #44 Retired Number, MU Ring of Honor, 1939, 1940 All-American

The legendary "Pitchin' Paul" Christman came to Mizzou from Maplewood, Mo., and lettered in football in 1938-39-40, and in baseball in 1938-39-41. He was a three-time All-Big Six Conference quarterback, and twice earned first-team All-America honors. Christman finished third in the Heisman Trophy voting in 1939, and fifth in 1940. He went on to play in the National Football League with the Chicago Cardinals (1945-49) and Green Bay Packers (1950) and led the Cardinals to division titles in 1947-48 and the league championship in 1947. In

ALL-AMERICANS / HALL OF FAMERS

1940, he led the nation with 1,131 yards passing and 13 TD passes. During his career, MU had a 20-8 record, with a Big Six title in '39, and its first bowl game – the 1940 Orange Bowl. The first Tiger player to be inducted into the National Football Foundation Hall of Fame (in 1956), his jersey [44] number is retired.

John Clay, OT // 1986 All-American

An earth-moving offensive tackle, John Clay was a St. Louis, Mo., native who earned consensus All-America honors as a senior in 1986. He lettered four years for Mizzou, from 1983-86, and was a first-team All-Big Eight selection in 1984-85-86, joining former standouts Johnny Roland, Gary Lane and Phil Bradley as MU's only three-time all-league honorees in the Big Eight era. A team co-captain in 1986, Clay ended his collegiate career by playing in the prestigious Blue-Gray Game and East-West Shrine Game. He went on to become a first-round draft pick by the Los Angeles Raiders of the National Football League in 1987. He was later traded to the San Diego Chargers in 1988, but a back injury prematurely ended his promising career.

Chase Coffman, TE // 2008 All-American

Despite missing two games late in the year with a foot injury, Coffman established himself as the top tight end in all of college football, and earned consensus first-team All-America honors, marking the second straight year MU tight ends earned that distinction. Coffman surpassed former teammate Martin Rucker as MU's top pass-catching tight end of all-time, as he had 90 receptions in 2008 for 987 yards and 10 touchdowns. His play in 2008 not only earned him All-America honors, but earned him the John Mackey Award, which annually goes to the nation's top tight end. That made Coffman the first Tiger in history to win a national individual award given to a specific position group. Coffman ended his career holding Mizzou records for receptions [247] and touchdowns [30] and was second all-time in receiving yards [2,659]. He went on to become a third-round draft pick of the Cincinnati Bengals in the 2009 NFL Draft.

Brad Edelman, C // 1981 All-American

A native of St. Louis, Mo., Brad Edelman lettered as a standout center at Mizzou from 1978-81 and played on MU teams that appeared in four bowl games [1978 Liberty, 1979 Hall of Fame, 1980 Liberty and 1981 Tangerine]. He was named All-America as a senior co-captain in 1981, in addition to earning All-Big Eight honors as a junior in 1980. A member of the Missouri All-Century Team, Edelman played in the Hula Bowl and Olympia Gold Bowl following the 1981 season. He went on to a solid professional football career, playing in the National Football League with the New Orleans Saints from 1982-90 as an offensive guard. He was a Pro Bowl starter in 1987 and was a Pro Bowl alternate in 1982-83-84-88. Edelman worked as an actor in Hollywood for a period of time after finishing his pro football career.

Michael Egnaw, TE // 2010 All-American

After catching a grand total of seven balls combined in his first two years in the program, junior TE Michael Egnaw burst onto the national scene in 2010 when he won consensus first-team All-America honors, thanks to a 90-reception season that included 762 yards and five touchdowns. His 90 catches were the most in the nation among all tight ends, and it tied former Tiger standout Chase Coffman (a 2008 consensus All-American tight end) for the MU single-season receptions record among tight ends. Egnaw, who was a finalist for the John Mackey Award, became the third Tiger tight end to win consensus first-team All-America honors in four years [2007-10].

Jeff Gaylord, DT // 1981 All-American

A rugged defender who hailed from Overland Park, Kan., and lettered three years for Mizzou [1978-80-81], playing on MU teams that went to bowl games

each year [1978 Liberty, 1980 Liberty and 1981 Tangerine]. Named Big Eight Conference Defensive Player of the Year as a senior in 1981, making him to this day the only Tiger to win a conference defensive player of the year award. Was named All-Big Eight in 1981 and earned player of the game honors in MU's 1981 Tangerine Bowl victory over Southern Mississippi. Following his senior season, Gaylord played in the Blue-Gray Game, East-West Shrine Game and the Senior Bowl. He played professional football with the Los Angeles Rams, Toronto Argonauts and in the USFL, from 1982-85. He also was a professional wrestler for several years following his retirement from football.

Conrad Goode, OT // 1983 All-American

An offensive tackle with good Tiger bloodlines, whose father, Conrad Hitchler, was an All-American end at MU in 1962. A native of St. Louis, Mo., Goode lettered at MU from 1980-83 and played on Missouri teams that appeared in three bowl games [1980 Liberty, 1981 Tangerine, 1983 Holiday]. As a senior co-captain, earned All-America honors, in addition to being named All-Big Eight. He played in the prestigious East-West Shrine Game following his senior season and went on to play in the National Football League with the New York Giants [1984-85] and Tampa Bay Buccaneers [1987-89]. Following his football playing days, became a successful actor in Hollywood, where he still works today.

Conrad Hitchler, E // 1962 All-American

A standout two-way end for Coach Dan Devine, who lettered at Mizzou from 1960-62. Hitchler led Mizzou in receiving in 1961 and was an All-Big Eight selection in both 1961 and '62. He earned All-America status as a senior, then went on to play in the East-West Shrine Game, the Hula Bowl and the Coaches All-America Game. He played three years in the Canadian Football League as a member of the Calgary Stampeders. His son, Conrad Goode, was also an All-American offensive tackle for the Tigers in 1983.

Darold Jenkins, C // National Football Foundation Hall of Fame [1976], #42 Retired Number, MU Ring of Honor, 1941 All-American

A faultless ball-handler, Missouri's Darold Jenkins was a mid-line magician during the early 1940s. He played the unheralded role of center, making coach Don Faurot's split-T formation click through a 22-7 record. On defense he played middle linebacker. In 1941, Jenkins captained the Tigers and led them to one of their most exciting seasons. They lost to Ohio State, 12-7, in the season opener, then ran off eight victories before bowing to Fordham, 2-0, in the Sugar Bowl. Missouri won the Big Six championship that year and Jenkins was named all-conference and All-America. Jenkins was the leading center of his day and Faurot considered him a "play-maker" because of his ability to get the offense moving. After college, Jenkins served six years in the U.S. Army Air Corps logging 27 combat missions over Germany. He spent 16 months as a prisoner of war. When he retired from the military, Jenkins held the rank of lieutenant colonel. He returned to study law and, in 1952, became a practicing attorney, eventually joining the Missouri State Highway Commission. He died September 16, 1986.

Danny LaRose, E // 1960 All-American

One of the greatest two-way talents in Missouri history, LaRose starred from 1958-60, as an end who could dominate the line of scrimmage and was also MU's leading receiver as a sophomore and senior. He also punted for MU in 1960. A native of Crystal City, Mo., LaRose won all-conference honors in 1958 and '60, and was a consensus All-America selection in 1960 (making 13 teams), when Missouri beat Navy and Heisman winner Joe Bellino in the Orange Bowl. LaRose played in the College All-Star Game and Hula Bowl in 1961, then went on to a pro career with the Detroit Lions, Pittsburgh Steelers and Miami Dolphins. He was also an accomplished thrower in track, who held Missouri's indoor shot put record for many years.

ALL-AMERICANS / HALL OF FAMERS**Ed Lindenmeyer, T // 1925 All-American**

Mizzou's very first All-American, as he won the designation for the 1925 season. A native of Lake Forest, Ill., Lindenmeyer came to Mizzou and starred at both tackle and end, lettering in 1924-25-26. He earned All-Missouri Valley Conference honors in 1925 and blocked a punt for a safety in a 9-6 upset win over Nebraska that season. Lindenmeyer lettered on Gwinn Henry's teams that had a stellar three-year record of 18-4-3. He later went on to coach at Lake Forest (Ill.) College.

Jeremy Maclin, All-Purpose // National Football Foundation Hall of Fame (2023), 2007, 2008 All-American

After missing the 2006 season due to a knee injury, redshirt freshman Jeremy Maclin burst onto the scene in record-setting fashion and became MU's first-ever freshman to earn first-team All-America honors in 2007. He earned consensus first-team status by breaking the NCAA single-season freshman record for all-purpose yards, as he amassed a whopping 2,776 yards – including 1,055 receiving, 1,039 kickoff return, 375 rushing and 307 punt return. Maclin scored 16 touchdowns in all to become one of the most dynamic players in all of college football, with nine scores coming on receptions, four on the ground, two via punt returns and one on a kickoff return – the latter was an historic 99-yard kickoff return for score at Kansas State that was MU's first since 1982. He was the only player in Division I in 2007 to score touchdowns in all four all-purpose categories. He repeated with consensus first-team All-America honors in 2008 as he led the NCAA in all-purpose yardage (202.36 ypg) and broke MU single-season receiving records with 102 receptions, 1,260 yards and 13 TDs. In just two years, he broke the MU record for career all-purpose yardage, with 5,609 yards. He closed his career with Offensive MVP honors in the 2008 Alamo Bowl, as he returned a punt for TD and caught the game-winning TD pass from Chase Daniel in MU's 30-23 overtime win. Maclin chose to bypass his final two years of collegiate eligibility and entered the 2009 NFL Draft, where he was taken with the No. 19 overall selection in the first round by the Philadelphia Eagles.

Henry Marshall, WR // 1975 All-American

One of Mizzou's greatest receivers, Henry Marshall was an All-Big Eight and All-America choice in 1975, when he caught 44 passes for 945 yards and nine touchdowns. A native of Salina, Kan., he was a tight end when he lettered as a freshman in 1972 but moved to wideout while lettering in 1974 and '75. He played in the Blue-Gray Game, Hula Bowl and Coaches All-American Game following his senior year, then was drafted by the Kansas City Chiefs, for whom he played from 1976-87, and in the process, unseated Otis Taylor as Kansas City's all-time leading receiver. He held the MU records for receiving yards in a game (207) and season (945) for 15 years, before both were eventually broken. A first-team choice on the Missouri All-Century Team, Marshall was inducted into the MU Intercollegiate Athletics Hall of Fame in 1991.

Harrison Mevis, K // 2021 All-American

In 2021, Harrison Mevis earned first-team All-America honors from four publications (Sporting News, PFF, The Athletic, Action Network) while garnering second-team honors from the FWAA following a dazzling sophomore campaign where the kicker hit 23-of-25 field goal attempts and finished a perfect 41-of-41 on PATs. His 110 points on the season rank ninth all-time at Mizzou. Mevis finished a perfect 3-for-3 from beyond 50 yards, including a career-long, 56-yard boot at Boston College to force overtime. The 23 made field goals rank third in a single season at Mizzou and his six career makes through two seasons are tied for the most in program history. His 40 made field goals through two years rank seventh all-time at Mizzou.

Marcus Murphy, Special Teams // 2014 All-American

One of the most electrifying all-purpose men to ever play for Mizzou, Murphy became a first-team All-American as a senior in 2014 as he ranked sixth nationally in kickoff returns (29.6 avg.) and 11th in punt returns (10.4 avg.) while he also took home the Southeastern Conference Special Teams Player of the Year award. Murphy, a finalist for the Paul Hornung Award as a senior, led the SEC with his 1,921 all-purpose yards and was the only player in FBS in 2014 to score a touchdown via a kickoff return, punt return, rush and pass reception. He broke the Mizzou career record for combined kick return yardage and had a game to remember at Florida in 2014, when he took the opening kickoff back 96 yards for a touchdown, and later in the same game returned a punt 82 yards for a score. Finished the season with 924 rushing yards, 212 receiving yards, 281 punt return yards and 504 kick return yards, and was instrumental in MU's 33-17 Citrus Bowl victory over Minnesota, as he ran for a career-high 157 yards.

John Moseley, DB // 1973 All-American

One of the most exciting players ever to play at MU, Moseley holds the distinction of being the only MU football player ever to go from walk-on to All-American. A defensive back from 1971-73, Moseley was a daring kick return man. He ranked sixth nationally in punt returns in 1973, with an average of 16.5 yards per return. For his career, he averaged 13.3 yards, which stood as the school record until recently. The Columbia, Mo., native was named All-American as a senior in 1973.

Brock Olivo // 1997 Mosi Tatupu National Special Teams Player of the Year Award #27 Retired Number, MU Ring of Honor

Brock Olivo came to Mizzou with modest fanfare, but thanks to his legendary work ethic, he became one of the great inspirational players in school history. A native of Washington, Mo., Olivo helped restore pride to his home state program that had fallen on hard times when he led the Tigers to the 1997 Holiday Bowl – MU's first bowl appearance since 1983. Olivo made his mark at tailback and on special teams during a career that spanned from 1994-97. He left as the school's all-time leading rusher, with 3,026 yards, and his 188 points ranked him fourth on the career scoring list. Olivo became the first Tiger to rush for 200 yards in a game twice, doing so during his sophomore season with a 222-yard outing against Northeast Louisiana and following with a 201-yard day against Iowa State later in the year. The Big Eight Conference Offensive Freshman of the Year in 1994, Olivo went on to ensure his spot in Tiger Football history when he won the Mosi Tatupu National Special Teams Player of the Year Award in 1997 – making him the first Tiger to ever win a national individual award.

Francis Peay, OT // 1965 All-American

A Pittsburgh, Pa., native, Francis Peay was a standout tackle at Mizzou in 1964-65, and won All-Big Eight and All-America honors as a senior when Missouri ranked third nationally in rushing offense and won the Sugar Bowl over Florida and Heisman Trophy winner Steve Spurrier. He was the Big Eight's lineman of the week following MU's 17-6 win over Minnesota that season, and later played in the Senior Bowl, Coaches All-American Game and College All-Star Game. He was a first-round choice of the New York Giants in the 1966 NFL Draft, and later played with the Green Bay Packers (1968-72) and Kansas City Chiefs (1973-75). Named to the Missouri All-Century Team, he was inducted into the MU Intercollegiate Athletics Hall of Fame in 1991.

Shane Ray, DE // 2014 All-American

Shane Ray kept the #DLIneZou bus rolling, as he made it two consecutive SEC Defensive Player of the Year honors and won consensus first-team All-America status for an eye-opening 2014 season as he helped lead the Tigers to an 11-3 mark and a second-straight SEC Eastern Division title. Ray made play after play in opposing offenses' backfield, as he broke the Mizzou single-season quarterback sacks record, with 14.5 (breaking the old mark of 11.5 from former standouts

ALL-AMERICANS / HALL OF FAMERS

Aldon Smith and Michael Sam). He also led the team with 22.5 tackles for loss, finishing third in the NCAA in sacks and fifth in TFLs, while he led the SEC in both categories. Ray ended his junior campaign with 65 tackles, a team-best three forced fumbles and five pass break-ups. Ray chose to bypass his final year of eligibility to enter the 2015 NFL Draft, and that decision paid off when he was taken with the No. 23 overall selection in the first round by the Denver Broncos.

Grant Ressel, PK // 2009 All-American

One of the more amazing stories to come out of college football during the 2009 season had to do with the previously unheralded sophomore walk-on kicker Grant Ressel, who rose from unknown status to become one of the nation's top kickers. Ressel began fall camp second on the depth chart as the Tigers looked to replace Jeff Wolfert, who left after the 2008 season holding the NCAA career record for combined kick accuracy. With those rather large shoes to fill, Ressel was named the starting kicker the week of the 2009 season opener and proceeded to put together an amazing season which earned him All-America status. All he did was set an NCAA single-season combined kick accuracy record, as he connected on a combined 98.5% (65-of-66) of his kicks, including 26-of-27 field goals and 39-of-39 on extra points. He also led the NCAA in field goal percentage among those with 13 or more attempts (96.3%) and finished third nationally with 2.00 field goals made per game. He also etched his name firmly forever into the hearts of Tiger fans young and old, thanks to his game-winning 27-yard field goal as time expired to beat rival Kansas, 41-39, in Kansas City's Arrowhead Stadium to end the 2009 regular season and give Mizzou its eighth win of the year.

Rob Riti, C // 1999 All-American

One of the best centers to ever play the game for Mizzou, Riti won first-team All-America honors as a senior in 1999 and became one of only seven Tigers to earn consensus All-America first-team honors. He was a key figure in MU rushing attacks that ranked among the nation's top 10 statistically three times. Started a then-MU-record 44 consecutive games from 1996-99 and helped pave the way for tailback Devin West to an All-America year in 1998 as the Tigers won their first bowl game since 1981, with a victory over West Virginia in the Insight.com Bowl. Was one of the strongest Tigers to ever don the Black and Gold, as he was the first MU player to record a 900-lb. squat lift in 1998, then topped that with a school-record 1,000-lb. lift in 1999. He made the Rams practice squad as an undrafted free agent in 2000.

Johnny Roland, DB // National Football Foundation Hall of Fame (1998), #23 Retired Number, MU Ring of Honor, 1965 All-American

Johnny Roland's career at Missouri had two dimensions. As a sophomore in 1962 he was a running back. He rushed for 830 yards, seventh-best total nationally, and scored 78 points, ninth in the nation. He rushed for 155 yards against Oklahoma State, 104 against Iowa State. When he returned for his junior year in 1964, Coach Dan Devine moved him to defensive back. He made All-America at this position in 1965. Roland stood 6-2, weighed 198, and was a power runner. Even in the years he was a defensive back, Devine occasionally moved him into the game on offense. He always picked times when Missouri had the ball inside the opponent's 20-yard line. In 1965, Roland also returned 42 punts and kickoffs for 690 yards, averaging 16.4 yards on each. He was Missouri's co-captain in 1965, and helped the team to an 8-2-1 record, including a 20-18 victory over Florida in the 1966 Sugar Bowl. Missouri retired his jersey, No. 23, and he was inducted into the National Football Foundation Hall of Fame in 1998. He made All-Big Eight as a running back in 1962 and as a defensive back in 1964 and 1965. In 1965, he had six pass interceptions. He had an eight-year pro playing career with St. Louis and the New York Giants, winning NFL Rookie of the Year honors with the Cardinals. He went on to a nearly 30-year career as a coach in the NFL.

Martin Rucker, TE // 2007 All-American

The top pass-catching tight end in Mizzou history, Rucker won consensus first-team All-America honors as a senior in 2007 when he caught 84 passes for 834 yards and eight touchdowns, helping Mizzou to a 12-2 season and its first-ever Big 12 North Division title and a final No. 4 Associated Press ranking. Rucker was a vital part of the rebuilding of the Tiger program and served as a leader and visual aid of the hard work and dedication needed to get the program back in the national scene. Rucker ended his Tiger career with a then-MU-record 203 receptions, 2,175 yards and 18 TDs, as he started in an MU-record 50 consecutive games from 2004-07. His 84 catches in 2007 broke the MU single-season record, as well.

Michael Sam, DE // 2013 All-American

After beginning his career at Mizzou by earning freshman All-America honors, rush end Michael Sam finished with a flurry, as he became only the second Tiger in history to win unanimous All-America honors during a magical senior season. Sam was a disruptive force rarely seen – even for a program like Mizzou that produces standout defensive linemen on a regular basis – as he led the Southeastern Conference and ranked 19th nationally in tackles for loss (19.0), while he was second in the league and 14th nationally with an MU single-season record-tying 11.5 QB sacks. Sam had a trio of three-sack games (Arkansas State, Vanderbilt and Florida), to get his name in the national conversation, and he capped his career with a bang as he got a trademark sack/fumble in the final minute of the 2014 AT&T Cotton Bowl that was picked up and returned by teammate Shane Ray for a game-clinching touchdown in the 41-31 win over former conference rival Oklahoma State. Sam would finish his Tiger career ranked fourth all-time on the sacks list, with 21.0.

Cody Schrader, RB // 2023 All-American, 2023 Burlsworth Trophy

One of the great stories in Mizzou football history, Schrader worked his way from a walk-on Division II transfer to the nation's leading rusher during the Tigers' historic 2023 season that concluded with an 11-2 overall mark, a Cotton Bowl win over Ohio State and a No. 8 national ranking. Schrader became Mizzou's first AP first-team All-American since Michael Sam in 2013. He led all FBS rushers in yards per game (125.2) en route to winning the Burlsworth Trophy as the top player in the country who began his career as a walk-on. The St. Louis product tallied a Mizzou single-season record 1,627 rushing yards and was a finalist for the Doak Walker Award. He earned national running back of the week recognition for his 205-yard performance vs. Tennessee. He totaled 14 rushing touchdowns for the season, closing his Mizzou career by scoring at least one touchdown in 10 consecutive games.

Justin Smith, DE // 2000 All-American

A first-team All-American as a junior who was virtually unstoppable, despite constant double- and even triple-teaming efforts by Tiger opponents. A fierce competitor with a tireless motor who left holding the MU career quarterback sack record, with 22.5 in just three years (now ranks second). Broke the MU single-season sack record in his junior year, recording 11 on his own. A native of Holts Summit, Mo., Smith declared for the NFL Draft after his stellar junior season and became the fourth overall pick of the 2001 NFL Draft, by the Cincinnati Bengals, who he led in sacks each of his first two seasons in the league. Made an instant impression, as he became the first true freshman to start every game since 1986, when he started all 12 contests in 1998. Was a key factor for MU's defense that year that saw the Tigers earn their first bowl win since 1981, as they defeated West Virginia in the Insight.com Bowl.

ALL-AMERICANS / HALL OF FAMERS**Bob Steuber, HB // National Football Foundation Hall of Fame [1971], #37 Retired Number, MU Ring of Honor, 1942 All-American**

A star halfback out of CBC High School in St. Louis, Mo., Steuber lettered at MU in 1940-41-42. He was a two-time All-Big Six selection, won All-America honors in 1942, and is one of seven Tigers to have his jersey (37) retired. He still holds the MU single-season scoring record for a non-kicker (121 points in 1942) and ranks ninth in career scoring and 17th in rushing yards in school history. His 2,030 rushing yards stood as the MU record for 28 years. He posted MU's first 1,000-yard rushing campaign in 1942, ranking second in the nation with 1,098 yards. When MU led the nation in rushing in 1941, he was third in the nation with 855 yards. Steuber played in the East-West Shrine and College All-Star Games following graduation, then played professionally with the Chicago Bears, Cleveland Browns, Los Angeles Dons and Buffalo Bills. He was inducted into the National Football Foundation Hall of Fame in 1971.

Ed 'Brick' Travis // National Football Foundation Hall of Fame [1974], Retired Number, MU Ring of Honor

From St. Charles, Mo., Travis starred for the Tigers as a tackle in 1919-20 earning All-Missouri Valley Conference honors both years. He went on to play professional football with Rock Island (Ill.) in 1921, and the St. Louis All-Stars in 1923. He was inducted into the State of Missouri Sports Hall of Fame in 1972, and the National Football Foundation Hall of Fame in 1974. He was a member of the University's first Intercollegiate Athletic Committee. Players did not have numbers when Brick played, but he was added to Mizzou's Wall of Honor in 2019. He was inducted into the Mizzou Athletics Hall of Fame as part of its inaugural class in 1990.

Roger Wehrli, DB // National Football Foundation Hall of Fame [2004], #23 Retired Number, MU Ring of Honor, 1968 All-American

When it came to game-winning plays, MU's Roger Wehrli had few peers. Although stationed in the defensive backfield, the Tigers' highly-regarded Wehrli played major offensive roles in many MU victories during his career. Iowa State could testify to that. In 1966, Wehrli started the Tigers' 23-7 victory by returning the game-opening kickoff 96 yards for a TD. In the Tigers' 42-7 Homecoming win over ISU in '68, Wehrli put on a magnificent show by returning six punts for 149 yards — one a 54-yarder. The King City native set up four of the Tigers' six TDs. A week before, the 6-0, 184-pounder set an MU record by intercepting three Oklahoma State passes. A consensus All-American in 1968, and the nation's leading punt returner, Wehrli broke school and Big Eight punt return records during his career. He went on to a standout career with the St. Louis Cardinals and was a perennial All-Pro selection. Wehrli was enshrined into the National Football Foundation College Football Hall of Fame in 2004, and later was also enshrined in the Pro Football Hall of Fame in 2008.

Devin West, TB // 1998 All-American

He might have come to Mizzou from nearby Moberly, Mo., without much fanfare, but West became one of the top running backs in school history before his playing days were done. Lettering for four years (1995-98), West ended his career as MU's No. 2 all-time career rusher, with 2,954 yards, and now stands number five. He would rank as MU's all-time leader if bowl games were counted in career totals during his day. He was a first-team All-American running back (MU's first since Bob Steuber in 1942) as a senior in 1998, helping lead Mizzou to an 8-4 season and a win over West Virginia in the Insight.com Bowl — MU's first bowl win since 1981. He rushed for 125 yards in the game and tallied a then-MU single-season record 1,578 yards in 1998, which ranked him fifth in the nation. Included in that total was a dominant 319-yard, two-touchdown rushing day against Kansas for Homecoming in 1998. West played in the Senior Bowl following the 1998 season, and was a semifinalist for the prestigious Doak Walker Award, which is presented annually to the nation's top running back.

Bill Whitaker, DB // 1980 All-American

A ball-hawking defensive back who had a nose for big plays in the secondary. Earned first-team All-America honors as a senior in 1980 after leading the Big Eight Conference with six interceptions, including three in a single game against San Diego State. Oddly enough, he also had three pass interceptions as a junior in a game versus San Diego State. His 14 career interceptions tied him for the MU career record at the time of his graduation, and still ranks second on the school charts. Also served double-duty as a punt returner, and was MU's top return man in 1980, as the Tigers went 8-4 and played in the Liberty Bowl. Went on to become a seventh-round draft pick by the Green Bay Packers in the 1981 NFL Draft, and played six years in the league, three each with the Packers and the St. Louis Cardinals.

Kellen Winslow, TE // National Football Foundation Hall of Fame [2003], #83 Retired Number, MU Ring of Honor, 1978 All-American

A native of East St. Louis, Ill., Kellen Winslow redefined the tight end position at the collegiate and professional levels during his playing career. Before Winslow, most tight ends ran short-to medium-length pass patterns. Kellen was one of the first tight ends to run deeper routes due to his unique combination of size and speed. As a freshman, he only played in three games and caught one pass. The next year new coach Warren Powers installed an expanded passing offense in which Winslow and the Tigers flourished. That year Mizzou upset Notre Dame and Nebraska, two teams which were rated among the nation's top five teams, while Winslow's number of catches improved to 16. In his junior year, he earned the first of back-to-back all-conference selections. As a senior, he added consensus All-America to his list of accomplishments. Winslow went on to have a Pro Football Hall of Fame career in nine seasons with the San Diego Chargers, where he caught 541 passes for 6,741 yards and nine touchdowns. He was inducted into the National Football Foundation Hall of Fame in 2003.

ALL-CONFERENCE HONORS

ALL-MISSOURI VALLEY

- 1907 William Driver, E
Edwin Lee Miller, T
- 1908 William Driver, E
Dorcet Graves, T
Harvey Anderson, G
- 1909 Frank Burress, E
Frank Thacher, G
Ted Hackney, B
- 1910 Frank Burress, E
Frank Thacher, G
Clinton Collins, C
Ted Hackney, B
- 1911 Oscar Houston, T
Frank Hastings, T
Elmer Anderson G
Robert Wilson, C
David Dexter, B
- 1912 Jim Pixlee, E
George Barton, T
Robert Wilson, C
Edmond Knoble, B
- 1913 Jim Gallagher, G
Robert Wilson, C
Paul Shepard, B
- 1914 Jacob Spellman, E
James Clay, G
Paul Shepard, B
- 1915 Jacob Spellman, E
Radford Pittam, B
- 1916 Paul Hamilton, T
Bill Preston, G
Jesse Groves, G
Harry Lansing, C
Anton Stankowski, B
- 1919 Ed Travis, T
Chuck Lewis, B
- 1920 Ed Travis, T
Chuck Lewis, B
- 1921 Herb Blumer, T
Chuck Lewis, B
- 1923 Clyde Smith, C
- 1924 Jerry Lewis, G
Clyde Smith, C
- 1925 Carl Bacchus, E
Ed Lindenmeyer, T
Pete Johnson, B
- 1926 Carl Bacchus, E
Francis Lucas, G
Bert Clark, B
- 1927 Bill Smith, T
Bob Miller, G
Bob Mehrle, B

BIG SIX

- 1928 Miller Brown, E
Bill Smith, T
Bob Mehrle, B
- 1929 Keith Hursley, E
Paul Brayton, G
Ray Smith, C
John Waldorf, B
- 1930 Leonard McGirl, G
Robert Armstrong, C
- 1931 Charles Schiele, E
- 1932 Charles Schiele, E
- 1935 Huston Betty, C
- 1936 Maurice Kirk, G
Al Londe, B
- 1937 Maurice Kirk, G

- Henry Mahley, B
- 1938 Jack Kinnison, C
Paul Christman, B
- 1939 Robert Drf, E
Melvin Wetzel, T
Robert Waldorf, G
Paul Christman, B
- 1940 Darold Jenkins, C
Paul Chrisman, B
- 1941 Norville Wallach, T
Robert Jeffries, G
Darold Jenkins, C
Harry Ice, B
Bob Steuber, B
Don Reece, B
- 1942 Marshall Shurnas, E
Bert Ekern, E
Ed Hodges, T
Mike Fitzgerald, G
Bob Steuber, B
- 1943 John Morton, E
Alfred Anderson, T
Don Reece, B
- 1944 Jim Kekeris, T
Paul Collins, B
Bill Dellastatious, B
- 1945 Jim Kekeris, T
Robert Eigelberger, G
Ralph Stewart, C
Leonard Brown, B
Loyd Brinkman, B
- 1946 Roland Oakes, E
Marshall Shurnas, E
Jim Kekeris, T
Ralph Stewart, G
Loyd Brinkman, B
- 1947 Mel Sheehan, E
Chester Fritz, T
Virlie Abrams, G
Bus Entsminger, B
Dick Braznell, B

BIG SEVEN

- 1948 Mel Sheehan, E
Chester Fritz, T
Bob Fuchs, C
Bus Entsminger, B
- 1949 Gene Ackerman, E
Gene Pepper, G
John Glorioso, B
Dick Braznell, B
Win Carter, B
- 1950 Gene Ackerman, E
John Kadlec, G
- 1951 Bill Fuchs, C
Junior Wren, B
- 1952 Don Rutter, T
Paul Fuchs, T
Bob Castle, G
Jack Lordo, G
Terry Roberts, G
Ed Merrifield, B
- 1953 Terry Roberts, G
Bob Bauman, B
- 1954 Al Portney, T
- 1955 Harold Burnine, E
- 1956 Jim Hunter, B
- 1957 Jack Keelan, T
Merv Johnson, T
Charles Rash, G
Hank Kuhlmann, B

BIG EIGHT

- 1958 Danny LaRose, E
Mike Magac, T
Don Chadwick, G
Charles Rash, G
- 1959 Russ Sloan, E
Mike Magac, T
Tom Swaney, C
- 1960 Danny LaRose, E
Rockne Calhoun, T
Paul Henley, G
Mel West, B
- 1961 Conrad Hitchler, E
Ed Blaine, T
Bill Wegener, T
- 1962 Conrad Hitchler, E
Jerry Wallach, T
Tom Hertz, G
John Roland, B
- 1963 George Seals, E
Dave Gill, T
Gene Oliver, C
Gary Lane, B
- 1964 Tom Wrosteck, G
Bob Brown, G
Gary Lane, B
Butch Allison, T
Gus Otto, LB
Ken Boston, DB
John Roland, DB
- 1965 Francis Peay, OT
Mike Eader, OG
Gary Lane, QB
Charlie Brown, HB
Bruce Van Dyke, DT
John Roland, DB
Gary Grossnickle, HB
Dan Schuppan, DE
Jim Whitaker, DB
- 1967 Russ Washington, OT
Barry Lischner, FB
Jon Douglas, LB
Roger Wehrli, DB
- 1968 Jim Anderson, G
Bill Schmitt, DE
Rocky Wallace, DT
Carl Garber, LB
Roger Wehrli, DB
- 1969 Mel Gray, E
Larron Jackson, OT
Mark Kuhlmann, DT
Dennis Poppe, S
- 1970 Larron Jackson, OT
Rocky Wallace, LB
- 1972 Greg Hill, K
- 1973 Jim Schnietz, OT
Eddie Foster, OT
Scott Anderson, C
Greg Hill, K
John Moseley, DB
- 1974 Mark Miller, E
Tony Galbreath, HB
- 1975 Henry Marshall, E
KennyDowning, DB
- 1976 Morris Towns, OT
Joe Stewart, HB
- 1977 Joe Stewart, E
Kellen Winslow, TE
James Taylor, OT
Russ Calabrese, DB

- 1978 Kellen Winslow, TE
Pete Allard, C
Phil Bradley, QB
Russ Calabrese, DB
- 1979 Phil Bradley, QB
Eric Wright, S
- 1980 HowardRichards, OT
Brad Edelman, C
Phil Bradley, QB
Ron Verrilli, K
Lester Dickey, LB
Eric Wright, S
Bill Whitaker, DB
- 1981 Jeff Gaylord, DT
Kevin Potter, S
- 1982 James Caver, WR
Andy Gibler, TE
Demetrious Johnson, DB
- 1983 Conrad Goode, OT
Bobby Bell, DE
Jay Wilson, LB
Terry Matichak, DB
- 1984 George Shorthose, WR
John Clay, OT
- 1985 Herbert Johnson, WR
John Clay, OT
- 1986 John Clay, OT
- 1987 Erik McMillan, S
- 1988 Adrian Jones, DB
- 1989 Adrian Jones, DB
- 1990 Linzy Collins, WR
Harry Colon, S
- 1992 Victor Bailey, WR
Mike Bedosky, OG
- 1993 Mike Bedosky, OG
A.J. Ofodile, TE
- 1994 Kyle Pooler, P

BIG 12 (Coaches)

- 1996 Third Team**
Brian Cracraft, OL
DeMontie Cross, DB
Steve Haag, OL
Mike Morris, OL
Honorable Mention
Clayton Baker, DB
Corby Jones, QB
Todd Neimeyer, OL
Mark Norris, PK
Brock Olivo, RB
- 1997 First Team**
Corby Jones, QB
Mike Morris, OG
Second Team
Travis Biebel, OL
Marquis Gibson, DE
Brock Olivo, RB
Third Team
Brian Cracraft, OL
Shad Criss, DB
Harold Piersey, DB
Honorable Mention
Ernest Blackwell, OL
Eddie Brooks, TE
Ron Janes, RB
Donnell Jones, DL
Scott Knickman, PK
Kent Layman, WR
Todd Neimeyer, OL
Barry Odom, LB
Devin West, RB

ALL-CONFERENCE HONORS

1998	<p>First Team Craig Heimbürger, OG Harold Piersey, FS Rob Riti, C Devin West, TB Justin Wyatt, DG</p> <p>Second Team Corby Jones, QB Wade Perkins, DB</p> <p>Third Team Jeff Marriott, DL Todd Neimeyer, OL Barry Odom, LB</p> <p>Honorable Mention Caldrinoff Easter, DB Steve Erickson, DL Marquis Gibson, DE Carlos Posey, DB Justin Smith, DE Al Sterling, LB</p>	<p>Second Team Justin Gage, WR A.J. Ricker, OL Keith Wright, DL</p> <p>Third Team Antwaun Bynum, DE</p> <p>Honorable Mention Zack Abron, TB Brad Smith, QB</p>	<p>Second Team Pig Brown, SS William Moore, FS Martin Rucker, TE Stryker Sulak, DE Sean Weatherspoon, LB Jeff Wolfert, PK</p> <p>Honorable Mention Colin Brown, OL Tommy Chavis, DE Brock Christopher, LB Chase Coffman, TE Will Franklin, WR Carl Gettis, DB Tony Temple, TB Ziggy Hood, DT</p>	<p>Kevin Rutland, CB Austin Wuebbers, OL</p>			
1999	<p>First Team Rob Riti, C Justin Smith, DE</p> <p>Third Team Steve Erickson, DL Julian Jones, DB</p> <p>Honorable Mention Dwayne Blakley, TE Jeff Marriott, DL Barry Odom, LB Jamonte Robinson, LB</p>	2003	<p>First Team A.J. Ricker, OL</p> <p>Second Team Zack Abron, TB Rob Droege, OL C.J. Mosley, DL</p> <p>Third Team Atiyah Ellison, DL James Kinney, LB Brad Smith, QB</p> <p>Honorable Mention Brandon Barnes, LB Michael Harden, CB J.D. McCoy, TE Tony Palmer, OL Brian Smith, DL</p>	2008	<p>First Team Ziggy Hood, DT Jeremy Maclin, WR William Moore, FS Sean Weatherspoon, LB Jeff Wolfert, PK</p> <p>Second Team Chase Coffman, TE Kurtis Gregory, OL Stryker Sulak, DE Derrick Washington, TB</p> <p>Honorable Mention Tim Barnes, OL Jaron Baston, DL Castine Bridges, DB Colin Brown, OL Brock Christopher, LB Chase Daniel, QB Justin Garrett, S Jeremy Maclin, PR/KR Tommy Saunders, WR</p>	2011	<p>First Team Michael Egnew, TE Henry Josey, TB</p> <p>Second Team Trey Barrow, P E.J. Gaines, DB Jacquies Smith, DE</p> <p>Honorable Mention Dominique Hamilton, DT Dan Hoch, OL Kenji Jackson, S Luke Lambert, LB T.J. Moe, WR Jayson Palmgren, OL Sheldon Richardson, DT Braylon Webb, S Austin Wuebbers, OL</p>
2000	<p>First Team Justin Smith, DE</p> <p>Second Team Pat Minguucci, DL</p> <p>Third Team Mike Hayes, OL</p> <p>Honorable Mention Dwayne Blakley, TE Justin Bland, OL Sean Doyle, LB Pat Duffy, LB Antoine Duncan, DB Justin Gage, WR Joe Glauberman, OL Cedric Harden, DL Clarence Jones, DB Julian Jones, DB Danny McCamy, DL Jamonte Robinson, LB</p>	2004	<p>First Team Atiyah Ellison, DL</p> <p>Second Team James Kinney, LB Tony Palmer, OL</p> <p>Honorable Mention Shirdonya Mitchell, CB C.J. Mosley, DL Jason Simpson, S Brad Smith, QB</p>	2009	<p>First Team Danario Alexander, WR Grant Ressel, PK Sean Weatherspoon, LB</p> <p>Second Team Jaron Baston, DL Kurtis Gregory, OL</p> <p>Honorable Mention Carl Gettis, DB Jake Harry IV, P Dan Hoch, OL Jared Perry, WR Kevin Rutland, DB Jasper Simmons, S Aldon Smith, DE Derrick Washington, TB</p>	BIG 12 (AP)	<p>1996</p> <p>Second Team DeMontie Cross, DB</p> <p>Third Team Brian Cracraft, DL Steve Haag, OL Mike Morris, OL</p> <p>Honorable Mention Clayton Baker, DB Corby Jones, QB Todd Neimeyer, OL Mark Norris, OL Brock Olivo, RB</p>
2001	<p>First Team Justin Gage, WR</p> <p>Second Team Aaron Crittendon, OL Keith Wright, DL</p> <p>Third Team Zack Abron, RB Brad Hammerich, PK A.J. Ricker, OL</p> <p>Honorable Mention Dwayne Blakley, TE Justin Bland, OL Antwaun Bynum, DE Sean Doyle, LB Tauras Ferguson, DB Mike Hayes, OL Jamonte Robinson, LB</p>	2005	<p>First Team Tony Palmer, OL</p> <p>Honorable Mention Joel Clinger, OL Sean Coffey, WR Marcus King, CB David Overstreet, S Martin Rucker, TE Jason Simpson, S Brad Smith, QB Brian Smith, DE Adam Spieker, OL</p>	2010	<p>First Team Tim Barnes, C Michael Egnew, TE Aldon Smith, DE</p> <p>Second Team T.J. Moe, WR Jacquies Smith, DE</p> <p>Honorable Mention Elvis Fisher, OL Blaine Gabbert, QB Andrew Gachkar, LB Zaviar Gooden, LB Jarrell Harrison, S Dan Hoch, OL Brad Madison, DE Grant Ressel, PK Terrell Resonno, DL</p>	1997	<p>First Team Corby Jones, QB Mike Morris, OL</p> <p>Second Team Travis Biebel, OL Brock Olivo, RB Harold Piersey, DB</p>
2002	<p>First Team Rob Droege, OL</p>	2006	<p>First Team Marcus Bacon, LB Joel Clinger, OL Martin Rucker, TE</p> <p>Second Team Chase Coffman, TE Chase Daniel, QB David Overstreet, S Brian Smith, DE</p> <p>Honorable Mention William Franklin, WR Dedrick Harrington, LB Xzavie Jackson, DE Tony Temple, TB Darnell Terrell, CB Lorenzo Williams, DL Jeff Wolfert, PK</p>		1998	<p>First Team Craig Heimbürger, OL Harold Piersey, DB Rob Riti, OL Devin West, RB</p> <p>Second Team Todd Neimeyer, OL Wade Perkins, DB</p>	
		2007	<p>First Team Chase Daniel, QB Jeremy Maclin, WR Jeremy Maclin, KR/PR Adam Spieker, OL Lorenzo Williams, DT</p>		1999	<p>First Team Rob Riti, OL Justin Smith, DE</p> <p>Honorable Mention Barry Odom, LB</p>	
					2000	<p>First Team Justin Smith, DE</p> <p>Honorable Mention Dwayne Blakley, TE Sean Doyle, LB Justin Gage, WR Mike Hayes, OL Pat Minguucci, DL</p>	
					2001	<p>First Team Justin Gage, WR</p> <p>Second Team Jamonte Robinson, LB</p> <p>Honorable Mention Aaron Crittendon, OL Sean Doyle, LB Brad Hammerich, PK Mike Hayes, OL</p>	

ALL-CONFERENCE HONORS

2002 A.J. Ricker, OL
Keith Wright, DL
First Team
Justin Gage, WR
Second Team
Keith Wright, DL
Honorable Mention
Antwaun Bynum, DE
Sean Doyle, LB
Brock Harvey, P
James Kinney, LB
Mike Matheny, PK
A.J. Ricker, OL
Brad Smith, QB
Brad Smith, All Purpose

2003 **First Team**
Rob Droege, OL
Second Team
Zack Abron, TB
James Kinney, LB
A.J. Ricker, OL
Honorable Mention
Brandon Barnes, LB
J.D. McCoy, TE
C.J. Mosley, OL
Tony Palmer, OL
Brad Smith, QB
Brad Smith, All Purpose
Brian Smith, DL
Nino Williams, S

2004 **First Team**
James Kinney, LB
C.J. Mosley, DL
Second Team
Jason Simpson, S
Honorable Mention
Sean Coffey, WR
Atiyah Ellison, OL
Shirdonya Mitchell, CB
Tony Palmer, OL
Brian Smith, DE

2005 **First Team**
Tony Palmer, OL
Brad Smith, All Purpose
Second Team
Brian Smith, DE
Honorable Mention
Marcus King, CB
David Overstreet, S
Martin Rucker, TE
Jason Simpson, S

2006 **First Team**
Marcus Bacon, LB
Chase Coffman, TE
Second Team
David Overstreet, S
Honorable Mention
Joel Clinger, OL
Chase Daniel, QB
William Franklin, WR
Dedrick Harrington, LB
Xzavie Jackson, DE
Martin Rucker, TE
Brian Smith, DE
Adam Spieker, OL
Tony Temple, TB
Lorenzo Williams, DL
Jeff Wolfert, PK

2007 **First Team**
Chase Daniel, QB
Jeremy Maclin, AP
William Moore, FS
Martin Rucker, TE
Adam Spieker, C
Sean Weatherspoon, LB
Lorenzo Williams, DT
Jeff Wolfert, PK
Second Team
Pig Brown, SS
Chase Coffman, TE
Tyler Luellen, OL
Stryker Sulak, DE
Honorable Mention
Colin Brown, OL
Tommy Chavis, DE
Brock Christopher, LB
Kurtis Gregory, OL
Ziggy Hood, DT

2008 **First Team**
Chase Coffman, TE
Jeremy Maclin, WR
Jeremy Maclin, AP
Sean Weatherspoon, LB
Jeff Wolfert, PK
Second Team
William Moore, FS
Stryker Sulak, DE
Honorable Mention
Castine Bridges, DB
Colin Brown, OL
Carl Gettis, DB
Kurtis Gregory, OL
Ziggy Hood, DT
Derrick Washington, TB

2009 **First Team**
Danario Alexander, WR
Grant Ressel, PK
Sean Weatherspoon, LB
Second Team
Kurtis Gregory, OL
Aldon Smith, DE
Honorable Mention
Will Ebner, LB
Elvis Fisher, OL
Blaine Gabbert, QB
Jake Harry IV, P

2010 **First Team**
Tim Barnes, C
Michael Egnew, TE
Andrew Gachkar, LB
Second Team
Dan Hoch, DL
Brad Madison, DE
Honorable Mention
Carl Gettis, CB
Matt Grabner, P
Jarrell Harrison, S
T.J. Moe, WR
Grant Ressel, PK
Kevin Rutland, CB
Aldon Smith, DE
Jacques Smith, DE

2011 **First Team**
Michael Egnew, TE
E.J. Gaines, CB
Dominique Hamilton, DT
Henry Josey, TB

Second Team
Trey Barrow, P
Luke Lambert, LB
Jacques Smith, DE
Austin Wuebbers, OL
Honorable Mention
Andrew Wilson, LB

SEC (Coaches)
2012 **Second Team**
Sheldon Richardson, DT

2013 **First Team**
E.J. Gaines, CB
Michael Sam, DE
Second Team
Justin Britt, OL
Marcus Murphy, AP

2014 **First Team**
Marcus Murphy, AP
Marcus Murphy, RS
Shane Ray, DE
Second Team
Markus Golden, DE
Mitch Morse, OL
Bud Sasser, WR
Braylon Webb, SS

2015 **First Team**
Kentrell Brothers, LB
Second Team
Charles Harris, DE

2016 **First Team**
Aarion Penton, DB
Second Team
Charles Harris, DE

2017 **First Team**
Drew Lock, QB
Second Team
Marcell Frazier, DE
Albert Okwuegbunam, TE
J'Mon Moore, WR

2018 **Second Team**
DeMarkus Acy, CB
Terry Beckner, Jr., DL
Cale Garrett, LB
Emanuel Hall, WR
Drew Lock, QB

2019 **First Team**
Nick Bolton, LB
Second Team
Albert Okwuegbunam, TE

2020 **First Team**
Nick Bolton, LB
Trajan Jeffcoat, DL
Second Team
Larry Rountree III, RB

2021 **First Team**
Tyler Badie, RB
Harrison Mevis, K
Second Team
Michael Maietti, C

2022 **First Team**
Kris Abrams-Draine, DB
Luther Burden III, WR
Javon Foster, OL
Darius Robinson, DL
Cody Schrader, RB
Second Team
Ty'Ron Hopper, LB
Harrison Mevis, K

SEC (AP)
2012 **First Team**
Sheldon Richardson, DT

2013 **First Team**
Justin Britt, OL
Kony Ealy, DE
Michael Sam, DE
E.J. Gaines, CB
Second Team
Dorial Green-Beckham, WR
Andrew Wilson, LB
Honorable Mention
Markus Golden, DE

2014 **First Team**
Marcus Murphy, AP
Shane Ray, DE
Bud Sasser, WR
Second Team
Kentrell Brothers, LB
Braylon Webb, SS
Honorable Mention
Harold Brantley, DL
Markus Golden, DE

2015 **First Team**
Kentrell Brothers, LB
Second Team
Charles Harris, DE

2016 **Second Team**
Charles Harris, DE
J'Mon Moore, WR
Aarion Penton, DB

2017 **First Team**
Drew Lock, QB
Second Team
Marcell Frazier, DE
Albert Okwuegbunam, TE
J'Mon Moore, WR

2018 **First Team**
Tre'Vour Wallace-Simms, OL
Second Team
Terry Beckner, Jr., DL
Drew Lock, QB

2019 **First Team**
Jordan Elliott, DT
Nick Bolton, LB

2020 **First Team**
Nick Bolton, LB
Trajan Jeffcoat, DL

2021 **First Team**
Tyler Badie, RB
Michael Maietti, C
Harrison Mevis, K

2022 **Second Team**
Isaiah McGuire, DL
Dominic Lovett, WR

2023 **First Team**
Kris Abrams-Draine, DB
Luther Burden III, WR
Javon Foster, OL
Darius Robinson, DL
Cody Schrader, RB
Second Team
Cam'Ron Johnson, OL
Harrison Mevis, K

CONFERENCE AND NATIONAL HONORS

THREE-TIME

FIRST-TEAM ALL-CONFERENCE

Chuck Wilson, C	1911-13
Chuck Lewis, HB	1919-21
Paul Christman, QB	1938-40
Jim Kekeris, T	1944-46
Johnny Roland, HB	1962-64-65
Gary Lane, QB	1963-65
Phil Bradley, QB	1978-80
John Clay, OT	1984-86
Sean Weatherspoon, LB	2007-09

OFFENSIVE PLAYER OF THE YEAR

1980	Phil Bradley
2007	Chase Daniel (Coaches)

DEFENSIVE PLAYER OF THE YEAR

1981	Jeff Gaylord (AP)
2013	Michael Sam (AP & Coaches)
2014	Shane Ray (AP & Coaches)

SPECIAL TEAMS

PLAYER OF THE YEAR

2014	Marcus Murphy (Coaches)
------	-------------------------

DEFENSIVE

NEWCOMER OF THE YEAR

1986	Adrian Jones (AP)
1998	Justin Smith (AP)
2009	Aldon Smith (AP)

DEFENSIVE FRESHMAN OF THE YEAR

1991	Darryl Major (Coaches)
1998	Justin Smith (Coaches)
2009	Aldon Smith (Coaches)

OFFENSIVE NEWCOMER OF THE YEAR

2002	Brad Smith (AP)
------	-----------------

OFFENSIVE FRESHMAN OF THE YEAR

1994	Brock Olivo (Coaches)
2002	Brad Smith (Coaches)
2007	Jeremy Maclin (Coaches)
2020	Connor Bazelak (Coaches)

OFFENSIVE LINEMAN OF THE YEAR

2007	Adam Spieker (Coaches)
------	------------------------

ATHLETE OF THE YEAR

1979	Kellen Winslow
2007	Chase Daniel

AFCA REGION

COACH OF THE YEAR

2023	Elijah Drinkwitz
------	------------------

COACH OF THE YEAR

1972	Al Onofrio
1983	Warren Powers (AP)
1997	Larry Smith (AP)
2007	Gary Pinkel (AP)
2014	Gary Pinkel (Coaches)
2023	Elijah Drinkwitz (AP)

BURLSWORTH TROPHY

2023	Cody Schrader
------	---------------

PLAYERS OF THE WEEK

1972

10/7	DT Dan McDonough (Oklahoma St.)
------	---------------------------------

10/21	QB John Cherry, FB Don Johnson, C Scott Anderson (ND)
11/18	K Greg Hill (Iowa St.)

1973

10/6	DB John Moseley (SMU)
10/13	NG Herris Butler (Nebraska)
10/20	DB Kenny Downing (Okla. St.)

1974

9/28	DB Tony Gillick (Arizona St.)
10/26	RB Tony Galbreath (Colorado)
11/2	RB Tony Galbreath (Kansas State)

1975

9/13	RB Tony Galbreath (Alabama)
9/27	DB Kenny Downing (Wisconsin)

1976

9/11	RB Curtis Brown (USC)
9/25	QB Pete Woods (Ohio State)
	LB Chris Garlich (Ohio State)

1977

10/1	DB Russ Calabrese (Arizona State)
10/22	QB Pete Woods (Kansas State)
10/29	QB Pete Woods, OT James Taylor (Colorado)
11/12	DT Steve Hamilton (Okla. St.)

1978

9/9	LB Chris Garlich (Notre Dame)
9/23	QB Phil Bradley (Ole Miss)
11/18	LB Chris Garlich (Nebraska)
	RB James Wilder (Nebraska)

1979

9/8	DB Eric Wright (San Diego State)
-----	----------------------------------

1980

9/27	DB Bill Whitaker (San Diego State)
10/11	LB Lester Dickey (Oklahoma State)
11/8	WR Ron Fellows (Iowa St.)
11/22	QB Phil Bradley (Kansas)

1981

10/3	RB Bob Meyer, DT Jerome Sally (Mississippi State)
11/14	DT Jeff Gaylord (Oklahoma)

1982

11/20	WR James Caver (Kansas)
-------	-------------------------

1983

9/10	QB Marlon Adler (Illinois)
11/5	DE Taft Sales (Oklahoma)
11/12	LB Jay Wilson (Okla. St.)

1984

9/24	QB Marlon Adler (Mississippi State)
10/8	QB Marlon Adler (Colorado)

1985

10/5	RB Darrell Wallace (California)
------	---------------------------------

1986

9/15	DT Dick Chapura (Utah St.)
9/22	QB Ronnie Cameron (Texas)

1987

9/21	RB Robert Delpino (Northwestern)
10/5	DB Erik McMillan (Syracuse)
10/19	DB Erik McMillan (Iowa St.)

1988

10/8	DB Harry Colon (Colorado)
10/31	DB Otis Smith (Nebraska)
11/14	DB Adrian Jones (Oklahoma)

1990

10/1	QB Kent Kiefer (Arizona St.)
------	------------------------------

1991

9/16	QB Phil Johnson (Illinois)
	DB Maurice Benson (Illinois)
10/7	DB S. Washington (Memphis)

1992

10/19	QB Jeff Handy (Okla. St.)
10/26	WR Victor Bailey (Nebraska)
11/22	LB Travis McDonald (Kansas)
	PK Jeff Jacke (Kansas)

1993

9/11	QB Jeff Handy (Illinois)
10/16	DB Jason Oliver (Okla. St.)
10/30	RB Joe Freeman (Iowa St.)

1994

11/26	DE Marc Pedrotti (Hawaii)
1996	10/26 QB Corby Jones (Okla. St.)
11/23	LB Joe Love (Kansas)

1997

9/20	LB Barry Odom (Tulsa)
10/25	QB Corby Jones (Okla. St.)

1998

9/12	TB Devin West (Kansas)
10/10	TB Devin West (Iowa St.)
10/17	CB Wade Perkins (Oklahoma)

1999

11/7	CB Wade Perkins (Colorado)
1999	10/30 NT Jeff Marriott (Texas Tech)
2000	11/13 DE Justin Smith (Baylor)

2000

2002	9/2 QB Brad Smith (Illinois)
	9/30 CB R.J. Jones (Troy St.)
	11/4 PR Marcus James (Iowa State)

2003

10/13	QB Brad Smith (Nebraska)
10/27	QB Brad Smith (Texas Tech)
12/1	PR Marcus James (Iowa State)

2004

11/29	QB Brad Smith (Iowa St.)
-------	--------------------------

2005

9/5	QB Brad Smith (Arkansas St.)
10/10	DE Brian Smith (Okla. St.)
10/17	PK/P Adam Crossett (Iowa State)
10/24	QB Brad Smith (Nebraska)

2006

9/4	QB Chase Daniel (Murray State)
-----	--------------------------------

9/11	LB Marcus Bacon (Ole Miss)
9/18	DE Brian Smith (New Mexico)
10/23	S David Overstreet (Kansas State)
11/27	QB Chase Daniel (Kansas)
2007	9/4 SS Pig Brown (Illinois)
	9/24 PR/KR Jeremy Maclin (Illinois State)
	10/8 QB Chase Daniel (Nebraska)
	10/22 SS Pig Brown (Texas Tech)
	11/5 QB Chase Daniel (Colorado)
	11/19 PR/KR Jeremy Maclin (Kansas St.)
	11/26 QB Chase Daniel (Kansas)
	PK Jeff Wolfert (Kansas)

2008

9/2	DE Stryker Sulak (Illinois)
9/2	PR/KR Jeremy Maclin (Illinois)
9/15	PK Jeff Wolfert (Nevada)
9/22	LB Sean Weatherspoon (Buffalo)
9/22	QB Chase Daniel (Buffalo)

2009

9/8	QB Blaine Gabbert (Illinois)
9/28	WR Danario Alexander (Nevada)
11/16	WR Danario Alexander (Kansas State)
11/30	PK Grant Ressel (Kansas)
2010	9/7 DE Aldon Smith (Illinois)
	10/25 QB Blaine Gabbert (Oklahoma)
	KR Gahn McGaffie (Oklahoma)

2011

9/12	LB Zaviar Gooden (Arizona St.)
9/19	TB Henry Josey (Western Illinois)
10/31	CB E.J. Gaines (Texas A&M)

2012

9/17	SS Kenronte Walker (Arizona St.)
10/29	DT Sheldon Richardson (Kentucky)
2012	9/1 KR Marcus Murphy (SE Louisiana)
	10/1 KR Marcus Murphy (UCF)
	11/12 PK Andrew Baggett (Tennessee)

2013

9/9	DE Markus Golden (Toledo)
9/16	DE Kony Ealy (Indiana)
9/30	DE Michael Sam (Arkansas State)
10/7	DE Michael Sam (Vanderbilt)
10/14	LB Kentrell Brothers (Georgia)
10/21	DE Michael Sam (Florida)
	QB Maty Mauk (Florida)
11/4	LT Justin Britt (Tennessee)
11/11	QB Maty Mauk (Kentucky)

CONFERENCE AND ACADEMIC HONORS

11/25 DL Harold Brantley (Ole Miss)
 12/2 CB E.J. Gaines (Texas A&M)
2014
 9/6 QB Maty Mauk (Toledo)
 9/13 DE Shane Ray (UCF)
 9/27 DE Shane Ray (South Carolina)
 10/18 DE Shane Ray (Florida)
 KR Marcus Murphy (Florida)
 11/1 DE Shane Ray (Kentucky)
 11/15 TB Russell Hansbrough (Texas A&M)
 11/22 DE Markus Golden (Tennessee)
 11/28 PK Andrew Baggett (Arkansas)
2015
 9/12 LB K. Brothers (Arkansas State)
2016
 9/10 WR/KR Johnathon Johnson (Eastern Michigan)
 11/12 DE Charles Harris (Vanderbilt)
 11/25 DE Marcell Frazier (Arkansas)
2017
 9/4 QB Drew Lock (Missouri State)
 10/23 TE Albert Okwuegbunam (Idaho)
 11/6 S Anthony Sherrills (Florida)
 11/13 RB Larry Rountree, DE Marcell Frazier (Tennessee)
 11/20 TE A. Okwuegbunam, DE Marcell Frazier (Vanderbilt)
 11/27 QB Drew Lock (Arkansas)
2018
 9/15 WR Jalen Knox (Purdue)
 10/20 WR Jalen Knox (Memphis)
 11/3 QB Drew Lock (Florida)
 11/10 TE Daniel Parker, Jr. (Vanderbilt)
 11/17 QB Drew Lock (Tennessee)
 11/23 DL Jordan Elliott (Arkansas)
2019
 9/7 LB Nick Bolton (West Virginia)
 9/21 LB Cale Garrett (South Carolina)
 10/5 LB Cale Garrett (Troy)
 10/12 OL Yasir Durant (Ole Miss)
2020
 10/10 QB Connor Bazelak (LSU)
 10/24 OL Case Cook, LB Nick Bolton (Kentucky)
 11/21 P Gant McKinniss (South Carolina)
 11/28 QB Connor Bazelak (Vanderbilt)
 12/5 K Harrison Mevis, QB Connor Bazelak (Arkansas)
2021
 10/30 RB Tyler Badie, K Harrison Mevis (Vanderbilt)
 11/13 DL Isaiah McGuire (South Carolina)

11/20 DL Trajan Jeffcoat, K Harrison Mevis (Florida)
2022
 10/3 K Harrison Mevis (Georgia)
 10/24 WR Luther Burden (Vanderbilt)
 10/31 DL Isaiah McGuire (South Carolina)
2023
 9/9 DL Nyles Gaddy (Middle Tennessee)
 9/16 K Harrison Mevis (Kansas State)
 10/14 DE Darius Robinson (Kentucky)
 10/21 RB Cody Schrader, OL Javon Foster (South Carolina)
 11/11 DE Darius Robinson (Tennessee)
 11/18 QB Brady Cook, K Harrison Mevis, OL Xavier Delgado

COSIDA/CSC ACADEMIC ALL-AMERICANS

1962 Tom Hertz, G
 1966 Dan Schuppan, DE (1st)
 Bill Powell, DT (1st)
 1968 Carl Garber, G
 1970 Nip Weisenfels, LB (1st)
 Rocky Wallace, DT (2nd)
 1972 Greg Hill, K (1st)
 1976 Chris Garlich, LB (2nd)
 1978 Chris Garlich, LB (2nd)
 1979 Eric Berg, LB (2nd)
 1981 Van Darkow, LB (1st)
 Kendall Ponder, DL (2nd)
 1987 Vincent Keil, LB (2nd)
 1990 Kent Kiefer, QB (2nd)
 1993 Matt Burgess, C (1st)
 1998 Jake Stueve, TE (1st)
 2003 Rob Droege, T (1st)
 2007 Adam Crossett, P (1st)
 2013 Matt Hoch, DL (2nd)
 2020 Nick Bolton, LB (2nd)
 2023 Darius Robinson, DL (1st)

SEC FOOTBALL SCHOLAR-ATHLETE OF THE YEAR

2023 Brady Cook, QB

NCAA POSTGRADUATE SCHOLARS

1966 Tom Lynn, DE
 1967 Jim Whitaker, DB
 1969 Chuck Weber, HB
 1971 Nip Weisenfels, LB
 1979 Chris Garlich, LB
 1981 Van Darkow, LB

NATIONAL FOOTBALL FOUNDATION SCHOLAR-ATHLETES

1960 Fred Brossart, HB
 1963 David Gill, T
 1966 Bill Powell, DT
 1978 Chris Garlich, LB
 1981 Van Darkow, LB
 1990 Kent Kiefer, QB

1993 Mike Bedosky, OG
 1998 Corby Jones, QB
 2003 Rob Droege, T
 2005 Brad Smith, QB
 2008 Chase Daniel, QB

BIG SEVEN

1954 Jack Hurley, E
 Norden Stefanides, G
 J.W. Shiveley Jr., G
 1956 Jimmy Hunter, QB
 1957 Mervin Johnson, T
 Tom Swaney, C

BIG EIGHT

1958 Tom Swaney, C
 Fred Brossart, B
 1959 Paul Henley, G
 Fred Brossart, B
 1960 Paul Henley, G
 1962 Tom Hertz, G
 1963 David Gill, T
 Ronald Lurie, G
 Bill Powell, DT
 1964 Carl Reese, FB
 1965 Tom Lynn, DE
 Bill Powell, DT
 1966 Chuck Weber, E
 Dan Schuppan, DE
 Bill Powell, DT
 Jim Whitaker, DB
 1967 Jim Willsey, OG
 Gary Kombrink, QB
 Chuck Weber, HB
 John Meyer, DB
 1968 Bill Schmitt, DE
 Carl Garber, G
 Nip Weisenfels, LB
 1969 John Brown, DE
 John Cowan, DT
 Nip Weisenfels, LB
 Dennis Poppe, DB
 John Burns, OT
 Rocky Wallace, LB
 Steve Mizer, MG
 Nip Weisenfels, LB
 1971 Dan Borgard, DE
 1972 Greg Hill, K
 J.L. Doak, DE
 Dave Johnston, DE
 Ron Coppenbarger, DB
 1973 Chris Kirley, OG
 1974 Bill Ziegler, HB
 Dave Johnston, DE
 Ray Miller, DT
 1975 Mike Owens, DT
 Dale Smith, DE
 1976 Dale Smith, DE
 Chris Garlich, LB
 1977 Mark Clark, OG
 Pete Allard, C
 David Legg, DE
 Chris Garlich, LB
 Jim Leavitt, DB
 1978 Pete Allard, C
 Ray Stephens, DE
 Chris Garlich, LB
 1979 Mark Jones, OG
 Ray Stephens, DE
 Eric Berg, LB

1980 Bob Meyer, RB
 Kendall Ponder, DE
 Van Darkow, LB
 1981 Bob Meyer, RB
 Kendall Ponder, DE
 Phil Greenfield, C
 Tracey Mack, LB
 Buck Stinson, LB
 Terry Matchak, DB
 1984 Tracey Mack, LB
 Wallace Snowden, DB
 1985 Marlon Adler, QB
 1986 Phil Pettey, OG
 1987 Phil Schreiber, OT
 1988 Smiley Elmore, RB
 Chris Jensen, TE
 1989 Ted LePage, DB
 Cordell McKinney, DB
 Charles Murphy, DB
 1990 Kent Kiefer, QB
 Tom Reiner, LB
 1991 Phil Johnson, QB
 Kent Gardner, LB
 Mike Jadlot, DB
 1992 Mike Bedosky, OG
 Tim Burke, DT
 Mike Jadlot, WR
 Rick Lyle, DE
 Marc Pedrotti, DE
 1993 Mike Bedosky, OG
 Matt Burgess, C
 Mike Jadlot, WR
 Rick Lyle, DE
 Matt Pearce, OG
 1994 Marc Pedrotti, DE
 1995 Bo Adams, SS
 Chris Barrows, OG/C
 Brandon Corso, QB
 Matt Dowil, OG
 Mark Norris, K

BIG 12

1996 First Team
 Corby Jones, QB
 John McArthur, QB
 Tim Mittelstadt, OT
 Mark Norris, K
 Jake Stueve, TE
Second Team
 Craig Heimbarger, OL
 Todd Neimeyer, OL
 Paul Schmanke, LB
 Cliff Smith, OL
1997 First Team
 Corby Jones, QB
 Tim Mittelstadt, OG
 Cliff Smith, OG
 Jake Stueve, TE
Second Team
 Todd Neimeyer, OT
1998 First Team
 John Dausman, WR
 Tim Geiger, K
 Corby Jones, QB
 Cliff Smith, OG
 Jake Stueve, TE
Second Team
 Kent Layman, WR
 Jeff Marriott, NT
 Todd Neimeyer, OT

ACADEMIC HONORS

1999 Vince Sebo, P
First Team
 Steve Erickson, DT
 Kirk Farmer, QB
 Tim Geiger, K
 Kent Layman, WR
 Jamonte Robinson, LB
 Justin Smith, DE
Second Team
 Ben Davidson, TE
 Joe Glauberman, OL
 Julian Jones, DB
 Rob Riti, OL
 Vince Sebo, P

2000 **First Team**
 John Dausman, WR
 Rob Droege, OT
 A.J. Ricker, C
 Chris Ryan, DE
Second Team
 Marcus Caldwell, DB
 Jared Gilpin, P
 Justin Smith, DE

2001 **First Team**
 Ben Davidson, TE
 Jim Dougherty, QB
 Rob Droege, OT
 Kirk Farmer, QB
 Rusty Groth, DL
 Terrell Mills, DE
 Phil Pitts, DL
 Chris Ryan, DT
Second Team
 Marcus Caldwell, DB
 Jared Gilpin, P
 Brock Harvey, P
 Kevin Johnson, CB
 T.J. Leon, TB
 Duke Revard, LB
 A.J. Ricker, C

2002 **First Team**
 Rob Droege, OT
 Kirk Farmer, QB
 Brian Fuller, OS
 Rusty Groth, DL
 Brian Heits, OL
 T.J. Leon, TB
 Clint Matthews, TE
 Phil Pitts, DE
 A.J. Ricker, C
 Shan Schauffler, TB
Second Team
 Brock Harvey, P
 Marcus James, WR
 Terrell Mills, DE

2003 **First Team**
 Russ Bell, DT
 Rob Droege, OT
 Todd Gohsler, P
 Rusty Groth, DL
 Brock Harvey, P
 Marcus James, WR
Second Team
 Clint Matthews, TE
 Derrick Ming, LB
 David Overstreet, S
 Phil Pitts, DL

2004 **First Team**
 Adam Crossett, P/PK
 Brad Ekwerekwu, WR

Jason Gannon, TE
 Joe Gianino, OG
 Brock Harvey, P
 Andrew Hoskins, WR
 Clint Matthews, TE
 Zach Strom, C
Second Team
 Derrick Ming, LB
 Phil Pitts, DL
 Jason Ray, WR
 Beau Viehmann, TB

2005 **First Team**
 Adam Crossett, P/PK
 Zach Kauflin, DL
 Derrick Ming, LB
 Scott Wheatley, DL
Second Team
 Brad Ekwerekwu, WR
 Quincy Wade, S

2006 **First Team**
 Brock Christopher, LB
 Adam Crossett, P
 Chase Daniel, QB
 Kurtis Gregory, OL
 Andrew Hoskins, WR
 Darren Meade, DB
 James Stigall, OL
 Phinney Troy, OL
 Dain Wise, OL
 Jeff Wolfert, PK
Second Team
 Chase Coffman, TE
 Jon Gissinger, TE

2007 **First Team**
 Steven Blair, DL
 Adam Crossett, P
 Chase Daniel, QB
 Kurtis Gregory, OL
 Chase Patton, QB
 James Stigall, OL
 Dain Wise, OL
 Jeff Wolfert, PK
Second Team
 Tim Barnes, OL
 Jeff Gettys, LB
 Tyler Luellen, OL
 John Ruth, LB
 Adam Spieker, OL
 Lorenzo Williams, DL

2008 **First Team**
 Colin Brown, OL
 Chase Daniel, QB
 Chase Patton, QB
 Dain Wise, OL
 Jeff Wolfert, PK
 Austin Wuebbels, OL
Second Team
 Kurtis Gregory, OL
 Ziggy Hood, DT

2009 **First Team**
 Blaine Gabbert, QB
 Zaviar Gooden, LB
 Kurtis Gregory, OL
 Grant Ressel, PK
 Travis Ruth, OL
 Robert Steeples, DB
 Austin Wuebbels, OL
Second Team
 Will Ebner, LB
 Dan Hoch, OL

Jerrell Jackson, WR
 Kenji Jackson, S
 Andrew Jones, TE
 Wes Kemp, WR
 De'Vion Moore, TB
 Mike Prince, OL
 Forrest Shock, WR
 Chris Willett, TE

2010 **First Team**
 Brayden Burnett, DL
 Dan Hoch, OL
 T.J. Moe, WR
 Grant Ressel, PK
 Travis Ruth, OL
 Austin Wuebbels, OL
Second Team
 Justin Britt, OL
 Jimmy Costello, QB
 Will Ebner, LB
 Marvin Foster, DL
 Blaine Gabbert, QB
 Jerrell Jackson, WR
 L'Damian Washington, WR
 Matt White, S
First Team
 Brayden Burnett, DE
 Jimmy Costello, QB
 Dan Hoch, OL
 Matt Hoch, DL
 Marcus Lucas, WR
 T.J. Moe, WR
 De'Vion Moore, TB
 Mitch Morse, OL
 Grant Ressel, PK
 Travis Ruth, OL
 Austin Wuebbels, OL
Second Team
 Trey Barrow, P
 James Franklin, QB
 Jerrell Jackson, WR
 Tony Randolph, LB
 Andrew Wilson, LB

SEC 2012 **Academic Honor Roll**
 Trey Barrow, P
 Michael Brennan, LB
 Christian Brinser, P
 Jimmy Burge, DL
 Brayden Burnett, DL
 Taylor Chappell, OL
 Max Copeland, OL
 Tyler Davis, TB
 Alex Demczak, QB
 Will Ebner, LB
 Clayton Echard, DL
 Elvis Fisher, OL
 Marvin Foster, DL
 Michael Godas, DB
 Zaviar Gooden, LB
 Mark Hill, OL
 Matt Hoch, DL
 Tyler Hunt, TB
 Wesley Leftwich, WR
 Connor McGovern, OL
 Jack Meiners, OL
 T.J. Moe, WR
 Mitch Morse, OL
 Blake Owens, PK

Joe Plevel, WR
 Randy Ponder, DB
 Travis Ruth, OL
 Andrew Wilson, LB

2013 **Academic Honor Roll**
 Michael Brennan, LB
 Christian Brinser, P
 Justin Britt, OL
 Brayden Burnett, DE
 Taylor Chappell, OL
 Sean Culkin, TE
 Tyler Davis, TB
 Clayton Echard, TE
 Marvin Foster, DL
 Michael Godas, LB
 Matt Hoch, DL
 Tanner Hull, LB
 Wesley Leftwich, WR
 Marcus Lucas, WR
 Connor McGovern, OL
 Nick Monaghan, OL
 Mitch Morse, OL
 Blake Owens, P
 Michael Scherer, LB
 Andrew Stevens, TB
 Morgan Steward, TB
 Greg White, TB
 Matt White, S
 Christian Williams, LB
 Jordan Williams, OL

2014 **Academic Honor Roll**
 Alec Abeln, OL
 Corbin Berkstresser, QB
 Brock Bondurant, S
 Christian Brinser, P
 Cortland Browning, S
 Stephen Carberry, OL
 Taylor Chappell, OL
 Clayton Echard, TE
 Clarence Green, LB
 Charles Harris, OL
 Matt Hoch, DL
 Tanner Hull, LB
 Tyler Hunt, TB
 Jake Hurrell, TE
 Luke Jackson, PK
 Eric Laurent, WR
 Wesley Leftwich, WR
 Connor McGovern, OL
 Nick Monaghan, DL
 Mitch Morse, OL
 Marcus Murphy, TB/KR
 Mike Scherer, LB
 Anthony Sherrills, DB
 Andrew Stevens, TB
 Morgan Steward, TB
 Christian Williams, LB

2015 **Academic Honor Roll**
 Alec Abeln, OL
 Turner Adams, PK
 Samson Bailey, OL
 Andy Bauer, OL
 Brock Bondurant, S
 Cortland Browning, S
 Jeffrey Cathey, DL
 Taylor Chappell, OL
 Sean Culkin, TE
 Clayton Echard, TE
 Mike Fairchild, OL
 Clarence Green, LB

ACADEMIC HONORS

Mitch Hall, OL
 Tyler Hanneke, OL
 Charles Harris, DL
 Tanner Hull, LB
 Tyler Hunt, TB
 Jake Hurrell, TE
 Luke Jackson, PK
 Brian Kurz, WR
 Eric Laurent, WR
 Wesley Leftwich, WR
 Nick Monaghan, LB
 Tanner Owen, P
 Justin Piazza, LB
 Eddie Printz, QB
 Adam Roland, OL
 Michael Scherer, LB
 Andrew Stevens, TB
 Christian Williams, LB

2016 Academic Honor Roll
 Turner Adams, PK
 Samson Bailey, OL
 Andy Bauer, OL
 Eric Beisel, LB
 Brock Bondurant, S
 Jake Brents, WR
 Joey Burkett, LB
 Andrew Carr, DB
 Nate Crawford, OL
 Sean Culkin, TE
 Corey Fatony, P
 Thomas Grossman, OL
 Tyler Hanneke, TE
 A.J. Harris, OL
 Tanner Hull, LB
 Jake Hurrell, LS/TE
 Luke Jackson, PK
 Eric Laurent, WR
 Donavin Newsom, LB
 Adam Roland, OL
 Michael Scherer, LB
 Jacob Trump, LB
 Marvin Zanders, QB

2017 Academic Honor Roll
 Alec Abeln, OL
 Samson Bailey, OL
 Nick Bartolotta, PK
 Joey Burkett, LB
 Dawson Downing, RB
 Corey Fatony, P
 Marcell Frazier, DE
 Cale Garrett, LB
 Thomas Grossman, OL
 Kevin Pendleton, OL
 Adam Ploudre, OL
 Adam Roland, OL
 Jacob Trump, LB
 James Workman, LS

2018 Academic Honor Roll
 Samson Bailey, OL
 Barrett Banister, WR
 Joshua Bledsoe, S
 Larry Borom, OL
 Joe Britton, LB
 Logan Christopherson, TE
 Damarea Crockett, RB
 Dawson Downing, RB
 Corey Fatony, P
 Thomas Grossman, OL
 Sean Koetting, PK
 Brandon Lee, LB

Aubrey Miller, Jr., LB
 Walter Palmore, DL
 Jairan Parker, LB
 Kevin Pendleton, OL
 Taylor Powell, QB
 Larry Rountree III, RB
 Zion Sales, CB
 Lindsey Scott, Jr., QB
 Antar Thompson, DL
 Jacob Trump, LB
 Chris Turner, DL
 Drew Wise, LS

2019 Academic Honor Roll
 Tyler Badie, RB
 Simi Bakare, RB
 Barrett Banister, WR
 Nick Bolton, LB
 Akial Byers, DL
 Logan Christopherson, TE
 Pompey Coleman, OL
 Josh Dodge, K
 Dawson Downing, RB
 Jonah Dubinski, OL
 Myles Eaddy, DL
 Richaud Floyd, DB
 Javon Foster, OL
 Thomas Grossman, OL
 Tyrell Jacobs, DL
 Sean Koetting, PK
 Bobby Lawrence, OL
 Chance May, LB
 Cade Musser, WR
 Khalil Oliver, S
 Mason Pack, DB
 Ronnell Perkins, S
 Taylor Powell, QB
 Mike Ruth, QB
 Zion Sales, DB
 Zac Schachtner, TE
 Richard Taylor, OL
 Jake Trump, LB
 Chris Turner, DL
 Chris Williams, DL
 Micah Wilson, WR
 Andrew Wise, LS
 Canon York, DL

2020 Academic Honor Roll
 Tyler Badie, RB
 Simi Bakare, RB
 Barrett Banister, WR
 Connor Bazelak, QB
 Nick Bolton, LB
 Larry Borom, OL
 Jamal Brooks, LB
 Jack Buford, OL
 D.J. Bullard, OL
 Logan Christopherson, TE
 Bryson Clayton, LB
 Pompey Coleman, OL
 Josh Dodge, P
 Tauskie Dove, WR
 Dawson Downing, RB
 Myles Eaddy, DL
 Javon Foster, DL
 Luke Griffin, OL
 Niko Hea, TE
 Jake Hoffman, LS
 Trajan Jeffcoat, DL
 Jerney Jones, RB
 Sean Koetting, K

Bobby Lawrence, OL
 Chance May, LB
 Cade Musser, WR
 Devin Nicholson, LB
 Mason Pack, DB
 Shawn Robinson, DB
 Thalen Robinson, OL
 Aaron Rodriguez, K
 Mike Ruth, OL
 Zion Sales, DB
 Chris Shearin, DB
 Richard Taylor, OL
 Chris Turner, DL
 Drew Wise, LS
 Cannon York, DL

2021 Academic Honor Roll
 Tyler Badie, RB
 Barrett Banister, WR
 Stacy Brown, CB
 Keke Chism, WR
 Brady Cook, QB
 Dawson Downing, RB
 Justin Efebera, CB
 Javon Foster, OL
 Daniel Hawthorne, LS
 Caimin Hayes, DB
 Drake Heismeyer, OL
 Shawn Hendershot, TE
 Jake Hoffman, LS
 Trajan Jeffcoat, DL
 Tyler Jones, DB
 Sean Koetting, K
 Bobby Lawrence, OL
 Michael Maietti, C
 Chance May, LB
 Grant McKinniss, P
 Harrison Mevis, K
 Jaden Nash, WR
 Will Norris, LB
 Ennis Rakestraw, Jr.
 Richard Taylor, OL
 Mitchell Walters, OL
 Hyrin White, OL
 Jalani Williams, DB
 Micah Wilson, WR
 Cannon York, DL
 Elijah Young, RB

2022 Academic Honor Roll
 Kris Abrams-Draine, DB
 Barrett Banister, WR
 D.J. Bullard, OL
 Devyn Butler, DB
 Jaylon Carlies, DB
 Brady Cook, QB
 Justin Efebera, DB
 Travion Ford, DL
 Zachary Hahn, WR
 Daniel Hawthorne, LS
 Caimin Hayes, DB
 Drake Heismeyer, OL
 Shawn Hendershot, TE
 Chuck Hicks, LB
 Jake Hoffman, LS
 Bryce Jackson, RB
 DJ Jackson, DB
 Trajan Jeffcoat, DL
 Damon Johanns, TE
 Tyler Jones, DB
 Sean Koetting, K
 Christopher Kreh, RB

Bobby Lawrence, OL
 Dominic Lovett, WR
 Zach Lovett, LB
 Tyler Macon, QB
 Isaiah McGuire, DL
 Harrison Mevis, K
 Jack Meyer, DL
 EJ Ndoma-Ogar, OL
 Devin Nicholson, LB
 Will Norris, LB
 Ennis Rakestraw, DB
 Darius Robinson, DL
 Xavier Delgado, OL
 Richard Taylor, OL
 Arden Walker, DL
 Mitchell Walters, OL
 Hyrin White, OL
 Dameon Wilson, LB
 Connor Wood, OL
 Elijah Young, EB
 Isaac Zatechka, OL

2023 Academic Honor Roll
 Luke Bauer, P
 Brett Brown, QB
 Devyn Butler, DB
 Boyton Cheney, DB
 Brady Cook, QB
 Mookie Cooper, WR
 Blake Craig, K
 Anthony Favrow, RB
 Austin Firestone, DL
 Jake Garcia, QB
 Carmycah Glass, LB
 Caimin Hayes, DB
 Shawn Hendershot, TE
 Chuck Hicks, LB
 Ryan Hoerstkamp, TE
 Bryce Jackson, RB
 Marcellus Johnson, OL
 James Kautz, LS
 Christopher Kreh, RB
 Brett Le Blanc, LS
 Tommy Lock, QB
 Chance Luper, RB
 Xavier Machado, OL
 Micah Manning, WR
 Harrison Mevis, K
 Jack Meyer, OL
 Mekhi Miller, WR
 EJ Ndoma-Ogar, OL
 Nate Norris, LB
 Will Norris, LB
 Curtis Peagler, OL
 Nathaniel Peat, RB
 Bence Polgar, OL
 Nick Quadrini, K
 Ennis Rakestraw Jr., DB
 Darius Robinson, DL
 Xavier Simmons, LB
 Tyler Stephens, TE
 Johnny Walker Jr., DL
 Mitchell Walters, OL
 Ja'Marion Wayne, WR
 Theo Wease, WR
 DJ Wesolak, LB
 Max Whisner, TE
 Kristian Williams, DL
 Riley Williams, P
 Sidney Williams, DB

ALL-STAR GAMES

EAST-WEST SHRINE GAME

John Waldorf, HB	1930
Jack Frye, QB	1937
Maurice Kirk, G	1938
Paul Christman, QB	1941
Mike Fitzgerald, G	1943
Don Reece, FB	1943
Bob Steuber, HB	1943
James Kekeris, T	1947
John Kadlec, G	1951
Edward Stephens, FB	1951
Don Chadwick, G	1958
William Rowekamp, FB	1953
Charles Rash, G	1958
Ed Blaine, G	1961
Tom Hertz, G	1962
Conrad Hitchler, E	1962
Jim Johnson, E	1962
David Gill, G	1963
Charlie Brown, HB	1966
Mel Gray, FL	1971
Kellen Winslow, TE	1978
Mark Jones, G	1979
Kurt Petersen, T	1979
Jeff Gaylord, DT	1981
Conrad Goode, OT	1984
John Clay, DT	1986
Erik McMillan, SS	1987
Tom Whelihan, P/K	1987
Steve Vandegrift, DE	1988
Mike Bedosky, OG	1993
Brock Olivo, RB	1998
Craig Heimburger, OG	1999
Justin Gage, WR	2003
A.J. Ricker, C	2004
Will Franklin, WR	2008
Chase Daniel, QB	2009
Stryker Sulak, DE	2009
Jaron Baston, DL	2010
Dominique Hamilton, DT	2012
Justin Britt, OL	2014
E.J. Gaines, CB	2014
Josh Augusta, DL	2017
Aarion Penton, CB	2017
Marcell Frazier, DE	2018
Paul Adams, OL	2019
Terry Beckner, Jr., DL	2019
Kendall Blanton, TE	2019
DeMarkus Acy, DB	2020
Kelly Bryant, QB	2020
Yasir Durant, OL	2020
Johnathon Johnson, WR	2020
JC Carlies, S	2024
Harrison Mevis, K	2024

SENIOR BOWL

Dick Braznell, HB	1950
Win Carter, HB	1950
Robert Fuchs, C	1950
Gene Pepper, T	1950
John Kadlec, G	1951
Ed Stephens, FB	1951
Harold Burnine, E	1956
Jim Hunter, QB	1957
Don Smith, HB	1961
Ed Blaine, G	1962
Vince Turner, DB	1964
Gus Otto, FB	1965
Butch Allison, T	1966
Gary Lane, QB	1966

Francis Peay, T	1966
Johnny Roland, DB	1966
Bill Powell, DT	1967
Jim Whitaker, DB	1967
John Douglas, LB	1968
Russ Washington, T	1968
Roger Wehrli, DB	1969
Mike Carroll, G	1970
Butch Davis, DB	1970
Terry McMillan, QB	1970
James Harrison, FB	1971
Larron Jackson, OT	1971
Jay Wallace, DT	1971
Tony Galbreath, RB	1976
Steve Pisarkiewicz, QB	1977
Joe Stewart, WR	1978
James Taylor, OT	1978
Earl Gant, RB	1979
Kellen Winslow, TE	1979
Steve Hamilton, DT	1979
Gerry Ellis, RB	1980
Howard Richards, OT	1981
James Wilder, RB	1981
Eric Wright, DB	1981
Jeff Gaylord, DT	1982
Bob Meyer, RB	1982
Terry Matichak, DB	1984
Warren Seitz, QB/WR	1985
Dick Chapura, DE	1986
Robert Delpino, RB	1987
Erik McMillan, SS	1987
Steve Martin, DT	1996
Devin West, TB	1999
Rob Riti, C	2000
Atiyah Ellison, DL	2005
Martin Rucker, TE	2008
Ziggy Hood, DT	2009
William Moore, S	2009
Danario Alexander, WR	2010
Sean Weatherspoon, LB	2010
Michael Egnew, TE	2012
Zaviar Gooden, LB	2013
Evan Boehm, C	2016
Kentrell Brothers, LB	2016
Connor McGovern, T	2016
Aarion Penton, DB	2017
J'Mon Moore, WR	2018
Emanuel Hall, WR	2019
Drew Lock, QB	2019
Tre'Vour Wallace-Simms, OL	2020
Joshuah Bledsoe, S	2021
Tyree Gillespie, S	2021
Larry Rountree III, RB	2021
Tyler Badie, RB	2022
Akayleb Evans, DB	2022
Isaiah McGuire, DL	2023
Kris Abrams-Draine, CB	2024
Darius Robinson, DE	2024
Cody Schrader, RB	2024

NFLPA COLLEGIATE BOWL

*Andrew Baggett, PK	2016
Tyree Gillespie, S	2021
Akial Byers, DL	2022

**Most Valuable Player*

TROPICAL BOWL

Sean Culkin, TE	2017
Rashad Brandon, DL	2019
Walter Palmore, DL	2019

HULA BOWL

Mike Magac, T	1960
Russ Sloan, E	1960
Danny LaRose, E	1961
Paul Henley, OG	1963
Tom Hertz, G	1963
Conrad Hitchler, E	1963
Bruce Van Dyke, OT	1966
Charlie Brown, HB	1967
Barry Lischner, FB	1968
Jim Anderson, T	1969
Roger Wehrli, DB	1969
Jon Staggers, FL	1970
Mike Fink, DB	1973
Scott Anderson, C	1974
Mark Johnson, T	1975
Henry Marshall, WR	1976
Curtis Brown, RB	1977
Mike Newman, DB	1977
Morris Towns, OT	1977
Pete Woods, QB	1978
Russ Calabrese, DB	1979
Gerry Ellis, RB	1980
Phil Bradley, QB	1981
Howard Richards, OT	1981
Van Darkow, LB	1982
Brad Edelman, C	1982
Andy Gibler, TE	1983
Bobby Bell, LB	1984
George Shorthose, WR	1984
Tommie Stowers, FB	1990
Tim Bruton, TE	1991
Mario Johnson, DT	1992
Victor Bailey, WR	1993
Mike Bedosky, OG	1994
Frank Jones, WR	1996
Shad Criss, CB	1998
Brock Olivo, RB	1998
Corby Jones, QB	1999
Dwayne Blakley, TE	2002
Mike Hayes, OL	2002
Zack Abron, TB	2004
A.J. Ricker, C	2004
Marcus King, CB	2006
Brad Smith, QB	2006
Damon Hazelton, WR	2021
Blaze Alldredge, LB	2022

COLLEGE ALL-STAR GAME

Stanley Mondala, FB	1938
Kenneth Haas, T	1940
Robert Waldorf, G	1940
Paul Christman, QB	1941
Harry Ice, HB	1942
**Robert Jeffries, G	1942
Jack Lister, E	1943
Bob Steuber, HB	1943
Bill Dellastatious, HB	1944
Robert Eigelberger, G	1944
James Kekeris, T	1944
Jack Morton, E	1944
Mel Sheehan, E	1949
Robert Fuchs, C	1950
Roger Kinson, C	1952
Harold Burnine, E	1956
Mike Magac, T	1960
Danny LaRose, E	1961
Ed Blaine, T	1962
George Seals, E	1964
*Gary Lane, QB	1966

ALL-STAR GAMES

Francis Peay, T _____	1966
Johnny Roland, HB _____	1966
Russ Washington, T _____	1968
Roger Wehrli, DB _____	1969
Joe Moore, HB _____	1971
Lorenzo Brinkley, DB _____	1972
Tony Galbreath, RB _____	1976

**Most Valuable Player*

***Elected to Chicago Tribune All-America Team*

NORTH-SOUTH SHRINE GAME

Jim Hook, QB _____	1952
Harold Burnine, E _____	1955
Earl Denny, HB _____	1967
John Douglas, LB _____	1968
Curtis Jones, DT _____	1968
Larron Jackson, OT _____	1971
Lorenzo Brinkley, DB _____	1972
John Moseley, DB _____	1973
Curtis Brown, RB _____	1976
Larry McDevitt, C _____	1976
Steve Pisarkiewicz, QB _____	1976

COACHES ALL-AMERICAN GAME

Tom Hertz, G _____	1962
Conrad Hitchler, E _____	1962
Joe Buerkle, C _____	1964
Gus Otto, FB _____	1964
Gary Lane, QB _____	1965
Francis Peay, T _____	1965
Johnny Roland, DB _____	1965
Russ Washington, T _____	1967
Jim Anderson, T _____	1968
Roger Wehrli, DB _____	1968
Butch Davis, DB _____	1969
Ron McBride, FB _____	1969
Terry McMillan, QB _____	1969
Rocky Wallace, T _____	1970
Scott Anderson, C _____	1973
Ken Downing, DB _____	1976
Henry Marshall, WR _____	1976

BLUE AND GRAY CLASSIC

Bud Abell, E _____	1964
Harold Adams, QB _____	1941
Marlon Adler, P _____	1985
Clayton Baker, DB _____	1996
Robert Bauman, FB _____	1954
Carl Bax, OT _____	1988
Norm Beal, HB _____	1961
Dwayne Blakley, TE _____	2001
Loyd Brown, C _____	1953
Paul Browning, G _____	1956
Tim Bruton, TE _____	1990
Ken Bungarda, DT _____	1978
Harold Burnine, E _____	1955
Dick Chapura, DE _____	1986
John Clay, OT _____	1986
Joe Close, TE _____	1986
Linzy Collins, WR _____	1990
Steve Crapo, DB _____	1981
Carl Crawford, HB _____	1961
DeMontie Cross, DB _____	1996
Jeff Cross, DE _____	1987
Robert Curry, DT _____	1984
Darryl Darling, DT _____	1988
Jefferson Davis, C _____	1942
Tony Davis, TE _____	1984
Ken Downing, DB _____	1975
Vic Eaton, QB _____	1954

Stacy Elliott, DE _____	1992
Ted Follin, T _____	1953
Randy Frisch, DT _____	1976
Tony Galbreath, HB _____	1975
Earl Gant, RB _____	1978
Jeff Gaylord, DT _____	1981
Andy Gibler, TE _____	1982
Steve Hamilton, DT _____	1978
James Harrison, FB _____	1970
John Henley, E _____	1971
Paul Henley, G _____	1961
Don Hopkins, T _____	1957
*Jimmy Hunter, QB _____	1956
Jeff Jacke, K _____	1992
Demetrious Johnson, CB _____	1982
Mario Johnson, DT _____	1991
Merv Johnson, T _____	1957
Adrian Jones, DB _____	1989
Julian Jones, DB _____	2000
Michael Jones, FB _____	1990
Dave Kniptash, OT _____	1985
Ralph Kubinski, G _____	1963
Jim Leavitt, DB _____	1977
Rick Lyle, DE _____	1993
Tracey Mack, LB _____	1984
Darryl Major, LB _____	1994
Henry Marshall, WR _____	1975
Erik McMillan, SS _____	1987
Mark Miller, E _____	1974
Lee Mungai, T _____	1967
Gene Oliver, LB _____	1963
Carl Osterloh, C _____	1956
Gus Otto, FB _____	1964
Phil Pettey, OG _____	1986
Scott Pickens, LB _____	1974
Steve Pisarkiewicz, QB _____	1976
Kyle Pooler, K/P _____	1994
Al Portney, T _____	1966
Carlos Posey, DB _____	1999
Kevin Potter, DB _____	1982
Bill Powell, T _____	1966
Bob Ritter, E _____	1964
Steve Sadich, G _____	1974
Tony Scardino, QB _____	1954
Pete Scott, OG _____	1989
George Shorthose, WR _____	1984
Joe Stewart, FL _____	1977
Tommie Stowers, FB _____	1989
Henry Stuckey, DB _____	1971
James Taylor, OT _____	1977
Ron Taylor, QB _____	1961
Morris Towns, DT _____	1976
Vince Turner, HB _____	1963
Darrell Wallace, RB _____	1987
Jay Wallace, DT _____	1970
Russ Washington, T _____	1967
William Wegener, G _____	1961
Tom Whelihan, P/K _____	1987
Curtis Wilson, C _____	1988
Pete Woods, QB _____	1977
Jim Whitaker, DB _____	1966
Owen Wortell, T _____	1958

**Most Valuable Player*

JAPAN BOWL

Curtis Brown, RB _____	1977
Morris Towns, DT _____	1977
Phil Bradley, QB _____	1980
Bill Whitaker, DB _____	1980
Van Darkow, LB _____	1981

Demetrious Johnson, DB _____	1982
George Shorthose, WR _____	1984
Tim Bruton, TE _____	1991
Linzy Collins, WR _____	1991
Russ McCullough, OT _____	1992
Victor Bailey, WR _____	1993

CHALLENGE BOWL

Pete Allard, C _____	1978
Ken Bungarda, DT _____	1978
Chris Garlich, LB _____	1978
Ron Suda, DT _____	1978

OLYMPIA GOLD BOWL

Brad Edelman, C _____	1981
-----------------------	------

LAS VEGAS ALL-AMERICA CLASSIC

Adrian Jones, CB _____	1989
Otis Smith, FS _____	1989
Harry Colon, SS _____	1991
Thomson Omboga, WR _____	2005

THE VILLAGES GRIDIRON CLASSIC

Marquis Gibson, LB _____	1999
Carlos Posey, DB _____	2000
Mike Hayes, OL _____	2001
Jamonte Robinson, LB _____	2001
Zack Abron, TB _____	2004
Rob Droege, OL _____	2004
Michael Harden, DB _____	2004
James Kinney, LB _____	2005
Shirdonya Mitchell, CB _____	2005

PARADISE BOWL

Antwaun Bynum, DE _____	2003
Taurus Ferguson, DB _____	2003

TEXAS VS. THE NATION GAME

Marcus Bacon, LB _____	2007
Xzavie Jackson, DE _____	2007
Adam Spieker, C _____	2008
Colin Brown, OL _____	2009
Chase Patton, QB _____	2009
Jared Perry, WR _____	2010
Kevin Rutland, CB _____	2011
Tim Barnes, C _____	2011

NFL DRAFT

Year	Round	Pick	Overall	Tiger	Team	Position
2024	1	27	27	Darius Robinson	Cardinals	DE
	2	29	61	Ennis Rakestraw Jr.	Lions	CB
	3	27	91	Ty'Ron Hopper	Packers	LB
	4	18	114	Javon Foster	Jaguars	OL
	5	17	145	Kris Abrams-Draine	Broncos	CB
2023	4	24	126	Isaiah McGuire	Browns	DE
2022	4	13	118	Akayleb Evans	Vikings	CB
	6	18	196	Tyler Badie	Ravens	RB
2021	2	26	58	Nick Bolton	Chiefs	LB
	4	38	143	Tyree Gillespie	Raiders	S
	5	7	151	Larry Borom	Bears	OL
	6	4	188	Joshuah Bledsoe	Patriots	S
	6	14	198	Larry Rountree III	Chargers	RB
2020	3	24	88	Jordan Elliott	Browns	DT
	4	12	118	Albert Okwuegbunam	Broncos	TE
2019	2	10	42	Drew Lock	Broncos	QB
	7	1	215	Terry Beckner, Jr.	Buccaneers	DT
2018	4	33	133	J'Mon Moore	Packers	WR
2017	1	22	22	Charles Harris	Dolphins	DE
2016	4	30	128	Evan Boehm	Cardinals	OL
	5	5	144	Connor McGovern	Broncos	OL
	5	23	160	Kentrell Brothers	Vikings	LB
2015	1	23	23	Shane Ray	Broncos	DE
	2	17	49	Mitch Morse	Chiefs	OL
	2	26	58	Markus Golden	Cardinals	DE
	6	25	201	Bud Sasser	Rams	WR
	7	13	230	Marcus Murphy	Saints	TB
2014	2	28	60	Kony Ealy	Panthers	DL
	2	32	64	Justin Britt	Seahawks	OL
	6	12	188	E.J. Gaines	Rams	CB
	7	34	249	Michael Sam	Rams	DL
2013	1	13	13	Sheldon Richardson	Jets	DL
	3	35	97	Zaviar Gooden	Titans	LB
2012	3	15	78	Michael Egnew	Dolphins	TE
2011	1	7	7	Aldon Smith	49ers	DL
	1	10	10	Blaine Gabbert	Jaguars	QB
	7	31	234	Andrew Gachkar	Chargers	LB
2010	1	19	19	Sean Weatherspoon	Falcons	LB
2009	1	19	19	Jeremy Maclin	Eagles	WR
	1	32	32	Ziggy Hood	Steelers	DL
	2	23	55	William Moore	Falcons	S
	3	34	98	Chase Coffman	Bengals	TE
	5	3	139	Colin Brown	Chiefs	OL
	6	26	199	Stryker Sulak	Raiders	DL
2008	4	6	105	Will Franklin	Chiefs	WR
	4	12	111	Martin Rucker	Browns	TE
2007	4	16	113	Brian Smith	Jaguars	DE
2006	4	6	103	Brad Smith	Jets	WR
	7	35	243	Tony Palmer	Rams	G
2005	3	25	89	Atiyah Ellison	Panthers	DT
	5	6	142	Damien Nash	Titans	RB
	6	17	191	C.J. Mosley	Vikings	DT
2003	5	8	143	Justin Gage	Bears	WR
	6	41	214	Keith Wright	Texans	DT
2001	1	4	4	Justin Smith	Bengals	DE
2000	5	32	161	Jeff Marriott	Patriots	DT
1999	5	30	163	Craig Heimburger	Packers	C
1998	7	35	224	Ernest Blackwell	Chiefs	RB
	7	44	233	Ron Janes	Cardinals	RB
1996	5	19	151	Steve Martin	Colts	DT
1994	5	27	158	A.J. Ofofiele	Bills	TE
1993	2	21	50	Victor Bailey	Eagles	WR
1992	10	14	266	Mario Johnson	Jets	DT
1991	8	1	196	Harry Colon	Patriots	DB
	8	13	208	Tim Bruton	Colts	TE
	9	12	235	Damon Mays	Cowboys	WR
	12	10	316	Linzy Collins	Packers	WR
1990	11	7	283	Tommie Stowers	Chargers	TE

NFL DRAFT

Year	Round	Pick	Overall	Tiger	Team	Position
1989	8	5	200	Carl Bax	Buccaneers	G
	9	24	247	Curtis Wilson	Patriots	C
1988	3	8	63	Erik McMillan	Jets	DT
	5	8	117	Robert Delpino	Rams	RB
	9	18	239	Jeff Cross	Dolphins	DE
1987	1	15	15	John Clay	Raiders	T
	10	26	277	Dick Chapura	Bears	DT
1986	10	11	260	Warren Seitz	Steelers	WR
1985	4	25	109	Tony Davis	Seahawks	TE
	6	5	145	George Shorthose	Dolphins	WR
	11	20	300	Terry Matichak	Steelers	DB
1984	4	3	87	Conrad Goode	Giants	T
	4	7	91	Bobby Bell	Jets	LB
	8	27	223	Jeff Smith	Redskins	DB
	11	16	296	Craig White	Bills	WR
	12	27	335	Curtland Thomas	Redskins	WR
1983	5	3	115	Demetrious Johnson	Lions	DB
	9	2	226	Kevin Potter	Oilers	DB
	12	19	326	Andy Ekern	Patriots	T
1982	2	3	30	Brad Edelman	Saints	C
	4	5	88	Jeff Gaylord	Rams	LB
1981	1	26	26	Howard Richards	Cowboys	T
	2	6	34	James Wilder	Buccaneers	RB
	2	12	40	Eric Wright	49ers	DB
	5	12	123	Wendell Ray	Vikings	DE
	6	6	144	Johnnie Poe	Saints	DB
	7	6	172	Bill Whitaker	Packers	DB
	7	7	173	Ron Fellows	Cowboys	DB
1980	4	22	105	Kurt Petersen	Cowboys	DE
	7	27	192	Gerry Ellis	Rams	RB
1979	1	13	13	Kellen Winslow	Chargers	TE
	5	2	112	Earl Gant	Chiefs	RB
	9	1	221	Steve Hamilton	49ers	DT
	11	3	278	Ken Bungarda	Bengals	DE
1978	2	5	33	James Taylor	Saints	T
	4	20	104	Pete Woods	Chiefs	QB
	4	24	108	Joe Stewart	Raiders	WR
1977	1	11	11	Morris Towns	Oilers	T
	1	19	19	Steve Pisarkiewicz	Cardinals	QB
	3	3	59	Curtis Brown	Bills	RB
	7	19	186	Randy Frisch	Steelers	DT
	12	20	327	Curtis Kirkland	Redskins	DE
1976	2	4	32	Tony Galbreath	Saints	RB
	3	19	79	Henry Marshall	Chiefs	WR
	13	3	350	Kenny Downing	Saints	DB
1975	12	19	305	Mark Johnson	Bills	DE
	16	21	411	Mark Miller	Cardinals	WR
1974	3	25	77	Scott Anderson	Vikings	C
	5	22	126	John Kelsey	Cowboys	T
	8	9	191	Jim Schnietz	49ers	G
	9	15	223	Tom Reamon	Steelers	RB
	17	7	423	John Moseley	Cardinals	DB
1973	9	2	210	Mike Fink	Saints	DB
1972	4	2	80	Lorenzo Brinkley	Steelers	DB
	8	15	197	Henry Stuckey	Lions	DB
1971	1	11	11	Joe Moore	Bears	RB
	2	2	28	James Harrison	Bears	RB
	4	3	81	Larron Jackson	Oilers	T
	5	17	121	Rocky Wallace	Cardinals	LB
	6	17	147	Mel Gray	Cardinals	WR
	8	3	185	Tyrone Walls	Bills	RB
	12	1	287	Butch Davis	Bears	DB

NFL DRAFT

Year	Round	Pick	Overall	Tiger	Team	Position
1969	1	19	19	Roger Wehrli	Cardinals	DB
	5	3	107	Jim Anderson	Eagles	G
	8	23	205	Elmer Benhardt	Cowboys	LB
	16	5	395	Bill Schmidt	Bengals	LB
1968	1	4	4	Russ Washington	Chargers	T
	4	14	97	John Douglas	Cowboys	LB
	5	20	131	Mike Wempe	Browns	T
	12	22	322	Barry Lischner	Oilers	RB
1967	3	8	61	Earl Denny	Vikings	WR
	7	25	184	Bill Powell	Packers	LB
	10	1	238	Charlie Brown	Saints	WR
	12	5	295	Jim Whitaker	Dolphins	DB
	13	26	341	Gary Grossnickle	Saints	DB
	14	2	343	Bill Bates	Giants	K
1966	1	10	10	Francis Peay	Giants	T
	2	15	31	Butch Allison	Colts	T
	12	4	174	Bruce Van Dyke	Eagles	G
1965	4	12	54	Johnny Roland	Cardinals	RB
	9	13	125	Gary Lane	Browns	QB
1964	4	10	52	George Seals	Giants	DE
	9	8	120	Vince Turner	Colts	B
	17	4	228	Bud Abell	Cowboys	E
	20	10	276	Ralph Kubinski	Cardinals	G
1963	7	10	94	Paul Underhill	Bears	B
	10	5	131	Bill Sierkerski	Colts	G
	14	7	189	Bill Tobin	49ers	B
	16	10	220	Andy Russell	Steelers	LB
1962	2	14	28	Ed Blaine	Packers	G
	16	5	215	Bill Wegener	Cardinals	G
1961	2	9	23	Danny LaRose	Lions	E
	11	2	142	Norris Stevenson	Cowboys	B
	15	8	204	Mel West	Cardinals	B
1960	2	4	16	Mike Magac	49ers	G
	18	1	205	Bob Haas	Cardinals	HB
1959	24	10	286	Charley James	Giants	B
1958	29	11	348	Frank Czaplá	Browns	T
1957	6	7	68	Jim Hunter	49ers	B
	11	10	131	Carl Osterich	Lions	C
	21	3	244	Chuck Mehrer	Packers	T
1956	16	8	189	Al Portney	Giants	T
	19	8	225	Ray Dettring	Giants	B
	22	11	264	Dick Fouts	Rams	E
1955	11	5	126	Vic Eaton	Steelers	B
	12	7	140	Hank Burnine	Giants	E
	25	5	294	Charlie Bull	Steelers	G
	26	4	305	Jim Jennings	Packers	E
1954	10	3	112	Bob Schoonmaker	Colts	B
1953	5	2	51	Nick Carras	Redskins	B
1952	20	6	235	Roger Kinson	Redskins	C
	24	11	288	Junior Wren	Browns	B
1951	13	3	150	Ed Stephens	Packers	B
	19	4	223	Gene Ackerman	Cardinals	E
	20	7	238	John Glorioso	Eagles	B
	28	2	329	John Kadlec	Redskins	G
1950	2	11	25	Bob Fuchs	Rams	C
	6	5	71	Gene Pepper	Redskins	G
	7	12	91	Win Carter	Browns	B
	9	9	114	Dick Braznell	Bears	B
1949	7	7	68	Chet Fritz	Redskins	G
	20	10	201	Lloyd Brinkman	Eagles	B
1948	12	9	104	Mel Sheehan	Bears	E
	14	4	119	Hal (Bus) Entsminger	Yanks	B
	15	3	128	Eddie Quirk	Redskins	B
	23	6	211	Fred Kling	Packers	B
	26	3	238	Roland Oakes	Redskins	E
1947	3	1	14	Jim Kekeris	Lions	T

NFL DRAFT

Year	Round	Pick	Overall	Tiger	Team	Position
1946	1	8	8	Bill Dellastatious	Lions	B
	32	1	296	Joervin Henderson	Packers	C
1945	2	3	14	Paul Collins	Cardinals	B
	3	3	19	Bill Dellastatious	Steelers	B
	8	1	66	Tom Hughes	Steelers	T
1944	17	9	173	Jim Austin	Eagles	B
	9	8	84	Jack Morton	Bears	E
	15	1	143	Jack Carpenter	Cardinals	T
	17	11	175	Marshall Shurnas	Yanks	E
	27	3	277	Fred Bouldin	Lions	B
1943	30	8	315	Bernie Pepper	Bears	T
	1	9	9	Bob Steuber	Bears	RB
	17	6	156	Jack Lister	Giants	E
	22	3	203	Don (Bull) Reece	Dodgers	B
	23	1	211	Mike Fitzgerald	Lions	G
	24	5	225	Hal Adams	Rams	B
	27	5	255	Jeff Davis	Rams	C
	28	1	261	Bert Ekern	Lions	E
1942	7	10	60	Bob Jeffries	Bears	G
	9	1	71	Rayburn Chase	Steelers	B
	13	3	113	Bob Brenton	Eagles	T
	20	4	184	Norvell Wallach	Cardinals	T
1941	2	3	13	Paul Christman	Cardinals	QB
	17	2	152	Ray Schultz	Cardinals	G
1940	8	8	68	Roland (Bud) Orf	Redskins	E
	9	6	76	Bob Haas	Lions	T
	15	6	136	Stillman Rouse	Lions	E
	21	3	193	Mel Wetzel	Redskins	T
1939	22	1	196	Bob Orf	Lions	E
	5	5	35	Jack Kinnison	Dodgers	C
1937	5	5	45	Jack Frye	Steelers	B

TIGERS IN THE NFL

- ABELL, Bud, LB – Kansas City Chiefs (1966-68)
ABRAMS-DRAINE, Kris, DB - Denver Broncos (2024-pres.)
ALEXANDER, Danario, WR – Los Angeles Rams (2010-11),
San Diego Chargers (2012)
ANDERSON, Scott, OL – Minnesota Vikings (1974-76)
ARMSTRONG, Bob, OL – Detroit Lions (1931-32)
- BADIE, Tyler, RB – Denver Broncos (2022)
BAILEY, Victor, WR – Philadelphia Eagles (1993-94),
Kansas City Chiefs (1995-96)
BARNES, Brandon, LB - Washington Redskins (2004)
BARNES, Tim, OL – St. Louis/Los Angeles Rams (2012-16),
San Francisco 49ers (2017)
BAX, Carl, OL – Tampa Bay Buccaneers (1989-90)
BEAL, Norm, DB – St. Louis Cardinals (1962)
BELL, Bobby, LB – New York Jets (1984), Chicago Bears (1987)
BLAINE, Ed, OL – Green Bay Packers (1962), Philadelphia Eagles (1963-66)
BLAKLEY, Dwayne, TE – Atlanta Falcons (2004-07),
Tennessee Titans (2008)
BLANTON, Kendall, TE – Los Angeles Rams (2019-22)
BLEDSOE, Joshua, S – New England Patriots (2021-pres.)
BLUMER, Herb, OL – Chicago Cardinals (1925-30, 1933)
BOEHM, Evan, OL – Arizona Cardinals (2016-17), Indianapolis Colts (2018),
Miami Dolphins (2019)
BOLTON, Nick, LB – Kansas City Chiefs (2021-pres.)
BOROM, Larry, OL – Chicago Bears (2021-pres.)
BRINCKLEY, Beau, LS – Tennessee Titans (2012-20),
Arizona Cardinals (2021), Atlanta Falcons (2021-22)
BRITT, Justin, OL – Seattle Seahawks (2014-19),
Houston Texans (2021-22)
BROCKHAUS, Jeff, K – San Francisco 49ers (1987)
BROTHERS, Kentrell, LB – Minnesota Vikings (2016-19)
BROWN, Charlie, RB – New Orleans Saints (1967-68)
BROWN, Colin, OL – Kansas City Chiefs (2009), Buffalo Bills (2010-13)
BROWN, Curtis, RB – Buffalo Bills (1977-82)
BUNGARDA, Ken, OL – San Francisco 49ers (1980)
BURNINE, Hank, TE – New York Giants (1956),
Philadelphia Eagles (1956-57)
- CARLIES, Jaylon, DB - Indianapolis Colts (2024-pres.)**
CAVER, James, WR – Detroit Lions (1983)
CHAPURA, Dick, DT – Chicago Bears (1987-89), Arizona Cardinals (1990),
Philadelphia Eagles (1990)
CHRISTMAN, Paul, QB – Chicago Cardinals (1945-49),
Green Bay Packers (1950)
CLAY, John, OL – Los Angeles Raiders (1987), San Diego Chargers (1988)
COFFMAN, Chase, TE – Cincinnati Bengals (2009-10), Atlanta Falcons
(2012-13), Tennessee Titans (2014-15), Seattle Seahawks (2015),
Indianapolis Colts (2016)
COLLINS, Paul, QB – Chicago Cardinals (1945)
COLON, Harry, S – New England Patriots (1991),
Detroit Lions (1992-94, 1997), Jacksonville Jaguars (1995)
COLON, Trystan, OL – Baltimore Ravens (2020-22),
Arizona Cardinals (2023-pres.)
CRISS, Shad, CB – Jacksonville Jaguars (2000)
CROCKETT, Damarea, RB – Denver Broncos (2020-21)
CROSS, Jeff, DE – Miami Dolphins (1988-95)
CULKIN, Sean, TE – Los Angeles Chargers (2017-19),
Baltimore Ravens (2020)
- DANIEL, Chase, QB – New Orleans Saints (2009-12, 2017),
Kansas City Chiefs (2013-15), Philadelphia Eagles (2016),
Chicago Bears (2018-19), Detroit Lions (2020),
Los Angeles Chargers (2021-22)
DAVIS, John, DB – Chicago Bears (1970)
DELPINO, Robert, FB – Los Angeles Rams (1988-92),
Denver Broncos (1993)
DENNY, Earl, RB – Minnesota Vikings (1967-68)
DOUGLAS, John, LB – New York Giants (1970-73)
DURANT, Yasir, OL – Kansas City Chiefs (2020), Baltimore Ravens (2021),
New England Patriots (2021), New Orleans Saints (2022)
- EALY, Kony, DE – Carolina Panthers (2014-16), New York Jets (2017),
Oakland Raiders (2018)
- EATON, Vic, QB – Pittsburgh Steelers (1955)
EDELMAN, Brad, OL – New Orleans Saints (1982-89)
EGNEW, Michael, TE – Miami Dolphins (2012-13)
EKERN, Andy, OL – Indianapolis Colts (1984)
ELLIOTT, Jordan, DT – Cleveland Browns (2020-23),
San Francisco 49ers (2024-pres.)
ELLIS, Gerry, FB – Green Bay Packers (1980-86)
ELLISON, Atyiyah, DT – Carolina Panthers (2005), Baltimore Ravens (2006),
San Francisco 49ers (2007), Jacksonville Jaguars (2008-09),
Kansas City Chiefs (2010)
EVANS, Akayleb, CB – Minnesota Vikings (2022-pres.)
- FARMER, Kirk, QB – St. Louis Rams (2003)
FELLOWES, Ron, CB – Dallas Cowboys (1981-86), Las Angeles Raiders (1987-88)
FINK, Mike, CB – New Orleans Saints (1973)
FOSTER, Javon, OL - Jacksonville Jaguars (2024-pres.)
FRANKLIN, Will, WR – Kansas City Chiefs (2008)
- GABBERT, Blaine, QB – Jacksonville Jaguars (2011-13),**
San Francisco 49ers (2014-16), Arizona Cardinals (2017),
Tennessee Titans (2018), Tampa Bay Buccaneers (2019-2022),
Kansas City Chiefs (2023)
GACHKAR, Andrew, LB – San Diego Chargers (2011-14),
Dallas Cowboys (2015-16), Carolina Panthers (2017)
GAGE, Justin, WR – Chicago Bears (2003-06), Tennessee Titans (2007-10)
GAINES, E.J., CB – Los Angeles Rams (2014-16), Buffalo Bills (2017),
Cleveland Browns (2018), Buffalo Bills (2019-20)
GALBREATH, Tony, RB – New Orleans Saints (1976-80),
Minnesota Vikings (1981-83), New York Giants (1984-1987)
GANT, Earl, RB – Kansas City Chiefs (1979-80)
GARLICH, Chris, LB – St. Louis Cardinals (1979)
GARRETT, Cale, LB – Tennessee Titans (2020)
GIBLER, Andy, TE – Cincinnati Bengals (1983)
GILLESPIE, Tyree, S – Las Vegas Raiders (2021), Jacksonville Jaguars (2022)
GOLDEN, Markus, LB – Arizona Cardinals (2015-18; 2020-22),
New York Giants (2019-20); Pittsburgh Steelers (2023)
GOODE, Conrad, OL – New York Giants (1984-85), Tampa Bay Buccaneers (1987)
GOODEN, Zaviar, LB – Tennessee Titans (2013-14), Arizona Cardinals (2016)
GRANT, Earl, RB – Kansas City Chiefs (1979-80)
GRAY, Mel, WR – St. Louis Cardinals (1971-82)
GREEN IV, Allie, DB – Chicago Bears (2022)
- HALL, Terez, LB – New England Patriots (2019-21)
HAMILTON, Dominique, DT – New York Giants (2014)
HANSBROUGH, Russell, RB – Tampa Bay Buccaneers (2016)
HARDEN, Michael, CB – Seattle Seahawks (2004-05)
HARRIS, Charles, DE – Miami Dolphins (2017-19), Atlanta Falcons (2020),
Detroit Lions (2021-23)
HARRISON, Jim, RB – Chicago Bears (1971-74)
HATLEY, Rickey, DT – Buffalo Bills (2017)
HEIMBURGER, Craig, OL – Green Bay Packers (1999), Buffalo Bills (2001)
HOOD, Evander Ziggy, OL – Pittsburgh Steelers (2009-13),
Jacksonville Jaguars (2014), Chicago Bears (2015),
Washington Redskins (2016-18), Miami Dolphins (2018)
HOPPER, Ty'Ron, LB - Green Bay Packers (2024-pres.)
- JACKSON, Jerrell, WR – Jacksonville Jaguars (2012)
JACKSON, Larron, OL – Denver Broncos (1971-74), Atlanta Falcons (1975-76)
JANES, Ron, FB – Jacksonville Jaguars (1998)
JENNINGS, Jim, DE – Green Bay Packers (1955)
JOHNSON, Demetrious, DB – Detroit Lions (1983-86), Miami Dolphins (1987)
JOHNSON, Domanique, DB – New York Giants (2009-10),
Tampa Bay Buccaneers (2010), Washington Redskins (2011-12)
JOHNSON, Herbert, WR – Chicago Bears (1987)
JOHNSON, Mario, DL – New York Jets (1992), New England Patriots (1993)
JOHNSON, Mark, DE – Buffalo Bills (1975-76), Cleveland Browns (1977)
JONES, Curtis, OL – San Diego Chargers (1968)
JONES, Julian, S – Philadelphia Eagles (2001-02)
JONES, Mike A., LB – Las Angeles/Oakland Raiders (1991-96),
St. Louis Rams (1997-2000), Pittsburgh Steelers (2001-02)
JOSEY, Henry, RB – Minnesota Vikings (2014)
- KEKERIS, Jim, OL – Philadelphia Eagles (1947), Green Bay Packers (1948)

TIGERS IN THE NFL

LANE, Gary, QB – Cleveland Browns (1966-67), New York Giants (1968)
 LAROSE, Dan, OL – Detroit Lions (1961-63), Pittsburgh Steelers (1964),
 San Francisco 49ers (1965), Denver Broncos (1966)

LEE, Robert, G – New England Patriots (1960)
 LEWIS, Leo, WR – Minnesota Vikings (1981-89, 1990-91),
 Cleveland Browns (1990)

**LOCK, Drew, QB – Denver Broncos (2019-21),
 Seattle Seahawks (2022-23), New York Giants (2024-pres.)**

LYLE, Rick, DL – Cleveland Browns (1994-95), Baltimore Ravens (1996),
 New York Jets (1997-2001), New England Patriots (2002-03)

MACLIN, Jeremy, WR – Philadelphia Eagles (2009-14),
 Kansas City Chiefs (2015-16), Baltimore Ravens (2017)

MAGAC, Mike, DL – San Francisco 49ers (1960-64),
 Pittsburgh Steelers (1965-66)

MARSHALL, Henry, WR – Kansas City Chiefs (1976-87)

MARTIN, Steve, DT – Indianapolis Colts, (1996-98),
 Philadelphia Eagles (1998-99), Kansas City Chiefs (2000),
 New York Jets (2001), New England Patriots (2002),
 Houston Texans (2003), Minnesota Vikings (2004)

MAYS, Damon, WR – Houston Oilers (1992-93),
 Washington Redskins (1996)

MCBRIDE, Adrian, WR – St. Louis Cardinals (1987)

MCBRIDE, Ron, RB – Green Bay Packers (1973)

**MCGOVERN, Connor, OL – Denver Broncos (2016-19),
 New York Jets (2020-23)**

MCGUIRE, Isaiah, DL – Cleveland Browns (2023-pres.)

MCMILLAN, Erik, S – New York Jets (1988-92), Cleveland Browns (1993),
 Kansas City Chiefs (1993), Philadelphia Eagles (1993)

MEVIS, Harrison, K – Carolina Panthers (2024)

MITCHELL, Shirdonya, CB – Miami Dolphins (2006)

MOE, TJ, WR – New England Patriots (2013)

MOORE, Joe, RB – Chicago Bears (1971-72)

MOORE, J'Mon, WR – Green Bay Packers (2018)

MOORE, William, S – Atlanta Falcons (2009-15)

MORSE, Mitch, OL – Kansas City Chiefs (2015-18), Buffalo Bills (2019-pres.)

MORTON, John, HB – Chicago Bears (1945)

MOSLEY, C.J., DT – Minnesota Vikings (2005), New York Jets (2006-08),
 Cleveland Browns (2009), Jacksonville Jaguars (2010-12),
 Detroit Lions (2013-14), Miami Dolphins (2015)

MURPHY, Marcus, RB – New Orleans Saints (2015-16),
 Buffalo Bills (2017-18)

NASH, Damien, RB – Tennessee Titans (2005), Denver Broncos (2006)

NEWSOM, Donavin, LB – San Francisco 49ers (2017)

OFODILE, A.J., TE – Baltimore Ravens (1996-99)

OLIVO, Brock, FB – Detroit Lions (1998-2001)

**OKWUEGBUNAM, Albert, TE – Denver Broncos (2020-22), Philadelphia
 Eagles (2023-pres.)**

OTTO, Gus, LB – Oakland Raiders (1965-72)

PALMER, Tony, G – Green Bay Packers (2006-07)

PALMORE, Walter, DT – Dallas Cowboys (2020)

PEAY, Francis, OL – New York Giants (1966-67),
 Green Bay Packers (1968-72), Kansas City Chiefs (1973-74)

PEPPER, Gene, OL – Washington Redskins (1950-53),
 Baltimore Colts (1954)

PETERSEN, Kurt, OL – Dallas Cowboys (1980-85)

PETTEY, Phil, OL – Washington Redskins (1987)

PISARKIEWICZ, Steve, QB – St. Louis Cardinals (1978-79),
 Green Bay Packers (1980)

POE, Johnnie, CB – New Orleans Saints (1981-87)

POTTER, Kevin, S – Chicago Bears (1983-84)

QUIRK, ED, QB – Washington Redskins (1948-51)

RAY, Shane, LB – Denver Broncos (2015-19)

RAKESTRAW, Ennis, DB – Detroit Lions (2024-pres.)

REAMON, Tommy, RB – Kansas City Chiefs (1976)

RICHARDS, Howard, OL – Dallas Cowboys (1981-86), Seattle Seahawks (1987)

RICHARDSON, Sheldon, DT – New York Jets (2013-16),
 Seattle Seahawks (2017), Minnesota Vikings (2018, 2021),

Cleveland Browns (2019-20)

RILEY, Cameron, DB – Pittsburgh Steelers (1987)

ROBINSON, Darius, DE – Arizona Cardinals (2024-pres.)

ROLAND, Johnny, RB – St. Louis Cardinals (1966-72), New York Giants (1973)

ROUNTREE III, Larry, RB – Los Angeles Chargers (2021-22)

ROUSE, Stillman, TE – Detroit Lions (1940)

RUCKER, Martin, TE – Cleveland Browns (2008-09),
 Philadelphia Eagles (2009), Dallas Cowboys (2010-11),
 Jacksonville Jaguars (2011), Kansas City Chiefs (2012)

RUSSELL, Andy, LB – Pittsburgh Steelers (1963, 1966-76)

RUTLAND, Kevin, CB – Jacksonville Jaguars (2011-12)

SALLY, Jerome, DT – New York Giants (1982-86), Indianapolis Colts (1987),
 Kansas City Chiefs (1988)

SCHRADER, Cody, RB – San Francisco 49ers (2024-pres.)

SEALBY, Randy, LB – New England Patriots (1987)

SEALS, George, OL – Washington Redskins (1964),
 Chicago Bears (1965-71), Kansas City Chiefs (1972-73)

SEITZ, Warren, WR – Pittsburgh Steelers (1986), New York Giants (1987)

SHORTHOSE, George, WR – Kansas City Chiefs (1985)

SHURNAS, Marshall, WR – Cleveland Browns (1947)

SMITH, Aldon, DE – San Francisco 49ers (2011-14),
 Oakland Raiders (2015), Dallas Cowboys (2020)

SMITH, Brad, WR – New York Jets (2006-10), Buffalo Bills (2011-12),
 Philadelphia Eagles (2013-14)

SMITH, Gordon, TE – Minnesota Vikings (1961-65)

SMITH, Jacques, DE – Tampa Bay Buccaneers (2014-17),
 Detroit Lions (2017), Arizona Cardinals (2018),
 Oakland Raiders (2018)

SMITH, Justin, DL – Cincinnati Bengals (2001-07), San Francisco 49ers (2008-14)

SMITH, Otis, CB – Philadelphia Eagles (1991-94),
 New York Jets (1995-96, 97-99),
 New England Patriots (1996, 2002), Detroit Lions (2003)

SMITH, Ray, OL – Philadelphia Eagles (1933)

STAGGERS, Jon, WR – Pittsburgh Steelers (1970-71),
 Green Bay Packers (1972-74), Detroit Lions (1975)

STEUER, Bob, HB – Chicago Bears (1943), Cleveland Browns (1946)

STEWART, Ralph, OL – Baltimore Colts (1948)

STEWART, Joe, WR – Oakland Raiders (1978-79)

STOWERS, Tommie, TE – New Orleans Saints (1992-93),
 Kansas City Chiefs (1994)

STUCKEY, Henry, DB – Miami Dolphins (1972-74), New York Giants (1975-76)

TAYLOR, James, OL – New Orleans Saints (1978-81)

THOMAS, Curtland, WR – New Orleans Saints (1987)

TOBIN, Bill, RB – Houston Oilers (1963)

TOWNS, Morris, OL – Houston Oilers (1977-83), Washington Redskins (1984)

TURNER, Vince, DB – New York Jets (1964)

VAN DYKE, Bruce, OL – Philadelphia Eagles (1966),
 Pittsburgh Steelers (1967-73), Green Bay Packers (1974-76)

WALLACE-SIMMS, Tre'Vour, OL – Jacksonville Jaguars (2020-21)

WASHINGTON, Russ, OL – San Diego Chargers (1968-82)

WEATHERSPOON, Sean, LB – Arizona Cardinals (2015)

WEGENER, Bucky, DT – Houston Oilers (1962-63)

WEHRLI, Roger, CB – St. Louis Cardinals (1969-82)

WEST, Mel, RB – New England Patriots (1961), New York Titans (1961-62)

WHITAKER, Bill, DB – Green Bay Packers (1981-82),
 St. Louis Cardinals (1983-84)

WHITE, Craig, WR – Buffalo Bills (1984)

WILDER, James, RB – Tampa Bay Buccaneers (1981-89),
 Detroit Lions (1990), Washington Redskins (1990)

WILSON, Curtis, OL – New England Patriots (1989)

WINSLOW, Kellen, TE – San Diego Chargers (1979-87)

WREN, Junior, DB – Cleveland Browns (1956-59),
 Pittsburgh Steelers (1960), New York Titans (1961)

WRIGHT, Eric, CB – San Francisco 49ers (1981-90)

WRIGHT, Keith, DT – Indianapolis Colts (2004),
 Tampa Bay Buccaneers (2004-05)

BOLD indicates active NFL player

INDIVIDUAL RECORDS

CONSECUTIVE GAMES STARTED

52	Evan Boehm (C)	2012-15
50	Carl Gettis (CB)	2007-10
50	Martin Rucker (TE)	2004-07
50	Adam Spieker (C)	2004-07
48	Brad Smith (QB)	2002-05
47	A.J. Ricker (C)	2000-03
42	Rob Riti (C)	1996-99
42	Mike Bedosky (C)	1990-93
41	Sean Weatherspoon (LB)	2006-09
41	Kurtis Gregory (G)	2006-09
41	Tommy Saunders (WR)	2005-08
41	Darren MacDonald (LB)	1986-89
40	Kentrell Brothers (LB)	2012-15
40	Connor McGovern (OG/OT)	2012-15
40	Chase Daniel (QB)	2006-08
40	Adrian Jones (CB)	1986-89

(Andy Gibler started 42 straight games from 1979 to '82, but streak included three bowl games. Mike Morris started 40 consecutive games including the 1997 Holiday Bowl. Including the 1997 Holiday Bowl and '98 Insight.com Bowl, Riti started 44 consecutive games. Ricker's total includes the 2003 Independence Bowl, as the NCAA began counting bowl statistics for the 2003 season)

RUSHING RECORDS

MOST RUSHES

Quarter	18	— Darrell Wallace vs. Kansas State, Oct. 26, 1985 [1st, 68 yards]
		Zain Gilmore vs. Texas Tech, Oct. 30, 1999 [4th, 58 yards]
Half	24	—Devin West at Iowa State, Oct. 10, 1998 [2nd, 165 yards]
Game	45	—Zain Gilmore vs. Texas Tech, Oct. 30, 1999 [165 yards]
Season	283	—Devin West, 1998 [1,578 yards]
Career	799	—Brad Smith, 2002-05 [4,289 yards]

RUSHING YARDS

Longest Rush	82	—Jonathon Johnson vs. Arkansas, Nov. 25, 2016
Longest Rushing TD	90	—Harry Ice at Iowa State, Oct. 18, 1941
Quarter	180	—Brad Smith vs. Texas Tech, Oct. 25, 2003 [2nd, 10 att.]
Half	263	—Henry Josey vs. Western Illinois, Sept. 17, 2011 [1st, 14 att.]
Game	319	—Devin West vs. Kansas, Sept. 12, 1998 [33 att.]
Season	1,627	—Cody Schrader, 2023 [276 att.]
		Freshman 1,062—Damarea Crockett, 2016 [153 att.]
		Sophomore 1,406—Brad Smith, 2003 [212 att.]
		Junior 1,312—Joe Moore, 1969 [260 att.]
		Senior 1,627—Cody Schrader, 2023 [276 att.]
Career	4,289	—Brad Smith, 2002-05 [799 att.]

RUSHING TOUCHDOWNS

Game	5	—Brad Smith vs. Texas Tech, Oct. 25, 2003 [19 att.]
Season	18	—Brad Smith, 2003 [212 att.]
Career	45	—Brad Smith, 2002-05 [799 att.]

YARDS PER ATTEMPT

<u>GAME (Min. 5 att.)</u>
30.0—Harry Ice at Kansas, Nov. 22, 1941 [8 for 240 yards]
<u>GAME (Min. 10 att.)</u>
18.8—Henry Josey vs. Western Illinois, Sept. 17, 2011 [14 for 263 yards]
<u>GAME (Min. 20 att.)</u>
11.7—Tony Temple vs. Arkansas, Jan. 1, 2008 [24 for 281 yards]
<u>GAME (Min. 30 att.)</u>
9.67—Devin West vs. Kansas, Sept. 12, 1998 [33 for 319 yards]

SEASON (Min. 100 att.)

8.1—Henry Josey, 2011 [145 for 1,168 yards]

SEASON (Min. 150 att.)

6.9—Damarea Crockett, 2016 [153 for 1,062 yards]

SEASON (Min. 200 att.)

6.6—Brad Smith, 2013 [212 for 1,406 yards]

CAREER (Min. 250 att.)

7.4—Bob Steuber, 1940-42 [272 for 2,004 yards]

CAREER (Min. 300 att.)

7.0—Henry Josey, 2010-13 [395 for 2,771 yards]

YARDS PER GAME

SEASON

133.7—Tyler Badie, 2021 [1,604 in 12 games]

CAREER

97.6—Joe Moore, 1968-70 [2,244 in 23 games]

100-YARD GAMES

SEASON

9—Joe Moore, 1969 [10 games]

By a Quarterback: 7—Brad Smith, 2003 [13 games]

CAREER

18—Brad Smith, 2002-05 [48 games]

CONSECUTIVE 100-YARD GAMES

SEASON

6—Cody Schrader, 2023 [Games 8-13]

CAREER

6—Joe Moore, 1968-70 [Games 7-10 in 1969, Games 1-2 in 1970];
Cody Schrader, 2023 [Games 8-13 in 2023]

NOTE: All records since 1947 unless otherwise noted; season/career totals prior to 2002 do not include bowl games.

INDIVIDUAL RECORDS

PASSING | ATTEMPTS

QUARTER

27—James Franklin at Baylor, Nov. 5, 2011 [4th, 20 comp.]

HALF

43—Jeff Handy at Oklahoma State, Oct. 17, 1992 [2nd, 24 comp.]

GAME

73—Jeff Handy at Oklahoma State, Oct. 17, 1992 [43 comp.]

SEASON

563—Chase Daniel, 2007 [384 comp.]

CAREER

1,609—Chase Daniel, 2005-08 [1,094 comp.]

CONSECUTIVE ATTEMPTS WITHOUT AN INT

GAME

54—Chase Daniel, vs. Illinois, Sept. 1, 2007

SEASON

207—Brady Cook [2022]

CAREER

365—Brady Cook [Oct. 22, 2022-Oct. 7, 2023]

COMPLETIONS

QUARTER

20—James Franklin at Baylor, Nov. 5, 2011 [4th, 27 att.]

HALF

26—Drew Lock vs. Delaware State, Sept. Sept. 24, 2016 [2nd, 26 comp.]

GAME

43—Jeff Handy, at Oklahoma State, Oct. 17, 1992 [73 att.]

GAME, CONSECUTIVE

20—Chase Daniel vs. Buffalo, Sept. 20, 2008

SEASON

385—Chase Daniel, 2008 [528 att.]

CAREER

1,094—Chase Daniel, 2005-08 [1,609 att.]

COMPLETION PERCENTAGE

GAME (10-19 att.)

.941—Chase Daniel vs. SEMO, Sept. 6, 2008 [16-of-17]

GAME (20-29 att.)

.8214—Chase Daniel vs. Nevada, Sept. 13, 2008 [23-of-28]

GAME (30-39 att.)

.8387—Chase Daniel vs. Colorado, Oct. 25, 2008 [26-of-31]

.8387—Blaine Gabbert vs. McNeese State, Sept. 11, 2010 [26-of-31]

.8387—Drew Lock at Connecticut, Oct. 28, 2017 [31-of-37]

GAME (40-49 att.)

.8372—Chase Daniel vs. Buffalo, Sept. 20, 2008 [36-of-43]

GAME (50+ att.)

.7500—Chase Daniel vs. Oklahoma State, Oct. 11, 2008 [39-of-52]

SEASON (100-199 att.)

.651—Phil Johnson, 1990 [71-of-109]

SEASON (Min. 200-299 att.)

.620—Kelly Bryant, 2019 [181-of-292]

SEASON (300-399 att.)

.673—Connor Bazelak, 2020 [218-of-324]

SEASON (400-499 att.)

.635—Chase Daniel, 2006 [287-of-452]

SEASON (500+ att.)

.729—Chase Daniel, 2008 [385-of-528]

CAREER (Less than 1,000 att.)

.666—Brady Cook, 2020-pres. [545-of-818]

CAREER (More than 1,000 att.)

.680—Chase Daniel, 2005-08 [1,094-of-1,609]

LOWEST PCT. OF PASSES INTERCEPTED

SEASON (300-399 att.)

.016—Brad Smith, 2002 [6 of 366 att.]

SEASON (400-499 att.)

.018—Drew Lock, 2018 [8 of 437 att.]

SEASON (500-599 att.)

.195—Chase Daniel, 2007 [11 of 563 att.]

CAREER (Less than 1,000 att.)

.016—Brady Cook, 2020-pres. [13 of 818 att.]

CAREER (More than 1,000 att.)

.022—Brad Smith, 2002-05 [33 of 1,484 att.]

YARDS

PLAY, TOUCHDOWN

98—Pete Woods to Joe Stewart at Nebraska, Oct. 23, 1976

PLAY, NO TOUCHDOWN

73—Jeff Handy to Frank Jones at Hawaii, Nov. 26, 1994

QUARTER

252—Drew Lock vs. Delaware State, Sept. 24, 2016 [1st, 15-of-22]

HALF

402—Drew Lock vs. Delaware State, Sept. 24, 2016 [1st, 26-of-36]

GAME

521—Drew Lock vs. Missouri State, Sept. 2, 2017 [21-of-34]

SEASON

4,335—Chase Daniel, 2008 [385-of-528]

Freshman: 2,366—Connor Bazelak, 2020 [218-of-324]

Sophomore: 3,526—Chase Daniel [287-of-452]

Junior: 4,306—Chase Daniel, 2007 [384-of-563]

Senior: 4,335—Chase Daniel, 2008 [385-of-528]

CAREER

12,515—Chase Daniel, 2005-08 [1,094-of-1,609]

YARDS PER ATTEMPT

GAME (Min. 10-19 att.)

15.2—Corby Jones vs. Iowa State, Oct. 4, 1997 [14 att. for 212 yards]

GAME (Min. 20-29 att.)

14.5—Chase Daniel vs. Nevada, Sept. 13, 2008 [28 att. for 405 yards]

GAME (30+ att.)

15.3—Drew Lock vs. Missouri State, Sept. 2, 2017 [34 att. for 521 yards]

SEASON (Min. 70 att.)

10.5—Vic Eaton, 1954 [74 att. for 774 yards]

SEASON (Min. 150 att.)

8.7—Corby Jones, 1997 [191 att. for 1,658 yards]

INDIVIDUAL RECORDS

SEASON (Min. 250 att.)

9.5—Drew Lock, 2017 [419 att. for 3,964 yards]

CAREER (Min. 300 att.)

7,826—Terry McMillan, 1968-69
[346 att. for 2,708 yards]

CAREER (Min. 600 att.)

8,147—Marlon Adler, 1982-85
[642 att. for 5,231 yards]

CAREER (Min. 750 att.)

7,851—Drew Lock, 2015-18
[1,553 att. for 12,193 yards]
7,778—Chase Daniel, 2005-08
[1,609 att. for 12,515 yards]

YARDS PER COMPLETIONGAME (Min. 5 comp.)

39.8—Paul Christman vs. St. Louis, Sept. 28, 1940
[5 comp. for 199 yards]

GAME (Min. 10 comp.)

21.9—Terry McMillan at Kansas, Nov. 22, 1969
[14 comp. for 307 yards]

GAME (Min. 20 comp.)

24.8—Drew Lock vs. Missouri State,
Sept. 2, 2017 [21 comp. for 521 yards]

SEASON (Min. 35 comp.)

21.5—Vic Eaton, 1954 [36 comp. for 774 yards]

SEASON (Min. 100 comp.)

18.7—Terry McMillan, 1969
[105 comp. for 1,963 yards]

SEASON (Min. 200 comp.)

16.4—Drew Lock, 2018 [242 comp for 3,964 yards]

CAREER (Min. 150 comp.)

16.8—Terry McMillan, 1968-69
[161 comp. for 2,708 yards]

CAREER (Min. 300 comp.)

15.1—Marlon Adler, 1982-85
[347 comp. for 5,231 yards]

CAREER (Min. 500 comp.)

13.9—Drew Lock, 2016-18
[883 comp. for 12,193 yards]

TOUCHDOWNSGAME

7—Drew Lock vs. Missouri State, Sept. 2, 2017
[34 att.]

SEASON

44, Drew Lock, 2017 [419 att.]

CAREER

101, Chase Daniel, 2005-08 [1,609 att.]

CONSECUTIVE GAMES WITH TD PASSSEASON

14—Chase Daniel, 2008 [14 games]

CAREER

23—Drew Lock [Oct. 22, 2016-Sept. 15, 2018]

INTERCEPTIONSGAME

7—Paul Christman at Kansas State, Oct. 8, 1938
[35 att.]

SEASON

19—Paul Christman, 1938 [136 att.]

CAREER

45—Paul Christman, 1938-40 [435 att.]

HIGHEST PASS EFFICIENCY RATINGGAME

273.4—Chase Daniel vs. SEMO, Sept. 6, 2008

SEASON

165.7—Drew Lock, 2017

CAREER

157.2, Brady Cook, 2020-pres.

200-YARD GAMESSEASON

14—Chase Daniel, 2008 [14 games]

CAREER

38—Chase Daniel, 2005-08 [51 games]

CONSECUTIVE

20—Chase Daniel [Oct. 14, 2006-Dec. 1, 2007]

300-YARD GAMESSEASON

8—Chase Daniel, 2007 & 2008 [14 games]

CAREER

20—Chase Daniel, 2005-08 [51 games]

CONSECUTIVE

6—Chase Daniel [Nov. 18, 2006-Sept. 15, 2007]

400-YARD GAMESSEASON

3—Drew Lock, 2017 [13 games]

CAREER

5—Drew Lock, 2015-18 [50 games]

RECEIVING | RECEPTIONSQUARTER

7—four times—Justin Gage vs. Baylor, Nov. 10, 2001
[1st, 127 yards]; Danario Alexander vs. Kansas, Nov.
28, 2009 [3rd, 181 yards]; Michael Egnew at Baylor,
Nov. 5, 2011 [4th, 40 yards]; Bud Sasser vs. Indiana,
Sept. 20, 2014 [4th, 90 yards]

HALF

11—Danario Alexander vs. Baylor, Nov. 7, 2009
[1st, 161 yards]

GAME

16—Justin Gage at Bowling Green, Sept. 14, 2002
[236 yards]

SEASON

113—Danario Alexander, 2009 [1,781 yards]
Freshman: 80—Jeremy Maclin, 2007 [1,055 yards]
Sophomore: 102—Jeremy Maclin, 2008 [1,260
yards]
Junior: 90—Michael Egnew, 2010 [762 yards]
Senior: 113— Danario Alexander, 2009 [1,781 yards]

CAREER

247—Chase Coffman, 2005-08 [2,659 yards]

CONSECUTIVE GAMES WITH RECEPTIONSEASON

14—six times—Jeremy Maclin, 2007; Jared Perry,
2008; Marcus Lucas, 2013; Dorial Green-Beckham,
Bud Sasser, Martin Rucker, 2014

CAREER

45—Chase Coffman [2005-08]

YARDSQUARTER

181—Danario Alexander vs. Kansas, Nov. 28, 2009
[3rd, 7 rec.]

HALF

203—Danario Alexander vs. Kansas, Nov. 28, 2009
[2nd, 10 rec.]

INDIVIDUAL RECORDS

GAME
 236—Justin Gage vs. Baylor, Nov. 10, 2001 [13 rec.]
 236—Justin Gage at Bowling Green, Sept. 14, 2002 [16 rec.]

SEASON
 1,781—Danario Alexander, 2009 [113 rec.]

CAREER
 2,778—Danario Alexander, 2006-09 [191 rec.]

YARDS PER RECEPTION
GAME (Min. 3 rec.)
 48.3—Joe Stewart at Nebraska, Oct. 23, 1976 [3 for 145]

GAME (Min. 5 rec.)
 34.4—Linzy Collins vs. TCU, Sept. 8, 1990 [5 for 172]

SEASON (Min. 20 rec.)
 27.1—Mel Gray, 1969 [26 for 705]

SEASON (Min. 30 rec.)
 24.8—Emanuel Hall, 2017 [33 for 817]

SEASON (Min. 40 rec.)
 21.5—Henry Marshall, 1975 [44 for 945]

CAREER (Min. 50 rec.)
 22.3—Mel Gray, 1968-70 [67 for 1,491]

CAREER (Min. 100 rec.)
 17.25—Linzy Collins, 1989-90 [102 for 1,760]

CAREER (Min. 150 rec.)
 15.67—J'Mon Moore, 2014-17 [158 for 2,477]

CAREER (Min. 200 rec.)
 13.52—Justin Gage, 1999-02 [200 for 2,704]

TOUCHDOWNS
GAME
 4—Dorial Green-Beckham, at Kentucky, Nov. 9, 2013 [7 rec.]
 4—J'Mon Moore vs. Delaware State, Sept. 24, 2016 [8 rec.]

SEASON
 14—Danario Alexander, 2009 [113 rec.]

CAREER
 30—Chase Coffman, 2005-08 [247 rec.]

CONSECUTIVE GAMES WITH TD RECEPTION
SEASON
 6—Danario Alexander, 2009 [Games 8-13]

CAREER
 6—Mel Gray, 1968-70 [Games 6-10 in 1969; Game 1 in 1970]; Danario Alexander, 2009 [Games 8-13]

100-YARD GAMES
SEASON
 9— Danario Alexander, 2009 [13 games]

CAREER
 11—Justin Gage, 1999-2002 [34 games]

TOTAL OFFENSE | RUSHING AND PASSING
TOTAL PLAYS
GAME
 84—Brad Smith vs. New Mexico, Sept. 10, 2005 [29 rush/55 pass]

SEASON
 672—Chase Daniel, 2007 [109 rush/563 pass]

CAREER
 2,283—Brad Smith, 2002-05 [799 rush/1,484 pass]

TOTAL YARDS
GAME
 515—Drew Lock vs. Missouri State, Sept. 2, 2017 [-6 rush/521 pass]

SEASON
 4,616—Chase Daniel, 2008 [281 rush/4,335 pass]

CAREER
 13,485—Chase Daniel, 2005-08 [970 rush/12,515 pass]

YARDS PER PLAY
GAME (Min. 20 plays)
 14.4—Chase Daniel vs. Nevada, Sept. 13, 2008 [417 yards in 29 plays]

GAME (Min. 30 plays)
 14.7—Drew Lock vs. Missouri State, Sept. 2, 2017 [515 yards in 35 plays]

GAME (Min. 40 plays)
 9.9—Drew Lock at Arkansas, Nov. 24, 2017 [474 yards in 48 plays]

SEASON (Min. 1,000 yards)
 8.8—Drew Lock, 2017 [4,075 yards in 463 plays]

CAREER (Min. 2,000 yards)
 7.17—Bob Steuber, 1940-42 [2,145 yards in 299 plays]

CAREER (Min. 4,000 yards)
 7.19—Drew Lock, 2015-18 [12,630 yards in 1,756 plays]

TD RESPONSIBILITY (PASS/RUSH)
GAME
 7—Drew Lock vs. Missouri State, Sept. 2, 2017 [0 rush/7 pass]

SEASON
 45—Drew Lock, 2017 [1 rush/44 pass]

CAREER
 111—Chase Daniel, 2005-08 [10 rush/101 pass]

KICKOFF RETURNS
GAME
 7—Joe Stewart at Wisconsin, Oct. 5, 1974 [N/A yards]; Jeremy Maclin vs. Oklahoma, Dec. 6, 2008 [132 yards]

SEASON
 43—Jeremy Maclin, 2007 [1,039 yards]

CAREER
 87—Marcus Murphy, 2010-14 [2,036 yards]

KICKOFF RETURN YARDS
PLAY
 100—Russell Dills vs. Kansas, Nov. 24, 1928; Mike Fink vs. Oklahoma State, Oct. 16, 1971; Joe Stewart at Oklahoma State, Oct. 30, 1976; Marcus Murphy vs. South Dakota State, Aug. 30, 2014; Kris Abrams-Draine vs. Tennessee [Oct. 2, 2021]

Note: Fink also had a 100-yard kickoff return at Arizona State, Dec. 23, 1972 [Fiesta Bowl]

PLAY, NO TOUCHDOWN
 89—Shirdonya Mitchell at Texas Tech, Oct. 19, 2002

GAME
 194—Jeremy Maclin at Kansas State, Nov. 17, 2007 [6 returns]

Note: Mike Fink had 203 yards on 6 returns at Arizona State, Dec. 23, 1972 [Fiesta Bowl]

SEASON
 1,039—Jeremy Maclin, 2007 [43 returns]

INDIVIDUAL RECORDSCAREER

2,049—Jeremy Maclin, 2007 [85 returns]

YARDS PER KICKOFF RETURNGAME (Min. 2 returns)

72.0—Jon Staggers vs. Kansas State, Nov. 1, 1969
[2 for 144 yards]

GAME (Min. 3 returns)

51.3—Ricardo Rhodes vs. Oklahoma, Oct. 17, 1998
[3 for 154 yards]

GAME (Min. 5 returns)

33.8—Mike Fink at Arizona State, Dec. 23, 1972
[6 for 203 yards]

SEASON (Min. 10 returns)

31.3—Ricardo Rhodes, 1998 [13 for 404 yards]

CAREER (Min. 25 returns)

25.03—Jon Staggers, 1967-69 [31 for 776 yards]

CAREER (Min. 50 returns)

25.0—Mike Fink, 1970-72 [51 for 1,275 yards]

KICKOFF RETURN TOUCHDOWNSGAME

1—by several; most-recently by Kris Abrams-Draine
vs. Tennessee (Oct. 2, 2021)

SEASON

2—Mike Fink, 1971 [21 returns]; Marcus Murphy,
2014 [17 returns]

CAREER

3—Marcus Murphy, 2010-14 [87 returns]

Note: Mike Fink also had three career kickoff return touchdowns, one of which was in the 1972 Fiesta Bowl and is not included as bowl game statistics were not included in career totals until 2003

PUNT RETURNSGAME

7—Leo Lewis vs. North Carolina, Oct. 2, 1976
[67 yards]

SEASON

40—Roger Wehrli, 1968 [478 yards]

CAREER

92—Roger Wehrli, 1966-68 [1,062 yards]

PUNT RETURN YARDSPLAY

90—Donnie Smith vs. Air Force, Oct. 8, 1960 [TD]

PLAY, NO TOUCHDOWN

76—Marcus Woods at Oklahoma State, Oct. 8, 2005

GAME

180—Marcus Murphy vs. Southeastern Louisiana,
Sept. 1, 2012 [5 returns]

SEASON

478—Roger Wehrli, 1968 [40 returns]

CAREER

1,062—Roger Wehrli, 1966-68 [92 returns]

YARDS PER PUNT RETURNGAME (Min. 3 returns)

39.3—Donnie Smith vs. Air Force, Oct. 8, 1960 [3 for
118 yards]; Richaud Floyd vs. Idaho, Oct. 21, 2017 [3
for 118 yards]

GAME (Min. 4 returns)

39.0—Roger Wehrli at Iowa State, Oct. 21, 1967
[4 for 156 yards]

SEASON (Min. 10 returns)

23.0—Donnie Smith, 1959 [10 for 230 yards]

SEASON (Min. 15 returns)

16.5—John Moseley, 1973 [19 for 314 yards]

CAREER (Min. 25 returns)

13.1—John Moseley, 1971-73 [26 for 347 yards]

CAREER (Min. 50 returns)

12.1—Marcus Johnson, 2000-03, [78 for 942 yards]

PUNT RETURN TOUCHDOWNSGAME

2—Marcus Murphy vs. Southeastern Louisiana,
Sept. 1, 2012 [5 returns]

SEASON

3—Marcus Murphy, 2012 [27 returns]

CAREER

4—Marcus Murphy, 2010-14 [75 returns]

TOTAL RETURNSGAME

9—Joe Stewart at Wisconsin, Oct. 5, 1974 [2 punt/7
kickoff]; Leo Lewis at Oklahoma, Nov. 13, 1976 [N/A
punt/N/A kickoff]

SEASON

68—Jeremy Maclin, 2007 [25 punt/43 kickoff]

CAREER

162—Marcus Murphy, 2010-14 [75 punt/87 kickoff]

TOTAL KICK RETURN YARDSGAME

228—Mike Fink vs. Oklahoma State, Oct. 16, 1971 [52
punt/176 kickoff on 8 total returns]

SEASON

1,346—Jeremy Maclin, 2007
[307 punt/1,039 kickoff on 68 total returns]

CAREER

2,837—Marcus Murphy, 2010-14
[801 punt/2,036 kickoff on 162 returns]

YARDS PER KICK RETURNGAME (Min. 3 returns)

61.3—Jon Staggers vs. Kansas State, Nov. 1, 1969
[3 for 184 yards]

GAME (Min. 4 returns)

39.0—Roger Wehrli at Iowa State, Oct. 21, 1967
[4 for 156 yards]

GAME (Min. 5 returns)

39.4—Marcus Murphy at Florida, Oct. 18, 2014
[5 for 197]

SEASON (Min. 25 returns)

20.8—John Moseley, 1973 [36 for 748 yards]

CAREER (Min. 75 returns)

19.6—Joe Stewart, 1974-77 [74 for 1,454 yards]

CAREER (Min. 100 returns)

19.7—Jeremy Maclin, 2007-08 [133 for 2,626 yards]

KICK RETURN TOUCHDOWNSGAME

2—Marcus Murphy vs. Southeastern Louisiana,
Sept. 1, 2012 [2 punt/0 kickoff] and at Florida, Oct.
18, 2014 [1 punt/1 kickoff]

SEASON

4—Marcus Murphy, 2012 [3 punt/1 kickoff]

CAREER

7—Marcus Murphy, 2010-14 [4 punt/3 kickoff]

INDIVIDUAL RECORDS

ALL-PURPOSE ATTEMPTS

GAME

45—Zain Gilmore vs. Texas Tech, Oct. 30, 1999 [45 rush, 0 rec., 0 return]

SEASON

323—Tyler Badie, 2021 [268 rush, 54 rec., 1 return]

CAREER

807—Brad Smith, 2002-05 [799 rush/8 rec., 0 return]

YARDS

GAME

360—Jeremy Maclin at Kansas State, Nov. 17, 2007 [143 rec., 209 return, 8 rush]

SEASON

2,833—Jeremy Maclin, 2008 [1,260 rec., 293 rush, 1,280 return]

CAREER

5,609—Jeremy Maclin, 2007-08 [2,315 rec., 668 rush, 2,626 return]

SCORING | POINTS SCORED

GAME

30—Brad Smith vs. Texas Tech, Oct. 25, 2003 [5 TD rush]

SEASON

121—Bob Steuber, 1942 [17 rush, 1 rec., 13 PAT-1]
118—Brad Smith, 2003 [18 rush, 1 rec., 2 PAT-2]

CAREER

284—Brad Smith, 2002-05 [45 TD rush, 1 TD rec., 4 PAT-2]

POINTS SCORED | KICKING

GAME

20—Harrison Mavis vs. Arkansas, Dec. 5, 2020 [5 FG, 5 PAT]

SEASON

133—Jeff Wolfert, 2008 [20 FG, 73 PAT]

CAREER

405—Harrison Mavis, 2020-23 [86 FG, 147 PAT]

TOUCHDOWNS

GAME

5—Brad Smith vs. Texas Tech, Oct. 25, 2003 [5 rush]

SEASON

19—Brad Smith, 2003 [18 rush, 1 rec.]; Derrick Washington, 2008 [17 rush, 2 rec.]

CAREER

46—Brad Smith, 2002-05 [45 rush, 1 rec.]

FIELD GOALS MADE

LONGEST

62—Tom Whelihan vs. Colorado, Oct. 11, 1986

GAME

5—Jeff Jacke vs. Kansas, Nov. 21, 1992 [5 att.]; Andrew Baggett vs. Florida, Oct. 19, 2013 [5 att.]; Tucker McCann at South Carolina, Oct. 6, 2018 [6 att.]; Harrison Mevis vs. Arkansas, Dec. 5, 2020 [5 att.]

SEASON

26—Grant Ressel, 2009 [27 att.]

CAREER

86—Harrison Mevis, 2020-23 [99 att.]

FIELD GOALS ATTEMPTED

GAME

7—Tom Whelihan vs. Oklahoma State, Nov. 16, 1985 [4 made]

SEASON

33—Tucker McCann, 2018 [24 made]

CAREER

99—Harrison Mevis, 2020-23 [86 made]

FIELD GOAL PERCENTAGE

SEASON (Min. 20 att.)

.963—Grant Ressel, 2009 [26-of-27]

CAREER (Min. 60 att.)

.869—Harrison Mevis, 2020-24 [86-of-99]

CAREER (Min. 70 att.)

.869—Harrison Mevis, 2020-24 [86-of-99]

CAREER (Min. 80 att.)

.869—Harrison Mevis, 2020-24 [86-of-99]

PAT KICKS MADE

GAME

10—Tucker McCann vs. Delaware State, Sept. 23, 2016 [11 att.]

SEASON

73—Jeff Wolfert, 2008 [73 att.]

CAREER

185—Jeff Wolfert, 2006-08 [185 att.]

PAT KICKS ATTEMPTED

GAME

11—Tucker McCann vs. Delaware State, Sept. 23, 2016 [10 made]

SEASON

73—Jeff Wolfert, 2008 [73 made]

CAREER

185—Jeff Wolfert, 2006-08 [185 made]

PAT KICK PERCENTAGE

SEASON (Min. 20 att.)

1.000—Jeff Wolfert, 2008 [73-of-73]; Jeff Wolfert, 2007 [67-of-67]; Jeff Wolfert, 2006 [45-of-45]; Harrison Mevis, 2021 [41-of-41]; Grant Ressel, 2009 [39-of-39]; Harrison Mevis, 2022 [33-of-33]; Jeff Jacke, 1990 [32-of-32]; Grant Ressel, 2011 [30-of-30]; Harrison Mevis, 2020 [28-of-28]; Trey Barrow, 2011 [23-of-23]; Charles Rash, 1957 [20-of-20]

CAREER (Min. 100 att.)

1.000—Jeff Wolfert, 2006-08 [185-of-185]

CONSECUTIVE PAT KICKS MADE

GAME

9—Jeff Wolfert vs. Nevada, Sept. 13, 2008 [9 att.]; Tucker McCann vs. Delaware State, Sept. 23, 2016 [11 att.]

SEASON

73—Jeff Wolfert, 2008 [73 att.]

CAREER

185—Jeff Wolfert, 2006-08 [185 att.]

PUNTING | PUNTS

GAME

13—Mike Farmer vs. Stanford, Sept. 11, 1971 [NA yards]

SEASON

81—Corey Fatony, 2015 [3,477 yards]

CAREER

255—Corey Fatony, 2015-18 [11,163 yards]

INDIVIDUAL RECORDS

PUNTING | YARDSPLAY

82—Jeff Brockhaus at Kansas State, Oct. 25, 1980

GAME

501—Ray West vs. UCLA, Oct. 16, 1985 [11 punts]

SEASON

3,477—Corey Fatony, 2015 [81 punts]

CAREER

11,163—Corey Fatony, 2015-18 [255 punts]

YARDS PER PUNTGAME (Min. 3 punts)

58.0—Trey Barrow at Arizona State, Sept. 9, 2011
[4 for 232]

GAME (Min. 5 punts)

53.9—Matt Grabner at Texas Tech, Nov. 6, 2010
[8 for 431]

GAME (Min. 10 punts)

47.6—Kyle Pooler at Illinois, Sept. 10, 1994 [10 for 476]

SEASON (Min. 30 punts)

45.0—Vince Sebo, 1996 [31 for 1,396]

SEASON (Min. 50 punts)

44.8—Trey Barrow, 2011 [62 for 2,779]

CAREER (Min. 100 punts)

43.9—Trey Barrow, 2010-12 [132 for 5,794]

50+ YARD PUNTSSEASON

23—Kyle Pooler, 1994 [75 punts]

CAREER

69—Corey Fatony, 2015-18 [255 punts]

PUNTS DOWNED INSIDE OPP. 20SEASON

30—Trey Barrow, 2012 [68 punts]

CAREER

93—Corey Fatony, 2015-18 [255 punts]

DEFENSE | TOTAL TACKLESGAME

26—Taft Sales at Oklahoma State, Oct. 30, 1982 [8 solo, 18 assisted]

SEASON

164—Travis McDonald, 1994 [113 solo, 51 assisted]

CAREER

434—James Kinney, 2001-04 [256 solo, 178 assisted]

DEFENSE | SOLO TACKLESGAME

12—Castine Bridges at Iowa State, Nov. 15, 2008;
Cale Garrett at Wyoming, Aug. 31, 2019

SEASON

113—Travis McDonald, 1994

CAREER

256—James McKinney, 2001-04

DEFENSE | ASSISTED TACKLESGAME

18—Taft Sales at Oklahoma State, Oct. 30, 1982

SEASON

96—Jay Wilson, 1982

CAREER

222—Darren McDonald, 1986-89

DEFENSE | TACKLES FOR LOSSGAME

7—Justin Smith at Baylor, Nov. 11, 2000 [33 yards lost]

SEASON

24.0—Justin Smith, 2000 [128 yards lost]; Keith Wright, 2002 [81 yards lost]

CAREER

53.0—Justin Smith, 1998-2000 [227 yards lost]

DEFENSE | SACKSGAME

4—three times; Justin Smith at Baylor, Nov. 11, 2000 [27 yards lost]; Brian Smith at New Mexico, Sept. 16, 2006 [34 yards lost]; Antwaun Bynum at Oklahoma State, Oct. 6, 2001 [16 yards lost]

SEASON

14.5—Shane Ray, 2014 [94 yards lost]

CAREER

31.5—Brian Smith, 2003-06 [218 yards lost]

DEFENSE | INTERCEPTIONSGAME

3—six times; Roger Wehrli vs. Oklahoma State, Nov. 2, 1968; Eric Wright vs. San Diego State, Sept. 8, 1979; Bill Whitaker vs. San Diego State, Sept. 8, 1979; Bill Whitaker at San Diego State, Sept. 27, 1980; Clayton Baker vs. North Texas, Sept. 2, 1995; R.J. Jones vs. Troy, Sept. 28, 2002

SEASON

8—William Moore, 2007 [61 yards]

CAREER

16—Adrian Jones, 1986-89 [145 yards]

DEFENSE | INTERCEPTION RETURN YARDSPLAY

100—Ronnell Perkins vs. South Carolina, Sept. 21, 2019 [TD]

PLAY, NO TOUCHDOWN

87—Demetrious Johnson vs. Colorado State, Sept. 4, 1982

GAME

100—Ronnell Perkins vs. South Carolina, Sept. 21, 2019

SEASON

167—Ken Boston, 1964 [6 int.]

CAREER

245—Ken Boston, 1963-64 [14 int.]

DEFENSE | INTERCEPTION RETURN AVERAGEGAME (Min. 2 int.)

38.0—John Mosley at Kansas State, Nov. 4, 1972 [2 for 76 yards]

SEASON (Min. 4 int.)

28.3—John Mosley, 1972 [4 for 113 yards]

CAREER (Min. 8 int.)

17.5—Ken Boston, 1963-65 [14 for 245 yards]

DEFENSE | INTERCEPTIONS RETURNED FOR TDGAME

1—by several, most-recently by Mekhi Wingo vs. North Texas (Oct. 9, 2021)

SEASON

3—Erik McMillan, 1987 [5 int.]

CAREER

4—William Moore, 2005-08 [11 int.]

INDIVIDUAL RECORDS/LONGEST PLAYS

DEFENSE | PASSES BROKEN UP

SEASON

16—E.J. Gaines, 2011

CAREER

36—Adrian Jones, 1986-89

DEFENSE | BLOCKED KICKS

SEASON

4—Terry Matchak, 1982

CAREER

5—Donnell Jones, 1994-97

MIZZOU'S LONGEST PLAYS

RUSH

90—Harry Ice at Iowa State, Oct. 18, 1941 [TD]

PASS

98—Pete Woods to Joe Stewart at Nebraska, Oct. 23, 1976 [TD]

KICKOFF RETURN

- 100—Russell Dills vs. Kansas, Nov. 24, 1928 [TD]
- 100—Mike Fink vs. Oklahoma State, Oct. 16, 1971 [TD]
- 100—Joe Stewart at Oklahoma State, Oct. 30, 1976 [TD]
- 100—Marcus Murphy vs. So. Dakota State, Aug. 30, 2014 [TD]
- 100—Kris Abrams-Draine vs. Tennessee, Oct. 2, 2021 [TD]

Note: Fink also had a 100-yard kickoff return for TD at Arizona State, Dec. 23, 1972 [Fiesta Bowl]

PUNT RETURN

90—Donnie Smith vs. Air Force, Oct. 8, 1960 [TD]

INTERCEPTION RETURN

100—Ronnell Perkins vs. SoCar, Oct. 21, 2019 [TD]

INTERCEPTED LATERAL RETURN

77—Don Greenwood vs. Iowa State, Oct. 19, 1940 [TD]

FUMBLE RETURN

- 103—Vince Turner at Kansas, Nov. 30, 1963 [TD]
- 100—Pig Brown vs. Illinois, Sept. 1, 2007 [TD]

PUNT

82—Jeff Brockhaus at Kansas State, Oct. 25, 1980

FIELD GOALS

- 62—Tom Whelihan vs. Colorado, Oct. 11, 1986
- 61—Harrison Mevis vs. Kansas State, Sept. 16, 2023
- 57—Tucker McCann at South Carolina, Oct. 6, 2018
- 56—Harrison Mevis vs. Georgia, Oct. 1, 2022
- 56—Harrison Mevis at Boston College, Sept. 25, 2021
- 54—Jeff Wolfert at Nebraska, Nov. 4, 2006
- 54—Tom Whelihan vs. Oklahoma State, Nov. 16, 1985
- 53—Harrison Mevis vs. South Carolina, Oct. 21, 2023
- 53—Harrison Mevis vs. C. Michigan, Sept. 4, 2021
- 53—Tom Whelihan at Texas, Sept. 21, 1985
- 53—Greg Hill at Iowa State, Nov. 13, 1971
- 52—Harrison Mevis vs. Georgia, Oct. 1, 2022
- 52—Harrison Mevis vs. Abilene Christian, Sept. 17, 2022
- 52—Harrison Mevis at Vanderbilt, Oct. 30, 2021
- 52—Harrison Mevis vs. LSU, Oct. 10, 2020
- 52—Tucker McCann vs. SEMO, Sept. 19, 2019
- 52—Andrew Baggett vs. Arkansas, Nov. 28, 2014

- 52—Bill Bates at Oklahoma, Nov. 12, 1966
- 51—Harrison Mevis vs. Arkansas, Dec. 5, 2020
- 51—Jeff Wolfert vs. Illinois, Aug. 30, 2008
- 51—Brad Hammerich vs. Bowling Green, Sept. 1, 2001
- 51—Kyle Pooler at Oklahoma, Nov. 5, 1994
- 51—Jeff Jacke at Illinois, Sept. 12, 1992
- 51—Jeff Jacke at Nebraska, Oct. 29, 1988
- 51—Tom Whelihan vs. Texas, Sept. 20, 1986
- 51—Brad Burditt at Nebraska, Oct. 23, 1982
- 50—Harrison Mevis vs. LSU, Oct. 7, 2023
- 50—Harrison Mevis at South Carolina, Oct. 29, 2022
- 50—Harrison Mevis at Tennessee, Oct. 3, 2020
- 50—Tucker McCann vs. Wyoming, Sept. 8, 2018
- 50—Andrew Baggett vs. Arkansas, Nov. 28, 2014
- 50—Grant Ressel vs. Miami (Ohio), Sept. 25, 2010
- 50—Adam Crossett vs. South Carolina, Dec. 30, 2005 [Independence Bowl]
- 50—Jeff Jacke vs. Oklahoma State, Oct. 19, 1991
- 50—Jeff Jacke at Kansas, Nov. 19, 1988
- 50—Tom Whelihan at Oklahoma State, Dec. 4, 1986

TEAM RECORDS

RUSHING | ATTEMPTS

GAME

Most: 99—vs. Colorado, Oct. 12, 1968 [421 yards]
 Fewest: 17—at Kansas, Nov. 23, 1991 [57 yards]

SEASON

Most: 645—1977 [2,469 yards]
 Fewest: 360—1991 [1,180 yards], 1989 [869 yards]

RUSHING | YARDS

GAME

Most: 516—vs. Colorado, Oct. 6, 1984 [64 att.]
 Fewest: [-44]—vs. Miami, Fla., Sept. 23, 1989 [25 att.]

SEASON

Most: 3,330—2013 [588 att.]
 Fewest: 869—1989 [360 att.]

RUSHING | TOUCHDOWNS

GAME

6—at Kansas, Nov. 22, 1969 [51 att.]

SEASON

Most: 38—2003 [551 att.]
 Fewest: 3—1971 [498 att.]

RUSHING | YARDS PER GAME

SEASON

Most: 307.7—1941 [3,077 yards in 10 games]
 Fewest: 79.0—1989 [869 yards in 11 games]

RUSHING | YARDS PER ATTEMPT

SEASON

Most: 5.66—2013 [3,330 on 588 att.]
 Fewest: 2.38—1955 [1,055 on 442 att.]

PASSING | ATTEMPTS

GAME

Most: 73—at Oklahoma State, Oct. 17, 1992 [43 comp.]
 Fewest: 1—at Kansas State, Oct. 10, 1964 [1 comp.]

SEASON

Most: 582—2007 [394 comp.]
 Fewest: 63—1962 [24 comp.]

PASSING | COMPLETIONS

GAME

Most: 43—at Oklahoma State, Oct. 17, 1992 [73 att.]
 Fewest: 0—six times, most-recently at Oklahoma, Nov. 12, 1966 [2 att.]

Note: Mizzou also completed 0 passes vs. Georgia Tech in 1962 Bluebonnet Bowl [7 att.] and vs. Alabama in 1968 Gator Bowl [6 att.]; both games it won.

SEASON

Most: 404—2008 [565 att.]
 Fewest: 24—1962 [63 att.]

PASSING | COMPLETION PERCENTAGE

GAME [Min. 15 att.]

.917—vs. SEMO, Sept. 6, 2008 [33-of-36]

SEASON

High: .715—2008 [404-565]
 Low: .353—[47-133]

PASSING | YARDS

GAME

Most: 521—vs. Missouri State, Sept. 2, 2017 [21-of-34]
 Fewest: 0—six times, most-recently at Oklahoma, Nov. 12, 1966 [2 att.]

SEASON

Most: 4,625—2008 [404-of-565]
 Fewest: 293—1962 [24-of-63]

PASSING | YARDS PER GAME

SEASON

Most: 330.4—2008 [4,625 yards in 14 games]
 Fewest: 29.3—1962 [293 yards in 10 games]

PASSING | TOUCHDOWNS

GAME

7—vs. Missouri State, Sept. 2, 2017 [34 att.]

SEASON

Most: 44—2017 [430 att.]
 Fewest: 2—1967 [133 att.]

PASSING | INTERCEPTIONS

GAME

Most: 7—four times, most-recently at Oklahoma, Nov. 15, 1952 [32 att.]

SEASON

Most: 30—1951 [284 att.]
 Fewest: 5—1998 [187 att.]

TOTAL OFFENSE | TOTAL PLAYS

GAME

Most: 111—vs. Colorado, Oct. 12, 1968 [99 rush/12 pass]
 Fewest: 35—at Vanderbilt, Sept. 21, 1957 [32 rush/3 pass]

SEASON

Most: 1,112—2007 [530 rush/582 pass]
 Fewest: 555—1957 [461 rush/94 pass]

TOTAL OFFENSE | TOTAL YARDS

GAME

Most: 815—vs. Missouri State, Sept. 2, 2017 [294 rush/521 pass]
 Fewest: 46—at Illinois, Sept. 10, 1994 [22 rush/24 pass]

SEASON

Most: 6,870—2013 [3,330 rush/3,570 pass in 14 games]
 Fewest: 2,131—1957 [1,677 rush/454 pass in 10 games]

TOTAL OFFENSE | YARDS PER PLAY

GAME

Most: 10.02—vs. Nevada, Sept. 13, 2008 [651 yards on 65 plays]
 Fewest: 1.18—at Illinois, Sept. 10, 1994 [46 yards on 39 plays]

SEASON

Most: 7.13—2017 [6,528 yards on 916 plays]
 Fewest: 3.47—1971 [2,676 yards on 772 plays]

TOTAL OFFENSE | YARDS PER GAME

SEASON

Most: 502.2—2017 [6,528 yards in 13 games]
 Fewest: 213.1—1957 [2,131 yards in 10 games]

TOUCHDOWNS (Passing and Rushing)

SEASON

Most: 60—2017 [16 rush/44 pass]
 Fewest: 15—2015 [5 rush/10 pass]

TOTAL OFFENSE | FIRST DOWNS

GAME

Most: 41—at Tennessee, Nov. 19, 2016
 Fewest: 1—at Illinois, Sept. 10, 1994

SEASON

Most: 378—2007 [14 games]
 Fewest: 115—1966 [10 games]

TEAM RECORDS

FUMBLES

GAME
11—at Kansas State, Nov. 16, 1991 [6 lost]

SEASON
Most: 43—1981 [21 lost]
Fewest: 9—1965 [9 lost]

FUMBLES LOST

GAME
7—vs. Kansas, Nov. 19, 1949 [7 fumbles]

SEASON
Most: 29, 1956 [NA total fumbles]
Fewest: 2, 2023 [9 fumbles]

TOTAL TURNOVERS

SEASON
Most: 43—1956 [29 fumbles lost, 14 interceptions]
Fewest: 9—2023 [2 fumbles lost, 7 interceptions]

SCORING | MOST POINTS SCORED

QUARTER
34—vs. Idaho, Oct. 21, 2017 [1st]
First Quarter: 34—vs. Idaho, Oct. 21, 2017
Second Quarter: 31—vs. Memphis, Oct. 5, 1991
Third Quarter: 28—at Kansas, Nov. 22, 1969; at Texas A&M, Nov. 15, 2014
Fourth Quarter: 31—vs. San Diego State, Sept. 8, 1979

HALF
58—vs. Delaware State, Sept. 24, 2016 [1st]

GAME
*79—vs. Delaware State, Sept. 24, 2016 [79-0]
69—at Kansas, Nov. 22, 1969 [69-21]
69—vs. Nevada, Sept. 13, 2008 [69-17]
69—vs. Western Illinois, Sept. 17, 2011 [69-0]

*Denotes most points scored by Mizzou on Faurot Field.

SEASON
591—2008 [14 games]

GREATEST MARGINS IN A ...

WIN
79—Missouri 79, Delaware State 0, Sept. 24, 2016

LOSS
77—at Oklahoma 77, Missouri 0, Nov. 8, 1986

CONFERENCE WIN
58—Missouri 58, Colorado 0, Oct. 25, 2008

CONFERENCE LOSS
77—at Oklahoma 77, Missouri 0, Nov. 8, 1986

GREATEST ONE-GAME TURNAROUNDS
125 points, 1986—at Oklahoma 77, Missouri 0 to Missouri 48, Kansas 0, Nov. 8, 1986-Nov. 22, 1986

87 points, 1944—at Ohio State 54, Missouri 0 to Missouri 33, at Kansas State 0, Sept. 30, 1944-Oct. 7, 1944

86 points, 1988—at Miami, Fla., 55, Missouri 0 to Missouri 52, at Kansas State 21, Oct. 1, 1988 to Oct. 8, 1988

83 points, 2008—at Texas 56, Missouri 31 to Missouri 58, Colorado 0, Oct. 18, 2008 to Oct. 25, 2008

80 points, 2016—Georgia 28, Missouri 27 to Missouri 79, Delaware State 0, Sept. 17, 2016 to Sept. 24, 2016

FEWEST POINTS SCORED
GAME
0—153 times, most-recently at Georgia, Nov. 9, 2019 [0-27]

SEASON
25—1934 [9 games]

SEASON, MODERN ERA
92—1955 [10 games]

POINTS PER GAME
Most: 44.2—2008 [591 points in 14 games]
Fewest: 2.8—1934 [25 points in 9 games]
Fewest, Modern Era: 8.5—[93 points in 11 games]

TOTAL TOUCHDOWNS
GAME
11—vs. Delaware State, Sept. 24, 2016

SEASON
76—2008 [14 games]

FIELD GOALS MADE
GAME
5—four times, most-recently vs. Arkansas, Dec. 5, 2020 [5 made]

SEASON
26—2009 [27 att.]

FIELD GOALS ATTEMPTED
GAME
7—vs. Oklahoma State, Nov. 16, 1985 [4 made]

SEASON
33—2018 [24 made]

PAT KICKS MADE
GAME
10—vs. Delaware State, Sept. 23, 2016 [11 att.]

SEASON
73—2008 [73 att.]

PAT KICKS ATTEMPTED
GAME
11—vs. Delaware State, Sept. 23, 2016 [10 made]

SEASON
73—2008 [73 made]

CONSECUTIVE PAT KICKS MADE
MULTIPLE SEASONS
252—2005-10

PUNTING | PUNTS
GAME
13—vs. Stanford, Sept. 11, 1971 [N/A yards]

SEASON
81—2015 [3,477 yards]

PUNTING | YARDS PER PUNT
GAME (Min. 5 punts)
53.9—at Texas Tech, Nov. 6, 2010 [8 for 431 yards]

SEASON
44.31—2017 [58 punts for 2,570 yards]

PENALTIES
GAME
Most: 14—five times, most-recently vs. Vanderbilt, Oct. 25, 2014 [100 yards]
Fewest: 0—eight times, most-recently vs. Iowa State, Oct. 15, 2011 [0 yards]

SEASON
Most: 102—2014 [815 yards]

PENALTY YARDS
GAME
Most: 179—vs. California, Sept. 30, 1972 [14 penalties]
Fewest: 0—eight times, most-recently vs. Iowa State, Oct. 15, 2011 [0 penalties]

TEAM RECORDS

SEASON

Most: 841—1994 [90 penalties]
 Fewest: 230—1960 [NA penalties]
 MISCELLANEOUS | WINS

SEASON

12—2007 [12-2]; 2013 [12-2]

MISCELLANEOUS | LOSSES

SEASON

10—1971 [1-10]; 1985 1-10]

MISCELLANEOUS | CONSECUTIVE GAMES

WON

12—1959-60

LOST

10—1984-85

WINLESS

17—1933-34

SCORED IN

135—2003-14

WITHOUT A TIE GAME

178—1966-82

HOME WINS

20—1938-43

HOME LOSSES

8—1984-85

ROAD WINS

10—2013-14

ROAD LOSSES

17—1991-94

WINLESS ON THE ROAD

17—1932-36 [3 ties]; 1991-94

DEFENSE | TOTAL PLAYS

GAME

Fewest: 35—vs. Bowling Green, Sept. 5, 1998 [56 yards]
 Most: 108—vs. Nebraska, Oct. 9, 1971 [603 yards]

SEASON

Fewest: 532—1962 [683 yards in 10 games]
 Most: 1,093—2008 [5,761 yards in 14 games]

DEFENSE | TOTAL YARDS

GAME

Fewest: 18—vs. Kansas State, Nov. 11, 1967 [55 plays]
 Most: 750—at Oklahoma, Nov. 8, 1986 [74 plays]

SEASON

Fewest: 1,752—1967 [615 plays]
 Most: 5,850—2013 [1,080 plays]

DEFENSE | TOTAL YARDS PER GAME

SEASON

Fewest: 175.2—1967 [1,752 yards in 10 games]
 Most: 478.8—2016 [5,745 yards in 12 games]

DEFENSE | POINTS ALLOWED

QUARTER

35—at Kansas State, Nov. 20, 1999 [1st]
 First Quarter: 35—at Kansas State, Nov. 20, 1999 [1st]
 Second Quarter: 28—three times, most-recently at Oklahoma, Nov. 8, 1986
 Third Quarter: 28—three times, most-recently at Nebraska, Nov. 9, 1996
 Fourth Quarter: 28—three times, most-recently at Tennessee, Nov. 19, 2016

HALF

49—at Oklahoma, Nov. 8, 1986 [2nd]

GAME

Fewest: 0—206 times, most-recently vs. Vanderbilt, Nov. 28, 2020 [41-0]
 Most: 77—at Oklahoma, Nov. 8, 1986 [0-77]

SEASON

Fewest: 17—1910 [8 games]
 Fewest, Modern Era: 57—1961 [10 games]
 Most: 414—2017 [13 games]

DEFENSE | TOTAL TOUCHDOWNS ALLOWED

GAME

11—at Maryland, Nov. 25, 1954; at Oklahoma, Nov. 8, 1986

SEASON

53—1991

DEFENSE | POINTS ALLOWED PER GAME

SEASON

Fewest: 2.1—1910 [17 points in 8 games]
 Fewest, Modern Era: 5.7—1961 [57 points in 10 games]
 Most: 36.6—1991 [403 points in 11 games]

DEFENSE | SHUTOUTS

SEASON

5—1929 [8 games]; 1941 [10 games]

SEASON, MODERN ERA

4—1959 [10 games]; 1966 [10 games]

RUSHING ATTEMPTS

GAME

Fewest: 15—vs. Texas Tech, Oct. 20, 2005 [-9 yards]
 Most: 96—vs. Oklahoma, Nov. 9, 1957 [464 yards]

SEASON

Fewest: 344—2011 [1,656 yards]
 Most: 660—1976 [3,041 yards]

RUSHING YARDS

GAME

Fewest: (-77)—vs. California, Sept. 30, 1972 [29 att.]
 Most: 681—at Oklahoma, Nov. Nov. 8, 1986 [63 att.]

SEASON

Fewest: 739—1967 [438 att.]
 Most: 3,677—1991 [628 att.]

FEWEST RUSHING YARDS PER ATTEMPTS

GAME

(-2.65)—vs. California, Sept. 30, 1972 [29 att. [-77 yards]]

SEASON

1.69—1967 [438 att., for 739 yards]

RUSHING YARDS PER GAME

SEASON

Fewest: 73.9—1967 [739 yards/10 games]
 Most: 334.3—1991 [3,677 yards/11 games]

RUSHING TOUCHDOWNS

GAME

10—at Oklahoma, Nov. 8, 1986

SEASON

Fewest: 3—1962 [382 att.]; 1967 [438 att.]
 Most: 42—1991 [628 att.]

TEAM/OPPONENT RECORDS

PASS ATTEMPTS

GAME

Fewest: 0—at Oklahoma, Nov. 13, 1976 [0 comp.]
 Most: 71—at Texas Tech, Oct. 19, 2002 [50 comp.]

SEASON

Fewest: 96—1957 [41 comp.]
 Most: 583—2008 [374 comp.]

PASS COMPLETIONS

GAME

Fewest: 0—three times, most-recently at Oklahoma, Nov. 13, 1976 [0 att.]
 Most: 50—at Texas Tech, Oct. 19, 2002 [71 att.]

SEASON

Fewest: 41—1957 [96 att.]
 Most: 374—2008 [483 att.]

PASSING YARDS

GAME

Fewest: 0— three times, most-recently at Oklahoma, Nov. 13, 1976 [0-of-0]
 Most: 572—at Purdue, Sept. 15, 2018 [39-of-55]

SEASON

Fewest: 403—1957 [41-of-96]
 Most: 4,013—2008 [374-of-483]

PASSING YARDS PER GAME

SEASON

Fewest: 40.3—1957 [403 yards/10 games]
 Most: 286.6—2008 [4,013 yards/14 games]

TOUCHDOWN PASSES

GAME

6—at Miami, Fla., Oct. 1, 1988 [32 att.]

SEASON

Fewest: 1—1986 [159 att.]
 Most: 29—2008 [483 att.]

SACKS

SEASON

Fewest: 12—1991 [100 yards lost]
 Most: 44—2014 [294 yards lost]

INTERCEPTIONS

GAME

8—vs. Iowa State, Oct. 19, 1946 [NA att.]

SEASON

Fewest: 6—1951 [172 att.]; 2001 [282 att.]
 Most: 28—1941 [NA att.]

FUMBLES FORCED

GAME

8— vs. Kansas, Nov. 23, 1950
 [8 fumbles recovered]

SEASON

43—1981 [25 lost]

FUMBLES RECOVERED

GAME

8—vs. Kansas, Nov. 23, 1950 [8 fumbles forced]

SEASON

27—1971 [29 fumbles]

TURNOVERS FORCED

GAME

11—vs. San Diego State, Sept. 8, 1979
 [7 INT, 4 fumbles]

SEASON

Fewest: 13—1996 [9 int., 4 fumbles]
 Most: 43—1977 [18 int., 25 fumbles];
 1981—[18 INT, 25 fumbles]

FIRST DOWNS

GAME

Fewest: 1—vs. Colorado, Nov. 9, 1946
 Most: 39—vs. Oklahoma, Dec. 6, 2008

SEASON

Fewest: 92—1962 [10 games]
 Most: 327—2008 [14 games]

PENALTIES BY OPPONENT

GAME

Fewest: 0—three times, most-recently at Colorado, Oct. 18, 1975
 Most: 15—at Kansas State, Oct. 8, 1988
 [100 yards]

SEASON

Fewest: 43—1973 [338 yards]
 Most: 103—2007 [778 yards]; 2013 [768 yards]

PENALTY YARDS BY OPPONENT

GAME

Fewest: 0— three times, most-recently at Colorado, Oct. 18, 1975
 Most: 127—vs. San Diego State, Nov. 8, 1979
 [14 penalties]

SEASON

Fewest: 242—1960 [NA penalties]
 Most: 831—2000 [95 penalties]

OPPONENT BESTS

Points

Game: 77, Oklahoma, 11/8/1986
 Season: 403, 1991 [36.6 ppg]

Touchdowns

Game: 11, Maryland, 11/25/54;
 Oklahoma, 11/8/86
 Season: 53, 1991

Extra Points

Game: 11, Oklahoma, 11/8/86
 Season: 48, 2016 [48 attempts]

First Downs

Game: 39, Oklahoma, 12/6/08
 (Big 12 Championship)
 Season: 327, 2008

Most Offensive Plays

Game: 110, 11/9/57 [602 yards]
 Season: 1,093, 2008

Total Offense

Game: 750 yards, Oklahoma, 11/8/86
 (681 rush, 69 pass)
 Season: 5,850, 2013 [2,145 rush, 3,705 pass]

Total Rushes

Season: 96, vs. Oklahoma, 11/9/57
 (464 yards)
 Season: 660, 1976

Rushing Yards

Game: 681, Oklahoma, 11/8/86
 (63 carries)
 Season: 3,677, 1991 [628 carries]

Passing Yards

Game: 572, Purdue, 9/15/18 [39-55]
 Season: 4,013, 2008 [374-583]

Pass Attempts

Game: 71, Texas Tech, 10/19/02
 (50 completions)
 Season: 583, 2008 [374 completions]

Pass Completions

Game: 50, Texas Tech, 2002 [71 attempts]
 Season: 374, 2008 [583 attempts]

Touchdown Passes

Game: 6, Miami (Fla.), 10/1/88
 Season: 29, 2008

Passes Had Intercepted

Game: 8, Iowa State, 10/19/46
 Season: 28, 1941

Fumbles Lost

Game: 8, Kansas, 11/23/50 [8 fumbles]
 Season: 27, 1971 [29 fumbles]

Penalties

Game: 15, Kansas State, 10/8/88 [100 yards]
 Season: 103, 2013 [768 yards]

Penalty Yards

Game: 127, San Diego State, 9/8/79 [14 penalties]
 Season: 831, 2000 [95 penalties]

OFFENSIVE RECORDS

TOTAL OFFENSE

SINGLE-GAME.....	YDS.	PLAYS.....	RUSH.....	PASS.....	OPPONENT.....	YEAR
1.Drew Lock.....	515.....	35.....	-6.....	521.....	Missouri State.....	2017
2.Brad Smith.....	480.....	64.....	246.....	234.....	Nebraska.....	2005
3.Drew Lock.....	474.....	48.....	26.....	448.....	at Arkansas.....	2017
4.Chase Daniel.....	473.....	58.....	72.....	401.....	Nebraska.....	2007
5.Jeff Handy.....	471.....	77.....	-9.....	480.....	Oklahoma State.....	1992
6.Drew Lock.....	465.....	35.....	-2.....	467.....	Idaho.....	2017
7.Chase Daniel.....	455.....	47.....	16.....	439.....	Buffalo.....	2008
8.Drew Lock.....	451.....	39.....	1.....	450.....	Eastern Michigan.....	2016
9.Drew Lock.....	449.....	50.....	51.....	398.....	Wyoming.....	2018
10.Chase Daniel.....	445.....	50.....	24.....	421.....	Colorado.....	2007
11. ...Kelly Bryant.....	443.....	59.....	20.....	423.....	at Wyoming.....	2019
12.Chase Daniel.....	436.....	59.....	46.....	390.....	Oklahoma State.....	2008
13. ...Blaine Gabbert.....	435.....	61.....	-33.....	468.....	Baylor.....	2009
14.Brad Smith.....	432.....	58.....	150.....	282.....	South Carolina.....	2005
15. ...Blaine Gabbert.....	427.....	70.....	-7.....	434.....	Iowa.....	2010
16.Brad Smith.....	419.....	43.....	291.....	128.....	Texas Tech.....	2003
17.Chase Daniel.....	417.....	29.....	12.....	405.....	Nevada.....	2008
18.Jeff Handy.....	415.....	47.....	-9.....	424.....	Nebraska.....	1992
19.Brad Smith.....	413.....	84.....	165.....	248.....	New Mexico.....	2005
20.Brad Smith.....	412.....	49.....	95.....	317.....	Arkansas State.....	2005

SINGLE-SEASON.....	YDS.	PLAYS.....	RUSH.....	PASS.....	YEAR
1.Chase Daniel.....	4,616.....	597.....	281.....	4,335.....	2008
2.Chase Daniel.....	4,559.....	672.....	253.....	4,306.....	2007
3.Drew Lock.....	4,075.....	463.....	111.....	3,964.....	2017
4.Chase Daniel.....	3,906.....	599.....	379.....	3,527.....	2006
5.James Franklin.....	3,846.....	593.....	981.....	2,865.....	2011
6. ...Blaine Gabbert.....	3,797.....	548.....	204.....	3,593.....	2009
7.Drew Lock.....	3,673.....	492.....	175.....	3,487.....	2018
8.Brady Cook.....	3,636.....	482.....	319.....	3,317.....	2023
9.Brad Smith.....	3,605.....	628.....	1,301.....	2,304.....	2005
10.Drew Lock.....	3,522.....	486.....	123.....	3,399.....	2016

CAREER.....	YDS.	PLAYS.....	RUSH.....	PASS.....	YEARS
1.Chase Daniel.....	13,485.....	1,973.....	970.....	12,515.....	2005-08
2.Brad Smith.....	13,088.....	2,283.....	4,289.....	8,799.....	2002-05
3.Drew Lock.....	12,630.....	1,756.....	437.....	12,193.....	2015-18
4.James Franklin.....	8,691.....	1,393.....	1,729.....	6,962.....	2010-13
5.Brady Cook.....	7,464.....	1,093.....	986.....	6,478.....	2020-pr.
6. ...Blaine Gabbert.....	7,280.....	1,154.....	458.....	6,822.....	2008-10
7.Jeff Handy.....	6,640.....	1,154.....	-319.....	6,959.....	1991-94
8.Phil Bradley.....	6,459.....	1,291.....	1,107.....	5,352.....	1977-80
9.Corby Jones.....	6,230.....	1,075.....	2,533.....	3,697.....	1995-98
10. ...Marlon Adler.....	5,965.....	1,029.....	734.....	5,231.....	1982-85

PASSING RECORDS

PASSING YARDS

SINGLE-GAME	YDS.	ATT.	COMP.	OPPONENT	YEAR
1. ... Drew Lock	521	34	21	Missouri State	2017
2. ... Jeff Handy	480	73	43	at Oklahoma State	1992
3. ... Blaine Gabbert	468	51	30	Baylor	2009
4. ... Drew Lock	467	33	23	Idaho	2017
5. ... Drew Lock	450	37	24	Eastern Michigan	2016
6. ... Drew Lock	448	42	25	at Arkansas	2017
7. ... Kent Kiefer	444	44	29	Kansas	1989
8. ... Chase Daniel	439	43	36	Buffalo	2008
9. ... Blaine Gabbert	434	57	41	Iowa	2010
10. ... Jeff Handy	424	44	29	Nebraska	1992
11. ... Kelly Bryant	423	48	31	at Wyoming	2019
12. ... Chase Daniel	421	44	26	Colorado	2007
13. ... Blaine Gabbert	414	40	25	Nevada	2009
14. ... Brady Cook	411	47	30	LSU	2023
15. ... Connor Bazalak	406	34	29	LSU	2020
16. ... Chase Daniel	405	28	23	Nevada	2008
17. ... Drew Lock	402	36	26	Delaware State	2016
18. ... Chase Daniel	401	47	33	Nebraska	2007
19. ... Drew Lock	398	45	33	Wyoming	2018
20. ... Brady Cook	395	41	33	at Vanderbilt	2023
21. ... Chase Daniel	390	52	39	Oklahoma State	2008
22. ... Connor Bazalak	380	49	32	Arkansas	2020
23. ... Drew Lock	377	37	31	at UConn	2017
24. ... Drew Lock	376	38	23	Georgia	2016
25. ... Drew Lock	375	43	26	at Purdue	2018

SEASON	YDS.	ATT.	COMP.	INT.	PCT.	TD.	YEAR
1. ... Chase Daniel	4,335	528	385	18	.729	39	2008
2. ... Chase Daniel	4,306	563	384	11	.682	33	2007
3. ... Drew Lock	3,964	419	242	13	.578	44	2017
4. ... Blaine Gabbert	3,593	445	262	9	.589	24	2009
5. ... Chase Daniel	3,527	452	287	10	.635	28	2006
6. ... Drew Lock	3,498	437	275	8	.629	28	2018
7. ... Drew Lock	3,399	434	237	10	.546	23	2016
8. ... Brady Cook	3,317	369	276	6	.665	21	2023
9. ... Blaine Gabbert	3,186	475	301	9	.634	16	2010
10. ... Drew Lock	3,125	399	252	8	.632	25	2018
11. ... James Franklin	2,865	376	238	11	.633	21	2011
12. ... Brady Cook	2,724	382	247	7	.646	14	2022
13. ... Maty Mauk	2,648	414	221	13	.534	25	2014
14. ... Connor Bazalak	2,549	377	246	11	.653	16	2021
15. ... Jeff Handy	2,463	329	196	8	.596	13	1992
16. ... James Franklin	2,429	319	198	6	.621	19	2013
17. ... Connor Bazalak	2,366	324	218	6	.673	7	2020
18. ... Brad Smith	2,333	366	196	6	.536	15	2002

CAREER	YDS.	ATT.	COMP.	INT.	PCT.	TD.	YEARS
1. ... Chase Daniel	12,515	1,609	1,094	41	.680	101	2005-08
2. ... Drew Lock	12,193	1,553	883	39	.569	99	2015-18
3. ... Brad Smith	8,799	1,484	835	33	.563	56	2002-05
4. ... James Franklin	6,962	943	586	25	.621	51	2010-13
5. ... Jeff Handy	6,959	1,058	618	30	.584	39	1991-94
6. ... Blaine Gabbert	6,822	933	568	18	.609	40	2008-10
7. ... Brady Cook	6,478	818	545	13	.666	38	2020-pr.
8. ... Phil Bradley	5,352	798	437	29	.548	32	1977-80
9. ... Marlon Adler	5,231	642	347	44	.540	32	1982-85
10. ... Connor Bazalak	5,059	721	479	17	.664	23	2019-21
11. ... Kent Kiefer	4,497	589	348	30	.591	23	1989-90
12. ... Maty Mauk	3,719	547	289	15	.528	36	2013-14
13. ... Corby Jones	3,697	516	257	18	.498	26	1995-98

TOUCHDOWNS

GAME	TDs	OPPONENT
1. ... Drew Lock	7	Missouri St./2017
2. ... Drew Lock	6	Idaho/2017
3. ... Chase Daniel	5	at Ole Miss/2007
... Chase Daniel	5	at Colorado/2007
... Chase Daniel	5	Colorado/2008
... Maty Mauk	5	at Kentucky/2013
... Maty Mauk	5	at Toledo/2014
... Drew Lock	5	E. Mich./2016
... Drew Lock	5	Delaware St./2016
... Drew Lock	5	at UConn/2017
... Drew Lock	5	at Arkansas/2017

SEASON	TDs	YEAR
1. ... Drew Lock	44	2017
2. ... Chase Daniel	39	2008
3. ... Chase Daniel	33	2007
4. ... Chase Daniel	28	2006
... Drew Lock	28	2018
6. ... Maty Mauk	25	2014
7. ... Blaine Gabbert	24	2009
8. ... Drew Lock	23	2016
9. ... Brady Cook	21	2023
... James Franklin	21	2011

CAREER	TDs	YEARS
1. ... Chase Daniel	101	2005-08
2. ... Drew Lock	99	2015-18
3. ... Brad Smith	56	2002-05
4. ... James Franklin	51	2010-13
5. ... Blaine Gabbert	40	2008-10
6. ... Jeff Handy	39	1991-94
7. ... Brady Cook	38	2020-pr.
8. ... Maty Mauk	36	2013-14
9. ... Phil Bradley	32	1977-80
... Marlon Adler	32	1982-85

PASSING RECORDS

PASSING EFFICIENCY

SINGLE GAME	RATING	ATT.	COMP.	INT.	PCT.	YDS.	TD	YR/OPPONENT
1. Chase Daniel	273.4	17	16	0	.941	245	3	2008 vs. SEMO
2. Corby Jones	260.7	14	12	0	.857	213	2	1997 vs. Iowa State
3. Drew Lock	252.5	34	21	1	.618	521	7	2017 vs. Missouri State
4. Chase Daniel	250.8	28	23	0	.821	405	4	2008 vs. Nevada
5. Drew Lock	242.5	33	23	1	.697	467	6	2017 vs. Idaho
6. Connor Bazalak	224.4	34	29	0	.853	406	4	2020 vs. LSU
7. Mike Hyde	224.3	21	17	1	.809	225	4	1981 vs. Rice
8. Marlon Adler	216.4	14	10	0	.714	163	2	1983 vs. Illinois
9. Drew Lock	214.0	37	31	0	.838	377	5	2017 at UConn
10. Steve Pisarkiewicz	213.9	27	20	0	.741	371	2	1975 vs. Oklahoma State
11. Chase Daniel	213.7	23	18	0	.783	253	3	2008 vs. Nebraska
12. Kelly Bryant	213.0	19	12	0	.632	221	3	2019 vs. Ole Miss
13. Brady Cook	213.0	25	18	0	.720	342	2	2023 vs. Memphis
14. Drew Lock	211.9	36	26	0	.722	402	5	2016 vs. Delaware State
15. Drew Lock	211.6	37	24	0	.649	450	5	2016 vs. E. Michigan*
16. Drew Lock	210.3	20	15	1	.750	228	3	2017 vs. Florida
17. Chase Daniel	207.4	32	23	0	.719	320	5	2006 vs. Murray State
18. James Franklin	204.5	23	17	0	.739	279	2	2012 vs. Syracuse
19. Terry McMillan	203.8	26	14	0	.538	307	4	1969 vs. Kansas
20. Blaine Gabbert	203.5	27	20	0	.741	298	3	2009 vs. Kansas State
21. Connor Bazalak	199.9	30	21	0	.700	346	3	2021 vs. SEMO
22. Brady Cook	198.6	19	14	0	.737	204	2	2023 vs. Middle Tennessee
23. James Franklin	198.4	28	19	0	.679	278	4	2013 at Vanderbilt
24. Corby Jones	197.4	20	12	1	.600	233	3	1997 vs. Nebraska
25. James Franklin	194.3	25	18	0	.720	246	3	2011 vs. Western Illinois

SEASON	RATING	ATT.	COMP.	INT.	PCT.	YDS.	TD	YEAR
1. Drew Lock	165.7	419	242	13	.578	3,964	44	2017
2. Chase Daniel	159.4	528	385	18	.729	4,335	39	2008
3. Brady Cook	157.2	369	244	6	.661	3,317	21	2023
4. Phil Johnson	154.3	109	71	3	.651	954	7	1990
5. Chase Daniel	147.9	563	384	11	.682	4,306	33	2007
6. Drew Lock	147.7	437	275	8	.629	3,498	28	2018
7. Chase Daniel	145.1	452	287	10	.635	3,527	28	2006
8. Maty Mauk	143.6	133	68	2	.511	1,071	11	2013
9. James Franklin	141.9	319	198	6	.621	2,429	19	2013
10. Corby Jones	140.8	191	102	2	.534	1,658	12	1997

CAREER (MIN. 300 ATT.)	RATING	ATT.	COMP.	INT.	PCT.	YDS.	TD	YEARS
1. Chase Daniel	148.9	1,609	1,094	41	.680	12,515	101	2005-08
2. Brady Cook	145.3	818	545	13	.666	6,478	38	2020-pr.
3. Drew Lock	138.8	1,553	883	39	.569	12,193	99	2015-18
4. James Franklin	136.7	943	586	25	.621	6,962	51	2010-13
5. Blaine Gabbert	132.6	933	568	18	.609	6,822	40	2008-10
6. Connor Bazalak	131.0	722	479	17	.663	5,058	23	2019-21
7. Kent Kiefer	126.8	589	348	30	.591	4,497	23	1989-90
8. Maty Mauk	126.2	547	289	15	.528	3,719	36	2013-14
9. Marlon Adler	125.2	642	347	44	.540	5,231	32	1982-85
10. Terry McMillan	121.7	346	161	20	.465	2,708	22	1968-69
11. Jeff Handy	120.2	1,058	618	30	.584	6,959	39	1991-94
12. Corby Jones	119.6	516	257	18	.498	3,697	26	1995-98
13. Phil Bradley	117.1	798	437	29	.548	5,352	32	1977-80

NOTE – The passing efficiency formula has been used by the NCAA since 1979 to rate quarterbacks. The formula assumes that touchdowns are as good as interceptions are bad; therefore, these two figures offset each other for the average player. To determine Efficiency Rating Points, multiply a passer’s yards per attempt by 8.4, add his completion percentage, add his touchdown percentage times 3.3, then subtract his interception percentage times two. 100 points is considered average.

RUSHING RECORDS

RUSHING YARDS

SINGLE-GAME.....	YDS.....	TC.....	OPPONENT	YEAR
1..... Devin West.....	319.....	33.....	Kansas.....	1998
2..... Brad Smith (QB).....	291.....	19.....	Texas Tech.....	2003
3..... Tony Temple.....	281.....	24.....	Arkansas.....	2007
4..... Henry Josey.....	263.....	14.....	Western Illinois.....	2011
5..... Tyler Badie.....	254.....	31.....	Vanderbilt.....	2021
6..... Devin West.....	252.....	40.....	Iowa State.....	1998
7..... Brad Smith (QB).....	246.....	28.....	Nebraska.....	2005
8..... Harry Ice.....	240.....	8.....	Kansas.....	1941
9..... Damarea Crockett.....	225.....	24.....	at Tennessee.....	2016
10..... Darrell Wallace.....	224.....	42.....	Kansas State.....	1985
11..... Brock Olivo.....	222.....	38.....	NE Louisiana.....	1995
12..... Tyler Badie.....	219.....	41.....	Arkansas.....	2021
13..... Cody Schrader.....	217.....	27.....	Arkansas.....	2023
14..... Ish Witter.....	216.....	24.....	Tennessee.....	2017
15..... Brad Smith (QB).....	213.....	26.....	Oklahoma.....	2002
16..... Tyler Badie.....	209.....	17.....	North Texas.....	2021
..... Tyler Badie.....	209.....	34.....	South Carolina.....	2021
18..... Cody Schrader.....	205.....	35.....	Tennessee.....	2023
..... DeVaughn Black.....	205.....	32.....	Western Michigan.....	1999
20..... Larry Rountree III.....	204.....	27.....	Oklahoma State.....	2018
21..... Damarea Crockett.....	202.....	18.....	Missouri State.....	2017
22..... Brock Olivo.....	201.....	28.....	Iowa State.....	1995

SEASON.....	YDS.....	TC.....	TDS	YEAR
1..... Cody Schrader.....	1,627.....	276.....	14.....	2023
2..... Tyler Badie.....	1,604.....	268.....	14.....	2021
3..... Devin West.....	1,578.....	283.....	17.....	1998
4..... Brad Smith (QB).....	1,406.....	212.....	18.....	2003
5..... Joe Moore.....	1,312.....	260.....	5.....	1969
6..... Brad Smith (QB).....	1,301.....	229.....	16.....	2005
7..... Larry Rountree III.....	1,216.....	225.....	11.....	2018
8..... Henry Josey.....	1,168.....	145.....	9.....	2011
9..... Henry Josey.....	1,166.....	174.....	17.....	2013
10..... Zack Abron.....	1,155.....	219.....	14.....	2003
11..... Darrell Wallace.....	1,120.....	226.....	5.....	1985
12..... Bob Steuber.....	1,098.....	149.....	16.....	1942
13..... Russell Hansbrough.....	1,084.....	205.....	10.....	2014
14..... Tony Temple.....	1,063.....	193.....	7.....	2006
15..... Damarea Crockett.....	1,062.....	153.....	10.....	2016
16..... Tony Temple.....	1,039.....	186.....	12.....	2007
17..... Derrick Washington.....	1,036.....	177.....	17.....	2008
18..... Brad Smith (QB).....	1,029.....	193.....	7.....	2002
19..... Kendial Lawrence.....	1,025.....	200.....	12.....	2012

CAREER.....	YDS.....	TC.....	TDS.....	YEARS
1..... Brad Smith (QB).....	4,289.....	799.....	45.....	2002-05
2..... Larry Rountree III.....	3,720.....	746.....	40.....	2017-20
3..... Zack Abron.....	3,198.....	692.....	40.....	2000-03
4..... Brock Olivo.....	3,026.....	686.....	27.....	1994-97
5..... Devin West.....	2,954.....	567.....	28.....	1995-98
6..... Henry Josey.....	2,771.....	395.....	30.....	2010-13
7..... Tyler Badie.....	2,740.....	513.....	23.....	2018-21
8..... Darrell Wallace.....	2,607.....	574.....	13.....	1984-87
9..... Tony Temple.....	2,552.....	466.....	22.....	2004-07
10..... Corby Jones (QB).....	2,533.....	559.....	38.....	1995-98
11..... Ish Witter.....	2,418.....	503.....	14.....	2014-17
12..... Cody Schrader.....	2,372.....	446.....	23.....	2022-23
13..... James Wilder.....	2,357.....	487.....	23.....	1978-80
14..... Damarea Crockett.....	2,252.....	380.....	19.....	2016-18
15..... Joe Moore.....	2,244.....	453.....	15.....	1968-70
16..... Kendial Lawrence.....	2,232.....	444.....	21.....	2009-12

RUSHING TOUCHDOWNS

GAME.....	TDS.....	OPPONENT
1..... Brad Smith.....	5.....	Texas Tech/2003
2..... Earl Gant.....	4.....	Kansas/1978
..... James Wilder.....	4.....	at Nebraska/1978
..... Marlon Adler.....	4.....	at Iowa St./1983
..... Joe Freeman.....	4.....	Marshall/1992
6..... Most recently by:		
..... Cody Schrader.....	3.....	LSU/2023

SEASON.....	TDS.....	YEAR
1..... Brad Smith.....	18.....	2003
2..... Devin West.....	17.....	1998
..... D. Washington.....	17.....	2008
4..... Brad Smith.....	16.....	2005
..... Henry Josey.....	16.....	2013
6..... Zack Abron.....	15.....	2002
..... James Franklin.....	15.....	2011
8..... Cody Schrader.....	14.....	2023
..... Corby Jones.....	14.....	1997
..... Zack Abron.....	14.....	2003
..... L. Rountree III.....	14.....	2020
12..... Johnny Roland.....	12.....	1962
..... Marlon Adler.....	12.....	1983
..... Tony Temple.....	12.....	2007
..... K. Lawrence.....	12.....	2012

CAREER.....	TDS.....	YEARS
1..... Brad Smith.....	45.....	2002-05
2..... Zack Abron.....	40.....	2000-03
..... L. Rountree III.....	40.....	2017-20
4..... Corby Jones.....	38.....	1995-98
5..... Henry Josey.....	30.....	2010-13
6..... Devin West.....	28.....	1995-98
..... D. Washington.....	28.....	2007-09
8..... Brock Olivo.....	27.....	1994-97
9..... Cody Schrader.....	23.....	2022-23
10..... James Wilder.....	22.....	1978-80
..... Tony Temple.....	22.....	2004-07

RECEIVING RECORDS

RECEIVING YARDS

SINGLE-SEASON	YDS.	REC.	TDs	YEAR
1.Danario Alexander	1,781	113	14	2009
2.Jeremy Maclin.....	1,260	102	13	2008
3.Luther Burden III.....	1,212	86	9	2023
4.Victor Bailey	1,210	75	6	1992
5.J'Mon Moore.....	1,082	65	10	2017
6.Justin Gage	1,075	82	9	2002
7.T.J. Moe.....	1,045	92	6	2010
8.Jeremy Maclin.....	1,055	80	9	2007
9.J'Mon Moore.....	1,012	62	8	2016
10. .Bud Sasser.....	1,003	77	12	2014
11.Chase Coffman (TE).....	987	90	10	2008
12. .Linzy Collins	975	56	5	1990
13. .Henry Marshall.....	945	44	9	1975

CAREER (BY RECEPTIONS)	REC.	YDS.	TDs	YEARS
1.Chase Coffman (TE).....	247	2,659	30	2005-08
2.Martin Rucker (TE).....	203	2,175	18	2004-07
3.Justin Gage	200	2,704	18	1999-02
4.Danario Alexander	191	2,778	22	2006-09
5.T.J. Moe.....	188	2,101	11	2009-12
6.Jeremy Maclin.....	182	2,315	22	2007-08
7.J'Mon Moore.....	158	2,477	21	2014-17
8.Johnathon Johnson	153	2,190	13	2016-19
9.Kenny Holly.....	151	1,708	6	1990-93
10. .Tommy Saunders	150	1,600	11	2005-08
11.Michael Egnew (TE).....	147	1,332	8	2008-11
12. .William Franklin	143	2,125	13	2004-07

CAREER (BY YARDAGE)	YDS.	REC.	TDs	YEARS
1.Danario Alexander	2,778	191	22	2006-09
2.Justin Gage	2,704	200	18	1999-02
3.Chase Coffman (TE).....	2,659	247	30	2005-08
4.J'Mon Moore.....	2,477	158	21	2014-17
5.Jeremy Maclin.....	2,315	182	22	2007-08
6.Johnathon Johnson	2,190	153	13	2016-19
7.Martin Rucker (TE).....	2,175	203	18	2004-07
8.Victor Bailey	2,144	128	12	1990-92
9.William Franklin	2,125	143	13	2004-07
10. .T.J. Moe.....	2,101	188	11	2009-12
11.Emanuel Hall.....	2,016	97	16	2015-18
12. .Jared Perry.....	1,844	137	13	2006-09
13. .Linzy Collins.....	1,760	102	9	1989-90

RECEIVING TOUCHDOWNS

GAME	TDs	OPPONENT
1.D. Green-Beckham..4	4	at Kentucky/2013
....J'Mon Moore	4	Delaware St./2016
3.Victor Bailey	3	Kansas/1991
....Dwayne Blakley	3	W. Michigan/1999
....Chase Coffman	3	at Colorado/2007
....Jeremy Maclin	3	Nevada/2008
....Danario Alexander...3	3	Kansas St./2009
....A. Okwuegbunam.....3	3	Idaho/2017
....A. Okwuegbunam.....3	3	Memphis/2018
10.Multiple tied with	2	

SEASON	TDs	YEAR
1.Danario Alexander. 14	14	2009
2.Jeremy Maclin	13	2008
3.D. Green-Beckham 12	12	2013
....Bud Sasser	12	2014
5.A. Okwuegbunam..... 11	11	2017
6.Sean Coffey	10	2004
....Chase Coffman	10	2008
....L. Washington	10	2013
....J'Mon Moore	10	2017
10.Mel Gray..... 9	9	1969
....Henry Marshall..... 9	9	1975
....Justin Gage..... 9	9	2002
....Chase Coffman	9	2006
....Jeremy Maclin	9	2007
....Luther Burden III	9	2023

CAREER	TDs	YEARS
1.Chase Coffman	30	2005-08
2.A. Okwuegbunam.. 23	23	2017-19
3.Jeremy Maclin	22	2007-08
....Danario Alexander 22	22	2006-09
5.J'Mon Moore	21	2014-17
6.Justin Gage..... 18	18	1999-02
....Martin Rucker	18	2004-07
8.D. Green-Beckham.17	17	2012-13
9.Emanuel Hall	16	2015-18
10.L. Washington	15	2010-13

SCORING RECORDS

SCORING

SINGLE-SEASON	PTS	TD	PAT	FG	YEAR
1. Jeff Wolfert	133	0	73	20	2008
2. Jeff Wolfert	130	0	67	21	2007
3. Tucker McCann	123	0	51	24	2018
4. Bob Steuber	121	18	13	0	1942
5. Andrew Baggett	120	0	66	18	2013
6. Brad Smith	118	19	2*	0	2003
7. Harrison Mevis	117	0	45	24	2023
.... Grant Ressel	117	0	39	26	2009
9. Derrick Washington	114	19	0	0	2008
10. Harrison Mevis	110	0	41	23	2021
11. Devin West	108	18	0	0	1998
.... Tyler Badie	108	18	0	0	2021
13. Zack Abron	102	17	0	0	2002
.... Jeremy Maclin	102	17	0	0	2008
.... Henry Josey	102	17	0	0	2013
16. Brad Smith	100	16	2*	0	2005
17. Jeff Wolfert	99	0	45	18	2006
.... Harrison Mevis	99	0	33	22	2022
19. Andrew Baggett	97	0	43	18	2014
20. Tucker McCann	96	0	51	15	2017
.... Jeremy Maclin	96	16	0	0	2007
.... Grant Ressel	96	0	45	17	2010
23. James Franklin	90	15	0	0	2011
24. Zack Abron	84	14	0	0	2003
.... Corby Jones	84	14	0	0	1997
.... Danario Alexander	84	14	0	0	2009
.... Larry Rountree III	84	14	0	0	2020

CAREER	PTS	TD	PAT	FG	YEARS
1. Harrison Mevis	405	0	147	86	2020-23
2. Jeff Wolfert	362	0	185	59	2006-08
3. Tucker McCann	358	0	175	61	2016-19
4. Andrew Baggett	355	0	157	66	2012-15
5. Brad Smith	284	46	4*	0	2002-05
6. Grant Ressel	270	0	114	52	2009-11
7. Zack Abron	252	42	0	0	2000-03
8. Larry Rountree III	240	40	0	0	2017-20
9. Corby Jones	228	38	0	0	1995-98
10. Jeff Jacke	225	0	99	42	1988-92
11. Bob Steuber	222	32	30	0	1940-42
12. Jeremy Maclin	198	33	1*	0	2007-08
13. Tom Whelihan	191	0	59	44	1984-87
14. Brock Olivo	188	31	1*	0	1994-97
15. Derrick Washington	186	31	0	0	2007-09
.... Henry Josey	186	31	0	0	2010-13
17. Chase Coffman	180	30	0	0	2005-08

* Indicates two-point conversion

FIELD GOALS MADE

SINGLE-SEASON	FG (ATT.)	YEAR
1. Grant Ressel	26 (27)	2009
2. Harrison Mevis	24 (30)	2023
.... Tucker McCann	24 (33)	2018
4. Harrison Mevis	23 (25)	2021
5. Harrison Mevis	22 (28)	2022
6. Jeff Wolfert	21 (25)	2007
7. Jeff Wolfert	20 (27)	2008
8. Jeff Wolfert	18 (20)	2006
.... Andrew Baggett	18 (25)	2013
.... Andrew Baggett	18 (25)	2014
11. Grant Ressel	17 (19)	2010
.... Harrison Mevis	17 (20)	2020
13. Tom Whelihan	16 (26)	1985
.... Jeff Jacke	16 (24)	1992
.... Andrew Baggett	16 (20)	2015
.... Tucker McCann	16 (22)	2019

CAREER	FG (ATT.)	YEARS
1. Harrison Mevis	86 (103)	2020-23
2. Andrew Baggett	66 (90)	2012-15
3. Tucker McCann	61 (84)	2016-19
4. Jeff Wolfert	59 (72)	2006-08
5. Grant Ressel	52 (62)	2009-11
6. Tom Whelihan	44 (63)	1984-87
7. Jeff Jacke	42 (62)	1988-92
8. Greg Hill	31 (56)	1971-73
9. Tim Gibbons	29 (59)	1974-76
10. Brad Hammerich	27 (40)	1998-01
11. Brad Burditt	24 (36)	1982-84

50-YARD FIELD GOALS MADE

CAREER	FG (ATT.)	YEARS
1. Harrison Mevis	12 (17)	2020-23
2. Tom Whelihan	6 (8)	1984-87
3. Jeff Jacke	4 (9)	1988-92
4. Tucker McCann	3 (7)	2016-19
5. Andrew Baggett	2 (5)	2012-15
.... Jeff Wolfert	2 (6)	2006-08
7. Multiple tied with	1	--

DEFENSIVE RECORDS

TACKLES

SINGLE-SEASON	UA	A	TT	YEAR
1.....Travis McDonald (LB)	113	51	164	1994
2.....Sean Weatherspoon (LB)	76	79	155	2008
3.....Jay Wilson (LB)	58	96	154	1982
4.....Kentrell Brothers (LB)	73	79	152	2015
5.....James Kinney (LB)	88	60	148	2002
6.....James Kinney (LB)	84	63	147	2003
7.....DeMontie Cross (FS)	89	56	145	1995
8.....Sharron Washington (DB)	85	54	139	1991
9.....DeMontie Cross (FS)	76	62	138	1994
10...Lynn Evans (LB)	62	71	133	1974
11...DeMontie Cross (FS)	84	48	132	1996
12...Sean Doyle (LB)	95	36	131	2001
13...Lester Dickey (LB)	74	56	130	1980
.....Sean Weatherspoon (LB)	77	53	130	2007
15...Darryl Major (LB)	84	45	129	1993
16...Van Darkow (LB)	56	66	122	1980
.....Kentrell Brothers (LB)	62	60	122	2014
18...Joe Love (LB)	63	56	119	1995
19...Darren MacDonald (LB)	71	47	118	1989

CAREER	UA	A	TT	YEARS
1.James Kinney (LB)	256	178	434	2001-04
2.DeMontie Cross (DB)	249	166	415	1994-96
3.Sean Weatherspoon (LB)	240	173	413	2006-09
4.Jamonte Robinson (LB)	234	157	391	1998-01
5.Travis McDonald (LB)	242	144	386	1991-94
6.Darren MacDonald (LB)	153	222	375	1986-89
7.Barry Odom (LB)	203	159	362	1996-99
8.Kentrell Brothers (LB)	182	176	358	2012-15
.....Sean Doyle (LB)	223	135	358	1999-02
10. ...Darryl Major (LB)	226	120	346	1991-94
11. ...Andrew Wilson (LB)	174	158	332	2010-13
12. ...Jason Simpson (S)	218	113	331	2002-05
13. ...Brock Christopher (LB)	171	158	329	2005-08
14. ...Erik McMillan (DB)	203	120	323	1984-87
.....Jay Wilson (LB)	112	211	323	1980-83
16. ...Adrian Jones (DB)	191	148	319	1986-89
17. ...Lynn Evans (LB)	123	193	316	1972-74
18. ...Cale Garrett (LB)	190	117	307	2016-19
19. ...Van Darkow (LB)	97	197	294	1978-81
20. ...William Moore (S)	182	102	284	2005-08
21. ...Caldrinoff Easter (DB)	180	103	283	1995-98
22. ...David Overstreet (S)	196	86	282	2003-06
23. ...Dedrick Harrington (LB)	183	97	280	2003-06
24. ...Chris Garlich (LB)	115	161	276	1975-78

QUARTERBACK SACKS

SINGLE-SEASON	NO.	YDS.	YEAR
1 ...Shane Ray	14.5	94	2014
2 ...Aldon Smith	11.5	99	2009
...Michael Sam	11.5	71	2013
4 ...Justin Smith	11.0	91	2000
5 ...Stryker Sulak	10.5	94	2008
6 ...Antwaun Bynum	10.0	63	2002
...Markus Golden	10.0	66	2014
8 ...Kony Ealy	9.5	59	2013
9 ...Brian Smith	9.0	53	2005
...Charles Harris	9.0	51	2015
11...Darius Robinson	8.5	51	2023
12...Jeff Gaylord	8.0	64	1981
...Bobby Bell	8.0	62	1983
...Bobby Bell	8.0	56	1982
...Steve Martin	8.0	54	1994
...Justin Smith	8.0	53	1999
...Xzavie Jackson	8.0	51	2006
...Brian Smith	8.0	49	2003
...Rick Lyle	8.0	32	1993
19...Brian Smith	7.5	65	2006
...Brad Madison	7.5	67	2010
...Marcell Frazier	7.5	61	2016
...Isaiah McGuire	7.5	66	2022
23...Dick Chapura	7.0	62	1985
...Darren MacDonald	7.0	42	1987
...Antwaun Bynum	7.0	46	2001
...Brian Smith	7.0	51	2004
...Charles Harris	7.0	51	2015
...Walter Brady	7.0	41	2015
...Marcell Frazier	7.0	50	2017
...Terry Beckner, Jr	7.0	30	2017
...Kobie Whiteside	7.0	51	2019

CAREER	NO.	YDS.	YEARS
1 ...Brian Smith	31.5	218	03-06
2 ...Justin Smith	22.5	155	98-00
...Stryker Sulak	22.5	203	05-08
4 ...Michael Sam	21.0	125	10-13
5 ...Lorenzo Williams	19.0	126	04-07
...Shane Ray	19.0	131	12-14
7 ...Rick Lyle	18.0	92	90-93
...Charles Harris	18.0	113	14-16
9 ...Bobby Bell	17.0	121	81-83
...Steve Martin	17.0	107	92-95
...Antwaun Bynum	17.0	109	00-02
...Aldon Smith	17.0	128	09-10
13. .Xzavie Jackson	16.5	107	03-06
...Markus Golden	16.5	109	12-14
...Marcell Frazier	16.5	122	15-17
...Isaiah McGuire	16.5	118	19-22
17. .Brad Madison	16.0	124	09-12
18. .C.J. Mosley	15.5	91	02-04
...Ziggy Hood	15.5	76	05-08
20...Lee Johnson	14.0	111	86-89
...Kony Ealy	14.0	95	11-13
22...Terry Beckner, Jr.	13.5	59	15-18
23...Darius Robinson	13.0	70	19-23
...Jacques Smith	13.0	64	08-11
25...Sean Weatherspoon	12.5	93	06-09
26...Erik McMillan	12.0	109	84-87
...Dick Chapura	12.0	98	82-86

MISCELLANEOUS RECORDS

PUNTING

SINGLE-SEASON	NO.	YDS.	AVG.	YEAR
1. ...Vince Sebo.....	31	1396	45.03	1996
2. ...Tom Whelihan.....	13	585	45.00	1984
3. ...Trey Barrow.....	62	2,779	44.82	2011
4. ...Corey Fatony.....	50	2,222	44.44	2018
5. ...Don Greenwood.....	20	887	44.35	1940
6. ...Corey Fatony.....	58	2,570	44.31	2017
7. ...Corey Fatony.....	66	2,894	43.85	2016
8. ...Bob Teel.....	11	481	43.72	1946
9. ...Kyle Pooler.....	75	3,248	43.31	1994
10. ...Tucker McCann.....	68	2,940	43.24	2019

CAREER	NO.	YDS.	AVG.	YEARS
1. ...Trey Barrow.....	132	5,794	43.894	2010-12
2. ...Corey Fatony.....	255	11,163	43.777	2015-18
3. ...Tucker McCann.....	68	2,940	43.235	2019
4. ...Matt Grabner.....	70	2,976	42.514	2009-10
5. ...Jack Stonehouse.....	47	1,988	42.300	2022
6. ...Jake Harry IV.....	87	3,666	42.138	2008-09
7. ...Kyle Pooler.....	195	8,146	41.774	1991-94
8. ...Vince Sebo.....	108	4,511	41.768	1996-99
9. ...Tom Whelihan.....	159	6,570	41.321	1984-87
10. ...Christian Brinser.....	144	5,921	41.118	2011-14

ALL-PURPOSE YARDS

SINGLE-GAME	YDS.	RUSH	REC.	RET.	OPPONENT	YEAR
1. ...Jeremy Maclin.....	360	8	143	209	Kansas State	2007
2. ...Devin West.....	333	319	14	0	Kansas	1998
3. ...Cody Schrader.....	321	205	116	0	Tennessee	2023
4. ...Darrell Wallace.....	299	196	0	103	California	1985
5. ...Tyler Badie.....	294	254	40	0	Vanderbilt	2021
6. ...Brad Smith.....	291	291	0	0	Texas Tech	2003
7. ...Darrell Wallace.....	280	224	0	56	Kansas State	1985
8. ...Jeremy Maclin.....	278	84	118	76	Kansas State	2008
9. ...Jeremy Maclin.....	275	52	96	127	Western Michigan	2007
10. ...Devin West.....	267	252	15	0	Iowa State	1998
...Jeremy Maclin.....	267	32	146	89	Texas A&M	2007

SEASON	YDS.	RUSH	REC.	RET.	YEAR
1. ...Jeremy Maclin.....	2,833	293	1,260	1,280	2008
2. ...Jeremy Maclin.....	2,776	375	1,055	1,346	2007
3. ...Tyler Badie.....	1,939	1,604	330	5	2021
4. ...Marcus Murphy.....	1,921	924	212	785	2014
5. ...Cody Schrader.....	1,818	1,627	191	0	2023
6. ...Danario Alexander.....	1,791	10	1,781	0	2009
7. ...Devin West.....	1,621	1,578	43	0	1998
8. ...Darrell Wallace.....	1,590	1,120	16	454	1985
9. ...Brad Smith.....	1,459	1,406	53	0	2003
10. ...Marcus Murphy.....	1,425	601	79	745	2013

CAREER	YDS.	RUSH	REC.	RET.	YEARS
1. ...Jeremy Maclin.....	5,609	668	2,315	2,626	2007-08
2. ...Marcus Murphy.....	5,112	1,957	318	2,837	2010-14
3. ...Brad Smith.....	4,419	4,289	130	0	2002-05
4. ...Tyler Badie.....	4,414	2,740	1,149	525	2018-21
5. ...Larry Rountree III.....	4,009	3,720	289	538	2017-20
6. ...Devin West.....	3,824	2,954	219	654	1995-98
7. ...Brock Olivo.....	3,475	3,026	443	6	1994-97
8. ...Zack Abron.....	3,426	3,198	228	0	2000-03
9. ...Darrell Wallace.....	3,303	2,607	196	500	1984-87
10. ...Joe Stewart.....	3,256	413	1,389	1,454	1974-77

INTERCEPTIONS

SINGLE-SEASON	INT.	YEAR
1. ...William Moore.....	8	2007
2. ...Roger Wehrli.....	7	1968
3. ...Ken Boston.....	6	1965
...Wade Perkins.....	6	1998
...Jim Whitaker.....	6	1966
...Bill Whitaker.....	6	1979
...Adrian Jones.....	6	1988
...Andy Russell.....	6	1962
...Dennis Poppe.....	6	1969
...Bill Whitaker.....	6	1980
...Johnny Roland.....	6	1965
...Julian Jones.....	6	1999
...Russ Calabrese.....	6	1977

CAREER	INT.	YEARS
1. ...Adrian Jones.....	15	86-89
2. ...Ken Boston.....	14	63-65
...Bill Whitaker.....	14	77-80
4. ...Erik McMillan.....	13	84-87
5. ...Eric Wright.....	11	78-80
...William Moore.....	11	05-08
7. ...Roger Wehrli.....	10	66-68
...Harold Piersey.....	10	95-98
...Kevin McIntosh.....	10	91-94
...Aarion Penton.....	10	13-16

YEAR-BY-YEAR LEADERS

SCORING

Year	Name	TD	PAT	FG	PTS
1928	Robert Mehrle	5	2	0	32
1929	Russell Dills	4	2	0	26
1930	John Van Dyne	2	2	0	14
1931	George Stuber	3	0	0	18
1932	Charles Schiele	2	0	0	12
1933	Sidney Johnson	3	0	0	18
1934	Harold Bourne	2	1	0	13
1935	Al Londe	3	0	0	18
	Henry Mahley	3	0	0	18
1936	Jack Frye	4	9	1	36
1937	Henry Mahley	1	2	0	8
1938	Paul Christman	8	0	0	48
1939	Paul Christman	7	0	0	42
1940	Harry Ice	7	0	0	42
1941	Bob Steuber	9	13	0	67
1942	Bob Steuber	18	13	0	121
1943	Bill Dellastatious	6	0	0	36
	Don Reece	6	0	0	36
1944	Paul Collins	10	0	0	60
1945	Loyd Brinkman	5	0	0	30
	Robert Hopkins	5	0	0	30
1946	Howard Bonnett	5	0	0	30
	Loyd Brinkman	5	0	0	30
1947	Nick Carras	5	0	0	30
1948	Bus Entsminger	9	0	0	54
1949	John Glorioso	8	29	0	77
1950	Ed Stephens	9	0	0	54
1951	James Hook	6	0	0	36
1952	Bill Rowekamp	7	0	0	42
1953	Bob Schoonmaker	6	0	0	36
1954	Jack Fox	6	11	0	47
1955	Jim Hunter	3	0	0	18
	Joe Wynn	3	0	0	18
1956	Hank Kuhlmann	6	1	0	37
1957	Hank Kuhlmann	8	0	0	48
1958	Phil Snowden	6	1	0	37
1959	Donnie Smith	4	0	0	24
1960	Donnie Smith	13	0	0	78
1961	Bill Tobin	3	11	3	38
1962	Johnny Roland	13	0	0	78
1963	Gary Lane	6	0	0	36
1964	Gary Lane	4	2	0	26
	Charlie Brown	4	2	0	26
1965	Gary Lane	9	0	0	54
1966	Bill Bates	0	12	5	27
1967	Jay Wallace	0	15	4	27
1968	James Harrison	8	0	0	48
1969	Henry Brown	0	35	12	71
1970	Jack Bastable	1	21	11	60
1971	Greg Hill	0	8	5	23
1972	Greg Hill	0	22	13	61
1973	Greg Hill	0	24	13	63
1974	Tony Galbreath	8	0	0	48
1975	Tim Gibbons	0	33	13	72
1976	Tim Gibbons	0	23	13	62
1977	Jeff Brockhaus	0	22	9	49
1978	James Wilder	12	0	0	72
1979	Gerry Ellis	9	0	0	54
1980	Ron Verrilli	0	34	11	67
1981	Bob Lucchesi	0	21	10	51
1982	James Caver	4	0	0	24
	Curtland Thomas	4	0	0	24
1983	Marlon Adler	12	0	0	72
1984	Eric Drain	10	0	0	60
1985	Tom Whelihan	0	16	16	64
1986	Tom Whelihan	0	17	15	62
1987	Tom Whelihan	0	25	13	64
1988	Jeff Jacke	0	26	8	50

Year	Name	TD	PAT	FG	PTS
1989	Tommie Stowers	6	0	0	36
1990	Michael Jones	10	0	0	60
1991	Jeff Jacke	0	17	11	50
1992	Jeff Jacke	0	22	16	70
1993	Kyle Pooler	0	20	6	38
1994	Kyle Pooler	0	21	9	48
1995	Mark Norris	0	17	8	41
1996	Mark Norris	0	34	8	58
1997	Corby Jones	14	0	0	84
1998	Devin West	18	0	0	108
1999	Brad Hammerich	0	25	9	52
2000	Zain Gilmore	7	0	0	42
2001	Brad Hammerich	0	23	11	56
2002	Zack Abron	17	0	0	102
2003	Brad Smith	19	2	0	118
2004	Sean Coffey	10	0	0	60
2005	Brad Smith	16	2	0	100
2006	Jeff Wolfert	0	45	18	99
2007	Jeff Wolfert	0	67	21	130
2008	Jeff Wolfert	0	73	20	133
2009	Grant Ressel	0	39	26	117
2010	Grant Ressel	0	45	17	96
2011	James Franklin	15	0	0	90
2012	Andrew Baggett	0	33	14	75
2013	Andrew Baggett	0	66	18	120
2014	Andrew Baggett	0	43	18	97
2015	Andrew Baggett	0	15	16	63
2016	Damarea Crockett	10	0	0	60
2017	Tucker McCann	0	51	15	96
2018	Tucker McCann	0	51	24	123
2019	Tucker McCann	0	34	16	82
2020	Larry Rountree III	14	0	0	84
2021	Harrison Mevis	0	41	23	110
2022	Harrison Mevis	0	33	22	99
2023	Harrison Mevis	0	45	24	117

RUSHING

Year	Name	TC	Yds	Avg
1947	Harold Entsminger	88	446	5.1
1948	Dick Braznell	89	484	5.4
1949	Dick Braznell	145	766	5.3
1950	John Glorioso	106	503	4.7
1951	Junior Wren	103	451	4.3
1952	Jim Hook	141	741	5.2
1953	Robert Bauman	90	405	4.5
1954	Robert Bauman	60	293	4.8
1955	Loyd Roll	99	432	4.4
1956	Hank Kuhlmann	87	440	5.0
1957	Hank Kuhlmann	136	554	4.1
1958	Mel West	131	642	4.8
1959	Mel West	122	556	4.6
1960	Mel West	138	650	4.7
1961	Andy Russell	100	412	4.1
1962	Johnny Roland	159	830	5.2
1963	Carl Reese	67	300	4.5
1964	Gary Lane	100	432	4.3
1965	Charlie Brown	174	937	5.4
1966	Charlie Brown	139	576	3.9
1967	Barry Lischner	174	647	3.7
1968	Greg Cook	161	693	4.4
1969	Joe Moore	260	1312	5.0
1970	James Harrison	127	702	5.5
1971	Don Johnson	98	360	3.7
1972	Tommy Reamon	115	454	3.9
1973	Tommy Reamon	149	610	4.1
1974	Tony Galbreath	197	870	4.4
1975	Tony Galbreath	183	777	4.2
1976	Curtis Brown	169	844	5.0
1977	Earl Gant	144	769	5.3

Year	Name	TC	Yds	Avg
1978	James Wilder	160	873	5.5
1979	James Wilder	155	645	4.2
1980	James Wilder	172	839	5.0
1981	Bob Meyer	180	791	4.4
1982	Tracey Mack	120	484	4.0
1983	Eric Drain	167	684	4.1
1984	Jon Redd	119	668	5.6
1985	Darrell Wallace	226	1120	5.0
1986	Darrell Wallace	211	872	4.1
1987	Robert Delpino	115	750	6.5
1988	Tommie Stowers	143	667	4.7
1989	Tommie Stowers	142	547	3.9
1990	Michael Jones	100	485	4.9
1991	Mike Washington	101	420	4.2
1992	Joe Freeman	98	360	3.7
1993	Joe Freeman	136	675	5.0
1994	Brock Olivo	142	614	4.3
1995	Brock Olivo	232	985	4.2
1996	Brock Olivo	157	749	4.8
1997	Corby Jones	183	887	4.8
1998	Devin West	283	1578	5.6
1999	Zain Gilmore	188	764	4.1
2000	Zain Gilmore	139	632	4.5
2001	Zack Abron	157	783	5.0
2002	Brad Smith	193	1029	5.3
2003	Brad Smith	212	1406	6.6
2004	Damien Nash	164	792	4.8
2005	Brad Smith	229	1301	5.7
2006	Tony Temple	193	1063	5.5
2007	Tony Temple	186	1039	5.6
2008	D. Washington	177	1036	5.9
2009	D. Washington	190	865	4.6
2010	De'Vion Moore	99	517	5.2
2011	Henry Josey	145	1168	8.1
2012	Kendial Lawrence	200	1025	5.1
2013	Henry Josey	174	1166	6.7
2014	R. Hansbrough	205	1084	5.3
2015	Ish Witter	126	518	4.1
2016	Damarea Crockett	153	1062	6.9
2017	Ish Witter	188	1049	5.6
2018	Larry Rountree III	225	1216	5.4
2019	Larry Rountree III	186	829	4.5
2020	Larry Rountree III	209	972	4.7
2021	Tyler Badie	268	1604	6.0
2022	Cody Schrader	170	744	4.4
2023	Cody Schrader	276	1627	5.9

PASSING

Year	Name	Att	C	I	Yds
1947	Bus Entsminger	50	22	1	372
1948	Bus Entsminger	90	43	6	633
1949	Phil Klein	122	55	5	808
1950	Phil Klein	84	50	6	625
1951	Tony Scardino	96	42	7	653
1952	Tony Scardino	129	62	11	781
1953	Vic Eaton	53	24	2	364
1954	Vic Eaton	74	36	2	774
1955	Dave Doane	113	52	8	774
1956	Jim Hunter	91	42	6	567
1957	Phil Snowden	57	24	6	299
1958	Phil Snowden	86	46	8	548
1959	Phil Snowden	83	33	10	415
1960	Ron Taylor	44	23	4	302
1961	Ron Taylor	62	31	6	428
1962	Jim Johnson	33	12	6	198
1963	Gary Lane	113	51	9	710
1964	Gary Lane	119	50	14	770
1965	Gary Lane	106	45	3	544
1966	Gary Kombrink	77	32	7	433

YEAR-BY-YEAR LEADERS

Year	Name	Att	C	I	Yds
1967	Gary Kombrink	97	34	8	452
1968	Terry McMillan	113	56	7	745
1969	Terry McMillan	233	105	13	1963
1970	Chuck Roper	235	101	15	1097
1971	Chuck Roper	131	62	9	613
1972	John Cherry	131	52	15	861
1973	John Cherry	120	59	8	743
1974	Steve Pisarkiewicz	156	70	8	828
1975	Steve Pisarkiewicz	232	113	9	1792
1976	Pete Woods	131	59	5	996
1977	Pete Woods	127	65	7	785
1978	Phil Bradley	226	136	10	1780
1979	Phil Bradley	236	127	8	1448
1980	Phil Bradley	242	132	8	1632
1981	Mike Hyde	249	123	12	1471
1982	Marlon Adler	140	79	9	1242
1983	Marlon Adler	175	102	13	1603
1984	Marlon Adler	144	77	9	1128
1985	Marlon Adler	183	89	13	1258
1986	Ronnie Cameron	111	49	6	654
1987	John Stollenwerck	137	60	5	831
1988	Corey Welch	53	23	4	524
1989	Kent Kiefer	314	183	15	2314
1990	Kent Kiefer	275	165	15	2183
1992	Phil Johnson	311	167	13	2029
1992	Jeff Handy	329	196	8	2463
1993	Jeff Handy	291	174	12	1901
1994	Jeff Handy	349	200	8	2030
1995	Brandon Corso	136	59	3	623
1996	Kent Skornia	118	61	10	701
1997	Corby Jones	191	102	6	1658
1998	Corby Jones	178	87	5	1281
1999	Jim Dougherty	219	109	7	1304
2000	Darius Outlaw	225	105	9	1391
2001	Kirk Farmer	285	135	6	1567
2002	Brad Smith	366	196	6	2333
2003	Brad Smith	350	211	7	1977
2004	Brad Smith	369	191	11	2185
2005	Brad Smith	399	237	9	2304
2006	Chase Daniel	452	287	10	3527
2007	Chase Daniel	563	384	11	4306
2008	Chase Daniel	528	385	18	4335
2009	Blaine Gabbert	445	262	9	3593
2010	Blaine Gabbert	475	301	9	3186
2011	James Franklin	376	238	11	2865
2012	James Franklin	234	139	7	1562
2013	James Franklin	319	198	6	2429
2014	Maty Mauk	414	221	13	2648
2015	Drew Lock	263	129	8	1332
2016	Drew Lock	434	237	10	3399
2017	Drew Lock	419	242	13	3964
2018	Drew Lock	437	275	8	3498
2019	Kelly Bryant	292	181	6	2215
2020	Connor Bazelak	324	218	6	2366
2021	Connor Bazelak	377	246	16	2549
2022	Brady Cook	382	247	7	2724
2023	Brady Cook	369	244	6	3317

TOTAL OFFENSE

Year	Name	Rush	Pass	Tot
1948	Bus Entsminger	451	633	1084
1949	Dick Braznell	766	362	1128
1950	John Glorioso	503	266	769
1951	Junior Wren	451	257	708
1952	Jim Hook	741	410	1151
1953	Vic Eaton	319	364	683
1954	Vic Eaton	-86	774	688
1955	Dave Doane	-65	774	709
1956	Jimmy Hunter	0	567	567

Year	Name	Rush	Pass	Tot
1957	Hank Kuhlmann	554	15	569
1958	Mel West	642	0	642
1959	Mel West	556	0	556
1960	Mel West	650	0	650
1961	Ron Taylor	86	428	514
1962	Johnny Roland	830	20	850
1963	Gary Lane	300	710	1010
1964	Gary Lane	432	770	1202
1965	Gary Lane	450	544	994
1966	Gary Kombrink	212	433	645
1967	Gary Kombrink	520	452	972
1968	Terry McMillan	357	745	1102
1969	Terry McMillan	194	1963	2157
1970	Chuck Roper	44	1097	1141
1971	Chuck Roper	113	613	726
1972	John Cherry	233	861	1094
1973	John Cherry	152	743	895
1974	Tony Galbreath	870	85	955
1975	Steve Pisarkiewicz	-60	1792	1732
1976	Pete Woods	193	996	1189
1977	Phil Bradley	372	492	864
1978	Phil Bradley	301	1780	2081
1979	Phil Bradley	316	1448	1764
1980	Phil Bradley	118	1632	1750
1981	Mike Hyde	-175	1471	1296
1982	Marlon Adler	17	1242	1259
1983	Marlon Adler	267	1603	1870
1984	Marlon Adler	328	1128	1456
1985	Marlon Adler	122	1258	1380
1986	Ronnie Cameron	365	654	1019
1987	John Stollenwerck	176	831	1007
1988	Corey Welch	393	524	917
1989	Kent Kiefer	-238	2314	2076
1990	Kent Kiefer	-90	2183	2093
1991	Phil Johnson	158	2029	2187
1992	Jeff Handy	-72	2463	2391
1993	Jeff Handy	-151	1901	1770
1994	Jeff Handy	-115	2030	1915
1995	Brock Olivo	985	0	985
1996	Corby Jones	742	624	1366
1997	Corby Jones	887	1658	2545
1998	Corby Jones	536	1281	1817
1999	Jim Dougherty	-8	1304	1296
2000	Darius Outlaw	259	1391	1650
2001	Kirk Farmer	379	1567	1946
2002	Brad Smith	1029	2333	3362
2003	Brad Smith	1406	1977	3383
2004	Brad Smith	553	2185	2738
2005	Brad Smith	1301	2304	3605
2006	Chase Daniel	379	3527	3906
2007	Chase Daniel	253	4306	4559
2008	Chase Daniel	281	4335	4616
2009	Blaine Gabbert	204	3593	3797
2010	Blaine Gabbert	232	3186	3418
2011	James Franklin	981	2865	3846
2012	James Franklin	122	1562	1684
2013	James Franklin	510	2429	2939
2014	Maty Mauk	373	2648	3021
2015	Drew Lock	28	1332	1360
2016	Drew Lock	123	3399	3522
2017	Drew Lock	111	3964	4075
2018	Drew Lock	175	3498	3673
2019	Kelly Bryant	242	2215	2457
2020	Connor Bazelak	20	2366	2386
2021	Connor Bazelak	-23	2549	2526
2022	Brady Cook	585	2724	3309
2023	Brady Cook	319	3317	3636

PASS RECEIVING

Year	Name	Rec	Yds	TD
1947	Mel Sheehan	14	218	2
1948	Mel Sheehan	23	346	3
1949	Gene Ackermann	42	621	2
1950	Gene Ackermann	31	400	3
1951	Harold Carter	24	456	2
1952	Jim Jennings	14	219	0
1953	Elmer Corpeny	12	179	2
1954	Harold Burnine	22	405	2
1955	Harold Burnine	44	594	2
1956	Charley James	30	362	1
1957	Charley James	12	132	1
1958	Danny LaRose	14	215	0
1959	Russ Sloan	13	128	3
1960	Danny LaRose	10	151	2
1961	Conrad Hitchler	8	124	0
1962	Bill Tobin	3	75	2
1963	Ted Saussele	8	115	1
1964	Earl Denny	10	222	1
1965	Monroe Phelps	17	207	2
1966	Chuck Weber	14	157	3
1967	Chuck Weber	15	212	1
1968	Jon Staggers	19	171	0
1969	Mel Gray	26	705	9
1970	John Henley	39	481	1
1971	John Henley	25	247	2
1972	Jack Bastable	29	362	2
1973	Mark Miller	17	256	1
1974	Mark Miller	38	522	5
1975	Henry Marshall	44	945	9
1976	Joe Stewart	45	834	5
1977	Joe Stewart	27	384	3
1978	Kellen Winslow	29	479	6
1979	Andy Gibler	23	316	4
1980	Ron Fellows	33	586	4
1981	James Caver	33	509	1
1982	James Caver	41	634	4
1983	George Shorthose	32	483	3
1984	George Shorthose	33	601	5
1985	Herbert Johnson	49	806	4
1986	Herbert Johnson	17	167	3
1987	Craig Lammers	16	253	1
1988	Tim Bruton	26	447	3
1989	Linzy Collins	46	803	4
1990	Linzy Collins	56	957	5
1991	Byron Chamberlain	39	464	4
1992	Victor Bailey	75	1210	6
1993	Kenny Holly	58	623	4
1994	Brian Sallee	58	616	2
1995	Brock Olivo	17	101	0
1996	Rahsetnu Jenkins	29	419	0
1997	Eddie Brooks	24	311	4
1998	Kent Layman	26	495	2
1999	Travis Garvin	36	608	2
2000	Justin Gage	44	709	4
2001	Justin Gage	74	920	5
2002	Justin Gage	82	1075	9
2003	Thomson Omboga	52	466	1
2004	Sean Coffey	39	648	10
2005	Martin Rucker	47	567	1
	Chase Coffman	47	503	4
2006	Chase Coffman	58	638	9
2007	Martin Rucker	84	834	8
2008	Jeremy Maclin	102	1260	13
2009	Danario Alexander	113	1781	14
2010	T.J. Moe	92	1045	6
2011	T.J. Moe	54	649	4
2012	Marcus Lucas	46	509	3
2013	Dorial Green-Beckham	59	883	12

YEAR-BY-YEAR LEADERS

Year	Name	Rec.	Yds.	TD
2014	Bud Sasser	77	1003	12
2015	J'Mon Moore	29	350	3
2016	J'Mon Moore	62	1012	8
2017	J'Mon Moore	65	1082	10
2018	Johnathon Johnson	59	737	5
2019	Tyler Badie	32	356	5
2020	Keke Chism	35	458	1
2021	Tyler Badie	54	330	4
2022	Dominc Lovett	56	846	3
2023	Luther Burden III	86	1212	9

PUNTING

Year	Name	No.	Yds	Avg
1946	Bob Teel	11	481	43.7
1947	Clement Day	53	1971	37.2
1948	Robert Robinson	46	1523	33.3
1949	Phil Klein	35	1125	32.1
1950	Phil Klein	33	1219	36.9
1951	Junior Wren	50	1780	35.6
1952	William Fessler	46	1765	38.4
1953	Vic Eaton	34	1222	35.9
1954	Vic Eaton	21	704	33.5
1955	Jerry Curtwright	15	563	37.5
1956	Jimmy Hunter	25	820	32.8
1957	Robert Haas	37	1125	41.7
1958	Phil Snowden	28	1127	40.0
1959	Robert Haas	37	1304	35.2
1960	Danny LaRose	33	1179	35.7
1961	Daryl Krugman	56	2020	36.1
1962	Daryl Krugman	47	1656	35.2
1963	Daryl Krugman	57	2200	38.6
1964	Gary Lane	48	1728	36.0
1965	Ray West	52	2071	40.0
1966	Bill Bates	72	2763	38.4
1967	Steve Kenemore	73	2828	38.8
1968	Steve Kenemore	56	2223	39.6
1969	Steve Kenemore	58	2270	39.1
1970	Mike Farmer	12	510	42.5
1971	Jack Bastable	57	2923	40.1
1972	Jack Bastable	71	2596	36.5
1973	Jim Goble	68	2578	37.9
1974	Jim Goble	77	3029	39.3
1975	Jim Goble	61	2433	39.9
1976	Monty Montgomery	54	1980	36.7
1977	Monty Montgomery	67	2642	39.4
1978	Jeff Brockhaus	53	1953	36.8
1979	Jeff Brockhaus	53	2114	39.9
1980	Jeff Brockhaus	64	2726	42.6
1981	Eric Schmidt	75	2849	38.0
1982	Marlon Adler	55	2298	41.8
1983	Marlon Adler	55	2130	38.7
1984	Marlon Adler	35	1465	41.9
1985	Marlon Adler	60	2423	40.4
1986	Tom Whelihan	75	3115	41.5
1987	Tom Whelihan	61	2486	40.8
1988	Jim Michalski	65	2425	37.3
1989	Mark Plunkett	67	2648	39.5
1990	Mark Plunkett	53	2038	39.3
1991	Mark Plunkett	70	2669	38.1
1992	Kyle Pooler	48	1842	38.4
1993	Kyle Pooler	72	3056	42.4
1994	Kyle Pooler	75	3248	43.3
1995	Jason Smith	79	2887	36.5
1996	Vince Sebo	31	1396	45.0
1997	Vince Sebo	31	1222	39.4
1998	Vince Sebo	45	1861	41.4
1999	Jared Gilpin	62	2398	38.7
2000	Jared Gilpin	65	2587	38.6
2001	Brock Harvey	42	1660	39.5

Year	Name	No.	Yds	Avg
2002	Brock Harvey	54	2295	42.5
2003	Brock Harvey	51	1877	36.8
2004	Brock Harvey	15	625	41.7
2005	Adam Crossett	57	2432	42.7
2006	Adam Crossett	47	1852	39.4
2007	Adam Crossett	52	2008	38.6
2008	Jake Harry IV	26	1057	40.7
2009	Jake Harry IV	61	2609	42.8
2010	Matt Grabner	69	2938	42.6
2011	Trey Barrow	62	2779	44.8
2012	Trey Barrow	68	2925	43.0
2013	Christian Brinser	68	2790	41.0
2014	Christian Brinser	75	2084	41.1
2015	Corey Fatony	81	3477	42.9
2016	Corey Fatony	66	2894	43.8
2017	Corey Fatony	58	2570	44.3
2018	Corey Fatony	50	2222	44.4
2019	Tucker McCann	68	2940	43.2
2020	Grant McKinniss	39	1680	43.1
2021	Grant McKinniss	48	1983	41.3
2022	Jack Stonehouse	47	1988	42.3
2023	Luke Bauer	22	927	42.1

PUNT RETURNS (min. 4)

Year	Name	No.	Yds	Avg
1948	Mike Ghnoully	5	94	18.9
1949	Mike Ghnoully	8	57	7.1
1950	Harold Carter	6	105	17.5
1951	Harold Carter	10	127	12.7
1952	Ed Merrifield	22	230	10.5
1953	Ed Merrifield	7	79	11.3
1954	John Brase	5	54	10.8
1955	Jimmy Hunter	5	43	8.6
1956	Tom Morrell	5	41	8.2
1957	George Cramer	4	68	17.0
1958	Bob Haas	6	74	12.3
1959	Fred Brossart	4	40	10.0
1960	Donnie Smith	10	230	23.0
1961	Vince Turner	6	56	9.3
1962	Vince Turner	6	94	15.6
1963	Vince Tobin	4	34	8.5
1964	Johnny Roland	9	65	7.2
1965	Johnny Roland	32	430	13.4
1966	Roger Wehrli	25	239	9.5
1967	Jon Staggers	6	83	13.9
1968	Roger Wehrli	40	478	12.0
1969	John Henley	4	86	21.5
1970	Mike Fink	26	260	10.0
1971	Lorenzo Brinkley	5	68	13.6
1972	John Moseley	6	29	4.8
1973	John Moseley	19	314	16.5
1974	Tony Gillick	12	160	13.3
1975	Leo Lewis	19	185	9.7
1976	Leo Lewis	28	303	11.2
1977	Leo Lewis	15	115	7.7
1978	Leo Lewis	8	50	6.3
1979	David Newman	17	199	11.7
1980	Johnnie Poe	5	40	8.0
1981	James Caver	26	260	10.0
1982	Ricky Doby	28	248	8.9
1983	George Shorthose	27	106	3.9
1984	Andy Hill	15	77	5.1
1985	Darrell Wallace	13	98	7.5
1986	Craig Lammers	15	112	7.5
1987	Craig Lammers	19	115	6.1
1988	Craig Lammers	16	66	4.1
1989	Maurice Benson	10	44	4.4
1990	Niu Sale	8	139	17.4
1991	Maurice Benson	10	94	9.4

Year	Name	No.	Yds	Avg
1992	Kenny Holly	29	159	5.5
1993	Kenny Holly	7	38	5.4
1994	Clayton Baker	21	94	4.5
1995	Clayton Baker	22	114	5.2
1996	Randy Potter	16	135	8.4
1997	Randy Potter	11	80	7.3
1998	Randy Potter	6	20	3.3
1999	Arty Johnson	24	180	7.5
2000	Eric Spencer	15	140	9.3
2001	Marcus James	19	185	9.7
2002	Marcus James	24	327	13.6
2003	Marcus James	26	377	14.5
2004	Thomson Omboga	18	224	12.4
2005	Marcus Woods	7	188	26.9
2006	Tommy Saunders	11	118	10.7
2007	Jeremy Maclin	25	307	12.3
2008	Jeremy Maclin	23	270	11.7
2009	Carl Gettis	22	156	7.1
2010	Carl Gettis	24	146	6.1
2011	E.J. Gaines	9	98	10.9
2012	Marcus Murphy	27	374	13.9
2013	Marcus Murphy	21	146	7.0
2014	Marcus Murphy	27	281	10.4
2015	Aarion Penton	15	116	7.7
2016	Johnathon Johnson	14	196	14.0
2017	Richaud Floyd	11	218	19.8
2018	Johnathon Johnson	12	18	1.5
2019	Richaud Floyd	15	206	13.7
2020	Cade Musser	4	14	3.5
2021	D'ionte 'Boo' Smith	12	51	4.3
2022	Luther Burden III	12	151	12.6
2023	Luther Buden III	8	70	8.8

K.O. RETURNS (min. 4)

Year	Name	No.	Yds	Avg
1948	Mike Ghnoully	—	—	23.4
1949	Dick Bzaznell	11	232	21.7
1950	Harold Carter	13	295	22.7
1951	Bill Fessler	5	120	24.0
1952	Guy Rose	6	128	21.3
1953	Bob Schoonmaker	6	164	27.3
1954	Vic Eaton	7	150	21.4
1955	Jimmy Hunter	6	117	19.5
1956	Jimmy Hunter	4	121	30.2
1957	Hank Kuhlmann	8	260	32.5
1958	Norris Stevenson	6	119	19.8
1959	Mel West	6	198	33.0
1960	Mel West	4	135	33.7
1961	Carl Crawford	6	134	22.3
1962	Johnny Roland	6	169	28.2
1963	Ken Boston	6	129	21.5
	Monroe Phelps	6	129	21.5
1964	Johnny Roland	6	142	23.6
1965	Charlie Brown	5	143	28.6
1966	Roger Wehrli	4	76	19.0
1967	Roger Wehrli	11	293	26.6
1968	Jon Staggers	10	206	20.6
1969	Jon Staggers	17	505	29.9
1970	Mike Fink	8	213	26.8
1971	Mike Fink	21	594	28.3
1972	Mike Fink	22	468	21.3
1973	John Moseley	17	434	25.5
1974	Bill Ziegler	4	139	34.8
1975	Kenny Downing	11	215	19.5
1976	Joe Stewart	10	248	24.8
1977	Joe Stewart	19	344	18.1
1978	Terry Hill	8	172	21.5
1979	Ron Fellows	6	133	22.2
1980	Bobby Meyer	11	221	20.1

YEAR-BY-YEAR LEADERS

Year	Name	No.	Yds	Avg
1981	James Caver	14	378	27.0
1982	Ricky Doby	5	164	32.8
1983	George Shorthose	4	119	29.8
1984	George Shorthose	15	309	20.6
1985	Craig Lammers	9	182	20.2
1986	Kevin Hagens	14	319	22.8
1987	Kevin Hagens	8	184	23.0
1988	Craig Lammers	12	239	19.9
1989	Ronnell Kayhill	12	259	21.6
1990	Ronnell Kayhill	4	80	20.0
1991	Jason Oliver	20	358	17.9
1992	Jerome Madison	8	124	15.5
1993	Clayton Baker	18	357	19.8
1994	Clayton Baker	8	159	19.9
1995	Randy Potter	9	190	21.1
1996	Devin West	13	300	23.1
1997	Ricky Ross	6	159	26.5
1998	Ricardo Rhodes	13	404	31.3
1999	Ricardo Rhodes	19	376	19.8
2000	Ricardo Rhodes	20	369	18.5
2001	Marcus James	23	424	18.4
2002	Shirdonya Mitchell	16	385	24.1
2003	Shirdonya Mitchell	22	530	24.1
2004	Alex Woodley	9	180	20.0
2005	Tony Temple	16	376	23.5
2006	Earl Goldsmith	13	253	19.5
2007	Jeremy Maclin	43	1039	24.2
2008	Jeremy Maclin	42	1010	24.0
2009	Jasper Simmons	36	815	22.6
2010	Marcus Murphy	24	475	19.8
2011	T.J. Moe	26	607	23.3
2012	Marcus Murphy	19	458	24.1
2013	Marcus Murphy	27	599	22.2
2014	Marcus Murphy	17	504	29.6
2015	John Gibson	13	192	14.8
2016	Alex Ross	24	509	21.2
2017	Larry Rountree	25	538	21.5
2018	Tyler Badie	11	242	22.0
2019	Tyler Badie	6	115	19.5
2020	Tyler Badie	9	163	18.1
2021	Kris Abrams-Draine	21	484	23.0
2022	Kris Abrams-Draine	6	99	16.5
	Nathaniel Peat	6	92	15.3
2023	Marquis Johnson	7	146	20.9

PASS INTERCEPTIONS

Year	Name	No.	Yds	Avg
1948	Loyd Brinkman	4	19	4.7
1949	Mike Ghouly	4	49	12.2
	John Glorioso	4	63	15.7
1950	Bill Wilkening	4	34	8.5
1951	Bill Wilkening	3	—	—
1952	Ed Merrifield	4	35	8.8
1953	Bob Schoonmaker	3	21	7.0
1954	Jimmy Hunter	4	64	16.0
1955	Jerry Curtwright	5	47	9.4
1956	Hank Kuhlmann	2	19	9.5
1957	Don Mason	3	37	12.3
1958	Charles Snyder	2	18	9.0
	Ed Mehrer	2	9	4.5
1959	Bob Haas	3	14	4.6
1960	Charles Snyder	5	80	16.0
1961	Carl Crawford	5	43	8.6
1962	Andy Russell	6	65	10.8
1963	Ken Boston	4	—	—
	Gus Otto	4	—	—
1964	Ken Boston	6	167	27.8
1965	Johnny Roland	6	23	3.8
1966	Jim Whitaker	6	113	18.8
1967	John Meyer	4	43	10.7

Year	Name	No.	Yds	Avg
1968	Roger Wehrli	7	112	16.0
1969	Dennis Poppe	6	34	5.6
1970	Henry Stuckey	4	96	24.0
	Pete Buha	4	71	17.7
1971	Henry Stuckey	4	33	8.2
1972	John Moseley	4	113	28.2
1973	Tony Gillick	3	47	15.6
1974	Rob Fitzgerald	3	62	20.6
	Steve Yount	3	11	3.6
1975	Kenny Downing	3	8	2.6
	Larry Davis	3	73	24.3
1976	Chuck Banta	4	16	4.0
1977	Russ Calabrese	6	9	1.5
1978	Chris Garlich	4	41	10.3
1979	Bill Whitaker	6	96	16.0
1980	Bill Whitaker	6	28	4.7
1981	Steve Crapo	3	58	19.3
1982	Demetrious Johnson	4	101	25.3
1983	Terry Maticchak	2	33	16.5
	Jay Wilson	2	20	10.0
1984	Erik McMillan	3	42	14.0
1985	Erik McMillan	2	9	4.5
	Cameron Riley	2	8	4.0
1986	Adrian Jones	5	37	9.2
1987	Erik McMillan	5	119	23.8
1988	Adrian Jones	6	84	14.0
1989	Ted Lepage	4	92	23.0
1990	Maurice Benson	3	108	36.0
	Harry Colon	3	40	13.3
1991	Javan Lenhardt	2	21	10.5
	Tom Reiner	2	11	5.5
	Jermaine Wilkins	2	5	2.5
	Jason Oliver	2	4	2.0
1992	Kevin McIntosh	3	4	1.3
1993	Kevin McIntosh	4	52	13.0
1994	Bo Adams	2	19	9.5
	Chris Singletary	2	11	5.5
	Travis McDonald	2	3	1.5
	Kevin McIntosh	2	0	0.0
1995	Clayton Baker	4	38	9.5
1996	Terrence Binion	2	45	22.5
	DeMontie Cross	2	39	19.5
	Clayton Baker	2	21	10.5
1997	Harold Piersey	5	51	10.2
1998	Wade Perkins	6	129	21.5
1999	Julian Jones	6	19	3.2
2000	Antoine Duncan	4	3	0.7
2001	R.J. Jones	2	16	8.0
	Antoine Duncan	2	0	0.0
2002	R.J. Jones	4	39	9.8
2003	Brandon Barnes	2	0	0.0
2004	Shirdonya Mitchell	4	31	7.8
2005	Marcus King	3	163	54.3
2006	Brandon Massey	3	13	4.3
2007	William Moore	8	61	7.6
2008	Sean Weatherspoon	3	100	33.3
	Brock Christopher	3	39	13.0
2009	Kevin Rutland	2	0	0.0
2010	Kevin Rutland	3	64	21.3
2011	Kenji Jackson	3	0	0.0
2012	Kip Edwards	2	31	15.5
2013	E.J. Gaines	5	17	3.4
2014	Braylon Webb	4	89	22.2
2015	Ian Simon	2	39	19.5
	Kentrell Brothers	2	9	4.5
2016	Aarion Penton	5	82	16.4
2017	Cale Garrett	2	21	10.5
	Adam Sparks	2	7	3.5
	Anthony Sherrills	2	6	3.0
2018	DeMarkus Acy	3	73	24.3

Year	Name	No.	Yds	Avg
2018	Cam Hilton	3	2	0.7
2019	Cale Garrett	3	86	28.7
2020	Four with one			
2021	Jaylon Carlies	4	51	12.8
2022	Daylan Carnell	3	41	13.7
	Jaylon Carlies	3	14	4.7
2023	Kris Abrams-Draine	4	6	1.5

TACKLES

Year	Name	UT-AT	TT	TFL
1970	Adam Vital	37-81	108	3
1971	John Cowan	45-59	104	23
1972	Dan McDonough	43-71	114	4
1973	Scott Pickens	32-57	89	2-4
1974	Lynn Evans	62-71	133	7-25
1975	Ken Downing	68-27	95	4-7
1976	Mike Newman	55-58	113	—
1977	Jim Leavitt	60-54	114	1-3
1978	Chris Garlich	48-60	108	9-26
1979	Eric Berg	32-83	115	8-23
1980	Lester Dickey	74-56	130	4-6
1981	Van Darkow	24-86	110	8-23
1982	Jay Wilson	58-96	154	12-33
1983	Jay Wilson	40-72	112	8-42
1984	Tracey Mack	41-64	105	4-8
1985	Erik McMillan	80-29	109	8-28
1986	Terry Walker	26-64	90	8-27
1987	D. MacDonald	33-68	101	11-56
1988	D. MacDonald	34-56	90	4-9
1989	D. MacDonald	71-47	118	3-8
1990	Harry Colon	86-25	111	7-22
1991	S. Washington	85-54	139	2-3
1992	Travis McDonald	49-43	92	4-16
1993	Darryl Major	84-45	129	7-22
1994	Travis McDonald	113-51	164	12-46
1995	DeMontie Cross	89-56	145	13-35
1996	DeMontie Cross	84-48	132	4-6
1997	Harold Piersey	65-39	104	2-8
1998	Harold Piersey	53-40	93	5-22
1999	Barry Odom	67-46	113	10-23
2000	Justin Smith	65-32	97	24-128
2001	Sean Doyle	95-36	131	5-9
2002	James Kinney	88-60	148	11-42
2003	James Kinney	84-63	147	7-22
2004	James Kinney	67-45	112	5-19
2005	David Overstreet	71-29	100	4-4
2006	Marcus Bacon	70-42	112	5.5-22
2007	S. Weatherspoon	77-53	130	9.5-45
2008	S. Weatherspoon	76-79	155	18.5-75
2009	S. Weatherspoon	76-35	111	14.5-44
2010	Zaviar Gooden	50-35	85	7.5-16
2011	Andrew Wilson	47-51	98	9.5-22
2012	Andrew Wilson	44-35	79	2.5-4
2013	Andrew Wilson	59-54	113	6.5-11
2014	Kentrell Brothers	62-60	122	5.0-17
2015	Kentrell Brothers	73-79	152	12.0-32
2016	Charles Harris	35-26	61	12.0-63
2017	Cale Garrett	65-40	105	10.0-34
2018	Cale Garrett	69-43	112	6.5-12
2019	Nick Bolton	74-33	107	9.0-23
2020	Nick Bolton	63-32	95	7.5-18
2021	Blaze Alldredge	53-36	89	15.0-56
2022	Jaylon Carlies	60-21	81	4.0-11
2023	Jaylon Carlies	38-26	64	4.5-20

YEAR-BY-YEAR LEADERS

QUARTERBACK SACKS

Year	Name	No	YL
1979	Bennie Smith	4	50
	Norman Goodman	4	34
1980	Bennie Smith	5	38
	Wendall Ray	5	36
1981	Jeff Gaylord	8	64
1982	Bobby Bell	8	56
1983	Bobby Bell	8	62
1984	Erik McMillan	4	57
	Michael Scott	4	50
1985	Dick Chapura	7	62
1986	Jeff Cross	6	32
1987	Darren MacDonald	7	42
1988	Lee Johnson	5	37
	A.J. Miller	5	25
1989	Lee Johnson	4	40
1990	George Hunt	5	30
1991	Stacy Elliott	2	38
	George Hunt	2	12
	Tim Burke	2	12
1992	Rick Lyle	5	31
1993	Rick Lyle	8	32
1994	Steve Martin	8	54
1995	Steve Martin	6	34
1996	Justin Wyatt	3	23
	Donnell Jones	3	20
1997	Marquis Gibson	6	21
1998	Steve Erickson	3.5	12
	Justin Smith	3.5	11
1999	Justin Smith	8	53
2000	Justin Smith	11	91
2001	Antwaun Bynum	7	46
2002	Antwaun Bynum	10	63
2003	Brian Smith	8	49
2004	Brian Smith	7	51
2005	Brian Smith	9	53
2006	Xzavie Jackson	8	51
2007	Lorenzo Williams	6.5	61
2008	Stryker Sulak	10.5	94
2009	Aldon Smith	11.5	99
2010	Brad Madison	7.5	67
2011	Jacques Smith	5	26
2012	Michael Sam	4.5	30
2013	Michael Sam	11.5	71
2014	Shane Ray	14.5	94
2015	Charles Harris	7.0	51
	Walter Brady	7.0	41
2016	Charles Harris	8.0	50
2017	Terry Beckner	7.0	30
	Marcell Frazier	7.0	50
2018	Terez Hall	5.0	34
2019	Kobie Whiteside	7.0	51
2020	Trajan Jeffcoat	6.0	32
2021	Isaiah McGuire	6.0	36
2022	Isaiah McGuire	7.5	66
2023	Darius Robinson	8.5	51

Year	Name	FG-FGA	PCT
1970	Jack Bastable	11-25	.440
1971	Greg Hill	5-15	.333
1972	Greg Hill	13-19	.684
1973	Greg Hill	13-22	.591
1974	Tim Gibbons	3-8	.375
1975	Tim Gibbons	13-27	.481
1976	Tim Gibbons	13-24	.542
1977	Jeff Brockhaus	9-22	.409
1978	Jeff Brockhaus	5-10	.500
1979	Ron Verrilli	8-12	.667
1980	Ron Verrilli	11-18	.611
1981	Bob Lucchesi	10-15	.667
1982	Brad Burditt	6-8	.750
1983	Brad Burditt	11-15	.733
1984	Brad Burditt	7-13	.538
1985	Tom Whelihan	16-26	.615
1986	Tom Whelihan	15-19	.789
1987	Tom Whelihan	13-17	.765
1988	Jeff Jacke	8-11	.727
1989	Dan Baker	4-6	.667
1990	Jeff Jacke	7-12	.583
1991	Jeff Jacke	11-14	.786
1992	Jeff Jacke	16-24	.667
1993	Kyle Pooler	6-9	.667
1994	Kyle Pooler	9-18	.500
1995	Mark Norris	8-12	.667
1996	Mark Norris	8-10	.800
1997	Scott Knickman	11-13	.846
1998	Brian Long	3-4	.750
1999	Brad Hammerich	9-14	.642
2000	Brad Hammerich	7-9	.778
2001	Brad Hammerich	11-16	.688
2002	Mike Matheny	9-13	.692
2003	Mike Matheny	10-14	.714
2004	Joe Tantarelli	10-16	.625
2005	Adam Crossett	14-20	.700
2006	Jeff Wolfert	18-20	.900
2007	Jeff Wolfert	21-25	.840
2008	Jeff Wolfert	20-27	.741
2009	Grant Ressel	26-27	.963
2010	Grant Ressel	17-19	.895
2011	Grant Ressel	9-16	.562
2012	Andrew Baggett	14-20	.700
2013	Andrew Baggett	18-25	.720
2014	Andrew Baggett	18-25	.720
2015	Andrew Baggett	16-20	.800
2016	Tucker McCann	6-12	.500
2017	Tucker McCann	15-17	.882
2018	Tucker McCann	24-33	.727
2019	Tucker McCann	16-22	.727
2020	Harrison Mevis	17-20	.850
2021	Harrison Mevis	23-25	.920
2022	Harrison Mevis	22-28	.786
2023	Harrison Mevis	24-30	.800

FIELD GOALS

Year	Name	FG-FGA	PCT
1960	Bill Tobin	3-4	.750
1961	Bill Tobin	3-8	.375
1962	Bill Leistriz	3-5	.600
1963	Bill Leistriz	3-11	.273
1964	Bill Bates	3-10	.300
1965	Bill Bates	6-13	.462
1966	Bill Bates	5-12	.417
1967	Rocky Wallace	4-12	.333
1968	Henry Brown	3-9	.333
1969	Henry Brown	12-19	.632

YEAR-BY-YEAR TEAM TOTALS

YEAR	TEAM	PTS	TDS	RUSHING				PASSING				TOTAL OFF		
				1st DOWNS	TC	NET	ATT	COMP	INT	YDS	PLAYS	YDS	FUM	PEN-YDS
2023	MU	423	50	284	496	2236	378	248	7	3410	874	5646	9-2	93-709
	OPP	271	31	234	421	1597	406	250	9	2772	827	4369	23-10	97-786
2022	MU	323	37	241	490	2011	395	250	9	2768	885	4779	15	101-828
	OPP	327	41	242	447	1632	393	235	11	2799	840	4431	16	70-553
2021	MU	378	44	282	463	2337	456	302	11	3042	919	5379	5-2	83-775
	OPP	440	57	301	557	2956	329	196	11	2688	886	5644	10-5	65-567
2020	MU	267	31	223	351	1352	363	246	6	2668	711	4020	17	58-498
	OPP	323	42	218	358	1622	311	182	4	2458	669	4080	12	56-457
2019	MU	304	37	245	476	1820	376	226	8	2671	852	4491	13-6	83-808
	OPP	233	28	195	423	1593	348	175	8	2151	771	3744	11-7	69-627
2018	MU	476	58	320	553	2631	451	281	8	3632	1004	6263	18-7	90-800
	OPP	331	39	244	444	1644	445	248	10	3406	889	5050	14-6	87-759
2017	MU	488	63	304	486	2516	430	247	14	4012	916	6528	13-11	96-774
	OPP	414	50	267	521	2442	441	263	12	3308	962	5383	12-5	77-648
2016	MU	377	52	292	500	2461	448	249	10	3545	948	6006	28-13	80-685
	OPP	378	49	273	531	2794	418	241	15	2962	949	5756	7-5	75-596
2015	MU	163	16	181	397	1385	373	186	12	1986	770	3371	18-5	63-517
	OPP	194	22	213	484	1593	354	219	9	2031	838	3624	18-7	62-605
2014	MU	389	48	270	539	2490	415	221	13	2648	954	5138	10-3	102-815
	OPP	295	36	275	531	1872	474	288	12	2978	1005	4850	32-13	83-666
2013	MU	548	71	343	588	3330	454	267	8	3540	1042	6870	14-8	72-543
	OPP	323	39	297	513	2145	567	356	20	3705	1080	5850	18-12	103-768
2012	MU	309	39	217	453	1662	414	228	14	2615	867	4277	22-8	67-519
	OPP	341	45	245	451	1791	401	261	7	2897	852	4688	28-16	74-563
2011	MU	427	54	316	589	3172	383	243	11	3010	972	6182	15-8	70-593
	OPP	306	39	269	344	1656	487	306	13	3284	950	4940	20-9	77-583
2010	MU	388	48	287	439	2033	490	312	10	3292	929	5325	20-8	79-747
	OPP	209	26	248	484	1988	441	249	18	2645	925	4633	24-11	80-614
2009	MU	377	42	268	444	1651	467	274	11	3711	911	5362	18-8	69-716
	OPP	330	40	264	463	1542	475	305	8	3269	938	4811	24-15	91-754
2008	MU	591	76	358	417	2153	565	404	18	4625	982	6778	13-8	58-524
	OPP	381	50	327	510	1748	583	374	14	4013	1093	5761	19-8	98-827
2007	MU	558	70	378	530	2467	582	394	13	4397	1112	6864	18-7	76-648
	OPP	326	43	286	476	1709	560	347	17	3596	1036	5305	28-16	103-778
2006	MU	391	48	291	457	1943	465	291	11	3590	922	5533	22-15	60-514
	OPP	254	32	246	465	1749	400	231	13	2414	865	4163	25-15	65-562
2005	MU	369	47	281	512	2463	469	277	11	2694	981	5157	24-14	86-805
	OPP	350	45	243	474	1816	387	219	13	2604	861	4420	25-11	97-813
2004	MU	256	32	213	457	1815	377	197	11	2283	834	4098	14-7	47-389
	OPP	215	27	162	428	1673	277	148	15	1642	705	3315	21-8	74-539
2003	MU	399	53	274	551	3087	375	225	8	2158	926	5245	13-5	70-610
	OPP	287	34	279	552	2174	422	266	9	2779	974	4953	22-15	76-527
2002	MU	360	48	239	494	2204	380	204	7	2438	874	4642	16-5	82-637
	OPP	352	44	283	511	2013	426	253	12	3391	937	5404	26-12	82-676
2001	MU	240	27	217	402	1841	370	174	9	1895	772	3736	12-7	56-444
	OPP	330	40	227	515	2186	282	183	6	2205	797	4391	19-9	84-715
2000	MU	255	33	201	451	1696	335	157	19	2165	786	3861	19-12	76-625
	OPP	348	47	234	501	1749	311	164	14	2287	812	4036	22-13	95-831
1999	MU	224	27	217	507	1762	340	159	15	1955	847	3717	26-13	77-542
	OPP	371	44	186	416	1689	294	160	10	2167	710	3856	16-9	80-672
1998	MU	300	42	214	546	2552	187	88	5	1298	733	3850	22-13	68-582
	OPP	205	21	201	451	1761	270	155	13	1686	721	3447	21-12	72-571
1997	MU	368	48	251	592	2899	195	104	6	1723	787	4622	12-8	76-602
	OPP	332	45	226	432	2131	285	136	14	2121	717	4252	17-7	78-701
1996	MU	278	36	229	553	2758	230	120	13	1403	783	4161	26-15	76-601
	OPP	376	51	223	474	2234	254	142	9	2103	728	4337	12-4	61-479
1995	MU	186	23	188	508	2205	258	106	9	1119	766	3324	19-9	76-656
	OPP	311	41	213	451	2157	271	148	16	1863	722	4020	30-13	69-567
1994	MU	208	25	220	403	1295	409	232	10	2430	812	3725	15-7	90-841
	OPP	323	43	283	604	2824	278	170	11	2155	882	4979	22-8	91-741
1993	MU	192	25	215	390	1267	381	221	16	2412	771	3679	25-15	63-553
	OPP	344	44	230	520	2412	289	146	11	1956	809	4368	20-7	84-721
1992	MU	214	24	235	368	1011	442	258	12	3223	810	4234	16-8	58-526
	OPP	269	34	229	524	2511	279	137	11	1902	803	4413	16-9	70-552
1991	MU	223	27	188	360	1180	406	218	15	2661	766	3841	35-20	62-499
	OPP	403	53	283	628	3677	283	137	11	1878	911	5555	27-10	77-641
1990	MU	278	37	229	384	1256	404	246	19	3248	788	4504	19-10	57-471
	OPP	360	44	261	532	2814	320	168	14	2066	852	4880	21-9	54-406
1989	MU	171	23	198	360	869	365	207	18	2638	725	3507	26-13	72-639
	OPP	363	47	267	596	2944	280	160	8	2141	876	5085	27-11	75-667
1988	MU	234	30	200	609	2671	208	91	12	1367	817	4038	40-24	67-587
	OPP	330	43	194	465	1729	265	141	12	2118	730	3847	30-16	59-479
1987	MU	226	27	194	615	2820	162	66	6	891	777	3711	35-17	63-453
	OPP	209	25	199	508	1864	260	135	12	1992	768	3856	26-16	49-439
1986	MU	196	22	165	560	2068	194	89	12	1160	754	3228	29-15	63-528
	OPP	314	38	224	520	2517	270	159	16	2066	790	4583	34-19	63-548

YEAR-BY-YEAR TEAM TOTALS

YEAR	TEAM	PTS	TDS	1st DOWNS	RUSHING			PASSING			TOTAL OFF			
					TC	NET	ATT	COMP	INT	YDS	PLAYS	YDS	FUM	PEN-YDS
1985	MU	206	23	217	489	1753	335	163	19	2213	824	3966	29-18	78-639
	OPP.	342	40	243	570	2455	292	152	7	2127	862	4582	29-16	76-610
1984	MU	310	42	251	578	2639	263	136	17	2051	841	4690	25-15	48-374
	OPP.	301	38	214	494	1812	272	148	11	2252	766	4064	39-15	58-508
1983	MU	275	35	234	626	2414	196	116	13	1758	822	4172	28-15	64-505
	OPP.	181	22	172	401	1075	333	180	11	2053	734	3128	30-14	61-490
1982	MU	207	27	186	524	1519	277	154	17	2194	801	3713	32-21	60-499
	OPP.	196	22	182	513	1948	277	121	14	1358	793	3306	27-16	68-472
1981	MU	257	33	198	526	1633	336	167	17	2068	862	3701	43-21	67-601
	OPP.	142	16	151	511	1453	275	134	18	1255	786	2708	43-25	67-548
1980	MU	307	39	216	539	2145	275	151	9	1895	814	4040	29-14	62-484
	OPP.	147	18	164	498	1595	250	118	23	1390	748	2985	32-21	60-499
1979	MU	236	29	195	511	2054	239	128	9	1459	750	3513	38-17	56-553
	OPP.	152	17	206	539	1912	287	132	17	1513	826	3425	35-12	64-501
1978	MU	348	48	233	579	2691	241	144	10	1866	820	4557	29-17	60-566
	OPP.	221	29	209	568	2200	261	115	19	1591	829	3791	37-15	57-580
1977	MU	195	24	214	645	2469	227	111	10	1297	872	3766	35-21	46-376
	OPP.	180	23	188	572	2272	207	94	18	1546	779	3818	35-25	54-517
1976	MU	246	30	226	567	2504	256	112	10	1789	823	4293	28-23	61-579
	OPP.	241	31	213	660	3041	156	68	15	1007	816	4048	32-19	50-448
1975	MU	282	35	215	580	2391	255	124	10	1927	835	4318	35-22	64-613
	OPP.	241	33	203	604	2810	173	73	13	1026	777	3836	33-18	44-389
1974	MU	204	28	162	511	2030	209	98	13	1140	720	3170	28-15	46-430
	OPP.	217	27	199	649	2348	184	91	12	1239	833	3587	40-17	45-417
1973	MU	185	21	166	619	2315	144	69	9	838	763	3153	28-22	55-472
	OPP.	135	17	170	561	1977	201	97	14	1242	762	3219	37-23	43-338
1972	MU	184	21	170	639	2139	160	64	17	1047	789	3186	39-22	46-471
	OPP.	262	35	204	572	1975	260	127	11	1944	832	3919	38-23	62-620
1971	MU	93	11	134	498	1414	285	128	21	1262	783	2676	32-21	45-457
	OPP.	260	35	184	617	2283	259	104	8	1494	876	3777	29-27	51-496
1970	MU	243	31	217	599	2557	321	132	19	1524	920	4081	14	637
	OPP.	223	29	174	550	1652	273	109	15	1866	823	3518	19	540
1969	MU	362	47	210	602	2463	257	113	16	2044	859	4517	17	455
	OPP.	181	25	149	461	1200	299	123	15	1953	760	3158	17	267
1968	MU	273	38	199	631	2611	202	92	14	1319	833	3930	18	385
	OPP.	126	18	128	497	1242	185	74	17	1169	682	2411	17	514
1967	MU	134	17	137	597	1976	133	47	11	568	730	2544	16	281
	OPP.	76	9	98	438	739	188	88	11	1013	626	1752	8	372
1966	MU	121	15	115	483	1570	135	51	14	670	618	2240	13	360
	OPP.	116	16	133	489	1562	159	68	14	922	648	2484	10	471
1965	MU	203	27	166	566	2473	139	60	6	693	705	3166	9	326
	OPP.	83	12	127	375	1195	234	106	16	1239	609	2434	11	285
1964	MU	142	19	140	505	1834	131	53	16	814	636	2648	17	290
	OPP.	88	12	110	438	1275	136	62	15	874	574	2149	12	385
1963	MU	151	21	129	433	1516	136	60	11	773	569	2289	11	275
	OPP.	86	12	132	479	1576	168	65	13	789	647	2365	12	393
1962	MU	190	26	152	586	2549	63	24	9	293	649	2842	10	286
	OPP.	52	7	92	382	1126	150	59	17	683	532	1809	11	289
1961	MU	124	17	149	542	1776	108	50	9	677	650	2453	15	244
	OPP.	57	8	107	410	1078	150	65	12	692	560	1770	12	261
1960	MU	274	38	155	572	2493	78	34	8	298	650	2991	11	230
	OPP.	79	11	102	376	1100	186	74	15	851	562	1951	19	242
1959	MU	125	18	160	532	1906	140	54	16	731	672	2637	27-11	34-387
	OPP.	110	15	139	462	1522	177	90	8	1007	639	2529	30-18	50-513
1958	MU	164	24	150	533	2031	140	59	18	758	673	2789	14	331
	OPP.	141	--	125	--	1489	149	71	9	839	--	2328	18	439
1957	MU	149	21	125	461	1677	94	36	10	454	555	2131	24	232
	OPP.	157	--	171	--	2803	96	41	10	403	--	3206	17	418
1956	MU	200	29	189	586	2490	166	73	14	958	752	3448	29	443
	OPP.	183	--	--	133	2039	108	44	10	739	--	2778	19	481
1955	MU	92	14	143	442	1055	211	89	17	1216	653	2271	--	396
	OPP.	182	--	140	--	1704	143	68	13	907	--	2611	--	536
1954	MU	198	30	--	443	1599	188	92	11	1399	631	2998	--	--
	OPP.	261	--	--	--	--	--	--	--	--	--	--	--	--
1953	MU	130	18	--	501	1776	154	68	8	1034	655	2810	--	--
	OPP.	116	--	--	--	--	--	--	--	--	--	--	--	--
1952	MU	147	21	--	547	1866	229	83	27	1221	776	3087	--	--
	OPP.	159	--	--	--	1862	153	66	17	996	--	2858	--	--
1951	MU	169	25	156	399	1300	284	124	30	1762	683	3062	--	378
	OPP.	292	--	153	--	2537	172	74	6	1030	--	3567	--	723
1950	MU	166	24	165	516	2082	170	78	18	1066	686	3148	--	271
	OPP.	215	--	171	--	2570	185	83	15	1134	--	3704	--	401
1949	MU	264	39	--	--	2401	204	95	9	1459	--	3860	--	--
	OPP.	205	--	--	--	1812	190	84	12	1110	--	2922	--	--

MIZZOU BOWL HISTORY (16-20)

Date	Bowl	Site	Result	Attendance
12/25/24	Christmas Festival	Los Angeles, Calif.	Southern California, 20, Missouri 7	47,000
1/1/40	Orange	Miami, Fla.	Georgia Tech 21, Missouri 7	36,500
1/1/42	Sugar	New Orleans, La.	Fordham 2, Missouri 0	72,000
1/1/46	Cotton	Dallas, Texas	Texas 40, Missouri 27	46,000
1/1/49	Gator	Jacksonville, Fla.	Clemson 24, Missouri 23	35,273
1/2/50	Gator	Jacksonville, Fla.	Maryland 20, Missouri 7	22,000
1/1/60	Orange	Miami, Fla.	Georgia 14, Missouri 0	75,280
1/2/61	Orange	Miami, Fla.	Missouri 21, Navy 14	71,218
12/22/62	Bluebonnet	Houston, Texas	Missouri 14, Georgia Tech 10	55,000
1/1/66	Sugar	New Orleans, La.	Missouri 20, Florida 18	67,421
12/28/68	Gator	Jacksonville, Fla.	Missouri 35, Alabama 10	68,001
1/1/70	Orange	Miami, Fla.	Penn State 10, Missouri 3	78,282
12/23/72	Fiesta	Tempe, Ariz.	Arizona State 49, Missouri 35	51,318
12/29/73	Sun	El Paso, Texas	Missouri 34, Auburn 17	30,127
12/23/78	Liberty	Memphis, Tenn.	Missouri 20, LSU 15	53,064
12/29/79	Hall of Fame	Birmingham, Ala.	Missouri 24, South Carolina 14	62,785
12/27/80	Liberty	Memphis, Tenn.	Purdue 28, Missouri 25	53,667
12/19/81	Tangerine	Orlando, Fla.	Missouri 19, Southern Miss 17	50,450
12/23/83	Holiday	San Diego, Calif.	Brigham Young 21, Missouri 17	51,480
12/29/97	Holiday	San Diego, Calif.	Colorado State 35, Missouri 24	50,761
12/26/98	Insight.com	Tucson, Ariz.	Missouri 34, West Virginia 31	36,147
12/31/03	Independence	Shreveport, La.	Arkansas 27, Missouri 14	49,625
12/30/05	Independence	Shreveport, La.	Missouri 38, South Carolina	41,332
12/29/06	Sun	El Paso, Texas	Oregon State 39, Missouri 38	48,732
1/1/08	Cotton	Dallas, Texas	Missouri 38, Arkansas 7	73,114
12/29/08	Alamo	San Antonio, Texas	Missouri 30, Northwestern 23 (OT)	55,986
12/31/09	Texas	Houston, Texas	Navy 35, Missouri 13	69,441
12/28/10	Insight	Tempe, Ariz.	Iowa 27, Missouri 24	53,453
12/26/11	Independence	Shreveport, La.	Missouri 41, North Carolina 24	41,728
1/3/14	Cotton	Arlington, Texas	Missouri 41, Oklahoma State 31	72,690
1/1/15	Citrus	Orlando, Fla.	Missouri 33, Minnesota 17	48,624
12/27/17	Texas	Houston, Texas	Texas 33, Missouri 16	67,820
12/31/18	Liberty	Memphis, Tenn.	Oklahoma State 38, Missouri 33	51,587
12/30/20	Music City	Nashville, Tenn.	cancelled due to COVID-19	--
12/22/21	Armed Forces	Fort Worth, Texas	Army West Point 24, Missouri 22	34,888
12/23/22	Gasparilla	Tampa, Fla.	Wake Forest 27, Missouri 17	34,370
12/29/23	Cotton	Arlington, Texas	Missouri 14, Ohio State 3	70,114

BOWL GAME MOST VALUABLE PLAYERS

Year	Bowl	Tiger, Position	Year	Bowl	Player, Position
1946	Cotton	Jim Kekeris, T/FB/K	2011	Independence	James Franklin, QB
1962	Bluebonnet	Bill Tobin, HB	2014	Cotton	Andrew Wilson, LB
		Conrad Hitchler, E			Henry Josey, TB
1968	Gator	Terry McMillan, QB	2015	Citrus	Andrew Wilson, LB
1972	Fiesta	Mike Fink, HB	2021	Armed Forces	Markus Golden, DE
1973	Sun	Ray Bybee, FB	2023	Cotton	Brady Cook, QB
		John Kelsey, TE			Brady Cook, QB
1978	Liberty	James Wilder, TB			Johnny Walker Jr., DE
1979	Hall of Fame	Phil Bradley, QB			
1981	Tangerine	Jeff Gaylord, DT			
1983	Holiday	Bobby Bell, DE			
1998	Insight.com	Julian Jones, CB			
		Jeff Marriott, NT			
2005	Independence	Brad Smith, QB			
		Marcus King, CB			
2006	Sun Bowl	Xzavie Jackson, DE			
		Jeff Wolfert, PK			
2008	Cotton	Tony Temple, TB			
		William Moore, S			
2008	Alamo	Jeremy Maclin, WR			
		Sean Weatherspoon, LB			

MIZZOU BOWL GAME RECORDS

TEAM RECORDS

MOST POINTS SCORED

QUARTER: 28 vs. Auburn, 1973 Sun (2nd)

HALF: 31 vs. North Carolina, 2011 Independence (1st)

GAME: 41 vs. North Carolina, 2011 Independence; 41 vs. Oklahoma State, 2014 Cotton

FEWEST POINTS SCORED: 0 vs. Fordham, 1942 Sugar; 0 vs. Georgia, 1960 Orange

GREATEST MARGIN OF VICTORY: 31 vs. Arkansas, 2008 Cotton (MU 38, Arkansas 7)

GREATEST MARGIN OF DEFEAT: 22, vs. Navy, 2009 Texas (Navy 35, Missouri 13)

MOST TDS: 5, eight times – Most recently vs. Oklahoma State, 2014 Cotton

RUSHING

MOST CARRIES: 71 vs. Auburn, 1973 Sun

MOST YARDS GAINED: 402 vs. Alabama, 1968 Gator

MOST TDS: 4 vs. Alabama, 1968 Gator & vs. Arkansas, 2008 Cotton

PASSING

MOST ATTEMPTS: 57 vs. Iowa, 2010 Insight (41 comp.)

MOST COMPLETIONS: 41 vs. Iowa, 2010 Insight (57 att.)

MOST INTERCEPTIONS THROWN: 7 vs. Penn State, 1970 Orange

MOST YARDS GAINED: 434 vs. Iowa, 2010 Insight

MOST TOUCHDOWN PASSES: 3 vs. Auburn, 1973 Sun & vs. Oregon State, 2006 Sun

TOTAL OFFENSE

MOST OFF. PLAYS: 91 vs. Oklahoma State, 2014 Cotton

MOST FIRST DOWNS: 32 vs. Iowa, 2010 Insight

FEWEST FIRST DOWNS: 8 vs. Fordham, 1942 Sugar

MOST YARDS GAINED: 561 vs. Oregon State, 2006 Sun

TURNOVERS

MOST FUMBLES REC.: 4, vs. Auburn, 1973 Sun & vs. Arkansas, 2008 Cotton

MOST FUMBLES COMMITTED: 5 vs. Navy, 1961 Orange (lost 3); 5 vs. Maryland, 1950 Gator (lost 5)

MOST FUMBLES LOST: 5 vs. Maryland, 1950 Gator (of 5)

MOST PASSES INTERCEPTED: 4, three times. Most recently vs. LSU, 1978 Liberty

PENALTIES

MOST TIMES PENALIZED: 9, vs. Texas, 2017 Texas; 9 vs. Wake Forest, 2022 Gasparilla

FEWEST TIMES PENALIZED: 0, vs. Navy, 2009 Texas

MOST YARDS PENALIZED: 87 vs. South Carolina, 2005 Independence

MOST YARDS PENALIZED, OPPONENT: 100, Oklahoma State, 2014 Cotton

FEWEST YARDS PENALIZED: 0 vs. Navy, 2009 Texas

FEWEST YARDS PENALIZED, OPPONENT: 4, Navy, 1961 Orange

INDIVIDUAL RECORDS

SCORING

MOST POINTS SCORED: 24, Tony Temple vs. Arkansas, 2008 Cotton

MOST PTS SCORED BY KICKING: 13, Bob Lucchesi vs. Southern Miss, 1981 Tangerine (4 FGs, 1 PAT)

MOST TDS SCORED: 4, Tony Temple vs. Arkansas, 2008 Cotton (all rushing)

MOST PATS SCORED: 5, Bill Sangster vs. Alabama, 1968 Gator; Adam Crossett vs. South Carolina, 2005 Independence; Jeff Wolfert vs. Oregon State, 2006 Sun; Jeff Wolfert vs. Arkansas, 2008 Cotton; Trey Barrow vs. North Carolina, 2011 Independence; Andrew Baggett vs. Oklahoma State, 2014 Cotton

MOST FIELD GOALS MADE: 4, Bob Lucchesi vs. Southern Mississippi, 1981 Tangerine

RUSHING

MOST CARRIES: 31, Devin West vs. West Virginia, 1998 Insight.com

MOST NET YARDS GAINED: 281, Tony Temple vs. Arkansas, 2008 Cotton

MOST TDS SCORED RUSHING: 4, Tony Temple vs. Arkansas, 2008 Cotton

PASSING

MOST PASS ATTEMPTS: 57, Blaine Gabbert vs. Iowa, 2010 Insight (41 completions)

MOST PASSES COMPLETED: 41, Blaine Gabbert vs. Iowa, 2010 Insight (57 attempts)

MOST YARDS GAINED: 434, Blaine Gabbert vs. Iowa, 2010 Insight

MOST TOUCHDOWN PASSES: 2, John Cherry vs. Arizona State, 1972 Fiesta; 2, Ray Smith vs. Auburn, 1973 Sun; 2, Chase Daniel vs. Oregon State, 2006 Sun; 2, Chase Daniel vs. Northwestern, 2008 Alamo; 2, James Franklin vs. North Carolina, 2011 Independence; 2, Maty Mauk vs. Minnesota, 2015 Citrus

TOTAL OFFENSE

MOST PLAYS RUN: 70, Blaine Gabbert vs. Iowa, 2010 Insight

MOST YARDS GAINED: 432, Brad Smith vs. South Carolina, 2005 Independence

MOST TDS RESPONSIBLE FOR: 4, Brad Smith vs. South Carolina, 2005 Independence (scored 3)

RECEIVING

MOST PASSES CAUGHT: 15, T.J. Moe vs. Iowa, 2010 Insight

MOST YARDS GAINED: 152, T.J. Moe vs. Iowa, 2010 Insight

MOST TOUCHDOWN PASSES CAUGHT: 2, Chuck Link vs. Arizona State, 1972 Fiesta; 2, John Kelsey vs. Auburn, 1973 Sun; 2, Bud Sasser vs. Minnesota, 2015 Citrus

PUNTING

MOST PUNTS: 8, Corey Fatony vs. Texas, 2017 Texas; 8, Riley Williams vs. Ohio State, 2023 Cotton

MOST YARDS PUNTING: 344, Corey Fatony vs. Texas, 2017 Texas

HIGHEST AVERAGE PER PUNT: 45.8, Adam Crossett vs. South Carolina, 2005 Independence

LONGEST PLAYS

RUSH: 78 yards, Russell Hansbrough vs. Minnesota, 2015, Citrus

PASS: 79 yards (TD), Drew Lock to Johnathon Johnson vs. Texas, 2017 Texas

KICKOFF RETURN: 100 yards (TD), Mike Fink vs. Arizona State, 1972 Fiesta

PUNT RETURN: 75 yards (TD), Jeremy Maclin vs. Northwestern, 2008 Alamo

INTERCEPTION RETURN: 99 yards (TD), Marcus King vs. South Carolina, 2005 Independence

BLOCKED FIELD GOAL RETURN: 70 yards (TD), Carlos Posey vs. West Virginia, 1998 Insight.com

FIELD GOAL: 50 yards, Adam Crossett vs. South Carolina, 2005 Independence

PUNT: 61 yards, Vince Sebo vs. Colorado State, 1997 Holiday

OPPONENT TEAM RECORDS

MOST POINTS SCORED

QUARTER: 21, Arizona State, 1972 Fiesta (4th); South Carolina, 2005 Independence (1st)

HALF: 28, Arizona State, 1972 Fiesta (1st); West Virginia, 1998 Insight.com (2nd); South Carolina, 2005 Independence (1st)

GAME: 49, Arizona State, 1972 Fiesta Bowl

MOST FIRST DOWNS: 30, Oregon State, 2006 Sun

RUSHING YARDS: 452, Arizona State, 1972 Fiesta

PASSING YARDS: 452, West Virginia, 1998 Insight.com

TOTAL OFFENSE: 718, Arizona State, 1972 Fiesta (452 rushing, 266 passing)

PASS ATTEMPTS: 57, Oklahoma State, 2014 Cotton

PASS COMPLETIONS: 35, West Virginia, 1998 Insight.com

TD PASSES: 4, Purdue, 1980 Liberty; West Virginia, 1998 Insight.com; Oregon State, 2006 Sun

PASSES INTERCEPTED: 7, Penn State, 1970 Orange

OPPONENT INDIVIDUAL RECORDS

MOST POINTS SCORED: 28, Bobby Layne, Texas, 1946 Cotton (4 TDs, 4 PATs)

MOST TDS: 4, Bobby Layne, Texas, 1946 Cotton; 4, Woody Green, Arizona State, 1972 Fiesta

MOST EXTRA POINTS: 7, Juan Cruz, Arizona State, 1972 Fiesta

TOTAL OFFENSE: 429 yards, Clint Chelf, Oklahoma State, 2014 Cotton

TOTAL CARRIES: 33, Marcus Coker, Iowa, 2010 Insight

RUSHING YARDS: 219, Marcus Coker, Iowa, 2010 Insight

PASSING YARDS: 429 yards, Marc Bulger, West Virginia, 1998 Insight.com

PASS ATTEMPTS: 57, Clint Chelf, Oklahoma State, 2014 Cotton

PASS COMPLETIONS: 34, Marc Bulger, West Virginia, 1998 Insight.com

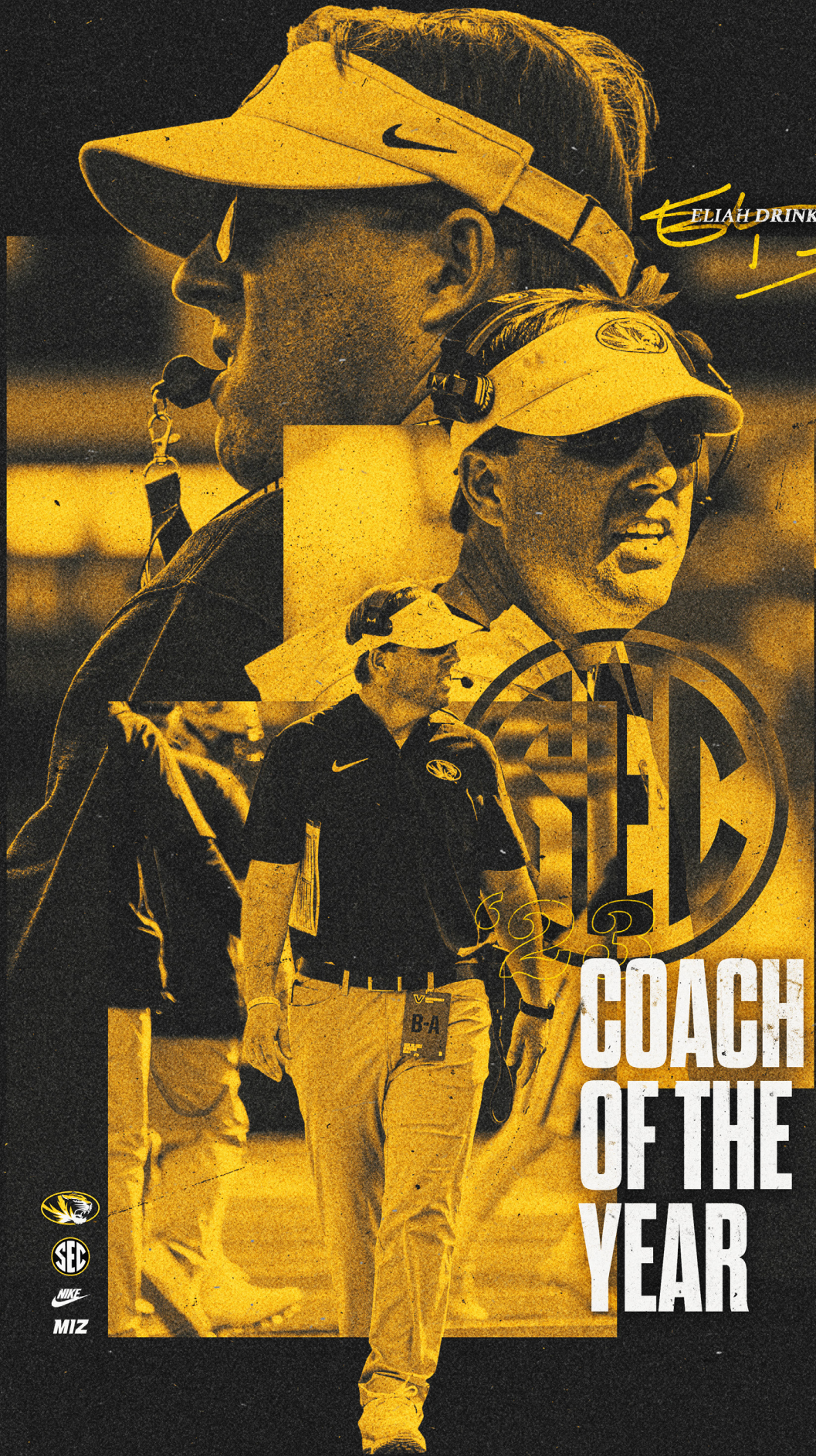
TD PASSES: 4, Mark Hermann, Purdue, 1980 Liberty; Marc Bulger, West Virginia, 1998 Insight.com; Matt Moore, Oregon State, 2006 Sun

PASS RECEPTIONS: 12, Sydney Rice, South Carolina, 2005 Independence

RECEPTION YARDAGE: 191, Sydney Rice, South Carolina, 2005 Independence

TD RECEPTIONS: 2, six times. Most recently by Taylor Morin, Wake Forest, 2022 Gasparilla

FIELD GOALS: 4, Chris Balseiro, Arkansas, 2003 Independence



Eliah Drinkwitz
ELIAH DRINKWITZ



2023
**COACH
OF THE
YEAR**



01
02
03
04
05
06
07
08
09
10
11
12
13
14
15
16
17
18
19
20
21
22
23
24
25
26
27
28
29
30
31
32
33
34
35
36
37
38
39
40
41
42
43
44
45
46
47
48
49
50
51
52
53
54
55
56
57
58
59
60
61
62
63
64
65
66
67
68
69
70
71
72
73
74
75
76
77
78
79
80
81
82
83
84
85
86
87
88
89
90
91
92
93
94
95
96
97
98
99
100

01
02
03
04
05
06
07
08
09
10
11
12
13
14
15
16
17
18
19
20
21
22
23
24
25
26
27
28
29
30
31
32
33
34
35
36
37
38
39
40
41
42
43
44
45
46
47
48
49
50
51
52
53
54
55
56
57
58
59
60
61
62
63
64
65
66
67
68
69
70
71
72
73
74
75
76
77
78
79
80
81
82
83
84
85
86
87
88
89
90
91
92
93
94
95
96
97
98
99
100

2024  SCHEDULE


VS. MURRAY STATE
08.29


VS. BUFFALO
09.07


VS. BOSTON COLLEGE
09.14


VS. VANDERBILT
09.21


AT TEXAS A&M
10.05


AT UMASS
10.12


VS. AUBURN
10.19


AT ALABAMA
10.26


VS. OKLAHOMA
11.09


AT SOUTH CAROLINA
11.16


AT MISSISSIPPI ST.
11.23


VS. ARKANSAS
11.30

 HOME
 AWAY

