



SCHEDULE

DATE	OPPONENT	RESULT / TIME (CT)
NFCA Division I Leadoff Classic (5-0)		
Feb. 9	13/16 Utah	W, 4-3
Feb. 9	NC State	W, 13-0 - 5 Innings
Feb. 10	Liberty	W, 10-1 - 5 Innings
Feb. 10	South Alabama	W, 6-3
Feb. 11	5/7 Clemson	W, 4-1
Tracy Beard College Classic (5-0)		
Feb. 16	Texas A&M - Commerce	W, 1-0
Feb. 16	South Dakota State	W, 4-3
Feb. 17	South Dakota State	W, 7-1
Feb. 17	North Texas	W, 10-0
Feb. 18	North Texas	W, 11-2 - 5 Innings
Mary Nutter Collegiate Classic (3-2)		
Feb. 22	San Diego State	L, 3-2
Feb. 22	Wisconsin	W, 3-2
Feb. 23	Central Florida	W, 5-1
Feb. 23	California State Fullerton	W, 3-0
Feb. 24	22 Baylor	L, 5-4
Big Red Invitational (4-0)		
March 2	Wichita State	W, 13-3 - 5 Innings
March 2	Nebraska	W, 10-6
March 3	Wichita State	W, 8-2
March 3	Nebraska	W, 5-1
March 6	Kansas City	W, 3-0
MARCH 8	25/25 AUBURN*	W, 5-2
MARCH 9	25/25 AUBURN*	W, 5-0
MARCH 10	25/25 AUBURN*	L, 4-0
March 13	Illinois	W, 5-4
March 13	Illinois	W, 10-2 - 5 Innings
March 15	8/9 Tennessee*	L, 9-0 - 5 Innings
March 16	8/9 Tennessee*	L, 8-2
March 17	8/9 Tennessee*	L, 4-0
March 20	Kansas	W, 3-2
MARCH 22	2/3 LSU*	W, 10-9
MARCH 23	2/3 LSU*	W, 3-2
MARCH 24	2/3 LSU*	L, 4-3
March 26	Fordham	W, 20-0 - 5 Innings
March 26	Hofstra	W, 2-1 - 9 Innings
March 28	George Mason	W, 11-2 - 6 Innings
March 30	Villanova	W, 7-0
APRIL 3	SEMO	L, 1-0
April 5	19 Arkansas*	L, 5-2
April 6	19 Arkansas*	W, 12-3 - 5 Innings
April 7	19 Arkansas*	L, 4-1
April 10	Drake	W, 6-3
APRIL 12	9 FLORIDA*	W, 6-3
APRIL 13	9 FLORIDA*	W, 5-2
APRIL 14	9 FLORIDA*	L, 3-1
APRIL 17	SIUE	W, 4-1
April 19	9 Georgia*	W, 4-2
April 20	9 Georgia*	L, 4-2
April 21	9 Georgia*	L, 4-2
APRIL 27	18 MISSISSIPPI STATE*	W, 4-0
APRIL 28	18 MISSISSIPPI STATE*	W, 4-1
APRIL 29	18 MISSISSIPPI STATE*	L, 3-2
May 3	RV South Carolina*	W, 2-0
May 4	RV South Carolina*	W, 4-2
May 5	RV South Carolina*	W, 5-2 - 10 Innings

2024 SEC SOFTBALL TOURNAMENT		Auburn, Ala.
May 8	No. 13 Seed Ole Miss	W, 3-1
May 10	No. 4 Seed Arkansas	W, 3-1
May 10	No. 8 Seed LSU	W, 2-1 - 8 Innings
May 11	No. 2 Seed Florida	L, 6-1

2024 NCAA COLUMBIA REGIONAL	Columbia, Mo.
May 17	OMAHA 4:30 p.m.

NCAA COLUMBIA REGIONAL



#7 NATIONAL SEED MIZZOU TIGERS

Record _____ 43-15 (13-11 SEC)

Head Coach Larissa Anderson (6th Season)

Career Record 342-185-1 (10 Seasons)



INDIANA HOOSIERS

Record _____ 40-18

Head Coach Shonda Stanton (7th Season)

Career Record 797-592-2 (26 Seasons)



#13/15 WASHINGTON HUSKIES

Record _____ 31-13

Head Coach Heather Tarr (20th Season)

Career Record 819-311-1 (20th Season)



OMAHA MAVERICKS

Record _____ 41-13

Head Coach _____ Mike Heard (Third Season)

Career Record 258-140 (9th Season)

GAME NOTES

NO. 7 SEEDED SOFTBALL TO HOST 2024 NCAA COLUMBIA REGIONAL THIS WEEKEND

- The No. 7 seed University of Missouri softball team (43-15) will host the 2024 NCAA Columbia Regional this weekend at the Mizzou Softball Stadium.
- After making a run to the championship game of the 2024 SEC Tournament, the Tigers earned the No. 7 overall national seed and will welcome Washington, Indiana, and Omaha.
- Mizzou will open the Regional Friday against Omaha at 4:30 p.m., CT, after Indiana and Washington face off at 2 p.m., CT.
- This weekend's Regional will be broadcasted on ESPN+ with Chuckie Kempf and Monica Abbott on the call.
- Mizzou will host a Regional for the third time in four seasons as the Tigers last hosted in 2022. Overall, Missouri will compete in its 17th-straight NCAA Tournament (27 total regional appearances) this season.
- The Tigers will look to reach the Women's College World Series for the seventh time in program history. Mizzou's last appearance came in 2011 when the Tigers were No. 9 overall seed.
- Mizzou was ranked 10th in the USA Today/NFCA Coaches Poll and ninth in the ESPN.com/USA Softball Poll this week. Mizzou first appeared in the National Polls following week one on Feb. 13. The Tigers are also sixth in RPI and 11th for toughest schedule.
- Missouri ranked fourth in the NCAA in 2024 with an average attendance of 2,520. Mizzou has sent the single-game attendance record and single-weekend attendance record twice this season including most recently against Florida (9,565 weekend attendance, April 12-14, 3,607 single game, April 13).

OMAHA SERIES HISTORY

- Mizzou leads the all-time series with Omaha, 2-0.
- The Tigers last faced Omaha April 11, 2018, earning a 6-0 win.
- In the meeting prior, Mizzou overcame the Mavericks, 7-4, on April 19, 2017.
- Former Mizzou first baseman Emma Raabe (2019-22) is an assistant coach for Omaha. Raabe appeared in 167 games (138 starts) with Mizzou. She posted a career year with 11 doubles, nine home runs and 33 RBI while batting .269 with 28 walks for an OBP of .400 as a junior in 2021.

* Southeastern Conference

BOLD denotes home game at the Mizzou Softball Stadium



NO.	NAME	POS.	HT.	YR.	B/T	HOMETOWN / PREVIOUS SCHOOL
1	Maddie Gallagher	INF	5-5	Sr.	L/R	Port Washington, N.Y. / South Carolina / Paul D. Schreiber HS
2	Madison Walker	INF	5-10	Fr.	R/R	Olathe, Kan. / Olathe West HS
3	Jenna Laird	SS	5-7	Sr.	L/R	East Meadow, N.Y. / East Meadow HS
4	Danielle Blackstun	OF	5-4	Fr.	L/R	O'Fallon, Mo. / Fort Zumwalt West HS
6	Mya Dodge	OF	5-6	Jr.	R/R	Hiawatha, Iowa / Northern Iowa / Cedar Rapids Kennedy HS
7	Stefania Abruscato	C/OF	5-7	Fr.	L/R	Smithtown, N.Y. / Hauppauge HS
8	Claire Cahalan	OF	5-1	Fr.	L/R	Columbus, Ga. / Northside HS
10	Marissa McCann	RHP	5-10	Fr.	R/R	Surprise, Ariz. / Willow Canyon HS
11	Julia Crenshaw	C/INF	5-9	Jr.	R/R	O'Fallon, Mo. / Fort Zumwalt West HS
12	Katie Chester	1B/3B	5-9	So.	R/R	Liberty, Mo. / Liberty North HS
14	Nathalie Touchet	RHP	5-8	Fr.	R/R	Aledo, Texas / Aledo HS
16	Adi Koller	INF	5-7	Fr.	L/R	Texarkana, Texas / Pleasant Grove HS
17	Cierra Harrison	RHP	5-2	So.	R/R	Lee's Summit, Mo. / Lee's Summit North HS
19	Kara Daly	3B	6-0	Jr.	R/R	Jefferson City, Mo. / Jefferson City HS
22	Lilly Whitten	RHP	5-8	So.	R/R	Tunas, Mo. / Skyline HS
24	Laurin Krings	RHP	5-8	Sr.	R/R	Loveland, Colo. / Loveland HS
25	Alex Honnold	OF	5-8	Sr.	L/R	West Des Moines, Iowa / Valley HS
28	Chantice Phillips	OF	5-6	Sr.	R/R	Kansas City, Mo. / Park Hill South HS
30	Jayci Kruse	RHP	5-8	Jr.	R/R	Coto de Caza, Calif. / Santa Margarita Catholic HS
36	Abby Hay	C/1B	5-11	Fr.	R/R	Columbia, Mo. / Rock Bridge HS
78	Taylor Pannell	LHP	5-5	So.	L/L	Lee's Summit, Mo. / Lee's Summit West HS
99	Kayley Lenger	UT	5-6	So.	R/R	Liberty, Mo. / Liberty North HS

2024 MIZZOU SOFTBALL COACHING STAFF

Head Coach: Larissa Anderson (Gannon, '97), Sixth Season

Associate Head Coach: Sara Marino (Hofstra, '11), Sixth Season

Assistant Coach: Jeff Cottrill (Southwestern College, '08), Second Season

Assistant Coach: Molly Jacobsen McCargar (Ole Miss, '20), First Season

Director of Softball Operations: Tim Dold

Director of Player Development / Director of Camps: Alivia Forshey

Graduate Assistants: Mary Haff and Jaycee Ruberti

Athletic Performance: Brad Ruhanen

Athletic Trainer: Alyssa Macias

Student Managers: Bailey Burns, Emma Stanoch, Jared Palefsky, Camryn Payne, Addison Banse, Luke Harmon, Leyton Spencer

Pronunciation Guide

Danielle Blackstun: BLACK-STUN

Stefania Abruscato: Stufawniya Abra-scotto

Claire Cahalan: CaHAILYNN

Nathalie Touchet: tou·ché

Adi Koller: COE-LER

Taylor Pannell: PUH-Nell

Jayci Kruse: Jay-SEE Kru-ZEE

Chantice Phillips: Shawn-tese

Alex Honnold: haa·nowld, Like the Professional Rock Climber with the same name



2024 TV/RADIO ROSTER

2024 MISSOURI SOFTBALL



**MADDIE
GALLAGHER**

Sr. / 5-5 / INF
Port Washington, N.Y.



**MADISON
WALKER**

Fr. / 5-10 / INF
Olathe, Kan.




**JENNA
LAIRD**

Sr. / 5-7 / SS
East Meadow, N.Y.



**DANIELLE
BLACKSTUN**

Fr. / 5-4 / OF
O'Fallon, Mo.



**MYA
DODGE**

Jr. / 5-6 / OF
Hiawatha, Iowa



**STEFANIA
ABRUSCATO**

Fr. / 5-7 / C/OF
Smithtown, N.Y.



**CLAIRE
CAHALAN**

Fr. / 5-1 / OF
Columbus, Ga.



**MARISSA
MCCANN**

Fr. / 5-10 / RHP
Surprise, Ariz.



**JULIA
CRENSHAW**

Jr. / 5-9 / C/INF
O'Fallon, Mo.



**KATIE
CHESTER**

So. / 5-9 / 1B/3B
Liberty, Mo.



**NATHALIE
TOUCHET**

Fr. / 5-8 / RHP
Aledo, Texas



**ADI
KOLLER**

Fr. / 5-7 / INF
Texarkana, Texas



**CIERRA
HARRISON**

So. / 5-2 / RHP
Lee's Summit, Mo.



**KARA
DALY**

Jr. / 6-0 / 3B
Jefferson City, Mo.



**LILLY
WHITTEN**

So. / 5-8 / RHP
Tunas, Mo.



**LAURIN
KRINGS**

Sr. / 5-8 / RHP
Loveland, Colo.



**ALEX
HONNOLD**

Sr. / 5-8 / OF
West Des Moines, Iowa



**CHANTICE
PHILLIPS**

Sr. / 5-6 / OF
Kansas City, Mo.



**JAYCI
KRUSE**

Jr. / 5-8 / RHP
Coto de Caza, Calif.




**ABBY
HAY**

Fr. / 5-11 / C/1B
Columbia, Mo.



**TAYLOR
PANNELL**

So. / 5-5 / LHP
Lee's Summit, Mo.



**KAYLEY
LENGER**

So. / 5-6 / UT
Liberty, Mo.



**LARISSA
ANDERSON**

Head Coach
Sixth Season



**SARA
MARINO**

Associate Head Coach
Sixth Season



**JEFF
COTTRILL**

Assistant Coach
Second Season



**MOLLY
JACOBSEN
MCCARGAR**

Assistant Coach
First Season



**TIM
DOLD**

Director of
Softball Operations



**ALIVIA
FORSHEY**

Director of Player
Development /
Director of Camps



**MARY
HAFF**

Graduate Assistant



**JAYCEE
RUBERTI**

Graduate Assistant



TOP 25 POLLS

USA TODAY/NFCA COACHES POLL

No.	Team	Pts.	Record	PreR
1	Texas (24)	791	47-7	1
2	Oklahoma	771	49-6	4
3	Tennessee	713	40-10	2
4	Duke	685	46-6	5
5	Oklahoma State	664	44-10	3
6	UCLA	661	37-10	6
7	Florida	624	46-12	8
8	Stanford	578	43-13	7
9	Texas A&M	519	40-13	9
10	Missouri	512	43-15	11
11	LSU	488	40-15	10
12	Florida State	433	43-14	13
13	Washington	376	31-13	12
14	Georgia	365	39-16	14
15	Virginia Tech	326	38-12-1	15
16	Arkansas	317	36-16	16
17	Arizona	269	34-16-1	18
18	Mississippi State	228	33-18	17
19	Alabama	206	33-17	20
20	Louisiana	197	42-17	21
21	California	180	36-17	19
22	Boston University	155	52-4-1	22
23	Clemson	113	34-17	23
24	Miami	72	48-7	RV
25	Texas State	63	45-13	RV

New to Poll: No. 24 Miami, No. 25 Texas State

Dropped Out: No. 24 Oregon, No. 25 Northwestern

Receiving Votes: Northwestern (31), Oregon (29), Kentucky (12), South Carolina (11), Grand Canyon (7), Baylor (2), Utah (2).

ESPN.COM/USA SOFTBALL POLL

No.	Team (CONF)	Record	Points	PreR
1	Texas (23)(23-4)	47-7	623	1
2	Oklahoma (2)(22-5)	49-6	601	4
3	Tennessee (19-5)	40-10	570	3
4	Oklahoma State (21-6)	44-10	537	2
5	Florida (17-7)	46-12	511	7
6	UCLA (17-4)	37-10	496	6
7	Duke (20-4)	47-6	487	5
8	Stanford (17-7)	43-13	443	8
9	Missouri (13-11)	43-15	422	12
10	LSU (12-12)	40-15	412	9
11	Arkansas (14-10)	36-16	340	13
12	Texas A&M (15-9)	40-13	339	10
13	Georgia (12-12)	39-16	323	14
14	Florida State (19-5)	43-14	285	16
15	Washington (13-10)	31-13	277	11
16	Louisiana (22-2)	42-17	224	18
17	Virginia Tech (18-6)	39-12-1	214	15
18	Alabama (10-14)	33-17	196	20
19	Arizona (13-11)	34-16-1	179	19
20	Mississippi State(12-12)	33-18	175	17
21	Clemson (15-9)	34-17	112	21
22	Oregon (13-10)	28-19	92	22
23	Miami-OH (26-1)	48-7	62	24
24	Texas State (18-6)	45-13	49	25
25	Northwestern (19-3)	33-11	48	23

Dropped Out: Kentucky
New to Poll: Texas State

Others receiving votes: California (28), Boston U (25), Kentucky (24), South Carolina (18), Auburn (15), Michigan (10), Baylor (9), Charlotte (9), UCF (2)

REST OF COLUMBIA REGIONAL SERIES

HISTORY

- Washington leads the all-time series against Mizzou 8-6.
- Head coach Larissa Anderson 1-1 in her career against the Huskies.
- The two teams last faced off in 2022, with Mizzou run-ruling the No. 5 ranked Huskies, 10-0, at the Mary Nutter Collegiate Classic in Cathedral City, California.
- Mizzou Hall of Famer Teresa Wilson coached Washington from 1993-2003 (532-198-1 (.728).
- Mizzou holds a 10-5 lead in the all-time series with Indiana.
- Missouri last faced the Hoosiers, March 18, 2001, a 4-2 Tigers win.

NCAA TOURNAMENT HISTORY

- Mizzou will host a Regional for the third time in four seasons as the Tigers last hosted in 2022. It will mark the 13th Regional in Columbia for Missouri.
- Overall, Missouri will compete in its 17th-straight NCAA Tournament (27 total regional appearances) this season. The Tigers are 54-32 in Regionals.
- Mizzou went to the 2023 NCAA Norman Regional, going 1-2 with a win over California.
- Mizzou last hosted Regionals in 2022, going 2-2 in a field against Missouri State and Arizona.
- The Tigers last advanced through their home Regionals in 2021, going 3-0. That season the Tigers fell to James Madison in Super Regionals.
- The Tigers will look to reach the Women's College World Series for the seventh time in program history. Mizzou's last appearance came in 2011 when the Tigers were No. 9 overall seed.
- Head coach Larissa Anderson will appear in her fifth Regional at Mizzou (third time hosting at MU). She is 9-6 in Regionals with the Tigers. Overall, it will be Anderson's seventh career Regional.

ALL-SEC TIGERS

ALL-TOURNAMENT TEAM

- Seniors Maddie Gallagher, Laurin Krings, and Jenna Laird were named to the 2024 SEC All-Tournament Team.
- For Laird and Krings, it marked their second career appearance on the All-Tournament Team as the duo also appeared on the list in 2022. The honor marked the first career postseason SEC (playing) honor for Gallagher.
- Laird has now earned eight SEC postseason honors (four-time All-SEC player) while it was the second career postseason SEC honor for Krings who was also named to the 2024 SEC All-Defensive Team.
- Laird led Mizzou at the 2024 SEC Tournament, batting .429 with four runs, two doubles, two stolen bases and a .571 slugging percentage.
- Gallagher chipped in three RBI with two runs, a double and a homer while slugging .583. She was also named to the 2024 SEC Community Service Team.
- Krings went 1-1 over three starts (12.2 innings), striking out three with a 1.66 ERA.

ALL-SEC SECOND TEAM

- Jenna Laird, Alex Honnold and Abby Hay were named to the All-SEC Second Team.
- Laird was named to her third-straight All-SEC Second Team (four-time All-SEC player). The Tigers leadoff hitter from East Meadow, New York, hit .282 during the SEC season, with 22 hits, 14 runs, eight RBI, four doubles and five stolen bases.
- Honnold was selected to her second-straight All-SEC Second Team. She was second on Mizzou during conference play, hitting .288 with 21 hits, 13 runs, 11 RBI, five doubles and two homers. She also compiled a .438 slugging percentage (.376 on-base percentage) with six stolen bases.
- Hay, a freshman from Columbia, Missouri, was named to her first career All-SEC Team. She paced the Tigers in SEC play, batting .318 with 14 hits, nine RBI, six runs and three home runs. Hay also slugged .591 (.423 on-base percentage).



RECORD WHEN

2024	43-15
Day Game	35-12
Night Game	8-3
vs. Right-Handed Starters	34-14
vs. Left-Handed Starters	9-1
Home Games	9-5
Away Games	17-7
Neutral-Site Games	17-3
SEC Games	13-11
Non-Conference Games	30-4
1-Run Games	10-5
2-Run Games	5-3
5+ Run Games	13-3
Extra Innings	3-0
Shutouts	10-4
vs. Top 25	12-12
When Mizzou Scores...	
0-2 Runs	4-13
3-5 Runs	22-2
6-9 Runs	6-0
10+ Runs	11-0
When Opponent Scores...	
0-2 Runs	33-1
3-5 Runs	8-11
6-9 Runs	2-3
10+ Runs	0-0
Scores in First Inning	20-2
Opp. Scores in First Inning	7-5
Scores First	36-3
Opp. Scores First	7-12
After Four Innings	
Leading	33-3
Trailing	3-11
Tied	7-1
After Five Innings	
Leading	26-3
Trailing	4-11
Tied	6-0
After Six Innings	
Leading	28-1
Trailing	1-12
Tied	6-1
Home Runs Hit	
0	21-9
1	16-5
2+	6-1
Opponent Home Runs Hit	
0	26-4
1	16-5
2+	3-7
Errors Committed	
0	21-4
1	17-4
2+	5-7
Opponent Errors Committed	
0	15-9
1	10-4
2+	18-2
Out-Hit Opponent	29-2
Out-Hit by Opponent	9-11
Hits are tied	5-2

• Hay is the third member of her family to receive all-conference honors at Mizzou as her father, John Hay, was an All-Big Eight catcher on the baseball team, and her mother, Amy [Smethers] Hay, was a three-time All-Big Eight golfer.

SEC ALL-DEFENSIVE TEAM

• Pitcher Laurin Krings and right fielder Kayley Lenger nabbed spots on the SEC All-Defensive Team. It marked their first career SEC All-Defensive Teams.

• Krings, a senior pitcher from Loveland, Colorado, registered a 1.000 fielding percentage in SEC play (22 assists, three putouts, zero errors).

• Lenger, a sophomore right fielder from Liberty, Missouri, posted a fielding percentage of 1.000 during SEC play this season (45 putouts, zero errors).

• With the trio of All-SEC Second Team performers, Missouri's five selections are the most All-SEC selections (Second Team and All-Defensive) since eight in 2021 (also had three All-SEC selections and two SEC All-Defensive Team picks that season).

1500 PROGRAM WINS

• Mizzou is three wins away from 1,500 in program history (1497-815, 42 seasons).

• The Tigers will become the 15th program in NCAA history to reach 1,500 wins.

• Missouri will also become the second SEC school to reach 1,500 wins after Texas A&M (1,890 wins).

2024 SEC TOURNAMENT RECAP

• Mizzou went 3-1 at the 2024 SEC Tournament, advancing to the Championship Final.

• The Tigers opened their stay at Auburn, Alabama, with a 3-1 win over Ole Miss on Wednesday. Laurin Krings was efficient in the circle, allowing just one earned run on three hits to go with a walk on 79 pitches.

• Leadoff batter Jenna Laird paced the Tigers at the dish, going 2-for-3 with a run, a walk, and a stolen base against Ole Miss.

• Alex Honnold notched with a two-run double to right center before an RBI base hit from Abby Hay. The double marked Honnold's 21st of the season as she continues to improve on the Mizzou single-season record.

• Mizzou secured a spot in the 2024 SEC Tournament Semifinals Friday, edging fourth seeded No. 16/13 Arkansas, 3-1.

• Jenna Laird paced Mizzou at the plate with a 2-for-4 outing with two runs, a double and an RBI.

• Cierra Harrison pitched five innings for the win, allowing just one earned run on four hits with a pair of strikeouts. She improved to 14-3 in 2024.

• Harrison was relieved for Marissa McCann in the bottom of the sixth with two on and no outs. After letting up a single to load the bases, McCann retired the Razorbacks with an infield fly before consecutive strikeouts to deny the threat.

• Closer Taylor Pannell finished the job, picking up her NCAA-leading 14th save of the season. She is one save away from tying the NCAA single-season record.



PROJECTED STARTERS

Position Players

C - Julia Crenshaw (Jr.)
 1B - Abby Hay (Fr.)
 2B - Maddie Gallagher (Sr.)
 SS - Jenna Laird (Sr.)
 3B - Kara Daly (Jr.)
 LF - Chantice Phillips (Sr.)
 CF - Alex Honnold (Sr.)
 RF - Kayley Lenger (So.)
 DP - Stefania Abruscato (Fr.)

Key Reserves

LF - Mya Dodge (Jr.)
 OF/PR - Claire Cahalan (Fr.)
 OF/PR - Danielle Blackstun (Fr.)
 DP/PH - Katie Chester, So.
 INF - Adi Koller (Fr.)
 1B - Madison Walker (Fr.)

Pitching Rotation

RHP - Laurin Krings (Sr.)
 RHP - Cierra Harrison (So.)
 RHP - Marissa McCann (Fr.)

LHP - Taylor Pannell (So.) - Closer
 RHP - Nathalie Touchet (Fr.)

RHP - Lilly Whitten (So.)
 LHP - Jayci Kruse (Jr.)

SEC STANDINGS

TEAM	CONF	OVERALL	STRK
Tennessee#	19-5	40-10	L1
Florida	17-7	46-12	W8
Texas A&M	15-9	40-13	L1
Arkansas	14-10	36-16	L2
Missouri	13-11	43-15	L1
LSU	12-12	40-15	L1
Georgia	12-12	39-16	L1
Mississippi State	12-12	33-18	L1
Alabama	10-14	33-17	L1
Auburn	9-15	27-18-1	W1
South Carolina	8-16	34-22	L1
Kentucky	8-16	30-22	L5
Ole Miss	7-17	31-25	L1

SEC AWARDS

2024 SEC COMMUNITY SERVICE TEAM

Maddie Gallagher

2024 ALL-SEC SECOND TEAM

Jenna Laird, Alex Honnold and Abby Hay

2024 SEC ALL-DEFENSIVE TEAM

Pitcher Laurin Krings & Right fielder Kayley Lenger

2024 SEC ALL-TOURNAMENT

Maddie Gallagher, Laurin Krings, and Jenna Laird

SEC PLAYER OF THE WEEK

Abby Hay (April 23)
 Mya Dodge (April 2)

SEC FRESHMAN OF THE WEEK

Stefania Abruscato (April 16)
 Marissa McCann (April 2)
 Marissa McCann (March 26)

• Maddie Gallagher knocked a walk-off sacrifice fly in the eighth inning to propel the fifth seeded Tigers to the 2024 SEC Tournament Championship game, as Mizzou overcame eighth seeded No. 10/9 LSU, 2-1, in extra innings.

• Gallagher was responsible for both of Mizzou's runs Friday, blasted a deep fly to right field to score Laird. Gallagher tallied her team-leading ninth multi-RBI game to help the Tigers walk-off LSU. She blasted her career-best third round tripper of the campaign (five career home runs).

• Taylor Pannell, the NCAA saves leader, closed out the final 1.1 innings for the victory. She improved to 3-1 in 2024 and picked up her second win in her last four appearances.

• Mizzou then fell to second seeded No. 8/7 Florida, 6-1, Saturday afternoon at Jane B. Moore Field in the 2024 SEC Tournament Championship game.

• Julia Crenshaw paced Mizzou Saturday, going 2-for-3 with a double.

• Mizzou made its third SEC Tournament Championship appearance in program history (2024, 2022, 2013) Saturday and second appearance in three seasons.

• Missouri is now 11-10 overall at the SEC Tournament (7-3 in the past three tournaments).

QUICK HITTERS

• The Tigers head into the SEC Tournament with a 43-15 record (13-11 SEC).

• Missouri has surpassed both its overall win (35) total and SEC win total (7) from 2023.

• Mizzou's current winning percentage (.741) currently stands as the program's best in the SEC era. The Tigers' previous best season winning percentage in their SEC era was in 2021 (42-17, .712).

• Overall, Mizzou is one win away from breaking into the top-10 in program history for single-season wins (44, 1988 and 2005). The .741 winning percentage in 2024 ranks 10th overall in the Mizzou record books.

• The Tigers 43 wins in 2024 are the most for head coach Larissa Anderson at Mizzou. Anderson has registered 40-plus wins twice, previously posting a 42-17 record in 2021.

• Missouri's 13 SEC wins in the 2024 campaign are the most since 15 in 2021.

• Mizzou was ranked 10th in the USA Today/NFCA Coaches Poll and ninth in the ESPN.com/USA Softball Poll this week. Mizzou first appeared in the National Polls following week one on Feb. 13.

• Jenna Laird (64 hits, 52 runs, 12 doubles, 18 stolen bases) paces Mizzou with a .350 batting average in the leadoff slot. Laird and Alex Honnold rank sixth in the SEC with 64 hits in 2024. Laird's 18 stolen bases ranks fifth in the SEC.

• Alex Honnold is second on Mizzou, hitting .348 with an SEC-leading, Mizzou-record 21 doubles (sixth in NCAA) in 2024. She also has notched 64 hits, 35 RBI, five homers, two triples for a .565 slugging percentage.

• Freshman Abby Hay is third on Mizzou with a .310 batting average (22 hits, three doubles, three homers, 15 RBI, .507 SLG%).



QUICK FACTS

Location: _____ Columbia, Mo.
 Founded: _____ 1839
 Enrollment: _____ 31,121 (Fall 2021)
 Nickname: _____ Tigers
 Colors: _____ Old Gold and Black
 Stadium: _____ Mizzou Softball Stadium (2,600)
 Conference: _____ Southeastern
 2023 Record: _____ 35-26
 2023 SEC Record (Conf. Finish): _____ 7-17 (13th)
 2023 SEC Tournament: _____ 1-1
 2023 NCAA Tournament: _____ 1-2
 Position Starters Returning / Lost: _____ 7 / 2
 Pitchers Returning / Lost: _____ 5 / 3
 Newcomers: _____ 9

Mizzou Coaching Staff

Head Coach: _____ Larissa Anderson
 Alma Mater: _____ Gannon, 1997
 Missouri Record (6th Season): _____ 212-112 (.654)
 Overall Record: _____ 342-185-1 (.649)
 Associate Head Coach: _____ Sara Marino (Sixth Season)
 Assistant Coach: _____ Jeff Cottrill (Second Season)
 Assistant Coach: Molly Jacobsen McCargar (First Season)
 Director of Softball Operations: Tim Dold
 Director of Player Development / Director of Camps: _____
 _____ Alivia Forshey

Mizzou Administration

President & Chancellor: _____ Dr. Mun Y. Choi
 Director of Athletics: _____ Laird Veatch
 Department Phone: _____ 573-882-6501
 Ticket Office Phone: _____ 573-884-7297

Mizzou Strategic Communications

Softball Contact: _____ Eric Mueller
 Cell Phone: _____ 630-267-5145
 E-Mail: _____ ejmueller@missouri.edu

Tigers On Social Media

Twitter/Instagram: _____ @MizzouSoftball
 Facebook: _____ Facebook.com/MizzouSoftball
 HC Twitter: _____ @CoachLarissaA
 Website: _____ MUTigers.com

- Maddie Gallagher (.301, 46 hits, 36 RBI, 13 doubles) rounds out the four Tigers hitting over .300 in 2024. She ranks seventh in the SEC with 13 doubles.
- Jenna Laird paces Mizzou with 21 multi-hit games while Maddie Gallagher tops the team with nine multi-RBI games.
- Jenna Laird has appeared in 238 consecutive games (all starts) which is a Mizzou program record (Hatti Moore, 236 games, 2018-22).
- Alex Honnold's total career-doubles sits at 50, which is tied for fifth in Mizzou program history with Emily Crane (2013-16).
- Alex Honnold ranks second on the Tigers with 17 multi-hit games. She ranks sixth in the SEC for hits (64).
- Kayley Lenger, Abby Hay, and Julia Crenshaw have reached base in seven-straight games. Maddie Gallagher has reached base in five straight while Jenna Laird is on a four-game hitting streak.
- Laurin Krings has 53 career wins which ranks tenth in Mizzou program history for wins.
- Laurin Krings ranks in the top-10 in Mizzou program history for appearances (129, eighth), innings pitched (562.1, ninth), strikeouts (567, sixth) and wins (53, 10th).
- In 2024, Laurin Krings ranks 10th in the SEC with 146.0 innings pitched. She is also 11th with a strikeout to walk ratio of 3.11 and 13th for strikeouts (115).
- Freshman pitcher Marissa McCann ranks eighth in the SEC with a 1.84 ERA followed by Cierra Harrison (2.06, 13th). Harrison is also 10th in the league with three shutouts and 11th for wins (14).
- Kayley Lenger is first in the SEC with 19 HBP (fifth in the NCAA).
- Closer Taylor Pannell ranks first in both the SEC and in the nation with 14 saves in 2024. She is also the NCAA active leader in the category with 20. Pannell is one save away from matching the NCAA single season record of 15 (Taylor Bauman, FGCU, and Mallory Aldred, Canisius) after surpassing Kacey Marshall's Mizzou record (12 saves in 1994) and the SEC record (Kellie Wilkerson, MSU, 14, 2002).
- Kara Daly paces Mizzou with seven home runs in 2024. The junior third

baseman surpassed 100 career RBI (103) over the South Carolina series.

- Jenna Laird ranks in the top 10 in Mizzou program history for career batting average (.352, fifth), at bats (766, third), hits (270, fourth), doubles (48, sixth), runs (194, fourth) and stolen bases (82, sixth).
- The one-two punch of Laurin Krings and Cierra Harrison have combined for 27 wins in the circle with 13-8 and 14-3 records, respectively. They rank 11th and 14th, respectively in the SEC for wins. The duo has also gone the distance in the circle 12 times (eight and four complete games, respectively).
- Lilly Whitten (5-0, 1.18 ERA), Marissa McCann (8-3, two saves, 1.84 ERA) and Taylor Pannell (3-1, 14 saves, 0.72 ERA) have also picked up wins for Mizzou in 2024.
- Jenna Laird is six runs away from 200 in her career.
- Alex Honnold surpassed 200 career hits at Mizzou over the 2024 SEC Tournament.
- Head coach Larissa Anderson registered her 200th win at the helm of Mizzou (212-112) during the midweek at Drake (4/10). In her sixth season at Missouri, Anderson holds a career record of 342-185-1 over 10 career seasons.

2023 RECAP

- Mizzou made its 16th-straight NCAA Tournament appearance in 2023.
- The Tigers finished the 2023 season with a 35-26 mark, including a 7-17 in SEC play. With its 2023 record, Missouri has registered 35 wins in four of the last five seasons (2020 COVID-19 shortened season was the only time the Tigers didn't meet the threshold in that span).
- During the 2023 campaign, Missouri totaled 51 home runs, while logging 75 doubles to go with 310 runs as a team.
- On the dirt, Mizzou tallied a .978 fielding percentage. The clip ranks second in program history, after the Tigers' surpassed their previous .976 fielding percentage from 2022.



REGIONALS

(27 total appearances: 54-32 all-time record)

1982 (Lincoln, Neb.)	1-2
Nebraska 1, Missouri 0	
Missouri 1, Nebraska 0	
Nebraska 4, Missouri 1	
1983 (Columbia, Mo.) *CHAMPIONS*	2-1
Southwest Missouri State 3, Missouri 1	
Missouri 3, Southwest Missouri State 0	
Missouri 1, Southwest Missouri State 0	
1991 (Iowa City, Iowa) *CHAMPIONS*	2-0
Missouri 2, Iowa 0	
Missouri 4, Iowa 0	
1994 (Lawrence, Kan.) *CHAMPIONS*	4-1
Missouri 1, Kansas 0	
Hawaii 2, Missouri 1	
Missouri 1, Kansas 0	
Missouri 3, Hawaii 1 (13 inn.)	
Missouri 2, Hawaii 1 (8 inn.)	
1995 (Northridge, Calif.)	0-2
Cal State-Northridge 2, Missouri 1	
Illinois State 5, Missouri 1	
1997 (Iowa City, Iowa)	0-2
Utah 3, Missouri 1	
DePaul 1, Missouri 0	
1999 (Los Angeles, Calif.)	3-2
Cal State-Northridge 7, Missouri 3	
Missouri 1, Alabama 0	
Missouri 3, Cal State-Northridge 1	
Missouri 3, Minnesota 0	
UCLA 12, Missouri 5	
2003 (Ann Arbor, Mich.)	0-2
Notre Dame 4, Missouri 3 (8 inn.)	
Wright State 3, Missouri 1	
2004 (Los Angeles, Calif.)	0-2
Louisville 1, Missouri 0 (8 inn.)	
Mississippi Valley State 4, Missouri 3	
2005 (Columbia, Mo.)	2-2
Southern Illinois 3, Missouri 0	
Missouri 9, Robert Morris 0 (5 inn.)	
Missouri 9, Southern Illinois 0 (5 inn.)	
Stanford 3, Missouri 2	
2007 (Carbondale, Ill.)	2-2
Missouri 8, Southern Illinois 0 (5 inn.)	
DePaul 2, Missouri 0	
Missouri 7, Southern Illinois 4	
DePaul 3, Missouri 0	
2008 (Iowa City, Iowa) *CHAMPIONS*	3-0
Missouri 3, Iowa 2 (8 inn.)	
Missouri 5, Long Beach State 3	
Missouri 5, Iowa 4	
2009 (Columbia, Mo.) *CHAMPIONS*	3-0
Missouri 5, Illinois 1	
Missouri 2, Bradley 1	
Missouri 1, DePaul 0	

2010 (Columbia, Mo.) *CHAMPIONS***3-0**

Missouri 3, Creighton 2
Missouri 3, Illinois 1
Missouri 4, Illinois 2

2011 (Columbia, Mo.) *CHAMPIONS***4-1**

Missouri 12, Illinois State 3 (5 inn.)
DePaul 2, Missouri 1 (11 inn.)
Missouri 8, Illinois State 4
Missouri 7, DePaul 3
Missouri 8, DePaul 0 (6 inn.)

2012 (Columbia, Mo.) *CHAMPIONS***3-0**

Missouri 6, Illinois State 0
Missouri 1, DePaul 0 (9 inn.)
Missouri 2, Illinois State 1

2013 (Columbia, Mo.) *CHAMPIONS***3-1**

Missouri 3, Stony Brook 0
Missouri 1, Hofstra 0
Hofstra 10, Missouri 0 (5 inn.)
Missouri 5, Hofstra 0

2014 (Columbia, Mo.)**2-2**

Missouri 6, Bradley 5 (8 inn.)
Missouri 6, Kansas 3
Nebraska 11, Missouri 4
Nebraska 8, Missouri 1

2015 (Columbia, Mo.) CHAMPIONS**3-0**

Missouri 7, Indiana State 0
Missouri 5, Kansas 3
Missouri 7, Kansas 6

2016 (Columbia, Mo.) CHAMPIONS*3-0***

Missouri 9, BYU- 0 (5 inn.)
Missouri 8, Nebraska- 0 (6 inn.)
Missouri 9, Nebraska- 0

2017 (Eugene, Ore.)**0-2**

Wisconsin 7, Missouri 2
Illinois-Chicago 5, Missouri 4

2018 (Norman, Okla.)**2-2**

Tulsa 9, Missouri 1 (6 inn.)
Missouri 10, Boston 4
Missouri 6, Tulsa 5
Oklahoma 7, Missouri 0

2019 (Los Angeles, Calif.)**3-2**

Missouri 7, CSUF 4
UCLA 9, Missouri 1 (5 inn.)
Missouri 7, Weber State 0
Missouri 5, UCLA 1
UCLA 13, Missouri 1 (5 inn.)

2021 (Columbia, Mo.) *CHAMPIONS***3-0**

Missouri 8, Illinois-Chicago 0 (6 inn.)
Missouri 4, Northern Illinois 0
Missouri 5, Iowa State 0

2022 (Columbia, Mo.)**2-2**

Missouri 3, Missouri State 1
Arizona 2, Missouri 0
Missouri 2, Missouri State 0
Arizona 1, Missouri 0

2023 (Norman, Okla.)**1-2**

Missouri 5, California 1
Oklahoma 11, Missouri 0 (6 inn.)
California 7, Missouri 5

2024 (Columbia, Mo.)**-**

Omaha

SUPER REGIONALS

(Nine total appearances: 8-13 all-time record)

2008 (Tuscaloosa, Ala.)**0-2**

Alabama 6, Missouri 1
Alabama 7, Missouri 1

2009 (Los Angeles, Calif.) *CHAMPIONS***2-1**

Missouri 2, UCLA 1
UCLA 5, Missouri 2
Missouri 9, UCLA 1 (5 inn.)

2010 (Columbia, Mo.) *CHAMPIONS***2-0**

Missouri 1, Oregon 0
Missouri 7, Oregon 2

2011 (Columbia, Mo.) *CHAMPIONS***2-0**

Missouri 4, Washington 0
Missouri 6, Washington 3

2012 (Columbia, Mo.)**1-2**

LSU 6, Missouri 1
Missouri 5, LSU 1
LSU 3, Missouri 1

2013 (Columbia, Mo.)**0-2**

Washington 2, Missouri 1 (8 inn.)
Washington 1, Missouri 0

2015 (Los Angeles, Calif.)**0-2**

UCLA 7, Missouri 4
UCLA 10, Missouri 6

2016 (Ann Arbor, Mich.)*0-2***

Michigan 5, Missouri 3
Michigan 5, Missouri 4

2021 (Columbia, Mo.)**1-2**

James Madison 2, Missouri 1
Missouri 7, James Madison 1
James Madison 7, Missouri 2



WOMEN'S COLLEGE WORLD SERIES

(Six total appearances: 2-12 all-time record)

1983 (Omaha, Neb.) **0-2**

UCLA 1, Missouri 0

Pacific 1, Missouri 0 (12 inn.)

1991 (Oklahoma City, Okla.) **1-2**

Long Beach State 1, Missouri 0

Missouri 2, Utah 0 (9 inn.)

UCLA 5, Missouri 0

1994 (Oklahoma City, Okla.) **0-2**

Cal State-Northridge 5, Missouri 3

Oklahoma State 7, Missouri 3

2009 (Oklahoma City, Okla.) **0-2**

Arizona State 7, Missouri 3

Georgia 5, Missouri 2

2010 (Oklahoma City, Okla.) **0-2**

Hawaii 3, Missouri 2

Florida 5, Missouri 0

2011 (Oklahoma City, Okla.) **1-2**

Florida 6, Missouri 2

Missouri 4, Oklahoma 1

Baylor 1, Missouri 0 (13 inn.)

*Postseason appearances from 2016 season
were vacated due to NCAA sanctions



1 ♦ MADDIE GALLAGHER

SR. ♦ INF ♦ 5-9 ♦ Port Washington, N.Y.

Season High	Stat	Career High
4; at North Texas (2/17/24)	Hits	4; at North Texas (2/17/24)
2 (3x); at George Mason (3/28/24)	Runs	3; vs. George Washington (2/12/22)
3; vs Wichita State (3/2/24)	RBI	4; vs. George Washington (2/12/22)
1 (12x); at South Carolina (5/5/24)	Doubles	1 (23x); at South Carolina (5/5/24)
	Triples	1 (5x); at FIU (2/18/23)
1 (2x); at Tennessee (3/16/24)	Home Runs	1 (4x); at Tennessee (3/16/24)
2 (2x); vs Wichita State (3/3/24)	Walks	4; at Jacksonville (2/20/21)
3; at Villanova (3/30/24)	Stolen Bases	3; at Villanova (3/30/24)
5; vs. South Dakota State (2/17/24)	Putouts	5 (3x); vs. South Dakota State (2/17/24)
4 (3x); vs. SIUE (4/17/24)	Assists	6; vs. Ole Miss (4/23/22)

4 ♦ DANIELLE BLACKSTUN

FR. ♦ OF ♦ 5-4 ♦ O'Fallon, Mo.

Season High	Stat	Career High
	Hits	
	Runs	1 (16x); at South Carolina (5/5/24)
	RBI	
	Doubles	
	Triples	
	Home Runs	
	Walks	
	Stolen Bases	1; at Villanova (3/30/24)
	Putouts	1; vs. NC State (2/9/24)
	Assists	

2 ♦ MADISON WALKER

FR. ♦ INF ♦ 5-10 ♦ Olathe, Kan.

Season High	Stat	Career High
	Hits	2 (4x); at Nebraska (3/3/24)
	Runs	1 (3x); at Illinois (3/13/24)
	RBI	3; vs. NC State (2/9/24)
	Doubles	1 (2x); at Nebraska (3/3/24)
	Triples	
	Home Runs	1; vs. NC State (2/9/24)
	Walks	1; vs. South Alabama (2/10/24)
	Stolen Bases	1; at North Texas (2/18/24)
	Putouts	10; at Nebraska (3/3/24)
	Assists	

6 ♦ MYA DODGE

JR. ♦ OF ♦ 5-4 ♦ Hiawatha, Iowa

Season High	Stat	Career High
3 (2x); at George Mason (3/28/2024)	Hits	4; vs. Maine (4/14/23)
3; vs Fordham (3/26/2024)	Runs	4 (2x); vs. Southern Illinois (4/14/23)
5 (2x); at George Mason (3/28/2024)	RBI	8; vs. Southern Illinois (4/14/23)
3; at George Mason (3/28/2024)	Doubles	3 (2x); at George Mason (3/28/24)
1; vs. NC State (2/9/24)	Triples	1 (3x); vs. NC State (2/9/24)
2; vs Fordham (3/26/2024)	Home Runs	3; vs. Southern Illinois (4/14/23)
1 (4x); at Hofstra (3/26/24)	Walks	3
1; vs. Liberty (2/10/24)	Stolen Bases	3; vs. Illinois State (3/11/22)
4; at Hofstra (3/26/24)	Putouts	5; at Iowa (5/3/23)
3; at North Texas (2/17/24)	Assists	

3 ♦ JENNA LAIRD

SR. ♦ SS ♦ 5-7 ♦ East Meadow, N.Y.

Season High	Stat	Career High
3 (2x); vs. Florida (4/13/2024)	Hits	4 (2x); vs. California (5/19/23)
3 (3x); vs Fordham (3/26/24)	Runs	3 (8x); vs. Wichita State)
3 (2x); vs Fordham (3/26/24)	RBI	6; vs. Kent State (3/12/21)
1 (11x); vs Arkansas (5/9/24)	Doubles	2 (3x); vs. California (5/19/23)
1; vs. Clemson (2/11/24)	Triples	1 (7x); vs. Butler (2/17/23)
	Home Runs	2 (2x); vs. Georgia (4/15/22)
2; vs. Liberty (2/10/24)	Walks	3 (2x); vs. Kansas City (3/8/23)
3; vs. TAMUC (2/16/24)	Stolen Bases	3 (3x); vs. TAMUC (2/16/24)
5; at Kansas (3/20/24)	Putouts	5 (4x); at Kansas (3/20/24)
5; at Illinois (3/13/24)	Assists	6 (3x); vs. Maine (3/4/23)

7 ♦ STEFANIA ABRUSCATO

FR. ♦ C/OF ♦ 5-7 ♦ Smithtown, N.Y.

Season High	Stat	Career High
	Hits	3 (2x); at South Carolina (5/4/24)
	Runs	2 (2x); at Drake (4/10/24)
	RBI	3; at Drake (4/10/24)
	Doubles	1 (2x); at Tennessee (3/16/24)
	Triples	
	Home Runs	1 (2x); at Drake (4/10/24)
	Walks	2; vs Ole Miss (5/8/24)
	Stolen Bases	
	Putouts	6; at Drake (4/10/24)
	Assists	1 (3x); vs. SIUE (4/17/24)



PLAYER CAPSULES

2024 MISSOURI SOFTBALL

8 ♦ CLAIRE CAHALAN

FR. ♦ OF ♦ 5-1 ♦ COLUMBUS, GA.

Season High	Stat	Career High
	Hits	1 (5x); at Florida (5/11/24)
	Runs	1 (12x); at South Carolina (5/5/24)
	RBI	
	Doubles	
	Triples	
	Home Runs	
	Walks	
	Stolen Bases	1 (3x); vs. Mississippi State (4/28/24)
	Putouts	4 vs. LSU (5/10/24)
	Assists	

12 ♦ KATIE CHESTER

SO. ♦ 1B/3B ♦ 5-9 ♦ LIBERTY, MO.

Season High	Stat	Career High
4; vs Wichita State (3/3/24)	Hits	4; vs Wichita State (3/3/24)
1 (6x); at George Mason (3/28/2024)	Runs	2 (2x); vs. Maine (3/4/23)
4; at North Texas (2/18/24)	RBI	4; at North Texas (2/18/24)
1 (5x); at Georgia (4/19/24)	Doubles	2; at Tulsa (3/5/23)
	Triples	
1 (4x); vs. LSU (3/24/24)	Home Runs	1 (7x); vs. LSU (3/24/24)
	Walks	2; vs. Kentucky (3/12/23)
	Stolen Bases	
5; at Tennessee (3/17/24)	Putouts	13; vs. Alabama (3/31/23)
1; at Arkansas (4/7/24)	Assists	2; at Tulsa (3/5/23)

10 ♦ MARISSA MCCANN

FR. ♦ RHP ♦ 5-10 ♦ SURPRISE, ARIZ.

Season High	Stat	Career High
	IP	6.0; vs. Cal State Fullerton (2/23/24)
	Strikeouts	5 (4x); vs. SEMO (4/3/24)
	Putouts	1; vs. Auburn (3/10/24)
	Assists	2; vs Florida (5/11/24)

14 ♦ NATHALIE TOUCHET

FR. ♦ RHP ♦ 5-8 ♦ Aledo, Texas

Season High	Stat	Career High
	IP	1.2; at Tennessee (3/15/24)
	Strikeouts	
	Putouts	
1; at Arkansas (4/7/24)	Assists	1 (2x); at George Mason (3/28/24)

11 ♦ JULIA CRENSHAW

JR. ♦ INF ♦ 5-9 ♦ O'Fallon, Mo.

Season High	Stat	Career High
4; vs Wichita State (3/2/24)	Hits	4; vs Wichita State (3/2/24)
3 (2x); vs Fordham (3/26/2024)	Runs	2 (4x); at Tulsa (3/5/23)
4; vs Wichita State (3/2/24)	RBI	5; vs. BYU (2/23/23)
1 (8x); at South Carolina (5/3/24)	Doubles	2; vs. Oregon State (2/24/23)
	Triples	1; vs. Ole Miss (4/17/23)
1 (3x); at George Mason (3/28/24)	Home Runs	2; vs. BYU (2/23/23)
3; vs. South Dakota St. (2/17/24)	Walks	3; vs. South Dakota St. (2/17/24)
1 (5x); at Villanova (3/30/24)	Stolen Bases	3; at Tulsa (3/5/23)
12 (3x); at Kansas (3/20/24)	Putouts	16; vs. North Texas (4/21/23)
3; vs. Auburn (3/8/24)	Assists	5; vs. Illinois (3/14/23)

17 ♦ CIERRA HARRISON

SO. ♦ RHP ♦ 5-2 ♦ LEE'S SUMMIT, MO.

Season High	Stat	Career High
7.0 (3x); vs. Auburn (3/9/24)	IP	7.0 (3x); vs. Auburn (3/9/24)
10; at Kansas City (3/6/24)	Strikeouts	10; at Kansas City (3/6/24)
1 (2x); at Drake (4/10/24)	Putouts	1 (4x); at Drake (4/10/24)
4; vs. Arkansas (5/10/24)	Assists	4; vs. Arkansas (5/10/24)



19 ♦ KARA DALY

JR. ♦ 3B ♦ 6-0 ♦ Jefferson City, Mo.

Season High	Stat	Career High
2 (6x); at Georgia (4/20/24)	Hits	3; at Florida (3/17/23)
2 (4x); vs Fordham (3/26/24)	Runs	3 (2x); at Tulsa (3/4/23)
4; vs. South Alabama (2/10/24)	RBI	5; at Tulsa (3/5/23)
1 (6x); at Georgia (4/20/24)	Doubles	2; at Florida (3/17/23)
1; vs. Utah (2/9/24)	Triples	1 (2x); vs. North Texas (4/23/23)
2; vs. South Alabama (2/10/24)	Home Runs	2 (3x); vs. South Alabama (2/10/24)
2; vs. South Dakota St. (2/17/24)	Walks	2 (3x); vs. South Dakota St. (2/17/24)
1; vs. Central Florida (2/23/24)	Stolen Bases	1 (5x); vs. Central Florida (2/23/24)
3; vs Arkansas (4/7/24)	Putouts	3 (5x); vs Arkansas (4/7/24)
6; vs. Ole Miss (5/8/24)	Assists	6; vs. Ole Miss (5/8/24)

25 ♦ ALEX HONNOLD

SR. ♦ OF ♦ 5-8 ♦ West Des Moines, Iowa

Season High	Stat	Career High
4; vs. Central Florida (2/23/24)	Hits	4 (2x); vs. Central Florida (2/23/24)
3 (2x); at Illinois (3/13/24)	Runs	3 (6x); at Illinois (3/13/24)
4 (2x); vs. LSU (3/22/24)	RBI	5; at Florida (3/17/23)
2 (2x); vs. LSU (3/22/24)	Doubles	2 (4x); vs. LSU (3/22/24)
1 (2x); at Hofstra (3/26/2024)	Triples	2; vs. Lindenwood (4/12/23)
1 (5x); vs. Mississippi State (4/28/24)	Home Runs	2; at Florida (3/17/23)
3; at North Texas (2/17/24)	Walks	4; vs. Pittsburgh (2/18/23)
2 (2x); at Illinois (3/13/24)	Stolen Bases	4; vs. Drake (3/22/23)
4 (4x); vs. Ole Miss (5/8/24)	Putouts	7; at Texas A&M (4/29/23)
1 (2x); vs. Florida (5/11/24)	Assists	2 (4x); vs. Auburn (3/26/21)

22 ♦ LILLY WHITTEN

SO. ♦ RHP ♦ 5-8 ♦ TUNAS, MO.

Season High	Stat	Career High
	IP	6.0 (2x); vs. SIUE (4/17/24)
	Strikeouts	8; vs. South Dakota St. (2/17/24)
	Putouts	
	Assists	2; vs. South Dakota St. (2/17/24)

28 ♦ CHANTICE PHILLIPS

SR. ♦ OF ♦ 5-6 ♦ Kansas City, Mo.

Season High	Stat	Career High
3; at Nebraska (3/2/24)	Hits	3 (2x); at Nebraska (3/2/24)
2 (2x); at Nebraska (3/2/24)	Runs	2 (4x); at Nebraska (3/2/24)
3; vs. Auburn (3/9/24)	RBI	4 (2x); vs. Alabama (4/2/23)
	Doubles	1 (7x); vs. Alabama (4/2/23)
	Triples	1; vs. Northwestern (2/11/23)
1 (2x); vs. Auburn (3/9/24)	Home Runs	1 (4x); vs. Auburn (3/9/24)
	Walks	1 (9x); vs. SIUE (4/25/23)
1; vs. Liberty (2/10/24)	Stolen Bases	2; at LSU (4/6/23)
3; vs. LSU (3/23/24)	Putouts	4 (2x); vs. UNI (3/29/23)
1 (3x); at Nebraska (3/2/24)	Assists	1 (5x); at Nebraska (3/2/24)

24 ♦ LAURIN KRINGS

SR. ♦ RHP ♦ 5-8 ♦ Loveland, Colo

Season High	Stat	Career High
7.0 (6x); Mississippi State (4/27/24)	IP	8.2; vs. Alabama (4/1/23)
10; vs. Liberty (2/10/24)	Strikeouts	17; vs. North Texas (4/21/23)
1 (5x); at South Carolina (5/3/24)	Putouts	2; vs. Missouri State (5/21/22)
4; vs. Central Florida (2/23/24)	Assists	6; vs. Kentucky (3/10/23)

30 ♦ JAYCI KRUSE

JR. ♦ RHP ♦ 5-8 ♦ Coto de Caza, Calif.

Season High	Stat	Career High
1.0; vs. South Dakota St. (2/17/24)	IP	1.0 (2x); vs South Dakota St. (2/17/24)
1; vs. South Dakota St. (2/17/24)	Strikeouts	1 (2x); vs South Dakota St. (2/17/24)
	Putouts	
	Assists	1; at Illinois (3/16/22)



36 ♦ ABBY HAY

FR. ♦ C/1B ♦ 5-11 ♦ COLUMBIA, MO.

Season High	Stat	Career High
	Hits	2 (6x); vs. Mississippi State (4/27/24)
	Runs	1 (10x); at South Carolina (5/5/24)
	RBI	4; vs. Fordham (3/26/24)
	Doubles	1 (3x); at Georgia (4/20/24)
	Triples	1; at Georgia (4/19/24)
	Home Runs	1 (3x); at South Carolina (5/5/24)
	Walks	2; at Drake (4/10/24)
	Stolen Bases	
	Putouts	11 (3x) ; vs. Arkansas (5/9/24)
	Assists	1; vs. Arkansas (4/5/24)

78 ♦ TAYLOR PANNELL

SO. ♦ LHP ♦ 5-5 ♦ Lee's Summit, Mo.

Season High	Stat	Career High
4.0; at South Carolina (5/5/24)	IP	4.0; at South Carolina (5/5/24)
4; at South Carolina (5/5/24)	Strikeouts	4; at South Carolina (5/5/24)
1; at Illinois (3/13/24)	Putouts	1; at Illinois (3/13/24)
1 (7x); vs. Arkansas (5/9/24)	Assists	1 (11x); at South Carolina (5/5/24)

99 ♦ KAYLEY LINGER

SO. ♦ UT ♦ 5-6 ♦ Liberty, Mo.

Season High	Stat	Career High
2 (4x); at George Mason (3/28/24)	Hits	2 (4x); at George Mason (3/28/24)
3; vs. Wichita State (3/2/24)	Runs	3; vs. Wichita State (3/2/24)
2 (3x); vs. SIUE (4/17/24)	RBI	2 (3x); vs. SIUE (4/17/24)
1 (5x); at Georgia (4/19/24)	Doubles	1 (5x); at Georgia (4/19/24)
	Triples	
1 (2x); vs. SIUE (4/17/24)	Home Runs	1 (2x); vs. SIUE (4/17/24)
1; at North Texas (2/17/24)	Walks	1 (2x); at North Texas (2/17/24)
1 (5x); at South Carolina (5/3/24)	Stolen Bases	1 (4x); at Villanova (3/30/24)
5; vs. LSU (3/23/24)	Putouts	4 (3x); at Tennessee (3/17/24)
	Assists	



LARISSA ANDERSON

ROLE

HEAD COACH

YR

SIXTH

ALMA MATER | GANNON, 1997

HOMETOWN | LAKE GEORGE, N.Y.

A new era in Mizzou Softball began in the Summer of 2018, as Larissa Anderson was named the 10th head coach to lead the tradition-rich Tiger program on Saturday, May 26, 2018.

As Anderson enters year six in Mid-Missouri that new era has already gotten off to a successful start, and her ability to change the culture of the program in such a short time was a big reason why. Anderson has led Mizzou to a 169-97 record over her five seasons and owns a career record of 299-170-1 as a head coach.

In her short time at the helm of the Tigers, Anderson has steered Missouri to 169 victories, one NCAA Super Regional and two regional final appearances. In 2021, Mizzou hosted a regional and super regional for the first time since 2013 and again hosted a regional in 2022.

Anderson finished her first season in the Black & Gold with a 35-25 record, the most wins for the Tigers in a single season since 2016, when they won 42 games. Anderson's squad was also stellar in her first season as part of the always elite Southeastern Conference, as the Tigers' 12 wins during SEC play, which resulted in a tie for fourth place, were the most conference victories for Mizzou since 2016. The season ended with the Tigers' 13th straight regional appearance, as Anderson's Tigers earned a spot in the Los Angeles Regional, where they went 3-2, pushing host No. 2 UCLA to a winner-take-all game seven.

Her biggest test would come during the 2020 season. With Mizzou Softball's postseason ban being upheld three months prior to the season, Anderson's steady leadership guided the Tigers through what would be a turbulent year. Despite the postseason ban, Mizzou lost zero players to transfer, and entered the season with its roster intact.

Mizzou's postseason ban would prove to be only a minor blip in a season that was ultimately canceled after 26 games due to the COVID-19 pandemic. The Tigers made the most of those 26 games, finishing with a 19-7 record, and being one of only two teams to be undefeated in SEC play. Mizzou ended the season ranked 25th in the NFCA Coaches' Poll – its first time finishing the season ranked since 2016 – while Cayla Kessinger was named to Softball America's All-America team.

Anderson returned Mizzou Softball to the national stage in 2021. With an experienced roster but a young pitching staff, she led the Tigers to a 42-17 record and a Super Regional appearance. Mizzou hosted an NCAA Regional and Super Regional for the first time since 2013. The 2021 team finished among the program's best statistically in fielding percentage (1st), home runs (1st), RBI (2nd), doubles (T-6th), and runs scored (3rd).

In the postseason, Mizzou pitching led the nation in ERA at 1.37 over six games. Two Tiger pitchers, Jordan Weber and Laurin Krings combined to allow only two hits and no runs over three games at the Columbia Regional. Freshman shortstop Jenna Laird earned SEC Freshman of the Year honors while senior outfielder Brooke Wilmes was recognized as an NFCA Third Team All-American. Anderson led the Tigers to a No. 13 final ranking in the NFCA Coaches' Poll and a No. 14 ranking in the USA Softball poll, the program's highest final rankings since 2015.

Mizzou's memorable 2022 season saw them host an NCAA Regional for the second-consecutive year and made the Southeastern Conference Tournament Championship game for the second time in program history. The Tigers notched a 38-22 mark and went 12-11 during SEC play. Mizzou's pitching staff posted a 2.81 ERA including a 1.00 ERA in the postseason.

In the inaugural year of the Rawlings Gold Glove Award, presented by the National Fastpitch Coaches Association, Jenna Laird and Casidy Chaumont earned the award at shortstop and left field, respectively.

Laird, a 2022 Softball All-SEC Second Team player, finished the year with a .975 fielding percentage, while turning 10 double plays and did not make an error during SEC play.

Chaumont, an All-SEC Defensive Team Selection, has appeared on SportsCenter's Top Ten Plays four times over her career at Mizzou. After beginning her career as an infielder at Louisiana, she converted to the outfield at the start of the 2021 season and finished with a perfect 1.000 fielding percentage. Chaumont has thrown out five runners on the basepaths from left field over her two seasons in the Black and Gold.

Kimberly Wert and Brooke Wilmes were each named First Team All-SEC performers in 2022. Jordan Weber, Jenna Laird, Wert and Wilmes were each tabbed to the National Fastpitch Coaches Association Southeast All-Region team. Weber led the Tigers to the SEC Tournament final with a pair of shutouts against No. 17/20 Auburn and No. 13/10 Tennessee. She became the first Mizzou pitcher to record three wins in a single SEC series when she earned the victory in all three games against Kentucky.

Mizzou is coming off a 2023 season that saw the Tigers reach a 16th straight NCAA Regional, finishing the season with a 35-26 record and going 7-17 against SEC foes. The pitching staff proved efficient yet again, registering a cumulative ERA of 3.33, including a strikeout/walk ratio of 2.66.

Alex Honnold became the 26th All-American in program history (31 total All-American honors) after earning Second-Team honors from the National Fastpitch Coaches Association (NFCA).

A Top 25 Finalist for 2023 USA Softball Collegiate Player of the Year, Honnold led Mizzou and ranked top six in the SEC for on-base percentage (.539), slugging percentage (.779), runs (52), batting average (.396), and triples (three). Her slugging percentage in 2023 ranked fourth all-time in program history. Honnold also earned NFCA Southeast All-Region honors and was named to the All-SEC Second Team.

Jenna Laird joined Honnold in representing the Tigers on the All-SEC Team, her sixth postseason honor at Mizzou and third-straight appearance on the All-SEC Team. The leadoff hitter paced the Tigers in SEC play with a .291 batting average to go with 14 runs, three doubles, five RBI, .371 on-base percentage, and a .329 slugging percentage.

Anderson joined Mizzou after a 17-year run at Hofstra, the final four as the head coach.



In four seasons at Hofstra, Anderson fashioned a 130-73-1 (.640) record with a pair of NCAA Tournament appearances, two Colonial Athletic Association (CAA) titles and four winning seasons. She picked up her 100th career win with the Pride's 7-2 win over Boston University, March 17, 2018, and posted seven career wins over nationally-ranked opponents, including three in 2018—a 1-0 victory over then-No. 13 Florida State on March 2 and a pair at No. 22 James Madison to claim the CAA Tournament crown.

The 2018 campaign was a historic one for Hofstra Softball, as Anderson led the 24th-ranked Pride to a 41-14 record, the CAA Tournament title and the NCAA Columbia Regional. Hofstra earned an automatic bid to the NCAA Tournament by defeating CAA regular-season champion and 22nd-ranked James Madison, 7-4, to claim its 12th CAA title in the sport since joining the league in 2002 and returned to the NCAA Tournament for the first time since 2015.

Anderson's 2018 squad reached the 40-win mark for the 11th time in program history (and first since a school-record 46 wins in 2013), while setting school records for runs scored (334), home runs (70) and RBI (315). Hofstra owned an RPI of 19 against the nation's 29th-toughest schedule in 2018. Hofstra also garnered a league-high eight CAA postseason honors headlined by Sarah Cornell's selection as the CAA Pitcher of the Year—the Pride's 10th such honor all-time and first since 2013, all of which were tutored by Anderson.

In 2017, Hofstra returned to the CAA championship game, as the program registered its 28th-straight winning season (27-23) and earned the No. 2 seed in the CAA Tournament. Anderson picked up her first win over a Top 10 opponent as head coach with a 5-2 victory over No. 10 James Madison. Under Anderson's direction, Cornell was named first-team NFCA All-Northeast Region as a rookie, while also earning a spot on the All-CAA second team and All-Rookie team.

The Pride posted another winning record in her second season (24-22) and had six student-athletes earn CAA postseason honors and two garner NFCA All-Northeast Region recognition.

In her first season as the storied program's head coach in 2015, Anderson led Hofstra to the CAA championship and an NCAA Tournament berth, guiding Hofstra to a 38-14-1 record and a spot in the NCAA Gainesville Regional. Anderson and her assistants were named the NFCA Northeast Region's Coaching Staff of the Year after Hofstra posted a collective 2.05 ERA, smashed 56 home runs and out-scored opponents, 277-129.

Anderson has been part of eight NFCA Regional Coaching Staff of the Year award winners, including seven as an assistant or associate head coach and one as the head coach. In 17 seasons at Hofstra, she helped the Pride to a 610-267-2 (.695) record). Before taking over as head coach from Hall of Famer Bill Edwards, Anderson spent 13 seasons on the Hofstra staff as an assistant, including the last 10 as the associate head coach, helping the program to 10 NCAA Tournament appearances and 10 CAA titles. As associate head coach, she helped Hofstra win 24 NCAA Tournament games and make six appearances in the regional finals.

Under Anderson's guidance, Hofstra hurlers won nine CAA Pitcher of the Year awards in 10 seasons, including four consecutive wins by Olivia Galati from 2010-13 and three from Kayleigh Lotti from 2007-09. Galati was twice named an All-America by the NFCA and was the program's first-ever first-team pick in 2012 after leading Division I with a 0.95 ERA and a 34-7 record. Anderson helped guide Galati to a NCAA-best 40 wins and 22 shutouts in 2013.

A hallmark of the Hofstra Softball program during Anderson's tenure was the Pride's stellar defense. From 2008-13, Hofstra consistently ranked among the nation's elite in fielding percentage as the Pride was among the Top 20 nationally in five of those seasons. Hofstra ranked first in Division I in fielding percentage during the 2011 season and was fourth in 2008 and 2010, and 16th in 2012 and 2013. Her 2018 team currently ranks sixth nationally with an .979 mark.

An active NFCA member, she chaired its Ethics Committee from 2009-13, and currently serves as its Fourth Vice President on the NFCA executive board and as a member of the NFCA Recruiting Committee and the NFCA Hall of Fame Committee. Anderson is currently the Vice President of the Awards Committee. She was elected NFCA President on Oct. 25, 2022, and was one of eight members who were voted to the NFCA's Board of Directors for 2023. Anderson will officially begin her three-year term on January 1, 2023.

Prior to joining the Hofstra staff, Anderson served as an assistant coach for two seasons at LIU Post, where she helped the Pioneers to a combined 75-33 record, including a school-record 42 wins during the 2000 season. She assisted in all facets of the program at LIU Post and was in charge of coaching the pitchers and catchers. Her efforts helped the Pioneers to the 13th-best team earned run average in Division II (1.11) in 2001. She was also part of a C.W. Post staff that received the Northeast Region Division II Coaching Staff of the Year award from the NFCA in 2000.

Anderson spent one season as an assistant coach at Gannon University in 1998, after being named a regional All-American outfielder in 1997. She graduated from Gannon in 1997 with a bachelor's of science degree in therapeutic recreation.

She is married to former Hofstra Baseball Coach Patrick Anderson, who manages the St. Louis Cardinals' Class A affiliate in Peoria, Illinois.



ANDERSON'S

RECORD BY OPPONENT

TEAM	W	L
Alabama	3	8
Arizona	0	3
Arizona State	1	0
Arkansas	6	5
Auburn	5	6
Ball State	0	1
Baylor	1	1
Bethune-Cookman	2	0
Binghamton	4	0
Boston College	1	0
Boston University	1	0
Bradley	4	1
BYU	1	1
California	2	1
Cal Poly	1	0
Cal State Fullerton	2	0
Central Arkansas	1	1
Clemson	1	0
Coastal Carolina	1	0
College of Charleston	7	5
Connecticut	3	2
Dartmouth	1	0
Delaware	9	3
Drake	4	0
Drexel	11	1
East Carolina	1	0
Elon	10	2
Fordham	3	2
Florida	4	8
Florida A&M	1	0
Florida Atlantic	4	3
Florida Gulf Coast	3	2
FIU	5	0
Florida State	2	4
Georgia	5	7
George Mason	1	0
Hofstra	1	0
Idaho State	1	1
Illinois	8	1
Iona	3	0
Indiana State	1	0
IUPUI	1	1
Iowa	3	0
Iowa State	2	1
James Madison	6	15
Kansas	5	2
Kansas City	4	0
Kennesaw State	1	0
Kent State	1	0
Kentucky	6	3
Lehigh	2	0
Liberty	3	1
Lindenwood	1	0
LIU Brooklyn	4	1
Long Beach State	1	0
Longwood	2	1
Louisiana	0	2
Louisiana-Monroe	2	0
Louisville	2	1
LSU	6	7
Maine	2	0
Marshall	0	1
Maryland	0	1
Massachusetts	2	0
McNeese State	1	0

Memphis	2	0
Middle Tennessee State	2	0
Minnesota	1	1
Mississippi State	7	6
Missouri State	2	0
Nebraska	3	1
New Mexico	1	0
New Mexico State	1	0
Northwestern	2	1
Northwestern State	1	0
North Carolina	1	0
North Carolina State	1	0
North Florida	1	0
North Texas	5	0
Notre Dame	1	0
Oklahoma	0	3
Oklahoma State	1	1
Ole Miss	7	7
Oregon	2	6
Oregon State	1	2
Pacific	1	1
Penn State	3	1
Pitt	3	1
Prarie View A&M	1	0
Rutgers	0	3
Saint Louis	4	0
Sam Houston State	1	0
San Diego State	1	1
Seattle	0	1
SEMO	2	1
Seton Hall	3	1
SIUE	4	0
South Alabama	4	0
South Carolina	11	4
South Dakota St.	2	0
Stanford	1	1
Stetson	1	0
Stony Brook	2	2
St. John's	3	0
St. Joseph's	1	0
St. Thomas	2	0
Syracuse	1	0
Tennessee	4	8
Texas	0	1
Texas A&M	7	2
Texas A&M-Commerce	1	0
Texas Tech	1	1
Towson	8	3
Troy	1	0
Tulsa	2	2
UAB	0	2
UC Davis	0	1
UCF	3	1
UCLA	1	4
UConn	0	1
UIC	1	0
UNCG	1	0
UNCW	11	1
UNI	2	0
USF	0	1
Utah	2	0
Virginia Tech	1	1
Villanova	2	0
Wagner	2	0
Washington	1	1
Weber State	1	0
Western Illinois	2	0
Wichita State	7	0
Wisconsin	2	2
Wright State	1	0

ANDERSON YEAR-BY-YEAR

Year	W	L	Pct.	NCAA App.
Associate Head Coach - Hofstra				
2005	43	16	.725	Tuscaloosa Regional (2-2)
2006	37	20	.649	Hofstra Regional (1-2)
2007	41	15	.732	Hempstead Regional (1-2)
2008	45	13	.776	Tucson Regional (2-2)
2009	26	21	.553	N/A
2010	45	12	.789	Tucson Regional (2-2)
2011	40	13	.755	N/A
2012	42	15	.737	LA Regional/Tampa Bay Super (3-0 / 1-2)
2013	46	13	.780	Columbia Regional (3-2)
2014	34	15	.694	Norman Regional (1-2)
Totals	399	153	.722	8 Regionals, 1 Super (15-14 / 1-2)

Head Coach - Hofstra				
2015	38	14	.726	Gainesville Regional (1-2)
2016	24	22	.522	N/A
2017	27	23	.540	N/A
2018	41	14	.745	Columbia Regional (1-2)
Totals	130	73	.640	2 Regionals (2-4)

Head Coach - Missouri				
2019	35	25	.583	Los Angeles Regional (3-2)
2020^	19	7	.731	NA
2021	42	17	.712	Columbia Regional/Super (3-0/1-2)
2022	38	22	.633	Columbia Regional (2-2)
2023	35	26	.574	Norman Regional (1-2)
2024	43	15	.741	Columbia Regional
Totals	212	112	.654	5 Regionals, 1 Super (9-6 / 1-2)

Head Coach				
Career	342-185-1	.649	6 Regionals, 1 Super (11-10 / 1-2)	

^ 2020 season canceled after 26 games due to COVID-19 pandemic



The Automated ScoreBook
Overall Statistics for Missouri (as of May 11, 2024)
(All games Sorted by Batting avg)

Record: 43-15 Home: 9-5 Away: 17-7 Neutral: 17-3 SEC: 13-11

Player	avg	gp-gs	ab	r	h	2b	3b	hr	rbi	tb	slg%	bb	hp	so	gdp	ob%	sf	sh	sb-att	po	a	e	fld%
3 Laird, Jenna	.350	58-58	183	52	64	12	1	0	28	78	.426	25	8	17	0	.441	4	1	18-21	88	83	14	.924
25 Honnold, Alex	.348	58-58	184	43	64	21	2	5	35	104	.565	19	8	14	1	.425	3	1	14-17	85	2	2	.978
36 Hay, Abby	.310	32-25	71	10	22	3	1	3	15	36	.507	16	0	17	0	.437	0	0	0-2	169	1	2	.988
1 Gallagher, Maddie	.301	58-58	153	29	46	13	0	3	36	68	.444	25	13	24	1	.433	3	3	9-10	82	78	5	.970
99 Lenger, Kayley	.273	54-51	110	30	30	5	0	2	11	41	.373	17	19	30	1	.452	0	2	5-5	94	0	1	.989
12 Chester, Katie	.250	52-36	112	6	28	5	0	4	29	45	.402	4	2	25	2	.286	1	3	0-1	18	0	0	1.000
7 Abruscato, Stefania	.239	43-32	92	11	22	2	0	2	11	30	.326	13	6	22	0	.366	1	1	0-0	25	4	0	1.000
2 Walker, Madison	.227	36-29	88	5	20	2	0	1	15	25	.284	2	3	18	1	.266	1	2	1-1	164	0	3	.982
11 Crenshaw, Julia	.222	56-55	153	30	34	9	0	3	26	52	.340	16	3	16	0	.301	4	7	6-7	280	22	4	.987
19 Daly, Kara	.216	58-58	162	20	35	6	1	7	31	64	.395	18	8	43	0	.318	4	0	1-1	42	92	15	.899
6 Dodge, Mya	.215	38-29	79	10	17	3	1	4	19	34	.430	9	0	28	0	.292	1	3	1-1	47	1	1	.980
8 Cahalan, Claire	.208	45-5	24	12	5	0	0	0	0	5	.208	2	0	6	0	.269	0	1	3-4	11	0	1	.917
16 Koller, Adi	.200	9-0	5	1	1	0	1	0	1	3	.600	0	0	2	0	.200	0	0	0-1	0	0	0	.000
28 Phillips, Chantice	.143	37-28	63	12	9	1	0	2	5	16	.254	4	7	17	0	.270	0	4	1-1	40	2	0	1.000
4 Blackstun, Danielle	.000	32-0	1	16	0	0	0	0	0	0	.000	0	0	1	0	.000	0	0	1-1	1	0	0	1.000
30 Kruse, Jayci	.000	1-0	0	0	0	0	0	0	0	0	.000	0	0	0	0	.000	0	0	0-0	0	0	0	.000
22 Whitten, Lilly	.000	11-3	0	0	0	0	0	0	0	0	.000	0	0	0	0	.000	0	0	0-0	0	6	0	1.000
78 Pannell, Taylor	.000	25-0	0	0	0	0	0	0	0	0	.000	0	0	0	0	.000	0	0	0-0	1	8	0	1.000
14 Touchet, Nathalie	.000	6-0	0	0	0	0	0	0	0	0	.000	0	0	0	0	.000	0	0	0-0	0	3	1	.750
10 McCann, Marissa	.000	27-6	0	0	0	0	0	0	0	0	.000	0	0	0	0	.000	0	0	0-0	3	6	0	1.000
17 Harrison, Cierra	.000	24-21	0	0	0	0	0	0	0	0	.000	0	0	0	0	.000	0	0	0-0	2	19	0	1.000
24 Krings, Laurin	.000	32-28	0	0	0	0	0	0	0	0	.000	0	0	0	0	.000	0	0	0-0	5	38	0	1.000
Totals	.268	58	1480	287	397	82	7	36	262	601	.406	170	77	280	6	.368	22	28	60-73	1157	365	49	.969
Opponents	.217	58	1455	142	316	64	7	39	134	511	.351	104	25	300	9	.280	7	20	19-22	1132	373	64	.959

LOB - Team (363), Opp (313). DPs turned - Team (15), Opp (15). CI - Team (1), Crenshaw 1, Opp (5). IBB - Team (1), Daly 1.

(All games Sorted by Earned run avg)

Player	era	w-l	app	gs	cg	sho	sv	ip	h	r	er	bb	so	2b	3b	hr	b/avg	wp	hp	bk	sfa	sha
30 Kruse, Jayci	0.00	0-0	1	0	0	0/0	0	1.0	1	0	0	0	1	0	0	0	.250	0	0	0	0	0
78 Pannell, Taylor	0.72	3-1	25	0	0	0/3	14	29.0	20	6	3	9	29	2	0	1	.192	1	4	0	1	3
22 Whitten, Lilly	1.18	5-0	11	3	0	0/1	0	29.2	24	7	5	9	27	5	2	1	.212	3	1	0	0	0
10 McCann, Marissa	1.84	8-3	27	6	0	0/4	2	72.1	50	21	19	17	47	6	0	11	.189	1	2	0	2	1
17 Harrison, Cierra	2.06	14-3	24	21	4	3/4	1	102.0	75	34	30	29	81	13	0	12	.197	1	12	0	0	3
14 Touchet, Nathalie	2.47	0-0	6	0	0	0/0	0	5.2	6	2	2	3	0	3	0	0	.250	0	0	0	0	0
24 Krings, Laurin	2.64	13-8	32	28	8	1/1	0	146.0	140	72	55	37	115	35	5	14	.248	10	6	0	4	13
Totals	2.07	43-15	58	58	12	10/6	17	385.2	316	142	114	104	300	64	7	39	.217	16	25	0	7	20
Opponents	4.34	15-43	58	58	21	4/0	1	377.1	397	287	234	170	280	82	7	36	.268	31	77	0	22	28

PB - Team (8), Crenshaw 7, Abruscato 1, Opp (17). Pickoffs - Team (1), Crenshaw 1. SBA/ATT - Crenshaw (16-19), Krings (7-7), McCann (4-5), Harrison (3-4), Whitten (3-4), Abruscato (3-3), Pannell (1-1), Touchet (1-1).



The Automated ScoreBook
Conference statistics for Missouri (as of May 05, 2024)
(SEC games only Sorted by Batting avg)

Record: 13-11 Home: 8-4 Away: 5-7 SEC: 13-11

Player	avg	gp-gs	ab	r	h	2b	3b	hr	rbi	tb	slg%	bb	hp	so	gdp	ob%	sf	sh	sb-att	po	a	e	fld%
36 Abby Hay	.318	16-16	44	6	14	1	1	3	9	26	.591	8	0	11	0	.423	0	0	0-0	93	1	1	.989
25 Alex Honnold	.288	24-24	73	13	21	5	0	2	11	32	.438	7	4	5	0	.376	1	0	6-7	47	0	2	.959
8 Claire Cahalan	.286	19-0	7	4	2	0	0	0	0	2	.286	0	0	1	0	.286	0	0	2-3	0	0	0	.000
3 Jenna Laird	.282	24-24	78	14	22	4	0	0	8	26	.333	7	2	9	0	.352	1	0	5-5	40	34	7	.914
1 Maddie Gallagher	.254	24-24	67	4	17	6	0	1	11	26	.388	7	5	16	1	.358	2	1	1-2	31	29	2	.968
99 Kayley Lenger	.231	24-24	52	9	12	2	0	0	2	14	.269	3	9	14	1	.375	0	1	1-1	45	0	0	1.000
19 Kara Daly	.222	24-24	63	7	14	3	0	3	12	26	.413	5	3	18	0	.306	1	0	0-0	19	30	10	.831
12 Katie Chester	.217	22-14	46	1	10	2	0	1	9	15	.326	4	0	13	1	.275	1	1	0-0	6	0	0	1.000
7 Stefania Abruscato	.216	18-13	37	1	8	1	0	0	2	9	.243	4	4	11	0	.356	0	1	0-0	3	0	0	1.000
11 Julia Crenshaw	.153	24-23	59	12	9	3	0	2	6	18	.305	5	2	8	0	.239	1	4	0-0	109	11	2	.984
6 Mya Dodge	.143	13-8	21	2	3	0	0	1	2	6	.286	3	0	12	0	.250	0	1	0-0	19	0	1	.950
2 Madison Walker	.095	10-7	21	0	2	0	0	0	1	2	.095	1	0	6	1	.136	0	0	0-0	41	0	2	.953
28 Chantice Phillips	.069	17-15	29	4	2	0	0	1	3	5	.172	1	4	7	0	.206	0	1	0-0	23	0	0	1.000
16 Adi Koller	.000	3-0	1	0	0	0	0	0	0	0	.000	0	0	1	0	.000	0	0	0-0	0	0	0	.000
22 Lilly Whitten	.000	4-0	0	0	0	0	0	0	0	0	.000	0	0	0	0	.000	0	0	0-0	0	3	0	1.000
14 Nathalie Touchet	.000	4-0	0	0	0	0	0	0	0	0	.000	0	0	0	0	.000	0	0	0-0	0	1	1	.500
78 Taylor Pannell	.000	11-0	0	0	0	0	0	0	0	0	.000	0	0	0	0	.000	0	0	0-0	0	3	0	1.000
10 Marissa McCann	.000	15-3	0	0	0	0	0	0	0	0	.000	0	0	0	0	.000	0	0	0-0	1	3	0	1.000
17 Cierra Harrison	.000	8-8	0	0	0	0	0	0	0	0	.000	0	0	0	0	.000	0	0	0-0	0	7	0	1.000
4 Danielle Blackstun	.000	15-0	0	7	0	0	0	0	0	0	.000	0	0	0	0	.000	0	0	0-0	0	0	0	.000
24 Laurin Krings	.000	15-13	0	0	0	0	0	0	0	0	.000	0	0	0	0	.000	0	0	0-0	3	22	0	1.000
Totals	.227	24	598	84	136	27	1	14	76	207	.346	55	33	132	4	.323	7	10	15-18	480	144	28	.957
Opponents	.237	24	625	80	148	35	4	20	76	251	.402	51	11	114	3	.303	5	7	12-13	477	165	26	.961

LOB - Team (144), Opp (139). DPs turned - Team (5), Opp (7). CI - Team (0), Opp (2). IBB - Team (1), Daly 1.

(SEC games only Sorted by Earned run avg)

Player	era	w-l	app	gs	cg	sho	sv	ip	h	r	er	bb	so	2b	3b	hr	b/avg	wp	hp	bks	sfa	sha
14 Nathalie Touchet	0.00	0-0	4	0	0	0/0	0	3.2	2	0	0	1	0	2	0	0	.143	0	0	0	0	0
78 Taylor Pannell	0.49	1-1	11	0	0	0/0	6	14.1	7	1	1	4	16	2	0	0	.143	1	0	0	0	1
22 Lilly Whitten	1.05	0-0	4	0	0	0/0	0	6.2	5	3	1	1	4	1	1	0	.185	1	0	0	0	0
10 Marissa McCann	1.93	4-3	15	3	0	0/1	1	36.1	29	12	10	10	14	4	0	6	.216	0	2	0	2	0
24 Laurin Krings	3.64	5-4	15	13	2	1/1	0	67.1	71	44	35	21	56	19	3	6	.263	8	2	0	3	6
17 Cierra Harrison	3.98	3-3	8	8	1	1/0	0	31.2	34	20	18	14	24	7	0	8	.260	1	7	0	0	0
Totals	2.84	13-11	24	24	3	3/1	7	160.0	148	80	65	51	114	35	4	20	.237	11	11	0	5	7
Opponents	2.73	11-13	24	24	11	3/0	1	159.0	136	84	62	55	132	27	1	14	.227	4	33	0	7	10

PB - Team (2), Crenshaw 2, Opp (7). SBA/ATT - Crenshaw (10-11), Krings (5-5), McCann (4-5), Whitten (2-2), Abruscato (2-2), Harrison (1-1).



The Automated ScoreBook
Overall Statistics for Missouri (as of May 11, 2024)
(SEC Tournament Sorted by Batting avg)

Record: 3-1 Home: 0-0 Away: 0-0 Neutral: 3-1 SEC: 0-0

Player	avg	gp-gs	ab	r	h	2b	3b	hr	rbi	tb	slg%	bb	hp	so	gdp	ob%	sf	sh	sb-att	po	a	e	fld%
3 Laird, Jenna	.429	4-4	14	4	6	2	0	0	1	8	.571	2	0	1	0	.500	0	0	2-2	6	8	1	.933
11 Crenshaw, Julia	.400	4-4	10	0	4	1	0	0	0	5	.500	2	0	2	0	.500	0	0	0-0	11	0	0	1.000
1 Gallagher, Maddie	.250	4-4	12	2	3	1	0	1	3	7	.583	1	0	2	0	.286	1	0	0-0	6	6	1	.923
99 Lenger, Kayley	.222	4-4	9	2	2	0	0	0	0	2	.222	2	1	4	0	.417	0	0	0-0	7	0	0	1.000
25 Honnold, Alex	.214	4-4	14	1	3	1	0	0	2	4	.286	1	1	3	0	.313	0	0	0-1	7	1	0	1.000
8 Cahalan, Claire	.200	4-4	10	0	2	0	0	0	0	2	.200	0	0	4	0	.200	0	0	0-0	7	0	1	.875
36 Hay, Abby	.200	4-4	10	0	2	0	0	0	1	2	.200	2	0	5	0	.333	0	0	0-0	37	0	0	1.000
7 Abruscato, Stefania	.125	4-4	8	0	1	0	0	0	1	1	.125	2	0	4	0	.273	1	0	0-0	0	0	0	.000
19 Daly, Kara	.111	4-4	9	0	1	0	0	0	0	1	.111	0	1	4	0	.200	0	0	0-0	2	9	0	1.000
12 Chester, Katie	.000	4-0	5	0	0	0	0	0	0	0	.000	0	0	1	0	.000	0	0	0-0	0	0	0	.000
4 Blackstun, Danielle	.000	1-0	0	0	0	0	0	0	0	0	.000	0	0	0	0	.000	0	0	0-0	0	0	0	.000
10 McCann, Marissa	.000	3-0	0	0	0	0	0	0	0	0	.000	0	0	0	0	.000	0	0	0-0	0	2	0	1.000
17 Harrison, Cierra	.000	1-1	0	0	0	0	0	0	0	0	.000	0	0	0	0	.000	0	0	0-0	0	4	0	1.000
6 Dodge, Mya	.000	1-0	0	0	0	0	0	0	0	0	.000	0	0	0	0	.000	0	0	0-0	1	0	0	1.000
78 Pannell, Taylor	.000	3-0	0	0	0	0	0	0	0	0	.000	0	0	0	0	.000	0	0	0-0	0	1	0	1.000
24 Krings, Laurin	.000	3-3	0	0	0	0	0	0	0	0	.000	0	0	0	0	.000	0	0	0-0	0	2	0	1.000
Totals	.238	4	101	9	24	5	0	1	8	32	.317	12	3	30	0	.331	2	0	2-3	84	33	3	.975
Opponents	.192	4	99	9	19	4	1	4	9	37	.374	6	2	10	0	.252	0	3	0-0	82	16	0	1.000

LOB - Team (27), Opp (17). DPs turned - Team (2), Opp (2).

(SEC Tournament Sorted by Earned run avg)

Player	era	w-l	app	gs	cg	sho	sv	ip	h	r	er	bb	so	2b	3b	hr	b/avg	wp	hp	bk	sfa	sha
78 Pannell, Taylor	0.00	1-0	3	0	0	0/0	2	3.1	0	0	0	1	1	0	0	0	.000	0	0	0	0	0
17 Harrison, Cierra	1.40	1-0	1	1	0	0/0	0	5.0	4	1	1	1	2	0	0	1	.211	0	1	0	0	0
24 Krings, Laurin	1.66	1-1	3	3	0	0/0	0	12.2	10	6	3	2	3	4	1	2	.213	0	1	0	0	2
10 McCann, Marissa	2.00	0-0	3	0	0	0/0	0	7.0	5	2	2	2	4	0	0	1	.208	0	0	0	0	1
Totals	1.50	3-1	4	4	0	0/0	2	28.0	19	9	6	6	10	4	1	4	.192	0	2	0	0	3
Opponents	2.30	1-3	4	4	1	0/0	0	27.1	24	9	9	12	30	5	0	1	.238	2	3	0	2	0

PB - Team (1), Crenshaw 1.

**Individual Hitting Accolades**

3 runs scored in a game Jenna Laird vs. Fordham (3/26/2024)
4 runs scored in a game Regan Nash vs. North Dakota State (3/18/17)
5+ runs scored in a game Never

4 hits in a game Katie Chester vs. Wichita State (3/3/24)
5 hits in a game Brooke Wilmes at Florida State (2/13/21)
6+ hits in a game Never

2 doubles in a game Alex Honnold vs. LSU (3/22/24)
3 doubles in a game Mya Dodge at George Mason (3/28/2024)
4+ doubles in a game Never

1 triple in a game Abby Hay at Georgia (4/19/2024)
2 triples in a game Alex Honnold vs. Lindenwood (4/12/23)
3 triples in a game Karen Persinger (3/11/95)
4+ triples in a game Never

2 home runs in a game Mya Dodge at Fordham (3/26/2024)
3 home runs in a game Hatti Moore vs. Texas A&M (4/29/22)
4+ home runs in a game Never

5+ RBI in a game Mya Dodge at George Mason (3/28/2024)
6+ RBI in a game Hatti Moore vs. Texas A&M (4/29/22)
7+ RBI in a game Kimberly Wert at Kentucky (4/23/22)
8+ RBI in a game Braxton Burnside vs. North Dakota State (3/18/17)
9+ RBI in a game Braxton Burnside vs. North Dakota State (3/18/17)
10+ RBI in a game Braxton Burnside vs. North Dakota State (3/18/17)

Grand Slam Katie Chester vs. North Texas (2/18/23)
Leading off game with HR Jenna Laird vs. Georgia (4/15/22)
Back-to-back HR Alex Honnold and Julia Crenshaw vs. BYU (2/23/23)
Back-to-back-to-back HR Maddie Gallagher, Megan Moll, Payton Jackson vs. Cal (5/20/23)
HR in consecutive games Kara Daly vs. Arkansas (5/6-7/23)
HR in 3 straight games Alex Honnold vs. North Texas, SIUE and Texas A&M (4/23-28/23)
HR in 4 straight games Kimberly Wert vs. Kentucky & Saint Louis (4/23-27/22)
HR in 5 straight games Kara Daly vs. Bradley, St. Thomas & Tennessee (3/4-13/22)
Walk-Off HR Kara Daly vs. Arkansas (5/7/23)
Pinch-Hit HR Megan Moll vs. Georgia (4/15/22)
Inside-the-Park HR Jenna Laird at Mississippi State (4/10/22)

Runner stole home Jenna Laird vs. Arkansas (5/9/24)
Runner with 2+ SB in a game Jenna Laird at South Carolina (5/4/24)
Runner with 3+ SB in a game Maddie Gallagher at Villanova (3/30/24)
Runner with 4+ SB in a game Alex Honnold vs. Drake (3/22/23)
Runner with 5+ SB in a game Never

Team Hitting Accolades

Scored 15+ runs in a game vs. Fordham (3/26/2024)
Scored 16+ runs in a game vs. Fordham (3/26/2024)
Scored 17+ runs in a game vs. Fordham (3/26/2024)
Scored 18+ runs in a game vs. Fordham (3/26/2024)
Scored 19+ runs in a game vs. Fordham (3/26/2024)
Scored 20+ runs in a game vs. Fordham (3/26/2024)
Scored 21+ runs in a game vs. Saint Louis (1995)
Scored 22+ runs in a game vs. Saint Louis (1995)
Scored 23+ runs in a game vs. Saint Louis (1995)
Scored 24+ runs in a game vs. Stephens College (1981)
Scored 25+ runs in a game Never

Team Hitting Accolades (Cont.)

Recorded 15+ hits in a game vs. Fordham (3/26/2024)
Recorded 16+ hits in a game vs. St. Thomas (3/4/22)
Recorded 17+ hits in a game vs. ULM (3/7/21)
Recorded 18+ hits in a game vs. ULM (3/7/21)
Recorded 19+ hits in a game vs. Western Illinois (5/1/13)
Recorded 20+ hits in a game vs. New Mexico State (2/22/03)
Recorded 21+ hits in a game vs. Columbia College (3/16/07)

Hit 3 or more 2B in a game vs. Auburn (3/8/24)
Hit 4 or more 2B in a game vs. LSU (3/22/24)
Hit 5 or more 2B in a game at South Carolina (4/3/21)
Hit 6 or more 2B in a game at South Carolina (4/3/21)
Hit 7 or more 2B in a game Never

Hit 3 or more HR in a game vs. Fordham (3/26/2024)
Hit 4 or more HR in a game vs. BYU (2/23/23)
Hit 5 or more HR in a game vs. Georgia (4/15/22)
Hit 6 or more HR in a game vs. St. Thomas (3/5/22)
Hit 7 or more HR in a game vs. St. Thomas (3/5/22)
Hit 8 or more HR in a game Never

Tallied 5 or more SB in a game at LSU (4/6/23)
Tallied 6 or more SB in a game at Villanova (3/30/2024)
Tallied 7 or more SB in a game at LSU (4/6/23)
Tallied 8 or more SB in a game vs. Drake (3/22/23)
Tallied 9 or more SB in a game vs. Maine (3/3/23)

Individual Pitching Accolades

No-Hitter (5 innings) Jordan Weber at FIU (2/18/23)
No-Hitter (6 innings) Chelsea Thomas vs. DePaul (5/22/11)
No-Hitter (7 innings) Cierra Harrison vs. Texas A&M-Commerce (2/16/24)

Perfect Game (5 innings) Chelsea Thomas vs. Saint Louis (3/3/12)
Perfect Game (6 innings) Laurin Krings vs. Bradley (3/6/22)
Perfect Game (7 innings) Chelsea Thomas vs. Drake (3/2/11)

Struck out 10+ batters Cierra Harrison at Kansas City (3/6/24)
Struck out 11+ batters Laurin Krings vs. North Texas (4/21/23)
Struck out 12+ batters Laurin Krings vs. North Texas (4/21/23)
Struck out 13+ batters Laurin Krings vs. North Texas (4/21/23)
Struck out 14+ batters Laurin Krings vs. North Texas (4/21/23)
Struck out 15+ batters Laurin Krings vs. North Texas (4/21/23)
Struck out 16+ batters Laurin Krings vs. North Texas (4/21/23)
Struck out 17+ batters Laurin Krings vs. North Texas (4/21/23)
Struck out 18+ batters Chelsea Thomas vs. Florida (2/22/13)
Struck out 19+ batters Chelsea Thomas vs. Florida (2/22/13)
Struck out 20+ batters Erin Kalka (4/3/04)
Struck out 21+ batters Erin Kalka (4/3/04)
Struck out 22+ batters Erin Kalka (4/3/04)
Struck out 23+ batters Erin Kalka (4/3/04)
Struck out 24+ batters Erin Kalka (4/3/04)
Struck out 25+ batters Erin Kalka (4/3/04)
Struck out 26+ batters Never

Team Pitching Accolades

Shut out a non-SEC opponent vs. Villanova (3/30/24)
Shut out an SEC opponent at South Carolina (5/3/24)
Shut out consecutive opponents vs. Tennessee (5/13/22)
..... vs. Alabama (5/12/22)
Shut out three consecutive opponents vs. Tennessee (5/13/22)
..... vs. Alabama (5/12/22)
..... vs. Auburn (5/11/22)
Combined no-hitter Jordan Weber, Megan Schumacher, & Jayci Kruse
..... vs. St. Thomas (3/4/22)

**MADDIE GALLAGHER**

POS YR HT B/T
INF **Sr.** **5-5** **L/R**

PREVIOUS SCHOOL | **SOUTH CAROLINA**

HIGH SCHOOL | **PAUL D. SCHREIBER HS**

HOMETOWN | **PORT WASHINGTON, N.Y.**

CAREER HONORS

- SEC Spring Academic Honor Roll (2022)

JUNIOR (2023)

- Appeared in 52 games with 46 starts.
- Made 35 starts at second, 10 starts in the outfield, and one game as the designated player.
- Third on Mizzou in 2023 with a .273 batting average.
- Second on the team with eight hit-by-pitches.
- Registered 33 hits, 14 runs, two doubles, one triple, one home run, and 14 RBI.
- Posted a .331 slugging percentage and .376 on-base percentage.
- Had seven multi-hit games (six two-hit games, one three-hit game).
- Tallied three multi-RBI games (two two-RBI games, one three-RBI game).
- Recorded a 16-game reached base streak and a seven-game hitting streak in 2023.
- Was 2-for-4 on steals.
- Went a career-best matching 3-for-3 with two RBI and a run against Maine (3/3).
- Brought in a trio of runs in the opener at LSU (4/6).
- Blasted her first-career home run as a Tiger against California (5/20) in the 2023 Norman Regional. Opened a back-to-back-back jacks sequence for Mizzou in the fourth.
- Ranked third on the team during SEC play with a .281 batting average on 16 hits, with six runs, six RBI, and a double. Slugged .298 with a .397 on-base percentage.
- On defense, posted a .953 fielding percentage with 77 putouts and 45 assists.

PRIOR TO MIZZOU (SOUTH CAROLINA / 2021-22)

- Competed in 97 games (82 starts) over two seasons at South Carolina before transferring to Missouri on Dec. 14, 2022.
- Started and played in all 56 games, mostly at second base for the Gamecocks in 2022.
- Hit .292 and was tied for second on the team with 47 hits in 2022.
- Led the team with four triples in 2022. Nationally ranked 87th for triples per game.

PREP

- Standout at Paul D. Schreiber High School.
- Three-year letter winner in softball.
- Never hit below .549, including a high-mark of .638 in 2018 with 37 hits.
- Proved to have plenty of pop with the bat – posting 51 extra-base hits (15 home runs).
- Brought home 52 runs while scoring 86 herself.
- Named the 2019 Nassau County Player of the Year.
- Two-time All-State selection.
- Four-time All-County honoree. Also named All-Long Island.
- Two-time High School Extra Innings All-American.
- Ranked 27th in the class of 2020 by Extra Innings coming out of high school.
- In 2019 was selected to Team USA 17U squad that played in the Pan American Games in Colombia.
- Picked South Carolina over North Carolina and Fordham out of high school.
- Four-time NYS Scholar-Athlete.
- National Honors Society honoree.
- Member of the English Honors Society and Foreign Language Honors Society.

PERSONAL

- Daughter of Kim and John Gallagher.
- Sister to Ashlynn and Kailey.
- Mother, Kim Gallagher, played softball at Fairfield.
- Studying Parks, Recreation, & Sport: Sport Management at Missouri.

CAREER STATS

YEAR	GP-GS	AVG	AB	H	R	2B	3B	HR	RBI	SB	OBP	SLG
2021*	41-26	.179	67	12	12	1	0	0	4	4	.385	.194
2022*	56-56	.292	181	47	35	8	4	1	28	5	.403	.410
2023	52-46	.273	121	33	14	2	1	1	14	2	.376	.331
2024	58-58	.301	153	46	29	13	0	3	36	9	.433	.444
Totals	207-186	.275	502	138	90	24	5	5	82	20	.404	.373
S. Carolina	97-82	.259	228	49	47	9	4	1	32	9	.397	.346

* played at South Carolina



MADISON WALKER

POS YR HT B/T
INF **Fr.** **5-10** **R/R**

HIGH SCHOOL | **OLATHE WEST HS**

HOMETOWN | **OLATHE, KAN.**

PREP


- 2022-23 Kansas Gatorade Softball Player of the Year
- 2023 First Team All-Sunflower League
- 2023 Sunflower League Player of the Year
- 2021-22 Second Team All-Sunflower League
- 2020-21 First Team All-Sunflower League
- Set batting average record (.582) during 2020-21 season
- Set runs scored record (34) during 2020-21 season
- Member of National Honor Society and Rho Kappa
- Ranked in the top one percent of her graduating class
- Played on Select Fastpitch club team

PERSONAL

- Born May 24, 2005
- Daughter of Aimee and David Walker
- Has one sister, Hayden Walker
- Volunteers through her church and the National Honor Society
- Majoring in Parks, Recreation, Sport and Tourism: Sport Management at Mizzou

CAREER STATS

YEAR	GP-GS	AVG	AB	H	R	2B	3B	HR	RBI	SB	OBP	SLG
2024	36-29	.216	88	19	5	2	0	1	15	1	.255	.273
Totals	36-29	.216	88	19	5	2	0	1	15	1	.255	.273

**JENNA LAIRD**

POS YR HT B/T
SS **Sr.** **5-7** **L/R**

HIGH SCHOOL | **EAST MEADOW, N.Y.**

HOMETOWN | **EAST MEADOW HS**

CAREER HONORS

- SEC Spring Academic Honor Roll (2022, 2023)
- 2023 All-SEC Second Team
- 2022 Rawlings Gold Glove Award (Shortstop)
- 2022 NFCA Third Team All-Region
- 2022 SEC All-Tournament Team
- 2022 All-SEC Second Team
- 2021 SEC Freshman of the Year
- 2021 All-SEC First Team
- 2021 SEC All-Freshman Team
- 2021 SEC Freshman of the Week (4x)
- 2021 NFCA/Schutt Sports Freshman of the Year Top 15
- 2021 NFCA Southeast First Team All-Region
- 2020-21 First-Year SEC Academic Honor Roll

JUNIOR (2023)

- Named to the 2023 All-SEC Second Team.
- Started in all 61 games at shortstop and as Mizzou's leadoff hitter.
- Was second on the team with a .354 batting average to go with a .434 slugging percentage and .439 on-base percentage.
- Led Missouri with 198 at-bats, 52 runs, and 70 hits.
- Also knocked 12 doubles (third on the team) and three triples (third on the team) with 30 RBI.
- Led the team on the basepaths, going 30-for-34 on stolen bases.
- Registered a .978 fielding percentage with 76 putouts, 104 assists, and 11 double plays.
- Paced the Tigers in SEC play with a .291 batting average to go with 14 runs, three doubles, five RBI, a .371 on-base percentage, and a .329 slugging percentage.
- In the SEC, ranked third for total plate appearances (90), fifth for steals (7), and fifth for at-bats (79) during league competitions.
- Led Mizzou with 24 multi-hit games (two hits 19 times, three hits four times, four hits once).
- Went on an eight-game hitting streak in 2023.
- Tallied nine multi-RBI games (two RBI seven times, three RBI two times).
- Compiled a team-leading 18-game reached base streak and eight-game hitting streak.

- Paced the Tigers at the 2023 SEC Tournament, batting .500 with four hits, three runs, and a double to go with a .625 slugging percentage (.500 on-base percentage).
- Matched a career-high at the plate, going 4-for-4 with two runs, an RBI, and two doubles in Mizzou's 2023 NCAA Norman Regional win over California (5/19).

PREP

- Named PGF All-Northeast Region and PGF All-American in 2020.
- Was a first team all-state and all-county selection all four years of her high school career.
- Led East Meadow to a conference title in 2016, state title in 2017 and Long Island championship in 2018 and 2019.
- Played her club ball with Long Island DeMarini.

PERSONAL

- Studying Health Science: Rehabilitation Sciences at Missouri.

CAREER STATS

YEAR	GP-GS	AVG	AB	H	R	2B	3B	HR	RBI	SB	OBP	SLG
2021	59-59	.369	187	69	46	13	2	8	38	12	.425	.588
2022	60-60	.338	198	67	44	11	3	5	20	22	.395	.500
2023	61-61	.354	198	70	52	12	2	0	30	30	.439	.434
2024	58-58	.350	183	64	52	12	1	0	28	18	.441	.426
Totals	238-238	.352	766	270	194	48	8	13	116	82	.425	.487

**DANIELLE BLACKSTUN**POS **OF** YR **Fr.** HT **5-4** B/T **L/R**

HIGH SCHOOL | FORT ZUMWALT WEST HS

HOMETOWN | O'FALLON, MO.

PREP


- Three-time First Team All-District
- Three-time First Team All-Conference
- First Team All-Region and All-State as a senior
- Four-time letter winner in Softball at Fort Zumwalt West High School
- Helped the team to a 2020 District Championship and a quarterfinals appearance
- Career record holder for hits (164), runs scored (129), stolen bases (75), walks (48) and plate appearances (409)
- Registered a batting average of .467 along with .532 on-base percentage and .660 slugging percentage to go along with 76 RBI, 16 walks, 232 total bases and 351 at-bats over her high school career
- Selected to the St. Charles County Amateur Hall of Fame
- Graduated from Fort Zumwalt West High School in 2023 with a 4.2 GPA
- Graduated Summa Cum Laude along with Academic All-Conference and Academic All-State honors
- Awarded the Missouri Seal of Biliteracy in Spanish
- Played on Select Fastpitch softball team
- Hit .327 (.437 on-base percentage) with 34 runs, 37 stolen bases and 20 walks over the summer of 2023
- During the summer of 2022, batted .448 (.521 on-base percentage) with 82 hits, 55 runs, 37 stolen bases and 25 walks

PERSONAL

- Born January 10, 2005
- Daughter of Trish and Nate Blackstun
- Has a brother, Dominic
- Her father, Nate Blackstun, played football at Truman State University
- Other family members who have competed in athletics at the collegiate level include Larry Blackstun (Mizzou Football), Casey Blackstun (Central Missouri State Football), Heidi (Brown) Blackstun (Mizzou Softball) and Julianne Hutchison (Jacksonville Soccer)
- Volunteers through her church and the food pantry
- Majoring in Parks, Recreation, Sport and Tourism: Sport Management

CAREER STATS

YEAR	GP-GS	AVG	AB	H	R	2B	3B	HR	RBI	SB	OBP	SLG
2024	32-0	.000	1	0	16	0	0	0	0	1	.000	.000
Totals	32-0	.000	1	0	16	0	0	0	0	1	.000	.000



MYA DODGE

POS OF YR Jr. HT 5-6 B/T R/R

PREVIOUS SCHOOL | NORTHERN IOWA

HIGH SCHOOL | CEDAR RAPIDS KENNEDY HS

HOMETOWN | HIAWATHA, IOWA

CAREER HONORS

- 2023 NFCA First Team All-Region
- 2023 Missouri Valley Conference Player of the Year
- Two-time MVC Player of the Week (4/4/23 & 4/18/23)
- Ranked No. 75 on D1Softball.com's Top-100 players in 2023
- 2022 NFCA Third Team All-Region
- 2022 Missouri Valley Conference Freshman of the Year
- 2022 Missouri Valley Conference All-Tournament Team
- Two-time MVC Newcomer of the Week (3/8/22 & 3/20/22)
- Two-time First Team All-Missouri Valley Conference Selection (2022 & 2023)
- 2022 NFCA/Schutte Sports Freshman of the Year Top 25 Candidate

PRIOR TO MIZZOU (NORTHERN IOWA / 2022-2023)

- Led UNI in OPS (1.363), slugging percentage (.899), triples (5), home runs (17), and RBIs (68, 16 multi-RBI games) during her sophomore campaign.
- Tallied the third-most RBIs in the nation and a single-season school record (68) in 2023, breaking the previous record of 59 RBIs set in 2009.
- Slashed .388/.464/.899 as UNI's cleanup hitter in 2023. Recorded the second-best batting average in the MVC on 57 hits in 46 starts (48 total games).
- Notched 17 home runs her sophomore season, the third-most in a single season in UNI history (tied for the MVC lead and ranked 18th in the NCAA).
- Logged the second-best single season slugging percentage in program history (.906) in 2023.
- Posted a .979 fielding percentage with 47 putouts.
- Hit 10 doubles while scoring 48 runs with 23 walks drawn, six stolen bases and four sacrifice flies (MVC-high) in 2023.
- Went a career-best 4-for-4 with three home runs, a triple, four runs and eight RBI in Northern Iowa's 17-5 win over Southern Illinois (4/14/23).
- Produced 20 multi-hit games in 2023. Posted three games with four runs scored, and six games with four or more RBIs driven in.
- Paced the Panthers in batting average (.373), at bats (153), runs (43), hits (57), stolen bases (21), and sacrifice flies (4) in 2022. Appeared and started in all 46 games at designated player and left field.

- Recorded a season high three hits, three doubles, and four runs scored against Southern Illinois (3/19/22).
- Helped UNI capture a pair of MVC regular-season titles.

PREP

- Participated in softball and track & field at Cedar Rapids Kennedy High School.
- Two-time all-state selection in 2020 and 2021.
- Earned back-to-back all-conference honors in 2020 and 2021.
- Led Cedar Rapids Kennedy HS to a state Championship in 2020.
- Selected to the 2020 all-tournament team.
- Helped Cedar Rapids Kennedy HS capture 2021 conference title.
- Tied her high school's home run record, compiling 14 during the 2021 season.
- Four-year honor roll student from 2017-2021.
- 2021 graduate of Cedar Rapids Kennedy HS.
- Played club softball with Iowa Premier.

PERSONAL

- Daughter of Shane and Aubury Dodge.
- Has one brother, Reece Dodge.
- Her father, Shane Dodge, played football at the University of Dubuque.
- Also had offers from Louisiana, Arizona State, Ole Miss, Texas A&M and Central Arkansas.
- Majored in criminology and criminal justice with an emphasis in law enforcement at Northern Iowa.
- Hobbies include working out and volunteering with the food pantry.
- Majoring in Health Science: Fitness Program & Management at Missouri.

CAREER STATS

YEAR	GP-GS	AVG	AB	H	R	2B	3B	HR	RBI	SB	OBP	SLG
2022*	46-46	.373	153	57	43	8	2	13	34	21	.441	.706
2023*	48-46	.388	139	54	48	10	5	17	68	6	.464	.889
2024	38-29	.215	79	17	10	3	1	4	19	1	.292	.430
Totals	132-121	.345	371	128	101	21	8	34	121	28	.419	.720
UNI	94-92	.380	292	111	91	18	7	30	102	27	.452	.798

* played at Northern Iowa

**STEFANIA ABRUSCATO**POS **C/OF** YR **Fr.** HT **5-7** B/T **L/R**HIGH SCHOOL | **HAUPPAUGE HS**HOMETOWN | **SMITHTOWN, N.Y.****PREP**

- 2022-23 New York Gatorade Softball Player of the Year
- Ranked 13th overall in the 2023 Class, according to Extra Inning Softball
- Served as the starting varsity catcher at Hauppauge High School since the seventh grade
- Four-time New York All-State Honoree
- Tabbed a 2022 Extra Inning Softball First Team High School All-American after registering a .667 batting average with eight home runs, 35 RBI, 34 steals, 32 runs, and a .805 on-base percentage in 18 games
- Also, a four-year starter on the Eagles soccer and basketball teams
- Played club softball for New Jersey Intensity

PERSONAL

- Born April 13, 2005
- Daughter to Thomas and Daniela Abruscato
- Father, Thomas Abruscato, played college baseball at Adelphi University and went to the College World Series
- Father, Thomas Abruscato, is currently a three-time state winning head baseball coach at Clarke High School (Westbury, New York)
- Has two sisters Giuliana, and, Crisalyn
- Her older sister, Giuliana Abruscato, plays softball at Connecticut
- Majoring in Health Science: Rehabilitation Sciences at Missouri

CAREER STATS

YEAR	GP-GS	AVG	AB	H	R	2B	3B	HR	RBI	SB	OBP	SLG
2024	43-32	.239	92	22	11	2	0	2	11	0	.366	.326
Totals	43-32	.239	92	22	11	2	0	2	11	0	.366	.326



CLAIRE CAHALAN

POS YR HT B/T
OF **Fr.** **5-1** **L/R**

HIGH SCHOOL | **NORTHSIDE HS**

HOMETOWN | **COLUMBUS, GA.**

PREP

- Led Northside High School to a AAAAA Region Two title and the Georgia High School Association Class AAAAA state finals
- Three-time first team all-state
- Three-time first team all-region
- Georgia Athletic Coaches Association Player of the Year (2021)
- GADC Player of the Year (2021)
- All Bi-City Offensive Player of the Year (2020)
- Junior All-Star Team selection
- Broke five program records at Northside HS while hitting .525 with 46 runs on 53 hits to go along with a .583 on-base percentage and 48 stolen bases
- Competed with the Birmingham Thunderbolts.
- Earned 2020 Extra Inning All-Summer Team honors
- Batted .517 with a .576 on-base percentage, 15 hits, 11 runs and 12 stolen bases with the Birmingham Thunderbolts
- Led Northside HS to a D1 Area 5 Region Flag Football title
- Named to the 2021 First Team All-Area Flag Football

PERSONAL

- Born August 3, 2005
- Daughter of Christy and Steve Cahalan
- Has one sister, Mary Beth
- Majoring in Parks, Recreation, Sport and Tourism: Sport Management

CAREER STATS

YEAR	GP-GS	AVG	AB	H	R	2B	3B	HR	RBI	SB	OBP	SLG
2024	45-5	.208	24	5	12	0	0	0	0	3	.269	.208
Totals	45-5	.208	24	5	12	0	0	0	0	3	.269	.208



MARISSA MCCANN

POS. YR. HT. B/T
RHP **Fr.** **5-10** **R/R**

HIGH SCHOOL | **WILLOW CANYON HS**

HOMETOWN | **SURPRISE, ARIZ.**

PREP

- 2023 PGF All-American
- 2023 Arizona 5A Player of the Year
- 2022 Arizona 5A State Champions and Player of the Game
- 2022 Arizona 5A Player of the Year
- 2022 First Team All-Region
- 2022 Arizona Republic First Team All-State
- 2022 All-West Valley Preps Player of the Year
- Set school records in wins, ERA, shutouts, strikeouts, complete games, and no-hitter
- 2022 Perfect Game Fall Showcase 18U MVP Pitcher
- 2022 Team PGF Premier 18U Runner Up
- 2021 Arizona 5A State Champions
- 2021 Perfect Game Fall Showcase 18U MVP
- Member of National Honor Society

PERSONAL

- Born December 2, 2004
- Daughter of Jennifer and Heath McCann
- Has one brother, Brandon and one sister, Brooklynn
- Grew up in Columbia, Missouri, before moving to Arizona when she was 13
- Studying Health Science: Rehabilitation Sciences at Mizzou

CAREER STATS

Yr.	APP	GS	W-L	CG	SHO	ERA	IP	SV	BB	SO	BAA
2024	27	6	8-3	0	0/4	1.84	72.1	2	17	47	.189
Totals	27	6	8-3	0	0/4	1.84	72.1	2	17	47	.189

**JULIA CRENSHAW**

POS YR HT B/T
C/INF **Jr.** **5-9** **R/R**

HIGH SCHOOL | FORT ZUMWALT WEST HS

HOMETOWN | O'FALLON, MO.

CAREER HONORS

- SEC Spring Academic Honor Roll (2023)
- First-Year Academic SEC Honor Roll (2021-22)

SOPHOMORE (2023)

- Appeared and started in all 61 games at catcher (35) and second base (26).
- Was fifth on the team with a .267 batting average.
- Tied for first on the team with 13 doubles.
- Also was third on the team for at-bats (176), home runs (9), RBI (44), and slugging percentage (.506).
- Tallied 30 runs (fourth on the team) on 47 hits (fourth on the team), with a triple and a .357 on-base percentage.
- Was 11-for-15 on the base paths.
- Registered a career-best three hits, three times in 2023.
- Went 3-for-4 with two runs and four RBI to go with a double and a homer against Butler (2/17).
- Compiled her first career two-home run game against Brigham Young (2/23), going 3-for-3 with a personal-best five RBI and two runs.
- Added a 3-for-4 day at the plate with two RBI, a run, and a double at Texas A&M (4/29).
- Belted a career-high two doubles against Oregon State (2/24) with an RBI.
- Notched her first triple as a Tiger against Ole Miss (4/17) to complement a home run.
- Nabbed a personal-best three bases at Tulsa (3/5).
- Registered a .976 fielding percentage with 239 putouts and 51 assists.
- Led Mizzou in SEC play with 13 RBI. Also had two doubles, two home runs, and a triple.

FRESHMAN (2022)

- Made 11 game appearances and 2 starts on the year mostly as a pinch hitter, with time also in left field or second base.
- Tallied her first career RBI in her debut game vs. Florida Atlantic (2/19/22).
- Smashed a home run for her first career hit at St. Thomas (3/5/22)

PREP

- Highly-touted recruit out of the state of Missouri.
- 2020-21 Missouri Gatorade Softball Player of the Year.
- Ranked as the second overall prospect in the nation by Extra Innings Softball.
- Led Fort Zumwalt West HS to a Class 5A state quarterfinals appearance in 2020.
- Twice named to the all-state team.
- MSHSAA 5A State Champion in the javelin.
- Lettered in three sports, softball, track and field, and basketball.

PERSONAL

- Majoring in Agriculture at Missouri.

CAREER STATS

YEAR	GP-GS	AVG	AB	H	R	2B	3B	HR	RBI	SB	OBP	SLG
2022	11-2	.125	8	1	2	0	0	1	2	0	.417	.500
2023	61-61	.267	176	47	30	13	1	9	44	11	.357	.506
2024	56-55	.222	153	34	30	9	0	3	26	6	.301	.340
Totals	128-118	.243	337	82	62	22	1	13	72	17	.334	.430



KATIE CHESTER

POS **1B/3B** YR **So.** HT **5-9** B/T **R/R**

HIGH SCHOOL | **LIBERTY NORTH HS**

HOMETOWN | **LIBERTY, MO.**

CAREER HONORS

- 2022-23 First-Year SEC Academic Honor Roll

FRESHMAN (2023)

- Appeared in 52 games with 40 starts during her freshman campaign.
- Saw action at first base (27 starts) and designated player (13 starts).
- Led the Tiger freshmen, batting .190 with 23 hits, nine runs, five doubles, three home runs, and 11 RBI.
- Added a slugging percentage of .306 and on-base percentage of .274.
- On defense, posted a 1.000 fielding percentage with 161 putouts and six assists.
- In SEC play, notched 10 hits, two runs, a double, a home run, and four RBI.
- Registered a personal-best two hits, three times during the season.
- Went 2-for-3 with two RBI and a personal-high two doubles at Tulsa (3/5).
- Also posted a 2-for-3 day at the dish, with a solo homer at LSU (4/7).
- Had three, two RBI games.
- Drove in a pair of runs at UCF (2/14) and against Ole Miss (4/16).
- Notched her first career home run against Butler (2/17).
- Made Tigers debut against Fordham (2/10), going 1-for-3.

PREP

- Finished her high school career with 44 home runs, the second most in Missouri State High School Activities Association (MSHSAA) history.
- Set the Liberty North HS home run record with 14 in 2019, which she broke again in 2021 with 18 home runs, which is the second most in a single season in MSHSAA history.
- Named first team all-state twice and earned three all-region honors.
- Batted over .600 in her senior season with over 30 extra-base hits.
- Played high school and club softball with fellow freshman Kayley Lenger.
- Played her club ball for Select Fastpitch.
- Picked the Tigers over Wichita State, Southern Illinois, Missouri State, and Northern Iowa.
- Plays both corner infield positions.

PERSONAL

- Studying Health Science: Health & Wellness Services at Missouri.

CAREER STATS

YEAR	GP-GS	AVG	AB	H	R	2B	3B	HR	RBI	SB	OBP	SLG
2023	52-40	.190	121	23	9	5	0	3	11	0	.274	.306
2024	52-36	.250	112	28	6	5	0	4	29	0	.286	.402
Totals	104-76	.219	233	51	15	10	0	7	40	0	.280	.352



NATHALIE TOUCHET

POS YR HT B/T
RHP **Fr.** **5-8** **R/R**

HIGH SCHOOL | **ALEDO HS**

HOMETOWN | **ALEDO, TEXAS**

PREP

- 2023 Texas High School Coaches Association and the Texas Army National Guard Academic All-State First Team
- 2023 Texas District 5-5A Co-Pitcher of the Year
- 2023 DFW All Metroplex Team – Honorable Mention
- 2022 Texas Girls Coaches Association All-State
- 2020-2023 Academic All District
- Helped Aledo HS finish third at the 2022 5A Texas State Tournament
- 2021 5A Texas State Tournament Runner Up
- 2022 UIL (University Interscholastic League) All-State in 5A High School Softball
- Academic All District 2020-22
- 2021 Second Team All District
- 2023 Aledo High School Hall of Fame
- All-Metroplex Team
- 2022 Outstanding Student in Health Science
- 2020 Aledo HS Most Outstanding Female Student in 2023 Class
- Fourth Place at Regionals for Clinical Nursing HOSA Competition in 2021
- Umpired at Aledo Athletics, Inc.
- Shadowed at a Hospice RN
- Competed with Impact Gold Jackson 18U
- Ninth place at 2023 Alliance Championships
- Second place at 2023 Texas Fastpitch League (TFL) Championships
- 2023 National Merit Rural and Small-Town Recognition Program Scholar
- Member of National Honor Society, Student Council, Health Occupational Students of America, Elementary student mentoring program

PERSONAL

- Born March 6, 2005
- Daughter of Liz and Chad Touchet
- Has one sister, Alaina
- Father, Chad Touchet, played baseball at University of Nebraska at Kearney
- Studying Nutrition and Exercise Physiology at Mizzou

CAREER STATS

Yr.	APP	GS	W-L	CG	SHO	ERA	IP	SV	BB	SO	BAA
2024	6	0	0-0	0	0	2.47	5.2	0	3	0	.250
Totals	6	0	0-0	0	0	2.47	5.2	0	3	0	.250

**ADI KOLLER**

POS YR HT B/T
INF Fr. 5-7 L/R

HIGH SCHOOL | **PLEASANT GROVE HS**

HOMETOWN | **TEXARKANA, TEXAS**

PREP

- Four-year letter winner in softball, volleyball and basketball at Pleasant Grove High School in Texarkana, Texas.
- Earned all-district honors three consecutive years, including all-district first team, all-district defensive MVP and all-district offensive MVP.
- Selected to the Texas Sports Writers Association All-State Team her sophomore season.
- As a senior, batted .514 with an .858 slugging percentage and .512 on-base percentage to go with 37 RBI, 44 runs, 14 triples, eight doubles, and three homers.
- Over her high school career, she did not register a batting average lower than .411.
- Led her team to back-to-back regional semifinals appearances in 2021 and 2022.
- Helped her team secure second place in the district and finish as an area finalist during the 2023 season.
- Played center field her freshman year before moving to shortstop.
- Competed for the Excel Elite Burns and Athletics NTX Robinson club teams in Fort Worth, Texas.
- Registered a batting average of .667 with an on-base percentage of .750 over the summer of 2023.
- Earned academic all-district honors four consecutive years.
- Named to the Fellowship of Christian Athletes All-Star team her senior year.
- National Honors Society member.
- Earned Texas High School Coaches Association Academic All-State laurels.

PERSONAL

- Daughter of Derek and Jolie Koller.
- Sister to Tristen, Hayden and Jaxon Koller.
- Has a long family history on the diamond. Her father, Derek Koller, played baseball at Southern Arkansas University, along with brothers Tristen Koller and Hayden Koller, who played at Texarkana College and the University of Arkansas Rich Mountain, respectively.
- Additionally, Uncle Rodney Koller was a member of the Cleveland Indians, after playing collegiately at Southern Arkansas while aunt Linzi Wallis played softball at Texarkana College.
- Her cousins, Vaughan Tollett and Alan Tollett played football at Alabama and Henderson State, respectively.
- Dallas Cowboys Owner/President/General Manager Jerry Jones is her cousin.
- Studying Nutrition and Exercise Physiology at Missouri.

CAREER STATS

YEAR	GP-GS	AVG	AB	H	R	2B	3B	HR	RBI	SB	OBP	SLG
2024	9-0	.200	5	1	1	0	1	0	1	0	.200	.600
Totals	9-0	.200	5	1	1	0	1	0	1	0	.200	.600



CIERRA HARRISON

POS YR HT B/T
RHP **So.** **5-2** **R/R**

HIGH SCHOOL | LEE'S SUMMIT NORTH HS

HOMETOWN | LEE'S SUMMIT, MO.

CAREER HONORS

- No-Hitter vs. Texas A&M - Commerce (2/16/24)
- 2022-23 First-Year SEC Academic Honor Roll

FRESHMAN [2023]

- Appeared in 21 games with 13 starts in the circle.
- Registered an 8-2 record with a 2.48 ERA in her freshman campaign.
- Pitched 67.2 innings with 72 strikeouts.
- Notched two complete games and two shutouts (one solo, one combined).
- Opposing offenses batted .206.
- Made her Mizzou debut against Fordham (2/10), pitching 4.0 innings, allowing just one hit and no runs with seven strikeouts for the win.
- Started her collegiate career with a 5-0 mark with wins over Fordham (2/10), Prairie View A&M (2/12), Butler (2/18), Maine (3/3), and Kansas City (3/8).
- Pitched 5.0 or more frames five times.
- Pitched a career-high 7.0 innings in the win over Maine (3/3), surrendering one run on three hits with three strikeouts in the complete game.
- Tallied seven or more strikeouts five times.
- Notched a personal-best eight strikeouts twice in wins over Butler (2/18) and Drake (3/22).
- Recorded a complete-game shutout win over Lindenwood (4/12), allowing just one hit over 5.0 innings with six strikeouts in the 9-0 midweek win.
- Out of the bullpen, going 1.2 scoreless innings in relief with one hit against Alabama (5/10) in the 2023 SEC Softball Tournament.
- Also came on in relief against California (5/20) in the 2023 NCAA Norman Regional, pitching 1.2, allowing two runs on four hits and a strikeout.

PREP

- Named to the first team all-state team three times in her high school career at Lee's Summit North.
- Named the Missouri Gatorade Player of the Year.
- Closed her career as the Broncos' all-time leader in wins and strikeouts.
- Struck out 1,023 batters over her high school career and finished her senior season with an ERA of 1.04.
- Played her club ball with Aces Fastpitch and fellow freshman Taylor Pannell.
- The top-ranked pitcher in the state of Missouri in the 2022 class. The 16th ranked prospect in the nation (No. 6 pitcher) according to Extra Innings Softball.
- Was a member of the Student Athletic Advisory Council.
- Named to the 2020 Academic All-State team and was recognized as the 2020 Avid Student of the Year.
- Named to the Honor Roll four times.
- Chose Mizzou over Minnesota.

PERSONAL

- Majoring in Psychology at Missouri.

CAREER STATS

Yr.	APP	GS	W-L	CG	SHO	ERA	IP	SV	BB	SO	BAA
2023	21	13	8-2	2	1/1	2.48	67.2	0	19	72	.263
2024	24	21	14-3	4	3/4	2.06	102.0	1	29	81	.197
Totals	45	34	22-5	6	4/5	2.23	169.2	1	48	153	.229

**KARA DALY**

POS **3B** YR **Jr.** HT **6-0** B/T **R/R**

HIGH SCHOOL | JEFFERSON CITY HS

HOMETOWN | JEFFERSON CITY, MO.

CAREER HONORS

- SEC Spring Academic Honor Roll (2023)
- First-Year Academic SEC Honor Roll (2021-22)

SOPHOMORE (2023)

- Appeared in all 61 games, starting each game at third base.
- Led the Tigers in doubles (13).
- Second on Mizzou for at-bats (177), home runs (10), RBI (46), and slugging percentage (.537).
- Was third for runs (32), hits (48), triples (2), and walks (19).
- Ranked fourth on the team with a .271 batting average.
- Was 3-for-3 on steals.
- Posted a .959 fielding percentage with 45 putouts and 95 assists.
- Notched 11 multi-hit games (10 two-hit games, one three-hit game).
- Was third on the team with nine multi-RBI games (two RBI twice, three RBI twice, four RBI four times, five RBI once).
- Had a nine-game reached base streak and seven-game hitting streak.
- Notched career-best three hits (3-for-4) at Florida (3/17) with one run, one RBI, two doubles, and a home run.
- Knocked a pair of home runs at Tulsa (3/4), going 2-for-3 with three runs and three RBI.
- Posted 5 RBI with a double and two sacrifice flies at Tulsa (3/5).
- Connected on the game-winning home run in consecutive games against Arkansas (5/6-7). Her blast in game two of the series (5/6) walked off the game in the eighth before securing the series win in the finale (5/7) with a walk-off in the bottom of the seventh.
- Tallied 10 runs on 16 hits (.219 BA) with six doubles, four home runs, and 10 RBI with a .466 slugging percentage and .313 on-base percentage in SEC play.
- Paced Mizzou with two hits (2-for-3) against Mississippi State (5/9) in the 2023 SEC Tournament opener with a walk, RBI, double, and a stolen base.
- Had a hit in each of the five postseason games over the 2023 SEC Tournament (5/9-10) and 2023 NCAA Norman Regional (5/19-20).

FRESHMAN (2022)

- Made 59 appearances, with 55 starts at third base in her debut season.
- Racked up a total of 13 home runs on the season, the third-highest on the team, contributing to her overall total of .270 batting average anchored by her 40 hits.
- Homered in five straight games for the first time in Mizzou program history.
- Recorded her first multi-home run game in the first game of the Illinois doubleheader (3/16/22) while matching her career high with three RBI.
- Went 2-for-2 against Kentucky (4/23/22) while hitting her career-first double.
- Tallied eight multi-hit games contributing to her 26 RBIs.
- Posted a .929 fielding percentage, only making nine errors in her 113 chances.

PREP

- The 54th-ranked prospect in the nation according to Extra Innings Softball and 93rd-ranked prospect by Softball America.
- Earned All-State honors in each year of her high school career, being named to the first team twice.
- Batted .474 with 38 home runs and 107 RBI during her high school career. During her senior season, she only struck out twice, hitting for extra bases more than she hit for singles.
- Excelling on the basketball court as well, she earned multiple all-state honors and all-region honors while receiving plenty of interest to play collegiately.
- Chose Mizzou over Virginia Tech, Texas, Florida, and Stanford.

PERSONAL

- Her mother, Kristin Daly, played softball at Central Missouri (UCM).
- Studying Health Science: Health & Wellness Services at Missouri.

CAREER STATS

YEAR	GP-GS	AVG	AB	H	R	2B	3B	HR	RBI	SB	OBP	SLG
2022	59-55	.270	148	40	24	2	0	13	26	1	.370	.547
2023	61-61	.271	177	48	32	13	2	10	46	3	.350	.537
2024	58-58	.216	162	35	20	6	1	7	31	1	.318	.395
Totals	178-174	.253	487	123	76	21	3	30	103	5	.345	.493



LILLY WHITTEN

POS YR HT B/T
RHP **So.** **5-2** **R/R**

HIGH SCHOOL | **SKYLINE HS**

HOMETOWN | **TUNAS, MO.**

CAREER HONORS

- 2022-23 First-Year SEC Academic Honor Roll

FRESHMAN (2023)

- Redshirted.

PREP

- Helped Skyline High School capture the Spring 2021 Class 2 Missouri State Championship, throwing a complete game shutout in the circle.
- Earned first team all-state honors for the 2021 season.
- Played club softball at Select Fastpitch with fellow freshmen Kayley Lenger and Katie Chester.
- Named to the Honor Roll at Skyline HS.
- Also participated in Future Farmers of America (FFA) and student council.
- Picked the Tigers over Ole Miss, Mississippi State, Wichita State, and Minnesota.
- Her cousin, Leanne Bowers, is a former Tiger Standout, an All-Big 12 Conference performer and current Mizzou record holder for reaching base in 39 consecutive games.

PERSONAL

- Studying Health Science: Health & Wellness Services at Missouri.

CAREER STATS

Yr.	APP	GS	W-L	CG	SHO	ERA	IP	SV	BB	SO	BAA
2023					-----	Redshirted	-----				
2024	11	3	5-0	0	0/1	1.18	29.2	0	9	27	.212
Totals	11	3	5-0	0	0/1	1.18	29.2	0	9	27	.212

**LAURIN KRINGS**

POS. YR. HT. B/T
RHP **Sr.** **5-8** **R/R**

HIGH SCHOOL | **LOVELAND HS**

HOMETOWN | **LOVELAND, COLO.**

CAREER HONORS

- SEC Spring Academic Honor Roll (2022, 2023)
- Wilson/NFCA Pitcher of the Week (April 25, 2023)
- SEC Co-Pitcher of the Week (April 25, 2023)
- No-Hitter vs. North Texas (April 21, 2023)
- No-Hitter vs. Bethune-Cookman (Feb. 19, 2022)
- Perfect Game vs. Bradley (March 6, 2022)

JUNIOR (2023)

- Made 35 appearances with 23 starts in the circle.
- Led the Tigers with 12 wins (12-12) on a 2.75 ERA.
- Notched 10 complete games and four shutouts in 2023.
- Registered 145 strikeouts over 163.0 innings.
- Limited opposing batters to a .263 batting average.
- Registered a career-best 8.2 innings of work against Alabama (4/1) with six strikeouts (two runs on nine hits).
- Tallied a career-best and Mizzou single-game (7 innings) record 17 strikeouts for a no-hitter of North Texas (4/21). Punched out 14 of the first 15 batters she faced.
- Named both the Wilson/NFCA Pitcher of the Week and the SEC Co-Pitcher of the Week (4/25) after she earned a trio of wins in three appearances including a no-hitter. Pitched 15 consecutive scoreless innings (0.00 ERA) with 28 strikeouts (26 over the UNT series). Krings registered two complete-game shutout wins, allowing just four hits and a walk over the week against Kansas and North Texas.
- Pitched 5.0 or more frames 16 times.
- Tallied seven or more strikeouts six times in 2023.
- Posted complete-game shutouts of Long Beach State (2/25, nine strikeouts), Illinois (3/14, 11 strikeouts), North Texas (4/21 and 4/23).
- Started the 2023 season, 4-0 with wins over Northwestern (2/11), UCF (2/14), and Pittsburgh (2/17, 17 strikeouts and 2/19, nine strikeouts).
- Compiled 11 strikeouts in game two of the doubleheader with Illinois (3/14).
- Picked up an SEC win over Alabama (4/2), allowing no runs on three hits over the final 2.1 innings with two strikeouts.
- Registered a complete-game win to open the 2023 SEC Tournament against Mississippi State (5/9), allowing just one run on two hits with a trio of strikeouts.
- Earned the win in Mizzou's 2023 NCAA Norman Regional opener over California (5/19), limiting the Bears to one run on four hits with three strikeouts.
- Had a hit in each of the five postseason games over the 2023 SEC Tournament (5/9-10) and 2023 NCAA Norman Regional (5/19-20).

SOPHOMORE (2022)

- Led Mizzou pitchers with a winning record of 16-9, as well as strikeouts (185).
- Recorded a 2.78 ERA over 33 appearances with 30 starts.
- Ended with a combined total of 156.1 innings pitched with 185 strikeouts.
- Threw the 12th perfect game in Mizzou history featuring 12 strikeouts against Bradley (3/6/22).
- Recorded a no-hitter in the win over Bethune-Cookman (2/19/22).
- Threw double-digit strikeouts in five games, two of which were her season high (14) against Texas Tech (2/25/22) and Bradley (3/5/22).
- Led the Tigers in the upset win over then-No.2 Alabama (5/12/22) with a complete shutout to advance to the SEC Championship semifinals.
- Recorded six individual and one combined shutouts.

PREP

- One of the most decorated pitchers to hail from Colorado, was twice named the Gatorade State Player of the Year -- the fourth two-time winner in Colorado history.
- Led Loveland to a 24-4 record and a spot in the 5A state quarterfinals as a senior.
- Struck out 949 batters in her high school career, adding 38 home runs at the plate. Finished her prep career with a 0.98 ERA.
- Named to the PGF All-Mountain Region team as a senior in 2020.
- Named to the Front Range all-league teams as a junior and senior, as well as first team 5A all-state.
- Earned a share of league player or pitcher of the year twice.
- Played for the Nebraska Gold on the club level.

PERSONAL

- Studying Health Science: Fitness Program & Management at Missouri.

CAREER STATS

Yr.	APP	GS	W-L	CG	SHO	ERA	IP	SV	BB	SO	BAA
2021	29	13	11-3	5	3	3.68	97.0	2	37	122	.238
2022	33	30	16-9	13	6	2.78	156.1	1	54	185	.237
2023	35	23	13-12	10	4	2.75	163.0	0	35	145	.263
2024	32	28	13-8	8	1	2.64	146.0	0	37	115	.248
Totals	129	94	53-32	36	14	2.89	562.1	3	163	567	.246



ALEX HONNOLD

POS OF YR Sr. HT 5-8 B/T L/R

HIGH SCHOOL | VALLEY HS

HOMETOWN | WEST DES MOINES, IOWA

CAREER HONORS

- Top 25 Finalist for 2023 USA Softball Player of the Year
- 2023 NFCA Second-Team All-American
- 2023 NFCA Second-Team All-Region (Southeast)
- 2023 All-SEC Second Team
- 2023 College Sports Communicators Third-Team Academic All-American
- 2023 College Sports Communicators Academic All-District
- SEC Co-Player of the Week (Feb. 20, 2023)
- SEC Spring Academic Honor Roll (2021, 2022, 2023)
- 2020-21 First-Year SEC Academic Honor Roll

JUNIOR (2023)

- Started and played 57 games as the Tigers starting center fielder and two-hole hitter.
- Led Mizzou and ranked in the top six in the SEC for on-base percentage (.539, fourth in the SEC, 12th in the NCAA), slugging percentage (.779, fifth in the SEC, 20th in the NCAA), runs (52, fifth in the SEC), batting average (.396, sixth in the SEC) and triples (three, sixth in the SEC).
- Also, fourth in the SEC with 44 walks.
- Second on the Tigers with 19 multi-hit games.
- Blasted 14 home runs, leading Mizzou (ninth in the SEC).
- Tallied 11 doubles (fourth on Mizzou).
- Led Mizzou with 11 multi-RBI games and 49 RBI (11th in the SEC).
- Notched a 17-game reached-base streak and 11-game hitting streak in 2023.
- Tallied 61 hits in 2023 (11th in the SEC).
- Grabbed 20 stolen bases (seventh in the SEC).
- Registered a .989 fielding percentage with 91 putouts.
- Registered three hits, five times in 2023.
- Belted two home runs at Florida (3/17), going 3-for-4 with a career-best five RBI.
- Knocked a pair of doubles (3-for-4) against Pittsburgh (2/19).
- Notched a pair of triples (2-for-3) in the midweek with Lindenwood (4/12).
- Ranked 10th in SEC play with a .443 on-base percentage.
- Hit .290 in SEC games with four home runs, two doubles, 14 runs, and 10 RBI to go with a .493 slugging percentage.
- Batted .333 at the 2023 SEC Tournament (5/9-10) with two RBI, a run and a double.

- Opened the 2023 NCAA Norman Regional, going 1-for-4 with three RBI and a homer against California (5/19).
- Went 9-for-14 with a pair of home runs and 10 RBI over Mizzou's non-conference trip to Florida (2/14-19) for SEC Co-Player of the Week honors. In six games, Honnold slashed .643/.762/1.357 with six extra-base hits to lead the Tigers to a 6-0 record across the week, winning a midweek matchup at No. 20 UCF and the 2023 Panther Invitational.
- Her .779 slugging percentage in 2023 ranks fourth all-time in Mizzou program history.
- Ranks tied for third in the Missouri record books with 44 walks.

PREP

- Led Valley HS to a top five finish in the state playoffs as a freshman, sophomore and junior -- winning a state title as a junior.
- Went 103-24 at the high school level.
- Named to the PGF All-Central Region team in 2020.
- Batted .504 as a junior in 2019, knocking in 27 extra-base hits on the season.
- Concluded her high school career with 26 home runs.
- Named all-conference, all-district and all-state all three years.
- Played on the club level for the Iowa Premier Gold, alongside fellow Mizzou signee, Riley Heckenkamp.

PERSONAL

- Studying Parks, Recreation, Sport and Tourism: Sport Management at Missouri.

CAREER STATS

YEAR	GP-GS	AVG	AB	H	R	2B	3B	HR	RBI	SB	OBP	SLG
2021	46-31	.278	97	27	26	7	1	0	16	4	.375	.371
2022	60-60	.282	170	48	25	11	3	2	17	5	.371	.418
2023	57-57	.396	154	61	52	11	3	14	49	20	.539	.779
2024	58-58	.346	185	64	43	21	2	5	34	14	.425	.562
Totals	221-206	.330	606	200	146	50	9	21	116	43	.435	.546



CHANTICE PHILLIPS

POS YR HT B/T
OF **Sr.** **5-6** **R/R**

HIGH SCHOOL | **PARK HILL SOUTH HS**

HOMETOWN | **KANSAS CITY, MO.**

CAREER HONORS

- SEC Spring Academic Honor Roll (2022, 2023)
- 2020-21 First-Year SEC Academic Honor Roll

JUNIOR (2023)

- Appeared in 39 starts, starting in each of those games in the outfield (37) or at designated player (2).
- Batted .222 with 24 hits and 12 runs.
- Notched eight extra-base hits with five doubles, a triple, and two home runs with 14 RBI.
- Was 5-for-6 on stolen bases.
- Slugged .343 with an on-base percentage of .274.
- Posted four multi-hit games (three two-hit games, one three-hit game).
- Totaled two four-RBI games in 2023.
- Had a reached base streak and hitting streak of six games.
- Had a 2-for-4 day at the plate with four RBI, two runs, and her first career homer at Mizzou in a midweek win over her hometown team, Kansas City (3/8).
- Went a career-best 3-for-3 with four RBI, two runs, a double, and a home run against Alabama (4/2).
- Knocked her first career triple, finishing 2-for-4 with an RBI in Mizzou's upset of No. 8/8 Northwestern (2/11).
- Recorded a 1.000 fielding percentage with 48 putouts and two assists.
- Hit .226 over 18 starts in SEC play with 12 hits (four doubles and a home run).

SOPHOMORE (2022)

- Made 11 appearances on the season with seven starts.
- Went 2-2 in the series sweep against St. Thomas (3/4/22-3/5/22).
- Recorded a 1.000 fielding percentage with eight putouts and one assist over nine chances.
- Scored five runs on the year.

FRESHMAN (2021)

- Made 14 appearances on the season as a pinch hitter and pinch runner while also spending time defensively in the outfield.
- Recorded her first career hit with an RBI double vs. ULM (Mar. 7).
- Smacked a bases-clearing double vs. Drake (Mar. 14).

PREP

- Hit six home runs as a senior, batting .489 in her final prep campaign.
- A threat on the base paths, stole 18 bases and scored 36 runs as a senior.
- Named to Team Missouri for the Missouri-Kansas All-Star Game.
- Named to the all-tournament team after leading her club team, Select Faspitch, to a second-placing showing at PGF Platinum Nationals.
- Was club teammates with fellow Mizzou signee, Kelsee Mortimer.

PERSONAL

- Majoring in Psychology at Missouri.

CAREER STATS

YEAR	GP-GS	AVG	AB	H	R	2B	3B	HR	RBI	SB	OBP	SLG
2021	14-0	.400	5	2	1	2	0	0	4	0	.571	.800
2022	11-7	.188	16	3	1	0	0	0	0	0	.316	.188
2023	39-39	.222	108	24	12	5	1	2	14	5	.274	.343
2024	37-28	.143	63	9	12	1	0	2	5	1	.270	.254
Totals	101-74	.198	192	38	26	8	1	4	23	6	.286	.313



JAYCI KRUSE

POS YR HT B/T
RHP **Jr.** **5-8** **R/R**

HIGH SCHOOL | SANTA MARGARITA CATHOLIC HS

HOMETOWN | COTO DE CAZA, CALIF.

CAREER HONORS

- Combined No-Hitter (March 4, 2022)
- SEC Spring Academic Honor Roll (2023)

SOPHOMORE (2023)

- Made one appearance in the circle in 2023.
- Pitched an inning (no runs on no hits) with a strikeout and two walks in 5-0 combined shutout of Butler (2/17).
- Registered a 0.00 ERA over 1.0 inning with two walks and a strikeout.
-

FRESHMAN (2022)

- Made two game appearances.
- Her career debut against St. Thomas (3/4/22) featured a combined no-hitter after coming in as relief in the 5th inning.

PREP

- One of the top 65 pitchers in the nation out of high school.
- Helped lead her team to a 33-4 record over her last two seasons and a 2019 Trinity League championship.
- Posted an ERA under 1.00 in the COVID-19 shortened 2020 season.
- Played club ball with the OC Batbusters.
- Chose Mizzou over Saint Louis, SIUE, San Diego and Santa Clara
-

PERSONAL

- Studying Health Science: Pre-Professional at Missouri.

CAREER STATS

Yr.	APP	GS	W-L	CG	SHO	ERA	IP	SV	BB	SO	BAA
2022	2	0	0-0	0	0/1	15.75	1.1	0	0	0	.375
2023	1	0	0-0	0	0/1	0.00	1.0	0	2	1	.000
2024	1	0	0-0	0	0/0	0.00	1.0	0	0	1	.250
Totals	4	0	0-0	0	0/2	6.30	3.1	0	2	2	.208



ABBY HAY

POS C/1B YR Fr HT 5-11 B/T R/R

HIGH SCHOOL | ROCK BRIDGE HS

HOMETOWN | COLUMBIA, MO.

PREP

- Three-time All-Conference team
- Three-time All-District team
- Three-time All-Region team
- Three-time All-State team
- Lettered in baseball and softball
- Won 2020 Class 5 State Championship
- Member of the Bru Crew
- Volunteered for the Food bank and United challenge
- Played for Select Fastpitch club team

PERSONAL

- Born January 8, 2005, in Columbia, Missouri.
- Daughter of Amy and John Hay
- Has one brother, Zack Hay
- Father, John Hay, played baseball at the University of Missouri
- Mother, Amy Hay, was a golfer at the University of Missouri
- Studying Parks, Recreation, Sport and Tourism: Sport Management at Mizzou

CAREER STATS

YEAR	GP-GS	AVG	AB	H	R	2B	3B	HR	RBI	SB	OBP	SLG
2024	32-25	.310	71	22	10	3	1	3	15	0	.437	.507
Totals	32-25	.310	71	22	10	3	1	3	15	0	.437	.507



TAYLOR PANSELL

POS YR HT B/T
LHP **So.** **5-5** **L/L**

HIGH SCHOOL | LEE'S SUMMIT WEST HS

HOMETOWN | LEE'S SUMMIT, MO.

CAREER HONORS

- 2022-23 First-Year SEC Academic Honor Roll
-

FRESHMAN (2023)

- Made 21 appearances, registering six saves as Missouri's primary closer.
- Also compiled a 2-0 record with a 3.28 ERA over 21.1 innings.
- Notched 19 strikeouts and limited opposing offenses to a .217 batting average.
- Made Mizzou debut against Prairie View A&M (2/12), pitching the final inning with a pair of strikeouts in the combined shutout.
- Tallied first career save at UCF (2/14), shutting out the final inning.
- Registered a career-high trio of strikeouts for the save against Kansas City (3/8), allowing just two hits and no runs over the final two innings.
- Earned her first SEC save, scattering a hit over an inning at LSU (4/6).
- Also pitched a career-best two innings against LSU (4/7 and 4/8). Posted a strikeout in game two of the series on April 7.
- Notched consecutive wins over Arkansas (5/6 and 5/7). Tallied two strikeouts over the final 1.2 innings of the series finale to secure the weekend win.

PREP

- One of the top pitchers in the state, earning first team all-state honors after posting a 21-5 record and striking out 180 batters over 157 innings during her senior season at Lee's Summit West HS.
- Also batted .500 during her senior campaign.
- Was the 62nd-ranked pitcher/hitter duo in the 2022 class according to Extra Innings Softball.
- Named to the principal's honor roll all four years during high school.
- Played her club ball with Aces Fastpitch and fellow freshman Cierra Harrison.
- Chose the Tigers over Western Illinois and South Dakota State.
-

PERSONAL

- Majoring in Agriculture at Missouri.

CAREER STATS

Yr.	APP	GS	W-L	CG	SHO	ERA	IP	SV	BB	SO	BAA
2023	21	0	2-0	0	0/1	3.28	21.1	6	8	19	.217
2024	25	0	3-1	0	0/3	0.72	29.0	14	9	29	.192
Totals	46	0	5-1	0	0/4	1.81	50.1	20	17	48	.204



KAYLEY LENGER

POS YR HT B/T
UT **So.** **5-6** **R/R**

HIGH SCHOOL | **LIBERTY NORTH HS**

HOMETOWN | **LIBERTY, MO.**

CAREER HONORS

- 2022-23 First-Year SEC Academic Honor Roll
-

FRESHMAN (2023)

- Appeared in 20 games as a pinch runner with one start in right field against Butler (2/17).
- Scored 10 runs and had three at-bats.
- Earned a walk and had a .400 on-base percentage.
- Made Mizzou debut against Prairie View A&M (2/12), coming on as a defensive replacement in left field.
- Made first career start in the outfield against Butler (2/17), compiling a walk and a run.
- Scored a career-best two runs against Cal Poly (2/23) to go with a stolen base.

PREP

- Helped the Liberty North Eagles to a conference championship in 2019 and then a district championship in 2021.
- Also, a standout on the track & field team in the javelin. She earned a fourth-place finish at the state championships in 2021.
- She is one of three Tiger freshman that played their club ball with Select Fastpitch, joining Katie Chester and Lilly Whitten.
- Played high school and club softball with fellow freshman Katie Chester.
- Was a member of the National Honor Society and served on the student council.
- Lettered in softball, basketball, and track.
- In her spare time, she has volunteered with the Special Olympics.
-

PERSONAL

- Majoring in Elementary Education at Mizzou.

CAREER STATS

YEAR	GP-GS	AVG	AB	H	R	2B	3B	HR	RBI	SB	OBP	SLG
2023	20-1	.000	3	0	10	0	0	0	0	1	.400	.000
2024	54-51	.273	110	30	30	5	0	2	11	5	.452	.373
Totals	74-52	.265	113	30	40	5	0	2	11	6	.450	.363



CAREER PITCHING RECORDS

2024 MISSOURI SOFTBALL

Appearances

<i>Player</i>	<i>Years</i>	<i>App.</i>
1. Stephanie Falk	98-01	176
2. Jen Bruck	05-08	161
3. Chelsea Thomas	09-13	159
Erin Kalka	02-05	159
5. Teresa Wilson	80-83	149
6. Barb Wright	94-97	143
7. Kacey Marshall	91-95	137
8. Laurin Krings	21-Pres.	129
9. Madi Norman	16-19	123
10. Karen Snelgrove	89-92	122
11. Kristin Nottelmann	09-12	113
Christie Boen	92-95	113
Sue Ann Wheeler	87-90	113

Complete Games

<i>Player</i>	<i>Years</i>	<i>CG</i>
1. Teresa Wilson	80-83	118
2. Stephanie Falk	98-01	117
3. Chelsea Thomas	09-13	97
4. Karen Snelgrove	89-92	89
5. Barb Weight	94-97	80
6. Kacey Marshall	91-95	61
7. Annette Brazier	84-87	59
8. Erin Kalka	02-05	53
9. Cindy Tate	80-83	51
10. Jen Bruck	05-08	46
11. Laurin Krings	21-Pres.	36

Innings Pitched

<i>Player</i>	<i>Years</i>	<i>IP</i>
1. Stephanie Falk	98-01	1,006.1
2. Teresa Wilson	80-83	989.0
3. Chelsea Thomas	09-13	925.0
4. Karen Snelgrove	89-92	758.0
5. Barb Wright	94-97	747.0
6. Erin Kalka	02-05	740.6
7. Jen Bruck	05-08	720.1
8. Kacey Marshall	91-95	673.0
9. Laurin Krings	21-Pres.	562.1
10. Sue Ann Wheeler	87-90	526.0
11. Annette Brazier	84-87	507.0

Strikeouts

<i>Player</i>	<i>Years</i>	<i>Ks</i>
1. Chelsea Thomas	09-13	1,174
2. Teresa Wilson	80-83	893
3. Stephanie Falk	98-01	865
4. Karen Snelgrove	89-92	773
5. Erin Kalka	02-05	748
6. Laurin Krings	21-Pres.	567
7. Kacey Marshall	91-95	534
8. Jen Bruck	05-08	519
9. Barb Wright	94-97	476
9. Kristin Nottelmann	09-12	429
11. Cindy Tate	80-83	344

Shutouts

<i>Player</i>	<i>Years</i>	<i>SHO</i>
1. Teresa Wilson	80-83	55
2. Karen Snelgrove	89-92	51
3. Chelsea Thomas	09-13	46
4. Stephanie Falk	98-01	32
5. Cindy Tate	80-83	27
6. Jen Bruck	05-08	26
Annette Brazier	84-87	26
8. Erin Kalka	02-06	22
9. Sue Ann Wheeler	87-90	20
10. Kacey Marshall	91-95	17
Barb Wright	94-97	17
Erin Kalka	02-04	17
Kristin Nottelmann	09-12	17
14. Laurin Krings	21-Pres.	14

Wins

<i>Player</i>	<i>Years</i>	<i>Ws</i>
1. Chelsea Thomas	09-13	111
Teresa Wilson	80-83	102
3. Stephanie Falk	98-01	89
4. Barb Wright	94-97	78
Karen Snelgrove	89-92	78
6. Jen Bruck	05-08	77
7. Kacey Marshall	91-95	67
8. Erin Kalka	02-06	65
9. Kristin Nottelmann	09-12	64
10. Laurin Krings	21-Pres.	53
11. Christie Boen	92-95	51
Sue Ann Wheeler	87-90	51

Earned Run Average

<i>Player</i>	<i>Years</i>	<i>ERA</i>
1. Karen Snelgrove	91-95	0.38
2. Teresa Wilson	80-83	0.47
3. Karen Sweet	82-83	0.86
4. Deonne Sederburg	84	0.88
5. Cindy Tate	80-83	1.02
6. Heidi Brown	86-89	1.04
7. Melissa Skow	90-91	1.13
8. Annette Brazier	84-87	1.19
Lori Shell	84-85	1.19
10. Chelsea Thomas	09-13	1.23

Winning Percentage (min. 20 decision)

<i>Player</i>	<i>Years</i>	<i>Pct.</i>	<i>Record</i>
1. Stacy Delaney	08-09	.837	36-7
2. Kristin Nottelmann	09-12	.790	64-17
3. Chelsea Thomas	09-13	.782	111-31
4. Jana Hainey	07-10	.773	34-10
5. Paige Lowary	15-16	.741	43-15
6. Teresa Wilson	80-83	.734	102-37
7. Melissa Skow	90-91	.731	19-7
8. Cindy Tate	80-83	.730	46-17
9. Christie Boen	92-95	.729	51-19
Karen Snelgrove	89-92	.729	78-29
Cierra Harrison	23-Pres.	.815	22-5



SINGLE-SEASON PITCHING RECORDS

2024 MISSOURI SOFTBALL

Appearances

<u>Player</u>	<u>Year</u>	<u>Games</u>
1. Erica Peterson	2005	51
2. Stephanie Falk	2001	50
3. Jen Bruck	2006	47
Sue Ann Wheeler	1988	47
5. Erin Kalka	2004	46
6. Stephanie Falk	1999	45
7. Chelsea Thomas	2011	44
Jen Bruck	2007	44
Stephanie Falk	2000	44
Teresa Wilson	1982	44

Complete Games

<u>Player</u>	<u>Year</u>	<u>No.</u>
1. Teresa Wilson	1982	36
2. Stephanie Falk	1999	35
3. Barb Wright	1997	34
4. Stephanie Falk	2001	33
Teresa Wilson	1981	33
6. Chelsea Thomas	2011	31
Barb Wright	1996	31
8. Teresa Wilson	1983	29
9. Karen Snelgrove	1991	28
10. Stephanie Falk	1998	25

Strikeouts

<u>Player</u>	<u>Year</u>	<u>SO</u>
1. Chelsea Thomas	2011	397
2. Chelsea Thomas	2012	306
3. Erin Kalka	2004	286
4. Teresa Wilson	1982	281
5. Stephanie Falk	2000	268
6. Teresa Wilson	1981	264
7. Karen Snelgrove	1991	242
8. Teresa Wilson	1983	241
9. Chelsea Thomas	2013	232
10. Stephanie Falk	1999	218

Solo Shutouts

<u>Player</u>	<u>Year</u>	<u>Shutouts</u>
1. Teresa Wilson	1982	21
2. Teresa Wilson	1981	20
3. Karen Snelgrove	1991	18
4. Karen Snelgrove	1992	14
Teresa Wilson	1983	14
6. Chelsea Thomas	2011	13
Stephanie Falk	1999	13
Cindy Tate	1983	13
9. Sue Ann Wheeler	1988	12
Chelsea Thomas	2012	12

Wins

<u>Player</u>	<u>Year</u>	<u>Wins</u>
1. Chelsea Thomas	2011	32
Teresa Wilson	1981	32
3. Barb Wright	1997	31
4. Teresa Wilson	1982	29
5. Chelsea Thomas	2012	27
Stephanie Falk	1999	27
7. Barb Wright	1996	26
8. Paige Lowary	2016	25
Karen Snelgrove	1991	25
Teresa Wilson	1983	25

Earned Run Average

<u>Player</u>	<u>Year</u>	<u>ERA</u>
1. Karen Snelgrove	1992	0.18
Karen Snelgrove	1991	0.18
3. Karen Snelgrove	1990	0.34
4. Teresa Wilson	1982	0.38
5. Teresa Wilson	1983	0.39
6. Cindy Tate	1983	0.46
7. Teresa Wilson	1981	0.55
8. Teresa Wilson	1980	0.59
9. Heidi Brown	1986	0.67
10. Annette Brazier	1984	0.73

Winning Percentage (min. 10 decisions)

<u>Player</u>	<u>Year</u>	<u>Pct.</u>	<u>Rec.</u>
1. Kristin Nottelmann	2011	.944	17-1
2. Chelsea Thomas	2010	.923	12-1
3. Erica Peterson	2005	.864	19-3
4. Kristin Nottelmann	2009	.846	11-2
5. Stacy Delaney	2009	.842	16-3
6. Jana Hainey	2010	.833	10-2
Stacy Delaney	2008	.833	20-4
Cindy Tate	1983	.833	15-3
9. Teresa Wilson	1981	.821	32-7
10. Teresa Wilson	1983	.806	25-6

Cierra Harrison	2024	.813	14-3
Cierra Harrison	2023	.800	8-2



CAREER POSITION RECORDS

2024 MISSOURI SOFTBALL

Average (min. 200 AB)

Player	Years	Avg.
1. Rhea Taylor	08-11	.402
2. Emily Crane	13-16	.383
3. Sami Fagan	12-16	.379
4. Taylor Gadbois	13-16	.375
5. Jenna Laird	21-Pres.	.352
6. Amanda Sanchez	15-18	.354
7. Micaela Minner	05-09	.352
8. Stacy Bailey	94-97	.352
9. Kris Schmidt	85-88	.350
10. Kim Slover	95-99	.346

At Bats

Player	Years	AB
1. Brooke Wilmes	18-22	828
2. Rhea Taylor	08-11	784
3. Jenna Laird	21-Pres.	766
4. Mary Babb	94-97	762
5. Sami Fagan	12-16	718
6. Stacy Gemeinhardt	97-00	712
7. Leanne Bowers	04-07	702
8. Jenna Marston	10-13	693
9. Nikki Herman	95-98	678
10. Heather Kunkel	02-05	665
11. Andee Allen	06-09	660

Hits

Player	Years	Hits
1. Rhea Taylor	08-11	315
2. Brooke Wilmes	18-22	286
3. Sami Fagan	12-16	272
4. Jenna Laird	21-Pres.	270
5. Mary Babb	94-97	262
6. Emily Crane	13-16	251
7. Micaela Minner	05-09	231
8. Stacy Gemeinhardt	97-00	231
9. Jenna Marston	10-13	229
10. Taylor Gadbois	13-16	228
11. Kris Schmidt	85-88	212

Doubles

Player	Years	2B
1. Brooke Wilmes	18-22	59
2. Micaela Minner	05-09	56
3. Jenna Marston	10-13	53
4. Mary Babb	94-97	51
5. Emily Crane	13-16	50
6. Alex Honnold	21-Pres.	50
7. Nicole Hudson	10-13	48
8. Jenna Laird	21-Pres.	48
9. Ashley Fleming	09-12	42
10. Jen Bruck	05-08	42
11. Heather Kunkel	02-05	42
12. Andee Allen	06-09	41

Triples

Player	Years	3B
1. Karen Persinger	93-96	26
2. Stacy Gemeinhardt	97-00	25
3. Mary Babb	94-97	22
4. Michelle Phalen	85-88	20
5. Rhea Taylor	08-11	17
6. Brenda Paszkiewicz	88-91	14
7. Barb Wright	94-97	13
8. Julie Link	86-89	12
9. Lisa Burke	79-82	12
10. Kris Schmidt	85-88	11
11. Alex Honnold	21-Pres.	9
12. Jenna Laird	21-Pres.	8

Home Runs

Player	Years	HR
1. Kimberly Wert	19-22	56
2. Jen Bruck	05-08	47
3. Nicole Hudson	10-13	46
4. Kelsea Roth	12-15	45
5. Ashley Fleming	09-12	43
6. Amanda Renth	05-08	43
7. Hatti Moore	18-22	42
8. Brooke Wilmes	18-22	41
9. Micaela Minner	05-09	40
10. Cayla Kessinger	17-21	36
11. Lindsey Ubrun	08-09	32

Runs

Player	Years	Runs
1. Rhea Taylor	08-11	234
2. Brooke Wilmes	18-22	206
3. Sami Fagan	12-16	204
4. Jenna Laird	21-Pres.	194
5. Jenna Marston	10-13	193
6. Emily Crane	13-16	186
7. Taylor Gadbois	13-16	164
8. Mary Babb	94-97	164
9. Leanne Bowers	04-07	159
10. Ashley Fleming	09-12	156
11. Nicole Hudson	10-13	151

RBI

Player	Years	RBI
1. Mary Babb	94-97	199
2. Sami Fagan	12-16	191
3. Amanda Renth	05-08	186
4. Micaela Minner	05-09	180
5. Nicole Hudson	10-13	173
6. Ashley Fleming	09-12	173
7. Brooke Wilmes	18-22	164
8. Kimberly Wert	19-22	164
9. Emily Crane	13-16	150
10. Barb Wright	94-97	139
11. Jen Bruck	05-08	138

SLG Pct. (min. 250 AB)

Player	Years	Slug.
1. Lindsey Ubrun	08-09	.667
2. Jen Bruck	05-08	.658
3. Ashley Fleming	09-12	.632
4. Micaela Minner	05-09	.623
5. Kimberly Wert	19-22	.617
6. Nicole Hudson	10-13	.602
7. Cayla Kessinger	17-21	.600
8. Emily Crane	13-16	.591
9. Amanda Renth	05-08	.577
10. Brooke Wilmes	18-22	.575
11. Kelsea Roth	12-15	.574

Walks

Player	Years	BB
1. Nicole Hudson	10-13	143
2. Jenna Marston	10-13	134
3. Sami Fagan	12-16	117
4. Jen Bruck	05-08	115
5. Emily Crane	13-16	109
6. Kelsea Roth	12-15	105
7. Ashley Fleming	09-12	97
8. Micaela Minner	05-09	96
9. Alex Honnold	21-Pres.	94
10. Hatti Moore	18-22	88
11. Leanne Bowers	04-07	84

Stolen Bases

Player	Years	SB
1. Rhea Taylor	08-11	184
2. Taylor Gadbois	13-16	148
3. Julie Link	86-89	110
4. Karen Schneider	89-92	89
5. Emily Crane	13-16	83
6. Jenna Laird	21-Pres.	82
7. Kris Schmidt	85-88	81
8. Karen Persinger	93-96	80
9. Stacy Bailey	94-97	80
10. Sami Fagan	12-16	74
Dana Way	91-94	74
Regan Nash	16-19	74

Putouts

Player	Years	PO
1. Kelsea Roth	12-15	1,375
2. Amanda Renth	05-08	1,266
3. Hatti Moore	18-22	1,234
4. Tiffany Heick	92-95	1,217
5. Kim Slover	95-99	1,172
6. Megan Christopher	08-11	1,060
7. Kathy Masterson	04-06	1,021
8. Shawn Way	89-92	1,007
9. Rechelle Johnson	89-92	998
10. Dana Cammarata	84-86	912

Assists

Player	Years	A
1. Nikki Herman	95-98	534
2. Mary Babb	94-97	530
3. Corrin Genovese	12-15	469
4. Andee Allen	06-09	466
5. Kris Bangert	86-89	430
6. Sami Fagan	12-16	416
7. Janie Lanis	91-94	412
8. Lisa Burke	79-82	395
9. Heather Kunkel	02-05	390
10. Lindsey Jacoby	99-01	389

Fielding % (min. 200 chances)

Player	Years	Fldg.
1. Mary McGrane	99-02	.995
2. Rechelle Johnson	89-92	.992
Laurie Kelly	82-83	.992
4. Marla Schweisberger	08-11	.991
Amanda Renth	05-08	.991
7. Megan Christopher	08-11	.990
Lisa Simmons	08-11	.990
Joanne Loethen	03-06	.990
Hatti Moore	18-22	.990
11. Alex Honnold	21-Pres.	.986
Kelsea Roth	12-15	.989
Kathy Masterson	04-07	.989
Amy Farmer	97-00	.989
Kim Slover	95-99	.989



SINGLE-SEASON POSITION RECORDS

2024 MISSOURI SOFTBALL

Average (min. 50 AB)

Player	Year	Avg.
1. Rhea Taylor	2010	.452
2. Sami Fagan	2016	.434
3. Abby George	2021	.432
4. Karen Williams	2001	.429
5. Cayla Kessinger	2020	.429
6. Taylor Gadbois	2014	.421
7. Corrin Genovese	2014	.410
8. Kris Schmidt	1988	.410
9. Shana White	2009	.407
Brooke Wilmes	2020	.407

Runs

Player	Year	Runs
1. Emily Crane	2016	64
Rhea Taylor	2008	64
Rhea Taylor	2010	64
4. Karen Persinger	1995	60
5. Sami Fagan	2016	59
6. Sami Fagan	2015	58
7. Emily Crane	2015	57
Jenna Marston	2011	57
9. Taylor Gadbois	2014	55
Brooke Wilmes	2021	55

Hits

Player	Year	Hits
1. Rhea Taylor	2008	88
2. Taylor Gadbois	2014	85
Rhea Taylor	2010	85
4. Mary Babb	1995	81
5. Karen Williams	2001	79
Brooke Wilmes	2021	79
7. Kris Schmidt	1988	77
8. Taylor Gadbois	2016	74
9. Stacy Bailey	1995	73
10. Sami Fagan	2016	72
Rhea Taylor	2009	72

At Bats

Player	Year	AB
1. Rhea Taylor	2008	219
2. Brooke Wilmes	2021	212
3. Mary Babb	1995	209
4. Stacy Gemeinhardt	1999	206
5. Julie Link	1988	205
6. Karen Persinger	1995	203
7. Taylor Gadbois	2014	202
8. Mary Babb	1997	201
9. Leanne Bowers	2007	199
10. Jenna Laird	2023	198
Jenna Laird	2022	198

SLG Pct. (min. 50 AB)

Player	Year	%
1. Jen Bruck	2005	.812
2. Emily Crane	2016	.801
3. Micaela Minner	2005	.781
4. Alex Honnold	2023	.779
5. Cayla Kessinger	2020	.766
6. Amanda Renth	2008	.741
7. Jazmyn Rollin	2020	.727
8. Lindsey Ubrun	2009	.725
9. Heather Kunkel	2005	.720
Jen Bruck	2006	.720
10. Rhea Taylor	2010	.718
11. Ashley Fleming	2012	.702
Sami Fagan	2015	.702

Doubles

Player	Year	2B
1. Alex Honnold	2024	21
2. Mary Babb	1995	19
3. Micaela Minner	2007	18
4. Brooke Wilmes	2019	17
5. Emily Crane	2013	16
Jenna Marston	2013	16
Jenna Marston	2010	16
Ashley Fleming	2011	16
Brooke Wilmes	2021	16
10. Emily Crane	2016	15
11. Mary Babb	1997	15
Jen Bruck	2005	15
Andee Allen	2008	15
Nicole Hudson	2010	15
Kolby Romaine	2019	15

Triples

Player	Year	3B
1. Karen Persinger	1996	12
2. Michelle Phalen	1988	11
3. Stacy Gemeinhardt	2000	9
Mary Babb	1995	9
Laurie Kelly	1983	9
Karen Persinger	1995	9
Karen Sweet	1982	9
8. Stacy Gemeinhardt	1997	8
Brenda Paszkiewicz	1991	8
Rhea Taylor	2010	8

Home Runs

Player	Year	HR
1. Amanda Renth	2008	20
2. Kimberly Wert	2019	19
3. Emily Crane	2016	17
Micaela Minner	2005	17
Hatti Moore	2021	17
Kimberly Wert	2021	17
Kimberly Wert	2022	17
8. Nicole Hudson	2013	16
Kelsea Roth	2013	16
Jen Bruck	2005	16
Heather Kunkel	2005	16
Lindsey Ubrun	2008	16
Lindsey Ubrun	2009	16
Ashley Fleming	2012	16

RBI

Player	Year	RBI
1. Sami Fagan	2015	66
2. Mary Babb	1995	64
3. Mary Babb	1997	62
Ashley Fleming	2011	62
5. Emily Crane	2016	61
6. Chloe Rathburn	2016	60
Amanda Renth	2008	60
8. Amanda Renth	2007	59
9. Lindsey Ubrun	2008	58
10. Amanda Sanchez	2015	56
Lindsey Ubrun	2009	56

Walks

Player	Year	BB
1. Sami Fagan	2016	46
Jenna Marston	2012	46
3. Alex Honnold	2023	44
Nicole Hudson	2013	44
4. Jen Bruck	2008	43
5. Jenna Marston	2011	41
6. Emily Crane	2016	38
7. Sami Fagan	2015	37
8. Brenda Paszkiewicz	1991	35
Nicole Hudson	2012	35
10. Tiffany Heick	1995	34

Stolen Bases

Player	Year	Bases
1. Rhea Taylor	2008	57
2. Taylor Gadbois	2016	56
Rhea Taylor	2010	48
4. Taylor Gadbois	2014	46
Julie Link	1988	46
6. Julie Link	1989	44
7. Rhea Taylor	2011	43
8. Kris Schmidt	1988	41
9. Taylor Gadbois	2015	40
10. Rhea Taylor	2009	36

Putouts

Player	Year	PO
1. Erin Erikson	2002	534
2. Christy Skouby	2000	480
3. Erin Erikson	2001	468
4. Tiffany Heick	1994	439
5. Tiffany Heick	1995	431
6. Amanda Renth	2007	416
7. Joanne Loethen	2003	410
8. Rylee Pierce	2016	406
Kim Slover	1999	406
10. Kim Slover	1997	398
Amanda Renth	2008	398

Fielding % (min. 25 chances)

Player	Year	%
1. Hedy Frankenfield	1980	1.000
Sherry Batz	1981	1.000
Vicki Grills	1985	1.000
Julie Link	1989	1.000
Keri Borzello	1994	1.000
Mary McGrane	1999	1.000
Mary McGrane	2000	1.000
Stacy Gemeinhardt	2000	1.000
Karen Williams	2000	1.000
Kristen Burke	2000	1.000
Melanie Fisher	2001	1.000
Erin Kalka	2003	1.000
Ashley Hays	2004, 2005	1.000
Joanne Loethen	2005, 2006	1.000
Janessa Roening	2005	1.000
Stacy Delaney	2008	1.000
Lisa Simmons	2010	1.000
Chelsea Thomas	2010, 2012	1.000
Shana White	2010	1.000
Ashley Fleming	2012	1.000
Rachel Hay	2012	1.000
Lindsey Muller	2012, 2013	1.000
Kelsea Roth	2014	1.000
Emily Crane	2014	1.000
Kolby Romaine	2016	1.000
Cayla Kessinger	2020, 2021	1.000
Brooke Wilmes	2020, 2022	1.000
Casidy Chaumont	2021, 2022	1.000
Alex Honnold	2021	1.000
Gabi Deters	2022	1.000
Jordan Weber	2022	1.000
Payton Jackson	2023	1.000
Riley Frizell	2023	1.000
Chantice Phillips	2023	1.000
Katie Chester	2023	1.000



Missouri - 2023-24 Softball Ranking Summary thru games 05/12/2024

Statistic	National Rank	Conference Rank	Value	National Leader	Value	Conference Leader	Value
Batting Average (296 ranked)	166	10	0.267	Texas	0.379	Florida	0.342
Double Plays per Game (296 ranked)	176	12	0.26	Louisiana	0.75	South Carolina	0.55
Doubles (296 ranked)	27	2	82	Florida	102	Florida	102
Doubles per Game (296 ranked)	62	4	1.41	Minnesota	1.81	Florida	1.76
Earned Run Average (296 ranked)	14	3	2.07	Boston U.	1.26	Tennessee	1.48
Fielding Percentage (296 ranked)	58	9	0.969	Seton Hall	0.983	Arkansas	0.978
Hit Batters (296 ranked)	132	5	25	Bucknell	4	Auburn	18
Home Runs per game (296 ranked)	117	12	0.62	Miami (OH)	2.89	Tennessee	1.54
On Base Percentage (296 ranked)	89	10	0.368	Oklahoma	0.473	Florida	0.452
Scoring (296 ranked)	76	8	4.95	Miami (OH)	9.15	Florida	8.00
Shutouts (266 ranked)	47	10	10	Boston U.	28	Tennessee	19
Slugging Percentage (296 ranked)	127	10	0.405	Miami (OH)	0.750	Florida	0.604
Stolen Bases per Game (296 ranked)	127	5	1.03	Jackson St.	3.24	Florida	1.71
Strikeout-to-Walk Ratio (296 ranked)	20	4	2.88	Tennessee	4.30	Tennessee	4.30
Total Stolen Bases (296 ranked)	86	4	60	Southeastern La.	169	Florida	99
Triple Plays (1 ranked)				8 teams tied	1	South Carolina	1
Triples per Game (296 ranked)	201	11	0.12	Alabama St.	0.54	Florida	0.33
WL Percentage (296 ranked)	24	4	0.741	Boston U.	0.921	Tennessee	0.800
Walks (296 ranked)	65	9	170	Oklahoma	288	Florida	259



NCAA RANKINGS

2024 MISSOURI SOFTBALL

Statistic	Player	National Rank	Conference Rank	Value	National Leader	Value	Conference Leader	Value
Batting Average (150 ranked)					CC Wong, Wichita St.	0.470	Korbe Otis, Florida	0.467
Caught Stealing By (147 ranked)					Abby Warner, Monmouth	20	Lexie Brady, Ole Miss	13
Complete Games (264 ranked)	Laurin Krings	229	11	8	Sophie Howell, Youngstown St.	25	Emiley Kennedy, Texas A&M	21
							Keagan Rothrock, Florida	21
Doubles (129 ranked)	Alex Honnold	6	1	21	Emma Jackson, East Carolina	24	Alex Honnold, Missouri	21
	Maddie Gallagher	129	7	13	Sara Vanderford, Texas St.	24		
Doubles Per Game (150 ranked)	Alex Honnold	16	1	0.36	Amailee Morales, Northern Colo.	0.45	Alex Honnold, Missouri	0.36
Earned Run Average (150 ranked)	Marissa McCann	56	8	1.84	Nijaree Canady, Stanford	0.50	Payton Gottshall, Tennessee	1.25
	Cierra Harrison	78	13	2.06				
Games Started (252 ranked)	Laurin Krings	27	2	28	Jessica Mullins, Texas St.	34	Keagan Rothrock, Florida	34
	Cierra Harrison	176	9	21	Keagan Rothrock, Florida	34		
Hit Batters (138 ranked)	Marissa McCann	18	3	2	17 players tied	1	Jori Heard, South Carolina	1
							Bianna Lopez, Ole Miss	1
Hit By Pitch (252 ranked)	Kayley Lenger	5	1	19	Ashley Orischak, Saint Francis (PA)	27	Kayley Lenger, Missouri	19
	Maddie Gallagher	32	8	13				
	Kara Daly	134	15	8				
	Alex Honnold	134	15	8				
	Jenna Laird	134	15	8				
	Chantice Phillips	191	22	7				
	Stefania Abruscato	252	28	6				
Hit by Pitch per Game (150 ranked)	Kayley Lenger	11	1	0.35	Ashley Orischak, Saint Francis (PA)	0.53	Kayley Lenger, Missouri	0.35
	Maddie Gallagher	69	7	0.22				
Hits (137 ranked)	Alex Honnold	81	6	64	Ashley Trierweiler, Grand Canyon	90	Kendra Falby, Florida	81
	Jenna Laird	81	6	64				
Hits Allowed Per Seven Innings (150 ranked)	Marissa McCann	39	9	4.84	Grace Vesco, Saint Francis (PA)	2.93	Karlyn Pickens, Tennessee	3.99
	Cierra Harrison	54	13	5.15				
Home Runs (206 ranked)					Karli SPAID, Miami (OH)	36	Jayda Kearney, Georgia	19
Home Runs Per Game (149 ranked)					Karli SPAID, Miami (OH)	0.65	Madisyn Kennedy, Mississippi St.	0.35
Innings Pitched (249 ranked)	Laurin Krings	128	10	146.0	Jessica Mullins, Texas St.	229.1	Keagan Rothrock, Florida	206.1
On Base Percentage (150 ranked)					Korbe Otis, Florida	0.596	Korbe Otis, Florida	0.596
Pitching Appearances (264 ranked)	Laurin Krings	163	9	32	Taylor Gilmore, Fresno St.	45	Lilli Backes, Georgia	40
RBI's (147 ranked)					Reese Atwood, Texas	86	Jocelyn Erickson, Florida	75
Runs Batted In Per Game (150 ranked)					Reese Atwood, Texas	1.59	Jocelyn Erickson, Florida	1.29
Runs per Game (149 ranked)	Jenna Laird	61	7	0.90	Skylar Wallace, Florida	1.40	Skylar Wallace, Florida	1.40
Sacrifice Bunts per game (149 ranked)					Camryn Cernuto, Chattanooga	0.39	Makayla Packer, Auburn	0.21
Sacrifice Flies (59 ranked)	Julia Crenshaw	59	7	4	Andie Edwards, ULM	10	Jocelyn Erickson, Florida	6
	Kara Daly	59	7	4				
	Jenna Laird	59	7	4				
Saves (149 ranked)	Taylor Pannell	1	1	14	Taylor Pannell, Missouri	14	Taylor Pannell, Missouri	14
	Marissa McCann	149	10	2				
Shutouts (121 ranked)	Cierra Harrison	121	10	3	Kasey Ricard, Boston U.	15	Karlyn Pickens, Tennessee	10
Slugging Percentage (300 ranked)					Karli SPAID, Miami (OH)	1.154	Madisyn Kennedy, Mississippi St.	0.829
Stolen Bases (286 ranked)	Jenna Laird	104	5	18	Denver Lauer, USC Upstate	42	Skylar Wallace, Florida	32
	Alex Honnold	203	10	14				
Stolen Bases Per Game (150 ranked)					Mackenzie Fitzgerald, Tennessee Tech	0.87	Skylar Wallace, Florida	0.55
Strikeout-to-Walk Ratio (150 ranked)	Laurin Krings	89	11	3.11	Emily Raubuch, Morgan St.	10.67	Payton Gottshall, Tennessee	5.77
	Cierra Harrison	118	13	2.79				
	Marissa McCann	123	15	2.76				
Strikeouts (147 ranked)	Laurin Krings	132	13	115	Kasey Ricard, Boston U.	261	Maddie Penta, Auburn	230
Strikeouts Per Seven Innings (150 ranked)					Maya Johnson, Belmont	10.7	Sydney Langdon, Kentucky	9.2
Total Bases (140 ranked)	Alex Honnold	102	9	104	Karli SPAID, Miami (OH)	195	Skylar Wallace, Florida	128
Toughest to Strike Out (149 ranked)					Emily Bracamonte, Toledo	122.0	Nia Carter, Arkansas	72.0
Triples (27 ranked)					Kindall DeRamus, Alabama St.	9	Korbe Otis, Florida	5
							Rylea Smtih, Kentucky	5
Triples Per Game (146 ranked)					Kindall DeRamus, Alabama St.	0.19	Rylea Smtih, Kentucky	0.10
Victories (129 ranked)	Cierra Harrison	98	11	14	Jessica Mullins, Texas St.	30	Keagan Rothrock, Florida	26
	Laurin Krings	129	14	13				
Walks Allowed Per Seven Innings (150 ranked)	Marissa McCann	82	4	1.65	Emily Raubuch, Morgan St.	0.52	Payton Gottshall, Tennessee	1.36
	Laurin Krings	114	9	1.77				
Walks Per Game (150 ranked)					Karina Gaskins, Notre Dame	1.10	Korbe Otis, Florida	0.91