



# MISSOURI

## 2024 BASEBALL GAME NOTES



MIZZOU STRATEGIC COMMUNICATIONS • 1 CHAMPIONS DRIVE SUITE 200, COLUMBIA, MO 65211 • MUTIGERS.COM

### 2024 SCHEDULE/RESULTS

#### FEBRUARY (4-4)

16	at Cal Poly	L, 2-3
16	at Cal Poly	W, 3-1
17	at Cal Poly	W, 12-8
22	vs Cal State Bakersfield*	W, 6-3
23	at San Diego State*	L, 3-10
24	at UC San Diego*	L, 4-8
24	at UC San Diego*	W(11), 5-4
27	SOUTHEAST MISSOURI	L(8), 3-8

#### MARCH (2-2)

1	NORTHERN KENTUCKY	L, 1-3
2	NORTHERN KENTUCKY	W, 28-10
3	NORTHERN KENTUCKY	L, 15-16
5	LINDENWOOD	W, 5-4
8	PURDUE FORT WAYNE	3 p.m.
9	PURDUE FORT WAYNE (DH)	12 p.m.
10	PURDUE FORT WAYNE	1 p.m.
12	at Kansas	6 p.m.
15	at Arkansas*	6:30 p.m.
16	at Arkansas*	2 p.m.
17	at Arkansas*	2 p.m.
19	vs Kansas#	6 p.m.
22	KENTUCKY*	6 p.m.
23	KENTUCKY*	3 p.m.
24	KENTUCKY*	11 a.m.
26	vs. Illinois@	6 p.m.
28	at Vanderbilt*	6 p.m.
29	at Vanderbilt*	6 p.m.
30	at Vanderbilt*	1 p.m.

#### APRIL (0-0)

2	UT MARTIN	6 p.m.
3	UT MARTIN	3 p.m.
5	FLORIDA*	6 p.m.
6	FLORIDA*	3 p.m.
7	FLORIDA*	1 p.m.
9	SIU EDWARDSVILLE	6 p.m.
11	at Georgia*	6 p.m.
12	at Georgia*	5 p.m.
13	at Georgia*	1 p.m.
16	at Missouri State	6:30 p.m.
19	LSU*	7 p.m.
20	LSU*	4 p.m.
21	LSU*	2 p.m.
23	MISSOURI STATE	6 p.m.
25	at Tennessee*	6 p.m.
26	at Tennessee*	5:30 p.m.
27	at Tennessee*	11 a.m.
30	LINDENWOOD	6 p.m.

#### MAY (0-0)

3	SOUTH CAROLINA*	6 p.m.
4	SOUTH CAROLINA*	3 p.m.
5	SOUTH CAROLINA*	1 p.m.
10	AUBURN*	6 p.m.
11	AUBURN*	3 p.m.
12	AUBURN*	1 p.m.
16	at Mississippi State*	TBD
17	at Mississippi State*	TBD
18	at Mississippi State*	TBD
21-16	at SEC Tournament%	TBD

\* Tony Gwynn Legacy; \* SEC game; # at Kansas City, Mo.; @ at Sauget, Ill.; % 2023 SEC Tournament (Hoover, Ala.); DH Doubleheader



### MISSOURI

6-6

VS

### PURDUE FORT WAYNE

4-9

MARCH 8-10 • TAYLOR STADIUM • COLUMBIA, MO.



#### MISSOURI TIGERS

**Head Coach:** Kerrick Jackson**Record at MU:** 6-6 (1st)**Overall Record:** 82-101 (5th)

#### PURDUE FORT WAYNE MASTODONS

**Head Coach:** Doug Schreiber**Record at PFW:** 51-133 (5th)**Overall Record:** 536-644 (23rd)

#### SERIES INFORMATION

**Facility:** Taylor Stadium (3,031)**Game 1:** Friday, March 8 (3 p.m.)**Games 2 & 3 (DH):** Saturday, March 9 (12 p.m.)**Game 4:** Sunday, March 10 (1 p.m.)**Watch:** SEC Network+ (Max Thoma/Casey Roehl)**Listen:** Tiger Radio Network (Tex Little/Matt Michaels)  
Varsity Network App (search 'Missouri')**Live Stats:** Mizzou.Statbroadcast.com**Series Record:** PFW leads 1-0

### PROJECTED STARTING PITCHERS

#### MISSOURI

**Friday, March 8 • 3 p.m. [CST]**

RHP Bryce Mayer (0-3, 6.43 ERA)

**Saturday, March 9 • 12 p.m. [CST]**

LHP Javyn Pimental (0-0, 3.52 ERA)

**Saturday, March 9 • 3:30 p.m. [CST]**

RHP Carter Rustad (2-1, 3.38 ERA)

**Sunday, March 10 • 1 p.m. [CST]**

RHP Logan Lunceford (0-0, 13.00 ERA)

#### PURDUE FORT WAYNE

**Friday, March 8 • 3 p.m. [CST]**

RHP Mac Ayres (0-2, 14.49 ERA)

**Saturday, March 9 • 12 p.m. [CST]**

RHP Carter Sabol (1-2, 5.65 ERA)

**Saturday, March 9 • 3:30 p.m. [CST]**

RHP Josh Kuhns (0-2, 9.00 ERA)

**Sunday, March 10 • 1 p.m. [CST]**

RHP Brody Fine (0-2, 18.32 ERA)

### LEADING OFF

- University of Missouri baseball concludes its longest home stand of the season this weekend when the Tigers welcome **Purdue Fort Wayne** to Columbia for a four-game series at Taylor Stadium.
- Friday's series opener will mark just the second meeting of the two programs.
- Purdue Fort Wayne claimed an 11-8 victory in the only previous meeting in the series on March 1, 2014.
- This series marks the Tigers final weekend of nonconference play before opening the 2024 SEC season next week against Arkansas in Fayetteville.

### FOLLOW THE ACTION

- Each of the four games will be streamed live on **SEC Network+** with **Max Thoma** and **Casey Roehl** calling the action.
- Every Missouri baseball game in 2024 will be produced by the **Tiger Radio Network** and streamed live via the **Varsity Network** app, with **Tex Little** and **Matt Michaels** once again handling broadcast duties.
- Fans can follow the Tigers online by visiting **MUTigers.com**, or through social media via X (**@MizzouBaseball**), Instagram (**@Missouri\_Baseball**) and Facebook (**MizzouBaseball**).

### AROUND THE HORN

NO.	NAME (B/T)	POS	HT	WT	YR	HOMETOWN	G	AVG	R	H	HR	RBI	SB
24	Jedier Hernandez (R/R)	C	6-0	200	Jr.	Trenton, N.J.	7	.310	7	9	1	8	1
3	Danny Corona (L/R)	3B	6-3	215	Jr.	Brooklyn, N.Y.	9	.176	2	6	0	1	1
7	Drew Culbertson (R/R)	SS	6-0	180	Fr.	Greenwood, Ind.	11	.262	8	11	1	2	4
19	Trevor Austin (R/R)	2B	5-10	188	Sr.	Jefferson City, Mo.	12	.295	11	13	3	9	0
18	Jackson Lovich (R/R)	1B	6-4	192	So.	Overland Park, Kan.	12	.348	12	16	4	15	2
20	Kaden Peer (L/R)	RF	6-2	185	Fr.	Chesterfield, Mo.	7	.238	4	5	0	4	1
6	Jeric Curtis (R/R)	CF	6-0	170	So.	Cypress, Texas	9	.235	2	8	0	4	5
8	Tucker Moore (S/R)	LF	6-1	198	RFr.	Castle Rock, Colo.	11	.267	13	12	1	3	1
17	Thomas Curry (R/R)	DH	5-11	230	Fr.	Hartland, Wis.	9	.294	9	10	2	9	0

88	Mateo Serna (S/R)	C	6-0	195	Fr.	Doral, Fla.	6	.158	2	3	0	4	0
12	Justin Colon (R/R)	INF	6-3	180	Jr.	Carolina, Puerto Rico	7	.381	6	8	1	9	1
4	Matt Garcia (S/R)	INF	6-0	195	Gr.	Orlando, Fla.	2	.667	2	2	0	0	1

NO.	NAME (B/T)	HT	WT	YR	G/GS	W-L	S	IP	H	K/BB	BAA	ERA
43	Javyn Pimental (L/L)	6-3	220	Jr.	2/1	0-0	0	7.2	8	10/1	.267	3.52
38	Bryce Mayer (R/R)	6-3	210	Jr.	3/3	0-3	0	14.0	10	11/7	.200	6.43
30	Carter Rustad (R/R)	6-4	194	5th	3/3	2-1	0	13.1	9	11/2	.180	3.38
48	Logan Lunceford (R/R)	6-0	180	So.	3/3	0-0	0	9.0	20	11/1	.455	13.00

13	Jacob Peaden (R/R)	6-2	200	Gr.	5/0	1-1	3	7.2	7	8/4	.259	3.52
26	Ryan Magdic (L/L)	6-5	240	Gr.	3/0	0-0	0	6.0	5	8/3	.227	4.50

## MEDIA INFORMATION

## CREDENTIALS

Media credentials will be issued to members of the working media only. Children, spouses and other non-workers are prohibited. Media members should request credentials by emailing Associate Director of Strategic Communications **Eric Doennig** at least one calendar day prior to each midweek game or weekend series. All credentials will be available for pickup at the main gate to Taylor Stadium.

## INTERVIEW POLICY

Missouri head coach **Kerrick Jackson** and select players will meet the media following each home game at Taylor Stadium.

Postgame interviews will be conducted in the team meeting room, located in the McArtor Baseball Facility down the left field line. Media members should meet a member of the Mizzou Strategic Communications staff at the entrance behind the left field concourse.

## INTERNET/WIFI

High speed wireless Internet is available throughout Taylor Stadium. Ethernet lines are provided for visiting radio broadcasts. WiFi login information is available in the Taylor Stadium pressbox.

## STATS/ROSTERS/NOTES

Mizzou baseball information, including stats, box scores, team rosters and game notes are available at MUTigers.com as they become available. In an effort to limit our waste, hard copies of game notes, stat packs and media guides will not be distributed to media on game days.

Starting lineups and live stats are available through Mizzou.Statbroadcast.com.

## MIZZOU STRATEGIC COMMUNICATIONS

For all media requests, contact Associate Director of Strategic Communications Eric Doennig at least 24 hours in advance.

## Eric Doennig

Associate Director of Strategic Communications

Office Phone: 573-884-8519

Cell Phone: 417-430-6680

Email: ericdoennig@missouri.edu

## Vince Lewis

Student Assistant

## FOLLOW THE TIGERS

Website  
MUTigers.com

X/Twitter  
@MizzouBaseball

IG  
@Missouri\_Baseball

Facebook  
MizzouBaseball



## 2024 MIZZOU BASEBALL ROSTER

NO.	NAME	YR.	POS.	B/T	HT.	WT.	HOMETOWN / PREVIOUS
1	Juju Stevens	OF	6-0	180	R/R	Jr.	Woodbridge, Conn. / Amity HS
3	Danny Corona	INF	6-3	215	L/R	Jr.	Brooklyn, N.Y. / Wake Forest
4	Matt Garcia	INF	6-0	190	S/R	Gr.	Orlando, Fla. / Bethune-Cookman
5	Brock Daniels	INF	6-1	195	L/R	So.	St. Louis, Mo. / Oklahoma
6	Jeric Curtis	OF	6-0	170	R/R	So.	Cypress, Texas / Texas Tech
7	Drew Culbertson	INF	6-0	180	R/R	Fr.	Greenwood, Ind. / Center Grove HS
8	Tucker Moore	C	6-1	198	S/R	RFr.	Castle Rock, Colo. / Douglas County HS
10	Jackson Beaman	OF	6-1	230	R/R	So.	Lincoln, Mo. / Lincoln HS
11	Jack Holubowski	INF	6-2	205	R/R	Fr.	Chesterfield, Mo. / Marquette HS
12	Justin Colon	INF	6-3	180	R/R	Jr.	Carolina, Puerto Rico / Monteverde Acad.
13	Jacob Peaden	RHP	6-2	200	R/R	Gr.	Greenville, N.C. / Davidson
14	Isaiah Frost	OF	5-11	197	L/L	Jr.	Lee's Summit, Mo. / Blue Springs South HS
17	Thomas Curry	C	5-11	230	R/R	Fr.	Hartland, Wis. / Arrowhead HS
18	Jackson Lovich	INF	6-4	192	R/R	So.	Overland Park, Kan. / Blue Valley West HS
19	Trevor Austin	INF/OF	5-10	188	R/R	Sr.	Jefferson City, Mo. / Helias HS
20	Kaden Peer	OF	6-2	185	L/R	Fr.	Chesterfield, Mo. / CBC HS
22	Kadden Drew	LHP	6-2	210	R/L	Jr.	Scottsdale, Ariz. / Paradise Valley CC
23	Ian Lohse	LHP	6-0	199	L/L	Sr.	St. Louis, Mo. / Marquette HS
24	Jedier Hernandez	C	6-0	200	R/R	Jr.	Trenton, N.J. / Seton Hall
25	Brock Lucas	RHP	6-3	229	R/R	So.	St. Elizabeth, Mo. / St. Elizabeth HS
26	Ryan Magdic	LHP	6-5	240	L/L	Gr.	Beamsville, Ontario / Florida Southern
27	Tyler Macon	INF	5-11	175	R/R	Fr.	Kirkwood, Mo. / Kirkwood HS
28	RJ Jimerson	OF	5-10	185	R/R	So.	Chicago, Ill. / Memphis
30	Carter Rustad	RHP	6-4	194	R/R	5th	Kansas City, Mo. / San Diego
32	Kaden Jacobi	RHP	6-3	220	R/R	Jr.	O'Fallon, Mo. / St. Charles CC
35	Daniel Wissler	LHP	6-2	185	L/L	So.	O'Fallon, Mo. / Fort Zumwalt West HS
38	Bryce Mayer	RHP	6-3	210	R/R	Jr.	Marthasville, Mo. / St. Charles CC
39	Charlie Miller	RHP	6-3	185	R/R	Fr.	Lohman, Mo. / Russellville HS
40	Victor Quinn	RHP	6-1	217	R/R	Jr.	O'Fallon, Mo. / Oregon State
41	Nic Smith	LHP	6-3	198	L/L	So.	Jamestown, Tenn. / Alvin C. York Institute
43	Javyn Pimental	LHP	6-3	220	L/L	Jr.	Kane'ohe, Hawai'i / Arizona
44	Xavier Lovett	RHP	6-0	190	R/R	Jr.	Houston, Texas / Memphis
47	Ben Pedersen	RHP	6-6	210	R/R	Gr.	Duluth, Minn. / Duluth Marshall HS
48	Logan Lunceford	RHP	6-0	180	R/R	So.	Edmond, Okla. / Santa Fe HS
49	Tony Neubeck	LHP	6-2	237	L/L	Jr.	Hugo, Minn. / Mahtomedi HS
50	Ben Smith	RHP	6-2	195	R/R	Fr.	Springfield, Mo. / Springfield Catholic HS
54	Josh McDevitt	RHP	6-2	195	R/R	Fr.	Effingham, Ill. / Effingham HS
58	Miles Garrett	RHP	5-10	165	R/R	Jr.	Stone Mountain, Ga. / Vanderbilt
88	Mateo Serna	C	6-0	195	S/R	Fr.	Doral, Fla. / American Heritage HS

## COACHING STAFF

**Head Coach:** 45 Kerrick Jackson (1st season, 6th overall at Mizzou)

**Assistant Coach:** 0 Jabari Brown (1st season)

**Assistant Coach:** 9 Tim Jamieson (1st season, 29th overall at Mizzou)

**Assistant Coach:** 2 Bryson LeBlanc (1st season)

**Director of Operations:** Alex Barton (3rd season)

**Director of Player Development:** Joseph Dattoli (1st season)

**Director of Player Personnel:** Jose Carballo (1st season)

**Graduate Assistant:** Anthony Hansen (1st season)

**Athletic Trainer:** Kyle Holland (1st season)

**Assistant Director of Athletic Performance:** John Grundy (1st season)

## PRONUNCIATIONS

6	Jeric Curtis	JAIR-ick
11	Jack Holubowski	hall-uh-BOW-ski
12	Justin Colon	Cuh-LOAN
13	Jacob Peaden	PEE-dun
18	Jackson Lovich	LOW-vitch
23	Ian Lohse	LOW-see
24	Jedier Hernandez	JAY-dee-ear
26	Ryan Magdic	mag-DEESH
30	Carter Rustad	REW-stadd
32	Kaden Jacobi	juh-COE-bee
43	Javyn Pimental	JAY-vin pim-en-tall
48	Logan Lunceford	LUNTZ-fuhrd
49	Tony Neubeck	NEW-beck
88	Mateo Serna	muh-TAY-oh SIR-nuh

GAME 1 - Friday, March 8 - 3 p.m. [CST]



38 **BRYCE MAYER** RHP  
6-3 | 210 | MARTHASVILLE, MD. | ST. FRANCIS BORGIA HS | ST. CHARLES CC  
.....  
**2024:** 0-3, 6.43, 14.0 IP, 10 H, 10 ER, 7 BB, 11 K  
**CAREER:** 0-3, 6.43 ERA, 14.0 IP, 10 H, 10 ER, 7 BB, 11 K

**ABOUT MAYER**  
Mayer turned in his second straight 5.0 inning effort vs. NKU (March 1), striking out a career-best six hitters in a 3-1 loss ... made his Mizzou debut in the Tigers' season opener at Cal Poly (Feb. 16), working 4.0 innings and allowing three runs (two earned) on four hits in a 3-2 setback ... missed his first season with the Tigers as a medical redshirt ... pitched two seasons for St. Charles (Mo.) Community College ... named All-Appalachian League and Appy League Pitcher of the Year in 2021 after posting a 2.15 ERA and 64 strikeouts in 37.2 innings while helping Greeneville to the league title.

2024 GAME-BY-GAME

Date	Opponent	W-L	Score	IP	H	R	ER	BB	K
2/16	at Cal Poly*	L	2-3	4.0	4	3	2	3	0
2/23	at SDSU*	L	3-10	5.0	4	6	6	2	5
3/1	NKU*	L	1-3	5.0	2	3	2	2	6
Totals		0-3	-	14.0	10	12	10	7	11

GAME 2 - Saturday, March 9 - 12 p.m. [CST]



43 **JAVYN PIMENTAL** LHP  
6-3 | 220 | KANE'OHE, HAWAII / ARIZONA  
.....  
**2024:** 0-0, 3.52, 7.2 IP, 8 H, 3 ER, 1 BB, 10 K  
**CAREER:** 2-2, 5.09 ERA, 63.2 IP, 63 H, 36 ER, 30 BB, 57 K

**ABOUT PIMENTAL**  
Pimental struck out five over 3 2/3 innings vs. CSUB (Feb. 22) in his first start of the year ... followed that effort with five Ks over 4.0 shut-out innings against NKU (March 1) ... logged nine mound appearances, including eight starts, during his first year as a Tiger ... recorded a career-best 25 strikeouts in 26.0 innings, holding the opposition to a .267 batting average ... made his Mizzou debut vs. No. 16 TCU (Feb. 19), working 3.0 innings of an eventual 9-8 victory ... turned in a season-best 4.1 innings, striking out four in a no-decision at FIU (Feb. 25) ... named to the SEC's First-Year Academic Honor Roll.

2024 GAME-BY-GAME

Date	Opponent	W-L	Score	IP	H	R	ER	BB	K
2/22	CSUB*	-	6-3	3.2	6	3	3	0	5
3/1	NKU	-	1-3	4.0	2	0	0	1	5
Totals		0-0	-	7.2	8	3	3	1	10

GAME 3 - Saturday, March 9 - 3:30 p.m. [CST]



30 **CARTER RUSTAD** RHP  
6-4 | 194 | KANSAS CITY, MO. | STALEY HS | SAN DIEGO  
.....  
**2024:** 2-1, 3.38 ERA, 13.1 IP, 9 H, 5 ER, 2 BB, 11 K  
**CAREER:** 14-4, 3.97 ERA, 140.2.0 IP, 126 H, 62 ER, 45 BB, 124 K

**ABOUT RUSTAD**  
Rustad made his 2024 debut Feb. 16 at Cal Poly, allowing just one hit over 5.0 shutout innigs with six strikeouts to earn the victory (3-1) ... picked up his 14th career win with 4.0 solid innings vs. NKU (March 2) ... limited to one mound appearance in 2023 due to injury ... worked 51.1 innings with a 4.73 ERA in 2022, his first season with the Tigers ... dominant workhorse out of the bullpen, posting a 2.77 ERA and a 3-1 mark in 13 appearances and 39.0 IP ... spent two seasons at the University of San Diego to start his career ... went 5-1 with a 4.70 ERA while making 15 appearances in 2021 ... received Collegiate Baseball Freshman All-American honors in 2020.

2024 GAME-BY-GAME

Date	Opponent	W-L	Score	IP	H	R	ER	BB	K
2/16	at Cal Poly*	W	3-1	5.0	1	0	0	0	6
2/24	at UC San Diego*	L	4-8	4.1	8	5	3	0	4
3/2	NKU*	W	28-10	4.0	2	2	2	2	1
Totals		2-1	-	13.1	11	7	5	2	11

GAME 4 - Sunday, March 10 - 1 p.m. [CST]



48 **LOGAN LUNCEFORD** RHP  
6-0 | 180 | EDMOND, OKLA. | SANTA FE HS  
.....  
**2024:** 0-0, 13.00 ERA, 9.0 IP, 20 H, 13 ER, 1 BB, 11 K  
**CAREER:** 3-5, 7.00 ERA, 63.0 IP, 65 H, 49 ER, 33 BB, 79 K

**ABOUT LUNCEFORD**  
Lunceford worked 3.2 innings, allowing three earned runs while fanning four in a no-decision at Cal Poly (Feb. 17) ... scattered three runs on five hits over 4.0 innings at UCSD (Feb. 24) ... made an immediate impact in his rookie campaign with the Tigers, logging three wins and 68 strikeouts in 54.0 innings spanning 13 appearances (11 starts) ... three of his five losses were one-run affairs ... led all SEC freshman hurlers in innings and strikeouts ... ranked 56th nationally in strikeouts per 9.0 IP with a season mark of 11.33, which was good for ninth overall in the SEC and fifth nationally among all Division I freshman hurlers.

2024 GAME-BY-GAME

Date	Opponent	W-L	Score	IP	H	R	ER	BB	K
2/17	at Cal Poly*	-	12-8	3.2	8	5	3	0	4
2/24	at UC San Diego*	-	5-4	4.0	5	3	3	0	4
3/3	NKU*	-	15-16	1.1	7	7	7	1	3
Totals		0-0	-	9.0	20	15	13	1	11



# KERRICK JACKSON

FIRST YEAR • NEBRASKA '99

A veteran coach with experience at all levels of baseball, **Kerrick Jackson** was tabbed as Missouri's 15th head coach in June 2023.

Since that time, Jackson has undertaken the challenge of revitalizing the Tigers' tradition-rich program. These efforts have included hiring a diverse staff, recruiting a new-look roster and providing his pupils an entirely new way of approaching the game—and the way they go about working to achieve their common goal of returning Mizzou to national prominence.

While the work is well underway, Jackson will officially become the first Black Southeastern Conference head baseball coach to lead his team into action when the Tigers open their 2024 campaign in February. Furthermore, he will be just the fourth Black collegiate coach to guide a Power Five baseball program and the first to do so since the 2021 season.

In recognition of these efforts, *Baseball America* named Jackson its 2023 Trailblazer of the Year in December, capping an already historic year for the new Mizzou coach.

In addition to his success on the diamond as a collegiate coach, including leading Southern University to the 2019 Southwestern Athletic Conference crown and an NCAA Regional berth and guiding the University of Memphis to its first winning season in six years last spring, Jackson continues to serve as a relentless advocate for minorities in college baseball, especially in the coaching ranks. He helped form the American Baseball Coaches Association's Diversity in Baseball Committee and has served as its chairman since its creation in 2018. That body works to improve diversity in the coaching ranks through a professional development program and an increased focus on youth baseball.

Jackson returned to Columbia after having served as a Mizzou assistant from 2011-15. Known as a developer of players, a tireless recruiter, and a strong talent evaluator, Jackson is a well-respected leader in baseball circles, serving on the American Baseball Coaches Association Board of Directors and as chair of their Diversity in Baseball committee.

Prior to his season at Memphis, Jackson was the President of the MLB Draft League from 2020-22, a six-team summer baseball league sponsored by Major League Baseball and featuring a split-season amateur-professional format.

Jackson served as the head coach at Southern University from 2018-20, where he took a nine-win team in 2018 to 32 wins, a conference championship, and the NCAA Tournament the following season, earning SWAC and Louisiana Sports Writers Association Coach of the Year accolades. His 2018 Jaguar team boasted the athletic department's highest men's team GPA and received national recognition for its community service efforts.

Jackson worked for the Boras Corporation as a certified player agent for two years from 2016-17, where he identified prep and college players with the best chance to develop into Major League talent.

He served as an assistant coach and recruiting coordinator at Mizzou from 2011-15, working with the Tigers' hitters, outfielders, and infielders. Mizzou made back-to-back trips to the Big 12 Conference Tournament Championship in 2011-12, culminating with the program's first Big 12 title in 2012. The Tigers had multiple nationally-ranked recruiting classes, including 24th in 2012, 12th in 2014 and a consensus Top-30 class in 2015.

Before heading to Missouri, Jackson served as the Midwest Area Scouting Supervisor for the Washington Nationals from 2008-10, overseeing Missouri, Kansas, Arkansas, Iowa, Nebraska and the Dakotas.

His other collegiate coaching stops include assistant stints at St. Louis Community College-Meramec (2008), Nicholls State (2006-07), Jefferson (Mo.) College (2004-05), Coffeyville (Kan.) Community College (2003),



Emporia State (2002) and Fairfield (2001). Jackson also has extensive experience in the summer collegiate leagues, as he has coached in the Cape Cod League and New England Collegiate Baseball League.

Jackson spent two years at St. Louis Community College-Meramec as a student-athlete, where the team finished third at the JUCO World Series in 1995. Following that, he played at Bethune-Cookman University in 1996, leading the squad to its first-ever conference championship and regional appearance. Jackson concluded his playing career at Nebraska in 1997, graduating in 1999 with a bachelor's degree in sociology.

Jackson and his wife, Talia, have two sons, Zion and Lazarus.

## THE JACKSON FILE



### PERSONAL INFORMATION

**Hometown:** St. Louis, Mo.

**Wife:** Talia

**Children:** Zion and Lazarus

**Education:** Nebraska (1999)

**Years in Coaching:** 18th

**Twitter:** @Im\_That\_Dad\_KJ

**Instagram:** @im\_that\_dad\_kj

## COACHING CAREER

Years	School/Org.	Position
2001	Fairfield	Assistant Coach
2002	Emporia State	Assistant Coach
2003	Coffeyville CC	Assistant Coach
2004-05	Jefferson College	Assistant Coach
2006-07	Nicholls State	Assistant Coach
2008	STL CC-Meramec	Assistant Coach
2008-10	Nationals MW Area	Scouting Supervisor
2011-15	Missouri	Assistant Coach
2016-17	Boras Corp.	Certified Player Agent
2018-20	Southern	Head Coach
2020-22	MLB Draft League	President
2023	Memphis	Head Coach
2024	Missouri	Head Coach

## JACKSON'S HEAD COACHING RECORD

YEAR	SCHOOL	OVERALL	CONFERENCE	NOTABLE
2018	Southern	9-33	6-15	Highest team GPA at Southern
2019	Southern	32-24	18-6	SWAC Tournament Champions/NCAA Starkville Regional berth
2020	Southern	6-10	3-0	COVID-19 shortened season
2023	Memphis	29-28	10-14	First winning season since 2017/Four All-AAC honorees
2024	Missouri	6-6	0-0	2023 <i>Baseball America</i> Trailblazer of the Year
<b>TOTALS</b>	<b>Southern [3 years]</b>	<b>47-67</b>	<b>27-21</b>	
	<b>Memphis [1 year]</b>	<b>29-28</b>	<b>10-14</b>	
	<b>Missouri [1 year]</b>	<b>6-6</b>	<b>0-0</b>	
	<b>Career [5 years]</b>	<b>82-101</b>	<b>37-35</b>	

## QUICK FACTS

Name of School.....University of Missouri  
City/Zip.....Columbia, Mo., 65205  
Founded.....1839  
Enrollment.....30,667  
Nickname / Colors.....Tigers / Black & Gold  
Stadium.....Taylor Stadium at Simmons Field  
Capacity.....3,031  
Affiliation / Conference.....NCAA Division I / SEC  
President / Chancellor.....Mun Y. Choi  
Faculty Athletics Representative.....Pamela Bruzina  
Interim Director of Athletics.....Marcy Gorton  
Ticket Office Phone.....1-800-CAT-PAWS

## HISTORY

First Year of Baseball.....1891  
All-Time Record (130 years).....2,422-1,699-21 (.590)  
All-Time SEC Record (11 years).....98-193-1 (.337)  
Postseason Appearances.....22  
    Last Postseason Appearance.....2012  
College World Series Appearances.....6  
    Last College World Series Appearance.....1964  
Regular Season Conference Titles.....21  
    Last Conference Title.....1996 (Big 8)  
Conference Tournament Titles.....3  
    Last Conference Tournament Title.....2012 (Big 12)

## COACHING / SUPPORT STAFF

Head Coach.....Kerrick Jackson  
Alma Mater.....Nebraska, '99  
Record at Mizzou / Years.....6-6 (.500) / 1st  
Overall Record / Years.....82-101 (.448) / 5th  
Assistant Coach / Pitching.....Tim Jamieson  
Alma Mater.....New Orleans, '81  
Assistant Coach / Hitting.....Bryson LeBlanc  
Alma Mater.....Missouri, '06  
Assistant Coach.....Jabari Brown  
Alma Mater.....Clafin, '16  
Director of Player Personnel.....Jose Carballo  
Alma Mater.....Bethune-Cookman, '16  
Director of Player Development.....Joseph Dattoli  
Alma Mater.....Southern, '20  
Director of Baseball Operations.....Alex Barton  
Alma Mater.....Missouri, '19  
Graduate Assistant.....Anthony Hansen  
Alma Mater.....William Jewell, '22

## TEAM INFORMATION

2023 Record.....30-24  
SEC Record / Finish.....10-20 / 7th-Eastern  
Letterwinners Returning / Lost.....18 / 16  
Starters Returning / Lost.....3 / 7  
Pitchers Returning / Lost.....10 / 6  
Newcomers.....20

## MISSOURI MOMENT

**March 10, 1991**...En route to a 19-4 start to the 1991 season, Missouri won the rubber match of its series with perennial national power Minnesota, 4-1, behind a three-hit, 12-strikeout performance by Mizzou Intercollegiate Athletics Hall of Famer **John Dettmer**.

Mizzou dropped the first game of its series with the three-time national champion Golden Gophers, before rallying for wins in each of the final two contests at Simmons Field. The Tigers went on to win 41 games and earn a berth in the NCAA East Regional under head coach **Gene McArtor**. Dettmer, an honorable mention All-America pick, finished 9-4 and led the Big Eight Conference in ERA (2.63) and strikeouts (127) to earn co-player of the year honors in the circuit.

Dettmer's 127 punchouts stood as the Tigers' single-season standard for nearly two decades until **Aaron Crow** (127) and **Kyle Gibson** equaled and eclipsed the mark in back-to-back seasons (2008-09), respectively.

## SERIES MATCHUP

BATTING	AVG	OPS	G	AB	R	H	2B	3B	HR	RBI	TB	SLG%	BB	HBP	SO	GDP	OB%	SF	SH	SB			
Missouri	.272	.839	12	404	87	110	23	2	15	79	182	.450	52	28	114	5	.389	5	5	18			
PFW	.256	.741	13	442	74	113	19	2	12	70	172	.389	54	13	124	5	.352	3	3	19			
PITCHING	ERA	WHIP	W-L	G	CG	SH	SV	IP	H	R	ER	BB	SO	2B	3B	HR	AB	BAA	WP	HBP	BK	SFA	SHA
Missouri	5.97	1.50	6-6	12	0	0	4	104.0	111	78	69	45	107	20	5	10	406	.273	17	23	1	6	8
PFW	9.96	2.32	4-9	13	0	0	2	103.0	160	133	114	79	70	32	1	15	443	.361	15	21	0	12	7

## SERIES HISTORY

- Friday's series opener will mark just the second meeting of Purdue Fort Wayne and Missouri.
- The Mastodons hold a 1-0 edge over Mizzou after claiming an 11-8 victory in the only previous matchup of the two schools on March 1, 2014 in Little Rock.
- MU's series with IPFW is its second straight weekend set against a member of the Horizon League, following Northern Kentucky's visit to Taylor Stadium last week.
- Mizzou brings a 14-7 all-time mark against the current membership of the Horizon League into this weekend's series.

## SCOUTING MISSOURI

- Missouri posted a 30-24 regular-season finish last spring, including a 10-20 SEC mark.
- Kerrick Jackson** was named the 15th head coach in Mizzou history in June, returning to Columbia to lead a program for which he served as an assistant coach from 2011-15 under Mizzou Hall of Fame head coach (and current pitching coach) **Tim Jamieson**.
- The Tigers return three regular starters from last season, led by senior INF/OF **Trevor Austin**, who batted .311 with eight homers and 10 steals to help bolster the MU offense.
- Senior INF **Matt Garcia** turned in a solid debut season with the Tigers, providing clutch hitting and lock-down defense on the MU infield.
- Additionally, junior INF **Justin Colon** returns for Mizzou and earning significant playing time at shortstop over each of his first two seasons in Columbia.
- MU should also receive a lift from sophomore INF **Jackson Lovich** and junior OF **Juju Stevens**, who each made key contributions in limited duty in 2023.
- Several newcomers could also make early contributions, including junior INF **Danny Corona**, who helped Wake Forest to a 2023 College World Series berth, C **Jedier Hernandez**, a standout behind the plate for Seton Hall the last two seasons, and sophomore OF **Jeric Curtis**, a Texas Tech transfer who brings significant speed to the Tiger outfield and batting order.
- On the mound, sophomore RHP **Logan Lunceford** is back to help anchor Mizzou's weekend rotation after posting 68 strikeouts to lead all SEC freshman hurlers last spring.
- Junior LHP **Javyn Pimental** also contributed mightily to the Tigers' mound efforts in 2023, making eight starts for the Tigers.
- Mizzou should also benefit from the potential return of a pair of veterans who missed significant time last spring; LHP **Ian Lohse** and RHP **Carter Rustad** missed significant portions of 2023 due to injury following promising starts to the campaign.
- New arms like RHP **Xavier Lovett** and RHP **Bryce Mayer** could compete for starting rotation spots, while RHP **Jacob Peaden** may give the back end of the Tigers' bullpen a strong presence.

## MISSOURI BY THE NUMBERS

- Missouri is coming off a 30-win campaign last spring, which marked the 20th time the Tigers reached the 30-win plateau in the last 30 seasons, as well as the 35th time overall.
- 1B **Jackson Lovich** leads the Tigers with four homers and 15 RBIs, the latter of which is tied for 14th among all SEC hitters.
- Lovich has reached base safely via a hit or walk in all 12 contests this season and brings a career-best

seven-game hit streak into Friday's game.

- LHP **Daniel Wissler** shares the team lead with two victories (good for eighth in the SEC) after striking out a career-best five hitters Tuesday vs. Lindenwood.
- INF **Justin Colon** registered his first four-hit game as a Tiger in last Saturday's win. The junior also posted career bests for runs scored (4) and RBIs (5) vs. NKU.
- 2B **Trevor Austin** has been hit by an SEC-leading eight pitches so far in 2024, which is the seventh-best total in the nation. The senior from Jefferson City has been plunked 37 times in his Mizzou career.
- C **Jedier Hernandez** has gunned down three would-be basestealers on the season to lead the SEC.
- RHP **Ben Pedersen** has logged three consecutive scoreless relief outings in his return from a two-year absence due to injuries. The 6-foot-6 Minnesota native has allowed just one hit over a combined 2 1/3 innings.
- OF **Thomas Curry** enjoyed a debut to remember at Cal Poly, as the freshman paced all Mizzou hitters with his .444 average, while homering and driving in four runs.
- RHP **Carter Rustad** notched career victory No. 14 last Saturday vs. NKU.
- As a team, Mizzou has been hit by 28 pitches this season, good for fourth in the SEC.
- RHP **Jacob Peaden** shares the SEC lead for saves (3 and games finished (5), while RHP **Charlie Miller's** total of six mound appearances is tied for the top figure in the circuit.
- Mizzou is hitting .297 as a team at home.
- The Tigers rank fourth in the conference in stolen bases (18) as well, led by OF **Jeric Curtis'** five steals.
- In their last 12 home games at Taylor Stadium dating back to May 2, 2023, the Tigers have hit .332 (129-for-389) as a team, with 33 home runs, while averaging 10.9 runs per contest.
- In last Saturday's 28-10 rout of Northern Kentucky, Mizzou scored 14 times in the first inning, marking its biggest rally since 2005.
- The Tigers' 28 runs in the victory not only marked the most for an SEC squad this season, but also represented their top single-game total since a 28-2 win over Arkansas-Pine Bluff on March 24, 2010.

## SCOUTING PURDUE FORT WAYNE

- Purdue Fort Wayne brings a 4-9 season mark into Friday's opener under fifth-year head coach **Doug Schreiber**.
- The Mastodons are led at the plate by junior INF **Camden Karczewski**, who brings a .362 average into the weekend.
- OF **Nate Simpson** and OF **Grant Thoroman** are each hitting .347 with a pair of homers for PFW.
- On the mound, RHP **Sean Kasper** paces the staff with a 3.72 ERA in five appearances (two starts), while RHP **Kevin Fee** (1-0, 4.72 ERA) leads the staff with nine strikeouts over 13.1 IP.

## NOW THAT'S A RALLY

- Mizzou utilized a first-inning rally of historic proportions to log its first home victory of 2024 — a 28-10 rout of Northern Kentucky last Saturday.
- The Tigers sent 17 batters to the plate in scoring 14 runs in the opening frame, marking their biggest inning since a 17-run rally vs. Texas Tech on April 1, 2005.
- In that 25-0 win over Texas Tech, current Tiger assistant coach **Bryson LeBlanc** factored prominently in the Tigers' key rally, walking twice and scoring before grounding out in a second inning that saw 23 MU hitters come to the plate.

SEC STANDINGS

EASTERN DIVISION

SCHOOL	SEC	SEC%	OVERALL	H	A
Tennessee	0-0	-	13-1	11-0	0-0
Georgia	0-0	-	12-1	9-1	1-0
Kentucky	0-0	-	12-1	6-0	4-0
Vanderbilt	0-0	-	11-3	8-3	0-0
South Carolina	0-0	-	10-3	10-1	0-1
Florida	0-0	-	8-4	5-2	3-2
<b>Missouri</b>	<b>0-0</b>	<b>-</b>	<b>6-6</b>	<b>2-3</b>	<b>3-3</b>

\*Through March 6

WESTERN DIVISION

SCHOOL	SEC	SEC%	OVERALL	H	A
Texas A&M	0-0	-	13-0	9-0	1-0
Alabama	0-0	-	12-1	9-0	1-0
LSU	0-0	-	12-1	7-1	2-0
Arkansas	0-0	-	10-2	8-1	0-0
Auburn	0-0	-	10-2	8-1	0-0
Mississippi State	0-0	-	8-4	8-4	0-0
Ole Miss	0-0	-	9-5	7-3	2-2

HOME COOKIN'

- Mizzou has found the friendly confines of Taylor Stadium much to its liking over a recent offensive surge spanning the last seven home games of the 2023 campaign and its first five home contests of the new season.
- Since May 2 of last year, the Tigers have hit .332 as a team while homering 33 times and averaging nearly 11 runs (10.9) runs per outing.
- Over the same stretch, Mizzou has scored in double-digits seven times and registered at least 10 hits eight different times in going 8-4 at Taylor.

LOVIN' LOVICH

- 1B **Jackson Lovich** will bring a career-best seven-game hit streak into Friday's game.
- The sophomore from Overland Park, Kan., is hitting .357 (10-for-28) with three of his four home runs on the season and 11 RBIs during the same stretch.
- Lovich has slugged a team-best .652 for the season and has reached base safely via a hit or walk in all 12 contests in 2024.
- He also leads the Tigers in multi-hit (5) and multi-RBI (5) games and ranks 14th in the SEC in RBIs (15).

WELCOME MATT

- INF **Matt Garcia** barely missed a beat in his two-week absence due to injury to start the 2024 season, logging a 2-for-3 afternoon in his first start of the year Tuesday in Mizzou's win over Lindenwood.
- The Orlando, Fla., product reached base in three of his four trips to the plate, including back-to-back singles and a stolen base.
- Garcia started 37 games on the Tigers infield in his first season with Mizzou last spring and will once again provide a defensive anchor for MU after fielding at a .977 clip in 2023.

TARGET: TREVOR

- 2B **Trevor Austin** has made a habit of reaching base throughout his four-year career with the Tigers, particularly when it comes to serving as a target, logging 37 free bases due to hit by pitches.
- Austin, the SEC's active leader in HBPs, has been hit by a pitch four times on Mizzou's current home stand, running his season total to an SEC-leading eight HBPs.
- As a result, the Jefferson City native has climbed to fourth on Mizzou's career HBP chart, passing **Brock Bond** and **Dan Opel** Tuesday when he was hit by a pitch in the seventh inning of MU's 5-4 victory.
- Austin is six HBPs away from matching **Jacob Priday's** career total of 43 in the No. 3 position on the list.
- John McKee** (2004-07) owns the Tigers' all-time mark of 70 HBPs, and **John Hay** (1989-93) ranks second with 51 HBPs.

FRESH LOOK

- Mizzou has received contributions from up and down its roster, but the Tigers' talented crop of freshmen have been perhaps the most consistent performers.
- MU's four primary freshman position players —SS **Drew Culbertson**, OF **Thomas Curry**, OF **Tucker Moore** and OF **Kaden Peer** — rank among the Tigers' top 11 overall batters to date.
- The quartet has combined to hit .268 (38-for-142) with four homers and six stolen bases (in six attempts)
- through 12 games.
- Culbertson has logged three multi-hit outings to date, hitting .262 overall while starting 11 of 12 games at shortstop.
- Moore has assumed the leadoff spot in the MU batting order, recording four multi-hit performances and reaching base safely in nine of his 11 games.
- Curry has hit a pair of homers and notched three multi-RBI efforts, including last Saturday's win in which he drove in four runs.
- Peer has heated up as well, hitting .308 in his last five games. Against Northern Kentucky, the Chesterfield, Mo., product has scored three runs and driven in four over the final two games of the series (March 3-4).
- Additionally, C **Mateo Serna** has contributed at the plate, driving in three runs in Tuesday's victory over Lindenwood. The Florida native doubled in his first at-bat as a Tiger at Cal Poly (Feb. 17) and has made five starts behind the plate for MU.
- The Tigers have gotten a lift from a pair of freshman hurlers as well, with RHP **Josh McDevitt** and RHP **Charlie Miller** combining for 15 strikeouts while allowing just four runs over their 9 1/3 total innings.

MIZZOU CAREER HIT BY PITCH

NO.	PLAYER	YEARS	HBP
1.	John McKee	2004-07	70
2.	John Hay	1989, 91-93	51
3.	Jacob Priday	2005-08	43
4.	<b>Trevor Austin</b>	<b>2021-pr</b>	<b>37</b>
5.	Brock Bond	2006-07	36
	Dane Opel	2010-13	36
7.	Ryan Stegall	1999-01	34
8.	Conner Mach	2009-12	33
	Luke Mann	2019-23	33
10.	Ryan Ampleman	2009-11	32
	Trey Harris	2015-18	32
	Jayce Tingler	2000-03	32

\* HBP totals available beginning with 1979 season

MIZZOU RECORD WHEN...

at Taylor Stadium:.....	2-3
Away:.....	3-3
Neutral Site:.....	1-0
Day Games:.....	4-3
Night Games:.....	2-3
vs. LHP starter:.....	0-4
vs. RHP starter:.....	6-2
Mizzou scores first:.....	2-2
Opponent scores first:.....	4-4
Mizzou scores 0-2 runs:.....	0-2
Mizzou scores 3-5 runs:.....	3-3
Mizzou scores 6-9 runs:.....	1-0
Mizzou scores 10+ runs:.....	2-1
Opponent scores 0-2 runs:.....	1-0
Opponent scores 3-5 runs:.....	3-2
Opponent scores 6-9 runs:.....	1-2
Opponent scores 10+ runs:.....	1-2
Leading after 6 innings:.....	5-1
Tied after 6 innings:.....	0-0
Trailing after 6 innings:.....	1-5
Leading after 7 innings:.....	4-1
Tied after 7 innings:.....	1-0
Trailing after 7 innings:.....	0-5
Leading after 8 innings:.....	4-1
Tied after 8 innings:.....	0-0
Trailing after 8 innings:.....	1-4
Mizzou hits a HR:.....	5-3
Mizzou doesn't hit a HR:.....	1-3
1-run games:.....	2-2
Walk-offs:.....	0-0
Extra innings (home):.....	0-0
Extra innings (away/neutral):.....	1-0
Series openers:.....	0-3
Series finales:.....	2-1
Come-from-behind wins:.....	3

Monday:.....	0-0
Tuesday:.....	1-1
Wednesday:.....	0-0
Thursday:.....	1-0
Friday:.....	1-3
Saturday:.....	2-1
Sunday:.....	1-1

#MIZZOUMADE IN MLB

Pete Fairbanks.....	Tampa Bay Rays
Kyle Gibson.....	St. Louis Cardinals
Tanner Houck.....	Boston Red Sox
Max Scherzer.....	Texas Rangers


IN MiLB

Konnor Ash.....	Clearwater Threshers (Phillies)
Ian Bedell.....	Peoria Chiefs (Cardinals)
Jacob Cantleberry.....	Tulsa Drillers (Dodgers)
Chris Cornelius.....	Reading Fightin' Phils (Phillies)
Josh Day.....	Hillsboro Hops (Diamondbacks)
Drew Garrett.....	Clearwater Threshers (Phillies)
Robbie Glendinning.....	NW Arkansas Naturals (Royals)
Trey Harris.....	Harrisburg Senators (Nationals)
Nathan Landry.....	Salem Red Sox (Red Sox)
Josh Lester.....	Norfolk Tides (Orioles)
Reggie McClain.....	SWB Railriders (Yankees)
Spencer Miles.....	San Jose Giants (Giants)
Kameron Misner.....	Durham Bulls (Rays)
Bryce Montes de Oca.....	Syracuse Mets
Torin Montgomery.....	Jupiter Hammerheads (Marlins)
Michael Plassmeyer.....	Lehigh Valley Iron Pigs (Phillies)
TJ Sikkema.....	NW Arkansas Naturals (Royals)
Rob Zastryzny.....	Nashville Sounds

A HUB FOR MID-MISSOURI

- The University of Missouri generates \$5 billion in economic impact for the state of Missouri.
- The larger University of Missouri System, comprised of four universities, generated \$6.5 billion in economic impact on the Show Me State.
- The University of Missouri supports nearly 50,000 direct and indirect jobs, both full and part time, in the state.
- Mizzou Athletics generated \$319.1 million in economic impact over the last fiscal year.
- The Tigers support and sustain 3,591 jobs annually.
- Mizzou Athletics has generated \$15.9 million in state and local taxes.





### TIGERS AT THE TURNSTILES

- Mizzou shattered its program record for total home attendance last spring, drawing 37,133 fans over 23 dates to eclipse the previous program mark of 31,450 (2008).
- MU finished its 2023 home campaign with its 20th crowd of 1,000 or more fans — and its 17th in a row.
- In its 23 home dates at Taylor Stadium, the Tigers drew five crowds of at least 2,000 fans, as well as an average of 1,614 spectators per date, both of which represent high-water marks for the program.
- Last season's attendance growth marked a 43-percent increase in average home attendance from the 2022 season, when MU drew 1,127 fans per home date (and 28,181 for the entire season).

### TIGER TRAILBLAZER

- **Kerrick Jackson** has already enjoyed a personal moment of 'NOW' as the St. Louis product became the first Black head coach in SEC history with his appointment to the Tigers' top job.
- Jackson also picked up a significant honor from *Baseball America* in December, earning the publication's 2023 Trailblazer of the Year honor.
- Jackson has left his mark in just four seasons as a Division I head coach, including leading Southern to the 2019 Southwestern Athletic Conference crown and an NCAA Regional berth, as well as guiding Memphis to its first winning season in six years last spring.
- Additionally, Jackson has impacted the college baseball landscape through his work on the American Baseball Coaches Association's Diversity in Baseball Committee, a body for which he has served as chairman since its creation in 2018. The council works to improve diversity in the coaching ranks through a professional development program and an increased focus on youth baseball.

### TIGERS IN THE MLB DRAFT

- Four 2023 Missouri baseball standouts continued the Tigers' tradition of professional talent production with their selections in the MLB Draft in July.
- **P Chandler Murphy** was taken by Tampa Bay in the 12th round (363rd overall), before **3B Luke Mann** was picked by Oakland in the 14th round (406th overall) on the final day of the draft.
- The two selections doubled Mizzou's 2023 crop of draftees to a total of four, joining fourth-round selection **P Austin Troesser** (New York Mets) and **P Zach Franklin** (Chicago White Sox), who were picked on day two of the draft.

### IN THE 'NOW'

- New Tiger bench boss **Kerrick Jackson** has undertaken the challenge of revitalizing Missouri's tradition-rich program, part of which has included a re-branding of sorts.
- Casual observers of any number of Mizzou's fall or preseason workouts will undoubtedly have taken note

### WELCOME WAGON

- Eighteen different players have made their Mizzou debuts over the first three weeks of the season.
- In the Tigers season opener at Cal Poly, seven newcomers found their names in the lineup: RHP **Bryce Mayer**, 3B **Danny Corona**, C **Jedier Hernandez**, DH **Thomas Curry**, CF **Jeric Curtis**, SS **Drew Culbertson** and LF **Tucker Moore**.
- On the mound, several new faces contributed to the Tigers' series win, with LHP **Ryan Magdic** and RHP **Jacob Peaden** combining for 4.0 hitless innings of relief in a 3-1 victory, while RHP **Charlie Miller** and C **Mateo Serna** also saw action in game three.
- Last week, OF **Kaden Peer** made a pair of starts in the outfield, while RHP **Kaden Jacobi**, RHP **Victor Quinn** and RHP **Josh McDevitt** all made their first appearances for the Tigers in San Diego.
- On the current home stand, three more newcomers have introduced themselves to the Mizzou faithful: RHP **Miles Garrett** made his debut as a Tiger vs. SEMO, before RHP **Xavier Lovett** and OF **RJ Jimerson** made their first appearances for vs. NKU (March 2).

### ROAD TO REDEMPTION

- RHP **Miles Garrett** is one of two MU hurlers returning from lengthy absences due to injuries. RHP **Ben Pedersen** also returned from a lengthy absence Feb. 24 at UCSD with his first mound appearance for the Tigers since May 15, 2021.
- Both Garrett and Pedersen missed all of the 2022 and 2023 seasons due to their injuries.
- Pedersen has been untouchable through his first three appearances, logging scoreless outings in each. In his two outings at Taylor Stadium, he worked hitless innings vs. SEMO (Feb. 27) and NKU (March 3).
- Overall, Pedersen has surrendered just one hit and one hit batsman in 2 1/3 scoreless innings.

### NON-CON DOMINATION

- Mizzou has claimed six nonconference victories over the first three weeks of the season, continuing a string of recent dominance in nonconference play.
- The Tigers logged a 20-3 mark against non-SEC foes last spring, after going 18-3 in nonconference play in 2022.
- MU has an overall mark of 44-12 in non-SEC competition since the start of the 2022 season.
- Over the last decade, the Tigers' dominance has been equally as pronounced, with MU winning nearly 100 more nonconference games than it has lost (171-72), good for a .704 winning percentage.

### MISSOURI HOME ATTENDANCE

NO.	SEASON	TOTAL	AVG.
1.	2023	37,133	1,614
2.	2008	30,450	1,210
3.	2019	29,737	1,101
4.	2022	28,181	1,127
5.	2007	26,957	1,037
6.	2016	26,044	930
7.	2018	25,912	864
8.	2017	25,796	832
9.	2012	24,581	820
10.	2006	23,906	886

of a new and unique slogan around Taylor Stadium. Jackson and his staff introduced the **#MizzouNOW** branding — an acronym for No Opportunity Wasted — providing his student-athletes an entirely new way of approaching the game and the way they go about working to achieve their common goal of returning Mizzou to national prominence.

• **#MizzouNOW** was developed with a focus on appreciating the present and working toward taking advantage the opportunities immediately in front of the Tigers.

### GOING DEEP

- Mizzou powered up to hit six home runs last week and has now out-homered the opposition, 15-10.
- The Tigers are 5-3 when hitting at least one home run and 1-3 when they fail to go deep.
- Nine different Tigers have homered in the first 12 games, continuing a recent trend that was evident in 2023, when 14 different Tigers hit at least one homer.
- **2B Trevor Austin** and **1B Jackson Lovich** have powered the early attack for MU. Austin clubbed three homers in four games at the Tony Gwynn Legacy series (Feb. 22-24).
- Lovich leads the club with four homers, including long balls in back-to-back games this past weekend.
- Austin turned in his first multi-homer performance as a Tiger in a 6-3 win over CSUB (Feb. 22), a game in which MU hit four solo bombs.
- Two Tigers—SS **Drew Culbertson** and OF **Isaiah Frost** — hit their first collegiate home runs as part of a three-homer barrage by the Tigers in the second inning vs. CSUB.
- The long ball for Frost not only represented his first HR as a Tiger, but also his first hit.
- In their last 25 games, extending back to April 29, 2023, 17 different Tigers have combined to hit 48 round-trippers.
- In their last 12 games at Taylor Stadium, the Tigers have gone deep a mind-boggling 33 times.
- MU clubbed 79 homers in 2023, which represented the program's top total since the 1998 squad blasted a school-record 110 bombs.
- Mizzou reached the 75-home run plateau on just four previous occasions — 1998, 1988, 1986 and 1985.


### COMING HOME

- Head coach **Kerrick Jackson** did not have to look far when adding the initial pieces of his Mizzou coaching staff. He selected former Tiger head coach **Tim Jamieson** for his pitching coach, completing a homecoming for the Mizzou Athletics Hall of Famer.
- Jamieson brings 28 years of coaching experience on the Missouri campus into his new role as the Tigers pitching coach.
- In 22 seasons as Mizzou's head baseball coach, Jamieson led the Tigers to 698 wins, trailing only **Gene McArthur** (733) on the Tigers' all-time coaching victories chart.
- He coached eight All-Americans at Mizzou and saw 75 of his players drafted, including 19 Major Leaguers.
- Jamieson returns to his hometown of Columbia after

### MISSOURI NONCONFERENCE SUCCESS

YEAR	VS. NON-SEC SCHOOLS	.PCT
2024	6-6	.500
2023	20-3	.870
2022	18-3	.857
2021	7-14	.333
2020	11-5	.688
2019	21-5	.808
2018	22-3	.880
2017	21-5	.808
2016	17-8	.680
2015	14-11	.560
2014	14-9	.609
<b>TOTAL</b>	<b>171-72</b>	<b>.704</b>

March 8-10 • vs Purdue Fort Wayne



serving as pitching coach under Jackson in his lone season at Memphis, where the duo helped lead the Tigers to their first winning season since 2017.

- Prior to his stop at UM, Jamieson spent three seasons (2020-22) as pitching coach at Southern Illinois, helping the Salukis compile a 96-42 record that included a pair of 40-win seasons.
- Jamieson garnered 1996 Big 8 Coach of the Year and 2007 Big 12 Co-Coach of the Year honors, as his Missouri teams won 35 games or more nine times during his head coaching career.
- He led Mizzou to seven consecutive NCAA postseason appearances from 2003 to 2009, including the program's first Super Regional berth in 2006. He was also selected to lead USA Baseball's Collegiate National Team as head coach in 2011.
- Jamieson, a graduate of Columbia Rock Bridge High School, is married to a Mizzou graduate, the former Cindy Thornton.

#### SPEAKING OF HOMECOMINGS...

- Another new Mizzou assistant coach (and former Tiger) is making a return to his old stomping grounds. **Bryson LeBlanc** joined Jamieson on **Kerrick Jackson's** first MU staff after spending five seasons on the coaching staff at UC San Diego.
- LeBlanc, who was named one of D1Baseball.com's picks for its '100 Assistant Coaches Athletic Directors Should Know' list this past fall, patrolled the MU outfield for Jamieson on the previously mentioned 2006 Regional-winning club.
- He helped guide UC San Diego through its transition to the NCAA Division I level, including a 34-18 campaign last spring that culminated in the program's first Big West Conference title.
- In all, 46 of LeBlanc's former players have been selected in the MLB Draft, including 14 who have been taken in the top 10 rounds. Six of those have advanced to the big leagues.

#### HALL WORTHY

- Even before his return as a member of the Tigers' new coaching staff, **Tim Jamieson** knew he'd be making a trip to Columbia in 2023 after his selection for induction to the Missouri Intercollegiate Athletics Hall of Fame in late May.
- Jamieson became the fourth former Tiger head baseball coach to be tabbed for Mizzou's highest athletic honor, joining **Don Faurot**, **John 'Hi' Simmons** and **Gene McArtor**.
- Jamieson took the Tigers to a Big Eight Conference championship in 1996, completing a worst-to-first turnaround – the first in Big Eight history – and in 2012

the Tigers won the Big 12 Conference Tournament title.

- Overall, he took nine teams to the NCAA Tournament, including seven straight appearances from 2003-09 and a Super Regional trip in 2006.

#### SHOW-ME STATE TO THE SHOW

- Tiger great P **Max Scherzer** claimed his second World Series title with the Texas Rangers' first world championship in a five-game series with Arizona.
- Scherzer became the fourth Tiger to earn multiple World Series championships, adding to his 2019 title with Washington.
- Another former Mizzou stalwart, Rangers special assistant to the G.M. **Ian Kinsler** (2003), also claimed his second World Series ring with the victory, following his first title as an active player with Boston in 2018.
- In all, eight Mizzou baseball alums have won World Series titles as players: in addition to Kinsler (2018) and Scherzer (2019 and 2023), **Homer Summa** (1929 and 1930), **Darold Knowles** (1973 and 1974), **Mike Shannon** (1964 and 1967), **Glenn Wright** (1925), **Charlie James** (1964) and **Tim Laudner** (1987) also claimed Fall Classics.

#### TIGERS ON THE TUBE

- Missouri is slated to appear in eight linear broadcasts on the ESPN family of networks over the course of the 2024 season.
- Mizzou's SEC matchups and select non-conference games will stream on SEC Network+.
- Tuesday's contest with Lindenwood will be streamed live on SEC Network+, as will each of the Tigers' nonconference games this coming weekend against Purdue Fort Wayne.



## 2024 RESULTS

March 8-10 • vs Purdue Fort Wayne

2024 RECORD: 6-6 [HOME: 2-3; ROAD: 3-3; SEC: 0-0; NEUTRAL: 1-0]

DATE	OPPONENT	SCORE	INNS	OVERALL	SEC	PITCHER OF RECORD	ATT.	TIME
FEB 16, 2024	at CAL POLY-1	L, 2-3	9	0-1	-	MAYER (0-1)	-	2:18
FEB 16, 2024	at CAL POLY-2	W, 3-1	9	1-1	-	RUSTAD (1-0)	1829	2:27
FEB 17, 2024	at CAL POLY	W, 12-8	9	2-1	-	WISSLER (1-0)	1139	3:20
FEB 22, 2024	vs CSU BAKERSFIELD	W, 6-3	9	3-1	-	LUCAS (1-0)	122	2:54
FEB 23, 2024	at SAN DIEGO STATE	L, 3-10	9	3-2	-	MAYER (0-2)	1127	3:10
FEB 24, 2024	at UC SAN DIEGO-1	L, 4-8	9	3-3	-	RUSTAD (1-1)	-	2:40
FEB 24, 2024	at UC SAN DIEGO-2	W, 5-4	11	4-3	-	PEADEN (1-0)	466	3:39
FEB 27, 2024	SOUTHEAST MISSOURI	L, 3-8	8	4-4	-	WISSLER (1-1)	1522	2:33
MAR 1, 2024	NORTHERN KENTUCKY	L, 1-3	9	4-5	-	MAYER (0-3)	1124	2:28
MAR 2, 2024	NORTHERN KENTUCKY	W, 28-10	7	5-5	-	RUSTAD (2-1)	1450	3:06
MAR 3, 2024	NORTHERN KENTUCKY	L, 15-16	9	5-6	-	PEADEN (1-1)	1351	3:38
MAR 5, 2024	LINDENWOOD	W, 5-4	9	6-6	-	WISSLER (2-1)	926	2:31

BATTING

Name	BA	G-GS	AB	R	H	2B	3B	HR	RBI	TB	SLG%	BB	HBP	SO	GDP	OB%	SF	SH	SB	SBA	PO	A	E	FA
Garcia, Matt	.667	2-1	3	2	2	0	0	0	0	2	.667	0	1	0	0	.750	0	0	1	1	1	1	0	1.000
Colon, Justin	.381	7-6	21	6	8	1	0	1	9	12	.571	7	0	5	0	.536	0	1	1	1	3	15	2	.900
Lovich, Jackson	.348	12-12	46	12	16	2	0	4	15	30	.652	5	4	11	0	.439	2	0	2	2	85	5	2	.978
Hernandez, Jedier	.310	7-7	29	7	9	4	0	1	8	16	.552	1	1	4	1	.344	1	0	1	1	56	5	2	.968
Austin, Trevor	.295	12-12	44	11	13	3	1	3	9	27	.614	2	8	7	0	.426	0	3	0	2	23	29	0	1.000
Curry, Thomas	.294	9-9	34	9	10	3	0	2	9	19	.559	6	2	11	1	.419	1	0	0	0	1	1	0	1.000
Moore, Tucker	.267	11-11	45	13	12	2	0	1	3	17	.378	4	2	11	0	.353	0	0	1	1	22	0	0	1.000
Beaman, Jackson	.267	8-4	15	5	4	1	0	1	8	8	.533	4	1	6	0	.429	1	0	0	0	14	0	0	1.000
Culbertson, Drew	.262	11-11	42	8	11	1	0	1	2	15	.357	3	1	17	1	.326	0	0	4	4	15	22	3	.925
Stevens, Juju	.250	1-1	4	0	1	0	0	0	0	1	.250	0	1	2	0	.400	0	0	1	1	0	0	0	.000
Peer, Kaden	.238	7-7	21	4	5	1	0	0	4	6	.286	5	3	3	0	.448	0	0	1	1	10	0	0	1.000
Curtis, Jeric	.235	9-9	34	2	8	2	1	0	4	12	.353	3	2	12	0	.333	0	1	5	6	22	0	0	1.000
Corona, Danny	.176	9-9	34	2	6	1	0	0	1	7	.206	4	0	13	1	.263	0	0	1	1	3	10	0	1.000
Frost, Isaiah	.167	4-2	6	3	1	0	0	1	1	4	.667	4	0	4	0	.500	0	0	0	0	4	0	0	1.000
Serna, Mateo	.158	6-5	19	2	3	2	0	0	4	5	.263	1	1	5	1	.238	0	0	0	0	51	1	3	.945
Daniels, Brock	.143	4-2	7	0	1	0	0	0	1	1	.143	3	0	3	0	.400	0	0	0	1	0	1	0	1.000
Jimerson, RJ	.000	1-0	0	1	0	0	0	0	1	0	.000	0	1	0	0	1.000	0	0	0	0	0	0	0	.000
Totals	.272	12-12	404	87	110	23	2	15	79	182	.450	52	28	114	5	.389	5	5	18	22	312	97	13	.969
Opponents	.273	12-12	406	78	111	20	5	10	71	171	.421	45	23	107	6	.373	6	8	13	18	312	105	9	.979

LOB - Team [95], Opp [100]. DPs turned - Team [6], Opp [7]. CI - Team [2], Hernandez 1, Serna 1. IBB - Team [1], Curry 1. Picked off - Austin 2, Culbertson 1.

PITCHING

Name	ERA	W-L	G-GS	CG	SHO	SV	IP	H	R	ER	BB	SO	2B	3B	HR	AB	BAA	WP	HBP	BK	SFA	SHA
Pedersen, Ben	0.00	0-0	3-0	0	0/0	0	2.1	1	0	0	0	1	0	0	0	8	.125	0	1	0	0	0
Rustad, Carter	3.38	2-1	3-3	0	0/0	0	13.1	9	7	5	2	11	2	0	2	50	.180	1	5	0	0	0
Miller, Charlie	3.38	0-0	6-0	0	0/0	0	5.1	5	2	2	4	9	1	0	0	19	.263	1	0	0	0	0
Peaden, Jacob	3.52	1-1	5-0	0	0/0	3	7.2	7	3	3	4	8	2	0	0	27	.259	1	2	0	0	3
Pimental, Javyn	3.52	0-0	2-1	0	0/0	0	7.2	8	3	3	1	10	1	0	1	30	.267	1	1	0	0	1
Lucas, Brock	3.52	1-0	3-0	0	0/0	1	7.2	7	3	3	4	6	2	0	0	30	.233	0	2	0	0	0
Magdic, Ryan	4.50	0-0	3-0	0	0/0	0	6.0	5	3	3	3	8	1	1	1	22	.227	2	0	1	1	0
McDevitt, Josh	4.50	0-0	4-0	0	0/0	0	4.0	5	2	2	1	6	1	0	0	16	.313	0	2	0	0	1
Wissler, Daniel	5.11	2-1	5-2	0	0/0	0	12.1	14	7	7	2	12	2	1	3	50	.280	1	2	0	0	1
Quinn, Victor	5.40	0-0	2-0	0	0/0	0	1.2	1	1	1	1	1	0	0	0	5	.200	0	3	0	0	0
Lohse, Ian	5.68	0-0	3-0	0	0/0	0	6.1	4	4	4	3	6	1	0	0	23	.174	2	0	0	1	0
Smith, Nic	6.23	0-0	5-0	0	0/0	0	4.1	6	3	3	4	3	0	0	1	16	.375	1	1	0	1	1
Mayer, Bryce	6.43	0-3	3-3	0	0/0	0	14.0	10	12	10	7	11	4	1	1	50	.200	1	1	0	1	0
Lunceford, Logan	13.00	0-0	3-3	0	0/0	0	9.0	20	15	13	1	11	2	1	1	44	.455	3	2	0	2	1
Lovett, Xavier	13.50	0-0	1-0	0	0/0	0	0.2	1	5	1	4	1	0	0	0	4	.250	0	0	0	0	0
Jacobi, Kaden	21.60	0-0	2-0	0	0/0	0	1.2	8	4	4	0	3	1	1	0	12	.667	2	1	0	0	0
Garrett, Miles	99.00	0-0	1-0	0	0/0	0	0.0	0	4	4	4	0	0	0	0	0		1	0	0	0	0
Totals	5.88	6-6	12-12	0	0/0	4	104.0	111	78	68	45	107	20	5	10	406	.273	17	23	1	6	8
Opponents	7.01	6-6	12-12	0	0/0	1	104.0	110	87	81	52	114	23	2	15	404	.272	19	28	2	5	5

PB - Team [0], Opp [6]. Pickoffs - Team [2], Pimental 1, Wissler 1, Opp [3].

BATTING

DATE	OPPONENT	AB	R	H	RBI	2B	3B	HR	BB	IBB	SB	CS	HBP	SAC	SF	GDP	K	PO	A	E	AVG
FEB 16	at Cal Poly-1	32	2	8	2	2	0	0	3	0	0	1	1	0	0	0	8	24	8	1	.250
FEB 16	at Cal Poly-2	31	3	5	3	3	0	1	3	1	0	0	0	1	0	0	15	27	4	2	.206
FEB 17	at Cal Poly	40	12	13	10	5	1	2	2	0	3	1	4	0	0	0	13	27	6	2	.252
FEB 22	vs CSUB	37	6	11	6	3	0	4	3	0	4	0	2	1	0	0	8	27	7	2	.264
FEB 23	at San Diego State	31	3	6	2	0	0	0	6	0	2	0	5	0	0	1	11	24	5	0	.251
FEB 24	at UC San Diego-1	36	4	10	4	1	0	1	2	0	3	0	0	1	0	0	11	24	6	2	.256
FEB 24	at UC San Diego-2	42	5	11	5	0	0	1	5	0	1	0	1	1	1	0	10	33	13	0	.257
FEB 27	SOUTHEAST MISSOURI	26	3	6	2	1	0	1	3	0	0	1	1	0	0	1	5	24	11	0	.255
MAR 1	NORTHERN KENTUCKY	28	1	4	0	1	0	0	4	0	2	1	1	1	0	1	12	27	11	2	.244
MAR 2	NORTHERN KENTUCKY	34	28	17	27	5	0	2	11	0	1	0	7	0	2	0	8	21	7	2	.270
MAR 3	NORTHERN KENTUCKY	37	15	12	14	2	1	3	7	0	0	0	2	0	2	1	7	27	10	0	.275
MAR 5	LINDENWOOD	30	5	7	4	0	0	0	3	0	2	0	4	0	0	1	6	27	9	0	.272
TOTALS		404	87	110	79	23	2	15	52	1	18	4	28	5	5	5	114	312	97	13	.272



PITCHING

DATE	OPPONENT	IP	H	R	ER	BB	SO	2B	3B	HR	WP	BK	HBP	DP	IBB	SCORE	W	L	SV	ERA
FEB 16	at Cal Poly	8.0	7	3	2	3	1	2	1	0	2	0	0	1	0	2-3	0	1	0	2.25
FEB 16	at Cal Poly	9.0	1	1	1	3	11	0	0	0	2	0	3	1	0	3-1	1	1	1	1.59
FEB 17	at Cal Poly	9.0	16	8	6	1	8	3	0	0	2	0	1	0	0	12-8	2	1	2	3.12
FEB 22	vs CSU Bakersfield	9.0	10	3	3	2	10	1	0	1	0	0	2	1	0	6-3	3	1	3	3.09
FEB 23	at San Diego State	8.0	11	10	10	3	12	3	1	0	1	0	1	0	0	3-10	3	2	3	4.60
FEB 24	at UC San Diego	8.0	8	8	6	3	8	3	0	1	2	0	2	1	0	4-8	3	3	3	5.12
FEB 24	at UC San Diego	11.0	13	4	4	4	12	2	0	0	1	1	3	0	0	5-4	4	3	3	4.79
FEB 27	SOUTHEAST MISSOURI	8.0	7	8	8	6	9	0	0	2	2	0	6	1	0	3-8	4	4	3	5.14
MAR 1	NORTHERN KENTUCKY	9.0	4	3	2	3	11	0	0	1	1	0	1	0	0	1-3	4	5	3	4.78
MAR 2	NORTHERN KENTUCKY	7.0	9	10	6	6	3	0	1	2	1	0	3	0	0	28-10	5	5	3	5.02
MAR 3	NORTHERN KENTUCKY	9.0	17	16	16	8	9	5	2	2	2	0	0	0	0	15-16	5	6	3	6.06
MAR 5	LINDENWOOD	9.0	8	4	4	3	13	1	0	1	1	0	1	1	0	5-4	6	6	4	5.88
TOTALS		104.0	111	78	68	45	107	20	5	10	17	1	23	6	0	87-78	6	6	4	5.88

MISCELLANEOUS STATISTICS

PLATE PRODUCTION

MULTI-HIT GAMES	2	3	4	5+	TOTAL
Trevor Austin	19	3	-	-	22
Matt Garcia	7	1	-	-	8
Jackson Lovich	5	1	-	-	6
Justin Colon	3	1	1	-	5
Tucker Moore	4	-	-	-	4
Drew Culbertson	2	1	-	-	3
Thomas Curry	2	1	-	-	3
Juju Stevens	3	-	-	-	3
Jeric Curtis	1	1	-	-	2
Jedier Hernandez	-	2	-	-	2
Jackson Beaman	-	1	-	-	1
Danny Corona	1	-	-	-	1
Kaden Peer	1	-	-	-	1
TEAM	48	12	1	0	61

MULTI-RBI GAMES	2	3	4	5+	TOTAL
Trevor Austin	10	2	-	-	12
Matt Garcia	4	3	-	-	7
Jackson Lovich	3	2	2	-	7
Justin Colon	2	1	-	1	4
Thomas Curry	2	-	1	-	3
Juju Stevens	1	1	1	-	3
Jedier Hernandez	1	-	1	-	2
Kaden Peer	2	-	-	-	2
Jackson Beaman	-	-	-	1	1
Jeric Curtis	1	-	-	-	1
Mateo Serna	-	1	-	-	1
TEAM	26	10	5	2	43

HITTING STREAKS	CAREER	CURRENT
Jackson Lovich	7	7
Trevor Austin	15	3
Jedier Hernandez	3	3
Matt Garcia	11	2
Justin Colon	4	1
Thomas Curry	3	1
Jeric Curtis	2	1
Juju Stevens	1	1
Mateo Serna	1	1
Tucker Moore	5	-
Danny Corona	4	-
Drew Culbertson	4	-
Kaden Peer	2	-
Jackson Beaman	1	-
Brock Daniels	1	-
Isaiah Frost	1	-

HOME RUN TRACKER

No.	Name	Date	Opponent	On-Base	Inn	Outs	Count	Exit Velo	Launch	Distance
1.	Thomas Curry	Feb 16	Cal Poly	1	5	1	0-2	--	--	--
2.	Justin Colon	Feb 17	Cal Poly	0	4	0	3-1	--	--	--
3.	Jackson Lovich	Feb 17	Cal Poly	0	8	2	2-2	--	--	--
4.	Isaiah Frost	Feb 22	CSUB	0	2	0	0-1	--	--	--
5.	Drew Culbertson	Feb 22	CSUB	0	2	2	0-1	--	--	--
6.	Trevor Austin	Feb 22	CSUB	0	2	2	0-2	--	--	--
7.	Trevor Austin	Feb 22	CSUB	0	5	0	1-2	--	--	--
8.	Jackson Lovich	Feb 24	UC San Diego	1	1	2	0-1	--	--	--
9.	Trevor Austin	Feb 24	UC San Diego	0	7	2	0-1	--	--	--
10.	Tucker Moore	Feb 27	SEMO	0	7	1	1-1	--	--	--
11.	Jackson Lovich	Mar 2	NKU	1	1	2	1-2	--	--	--
12.	Jackson Beaman	Mar 2	NKU	2	1	2	3-2	--	--	--
13.	Jackson Lovich	Mar 3	NKU	0	4	0	3-2	--	--	--
14.	Thomas Curry	Mar 3	NKU	0	4	0	1-2	--	--	--
15.	Jedier Hernandez	Mar 3	NKU	0	6	0	2-1	--	--	--

INNING-BY-INNING	1	2	3	4	5	6	7	8	9	EX	TOTAL
Mizzou	20	5	8	15	9	19	5	3	2	1	87
Opponents	11	15	7	8	14	11	7	2	3	0	78

WHEN MIZZOU SCORES	0	1	2	3	4	5	6	7	8	9	10+
W-L	0-0	0-1	0-1	1-2	0-1	2-0	1-0	0-0	0-0	0-0	2-1

WHEN OPP SCORES	0	1	2	3	4	5	6	7	8	9	10+
W-L	0-0	1-0	0-0	1-2	2-0	0-0	0-0	0-0	1-2	0-0	1-2

WHEN LEADING AFTER	1	2	3	4	5	6	7	8
W-L	1-2	2-1	2-1	3-0	5-0	5-1	4-1	4-1

WHEN TRAILING AFTER	1	2	3	4	5	6	7	8
W-L	2-2	3-5	3-4	1-5	1-6	1-5	0-5	1-4

WHEN TIED AFTER	1	2	3	4	5	6	7	8
W-L	3-2	1-0	1-1	2-1	0-0	0-0	1-0	0-0

TEAM GAME HIGHS		
BATTING		
At bats:	42	at UC San Diego [2/24/24]
Runs scored:	28	vs NKU [3/2/24]
Hits:	17	vs NKU [3/2/24]
RBIs:	27	vs NKU [3/2/24]
Doubles:	5	at Cal Poly [2/17/24]
	5	vs NKU [3/2/24]
Triples:	1	at Cal Poly [2/17/24]
	1	vs NKU [3/3/24]
Home runs:	4	vs CSU Bakersfield [2/21/24]
Total bases:	28	vs NKU [3/2/24]
Walks:	11	vs NKU [3/2/24]
Strikeouts:	15	at Cal Poly [2/16/24]
Sac hits:	1	{five times}
Sac flies:	2	vs NKU [3/2/24]
	2	vs NKU [3/3/24]
Stolen bases:	4	vs CSU Bakersfield [2/21/24]
Hit by pitch:	7	vs NKU [3/2/24]
Caught stealing:	1	{four times}
Runners LOB:	12	at San Diego State [2/23/24]
	12	at UC San Diego [2/24/24]
Hit into DP:	2	at San Diego State [2/23/24]
FIELDING		
Putouts:	33	at UC San Diego [2/24/24]
Assists:	13	at UC San Diego [2/24/24]
Errors:	2	{six times}
DPs turned:	1	{six times}
PITCHING		
Innings pitched:	11.0	at UC San Diego [2/24/24]
Runs allowed:	16	vs NKU [3/2/24]
Earned runs:	16	vs NKU [3/2/24]
Walks allowed:	8	vs NKU [3/2/24]
Strikeouts:	13	vs Lindenwood [3/5/24]
Hits allowed:	17	vs NKU [3/2/24]
Doubles allowed:	5	vs NKU [3/2/24]
Triples allowed:	2	vs NKU [3/2/24]
Homers allowed:	2	{three times}
Wild pitches:	2	{six times}
Hit batters:	6	SEMO [2/27/24]

INDIVIDUAL GAME HIGHS		
BATTING		
At bats:	6	LOVICH, Jackson at UC San Diego [2/24/24]
	6	HERNANDEZ, Jedier vs NKU [3/2/24]
Runs scored:	4	COLON, Justin vs NKU [3/2/24]
	4	BEAMAN, Jackson vs NKU [3/2/24]
Hits:	4	COLON, Justin vs NKU [3/2/24]
RBIs:	7	BEAMAN, Jackson vs NKU [3/2/24]
Doubles:	2	AUSTIN, Trevor at Cal Poly [2/17/24]
Triples:	1	CURTIS, Jeric at Cal Poly [2/17/24]
	1	AUSTIN, Trevor vs NKU [3/3/23]
Home runs:	2	AUSTIN, Trevor vs CSU Bakersfield [2/21/24]
Total bases:	8	AUSTIN, Trevor vs CSU Bakersfield [2/21/24]
Walks:	3	LOVICH, Jackson at San Diego State [2/23/24]
	3	PEER, Kaden vs NKU [3/2/24]
Strikeouts:	4	MOORE, Tucker at Cal Poly [2/16/24]
Sac hits:	1	{five times}
Sac flies:	1	{five times}
Stolen bases:	2	CURTIS, Jeric at UC San Diego [2/24/24]
	2	CULBERTSON, Drew vs NKU [3/1/23]
Hit by pitch:	2	AUSTIN, Trevor at San Diego State [2/23/24]
	2	AUSTIN, Trevor vs NKU [3/2/24]
Caught stealing:	1	{four times}
Runners LOB:	7	HERNANDEZ, Jadier at UC San Diego [2/24/24]
FIELDING		
Putouts:	12	{five times}
Assists:	5	AUSTIN, Trevor vs SEMO [2/27/24]
Errors:	2	SERNA, Mateo vs NKU [3/1/24]
DPs turned:	N/A	N/A
PITCHING		
Innings pitched:	5.0	{four times}
Runs allowed:	7	LUNCEFORD, Logan vs NKU [3/3/24]
Earned runs:	7	LUNCEFORD, Logan vs NKU [3/3/24]
Walks allowed:	4	GARRETT, Miles vs SEMO [2/27/24]
	4	LOVETT, Xavier vs NKU [3/2/24]
Strikeouts:	6	RUSTAD, Carter at Cal Poly [2/16/24]
	6	MAYER, Bryce vs NKU [3/1/24]
Hits allowed:	8	LUNCEFORD, Logan at Cal Poly [2/17/24]
Doubles allowed:	2	{five times}
Triples allowed:	1	{five times}
Homers allowed:	1	{10 times}
Wild pitches:	2	LUNCEFORD, Logan at Cal Poly [2/17/24]
	2	LOHSE, Ian at UC San Diego [2/24/24]
Hit batters:	3	QUINN, Victor vs SEMO [2/27/24]

MISCELLANY	
THREADS	
in White .....	0-1
In Black.....	1-2
In Gold.....	3-2
in Gray.....	2-1
HATS	
Gold bill.....	1-1
Black bill.....	5-5
WEATHER	
Sunny .....	2-2
Night.....	2-4
Cloudy.....	2-0
Indoors .....	0-0
> 80.....	0-0
70-79 .....	0-3
60-69 .....	3-2
50-59 .....	2-0
< 50.....	1-1





## 19 TREVOR AUSTIN

INF/OF • SR. • R/R • JEFFERSON CITY, MO.

## NOTABLE

- Recorded a career-best 59 hits, 45 runs, 36 RBIs and 32 walks in 2023
- Registered 19 multi-hit and nine multi-RBI performances last spring
- Hit .320 with runners in scoring position

## CAREER HIGHS

Hits: 3, four times (last vs NKU [3/2/24])

Doubles: 2, three times (last at Cal Poly [2/17/24])

Triples: 1, three times (last vs NKU [3/3/24])

Home Runs: 2, vs CSU Bakersfield [2/21/24]

RBI: 4, at LSU [4/23/22]

Runs Scored: 3, six times (last vs NKU [3/3/24])

Walks: 3, two times (last at SIUE [4/26/23])

Stolen Bases: 2, two times, last at Missouri State [4/11/23]

## 2024

Date	Opponent	AB	R	H	RBI	2B	3B	HR	BB	SB
2/16	at Cal Poly*	3	0	0	1	0	0	0	0	0
2/16	at Cal Poly*	4	0	0	0	0	0	0	0	0
2/17	at Cal Poly*	5	1	2	0	2	0	0	0	0
2/22	vs CSU Bakersfield*	4	2	2	2	0	0	2	0	0
2/23	at San Diego State*	3	0	1	0	0	0	0	0	0
2/24	at UC San Diego*	5	0	1	0	0	0	0	0	0
2/24	at UC San Diego*	5	1	2	1	0	0	1	0	0
2/27	SEMO*	4	0	0	0	0	0	0	0	0
3/1	Northern Kentucky*	2	0	0	0	0	0	0	1	0
3/2	Northern Kentucky*	1	3	1	3	1	0	0	1	0
3/3	Northern Kentucky*	5	3	3	2	0	1	0	0	0
3/5	Lindenwood*	3	1	1	0	0	0	0	0	0
<b>Totals</b>		<b>44</b>	<b>11</b>	<b>13</b>	<b>9</b>	<b>3</b>	<b>1</b>	<b>3</b>	<b>2</b>	<b>0</b>

## 2023

Date	Opponent	AB	R	H	RBI	2B	3B	HR	BB	SB
2/17	vs Oklahoma State*	2	0	1	0	1	0	0	1	0
2/18	vs Texas*	5	0	1	0	0	0	0	0	0
2/19	vs TCU*	5	2	3	1	1	1	0	0	0
2/23	at FIU*	4	2	2	1	0	0	1	0	0
2/24	at FIU*	4	1	0	1	0	0	0	1	0
2/25	at FIU*	5	1	2	1	0	0	1	0	0
2/26	at FIU*	2	2	0	1	0	0	0	2	1
2/28	Lindenwood*	2	1	1	2	0	0	0	1	0
3/4	Texas Southern*	2	0	0	0	0	0	0	1	0
3/4	Texas Southern*	2	1	2	2	0	0	0	1	2
3/5	Texas Southern*	5	1	1	2	1	0	0	0	0
3/7	Western Illinois*	3	0	2	0	1	0	0	1	0
3/10	NJIT*	3	2	3	3	0	0	1	0	0
3/10	NJIT*	3	0	0	0	0	0	0	0	0
3/12	NJIT*	3	1	1	0	0	0	0	0	0
3/15	Lamar*	3	1	0	0	0	0	0	1	0
3/17	Tennessee*	3	3	2	1	2	0	0	0	0
3/19	Tennessee*	3	0	2	2	0	0	0	0	0
3/19	Tennessee*	3	1	1	0	0	0	0	1	1
3/22	vs Kansas*	3	2	0	0	0	0	0	2	0
3/24	at South Carolina*	3	0	1	1	0	0	0	1	0
3/25	at South Carolina*	4	0	0	0	0	0	0	0	0
3/25	at South Carolina*	4	0	1	0	0	0	0	2	0
3/28	vs Illinois*	4	1	1	0	0	0	0	0	0
3/29	at Lindenwood*	4	0	2	1	0	0	0	1	1
3/31	at Kentucky*	2	0	0	1	0	0	0	1	0
4/1	at Kentucky*	4	0	1	0	1	0	0	0	0
4/2	at Kentucky*	4	0	1	1	0	0	0	1	1
4/6	Vanderbilt*	4	0	0	0	0	0	0	1	0
4/7	Vanderbilt*	2	0	0	0	0	0	0	2	0
4/8	Vanderbilt*	4	0	1	0	0	0	0	0	0
4/11	at Missouri State*	3	2	0	0	0	0	0	1	2
4/13	at Texas A&M*	3	1	1	0	0	0	0	1	0
4/14	at Texas A&M*	3	1	1	0	1	0	0	0	0
4/15	at Texas A&M*	4	0	0	1	0	0	0	0	0
4/18	Missouri State*	4	1	1	0	0	0	0	0	1
4/21	Alabama*	3	0	1	1	0	0	0	1	0
4/22	Alabama*	4	1	2	0	1	0	0	0	0
4/23	Alabama*	3	0	0	0	0	0	0	1	0
4/26	at SIUE*	2	1	1	0	0	0	0	3	0
4/28	at Florida*	3	0	0	0	0	0	0	0	0
4/29	at Florida*	5	1	2	2	0	0	1	0	0
4/30	at Florida*	5	0	2	2	1	0	0	0	0
5/2	Kansas*	4	3	2	0	0	1	0	0	0
5/4	Ole Miss*	4	0	0	0	0	0	0	0	0
5/5	Ole Miss*	4	2	2	2	0	0	1	0	0
5/6	Ole Miss*	5	1	2	1	1	0	0	1	0
5/12	Georgia*	4	2	2	1	0	0	0	0	1
5/13	Georgia*	4	3	2	1	0	0	1	1	0
5/14	Georgia*	3	1	1	1	0	0	1	0	0
5/19	at Auburn*	2	0	0	0	0	0	0	1	0
5/19	at Auburn*	3	1	2	0	0	0	0	1	0
5/20	at Auburn*	5	1	1	2	0	0	1	0	0
5/23	vs Auburn*	5	1	2	0	0	0	0	0	0
<b>Totals</b>		<b>189</b>	<b>45</b>	<b>59</b>	<b>36</b>	<b>11</b>	<b>2</b>	<b>8</b>	<b>32</b>	<b>10</b>

## 2022

Date	Opponent	AB	R	H	RBI	2B	3B	HR	BB	SB
2/18	at Nicholls State*	3	2	2	2	1	0	1	0	0
2/19	at Nicholls State*	3	3	2	1	0	0	0	1	1

## 2022 (continued)

2/20	at Nicholls State*	1	1	0	1	0	0	0	0	1
2/21	at Nicholls State*	3	2	1	0	0	0	0	2	0
2/23	at Southern*	3	0	0	0	0	0	0	0	0
2/25	at ULM*	4	1	1	0	0	0	0	1	0
2/27	at ULM*	1	1	0	1	0	0	0	0	1
3/4	Tarleton State*	3	2	0	0	0	0	0	0	0
3/5	Tarleton State*	3	1	1	0	0	0	0	0	0
3/9	Gonzaga*	5	0	1	0	0	0	0	0	0
3/12	vs San Francisco*	4	0	0	0	0	0	0	0	0
3/15	Saint Louis	1	0	0	0	0	0	0	0	0
3/18	at Vanderbilt	1	0	0	0	0	0	0	0	0
3/19	at Vanderbilt*	3	0	0	0	0	0	0	0	0
3/20	at Vanderbilt*	2	0	0	0	0	0	0	0	0
4/3	South Carolina*	3	2	2	1	0	0	1	0	1
4/6	Kansas*	5	2	2	1	1	0	0	1	0
4/8	at Tennessee*	4	1	1	1	0	0	0	1	0
4/9	at Tennessee*	4	1	1	0	0	0	0	0	0
4/10	at Tennessee*	3	0	0	0	0	0	0	0	0
4/12	Western Illinois*	3	1	3	3	1	0	1	0	0
4/14	Kentucky*	3	2	1	0	0	0	0	1	0
4/15	Kentucky*	3	0	1	0	0	0	0	2	0
4/16	Kentucky*	5	1	1	0	0	0	0	0	0
4/19	Missouri State*	1	1	1	0	0	0	0	3	0
4/21	at LSU*	4	2	2	0	1	0	0	0	0
4/22	at LSU*	4	0	1	0	0	0	0	1	0
4/23	at LSU*	4	1	2	4	0	0	1	1	0
4/26	at Missouri State*	4	0	1	0	0	0	0	0	0
4/29	Mississippi State*	4	0	1	0	0	0	0	0	0
4/30	Mississippi State*	4	2	2	1	2	0	0	1	0
5/1	Mississippi State*	3	1	1	0	0	0	0	1	0
5/3	SEMO*	4	1	2	1	0	0	1	0	0
5/6	at Ole Miss*	5	0	2	0	0	0	0	0	0
5/7	at Ole Miss*	4	1	2	0	1	0	0	0	0
5/8	at Ole Miss*	5	0	0	0	0	0	0	0	0
5/13	Florida*	3	1	1	1	0	0	1	0	0
5/14	Florida*	3	1	2	0	0	0	2	0	0
5/15	Florida*	4	1	1	1	0	0	1	0	0
5/19	at Georgia*	6	0	2	3	0	0	0	0	0
5/20	at Georgia*	5	0	0	0	0	0	0	0	0
5/21	at Georgia*	5	0	0	0	0	0	0	0	0
<b>Totals</b>		<b>145</b>	<b>35</b>	<b>43</b>	<b>22</b>	<b>8</b>	<b>0</b>	<b>6</b>	<b>19</b>	<b>3</b>

## 2021

Date	Opponent	AB	R	H	RBI	2B	3B	HR	BB	SB
2/19	at Grand Canyon*	3	0	0	0	0	0	0	0	0
2/20	at Grand Canyon*	4	0	0	0	0	0	0	1	0
2/21	at Grand Canyon	1	1	1	0	0	0	0	0	0
2/26	Omaha	1	0	0	0	0	0	0	0	0
2/27	Omaha	0	1	0	0	0	0	0	1	0
2/27	Omaha	1	1	0	0	0	0	0	1	0
3/5	vs Dallas Baptist	0	0	0	0	0	0	0	1	0
3/13	at Illinois State	1	0	0	0	0	0	0	0	0
3/13	at Illinois State	0	0	0	0	0	0	0	1	0
3/25	Vanderbilt	1	0	0	0	0	0	0	0	0
3/26	Vanderbilt*	2	0	0	0	0	0	0	1	0
3/27	Vanderbilt	1	0	0	0	0	0	0	0	0
3/30	at Kansas	1	0	0	0	0	0	0	0	0
4/1	Texas A&M*	4	0	1	0	0	0	0	0	0
4/2	Texas A&M*	3	2	1	1	0	0	1	0	0
4/3	Texas A&M*	2	0	0	0	0	0	0	0	0
4/11	at South Carolina	0	0	0	0	0	0	0	0	0
4/25	Georgia*	3	2	2	1	0	0	1	1	0
4/27	at K-State*	1	0	0	0	0	0	0	0	0
5/2	at Alabama*	2	0	1	0	1	0	0	0	0
5/9	Tennessee	1	0	0	0	0	0	0	0	0
<b>Totals</b>		<b>32</b>	<b>7</b>	<b>6</b>	<b>2</b>	<b>1</b>	<b>0</b>	<b>2</b>	<b>7</b>	<b>0</b>

## CAREER STATS


YEAR	AVG	GP-GS	AB	R	H	2B	3B	HR	RBI	BB	SB
2021	.188	21-9	32	7	6	1	0	2	2	7	0
2022	.297	42-40	145	35	43	8	0	6	22	19	3
2023	.311	54-54	190	45	59	11	2	8	36	32	10
2024	.295	12-12	44	11	13	3	1	3	9	2	0
Totals	.294	129-115	411	98	121	23	3	19	69	60	13

## 2022

Date	Opponent	AB	R	H	RBI	2B	3B	HR	BB	SB
2/18	at Nicholls State	2	0	0	0	0	0	0	0	0
2/23	at Southern	2	1	1	0	1	0	0	0	1
3/5	Tarleton State	1	0	0	0	0	0	0	0	0
3/6	Tarleton State	0	0	0	0	0	0	0	0	0
3/15	Saint Louis	0	1	0	0	0	0	0	1	0
3/18	at Vanderbilt	1	0	0	0	0	0	0	0	0
3/26	Arkansas*	4	1	2	2	0	0	0	0	0
3/27	Arkansas*	3	0	0	0	0	0	0	0	0
3/30	SIUE	0	1	0	0	0	0	0	1	0
4/2	South Carolina	0	1	0	0	0	0	0	0	0
4/12	Western Illinois	2	1	1	1	0	0	0	0	0
4/14	Kentucky	1	0	0	0	0	0	0	0	0
4/16	Kentucky	2	0	0	0	0	0	0	0	0
4/19	Missouri State	1	0	0	0	0	0	0	0	0
4/29	Mississippi State	1	1	1	1	0	0	1	0	0
5/3	SEMO*	3	0	1	0	0	0	0	2	0
5/7	at Ole Miss*	2	0	0	0	0	0	0	0	0
5/8	at Ole Miss*	4	1	2	2	1	0	1	0	0
5/13	Florida*	3	0	0	0	0	0	0	0	0
5/20	at Georgia	2	3	2	0	0	1	0	1	0
<b>Totals</b>		<b>34</b>	<b>11</b>	<b>10</b>	<b>6</b>	<b>3</b>	<b>1</b>	<b>2</b>	<b>5</b>	<b>1</b>

## CAREER STATS

YEAR	AVG	GP-GS	AB	R	H	2B	3B	HR	RBI	BB	SB
2022	.294	20-6	34	11	10	3	1	2	6	5	1
2023	.236	33-31	89	17	21	4	0	2	13	11	6
2024	.381	7-7	19	6	7	1	0	1	9	7	1
<b>Totals</b>	<b>.271</b>	<b>60-43</b>	<b>144</b>	<b>34</b>	<b>39</b>	<b>8</b>	<b>1</b>	<b>5</b>	<b>28</b>	<b>23</b>	<b>8</b>



## 3 DANNY CORONA

INF • JR. • L/R • BROOKLYN, N.Y.

## NOTABLE

- Hit .275 with 84 RBIs and 18 home runs in his two years at Wake
- Earned Winston-Salem Region All-Tournament honors in 2023
- Helped Wake Forest to a 2023 College World Series appearance

## CAREER HIGHS

**Hits:** 3, five times, last vs Alabama (6/11/23)  
**Doubles:** 1, 18 times, last vs CSU Bakersfield (2/22/24)  
**Triples:** 1, at Boston College (4/2/22)  
**Home Runs:** 2, five times, last vs Alabama (6/11/23)  
**RBI:** 6, two times, last vs Alabama (6/11/23)  
**Runs Scored:** 4, at Gardner-Webb (4/27/22)  
**Walks:** 2, six times, last vs Boston College (5/7/23)  
**Stolen Bases:** 1, five times, last at Cal Poly (2/17/24)

## 2024

Date	Opponent	AB	R	H	RBI	2B	3B	HR	BB	SB
2/16	at Cal Poly*	4	0	1	0	0	0	0	0	0
2/16	at Cal Poly*	3	0	1	0	0	0	0	0	0
2/17	at Cal Poly*	4	2	1	1	0	0	0	1	1
2/22	vs CSU Bakersfield*	4	0	1	0	1	0	0	1	0
2/23	at San Diego State*	4	0	0	0	0	0	0	0	0
2/24	at UC San Diego*	5	0	2	0	0	0	0	1	0
2/27	SEMO*	3	0	0	0	0	0	0	0	0
3/1	Northern Kentucky	3	0	0	0	0	0	0	1	0
3/5	Lindenwood*	4	0	0	0	0	0	0	0	0
<b>Totals</b>		<b>34</b>	<b>2</b>	<b>6</b>	<b>1</b>	<b>1</b>	<b>0</b>	<b>0</b>	<b>4</b>	<b>1</b>

## 2023 (at Wake Forest)

Date	Opponent	AB	R	H	RBI	2B	3B	HR	BB	SB
2/18	Youngstown St.*	4	1	2	0	1	0	0	0	0
2/17	Illinois*	4	0	2	0	0	0	0	0	0
2/19	Youngstown St.	1	1	1	0	0	0	0	0	0
2/19	Illinois*	3	1	1	0	1	0	0	0	0
2/21	at UNC-Greensboro*	5	1	3	0	0	0	1	0	0
2/24	Mount St. Mary's*	6	2	5	0	0	0	2	0	0
2/25	Towson*	3	1	1	0	0	0	0	2	1
2/26	Mount St. Mary's*	3	0	1	1	0	0	0	0	0
2/28	UNC-Wilmington*	2	0	0	0	0	0	0	2	0
3/3	Purdue-Fort Wayne*	3	0	1	1	1	0	0	1	0
3/5	Cornell*	4	0	0	0	0	0	0	0	0
3/7	at Coastal Carolina*	2	0	0	0	0	0	0	0	0
3/11	at Duke*	3	0	0	0	0	0	0	0	0
3/11	at Duke*	1	0	0	0	0	0	0	0	0
3/18	Notre Dame	0	0	0	0	0	0	0	0	0
3/18	Notre Dame*	4	0	1	1	0	0	0	0	0
3/19	Notre Dame*	4	0	1	1	0	0	0	0	0
3/21	Elon	2	1	1	1	1	0	0	1	0
3/24	Miami (Fla.)*	3	0	1	0	0	0	0	0	0
3/26	Miami (Fla.)*	2	0	0	0	0	0	0	0	0
4/4	at Elon	2	1	0	0	0	0	0	1	0
4/9	NC State*	3	0	1	0	1	0	0	0	0
4/9	NC State*	4	0	0	0	0	0	0	0	0
4/11	at Appalachian St.*	4	1	1	2	0	0	1	0	0
4/14	at Louisville*	5	0	0	0	0	0	0	0	0
4/16	at Louisville*	2	0	0	0	0	0	0	0	0
4/22	at Pittsburgh	1	0	0	0	0	0	0	0	0
4/29	Wofford	1	0	1	0	1	0	0	0	0
4/30	High Point*	4	1	3	2	1	0	0	0	0
5/7	Boston College*	2	1	1	0	0	1	2	0	0
5/9	UNC-Greensboro*	4	2	2	3	0	0	1	0	0
5/12	at Florida State*	3	2	2	3	0	0	1	1	0

## 2023 (continued)

5/13	at Florida State*	3	1	1	0	0	0	0	1	0
5/14	at Florida State	2	0	1	0	1	0	0	0	0
5/16	at UNC-Wilmington*	4	1	1	0	0	0	0	0	1
5/18	Virginia Tech*	3	0	2	1	0	0	0	0	0
5/19	Virginia Tech*	2	0	0	0	0	0	0	0	0
5/25	vs Pitt*	4	2	1	2	0	0	1	1	0
5/26	vs Notre Dame*	4	0	1	0	0	0	0	0	0
5/27	vs Miami (Fla.)*	3	1	0	0	0	0	0	1	0
6/3	vs Maryland*	5	1	2	6	0	0	1	0	0
6/4	vs George Mason*	3	2	2	4	0	0	2	1	0
6/10	vs Alabama*	4	1	1	1	0	0	1	0	0
6/11	vs Alabama*	6	3	3	6	0	0	2	0	0
6/17	vs Stanford*	4	0	1	2	0	0	0	0	0
6/19	vs LSU*	3	1	1	0	1	0	0	0	0
6/21	vs LSU*	4	0	0	0	0	0	0	0	0
6/22	vs LSU*	4	0	0	0	0	0	0	0	0
<b>Totals</b>		<b>151</b>	<b>29</b>	<b>43</b>	<b>45</b>	<b>10</b>	<b>0</b>	<b>13</b>	<b>15</b>	<b>2</b>

## 2022 (at Wake Forest)

Date	Opponent	AB	R	H	RBI	2B	3B	HR	BB	SB
2/18	Lafayette*	4	0	1	1	0	0	0	0	0
2/19	Georgetown*	3	0	1	1	1	0	0	1	0
2/22	UNC-Greensboro*	5	3	3	3	0	0	2	0	0
2/25	NJIT*	2	1	1	1	1	0	0	1	0
2/26	NJIT*	5	0	1	2	0	0	0	0	0
2/26	NJIT*	5	0	0	0	0	0	0	0	0
2/27	NJIT*	4	3	2	0	1	0	0	0	0
3/1	Elon*	3	1	1	2	0	0	0	0	0
3/4	UMass-Lowell*	2	1	1	0	0	0	0	1	0
3/5	Central Michigan*	3	0	0	0	0	0	0	0	0
3/8	at Coastal Carolina*	3	0	0	0	0	0	0	1	0
3/9	Georgia Mason*	4	0	1	0	0	0	0	0	0
3/11	Florida State*	4	2	3	6	0	0	2	0	0
3/13	Florida State*	4	0	0	0	0	0	0	0	0
3/13	Florida State*	4	0	0	0	0	0	0	0	0
3/15	Western Carolina*	4	0	0	0	0	0	0	0	0
3/18	at Georgia Tech*	4	0	0	0	0	0	0	0	0
3/19	at Georgia Tech*	5	2	2	1	0	0	0	0	0
3/20	at Georgia Tech*	2	0	0	1	0	0	0	2	0
3/22	at Liberty*	5	1	1	1	0	0	0	0	0
3/25	Virginia*	3	0	0	0	0	0	0	1	0
3/27	Virginia	3	0	0	0	0	0	0	0	0
3/30	Coastal Carolina*	3	1	1	3	0	0	1	0	0
4/1	Boston College*	5	0	0	1	0	0	0	0	0
4/2	Boston College*	3	3	1	1	0	1	0	2	0
4/3	Boston College*	4	0	1	1	0	0	0	0	0
4/6	at Elon	2	0	0	0	0	0	0	0	0
4/8	Duke*	4	0	1	0	0	0	0	0	0
4/9	Duke	0	0	0	1	0	0	0	0	0
4/10	Duke*	4	1	1	1	0	0	0	1	0
4/12	at UNC-Greensboro*	5	0	2	2	0	1	0	0	0
4/15	Clemson*	3	0	1	0	0	0	0	0	0
4/16	Clemson*	2	1	1	1	0	0	0	1	0
4/22	at Notre Dame*	3	0	0	1	0	0	0	0	0
4/23	at Notre Dame*	3	0	0	0	0	0	0	1	0
4/24	at Notre Dame	2	1	1	2	0	0	0	1	0
4/26	at High Point*	3	0	1	1	1	0	0	1	0
4/27	at Gardner-Webb*	3	4	2	0	0	0	0	1	0
4/30	Longwood	1	1	1	0	0	0	0	0	0
4/30	Longwood*	4	1	2	1	0	0	0	0	0
5/3	Liberty*	3	1	1	1	0	0	0	1	0
5/7	Louisville*	3	1	2	0	1	0	0	1	0
5/7	Louisville	1	0	0	0	0	0	0	0	0
5/8	Louisville*	6	0	2	0	0	0	0	0	0
5/11	High Point*	3	1	2	1	0	0	0	1	1
5/13	at North Carolina*	4	0	3	0	0	0	0	0	0
5/14	at North Carolina	1	0	0	0	0	0	0	0	0
5/15	at North Carolina*	4	0	2	0	0	0	0	0	0
5/17	at Appalachian St.*	4	1	1	0	0	0	0	2	1
5/19	at NC State*	2	1	0	0	0	0	0	1	0
5/20	at NC State*	3	0	0	0	0	0	0	0	0
5/24	vs NC State*	4	0	1	2	1	0	0	0	0
5/27	vs Miami*	3	0	0	0	0	0	0	1	0
6/3	vs UConn*	2	0	0	0	0	0	0	0	0
6/4	vs Long Island*	2	0	0	0	0	0	0	0	0
Totals		180	32	48	39	7	1	5	22	0



## 6 JERIC CURTIS

OF • SO. • R/R • CYPRESS, TEXAS

## NOTABLE

- Made 17 appearances in his freshman campaign at Texas Tech
- Made three starts and had a two-hit game against Air Force
- A top-200 recruit in the class of 2022

## CAREER HIGHS

Hits: 3, at Cal Poly (2/17/24)

Doubles: 1, two times, last vs. CSU Bakersfield (2/22/24)

Triples: 1, at Cal Poly (2/17/24)

Home Runs: N/A

RBI: 2, at UC San Diego (2/24/24)

Runs Scored: 2, at Cal Poly (2/17/24)

Walks: 1, four times, last vs NKU (3/1/24)

Stolen Bases: 2, at UC San Diego (2/24/24)

## 2024

Date	Opponent	AB	R	H	RBI	2B	3B	HR	BB	SB
2/16	at Cal Poly*	4	0	0	0	0	0	0	0	0
2/16	at Cal Poly*	3	0	0	0	0	0	0	0	0
2/17	at Cal Poly*	4	2	3	1	1	1	0	1	1
2/22	vs CSU Bakersfield*	5	0	1	1	1	0	0	0	0
2/23	at San Diego State*	4	0	0	0	0	0	0	0	0
2/24	at UC San Diego*	4	0	2	2	0	0	0	0	2
2/24	at UC San Diego*	3	0	1	0	0	0	0	1	1
3/1	Northern Kentucky*	3	0	0	0	0	0	0	1	0
3/5	Lindenwood*	4	0	1	0	0	0	0	0	1
<b>Totals</b>		<b>34</b>	<b>2</b>	<b>8</b>	<b>4</b>	<b>2</b>	<b>1</b>	<b>0</b>	<b>3</b>	<b>5</b>

## 2023 (at Texas Tech)

Date	Opponent	AB	R	H	RBI	2B	3B	HR	BB	SB
2/18	Gonzaga	1	0	0	0	0	0	0	0	0
2/19	Gonzaga	0	0	0	0	0	0	0	0	0
2/20	Gonzaga	0	0	0	0	0	0	0	0	0
2/25	Western Illinois	0	0	0	0	0	0	0	1	0
3/1	Air Force	2	0	2	1	0	0	0	0	0
3/3	vs Rice	0	0	0	0	0	0	0	0	0
3/5	vs Texas A&M	1	0	0	0	0	0	0	0	1
3/10	Iowa	1	0	0	1	0	0	0	0	0
3/12	Iowa	0	0	0	0	0	0	0	0	0
3/14	UT Arlington*	5	0	1	1	0	0	0	0	0
3/17	Oklahoma State	0	0	0	0	0	0	0	0	0
3/18	Oklahoma State	1	0	0	0	0	0	0	0	0
3/25	at Texas	0	0	0	0	0	0	0	0	0
3/26	at Texas	0	1	0	0	0	0	0	0	0
3/28	at New Mexico*	5	1	0	1	0	0	0	0	0
4/25	at Abilene Christian*	0	0	0	0	0	0	0	0	0
5/5	Sam Houston	0	0	0	0	0	0	0	0	0
<b>Totals</b>		<b>16</b>	<b>2</b>	<b>3</b>	<b>4</b>	<b>0</b>	<b>0</b>	<b>0</b>	<b>1</b>	<b>1</b>

## CAREER STATS

YEAR	AVG	GP-GS	AB	R	H	2B	3B	HR	RBI	BB	SB
2023*	.188	17-3	16	2	3	0	0	0	4	1	1
2024	.233	9-9	34	2	8	2	1	0	4	3	5
<b>Totals</b>	<b>.217</b>	<b>26-12</b>	<b>40</b>	<b>4</b>	<b>11</b>	<b>2</b>	<b>1</b>	<b>0</b>	<b>8</b>	<b>4</b>	<b>6</b>

\* at Texas Tech



## 5 BROCK DANIELS

INF • SO. • L/R • ST. LOUIS, MO.

## NOTABLE

- Made one appearance for the Tigers in 2023
- Batted .260 with 30 RBIs and 17 SBs in the Northwoods League
- Spent the 2022 season at Oklahoma but did not see action

## CAREER HIGHS

Hits: 1, at UC San Diego (2/24/24)

Doubles: N/A

Triples: N/A

Home Runs: N/A

RBI: 1, vs SEMO (2/27/24)

Runs Scored: 1, vs Lindenwood (2/28/23)

Walks: 1, two times, last vs SEMO (2/27/24)

Stolen Bases: N/A

## 2024

Date	Opponent	AB	R	H	RBI	2B	3B	HR	BB	SB
2/28	at San Diego State	1	0	0	0	0	0	0	0	0
2/24	at UC San Diego*	3	0	1	0	0	0	0	1	0
2/27	SEMO*	2	0	1	0	0	0	0	1	0
3/2	Northern Kentucky	1	0	0	0	0	0	0	1	0
<b>Totals</b>		<b>7</b>	<b>0</b>	<b>1</b>	<b>0</b>	<b>0</b>	<b>0</b>	<b>0</b>	<b>3</b>	<b>0</b>

## 2023

Date	Opponent	AB	R	H	RBI	2B	3B	HR	BB	SB
2/28	Lindenwood	1	1	0	0	0	0	0	0	0
<b>Totals</b>		<b>1</b>	<b>1</b>	<b>0</b>	<b>0</b>	<b>0</b>	<b>0</b>	<b>0</b>	<b>0</b>	<b>0</b>

## CAREER STATS

YEAR	AVG	GP-GS	AB	R	H	2B	3B	HR	RBI	BB	SB
2023	.000	1-0	1	1	0	0	0	0	0	0	0
2024	.143	4-2	7	0	1	0	0	0	1	3	0
<b>Totals</b>	<b>.125</b>	<b>5-2</b>	<b>8</b>	<b>1</b>	<b>1</b>	<b>0</b>	<b>0</b>	<b>0</b>	<b>1</b>	<b>3</b>	<b>0</b>



## 14 ISAIAH FROST

OF • JR. • L/L • LEE'S SUMMIT, MD.

## NOTABLE

- Made 31 appearances for the Tigers, primarily pinch running
- Scored the game winning run vs Vanderbilt in 2023
- Named to the SEC's Spring Academic Honor Roll

## CAREER HIGHS

Hits: 1, vs CSU Bakersfield (2/21/24)

Doubles: N/A

Triples: N/A

Home Runs: 1, vs CSU Bakersfield (2/21/24)

RBI: 1, vs CSU Bakersfield (2/21/24)

Runs Scored: 1, 10 times, last vs SEMO (2/27/24)

Walks: 2, vs SEMO (2/27/27)

Stolen Bases: N/A

## 2024

Date	Opponent	AB	R	H	RBI	2B	3B	HR	BB	SB
2/21	vs CSU Bakersfield*	4	1	1	1	0	0	1	1	0
2/27	SEMO*	1	1	0	0	0	0	0	2	0
3/2	Northern Kentucky	1	0	0	0	0	0	0	1	0
3/3	Northern Kentucky	0	0	0	0	0	0	0	0	0
<b>Totals</b>		<b>6</b>	<b>3</b>	<b>1</b>	<b>1</b>	<b>0</b>	<b>0</b>	<b>1</b>	<b>4</b>	<b>0</b>

## 2023

Date	Opponent	AB	R	H	RBI	2B	3B	HR	BB	SB
2/28	Lindenwood	0	0	0	0	0	0	0	1	0
3/5	Texas Southern	0	0	0	0	0	0	0	0	0
3/7	Western Illinois	1	0	0	0	0	0	0	0	0
3/24	at South Carolina	1	1	0	0	0	0	0	0	0
3/25	at South Carolina	1	0	0	0	0	0	0	1	0
3/28	vs Illinois	0	0	0	0	0	0	0	0	0
4/1	at Kentucky	0	0	0	0	0	0	0	0	0
4/2	at Kentucky	0	0	0	0	0	0	0	0	0
4/7	Vanderbilt	0	1	0	0	0	0	0	0	0
4/13	at Texas A&M	0	0	0	0	0	0	0	0	0
4/22	Alabama	0	0	0	0	0	0	0	0	0
4/23	Alabama*	2	0	0	0	0	0	0	0	0
4/30	at Florida	0	1	0	0	0	0	0	0	0
5/2	Kansas	0	0	0	0	0	0	0	0	0
5/14	Georgia	0	1	0	0	0	0	0	0	0
5/19	at Auburn	0	0	0	0	0	0	0	0	0
5/20	at Auburn	0	1	0	0	0	0	0	0	0
5/23	vs Auburn	0	0	0	0	0	0	0	0	0
<b>Totals</b>		<b>5</b>	<b>5</b>	<b>0</b>	<b>0</b>	<b>0</b>	<b>0</b>	<b>0</b>	<b>2</b>	<b>0</b>

## 2022

Date	Opponent	AB	R	H	RBI	2B	3B	HR	BB	SB
2/18	at Nicholls State	1	0	0	0	0	0	0	0	0
2/19	at Nicholls State	0	1	0	0	0	0	0	0	0
2/20	at Nicholls State	1	1	0	0	0	0	0	1	0
2/21	at Nicholls State	1	0	0	0	0	0	0	0	0
2/23	at Southern	0	0	0	0	0	0	0	1	0
3/4	Tarleton State	1	0	0	0	0	0	0	0	0
3/6	Tarleton State	1	0	0	0	0	0	0	0	0
3/15	Saint Louis	1	1	0	0	0	0	0	0	0
4/12	Western Illinois	0	0	0	0	0	0	0	1	0
4/23	at LSU	0	0	0	0	0	0	0	0	0
5/6	at Ole Miss	0	0	0	0	0	0	0	0	0
5/13	Florida	1	0	0	0	0	0	0	0	0
5/15	Florida	0	0	0	0	0	0	0	0	0
<b>Totals</b>		<b>7</b>	<b>3</b>	<b>0</b>	<b>0</b>	<b>0</b>	<b>0</b>	<b>0</b>	<b>3</b>	<b>0</b>

## CAREER STATS

YEAR	AVG	GP-GS	AB	R	H	2B	3B	HR	RBI	BB	SB
2022	.000	13-0	7	3	0	0	0	0	0	3	0
2023	.000	18-1	5	5	0	0	0	0	0	2	0
2024	.167	4-2	6	3	1	0	0	1	1	4	0
<b>Totals</b>	<b>.056</b>	<b>35-3</b>	<b>18</b>	<b>11</b>	<b>1</b>	<b>0</b>	<b>0</b>	<b>1</b>	<b>1</b>	<b>9</b>	<b>0</b>



## 4 MATT GARCIA

INF • GR. • S/R • ORLANDO, FLA.

## NOTABLE

- Batted .240 with 31 hits in his first Tiger season
- Hit .326 with two out, the second best on the squad in 2023
- Started all 75 games with 90 hits and 46 RBI in his two years with Bethune-Cookman

## CAREER HIGHS

Hits: 4, vs Florida Gulf Coast (3/1/20)

Doubles: 2, vs Youngstown State (2/20/22)

Triples: 1, six times, last vs Mississippi Valley (4/23/22)

Home Runs: 2, two times, last at Jackson State (5/7/22)

RBI: 4, vs Alabama A&amp;M (2/15/20)

Runs Scored: 3, two times, last at Jackson State (5/7/22)

Walks: 4, at Mississippi Valley (4/3/22)

Stolen Bases: 1, 14 times, last vs Lindenwood (3/5/24)

## 2024

Date	Opponent	AB	R	H	RBI	2B	3B	HR	BB	SB
3/2	Northern Kentucky	0	0	0	0	0	0	0	0	0
3/5	Lindenwood*	3	2	2	0	0	0	0	0	1
<b>Totals</b>		<b>3</b>	<b>2</b>	<b>2</b>	<b>0</b>	<b>0</b>	<b>0</b>	<b>0</b>	<b>0</b>	<b>1</b>

## 2023

Date	Opponent	AB	R	H	RBI	2B	3B	HR	BB	SB
2/17	vs Oklahoma State*	2	0	0	0	0	0	0	1	0
2/18	vs Texas*	4	0	1	0	0	0	0	1	0
2/19	vs TCU*	6	0	1	1	0	0	0	0	0
2/23	at FIU*	3	0	0	0	0	0	0	0	0
2/25	at FIU*	3	1	0	0	0	0	0	2	0
2/26	at FIU*	5	1	2	3	0	0	1	0	0
2/28	Lindenwood	1	0	0	0	0	0	0	0	0
3/4	Texas Southern*	2	1	0	0	0	0	0	1	0
3/5	Texas Southern*	3	2	0	0	0	0	0	2	0
3/10	NJIT*	2	1	2	0	0	0	0	1	0
3/12	NJIT	0	1	0	0	0	0	0	0	0
3/15	Lamar	0	0	0	0	0	0	0	0	0
3/19	Tennessee	0	0	0	0	0	0	0	0	0
3/19	Tennessee*	3	0	0	0	0	0	0	0	0
3/22	vs Kansas	1	0	0	0	0	0	0	0	0
3/25	at South Carolina*	5	1	2	1	0	0	0	0	0
3/29	at Lindenwood	2	1	1	0	1	0	0	0	0
3/31	at Kentucky*	4	0	0	0	0	0	0	0	0
4/1	at Kentucky*	2	0	0	0	0	0	0	1	0
4/6	Vanderbilt*	1	0	0	0	0	0	0	1	0
4/7	Vanderbilt*	4	0	1	2	0	0	0	0	0
4/8	Vanderbilt*	4	0	1	0	0	0	0	0	0
4/11	at Missouri State*	5	1	2	0	1	0	0	0	0
4/13	at Texas A&M*	4	0	1	1	0	0	0	0	0
4/14	at Texas A&M*	3	0	0	0	0	0	0	0	0
4/15	at Texas A&M*	4	2	1	1	0	0	0	1	0
4/18	Missouri State	0	0	0	0	0	0	0	0	0
4/21	Alabama*	4	0	1	0	0	0	0	0	0
4/22	Alabama*	3	0	1	0	0	0	0	1	0
4/23	Alabama*	4	1	2	0	1	0	0	0	0
4/26	at SIUE*	4	1	3	3	1	0	0	0	1
4/28	at Florida*	2	0	0	0	0	0	0	0	0
4/30	at Florida*	3	2	1	2	0	0	0	0	0
5/2	Kansas*	3	1	1	1	0	0	0	1	0
5/4	Ole Miss*	4	1	1	2	0	0	1	0	0
5/5	Ole Miss*	4	0	1	1	1	0	0	0	0
5/6	Ole Miss*	4	2	1	1	0	0	1	1	0
5/12	Georgia*	4	0	0	0	0	0	0	0	0
5/13	Georgia*	3	2	2	3	1	0	1	0	0
5/14	Georgia*	2	0	0	0	0	0	0	1	0
5/19	at Auburn*	3	0	1	0	0	0	0	0	0
5/19	at Auburn*	3	0	0	0	0	0	0	1	0
5/20	at Auburn*	4	0	2	1	0	0	0	0	0
5/23	vs Auburn*	3	0	0	0	0	0	0	1	0
Totals		129	22	31	24	7	0	4	18	0





## PLAYER PROFILES

## 2024

Date	Opponent	AB	R	H	RBI	2B	3B	HR	BB	SB
3/2	Northern Kentucky	0	1	0	1	0	0	0	0	0
<b>Totals</b>		<b>0</b>	<b>1</b>	<b>0</b>	<b>1</b>	<b>0</b>	<b>0</b>	<b>0</b>	<b>0</b>	<b>0</b>


## 2023 (at Memphis)

Date	Opponent	AB	R	H	RBI	2B	3B	HR	BB	SB
2/17	Samford*	4	0	1	1	0	0	0	0	0
2/18	Samford*	5	1	1	0	0	0	0	0	0
2/19	Samford	0	0	0	0	0	0	0	1	0
2/22	Mississippi Valley*	5	2	2	4	0	0	1	0	1
2/24	Youngstown State*	4	1	1	1	0	0	1	0	0
2/25	Youngstown State*	4	1	2	1	0	0	0	0	0
2/25	Youngstown State*	4	0	0	0	0	0	0	0	0
2/26	Youngstown State*	5	0	1	1	0	0	0	0	0
2/28	at Central Arkansas*	5	1	1	0	0	0	0	0	0
3/3	at Nicholls State*	4	0	2	1	0	0	0	0	0
3/4	at Nicholls State*	4	1	1	0	0	0	0	1	0
3/5	at Nicholls State*	3	1	1	1	0	0	0	0	1
3/10	Indiana State*	3	1	1	0	0	0	0	0	0
3/11	Indiana State*	4	0	0	0	0	0	0	0	0
3/14	at Little Rock*	2	0	1	1	0	0	0	1	0
3/17	at Southeastern*	3	0	1	0	1	0	0	1	0
3/18	at Southeastern*	3	0	0	0	0	0	0	1	0
3/19	at Southeastern*	4	1	3	0	1	0	0	1	0
3/21	Little Rock*	4	0	1	2	1	0	0	0	0
3/22	Arkansas State	1	0	0	0	0	0	0	1	0
3/24	Oral Roberts*	2	0	0	0	0	0	0	0	0
3/25	Oral Roberts*	4	0	1	0	1	0	0	0	0
3/26	Oral Roberts*	2	1	1	0	0	0	0	1	0
4/1	at Tulane*	3	0	0	0	0	0	0	1	0
4/2	at Tulane*	3	0	1	0	0	0	0	0	0
4/14	at UCF	1	0	0	0	0	0	0	0	0
4/15	at UCF*	3	1	1	0	1	0	0	1	0
4/16	at UCF*	1	1	0	0	0	0	0	1	1
4/21	Houston*	4	0	0	0	0	0	0	0	0
4/22	Houston*	5	0	2	1	1	0	0	0	0
4/23	Houston*	2	0	1	0	0	0	0	1	0
4/25	UT-Martin*	4	1	1	0	0	0	0	0	0
4/28	at Wichita State*	3	0	0	1	0	0	0	1	0
4/29	at Wichita State*	4	0	0	0	0	0	0	0	0
5/7	USF*	2	0	1	1	0	0	0	0	0
5/12	at East Carolina*	3	0	0	0	0	0	0	1	0
5/13	at East Carolina*	4	0	1	0	0	0	0	0	0
5/14	at East Carolina*	3	0	0	0	0	0	0	0	0
5/18	Tulane*	3	0	0	0	0	0	0	2	0
5/19	Tulane*	3	1	1	1	0	0	0	1	0
5/20	Tulane*	1	1	0	1	0	0	0	1	0
5/23	vs Wichita State*	4	2	1	0	1	0	0	1	0
5/25	vs Tulane*	1	1	0	0	0	0	0	2	0
<b>Totals</b>		<b>136</b>	<b>19</b>	<b>32</b>	<b>18</b>	<b>8</b>	<b>0</b>	<b>2</b>	<b>21</b>	<b>3</b>

## CAREER STATS

YEAR	AVG	GP-GS	AB	R	H	2B	3B	HR	RBI	BB	SB
2023*	.235	43-40	136	19	32	8	0	2	18	21	3
2024	.000	1-0	0	1	0	0	0	0	1	0	0
<b>Totals</b>	<b>.235</b>	<b>44-40</b>	<b>136</b>	<b>20</b>	<b>32</b>	<b>8</b>	<b>0</b>	<b>2</b>	<b>19</b>	<b>21</b>	<b>3</b>

\* at Memphis



## 23 IAN LOHSE

LHP • SR • L/L • ST. LOUIS, MO.

## NOTABLE

- Logged 12 K's and a 4.38 ERA in 12.1 innings in 2023 before an injury derailed his season
- Fanned 31 batters with an opposing BA of .171 in 2022
- Did not allow a run in 12 relief appearances as a sophomore

## CAREER HIGHS

Innings: 4.0, vs. Omaha (2/27/21)

Hits: 3, three times, last at Missouri State (4/26/22)

Runs: 3, four times, last vs. Texas (2/18/23)

Earned Runs: 3, three times, last at Missouri State (4/26/23)

Walks: 4, vs. Texas (2/18/23)

Strikeouts: 7, at Saint Louis (3/10/21)

## 2024

Date	Opponent	Dec.	Score	IP	H	R	ER	BB	K
2/16	at Cal Poly	-	2-3	3.0	2	0	0	0	1
2/24	at UC San Diego	-	4-8	2.1	1	3	3	2	3
3/3	Northern Kentucky	-	15-16	1.0	1	1	1	1	2
<b>Totals</b>		<b>0-0</b>	<b>-</b>	<b>6.1</b>	<b>4</b>	<b>4</b>	<b>4</b>	<b>3</b>	<b>6</b>

## 2023

Date	Opponent	Dec.	Score	IP	H	R	ER	BB	K
2/18	vs Texas*	-	6-5	3.2	2	3	2	4	4
2/24	at FIU*	-	5-2	2.1	1	0	0	0	2
3/10	NJIT*	L	1-2	2.0	2	2	2	1	0
3/15	Lamar*	-	10-8	2.0	1	0	0	2	2
3/19	Tennessee*	-	7-4	2.0	2	0	0	3	4
3/25	at South Carolina*	L	1-8	0.1	2	2	2	1	0
<b>Totals</b>		<b>0-2</b>	<b>-</b>	<b>12.1</b>	<b>10</b>	<b>7</b>	<b>6</b>	<b>11</b>	<b>12</b>

## 2022

Date	Opponent	Dec.	Score	IP	H	R	ER	BB	K
3/6	Tarleton State	-	11-6	1.0	0	0	0	1	2
3/9	Gonzaga	L	5-10	0.2	1	3	3	2	1
3/13	at Arizona State	S	6-4	1.0	0	0	0	2	1
3/20	at Vanderbilt	-	4-7	1.0	0	0	0	0	1
3/26	Arkansas	W	7-5	2.1	1	0	0	1	4
4/2	South Carolina	-	8-7	0.2	1	2	2	3	0
4/6	Kansas	-	14-6	0.2	1	1	1	0	1
4/8	at Tennessee	-	3-8	0.1	0	0	0	1	0
4/10	at Tennessee	-	3-4	0.0	0	0	0	1	0
4/16	Kentucky	-	10-6	1.1	0	0	0	0	2
4/19	Missouri State	S	6-5	0.1	0	0	0	0	1
4/22	at LSU	-	3-4	3.0	0	0	0	0	2
4/26	at Missouri State	L	2-3	0.2	3	3	3	1	2
5/1	Mississippi State	W	7-6	2.2	1	0	0	1	6
5/6	at Ole Miss	-	5-7	1.2	2	0	0	1	2
5/14	Florida	S	5-3	3.0	2	0	0	1	2
5/21	at Georgia	-	10-11	3.1	2	2	1	2	4
<b>Totals</b>		<b>2-2</b>	<b>-</b>	<b>23.2</b>	<b>14</b>	<b>11</b>	<b>10</b>	<b>17</b>	<b>31</b>

## 2021

Date	Opponent	Dec.	Score	IP	H	R	ER	BB	K
2/21	at Grand Canyon	-	3-10	2.1	3	2	2	1	3
2/27	Omaha	S	10-1	4.0	1	1	1	2	6
3/4	vs Dallas Baptist	L	2-3	2.1	3	3	3	1	3
3/10	at Saint Louis	W	2-1	3.1	0	0	0	3	7
3/14	at Illinois State	S	12-7	3.0	1	1	0	3	2
3/20	at Kentucky	L	4-5	2.0	1	2	1	2	3
3/27	Vanderbilt	-	1-3	3.0	2	1	1	0	4
3/30	at Kansas	-	9-10	1.1	0	0	0	0	2
4/2	Texas A&M	-	8-2	0.2	1	0	0	0	1
<b>Totals</b>		<b>1-2</b>	<b>-</b>	<b>22.0</b>	<b>12</b>	<b>10</b>	<b>8</b>	<b>12</b>	<b>31</b>

## CAREER STATS

YEAR	ERA	W-L	G	IP	H	R	ER	BB	K	SV	AVG
2021	3.27	1-2	9	22.0	12	10	8	12	31	2	.160
2022	3.80	2-2	17	23.2	14	11	10	17	31	3	.171
2023	4.38	0-2	6	12.1	10	7	6	11	12	0	.222
2024	5.68	0-0	3	6.1	4	4	4	3	6	0	.174
<b>Totals</b>	<b>3.92</b>	<b>3-6</b>	<b>35</b>	<b>64.1</b>	<b>40</b>	<b>32</b>	<b>28</b>	<b>43</b>	<b>80</b>	<b>5</b>	<b>.169</b>



## 44 XAVIER LOVETT

RHP • JR. • R/R • HOUSTON, TEXAS

## NOTABLE

- Played under Kerrick Jackson at Memphis at 2023
- Logged six strikeouts in six innings at Texas A&M in 2022
- Helped Mississippi State to a national championship in 2021

## CAREER HIGHS

Innings: 2.0, at Vanderbilt (4/29/22)

Hits: 2, two times, last at Vanderbilt (4/2/22)

Runs: 5, vs NKU (3/2/24)

Earned Runs: 4, vs Washington State (3/4/22)

Walks: 4, vs NKU (3/2/24)

Strikeouts: 2, at Rice (3/22/22)

## 2024

Date	Opponent	Dec.	Score	IP	H	R	ER	BB	K
3/2	Northern Kentucky	-	28-10	0.2	1	5	1	4	1
<b>Totals</b>		<b>0-0</b>	<b>-</b>	<b>0.0</b>	<b>1</b>	<b>5</b>	<b>1</b>	<b>4</b>	<b>1</b>

## 2022 (at Texas A&amp;M)

Date	Opponent	Dec.	Score	IP	H	R	ER	BB	K
2/19	Fordham	-	13-1	1.0	0	0	0	0	1
3/4	vs Washington St.	-	6-11	0.0	1	4	4	2	0
3/12	Santa Clara	-	5-16	1.0	1	1	1	1	0
3/22	at Rice	-	15-8	1.0	0	0	0	0	2
3/27	Auburn	-	9-13	0.1	0	1	1	1	0
4/3	at Alabama	-	4-8	0.2	1	1	1	2	1
4/29	at Vanderbilt	-	1-11	2.0	2	3	1	0	1
<b>Totals</b>		<b>0-0</b>	<b>-</b>	<b>6.0</b>	<b>5</b>	<b>10</b>	<b>8</b>	<b>5</b>	<b>6</b>

## 2021 (at Mississippi State)

Date	Opponent	Dec.	Score	IP	H	R	ER	BB	K
2/21	vs TCU	-	2-3	1.0	0	0	0	0	0
2/24	Jackson State	-	7-3	1.0	0	0	0	0	0
2/26	Tulane	-	3-7	0.1	2	3	2	1	0
3/9	Grambling State	-	10-0	1.0	0	0	0	0	1
3/16	Samford	-	10-2	0.2	1	1	1	0	0
3/24	North Alabama	-	18-1	0.0	0	0	0	1	0
<b>Totals</b>		<b>0-0</b>	<b>-</b>	<b>4.0</b>	<b>3</b>	<b>4</b>	<b>3</b>	<b>2</b>	<b>1</b>

## CAREER STATS

YEAR	ERA	W-L	G	IP	H	R	ER	BB	K	SV	BAA
2021*	6.75	0-0	6	4.0	3	4	3	2	1	0	.188
2022*	12.00	0-0	7	6.0	5	10	8	5	6	0	.208
2024	13.50	0-0	1	0.2	1	5	1	4	1	0	.250
<b>Totals</b>	<b>10.12</b>	<b>0-0</b>	<b>14</b>	<b>10.2</b>	<b>9</b>	<b>19</b>	<b>12</b>	<b>11</b>	<b>8</b>	<b>0</b>	<b>.205</b>

\* at Mississippi State; \* at Texas A&amp;M



## 18 JACKSON LOVICH

INF • SO. • R/R • OVERLAND PARK, KAN

RHP • SO. • R/R • EDMOND, OKLA.

## LHP • SR. • L/L • BEAMSVILLE, ONTARIO

RHP • JR. • R/R • MARTHASVILLE, MO.

RHP • FR. • R/R • EFFINGHAM, ILL

RHP • FR. • R/R • LOHMAN, MO.

C • RFR. • S/R • CASTLE ROCK, COLO.

LHP • JR. • L/L • HUGO, MINN.

## PLAYER PROFILES

## CAREER STATS

YEAR	ERA	W-L	G	IP	H	R	ER	BB	K	SV	BAA
2022	5.63	3-3	15	54.1	52	40	34	29	60	0	.240
2023	3.86	1-0	6	18.2	10	8	8	7	28	1	.147
2024	0.00	0-0	0	0.0	0	0	0	0	0	0	.000
<b>Totals</b>	<b>5.18</b>	<b>4-3</b>	<b>21</b>	<b>73.0</b>	<b>62</b>	<b>48</b>	<b>42</b>	<b>36</b>	<b>88</b>	<b>1</b>	<b>.218</b>



## 13 JACOB PEADEN

RHP • GR. • R/R • GREENVILLE, N.C.

## NOTABLE

- Prior to Mizzou, played four seasons at Davidson
- Racked up 103 strikeouts in 49 career appearances
- Led Davidson to an Atlantic-10 regular-season title in 2022

## CAREER HIGHS

**Innings:** 5.2, at George Washington (4/29/23)**Hits:** 10, vs Dayton (5/25/23)**Runs:** 9, vs Dayton (5/25/23)**Earned Runs:** 8, vs Dayton (5/25/23)**Walks:** 4, vs NJIT (2/18/23)**Strikeouts:** 7, vs Dayton (4/9/21)

## 2024

Date	Opponent	Dec.	Score	IP	H	R	ER	BB	K
2/16	at Cal Poly	S	3-1	2.0	0	0	0	1	2
2/22	vs CSU Bakersfield	S	6-3	1.0	1	0	0	1	1
2/24	at UC San Diego	W	5-4	2.2	2	0	0	1	2
3/3	Northern Kentucky	L	15-16	1.0	2	2	2	0	1
3/5	Lindenwood	S	5-4	1.0	2	1	1	1	2
<b>Totals</b>	<b>1-1</b>	<b>-</b>	<b>7.2</b>	<b>7</b>	<b>3</b>	<b>3</b>	<b>4</b>	<b>8</b>	<b>8</b>

## 2023 (at Davidson)

Date	Opponent	Dec.	Score	IP	H	R	ER	BB	K
2/18	NJIT	-	4-12	1.0	4	7	5	4	2
2/26	Lafayette	-	19-3	2.0	3	0	0	1	4
3/5	at Coastal Carolina*	-	5-12	2.2	3	2	2	1	2
3/26	Tennessee Tech*	-	6-5	0.2	1	0	0	1	2
4/2	Fordham*	-	4-6	3.0	1	0	0	1	4
4/9	at UMass*	-	14-6	3.0	6	2	1	1	3
4/16	Dayton*	W	8-3	4.0	3	1	1	0	4
4/22	at Rhode Island*	-	15-9	2.1	6	3	3	1	3
4/29	at Geo. Washington*	-	1-2	5.2	3	1	1	0	3
5/5	VCU*	-	4-9	5.0	6	4	4	3	3
5/13	Saint Louis*	-	14-11	3.1	9	6	6	2	2
5/20	at Richmond*	L	2-18	2.1	8	7	7	3	1
5/25	vs Dayton*	L	4-15	4.0	10	9	8	2	3
<b>Totals</b>	<b>1-2</b>	<b>-</b>	<b>39.0</b>	<b>63</b>	<b>42</b>	<b>38</b>	<b>20</b>	<b>36</b>	<b>6</b>

## 2022 (at Davidson)

Date	Opponent	Dec.	Score	IP	H	R	ER	BB	K
2/20	Lehigh	-	9-6	2.0	4	4	4	1	4
2/22	Radford	-	6-4	0.1	1	0	0	1	1
3/5	Columbia	-	6-7	1.0	2	1	1	0	1
3/12	Norfolk State	-	12-1	1.0	1	0	0	0	3
3/15	William & Mary	-	11-4	1.0	1	0	0	0	0
3/29	at N. Carolina A&T	-	2-3	0.1	0	0	0	0	0
4/12	at Radford	-	13-9	0.1	1	2	2	0	0
4/23	Rhode Island	-	23-12	1.0	2	1	1	0	1
5/4	Winthrop*	-	12-2	2.0	3	2	1	1	1
5/7	UMass	-	28-0	1.0	0	0	0	1	2
5/17	at Duke	-	2-11	2.1	2	2	2	2	1
5/19	George Mason	-	17-4	0.1	0	0	0	0	0
<b>Totals</b>	<b>0-0</b>	<b>-</b>	<b>12.2</b>	<b>17</b>	<b>12</b>	<b>11</b>	<b>6</b>	<b>14</b>	<b>4</b>

## 2021 (at Davidson)

Date	Opponent	Dec.	Score	IP	H	R	ER	BB	K
2/27	Toledo	-	12-2	2.0	0	0	0	0	2
3/2	at Duke*	L	3-7	3.0	7	6	6	0	6
3/7	vs Miami (Ohio)	-	3-11	0.0	1	4	4	2	0
3/13	at The Citadel	-	0-19	2.0	3	2	2	2	4
3/19	Spring Hill	-	7-2	1.0	0	0	0	0	2
3/23	at Wofford	-	1-5	2.0	1	0	0	1	1
3/26	Seton Hall	-	6-5	2.1	2	0	0	1	4
3/30	vs Wofford	W	7-6	1.2	1	1	0	2	1
4/2	North Alabama	W	6-4	4.2	0	0	0	0	6
4/9	Dayton	W	10-8	3.1	5	4	4	1	7
4/17	at VCU	L	8-9	0.2	2	2	1	1	0
4/17	at VCU*	L	1-5	0.0	0	3	3	3	0
4/23	George Washington	L	2-4	1.0	4	3	1	1	1
4/25	George Washington	-	5-4	0.2	1	2	2	1	1
4/27	at Wake Forest	L	12-17	2.2	2	4	0	2	5
4/30	at Richmond	-	4-6	0.2	0	1	1	2	0
5/18	Duke*	-	2-18	1.0	0	0	0	0	0
5/22	at Saint Louis	S	6-3	2.0	0	0	0	0	2
<b>Totals</b>	<b>3-5</b>	<b>-</b>	<b>30.2</b>	<b>28</b>	<b>32</b>	<b>24</b>	<b>21</b>	<b>44</b>	<b>4</b>

## 2020 (at Davidson)

Date	Opponent	Dec.	Score	IP	H	R	ER	BB	K
2/15	Lehigh	S	5-4	0.2	0	0	0	1	1
2/16	Lehigh	W	10-3	1.2	0	0	0	1	3
2/21	Georgetown	S	5-0	2.0	0	0	0	1	3
3/1	Lafayette	-	7-5	0.2	2	2	2	3	1
3/3	at Charleston South.	-	1-3	1.2	0	0	0	0	0
3/8	Siena	-	12-7	1.0	2	3	3	1	1
<b>Totals</b>	<b>1-0</b>	<b>-</b>	<b>7.2</b>	<b>4</b>	<b>5</b>	<b>5</b>	<b>7</b>	<b>9</b>	<b>9</b>

## CAREER STATS

YEAR	ERA	W-L	G	IP	H	R	ER	BB	K	SV	BAA
2020*	5.87	1-0	6	7.2	4	5	5	7	9	2	.154
2021*	7.04	3-5	19	30.2	29	32	24	21	44	1	.236
2022*	7.82	0-0	12	12.2	17	12	11	6	14	0	.321
2023*	8.77	1-2	13	39.0	63	42	38	20	36	0	.360
2024	3.52	1-1	5	7.2	7	3	3	4	8	3	.259
<b>Totals</b>	<b>7.46</b>	<b>6-8</b>	<b>54</b>	<b>97.2</b>	<b>120</b>	<b>94</b>	<b>81</b>	<b>58</b>	<b>111</b>	<b>8</b>	<b>.297</b>

\* at Davidson



## 47 BEN PEDERSEN

RHP • GR. • R/R • DULUTH, MINN.

## NOTABLE

- Missed the past two seasons due to injury
- Worked a career-best 4.2 scoreless innings at Mississippi State (May 15, 2021)
- Selected by Baltimore in the 38th round of the 2019 MLB Draft

## CAREER HIGHS

**Innings:** 4.2, at Mississippi State (5/15/21)**Hits:** 4, at Mississippi State (5/15/21)**Runs:** 4, at Grand Canyon (2/19/21)**Earned Runs:** 4, at Grand Canyon (2/19/21)**Walks:** 3, two times, last at Grand Canyon (2/19/21)**Strikeouts:** 2, three times, last at Mississippi State (5/15/21)

## 2024

Date	Opponent	Dec.	Score	IP	H	R	ER	BB	K
2/24	at UC San Diego	-	4-8	0.1	1	0	0	0	0
2/27	SEMO	-	3-8	1.0	0	0	0	0	1
3/3	Northern Kentucky	-	15-16	1.0	0	0	0	0	0
<b>Totals</b>	<b>0-0</b>	<b>-</b>	<b>2.1</b>	<b>1</b>	<b>0</b>	<b>0</b>	<b>0</b>	<b>1</b>	<b>1</b>

## 2021

Date	Opponent	Dec.	Score	IP	H	R	ER	BB	K
2/19	at Grand Canyon	-	3-11	0.2	3	4	4	3	0
3/6	vs Oklahoma	-	6-16	1.2	1	1	1	1	2
3/30	at Kansas	L	9-10	0.0	3	3	3	1	0
4/27	at Kansas State	-	9-13	1.0	1	1	1	0	1
5/8	Tennessee	-	4-11	1.0	0	0	0	1	0
5/9	Tennessee	-	2-10	1.0	1	0	0	0	0
5/15	at Mississippi State	W	16-8	4.2	4	0	0	1	2
<b>Totals</b>	<b>1-1</b>	<b>-</b>	<b>10.0</b>	<b>13</b>	<b>9</b>	<b>9</b>	<b>7</b>	<b>5</b>	<b>5</b>

## 2020

Date	Opponent	Dec.	Score	IP	H	R	ER	BB	K
2/16	at Jacksonville St.	L	8-9	2.1	3	3	3	1	1
2/24	at Texas A&M-CC*	-	2-5	4.0	1	0	0	3	2
2/29	vs. Oklahoma	-	8-7	1.0	0	0	0	2	0
<b>Totals</b>	<b>0-1</b>	<b>-</b>	<b>7.1</b>	<b>4</b>	<b>3</b>	<b>3</b>	<b>6</b>	<b>3</b>	<b>3</b>

## CAREER STATS

YEAR	ERA	W-L	G	IP	H	R	ER	BB	K	SV	BAA
2020	3.68	0-1	3	7.1	4	3	3	6	3	0	.174
2021	8.10	1-1	7	10.0	13	9	9	7	5	0	.325
2024	0.00	0-0	3	2.1	1	0	0	0	1	0	.125
<b>Totals</b>	<b>5.49</b>	<b>1-2</b>	<b>13</b>	<b>19.2</b>	<b>18</b>	<b>12</b>	<b>12</b>	<b>13</b>	<b>9</b>	<b>0</b>	<b>.254</b>



## 20 KADEN PEER

OF/INF • FR. • L/R • CHESTERFIELD, MO..

## NOTABLE

- Helped the Warhawks to a conference championship in 2023
- Hit .437 over the duration of his senior season
- Ranked the No. 2 catcher and No. 9 Wisconsin recruit by PG

## CAREER HIGHS

**Hits:** 2, vs SEMO (2/27/24)**Doubles:** 1, vs SEMO (2/27/24)**Triples:** N/A**Home Runs:** N/A**RBI:** 2, twice, last vs NKU (3/3/24)**Runs Scored:** 3, vs NKU (3/2/24)**Walks:** 3, vs NKU (3/2/24)**Stolen Bases:** 1, vs NKU (3/2/24)

## 2024

Date	Opponent	AB	R	H	RBI	2B	3B	HR	BB	SB
2/22	vs CSU Bakersfield*	4	0	0	0	0	0	0	0	0
2/24	at UC San Diego*	4	0	1	0	0	0	0	0	0
2/27	SEMO*	2	0	2	0	1	0	0	0	0
3/1	Northern Kentucky*	3	0	0	0	0	0	0	0	0
3/2	Northern Kentucky*	3	1	2	0	0	0	0	3	1
3/3	Northern Kentucky*	4	0	1	2	0	0	0	1	0
3/5	Lindenwood*	2	1	0	0	0	0	0	1	0
<b>Totals</b>		<b>21</b>	<b>4</b>	<b>5</b>	<b>4</b>	<b>1</b>	<b>0</b>	<b>0</b>	<b>5</b>	<b>1</b>

## 2024 GAME NOTES

March 8-10 • vs Purdue Fort Wayne



## 43 JAVYN PIMENTAL

LHP • JR. • L/L • KANE'ŌHE, HAWAII

## NOTABLE

- Racked up 25 strikeouts in eight starts in his first season with the Tigers
- Helped Arizona to a super regional appearance in 2022
- Made 22 appearances with a 3.90 ERA in 30.0 innings at Arizona

## CAREER HIGHS

**Innings:** 4.1, at FIU (2/25/23)**Hits:** 6, at CSU Bakersfield (2/22/24)**Runs:** 6, vs Georgia (5/13/23)**Earned Runs:** 6, vs Georgia (5/13/23)**Walks:** 4, vs TCU (2/19/23)**Strikeouts:** 5, twice, last vs NKU (3/1/24)

## 2024



## 2024

Date	Opponent	Dec.	Score	IP	H	R	ER	BB	K
2/23	at San Diego State	-	3-10	1.0	1	0	0	0	1
2/27	SEMO	-	3-8	0.2	0	1	1	1	0
<b>Totals</b>		<b>0-0</b>	<b>- 1.2</b>	<b>1</b>	<b>1</b>	<b>1</b>	<b>1</b>	<b>1</b>	<b>1</b>

## 2023 (at Oregon State)

Date	Opponent	Dec.	Score	IP	H	R	ER	BB	K
2/19	vs New Mexico	-	14-6	0.0	0	2	2	1	0
2/24	Coppin State	-	11-1	1.0	0	1	1	3	1
3/7	San Diego	-	9-4	0.0	0	0	0	1	0
3/15	Nevada	-	12-1	0.1	1	1	1	3	0
5/16	Portland	-	8-14	1.0	2	0	0	0	1
5/25	vs Arizona State	-	10-14	1.0	1	0	0	0	1
6/2	vs Sam Houston	-	18-2	1.0	1	0	0	1	1
6/5	at LSU	-	7-13	1.0	2	1	1	1	1
<b>Totals</b>		<b>0-0</b>	<b>- 5.1</b>	<b>7</b>	<b>5</b>	<b>5</b>	<b>10</b>	<b>4</b>	<b>4</b>


## 2022 (at Oregon State)

Date	Opponent	Dec.	Score	IP	H	R	ER	BB	K
2/19	vs Gonzaga	-	13-5	0.2	2	2	2	0	0
3/16	Grand Canyon	-	7-13	0.1	2	3	3	1	0
4/16	Long Beach State	-	14-3	0.2	0	0	0	0	1
5/10	Portland	-	4-0	0.2	0	0	0	0	0
5/28	vs UCLA	-	22-25	0.0	0	1	1	1	0
<b>Totals</b>		<b>0-0</b>	<b>- 2.1</b>	<b>4</b>	<b>6</b>	<b>6</b>	<b>2</b>	<b>1</b>	<b>1</b>

## CAREER STATS

YEAR	ERA	W-L	G	IP	H	R	ER	BB	K	SV	BAA
2022*	23.14	0-0	5	2.1	4	6	6	2	1	0	.364
2023*	8.44	0-0	8	5.1	7	5	5	10	4	0	.333
2024	5.40	0-0	2	1.2	1	1	1	1	1	0	.355
<b>Totals</b>	<b>11.57</b>	<b>0-0</b>	<b>15</b>	<b>9.1</b>	<b>12</b>	<b>12</b>	<b>12</b>	<b>13</b>	<b>6</b>	<b>0</b>	<b>.344</b>

\* at Oregon State



## 30 CARTER RUSTAD

RHP • 5TH • R/R • O'FALLON, MO.

## NOTABLE

- Limited to one appearance in 2023 due to injury
- Posted a 2.77 ERA in 13 bullpen appearances in 2022
- Made 15 appearances and nine starts in two years at San Diego

## CAREER HIGHS

**Innings:** 9.0, at Gonzaga (5/28/21)  
**Hits:** 8, twice (last vs. BYU (5/8/21))  
**Runs:** 9, at San Diego State (2/20/21)  
**Earned Runs:** 7, vs. BYU (5/8/21)  
**Walks:** 4, vs. Seattle (2/22/20)  
**Strikeouts:** 8, two times, last at Santa Clara (4/25/21)

## 2024

Date	Opponent	Dec.	Score	IP	H	R	ER	BB	K
2/16	at Cal Poly*	W	3-1	5.0	1	0	0	0	6
2/24	at UC San Diego*	L	4-8	4.1	6	5	3	0	4
3/2	Northern Kentucky*	W	28-10	4.0	2	2	2	2	1
<b>Totals</b>		<b>1-1</b>	<b>- 13.1</b>	<b>9</b>	<b>7</b>	<b>6</b>	<b>2</b>	<b>11</b>	<b>11</b>

## 2023

Date	Opponent	Dec.	Score	IP	H	R	ER	BB	K
2/19	vs. TCU	-	9-8	1.0	1	1	0	0	1
<b>Totals</b>		<b>0-0</b>	<b>- 1.0</b>	<b>1</b>	<b>1</b>	<b>1</b>	<b>0</b>	<b>0</b>	<b>1</b>

## 2022

Date	Opponent	Dec.	Score	IP	H	R	ER	BB	K
2/20	at Nicholls State*	-	8-9	4.0	6	6	6	2	3
2/27	at UL-Monroe	-	4-2	3.0	1	0	0	0	4
3/6	Tarleton State	W	11-6	4.1	5	4	4	2	5
3/13	at Arizona State	W	6-4	4.0	5	3	3	1	2
3/20	at Vanderbilt	-	4-7	1.0	1	1	0	1	1
3/26	Arkansas	-	7-5	2.2	2	1	1	0	3
4/1	South Carolina	-	1-4	1.1	0	0	0	0	2
4/3	South Carolina	S	10-3	2.0	0	0	0	0	0
4/8	at Tennessee	L	3-8	1.1	4	3	2	1	0
4/16	Kentucky	W	10-6	4.2	3	0	0	2	5
4/21	at LSU	-	3-5	2.1	1	0	0	0	3
4/26	at Missouri State	-	2-3	3.0	0	0	0	1	3
5/1	Mississippi State	-	7-6	4.1	6	1	1	1	3
5/8	at Ole Miss	-	2-10	5.0	6	1	1	0	3
5/15	Florida*	L	3-4	5.2	7	4	4	1	5
5/21	at Georgia*	-	10-11	2.2	3	5	5	3	0
<b>Totals</b>		<b>3-2</b>	<b>- 51.1</b>	<b>50</b>	<b>59</b>	<b>27</b>	<b>15</b>	<b>42</b>	<b>42</b>

## 2021 (at San Diego)

Date	Opponent	Dec.	Score	IP	H	R	ER	BB	K
2/20	at San Diego State*	-	18-19	1.1	5	9	6	3	1
2/27	Cal State-Fullerton*	-	6-5	5.0	4	1	1	1	5
3/5	at UC-San Diego*	-	15-10	3.0	6	5	5	3	4
3/14	UC-Riverside	-	5-4	2.1	2	0	0	0	2
3/20	Saint Mary's	-	3-4	2.0	2	0	0	0	1
3/23	at USC	W	6-5	3.0	0	0	0	0	0
3/28	Pacific	W	5-1	2.1	2	0	0	1	0
4/2	at Cal State-Fullerton	-	1-3	3.2	3	0	0	2	4
4/10	at LMU*	W	6-0	5.0	8	0	0	1	3

## 2021 (continued)

4/16	San Francisco*	L	1-12	1.2	5	5	5	3	0
4/25	at Santa Clara*	-	6-4	4.0	6	2	2	1	8
5/1	Pepperdine	W	7-6	4.0	3	0	0	0	4
5/8	BYU*	-	13-12	3.2	8	7	7	2	4
5/21	Portland*	-	4-3	3.2	6	2	2	2	5
5/28	at Gonzaga*	W	9-0	9.0	1	0	0	1	5
<b>Totals</b>		<b>5-1</b>	<b>- 53.2</b>	<b>61</b>	<b>31</b>	<b>28</b>	<b>20</b>	<b>46</b>	<b>46</b>

## 2020 (at San Diego)

Date	Opponent	Dec.	Score	IP	H	R	ER	BB	K
2/16	vs. Minnesota*	W	5.0	5.0	2	0	0	2	4
2/22	Seattle*	W	5.0	5.0	1	1	1	4	8
3/1	Monmouth*	W	5.0	5.0	0	0	0	1	3
3/7	at Indiana*	W	6.1	6.1	2	1	1	1	9
<b>Totals</b>		<b>4-0</b>	<b>- 21.1</b>	<b>5</b>	<b>2</b>	<b>2</b>	<b>8</b>	<b>24</b>	<b>24</b>

## CAREER STATS

YEAR	ERA	W-L	G	IP	H	R	ER	BB	K	SV	BAA
2020*	0.84	4-0	4	21.1	5	2	2	9	24	0	.074
2021*	4.70	5-1	15	53.2	61	31	28	20	46	0	.289
2022	4.73	3-2	16	51.1	50	29	27	15	42	1	.255
2023	0.00	0-0	1	1.0	1	0	0	1	0	0	.250
2024	3.38	2-1	3	13.1	9	7	5	2	11	0	.176
<b>Totals</b>	<b>3.97</b>	<b>14-4</b>	<b>39</b>	<b>140.2</b>	<b>126</b>	<b>70</b>	<b>62</b>	<b>45</b>	<b>124</b>	<b>1</b>	<b>.238</b>

\* at San Diego



## 88 MATEO SERNA

C • FR. • S/R • DORAL, FLA.

## NOTABLE

- Batted .332 with 14 homers and 79 RBIs in three prep seasons
- Hit seven home runs and 38 runs in his senior season
- The fifth ranked catcher from the state of Florida by PBR

## CAREER HIGHS

**Hits:** 1, two times, last at UC San Diego (2/24/24)  
**Doubles:** 1, two times, last at UC San Diego (2/24/24)  
**Triples:** N/A  
**Home Runs:** N/A  
**RBI:** 1, at Cal Poly (2/17/24)  
**Runs Scored:** 1, two times, last at UC San Diego (2/24/24)  
**Walks:** 1, at UC San Diego (2/24/24)  
**Stolen Bases:** N/A

## 2024

Date	Opponent	AB	R	H	RBI	2B	3B	HR	BB	SB
2/17	at Cal Poly*	4	1	1	1	1	0	0	0	0
2/23	at San Diego State*	4	0	0	0	0	0	0	0	0
2/24	at UC San Diego*	3	1	1	0	1	0	0	1	0
3/1	Northern Kentucky*	4	0	0	0	0	0	0	0	0
3/3	Northern Kentucky	0	0	0	0	0	0	0	0	0
3/5	Lindenwood*	4	0	1	3	0	0	0	0	0
<b>Totals</b>		<b>19</b>	<b>2</b>	<b>3</b>	<b>4</b>	<b>2</b>	<b>0</b>	<b>0</b>	<b>1</b>	<b>0</b>

## CAREER STATS

YEAR	AVG	GP-GS	AB	R	H	2B	3B	HR	RBI	BB	SB
2024	.133	6-5	19	2	3	2	0	0	4	1	0
<b>Totals</b>	<b>.133</b>	<b>6-5</b>	<b>19</b>	<b>2</b>	<b>3</b>	<b>2</b>	<b>0</b>	<b>0</b>	<b>4</b>	<b>1</b>	<b>0</b>



## 41 NIC SMITH

LHP • SO. • L/L • JAMESTOWN, TENN.

## NOTABLE

- Made 15 appearances as a freshman last spring
- Notched a victory in his debut against Lindenwood (Feb. 28), allowing just one hit in 3.0 shutout innings
- Provided relief in a pair of key SEC victories against Ole Miss

## CAREER HIGHS

**Innings:** 5.2, at Texas A&M (4/13/23)  
**Hits:** 8, vs Western Illinois (3/7/23)  
**Runs:** 4, at Lindenwood (3/29/23)  
**Earned Runs:** 4, at Lindenwood (3/29/23)  
**Walks:** 3, at Texas A&M (4/13/23)  
**Strikeouts:** 2, five times, last at Auburn (5/20/23)

## 2024

Date	Opponent	Dec.	Score	IP	H	R	ER	BB	K
2/16	at Cal Poly	-	2-3	1.0	1	0	0	0	0
2/23	at San Diego State	-	3-10	0.1	0	0	0	0	1
2/24	at UC San Diego	-	5-4	1.1	3	1	1	2	1
2/27	SEMO	-	3-8	1.0	2	2	2	2	1
3/3	Northern Kentucky	-	15-16	0.2	0	0	0	0	1
<b>Totals</b>		<b>0-0</b>	<b>- 4.1</b>	<b>6</b>	<b>3</b>	<b>3</b>	<b>4</b>	<b>3</b>	<b>3</b>

## 2023

Date	Opponent	Dec.	Score	IP	H	R	ER	BB	K
2/28	Lindenwood*	W	17-2	3.0	1	0	0	1	0
3/7	Western Illinois	-	6-0	1.0	1	0	0	1	1
3/29	at Lindenwood*	-	7-5	3.1	8	4	4	1	1
4/1	at Kentucky	-	0-10	2.2	2	2	2	2	2
4/11	at Missouri State	-	10-1	1.0	0	0	0	0	1
4/13	at Texas A&M	-	5-13	5.2	3	3	3	0	3
4/22	Alabama	-	4-10	2.1	4	2	2	0	2
4/26	at SIUE	-	8-3	1.0	1	1	1	1	0
4/28	at Florida	-	1-11	1.0	2	1	1	1	0
5/2	Kansas*	-	9-7	1.0	3	3	3	1	2
5/4	Ole Miss	-	11-9	0.1	0	0	0	0	1
5/5	Ole Miss	-	13-3	2.2	7	2	2	0	2
5/13	Georgia	-	14-12	0.2	1	1	1	2	1
5/20	at Auburn	-	7-9	1.0	1	0	0	1	2
5/23	vs Auburn	-	4-10	0.2	0	0	0	1	1
<b>Totals</b>		<b>1-0</b>	<b>- 27.1</b>	<b>34</b>	<b>19</b>	<b>16</b>	<b>15</b>	<b>17</b>	<b>17</b>

## CAREER STATS

YEAR	ERA	W-L	G	IP	H	R	ER	BB	K	SV	BAA
2023	5.27	1-0	15	27.1	34	19	16	15	17	0	.298
2024	6.23	0-0	5	4.1	6	3	3	4	3	0	.375
Totals	5.40	1-0	20	31.2	40	22	19	19	20	0	.308



PLAYER PROFILES

CAREER STATS

YEAR	AVG	GP-GS	AB	R	H	2B	3B	HR	RBI	BB	SB
2022	.500	6-3	12	2	6	0	0	0	4	1	1
2023	.198	30-19	81	5	16	7	0	3	15	1	0
2024	.000	0-0	0	0	0	0	0	0	0	0	0
Totals	.237	36-22	93	7	22	7	0	3	19	2	1



35 DANIEL WISSLER

LHP • SO. • L/L • O'FALLON, MO.

NOTABLE

- Made 20 relief appearances as a freshman in 2023
- Logged a 2-0 record with a save and 21 strikeouts in 22.0 innings
- Turned 10 scoreless outings, including four of his last five

CAREER HIGHS

**Innings:** 3.1, at Cal Poly (2/17/24)  
**Hits:** 5, at Cal Poly (2/17/24)  
**Runs:** 5, two times, last at Texas A&M (4/13/23)  
**Earned Runs:** 5, vs Lamar (3/15/23)  
**Walks:** 4, at South Carolina (3/25/23)  
**Strikeouts:** 4, two times, last at South Carolina (3/25/23)

2024

Date	Opponent	Dec.	Score	IP	H	R	ER	BB	K
2/17	at Cal Poly	W	12-8	3.1	5	2	2	1	3
2/24	at UC San Diego	-	5-4	1.0	1	0	0	0	1
2/27	SEMO	L	3-8	2.0	2	1	1	0	3
3/2	Northern Kentucky	-	28-10	1.0	3	3	3	0	0
3/5	Lindenwood*	W	5-4	5.0	3	1	1	1	5
Totals			2-1	-	12.1	14	7	7	2 12

2023

Date	Opponent	Dec.	Score	IP	H	R	ER	BB	K
2/18	vs. TCU	-	6-5	1.1	0	0	0	2	0
2/24	at FIU	-	5-2	0.2	2	2	2	1	2
2/26	at FIU	W	9-5	1.1	1	2	2	1	0
2/28	Lindenwood	-	17-2	0.2	0	0	0	0	1
3/5	Texas Southern	-	15-7	2.0	1	0	0	0	4
3/15	Lamar	-	10-8	1.0	4	5	5	1	0
3/22	vs Kansas	W	8-3	1.2	0	0	0	1	2
3/25	at South Carolina	-	4-5	3.0	2	2	2	4	4
3/29	at Lindenwood	S	7-5	1.1	1	0	0	0	1
3/31	at Kentucky	-	2-12	1.0	0	0	0	0	0
4/1	at Kentucky	-	0-10	3.0	1	1	1	3	2
4/6	Vanderbilt	-	6-7	1.1	4	3	2	0	1
4/11	at Missouri State	-	10-1	0.2	1	1	1	0	2
4/13	at Texas A&M	-	5-13	0.1	4	5	4	1	1
4/22	Alabama	-	4-10	0.2	2	1	1	2	1
4/29	at Florida	-	7-11	0.1	0	0	0	0	0
5/5	Ole Miss	-	13-3	0.1	0	0	0	0	0
5/6	Ole Miss	-	14-20	0.0	2	1	1	1	0
5/12	Georgia	-	13-3	0.0	1	0	0	0	0
5/19	at Auburn	-	2-7	1.1	0	0	0	1	0
Totals			2-0	-	22.0	26	23	21	18 21

CAREER STATS

YEAR	ERA	W-L	APP	IP	H	R	ER	BB	K	SV	AVG
2023	8.59	2-0	20	22.0	26	23	21	18	21	1	.292
2024	5.11	2-1	5	12.1	14	7	7	2	12	0	.280
Totals	7.34	4-1	25	34.1	40	30	28	20	33	1	.288

## MIZZOU INDIVIDUAL HITTER

7+ at bats: ..... 7, Zimmermann / Cornelius / Vierling at Texas A&M (March 30, 2019)  
8+ at bats: ..... 8, John Marquardt vs. Kansas State (May 8, 1982)

5+ runs scored: ..... 5, Brett Bond, vs. Eastern Michigan (Feb. 18, 2017)  
6+ runs scored: ..... 6, Jacob Priday vs. Texas (April 11, 2008)

**4+ hits: ..... 4, Justin Colon vs. Northern Kentucky (March 2, 2024)**  
5+ hits: ..... 5, Brett Bond at Iowa (May 1, 2018)  
6+ hits: ..... 6, Jeff Terrell vs. Iowa State (May 5, 1995)

**2+ doubles: ..... 2, Trevor Austin at Cal Poly (Feb. 17, 2024)**  
3+ doubles: ..... 3, Luke Mann vs Kansas (May 2, 2023)  
4+ doubles: ..... 4, W.T. Hoover vs. Bradley (May 14, 1999)

2+ triples: ..... 2, Hank Zeisler at Missouri State (April 11, 2023)  
3+ triples: ..... 3, J.R. Warner vs. Notre Dame (Feb. 26, 1999)

**2+ home runs: ..... 2, Trevor Austin vs. CSU Bakersfield (Feb. 22, 2024)**  
3+ home runs: ..... 3, Luke Mann at South Carolina (March 24, 2023)  
4+ home runs: ..... Jacob Priday vs. Texas (April 11, 2008)

4+ straight games w/home run: ..... Luke Mann (6), (May 2-13, 2023)  
7 straight games w/home run: ..... Griffin Moore (7), (March 22-29, 1997)

Grand slam: ..... Luke Mann vs Ole Miss (May 6, 2023)  
Pinch-hit grand slam: ..... Shea McGahan at Southern (Feb. 23, 2022)

5+ RBI: ..... **5, Justin Colon vs. Northern Kentucky (March 2, 2024)**  
6+ RBI: ..... **7, Jackson Beaman vs. Northern Kentucky (March 2, 2024)**  
7+ RBI: ..... **7, Jackson Beaman vs. Northern Kentucky (March 2, 2024)**  
8+ RBI: ..... 9, Brian Sharp vs. Northeastern (Feb. 24, 2018)  
9+ RBI: ..... 9, Brian Sharp vs. Northeastern (Feb. 24, 2018)

3+ RBI in 3-straight games: ..... Fox Leum vs. South Carolina/Kansas (April 2-6 2022)

**2+ stolen bases: ..... 2, Drew Culbertson vs. Northern Kentucky (March 1, 2023)**  
3+ stolen bases: ..... 3, Ross Lovich at Nicholls State (Feb. 19, 2022)  
4+ stolen base: ..... 4, Conner Mach vs. La Moynie (March 12, 2011)  
Stole home: ..... Ty Wilmsmeyer vs Western Illinois (March 7, 2022)  
Stole home (straight steal): ..... Brandt Belk at Alabama (May 2, 2021)

Hit for cycle ..... Ross Lovich vs. Georgia (May 12, 2023)

Led off game with home run: ..... Luke Mann at FIU (Feb. 26, 2023)  
Pinch hit home run: ..... Cam Careswell vs. Texas Southern (March 5, 2023)  
Inside-the-park home run: ..... Greg Folgias vs. Kansas (May 8, 2009)  
Walk-off home run: ..... Dylan Leach vs Georgia (May 13, 2023)

Walk-off hit (non home run): ..... Cam Chick vs. Georgia (May 14, 2023)  
Walk-off sacrifice fly: ..... Tre Morris vs. South Carolina (April 2, 2022)  
Walk-off walk drawn: ..... Chad McDaniel vs. Saint Louis (April 2, 2019)  
Walk-off error by opposition to allow winning run: ..... vs. Chicago State (March 15, 2017)

Hit-by-pitch twice in an inning: ..... Josh Day, 3rd vs. Kentucky (April 18, 2022)

## MIZZOU INDIVIDUAL PITCHER

Tossed a 7-inning complete game: ..... Chandler Murphy vs. NJIT (March 10, 2023)  
Tossed a 9-inning complete game: ..... Michael Plassmeyer vs. Alabama (April 7, 2018)

Tossed a 7-inning complete game shutout: ..... Max Scherzer vs. Oklahoma (May 26, 2006)  
Tossed a 9-inning complete game shutout: ..... Michael Plassmeyer vs. Alabama (April 7, 2018)

**Tossed a 1-hitter (team): ..... Carter Rustad / Ryan Magdic / Jacob Peaden**  
**..... at Cal Poly (Feb. 16, 2024)**

Tossed a no-hitter (team): ..... Bryce Montes De Oca / Giovanni Lopez / Nolan Gromacki  
..... vs. UMBC (March 2, 2018)

Tossed a no-hitter (solo): ..... Jim Maddock vs. Nebraska (May 3, 1981)

Tossed a perfect game: ..... Never

Tossed an immaculate inning: ..... Tony Neubeck vs. Louisiana-Monroe (Feb. 25, 2022)

Tallied 10-plus strikeouts: ..... 10, Austin Marozas vs. South Carolina (April 3, 2022)  
Tallied 11-plus strikeouts: ..... 12, Spencer Miles at Georgia (May 19, 2022)  
Tallied 12-plus strikeouts: ..... 12, Spencer Miles at Georgia (May 19, 2022)  
Tallied 13-plus strikeouts: ..... 13, Michael Plassmeyer vs. Northeastern (Feb. 24, 2018)  
Tallied 14-plus strikeouts: ..... 14, Tanner Houck vs. Vanderbilt (March 26, 2016)  
Tallied 15-plus strikeouts: ..... 15, Kyle Gibson vs. Oklahoma (April 3, 2009)  
Tallied 20-plus strikeouts: ..... 20, Jack Stroud vs. Colorado (April 19, 1963)

**BOLD** denotes 2024 season

## MIZZOU TEAM OFFENSE PRODUCED

**15+ runs scored: ..... 15 vs. Northern Kentucky (March 3, 2024)**  
**20+ runs scored: ..... 28 vs. Northern Kentucky (March 3, 2024)**  
**25+ runs scored: ..... 28 vs. Northern Kentucky (March 3, 2024)**  
30+ runs scored: ..... 31, vs. Texas (April 11, 2008)

15+ hits: ..... **17 vs. Northern Kentucky (March 3, 2024)**  
20+ hits: ..... 21, vs. Southeast Missouri (May 1, 2019)  
25+ hits: ..... 26, vs. Texas (April 11, 2008)

6+ doubles: ..... 7, at Southern (Feb. 23, 2022)  
7+ doubles: ..... 7, at Southern (Feb. 23, 2022)  
8+ doubles: ..... 8, vs. Missouri State (April 24, 2018)  
9+ doubles: ..... 10, vs. Rockhurst (March 28, 1997)  
10+ doubles: ..... 10, vs. Rockhurst (March 28, 1997)

3+ triples: ..... vs. Florida (April 21, 2013)  
4+ triples: ..... vs. Chicago State (March 21, 2004)  
5+ triples: ..... vs. Baylor (April 19, 2003)  
6+ triples: ..... vs. Baylor (April 19, 2003)

**4+ home runs: ..... 4, vs. CSU Bakersfield (Feb. 22, 2024)**  
5+ home runs: ..... 5, vs. Georgia (May 13, 2023)  
6+ home runs: ..... 6, vs. Ole Miss (Feb. 6, 2023)  
7+ home runs: ..... 7, vs. Texas (April 11, 2008)

10+ walks: ..... **11 vs. Northern Kentucky (March 3, 2024)**  
15+ walks: ..... 16, vs. SIUE (March 30, 2022)  
18 walks: ..... 18, vs. North Dakota State (March 20, 2005)

**4 hit by pitches: ..... 4, at Cal Poly (Feb. 17, 2024)**  
**5 hit by pitches: ..... 5, at San Diego State (Feb. 23, 2024)**  
6 hit by pitches: ..... 6, at Missouri State (April 16, 2019)  
**7+ hit by pitches: ..... 7, vs. Northern Kentucky (March 2, 2024)**

5+ stolen bases: ..... 5, at Missouri State (April 11, 2023)  
6+ stolen bases: ..... 6, at Nicholls (Feb. 19, 2022)  
7+ stolen bases: ..... 7, vs. Arkansas State (March 12, 2019)  
8+ stolen bases: ..... 10, vs. Arkansas State (March 21, 2018)

7 runs scored in an inning: ..... 7, vs Lindenwood (Feb. 28, 2023)  
8 runs scored in an inning: ..... 8, vs. Saint Louis (March 15, 2022)  
**9 runs scored in an inning: ..... 9, vs. Northern Kentucky (March 2, 2024)**  
**10+ runs scored in an inning: ..... 14, vs. Northern Kentucky (March 2, 2024)**

## MIZZOU TEAM PITCHING PRODUCED

Shutout an opponent: ..... 6-0, vs. Western Illinois (March 7, 2023)  
Shutout an SEC opponent: ..... 11-0, vs. South Carolina (April 27, 2019)  
Back to back shutouts: ..... at Tennessee (May 18-19, 2017)  
10 strikeouts: ..... 10, at Florida (April 29, 2023)  
**11 strikeouts: ..... 11, vs. Northern Kentucky (March 1, 2024)**  
**12 strikeouts: ..... 12, at UC San Diego (Feb. 24, 2024)**  
**13 strikeouts: ..... 13, vs. Lindenwood (March 5, 2024)**  
14 strikeouts: ..... 14, at South Carolina (March 25, 2023)  
15 strikeouts: ..... 15, at South Carolina (March 24, 2023)  
16 strikeouts: ..... 16, vs. NJIT (March 12, 2023)  
17+ strikeouts: ..... 19, at ULM (Feb. 25, 2022)  
18+ strikeouts: ..... 19, at ULM (Feb. 25, 2022)  
19+ strikeouts: ..... 19, at ULM (Feb. 25, 2022)  
20+ strikeouts: ..... 20, at Southern (Feb. 23, 2022)  
..... 20, vs. Colorado (April 19, 1963)

## MISCELLANEOUS

Played to a tie: ..... 2-2, at Texas A&M (March 31, 2019)  
**Had a rain delay: ..... 0:43, vs. Southeast Missouri (Feb. 27, 2024)**  
**Had a rain-shortened game: ..... 8 inn., vs. Southeast Missouri (Feb. 27, 2024)**  
**Had a game canceled: ..... at Cal Poly (Feb. 18, 2024)**  
Had a game postponed: ..... vs. Tennessee (March 18, 2023)  
**Had an extra-inning game: ..... 11 innings, at UC San Diego (Feb. 24, 2024)**  
Defeated a ranked opponent: ..... at No. 28 Texas A&M (April 15, 2023)

Tallied three-game series sweep: ..... vs. Georgia (May 12-14, 2023)  
Tallied three-game SEC series sweep: ..... vs. Georgia (May 12-14, 2023)  
Tallied four-game series sweep: ..... vs. Iowa (Feb. 13-14, 2015)  
Tallied doubleheader sweep: ..... vs. Tennessee (March 19, 2023)  
Series win over top-5 team: ..... vs. No. 4 Tennessee (March 17-19, 2023)  
**Tallied run-rule victory: ..... 28-10, vs. Northern Kentucky (March 2, 2024)**  
Recorded a triple play: ..... vs. Alabama A&M (Feb. 28, 2018)  
Turned 3+ double plays: ..... 3 vs. Georgia (May 12, 2023)  
Turned 5+ double plays: ..... 5 at Florida (April 26, 2014)

**Hit multiple home runs in an inning: . 2, 4th inning vs. Northern Kentucky (March 3, 2024)**  
Hit 3+ home runs in an inning: ..... vs. CSU Bakersfield (Feb. 22, 2024)  
**Back to back home runs: ..... Jackson Lovich and Thomas Curry**  
**..... vs. Northern Kentucky (March 3, 2024)**