



# MIZZOU

2023-24 MEN'S BASKETBALL GAME NOTES

29 NCAA TOURNAMENT APPEARANCES • 23 CONFERENCE CHAMPIONSHIPS • 21 ALL-AMERICANS • 48 NBA DRAFT SELECTIONS

## 2023-24 SCHEDULE

### November

Mon	6	ARKANSAS-PINE BLUFF	W, 101-79
Fri	10	RV/RV MEMPHIS	L, 55-70
Mon	13	SIU EDWARDSVILLE	W, 68-50
Thu	16	at Minnesota	W, 70-68
Sun	19	JACKSON STATE	L, 72-73
Wed	22	SOUTH CAROLINA STATE	W, 82-59
Sat	25	LOYOLA MARYLAND	W, 78-70
Tue	28	^ at Pittsburgh	W, 71-64

### December

Sun	3	WICHITA STATE	W, 82-72
Sat	9	~ at #2/3 Kansas	L, 64-73
Sun	17	@ vs. Seton Hall	L, 87-93
Fri	22	% vs. #13/11 Illinois	L, 73-97
Sat	30	CENTRAL ARKANSAS	W, 92-59

### January

Sat	6	* GEORGIA	L, 68-75
Tue	9	* at #6/6 Kentucky	L, 77-90
Sat	13	* RV/RV SOUTH CAROLINA (OT)	L, 69-71
Tue	16	* at RV/RV Alabama	L, 75-93
Sat	20	* --/RV FLORIDA	L, 67-79
Tue	23	* at Texas A&M	L, 57-63
Sat	27	* at South Carolina	L, 64-72
Wed	31	* ARKANSAS	L, 84-91

### February

Sat	3	* at Vanderbilt	L, 61-68
Wed	7	* TEXAS A&M	L, 60-79
Sat	10	* MISSISSIPPI STATE	L, 51-75
Sat	17	* at RV/-- Ole Miss	L, 76-79
Tue	20	* #5/5 TENNESSEE (SECN)	6 p.m.
Sat	24	* at Arkansas (ESPN2)	11 a.m.
Wed	28	* at Florida (SECN)	5:30 p.m.

### March

Sat	2	* OLE MISS (SECN)	7:30 p.m.
Tue	5	* AUBURN (SECN)	8 p.m.
Sat	9	* at LSU (SECN)	7:30 p.m.
13-17 ! SEC Tournament			TBA

\* - Southeastern Conference Game  
% - SEC Tournament (Nashville, Tenn.)  
^ - ACC/SEC Challenge  
~ - Hy-Vee Hoops Border Showdown  
@ - Kansas City, Kan.  
% - McBride Homes Braggin' Rights (St. Louis, Mo.)



### MISSOURI TIGERS

8-17, 0-12 SEC

Head Coach: Dennis Gates  
Career Record: 83-67  
Record vs. Tennessee: 2-0

AP Rank: n/a  
Coaches: n/a



### TENNESSEE VOLUNTEERS

19-6, 9-3 SEC

Head Coach: Rick Barnes  
Career Record: 798-412  
Record vs. Mizzou: 17-12

AP Rank: No. 5  
Coaches: No. 5

## MISSOURI vs TENNESSEE

Columbia, Mo. • Mizzou Arena (15,061)  
Tuesday, Feb. 20 • 6 p.m.

### TELEVISION

Station ..... SEC Network  
Play-by-Play ..... Tom Hart  
Analyst ..... Dane Bradshaw

### RADIO

Station ..... Tiger Radio Network  
Satellite ..... XM: 119 or 190 / SXM App: 961  
Play-by-Play ..... Chris Gervino

### SERIES HISTORY

Overall ..... Tennessee, 11-10  
at Tennessee ..... Tied, 5-5  
Under Dennis Gates ..... Missouri, 2-0  
Last Meeting ..... Mizzou 79, Tennessee 71 (3/10/23)  
Last 10 Games ..... Tennessee, 6-4

### MEDIA INFORMATION

Basketball SID ..... Jason Veniskey  
Office ..... (573) 882-7826  
Cell ..... (585) 615-5316  
E-mail ..... jveniskey@mizzouri.edu

The Missouri Strategic Communications staff is available to assist home and visiting media. Contact Jason Veniskey for credentials, releases, statistics or general basketball info and for assistance arranging interviews with players and/or coaches.

Missouri returns to Mizzou Arena for the first time in 10 days, hosting nationally-ranked Tennessee Tuesday night. Tipoff between the Tigers and No. 5 Volunteers is set for 6 p.m. on SEC Network.

## KEY MIZZOU NUMBERS

4

Sean East II registered his fourth game of 20+ points and 6+ assists on Saturday – the first Tiger to do so since Melvin Booker in 1993-94.

10

Jordan Butler tallied a career-best 10 points Saturday – double his previous high.

12

The Tigers have lost their last 12 games against teams ranked in the top five.

25

In his first game back from injury, Sean East II tallied 25 points Saturday – his most in a Mizzou uniform.

40

The Tigers have three players shooting at least 40 percent from beyond the arc – a first in program history.

78.3

Mizzou ranks 10th nationally by making 78.3 percent of its free throws this year – the best mark in school history.

## MISSOURI'S LAST GAME STARTERS



10 HONOR  
Gr • G

10.8 PPG

1.8 APG

37.8 FG%

40.6 3P%




4 EAST  
Gr • G

16.0 PPG

4.2 APG

52.1 FG%

46.7 3P%



2 BATES  
Jr • G

14.0 PPG

2.5 RPG

52.1 FG%

41.5 3P%



35 CARTER  
Gr • F

11.5 PPG

5.0 RPG

0.8 SPG

37.8 FG%



0 BUTLER  
Fr • F

2.3 PPG

2.0 RPG

0.9 BPG

38.0 FG%

## 2023-24 MISSOURI TIGERS ROSTER

#	Name	Yr	Pos	Ht	Wt	Hometown/Last School
0	Jordan Butler	Fr.	F	7-0	230	Greenville, S.C. / Christ Church Episcopal
1	Kaleb Brown	Jr.	G	6-7	245	Huntsville, Ala. / Lee HS
2	Tamar Bates	Jr.	G	6-5	195	Kansas City, Kan. / Indiana
4	Curt Lewis	Jr.	G	6-5	215	Louisville, Ky. / John A. Logan
5	John Tonje	Gr.	G	6-6	215	North Omaha, Neb. / Colorado State
10	Nick Honor	Gr.	G	5-10	200	Orlando, Fla. / Clemson
11	Trent Pierce	Fr.	F	6-10	210	Tulsa, Okla. / AZ Compass Prep
12	Jackson Francois	So.	G	6-5	160	Las Vegas, Nev. / Bishop Gorman
13	Jesus Carralero Martin	Sr.	F	6-7	225	Málaga, Spain / Campbell
14	Anthony Robinson II	Fr.	G	6-2	175	Tallahassee, Fla. / Florida State Univ. HS
15	Danny Stephens	Fr.	G	6-6	210	Bowen, Ill. / Southeastern HS
23	Aidan Shaw	So.	F	6-8	205	Overland Park, Kan. / Blue Valley HS
31	Caleb Grill	Gr.	G	6-3	215	Wichita, Kan. / Iowa State
33	JV Brown	Fr.	G	6-5	195	Los Angeles, Calif. / Rolling Hills Prep
35	Noah Carter	Gr.	F	6-6	235	Dubuque, Iowa / Northern Iowa
45	Mabor Majak	Sr.	C	7-2	245	Juba, South Sudan / Cleveland State
55	Sean East II	Gr.	G	6-3	180	Louisville, Ky. / John A. Logan
75	Connor Vanover	Gr.	C	7-5	230	Little Rock, Ark. / Oral Roberts

## MISSOURI COACHING &amp; SUPPORT STAFF

**Dennis Gates**

Whitten Family Head Coach  
California '01

Overall Record: 83-67 (Fifth year)  
Record at Mizzou: 33-27 (Second year)

**Associate Head Coach:** Charlton "C.Y." Young (2nd Year)

**Assistant Coach:** David "Dickey" Nutt (2nd Year)

**Assistant Coach:** Kyle Smithpeters (2nd Year)

**Assistant Coach:** Ryan Sharbaugh (2nd Year)

**Assistant Coach:** Matt Cline (2nd Year)

**Director of Athletic Performance:** Sean Conaty (2nd Year)

**Chief of Staff/Dir. of Basketball Ops:** Chase Goldstein (2nd Year)

**Special Assistant to the Head Coach:** Matt Lottich (1st Year)

**Coordinator of Scouting & Analytics:** Dalon King (2nd Year)

**Athletic Trainer:** Chris Perrin (3rd Year)

## PHOTO ROSTER



**0** Jordan Butler  
Fr • F • 7-0 • 230  
Greenville, S.C.



**1** Kaleb Brown  
Jr • G • 6-7 • 245  
Huntsville, Ala.



**2** Tamar Bates  
Jr • G • 6-5 • 195  
Kansas City, Kan.



**4** Curt Lewis  
Jr • G • 6-5 • 215  
Louisville, Ky.



**5** John Tonje  
Gr • G • 6-6 • 215  
North Omaha, Neb.



**10** Nick Honor  
Gr • G • 5-10 • 200  
Orlando, Fla.



**11** Trent Pierce  
Fr • F • 6-10 • 210  
Tulsa, Okla.



**12** Jackson Francois  
So • G • 6-5 • 160  
Las Vegas, Nev.



**13** Jesus Carralero Martin  
Sr • F • 6-7 • 225  
Málaga, Spain



**14** Anthony Robinson II  
Fr • G • 6-2 • 175  
Tallahassee, Fla.




**15** Danny Stephens  
Fr • G • 6-6 • 210  
Bowen, Ill.



**23** Aidan Shaw  
So • F • 6-8 • 205  
Overland Park, Kan.



**31** Caleb Grill  
Gr • G • 6-3 • 215  
Wichita, Kan.



**33** JV Brown  
Fr • G • 6-5 • 195  
Los Angeles, Calif.



**35** Noah Carter  
Gr • F • 6-6 • 235  
Dubuque, Iowa



**45** Mabor Majak  
Sr • C • 7-2 • 245  
Juba, South Sudan



**55** Sean East II  
Gr • G • 6-3 • 180  
Louisville, Ky.



**75** Connor Vanover  
Gr • C • 7-5 • 230  
Little Rock, Ark.

## PRONUNCIATION GUIDE

Name	Pronunciation
Jesus Carralero Martin	HAY-zeus care-ah-LEAR-oh mar-TEEN
Jackson Francois	FRAN-swa
Mabor Majak	ma-BORE MA-jock
John Tonje	TAHN-jay

BY THE NUMBERS

Mizzou	Stats	Tennessee
72.2	Scoring	>>> 80.4
44.3	FG Pct	>>> 45.5
32.6	3FG Pct	>>> 34.6
78.3 <<<	FT Pct	74.8
31.4	Rebounds	>>> 38.6
12.8	Assists	>>> 17.4
11.4	Turnovers	>>> 10.1
74.5	Scoring Def.	>>> 67.2
43.9	FG% Def.	>>> 38.5
34.0	3FG% Def.	>>> 31.0
5.0 <<<	Blocks	4.7
7.8	Steals	>>> 8.0

SERIES FACTS & FIGURES

All-Time Series	Tennessee, 11-10
at Missouri	Tied, 5-5
at Tennessee	Tennessee, 5-4
Neutral Site	Tied, 1-1
Postseason	Missouri, 1-0
Current Streak	Missouri, 2
Last 10 Games	Tennessee, 6-4

Missouri Superlatives

Most Points	86, Two Times
Fewest Points Allowed	47, 12/20/62
Largest Win	27, 12/20/61

Tennessee Superlatives

Most Points	99, 12/21/74
Fewest Points Allowed	45, 3/8/14
Largest Win	27, 3/8/14

SERIES RESULTS

12/20/61	A	W, 86-61	2/18/17	A	L, 70-90
12/20/62	H	W, 54-47	1/17/18	H	W, 59-55
12/16/72	A	W, 67-57	1/8/19	H	L, 63-87
12/21/74	N	L, 77-99	2/5/19	A	L, 60-72
12/10/84	H	W, 70-61	1/7/20	H	L, 59-69
12/14/85	A	L, 54-67	12/30/20	H	L, 53-73
3/9/13	A	L, 62-64	1/23/21	A	W, 73-64
2/15/14	H	W, 75-70	2/22/22	H	L, 61-80
3/8/14	A	L, 45-72	2/11/23	A	W, 86-85
1/17/15	H	L, 51-59	3/10/23	N	W, 79-71
2/13/16	H	W, 75-64			

TIGERS vs VOLUNTEERS

No.	Player	GP	Pts	Reb	Asst	Other
0	Jordan Butler	0	--	--	--	--
1	Kaleb Brown	1	0.0	0.0	2.0	--
2	Tamar Bates	0	--	--	--	--
4	Curt Lewis	0	--	--	--	--
5	John Tonje	0	--	--	--	--
10	Nick Honor	2	5.5	2.0	2.5	50.0 3P%
11	Trent Pierce	0	--	--	--	--
12	Jackson Francois	0	--	--	--	--
13	Jesus Carralero Martin	0	--	--	--	--
14	Anthony Robinson II	0	--	--	--	--
15	Danny Stephens	0	--	--	--	--
23	Aidan Shaw	2	0.0	1.5	1.0	0.5 SPG
31	Caleb Grill	0	--	--	--	--
33	JV Brown	0	--	--	--	--
35	Noah Carter	2	6.5	3.0	2.5	44.4 FG%
45	Mabor Majak	1	1.0	1.0	0.0	1.0 BPG
55	Sean East II	2	10.0	1.0	3.0	1.5 SPG
75	Connor Vanover	1	12.0	7.0	0.0	1.0 BPG

PROMOTIONS

- The first 2,000 fans will receive throwback hats.

ABOUT THE TIGERS

- Missouri is 8-17 during the 2023-24 season with a 0-12 record in SEC action.
- The Tigers lost a close contest in their last game, falling at Ole Miss, 79-76.
- After missing the previous two contests with an injury, **Sean East II** returned at Ole Miss – tallying 25 points and six assists.
- Overall, East leads the Tigers with 16.0 points and 4.2 assists per game.
- Four Tigers score in double figures with **Tamar Bates** (14.0), **Noah Carter** (11.5) and **Nick Honor** (10.8) following East's lead.
- Carter also leads all active Mizzou players with 5.0 rebounds per game.
- The Tigers are scoring 72.2 points per game, while allowing 74.5.

ABOUT THE VOLUNTEERS

- Tennessee enters Tuesday's contest with a No. 5 nationally ranking in the AP and coaches polls.
- The Volunteers are 19-6 overall this season with a 9-3 mark in SEC play.
- UT has won its last two by an average of 32 points, coming off an 88-53 victory over Vanderbilt.
- Dalton Knecht leads UT with 20.1 points.
- Jonas Aidoo is second with 11.7 points to go with a team-leading 7.5 rebounds, while Zakai Zeigler adds 11.0 points a team-best 5.6 assists.
- The Volunteers average 80.4 points this season, while surrendering 67.2.

SERIES HISTORY

- In 21 all-time meetings, Tennessee holds a slight edge over the Tigers, 11-10. MU, however, won a pair of games last season over the Volunteers.
- The Tigers won at No. 6 Tennessee, 86-85, thanks to a buzzer-beating triple from DeAndre Gholston.
- MU added its second win at the SEC Tournament, defeating No. 17 UT, 79-71, with D'Moi Hodge scoring 26 points and Kobe Brown adding 24 – advancing to its first-ever SEC semifinal.
- Overall, the road team has won the last five meetings in the series.

TOP-FIVE OPPONENTS

- With No. 5 Tennessee visiting Mizzou Arena, it presents an opportunity for the Tigers.
- MU owns a 23-90 all-time record versus top-five opponents, including a 14-29 mark in Columbia.
- Mizzou has lost the last 12 versus top-five schools with its most recent win in 2013 versus Florida.
- The good news for Mizzou is that it has won the last two times it has faced a top-10 Tennessee team (2021 and 2023).

TOP PASSER AND SCORER

- Graduate guard **Sean East II** can beat you in a number of ways.
- East currently leads the Tigers with 16.0 points and 4.2 assists per game.
- East is aiming to be the sixth player in MU history to average 15.0 points and 4.0 assists in a season.

15.0 PPG & 4.0 APG	Year	PPG	APG
Scott Sims	1976-77	15.9	4.9
Larry Drew	1978-79	15.2	4.3
Anthony Peeler	1989-90	16.8	5.8
Anthony Peeler	1990-91	19.4	5.0
Melvin Booker	1993-94	18.1	4.5
Steffon Hannah	2006-07	15.4	4.6
Sean East II	2023-24	16.0	4.2

- East is one of just three players in the SEC to rank in the top 10 in both points and assists, placing ninth in points and third in assists.

WELCOME RETURN

- The team's leader in scoring and assists, it was a welcome return for **Sean East II** on Saturday.
- The guard chipped in 25 points and six assists versus the Rebels. His 25 points are his most in a Mizzou uniform and his most since scoring 26 as a member of the UMass program in 2019.
- Additionally, it marked the fourth time this season that East has tallied at least 20 points and six assists in a game
- East is one of 22 nationally to do so and the first Tiger since Melvin Booker in 1993-94.

BATES LEADS TIGERS IN SEC PLAY

- Junior **Tamar Bates** has been especially strong since conference play started.
- Bates leads MU with 18.4 points in 12 SEC games – the second-highest average by a Tiger in league play since joining the conference in 2012.

Mizzou's SEC Leaders	Year	PPG
1. Jabari Brown	2013-14	20.7
2. <b>Tamar Bates</b>	<b>2023-24</b>	<b>18.4</b>
3. Kassius Robertson	2017-18	17.5
4. Jordan Clarkson	2013-14	17.2
5. Kobe Brown	2022-23	16.7

- Overall, Bates ranks fifth in SEC games only in scoring (18.4), fifth in field goal percentage (51.6) and third in free-throw percentage (92.0).

NEW INSIDE PRESENCE

- The Tigers received a nice boost from two of its forwards on Saturday.
- Sophomore **Aidan Shaw** and freshman **Jordan Butler** both tallied 10 points versus the Rebels.
- It marked the third time Shaw reached double figures in his career, while Butler hit the mark for the first time in his career.
- In fact, Butler doubled his previous career high in points, accomplished twice in non conference.
- Overall, Mizzou outscored the Rebels, 30-20, in the paint on Saturday – its third-largest margin in SEC play this season.

QUICK FACTS

BASIC INFORMATION

Location	Columbia, Mo.
Founded	1839
Enrollment	30,667
Nickname	Tigers
Colors	Black & Gold
Mascot	Truman the Tiger
Conference	Southeastern Conference
Chancellor	Mun Choi
Interim Director of Athletics	Marcy Girtton
Faculty Athletic Rep	Pamela Bruzina
Official Website	MUTigers.com

HOME ARENA

Arena	Mizzou Arena
Court	Norm Stewart Court
Capacity	15,061
Opened	2004

TEAM INFORMATION

2022-23 Final Record	25-10 (.714)
SEC Record/Finish	11-7 / t-4th
SEC Tournament	1-1
Postseason	NCAA Second Round
Lettermen Returning/Lost	7/8
Starters Returning/Lost	2/3
Newcomers	11
Social Media	@MizzouHoops

MISSOURI HISTORY

First Season	1906-07
All-Time Record *	1,691 - 1,238 (.577)
All-Time SEC Record *	65 - 134 (.327)
Conference Regular-Season Titles	15
	1918, 1920, 1921, 1922, 1930, 1939, 1940, 1976, 1980, 1981, 1982, 1983, 1987, 1990, 1994
Conference Tournament Titles	Eight
	1978, 1982, 1987, 1989, 1991, 1993, 2009, 2012
NCAA Tournaments *	29
	1944, 1976, 1978, 1980, 1981, 1982, 1983, 1986, 1987, 1988, 1989, 1990, 1992, 1993, 1994*, 1995, 1999, 2000, 2001, 2002, 2003, 2009, 2010, 2011, 2012, 2013, 2018, 2021, 2023

\* - record reflects 23 vacated wins from the 2013-14 season (nine SEC victories) and three vacated tournament wins from 1993-94 season

INJURY UPDATE

- The Tigers have dealt with a number of injuries throughout the 2023-24 campaign.
- Eight Mizzou players have missed at least two games this season due to injury or illness.
- Tigers that missed the team's most recent game include **Kaleb Brown** (stress reaction, out for season), **Caleb Grill** (wrist), **Trent Pierce** (illness), **Danny Stephens** (foot, out for season) and **John Tonje** (foot, out for season).
- The Tigers owned a 7-2 record with Grill in the lineup but are 1-15 without him.

BENCH DEPTH

- Because of its injuries, the MU's depth and bench has been the biggest reason for its recent slide.
- In their 12 SEC games, the Tigers starters have played their opponents nearly even – being outscored by less than two points, 57.5 to 55.8.
- However, the team's bench has been outscored in 11-of-12 league contests and by a 245-140 total (average of 20.4 to 11.7).

Starters vs. Bench	Mizzou	Opponents
Starters Points Per Game	55.8	57.5
Field Goal Pct.	45.1	46.6
3-Point Pct.	32.8	35.4
Bench Points Per Game	11.7	20.4
Field Goal Pct.	35.3	41.4
3-Point Pct.	21.2	38.7

- In its 12 SEC games, only four times has a bench player reached double-digit scoring for MU.

1-2 PUNCH

- Guards **Tamar Bates** and **Sean East II** are a strong 1-2 punch for the Tigers this season.
- The duo has combined to score 33.1 points per game in SEC play – the second-highest total by a pair of Tigers since joining the conference and the highest since 2013-14.

Top Mizzou Duos in SEC Play			
1. 2013-14	Jabari Brown (20.7)	Jordan Clarkson (17.2)	37.9
2. 2023-24	Tamar Bates (18.4)	Sean East II (14.7)	33.1
3. 2017-18	Kassius Robertson (17.5)	Jordan Barnett (13.6)	31.1

BATES DOUBLES UP IN SECOND HALF

- Junior **Tamar Bates** has increased his output the second half of the season.
- Bates has scored in double digits in the last 15 games, tallying 18.5 points during the stretch – an increase of 11.4 from the year's first 10 contests.
- The junior guard's 15-straight games of at least 10 points is the longest streak by a Tiger since Jabari Brown had a 31-game run in 2013-14.

Tamar Bates	First 10 Gms	Last 15 Gms
Points Per Game	7.1	18.5
Field Goal Pct.	46.2	53.7
3-Point Pct.	42.9	40.9
Free-Throw Pct.	87.5	93.5
Shots Per Game	5.2	12.5

- Bates was fifth on MU in scoring when his run started and is now second at 14.0 points.

50/40/90

- Shooting efficiency is the key to success for junior **Tamar Bates** in 2023-24.
- Bates owns career-best marks with a 52.1 field goal percentage, 41.5 3-point percentage and 92.3 free-throw percentage.
- In fact, Bates is one of only two players in the country shooting 50 percent from the field, 40 percent from three and 90 percent from the free-throw line in 2023-24 (Princeton's Matt Allocco is the other).
- Bates is also on target to become the first Tiger in school history to join the 50-40-90 club.

THREE POINTS OF DIFFERENCE

- The deep looks have not gone in for the Tigers as of late, leading to their 0-11 conference start.
- In the last 14 games, Mizzou has made just 29.1 percent of its 3-point shots – a decrease of more than seven percent from the first 11 games.

3-Point Shooting	First 11 Gms	Last 14 Gms
Mizzou Record	7-4	1-13
3-Point Pct.	36.2	29.1
3-Pointers Per Game	9.6	6.0

TOP 3-POINT THREATS

- While MU has struggled as a team from the 3-point line, the Tigers still feature a strong collective of shooters from beyond the arc.
- **Sean East II** leads MU at 46.7 percent, followed by **Tamar Bates** (41.5) and **Nick Honor** (40.6).
- It marks the first time in its history that Mizzou has three players shooting 40-plus percent from three-point range (minimum 1.0 make per game).

HONOR LEADS 3-POINT CHARGE

- Graduate **Nick Honor** has led the charge for the Tigers from beyond the 3-point arc this season, making 58 triples with his 40.6 percent clip.
- Honor has started to click as of late in SEC play, making 24-of-55 during the last nine games – 2.67 per game and 43.6 percent.
- Honor has made multiple triples in each of the last nine games, the second-longest streak by a Tiger in SEC play – topped only by Kassius Robertson (12 in 2017-18).
- Overall, Honor ranks sixth in the SEC and 139th nationally with 2.32 triples per game, while placing fourth on Mizzou with 10.8 points.

A TURN IN TURNOVERS

- One stat MU could always rely on was winning the turnover battle but that tide has turned recently.
- In the first 53 games under Coach Gates, Mizzou committed fewer turnovers than its foe in 47-of-53 games (more five times and tying once).
- However, MU has committed more turnovers in five of the last seven games, being outscored 110-76 in points off turnovers.

## SPECIALTY STATS

Opp.	Off To	Paint	2nd Ch	Fast Br	Bench
UAPB	17	44	6	18	32
Memphis	6	20	3	7	17
SIUE	8	24	6	8	17
Minnesota	15	36	5	18	26
Jackson St	17	32	12	16	35
S Carolina St	17	36	18	6	29
Loyola	28	26	15	13	21
Pittsburgh	9	30	11	5	21
Wichita St	20	24	8	7	32
Kansas	9	28	0	5	11
Seton Hall	16	30	7	17	26
Illinois	12	40	11	4	21
Central Ark	32	46	23	13	30
Georgia	14	36	15	6	3
Kentucky	4	24	6	15	10
S Carolina	15	36	15	3	14
Alabama	13	26	7	6	17
Florida	10	18	2	4	7
Texas A&M	5	20	7	8	13
S Carolina	12	40	4	18	15
Arkansas	15	30	17	16	28
Vanderbilt	12	28	13	9	4
Texas A&M	9	26	5	8	5
Mississippi St	4	26	8	4	10
Ole Miss	19	30	9	2	14
TOTAL	338	756	233	236	458
Avg	13.5	30.2	9.3	9.4	18.3

## LARGEST LEADS & DEFICITS

Victory .....	33, vs. Central Arkansas, 12/30
Defeat.....	24, 2x (last vs. Mississippi State, 2/10)
Lead .....	36, vs. Central Arkansas, 12/30
Lead Blown.....	14, vs. Memphis, 11/10
Lead in Loss.....	14, vs. Memphis, 11/10
Halftime Lead .....	17, vs. Ark-Pine Bluff, 11/6
Halftime Lead Blown .....	7, vs. Memphis, 11/10
Halftime Lead in Loss.....	7, vs. Memphis, 11/10
Deficit .....	30, vs. Illinois, 12/22
Deficit Overcome .....	20, at Minnesota, 11/16
Deficit in Win.....	20, at Minnesota, 11/16
Halftime Deficit .....	25, vs. Illinois, 12/22
Halftime Deficit Overcome.....	10, at S Carolina, 1/27
Halftime Deficit in Win.....	6, at Minnesota, 11/16

## ACTIVE CAREER LEADERS

Games Played .....	Nick Honor .....	149
Games Started .....	Nick Honor .....	127
Minutes .....	Nick Honor .....	4,378
Points.....	Noah Carter .....	1,491
3-Pointers .....	Nick Honor .....	260
Rebounds.....	Noah Carter .....	582
Assists.....	Sean East II .....	426
Blocks .....	Connor Vanover .....	221
Steals .....	Nick Honor .....	162
Field Goal Pct.....	Aidan Shaw .....	63.0
3-Point Pct. ....	John Tonje .....	37.1
FT Pct.....	Tamar Bates .....	90.7

Free-Throw Success		
•	When the Tigers get to the free-throw line, they are largely able to take advantage.	
•	Mizzou ranks 10th nationally by making 78.3 percent of its attempts from the charity stripe.	
•	Additionally, the team's clip ranks as the best mark in school history.	
Mizzou Free-Throw Percentage Record		
1. 2023-24	78.3	3. 2011-12 76.6
2. 2019-20	78.0	4. 2022-23 75.8

Bates No. 6 in Free Throws		
•	Junior <b>Tamar Bates</b> has led the charge from the charity stripe.	
•	Bates currently ranks first in the SEC and sixth in the nation by making 92.3 percent from the free-throw line (72-78).	
•	Additionally, Bates' mark is the top in school history, ahead of the current school record of 90.5, held by Brian Grawer (1999-00).	
Mizzou Free-Throw Record		
	FTM-FTA	Pct.
1. Tamar Bates	2023-24 72- 78	92.3
2. Brian Grawer	1999-00 67- 74	90.5
3. Dru Smith	2019-20 123-138	89.9

East Also Shines from the Line		
•	Graduate guard <b>Sean East II</b> has also excelled from the charity stripe this season, coming off the best game from a Tiger in years.	
•	East went a perfect 12-for-12 from the free-throw line at Ole Miss on Saturday – the most makes without a miss by any player in an SEC game since 2020 (Arkansas' Joe Isaiah) and the most by a Tiger since Linas Kleiza in 2005 (13-13).	
•	Overall, East ranks first in the conference in SEC play by making 95.0 percent from the free-throw line (38-40).	

Mabor Magic		
•	Senior <b>Mabor Majak</b> has seen an increase in minutes as of late, contributing on the boards.	
•	In the last five games, Majak has totaled four points, 14 rebounds and two blocks in 65 minutes of action.	
•	In his first 20 games as a Tiger over the last season and a half, he had one point and five rebounds.	

Charity Stripe Differential		
•	One area that has hurt the Tigers this season is at the free-throw line.	
•	Mizzou ranks last in the SEC in both free throws per game (16.96) and free throws allowed (22.60).	
•	In fact, MU places 294th nationally (of 362 teams) in free throws and 322nd in free throws allowed.	
•	Overall, the Tigers are 349th nationally and last among Power 6 schools with 5.64 fewer free throws per game than its opponent.	
•	On 11 occasions this year, MU's opponent	

has made more free throws than the Tigers attempted.	
•	Mizzou has not attempted more free throws in a game since Dec. 30 versus Central Arkansas.

Strong Defensive Showing		
•	On Jan. 23 at Texas A&M, MU put together one of its top defensive games since joining the SEC.	
•	For just the sixth time in SEC regular-season play, the Tigers held a team to under 30 percent shooting as the 28.8 percent clip is the fifth-best mark in its SEC history.	
FG Pct. Defense (SEC)	Date	FGM-FGA Pct.
1. at Mississippi State	2/13/13	11-46 23.9
2. at Georgia	3/6/19	13-51 25.5
3. at Texas A&M	1/19/19	13-50 26.0
4. at Arkansas	1/2/21	19-71 26.8
5. at Texas A&M	1/23/24	15-52 28.8
6. vs. Alabama	1/18/14	14-48 29.2
•	The 63 points allowed by Mizzou are its fewest in an SEC game this season and tied for the fewest in 26 conference games under Coach Gates.	

Block Party		
•	The Tigers are one of the nation's top teams in rejections this season.	
•	MU ranks 23rd nationally with 5.0 blocks per game.	
•	It is one of the team's biggest improvements from last year as Mizzou averaged just 2.7 in 2022-23.	
•	On Nov. 22, the Tigers set a new school record with 12 blocks against South Carolina State, topping the previous school standard of 11 that was set three times and most recently in 2015.	
•	<b>Aidan Shaw</b> leads MU and ranks 162nd nationally (10th in the SEC) with 1.20 per game.	

Most Improved Award		
•	Two Tigers rank among the most improved in the SEC this season.	
•	<b>Sean East II</b> has increased his scoring by 8.7 points this season – the most in the SEC – while <b>Tamar Bates</b> is third by increasing his average by 7.9 points.	
Highest Scoring Increase (SEC)	22-23	23-24 Inc.
1. Sean East II Missouri	7.3	16.0 +8.7
2. Mark Sears Alabama	12.5	20.6 +8.1
3. Tamar Bates Missouri	6.1	14.0 +7.9
4. Tramon Mark Arkansas	10.1	16.8 +6.7
5. Jonas Aidoo Tennessee	5.1	11.7 +6.6

The Shooting Touch		
•	The key behind the strong campaign from <b>Sean East II</b> is his shooting touch.	
•	East has made 51.6 percent of his attempts this year, including 46.7 percent from beyond the 3-point arc (28-60).	
•	Last season, East connected on 22.1 percent of his 3-point attempts and it took to his 11th game to surpass his total of 15 made triples from 35 games last season.	
•	East is 83rd in the nation and fifth in the SEC with his 52.1 field goal percentage.	

Statistic Rankings			
Team	Stat	SEC	NCAA
<b>Scoring Offense</b>			
Field Goal Pct.	72.2	12th	229th
Effective Field Goal Pct.	44.3	10th	203rd
3-Point FG Per Game	50.8	10th	185th
3-Point Pct.	7.6	10th	164th
Free Throw Pct.	32.6	10th	240th
Offensive Rebounds	78.3	2nd	10th
Assists	9.0	13th	282nd
Turnovers Per Game	12.8	9th	209th
Fastbreak Points	11.4	8th	121st
Bench Points	9.4	10th	204th
	18.3	13th	215th
<b>Scoring Defense</b>			
Field Goal Pct. Def.	74.5	10th	251st
3-Point Pct. Def.	43.9	12th	192nd
Defensive Rebounds	34.0	11th	221st
Blocks	22.4	14th	332nd
Steals	5.0	6th	23rd
Turnovers Forced	7.8	6th	70th
	13.1	4th	94th
<b>Scoring Margin</b>			
Rebounds Per Game	-2.3	12th	272nd
Rebound Margin	31.4	14th	337th
Assist-Turnover Ratio	-6.0	14th	337th
Turnover Margin	1.13	9th	162nd
Fouls Per Game	+1.7	5th	79th
	19.2	13th	314th
<b>Individual</b>			
<b>Points Per Game</b>			
Sean East II	Stat	SEC	NCAA
	16.0	9th	172nd
<b>Field Goal Percentage</b>			
Sean East II	52.1	4th	83rd
Tamar Bates	52.1	5th	84th
<b>3-Point Field Goals Per Game</b>			
Nick Honor	2.32	6th	139th
<b>Free Throw Percentage</b>			
Tamar Bates	92.3	1st	6th
Sean East II	86.6	4th	57th
<b>Assists Per Game</b>			
Sean East II	4.2	3rd	119th
<b>Blocks Per Game</b>			
Aidan Shaw	1.20	10th	162nd

as of Feb. 18

SEC STANDINGS									
School	SEC			Overall			Home	Away	Neutral
	W	L	Pct.	W	L	Pct.			
Alabama	10	2	.833	18	7	.720	12-1	4-3	2-3
Tennessee	9	3	.750	19	6	.760	12-1	5-3	2-2
South Carolina	9	4	.692	21	5	.808	13-2	5-3	3-0
Auburn	9	4	.692	20	6	.769	13-1	3-4	4-1
Florida	8	4	.667	18	7	.720	11-1	3-4	4-2
Kentucky	8	4	.667	18	7	.720	11-4	5-2	2-1
Ole Miss	6	6	.500	19	6	.760	14-1	3-5	2-0
Mississippi State	6	6	.500	17	8	.680	10-2	1-6	6-0
Texas A&M	6	6	.500	16	9	.600	9-3	4-5	2-2
LSU	5	7	.417	13	12	.520	9-4	2-6	2-2
Georgia	4	8	.333	14	11	.560	11-4	3-4	0-3
Arkansas	3	9	.250	12	13	.480	10-5	1-5	1-3
Vanderbilt	2	10	.167	7	18	.280	7-8	0-7	0-3
Missouri	0	12	.000	8	17	.320	6-8	2-7	0-2

LEADING FROM THE START

- The signs were there from the beginning that **Sean East II** would have a strong season.
- East led MU in scoring in each of the first three games – the first Tiger to do so since 2013-14 – and capped his early-season run with the game-winner with 9.9 seconds left at Minnesota.
- Overall, East has led Mizzou in scoring 12 times this year – he did so twice in 35 games in his first year at Mizzou.

DOUBLE-DIGIT OPTIONS

- With **Tamar Bates'** hot stretch of late, MU now features four players averaging at least 10 points.
- Joining Bates (14.0 ppg) is **Sean East II** (16.0), **Noah Cater** (11.5) and **Nick Honor** (10.8).
- Mizzou has not finished a season with four players averaging in double figures since five did so during the 2012-13 campaign.
- Overall, 11 different Tigers have scored at least 10 points in a game this season – most by MU since the 2017-18 team also had 11.

RECORD-SETTING PERFORMANCE

- On Jan. 20, **Tamar Bates** had one of the best performances by a Tiger in an SEC game.
- Bates set two MU records in SEC play with his 36 points and 13 made field goals versus Florida.

MU's SEC Records	Opponent	Pts	Date
1. <b>Tamar Bates</b>	vs. Florida	36	1/20/24
2. Jabari Brown	vs. Kentucky	33	2/1/14
MU's SEC Records	Opponent	FGM	Date
1. <b>Tamar Bates</b>	vs. Florida	13	1/20/24
2. Laurence Bowers	vs. LSU	10	3/2/13
Amari Davis	at Ole Miss	10	1/18/22

- Overall, Bates' 36 points are the most by a Tiger in a regulation game since Arthur Johnson tallied 37 versus Kansas in 2004.
- Bates is also the first Tiger to score more than half of the team's points in a game since Derrick Chievous had 33 in a 64-63 setback at Cal in 1986.

STAT FILLER

- Senior **Jesus Carralero Martin** is capable of doing it all with the Tigers.
- On Jan. 16, he scored in double figures for the first time at MU with 10 points at Alabama.
- Additionally, Carralero Martin has also posted highs of seven boards, six assists, four steals and three blocks this season – the only Tiger to reach all of those marks.

EARLY STEALS LEADER

- **Anthony Robinson II** continues to make a strong first impression as a rookie.
- Robinson leads MU with 32 steals and adds 3.8 points, 1.9 boards and 24 total assists.
- He is aiming to be the first freshman to lead MU in steals since Terrence Phillips in 2015-16.
- The rookie also scored in double figures in back-to-back games on Nov. 22 and Nov. 25 – the first MU rookie to do so since Kobe Brown in 2019-20.

EARLY-SEASON GAINS

- The Tigers put together some resume bullet points early in the season before their injuries.
- Missouri is the only SEC school with two road victories over power-conference schools after wins at Minnesota and Pittsburgh.
- In fact, it marks the first time since 2003-04 that Missouri has two road wins in non-conference play and first time since 1991-92 with two over power-conference foes.

NEW FACES

- One challenge the Tigers face in the 2023-24 season is introducing a number of new faces.
- The Tigers welcomed 11 newcomers to the roster this season.
- The nine newcomers that have played so far are currently combining to average 31.2 points, 14.4 rebounds, 5.1 assists, 4.4 steals and 2.6 blocks.

MIZZOU RECORD WHEN...			
	2023-24	Gates Era	Streak
Overall	8-17	33-27	L12
Home	6-8	22-11	L6
Road	2-7	7-12	L7
Neutral	0-2	4-4	L3
SEC Games	0-12	11-19	L12
Home	0-6	7-8	L6
Road	0-6	4-11	L6
Non-Conference	8-6	22-9	L1
Home	6-3	15-4	L1
Road	2-1	3-1	L1
Neutral	0-2	4-4	L3
vs. Ranked Teams	0-3	6-7	L4
vs. Unranked Teams	8-12	27-18	L9
November	6-2	14-2	W3
December	2-3	6-4	W1
January	0-8	4-12	L8
February	0-4	5-7	L4
March	--	4-2	L1
Monday	2-0	3-0	W4
Tuesday	1-3	6-4	L3
Wednesday	1-2	6-5	L2
Thursday	1-0	3-0	W3
Friday	0-2	2-2	L2
Saturday	2-8	9-15	L7
Sunday	1-2	4-2	L1
Leading at Halftime	6-4	23-5	L2
Trailing at Halftime	2-13	8-21	L13
Tied at Halftime	--	2-1	L1
Leading w/ 5:00 Left	7-2	27-2	L1
Trailing/Tied w/ 5:00 Left	1-15	6-25	L14
Overtime	0-1	2-1	L1
Decided by 1-5 points	1-3	9-3	L3
Decided by 6-10 points	3-6	9-9	L6
Decided by 11+ points	4-7	15-14	L5
Scoring 100+ Points	1-0	3-0	W47
Scoring 90-99	1-0	5-0	W21
Scoring 80-89	2-2	15-2	L2
Scoring 70-79	3-5	7-5	L4
Scoring 60-69	1-7	3-15	L7
Scoring 59 or less	0-3	0-5	L16
Opponent scores 100+	--	--	L7
Opp. Scores 90-99	0-5	1-6	L6
Opp. Scores 80-89	--	6-3	L1
Opp. Scores 70-79	3-10	12-14	L8
Opp. Scores 60-69	2-2	9-4	L2
Opp. Scores 59 or less	3-0	5-0	W5
Missouri FG% ≥ 50.0	3-0	18-0	W21
Opp. FG% ≥ 50.0	0-4	4-6	L4
Missouri FG% < 40.0	0-5	0-11	L21
Opp. FG% < 40.0	4-1	9-2	L1
MU Outshoots Opp.	8-5	27-5	L4
Opp. Outshoots MU	0-12	6-22	L17
Attempts More FTs	3-1	14-2	W3
Attempts Fewer FTs	5-14	18-23	L13
FTs Even	0-2	1-2	L2
Outrebounds Opp.	5-2	7-2	L1
Outrebounded	3-15	24-25	L14
Rebounds Equal	--	2-0	W2
Commits Fewer Turnovers	8-10	32-17	L7
Commits More Turnovers	0-7	0-10	L11
Turnovers Even	--	1-0	W1
Commits Fewer Fouls	4-3	16-4	L2
Commits More Fouls	4-13	17-20	L10
Fouls Even	0-1	0-3	L3

TIGERS SIGN NATION'S NO. 4 CLASS

- Mizzou made a splash on Nov. 8 by signing the nation's fourth-ranked freshman class.
- MU officially welcomed **Marcus Allen, T.O. Barrett, Annor Boateng, Trent Burns** and **Peyton Marshall** to the program – all top-100 commits.
- The No. 4 class matches the highest in school history, tying the mark of No. 4 in 2017.

BATES SHINES IN MIZZOU DEBUT

- Tamar Bates** made a strong first impression.
- A transfer from Indiana, Bates scored 18 points in his first game with the Tigers, including a run of 10-straight for MU which turned a nine-point lead to a 17-point halftime advantage.
- Bates' 18 points are the most by a Tiger in his Mizzou debut since Mark Smith tallied 19 to open the 2018-19 campaign.

MIZZOU RALLIES FOR VICTORY

- MU tallied its first power-conference win of the year at Minnesota thanks to a late second-half rally.
- Trailing by 20 points with just over 11 minutes remaining, Mizzou finished the game on a 31-9 run for a 70-68 win – capped by a **Sean East II** and-one with 9.9 seconds remaining.

at Minnesota	First 29 Mins	Last 11 Mins
Score	39-59	31-9
Mizzou FG%	39.5	55.0
Minnesota FG%	45.7	25.0
Mizzou Turnovers	8	0
Minnesota Turnovers	10	6

- It ties Missouri's largest rally since joining the SEC – also coming from 20 down to defeat Georgia in 2020 – and largest by Mizzou in at least 25 years.

2022-23 NOTABLES

- MU made the debut season under **Dennis Gates** a memorable one.
- Tied for fourth, MU matched its best SEC finish since joining the conference in 2012-13.
- Mizzou then advanced to the SEC Semifinals for the first time in program history, defeating No. 17/19 Tennessee in the quarterfinals.
- The Tigers capped the season with their first NCAA Tournament victory in 13 years with a 76-65 first-round win over Utah State.
- Overall, MU's 25 wins were its most in 11 seasons.

BEST SINCE...

- Overall, the Tigers posted some of their best numbers in years one season ago.
- In six different statistical categories, Mizzou posted its best numbers in over 10 years.

Best Since	2022-23	Best Since
Scoring Offense	78.9	2011-12 80.4
Field Goal Pct.	47.2	2011-12 50.4
2-Point Pct.	55.8	2011-12 57.0
Assists Per Game	16.0	2011-12 16.2
Turnovers Per Game	11.1	2011-12 10.2
Steals Per Game	10.2	2009-10 10.9

TOP 3-POINT WEAPON

- It's no surprise **Nick Honor** is off to a strong start beyond the arc as he is one of the top returning shooters in the country.
- Honor made 39.9 percent of his 3-point attempts last season and is the top returning shooter in the SEC (minimum 40 makes).

Returning SEC Leaders	3PM	3PA	3P%
1. Nick Honor (MIZ)	55	138	39.86
2. Will Richard (FLA)	51	128	39.84
3. Antonio Reeves (UK)	80	201	39.80

- Overall, Honor ranks 46th nationally among active players with 260 career made 3-pointers.

EXPERIENCED ROSTER

- A veteran roster will take on the challenges of the 2023-24 campaign for Mizzou.
- The average age of the Tigers' roster this season is 21.2 years old.
- MU ranks 18th nationally with 2.90 average years of experience with seven players in their fifth year.
- Overall, the Tigers boast 1,284 games of Division I experience with 591 games started.

1,000-POINT CLUB

- Four Tigers have reached the 1,000-point club for their career with **Sean East II** joining the club on Jan. 6 versus Georgia.

Mizzou Active Scoring Leaders			
1. Noah Carter	1,491	4. John Tonje	1,072
2. Nick Honor	1,486	5. Connor Vanover	960
3. Sean East II	1,129	6. Caleb Grill	846

- The Tigers are currently 1-of-26 schools to feature four 1,000-point active scorers.

NEWCOMER RANKS

- The Tigers welcome 11 highly-ranked newcomers to campus this season.
- Mizzou added a top-10 transfer class to its roster, placing No. 3 by On3 and No. 6 by EvanMiya.
- MU also welcomes a top-30 freshman class with its Class of 2023 ranked No. 23 by Rivals and No. 27 by 247Sports.

NO. 1 JUNIOR COLLEGE PLAYERS

- Mizzou is making it a habit to bring the No. 1 junior college player to campus.
- For the second-straight year, the NJCAA Player of the Year has joined MU with **Curt Lewis** earning the honor in 2023 after **Sean East II** did so in 2022.
- Lewis led John A. Logan to its first national title last season, averaging 14.3 points and shooting 48.3 percent from 3-point range.

TIGER RADIO NETWORK		
City	Call Letters	Station
Ava	KKOZ	92.1 FM
Ava	KKOZ	1430 AM
Bethany	KAAN	95.5 FM
Cameron	KMRN	99.3 FM
Cameron	KMRN	1360 AM
Cape Girardeau	KGIR	93.5 FM
Cape Girardeau	KGIR	1220 AM
Caruthersville	KCRV	105.1 FM
Columbia	KCMQ	96.7 FM
Columbia	KTGR	105.1 FM
Columbia	KTGR	1580 AM
Farmington	KREI	800 AM
Festus	KJFF	1400 AM
Hannibal	KHMO	1070 AM
Houston	KBTC	105.7 FM
Houston	KBTC	1250 AM
Joplin	WMBH	101.3 FM
Joplin	WMBH	1560 AM
Kansas City	KMBZ	980 AM
Kennett	KMIS	1050 AM
Kirksville	KTUF	93.7 FM
Marceline	KDWD	99.1 FM
Marshall	KMMO	102.9 FM
Marshall	KMMO	1300 AM
Mexico	KXEO	1340 AM
Moberly	KWIX	1230 AM
Monett	KRMO	990 AM
Monroe City	KWBZ	107.5 FM
Nevada	KNEM	1240 AM
Nevada	KNMO	97.5 FM
Poplar Bluff	KLID	1340 AM
Rolla	KDAA	103.1 FM
Salem	KSMO	1340 AM
Sedalia	KSIS	1050 AM
Springfield	KBFL	96.9 FM
Springfield	KBFL	1060 AM
St. Louis	KTRS	550 AM
Sullivan	KTUI	102.1 FM
Trenton	KTTN	92.3 FM
Troy	KYRO	1280 AM
Versailles	KTKS	95.1 FM
West Plains	KSPQ	93.9 FM

GATES BY THE NUMBERS

- Dennis Gates enjoyed a great debut season with the Tigers in 2022-23 with his 25 wins – the second-most by a first-year MU coach.
- | Wins in MU Debut Season | Season  | Wins |
|-------------------------|---------|------|
| 1. Frank Haith          | 2011-12 | 30   |
| 2. Dennis Gates         | 2022-23 | 25   |
| 3. Cuonzo Martin        | 2017-18 | 20   |
- In fact, his 25 wins are also the fifth-most by a first-year SEC coach in conference history.
- | SEC First-Year Coach (All-Time) | Season  | Wins |
|---------------------------------|---------|------|
| 1. Tubby Smith, Kentucky        | 1997-98 | 35   |
| John Calipari, Kentucky         | 2009-10 | 35   |
| 3. Eddie Sutton, Kentucky       | 1985-86 | 32   |
| 4. Trent Johnson, LSU           | 2008-09 | 27   |
| 5. Dennis Gates, Missouri       | 2022-23 | 25   |

BUILDING A STAFF

- Dennis Gates has built a staff that includes multiple years of head-coaching experience.
- Three assistants have enjoyed time leading a college program: **Charlton "C.Y." Young** (Georgia Southern, 2009-13), **David "Dickey" Nutt** (Arkansas State, 1995-08; Southeast Missouri, 2009-15) and **Kyle Smithpeters** (John A. Logan CC, 2012-22).
- Additionally, special assistant to the head coach **Matt Lottich** joins the roster after spending the last seven years leading Valparaiso.

CAN'T TEACH HEIGHT

- The Tigers feature a lot of height in 2023-24.
- With **Connor Vanover** (7-5), **Mabor Majak** (7-2) and **Jordan Butler** (7-0), Mizzou is one of just five schools in the nation to feature three seven-footers on its roster – joining Arizona (4), Duke (3), Oregon State (3) and Santa Clara (3).
- Additionally, Vanover is the tallest player in school history and tied with Ole Miss' Jamarion Sharp for the tallest in the NCAA this season.
- Last year, Vanover had more blocks individually (110) than Mizzou did as a team (95).

INTERNATIONAL DUTY

- Graduate guard **John Tonje** spent his summer helping the Cameroon National Team advance in the Olympic Qualifying Tournament.
- In the final of the Pre-Qualifying Tournament in Nigeria, Tonje and Cameroon defeated Senegal, 80-74, to advance to final rounds of qualifying.
- Four of the 24 teams left in qualifying advance to Paris 2024 with the tournament set for July 2024.

WHERE ARE THEY NOW?

- A number of 2022-23 Tigers have continued their basketball career at the professional level.
- Kobe Brown** was a first-round draft pick of the Clippers, while **D'Moi Hodge** signed as a rookie free agent with the Lakers and is now playing for Rip City in the G-League.

- In addition, **Isiah Mosley** was selected eighth overall in the G-League Draft and is playing for the Wisconsin Herd.
- DeAndre Gholston** is also playing in Hungary.

TIGERS IN THE NBA

- Overall, 12 former Tigers are currently in the NBA.
- In addition to **Kobe Brown** and **D'Moi Hodge**, Mizzou is represented by **Jordan Clarkson** (Jazz), **Jontay Porter** (Raptors), **Michael Porter Jr.** (Nuggets) and **Dru Smith** (Heat).
- In the front office, former Tigers include **Josh Kroenke** (Nuggets President), **Quin Snyder** (Hawks coach), **DeMarre Carroll** (Lakers assistant), **Larry Drew** (Clippers assistant), **Phil Pressey** (Celtics assistant) and **Jarrett Sutton** (Pelicans scout).

OH CAPTAIN! MY CAPTAIN!

- Four Tigers are set to serve as team captains during the 2023-24 campaign.
- Nick Honor** will serve as a team captain for the second-straight season, while **Noah Carter**, **Sean East II** and **Mabor Majak** are first-year leaders.

MU SLATED NINTH IN SEC POLL

- Missouri was slated to finish ninth in the SEC this season, as voted on by the league's media.
- Tennessee was picked first in the preseason rankings, followed by Texas A&M, Arkansas, Kentucky and Alabama in the top five.
- Last season, the Tigers were slated to finish 11th before their eventual fourth-place finish.

EIGHT CORE VALUES

- One goal of Coach Gates in building a program is to instill eight core values in the student-athletes that they carry into the classroom, on the court and into the community.
- The eight core values are: friendship, love, accountability, trust, discipline, unselfishness, enthusiasm and toughness.

TOP OF THE CLASS

- The Tigers have excelled in the classroom under Dennis Gates.
- Mizzou posted a 3.36 grade point average during the fall semester – the second-highest recorded GPA during program history.
- Last year, eight Tigers were selected to the NABC Honors Court – the second-most nationally.

RENOVATED MIZZOU ARENA

- Mizzou Arena has a new look to it this season.
- New features inside the arena that opened in 2004 include new black seats to replace the original gold seating, a new scoreboard that is 50 percent bigger than previous one (four displays of 16.5' wide and 24.5' tall) and an updated lighting system that will enhance fan experience.

AP POLL

1. UConn (62)	24-2	1550
2. Houston	22-3	1473
3. Purdue	23-3	1414
4. Arizona	20-5	1373
5. Tennessee	19-6	1230
6. Iowa State	20-5	1160
7. Marquette	19-6	1144
8. Duke	20-5	1116
9. Kansas	20-6	1065
10. North Carolina	20-6	1044
11. Baylor	19-6	959
12. Illinois	19-6	853
13. Alabama	18-7	803
14. Auburn	20-6	690
15. Creighton	19-7	612
16. Dayton	21-4	584
17. Kentucky	18-7	540
18. Saint Mary's	21-6	486
19. San Diego State	20-6	374
20. South Carolina	21-5	346
21. Washington State	20-6	215
22. Colorado State	20-6	171
23. Texas Tech	18-7	135
24. Florida	18-7	124
25. BYU	18-7	123

RV: Virginia (103), Gonzaga (99), Wisconsin (88), Michigan State (64), TCU (54), South Florida (45), Florida Atlantic (27), New Mexico (27), Utah State (22), Grand Canyon (16), Nevada (11), Pittsburgh (4), Clemson (3), McNeese State (1), Drake (1), Appalachian State (1).

USA TODAY COACHES POLL

1. UConn (32)	24-2	800
2. Houston	22-3	764
3. Purdue	23-3	715
4. Arizona	20-5	710
5. Tennessee	19-6	641
6. Iowa State	20-5	607
7. Duke	20-5	580
8. Marquette	19-6	553
9. North Carolina	20-6	546
10. Kansas	20-6	538
11. Baylor	19-6	508
12. Illinois	19-6	431
13. Alabama	18-7	417
14. Auburn	20-6	335
15. Creighton	19-7	329
16. Dayton	21-4	300
17. Kentucky	18-7	291
18. Saint Mary's	21-6	251
19. San Diego State	20-6	185
20. South Carolina	21-5	180
21. BYU	18-7	105
22. Washington State	20-6	97
23. Texas Tech	18-7	71
24. Colorado State	20-6	65
25. TCU	18-7	64

RV: Gonzaga (61), Virginia (59), Florida (40), South Florida (35), Utah State (24), Grand Canyon (23), Michigan State (23), Wisconsin (16), Clemson (12), Florida Atlantic (9), Oklahoma (9), Nevada (4), James Madison (1), Boise State (1).

MIZZOU WEEK-BY-WEEK

	PRE	N13	N20	N27	D04	D11	D18	D25	J01	J08	J15	J22	J29	F05	F12	F19	F26	M04	M11	FINAL
AP Poll	RV	--	--	--	--	--	--	--	--	--	--	--	--	--	--	--	--	--	--	--
Coaches	RV	--	--	--	--	--	--	--	--	--	--	--	--	--	--	--	--	--	--	--

MIZZOU vs AP TOP 25

Rank	Overall	Home	Away	Neutral	Streak	Last Win
#1	4-20	3-5	1-8	0-7	L10	96-94 vs. Kansas (2/4/97)
#2	1-14	0-6	0-7	1-1	L9	98-86 vs. Oklahoma (3/12/89)
#3	9-22	5-6	2-10	2-6	L3	89-88 at Baylor (1/21/12)
#4	6-23	4-10	1-8	1-5	L4	73-64 vs. Oklahoma (3/4/09)
#5	3-11	2-2	0-3	1-6	W1	63-60 vs. Florida (2/19/13)
Top Five	23-90	14-29	4-36	5-25	L12	63-60 vs. Florida (2/19/13)
#6	5-18	3-5	2-8	0-5	L1	86-85 at Tennessee (2/11/22)
#7	8-13	4-5	2-6	2-2	L4	72-68 vs. Kansas (3/6/05)
#8	7-10	6-2	1-5	0-3	L3	74-71 vs. Kansas (2/4/12)
#9	2-12	0-4	0-4	2-4	L3	78-77 vs. Iowa (11/21/01)
#10	5-6	3-0	1-3	1-3	W1	68-65 vs. Alabama (2/6/21)
No. 6-10	27-59	16-16	6-26	5-17	L1	86-85 at Tennessee (2/11/23)
#11	9-5	5-2	3-2	1-1	W1	85-73 vs. Auburn (2/15/20)
#12	6-7	3-1	1-2	2-4	W1	78-61 vs. Iowa State (1/28/23)
#13	4-7	2-0	1-5	1-2	L3	72-69 at Oklahoma State (2/25/02)
#14	5-4	2-1	1-2	2-1	L2	83-67 vs. Ohio State (3/16/02)
#15	6-11	4-2	0-5	2-4	W1	92-86 vs. Alabama (1/8/22)
No. 11-15	30-34	16-6	6-16	8-12	L1	78-61 vs. Iowa State (1/28/23)
#16	7-7	3-3	1-2	3-2	W1	93-71 vs. Illinois (12/22/22)
#17	7-10	4-5	0-3	3-2	W1	79-71 vs. Tennessee (3/10/23)
#18	4-12	2-4	1-7	1-1	L2	80-71 vs. UCLA (12/7/13)
#19	10-7	4-1	2-5	4-1	W1	89-75 vs. Kentucky (12/28/22)
#20	5-10	3-3	1-4	1-3	L2	92-53 vs. California (11/22/11)
No. 16-20	33-46	16-16	5-21	12-9	W3	79-71 vs. Tennessee (3/10/23)
#21	8-7	3-2	1-4	4-1	W1	83-75 vs. Oregon (12/2/20)
#22	4-6	1-2	2-3	1-1	L2	77-74 vs. Kansas State (2/2/08)
#23	5-8	2-2	0-4	3-2	L4	98-79 vs. Ole Miss (2/9/13)
#24	1-3	1-0	0-3	0-0	L3	81-79 vs. Oklahoma State (2/11/95)
#25	3-4	2-1	0-2	1-1	W1	79-76 vs. Arkansas (1/18/23)
No. 21-25	21-28	9-7	3-16	9-5	W1	79-76 vs. Arkansas (1/18/23)
OVERALL	134-257	71-74	24-115	39-68	L4	79-71 vs. Tennessee (3/10/23)

RANKED MEETINGS WITH TENNESSEE

Date	Winner	Loser	Location
12/16/72	#12 Missouri 67	Tennessee 57	Knoxville, Tenn.
1/17/18	Missouri 59	#21 Tennessee 55	Columbia, Mo.
1/8/19	#3 Tennessee 87	Missouri 63	Columbia, Mo.
2/5/19	#1 Tennessee 72	Missouri 60	Knoxville, Tenn.
12/30/20	#7 Tennessee 73	#12 Missouri 53	Columbia, Mo.
1/23/21	#19 Missouri 73	#6 Tennessee 64	Knoxville, Tenn.
2/22/22	#17 Tennessee 80	Missouri 61	Columbia, Mo.
2/11/23	Missouri 86	#6 Tennessee 85	Knoxville, Tenn.
3/10/23	#25 Missouri 79	#17 Tennessee 71	Nashville, Tenn.

Both Teams Ranked: Missouri, 2-1  
Only Mizzou Ranked: Missouri, 1-0  
Only Tennessee Ranked: Tennessee, 3-2

Opponent	Score	1H	2H	OTs	FGM	FGA	PCT.	3PM	3PA	PCT.	FTM	FTA	PCT.	OFF	DEF	REB	PF	A	TO	STL	BLK
Missouri	W, 101-79	57	44	--	36	64	56.3	12	30	40.0	17	19	89.5	11	27	38	26	19	13	7	9
vs. Arkansas-Pine Bluff		40	39	--	23	57	40.4	8	29	27.6	25	31	80.6	11	18	29	18	8	16	9	2
Missouri	L, 55-70	33	22	--	18	57	31.6	6	30	20.0	13	17	76.5	6	29	36	17	8	12	9	4
vs. Memphis		26	44	--	27	63	42.9	7	20	35.0	9	16	56.3	11	36	47	20	16	10	7	6
Missouri	W, 68-50	38	30	--	23	53	43.4	11	29	37.9	11	14	78.6	8	29	37	19	16	9	7	8
vs. SIU Edwardsville		31	19	--	14	50	28.0	4	15	26.7	18	25	72.0	10	23	33	15	7	11	5	4
Missouri	W, 70-68	32	38	--	28	63	44.4	8	23	34.8	6	8	75.0	9	19	28	15	14	8	10	7
at Minnesota		38	30	--	24	58	41.4	8	23	34.8	12	17	70.6	16	28	44	13	16	16	3	7
Missouri	L, 72-73	37	35	--	27	55	49.1	11	29	37.9	7	11	63.6	8	26	34	17	19	18	7	7
vs. Jackson State		34	39	--	28	62	45.2	6	18	33.3	11	16	68.8	10	22	32	17	13	13	12	0
Missouri	W, 82-59	35	47	--	31	58	53.4	9	24	37.5	11	13	84.6	12	21	33	10	16	13	11	12
vs. South Carolina State		37	22	--	26	55	47.3	2	10	20.0	5	8	62.5	10	16	26	14	13	15	9	1
Missouri	W, 78-70	35	43	--	26	58	44.8	11	28	39.3	15	24	62.5	10	24	34	16	10	10	14	3
vs. Loyola Maryland		31	39	--	25	56	44.6	10	30	33.3	10	17	58.8	12	29	41	20	16	18	2	1
Missouri	W, 71-64	38	33	--	27	60	45.0	8	22	36.4	9	14	64.3	11	25	36	20	14	10	6	4
at Pittsburgh		35	29	--	16	47	34.0	7	25	28.0	25	31	80.6	9	24	33	14	8	11	4	3
Missouri	W, 82-72	41	41	--	24	60	40.0	11	33	33.3	23	25	92.0	7	25	32	18	15	9	13	6
vs. Wichita State		34	38	--	26	68	38.2	8	28	28.6	12	13	92.3	18	30	48	20	9	18	6	1
Missouri	L, 64-73	29	35	--	24	58	41.4	7	21	33.3	9	13	69.2	7	18	25	19	11	12	8	5
at Kansas		41	32	--	25	56	44.6	3	10	30.0	20	23	87.0	13	29	42	16	16	16	6	4
Missouri	L, 87-93	38	49	--	28	62	45.2	12	24	50.0	19	22	86.4	15	14	29	21	14	13	3	3
vs. Seton Hall (Kansas City)		42	51	--	33	56	58.9	10	23	43.5	17	23	73.9	12	19	31	18	16	15	5	4
Missouri	L, 73-97	24	49	--	29	74	39.2	6	27	22.2	9	16	56.3	12	23	35	23	6	7	8	4
vs. Illinois (St. Louis)		49	48	--	32	65	49.2	11	33	33.3	22	31	71.0	16	35	51	14	17	10	5	4
Missouri	W, 92-59	46	46	--	36	67	53.7	6	24	25.0	14	17	82.4	21	26	47	19	18	16	13	6
vs. Central Arkansas		31	28	--	19	53	35.8	9	28	32.1	12	16	75.0	10	12	22	17	11	20	8	4
Missouri	L, 68-75	38	30	--	28	63	44.4	6	19	31.6	6	7	85.7	9	21	30	18	14	8	5	7
vs. Georgia		40	35	--	24	50	48.0	12	28	42.9	15	21	71.4	8	26	34	10	12	12	4	1
Missouri	L, 77-90	42	35	--	26	61	42.6	8	28	28.6	17	22	77.3	6	21	27	22	14	11	6	6
at Kentucky		47	43	--	28	56	50.0	7	23	30.4	27	32	84.4	9	33	42	17	14	13	6	3
Missouri	L, 69-71	33	29	7	26	62	41.9	5	22	22.7	12	18	66.7	11	21	32	16	13	7	11	3
vs. South Carolina		32	30	9	25	59	40.7	7	24	29.2	16	18	88.9	15	28	43	17	12	16	2	0
Missouri	L, 75-93	34	41	--	26	53	49.1	8	21	38.1	15	20	75.0	6	17	23	22	10	11	9	0
at Alabama		36	57	--	30	57	52.6	13	27	48.1	20	21	95.2	11	24	35	16	18	13	6	3
Missouri	L, 67-79	34	33	--	23	53	43.4	3	16	18.8	18	21	85.7	4	23	27	20	10	5	8	3
vs. Florida		37	42	--	25	56	44.6	9	22	40.9	20	29	69.0	13	27	40	16	12	8	4	3
Missouri	L, 57-63	25	32	--	21	54	38.9	8	29	27.6	7	10	70.0	8	27	35	26	14	15	4	3
at Texas A&M		30	33	--	15	52	28.8	6	27	22.2	27	37	73.0	15	26	41	16	12	9	7	1
Missouri	L, 64-72	29	35	--	24	51	47.1	2	8	25.0	14	17	82.4	5	24	29	18	10	12	5	4
at South Carolina		39	33	--	23	52	44.2	10	25	40.0	16	24	66.7	6	22	28	17	15	11	8	4
Missouri	L, 84-91	28	56	--	27	59	45.8	10	20	50.0	20	22	90.9	11	15	26	23	13	18	9	4
vs. Arkansas		47	44	--	33	61	54.1	4	6	66.7	21	26	80.8	12	23	35	21	15	15	10	6
Missouri	L, 61-68	29	32	--	22	59	37.3	7	26	26.9	10	11	90.9	10	21	31	19	14	7	6	2
at Vanderbilt		32	36	--	24	60	40.0	5	22	22.7	15	20	75.0	16	26	42	12	8	9	4	3
Missouri	L, 60-79	25	35	--	22	48	45.8	7	20	35.0	9	13	69.2	5	17	22	18	11	12	5	6
vs. Texas A&M		38	41	--	30	63	47.6	4	17	23.5	15	19	78.9	16	24	40	16	11	7	8	3
Missouri	L, 51-75	26	25	--	16	47	34.0	3	18	16.7	16	20	80.0	4	27	31	20	7	20	4	7
vs. Mississippi State		30	45	--	28	59	47.5	9	25	36.0	10	21	47.6	10	29	39	19	14	12	15	3
Missouri	L, 76-79	33	43	--	23	49	46.9	5	11	45.5	25	30	83.3	8	19	27	20	10	8	7	3
at Ole Miss		30	49	--	23	53	43.4	11	21	52.4	22	30	73.3	14	21	35	22	16	13	6	4
Missouri																					
vs. Tennessee																					
Missouri																					
at Arkansas																					
Missouri																					
at Florida																					
Missouri																					
vs. Ole Miss																					
Missouri																					
vs. Auburn																					
Missouri																					
at LSU																					

DATE	OPPONENT	RESULT	RECORD	SEC	HIGH POINTS	HIGH REBOUNDS	HIGH ASSISTS	ATTEND.
Nov. 6	ARKANSAS-PINE BLUFF	W, 101-79	1-0	--	Sean East II (21)	Aidan Shaw (9)	Carralero Martin / Honor (5)	11,486
Nov. 10	MEMPHIS	L, 55-70	1-1	--	Sean East II (14)	Caleb Grill (10)	Jesus Carralero Martin (3)	15,061
Nov. 13	SIU EDWARDSVILLE	W, 68-50	2-1	--	Sean East II (20)	Noah Carter (10)	Anthony Robinson II (2)	9,656
Nov. 16	at Minnesota	W, 70-68	3-1	--	Nick Honor (16)	Noah Carter (6)	Caleb Grill (4)	7,975
Nov. 19	JACKSON STATE	L, 72-73	3-2	--	Nick Honor (17)	Carralero Martin / Grill (7)	Jesus Carralero Martin (6)	9,690
Nov. 22	SOUTH CAROLINA STATE	W, 82-59	4-2	--	Sean East II (21)	Aidan Shaw (7)	Sean East II (4)	9,745
Nov. 25	LOYOLA MARYLAND	W, 78-70	5-2	--	Noah Carter (18)	Noah Carter (6)	Sean East II (4)	9,762
Nov. 28	at Pittsburgh	W, 71-64	6-2	--	Sean East II (21)	Noah Carter (8)	East / Honor (4)	7,390
Dec. 3	WICHITA STATE	W, 82-72	7-2	--	Sean East II (22)	Caleb Grill (10)	Sean East II (9)	10,885
Dec. 9	at Kansas	L, 64-73	7-3	--	Sean East II (21)	Noah Carter (7)	Sean East II (6)	16,300
Dec. 17	vs. Seton Hall	L, 87-93	7-4	--	Tamar Bates (22)	Noah Carter (9)	Sean East II (6)	7,062
Dec. 22	vs. Illinois	L, 73-97	7-5	--	Sean East II (18)	Anthony Robinson II (6)	East / Robinson (2)	18,485
Dec. 30	CENTRAL ARKANSAS	W, 92-59	8-5	--	Tamar Bates (25)	Noah Carter (8)	Nick Honor (5)	10,623
Jan. 6	GEORGIA	L, 68-75	8-6	0-1	Sean East II (18)	East / Shaw (6)	Sean East II (8)	12,407
Jan. 9	at Kentucky	L, 77-90	8-7	0-2	Noah Carter (20)	East / Vanover (4)	Carralero Martin / East (4)	20,086
Jan. 13	SOUTH CAROLINA	L, 69-71	8-8	0-3	Noah Carter (23)	Sean East II (8)	Jesus Carralero Martin (4)	11,135
Jan. 16	at Alabama	L, 75-93	8-9	0-4	Tamar Bates (19)	Sean East II (4)	Sean East II (4)	11,569
Jan. 20	FLORIDA	L, 67-79	8-10	0-5	Tamar Bates (36)	East / Shaw (4)	Sean East II (3)	11,489
Jan. 23	at Texas A&M	L, 57-63	8-11	0-6	Sean East II (17)	Carter / Lewis (6)	Sean East II (5)	9,623
Jan. 27	at South Carolina	L, 64-72	8-12	0-7	Sean East II (21)	Bates / Vanover (7)	Sean East II (7)	13,553
Jan. 31	ARKANSAS	L, 84-91	8-13	0-8	Tamar Bates (29)	Sean East II (6)	Sean East II (7)	11,020
Feb. 3	at Vanderbilt	L, 61-68	8-14	0-9	Noah Carter (20)	Noah Carter (6)	Sean East II (4)	6,905
Feb. 7	TEXAS A&M	L, 60-79	8-15	0-10	Tamar Bates (20)	Aidan Shaw (7)	Tamar Bates (3)	9,814
Feb. 10	MISSISSIPPI STATE	L, 51-75	8-16	0-11	Nick Honor (15)	Noah Carter (7)	Noah Carter (4)	10,620
Feb. 17	at Ole Miss	L, 76-79	8-17	0-12	Sean East II (25)	Aidan Shaw (5)	Sean East II (6)	8,598
Feb. 20	TENNESSEE							
Feb. 24	at Arkansas							
Feb. 28	at Florida							
March 2	OLE MISS							
March 5	AUBURN							
March 9	at LSU							

MISSOURI GAME LEADERS		
Points	Rebounds	Assists
Sean East II ..... 12	Noah Carter ..... 10	Sean East II ..... 15
Tamar Bates..... 6	Aidan Shaw ..... 6	Jesus Carralero Martin..... 5
Noah Carter ..... 4	Sean East II ..... 5	Nick Honor..... 3
Nick Honor..... 3	Caleb Grill ..... 3	Anthony Robinson II ..... 2
	Connor Vanover..... 2	Caleb Grill ..... 1
	Tamar Bates ..... 1	Tamar Bates ..... 1
	Jesus Carralero Martin..... 1	Noah Carter ..... 1
	Curt Lewis..... 1	
	Anthony Robinson II ..... 1	

MISCELLANEOUS STATS	
10+ Points	
Sean East II ..... 18	Aidan Shaw ..... 3
Tamar Bates..... 17	Connor Vanover..... 2
Noah Carter ..... 14	Jordan Butler ..... 1
Nick Honor..... 13	Jesus Carralero Martin..... 1
Caleb Grill ..... 4	Trent Pierce ..... 1
Anthony Robinson II ..... 3	
20+ Points	
Sean East II ..... 8	Noah Carter ..... 3
Tamar Bates..... 5	
10+ Rebounds	
Caleb Grill ..... 2	Noah Carter ..... 1
Double-Doubles	
Noah Carter ..... 1	Caleb Grill ..... 1
5+ Assists	
Sean East II ..... 8	Nick Honor..... 2
Jesus Carralero Martin..... 2	

**TEAM HIGHS & LOWS**

		MISSOURI		OPPONENT	
Points, 1st Half	High	57	vs. Arkansas-Pine Bluff, 11/6	49	Illinois, 12/22
	Low	24	Illinois, 12/22	26	Memphis, 11/10
Points, 2nd Half	High	56	vs. Arkansas, 1/31	57	Alabama, 1/16
	Low	22	vs. Memphis, 11/10	19	SIU Edwardsville, 11/13
Total Points	High	101	vs. Arkansas-Pine Bluff, 11/6	97	Illinois, 12/22
	Low	51	vs. Mississippi State, 2/10	50	SIU Edwardsville, 11/10
Field Goals Made	High	36	2x (last vs. Central Arkansas, 12/30)	33	2x, (last vs. Arkansas 1/31)
	Low	16	vs. Mississippi State, 2/10	14	SIU Edwardsville, 11/13
Field Goals Attempted	High	74	vs. Illinois, 12/22	68	Wichita State, 12/3
	Low	47	vs. Mississippi State, 2/10	47	Pittsburgh, 11/28
Field Goal Pct.	High	56.3	vs. Arkansas-Pine Bluff, 11/6 (36-64)	58.9	Seton Hall, 12/17 (33-56)
	Low	31.6	vs. Memphis, 11/10 (18-57)	28.0	SIU Edwardsville, 11/13 (14-50)
3-Pointers Made	High	12	2x (last vs. Seton Hall, 12/17)	13	Alabama, 1/16
	Low	2	at South Carolina, 1/27	2	South Carolina State, 11/22
3-Pointers Attempted	High	33	vs. Wichita State, 12/3	33	Illinois, 12/22
	Low	8	at South Carolina, 1/27	6	vs. Arkansas, 1/31
3-Point Pct.	High	50.0	2x (last vs. Arkansas, 1/31 (10-20))	66.7	vs. Arkansas, 1/31 (4-6)
	Low	16.7	vs. Mississippi State, 2/10	20.0	South Carolina State, 11/22 (2-10)
Free Throws Made	High	25	at Ole Miss, 2/17	27	2x (last: Texas A&M, 1/23)
	Low	6	2x (last vs. Georgia, 1/6)	5	South Carolina State, 11/22
Free Throws Attempted	High	30	at Ole Miss, 2/17	37	Texas A&M, 1/23
	Low	7	vs. Georgia, 1/6	8	South Carolina State, 11/22
Free Throws Pct.	High	92.0	vs. Wichita State, 12/3 (23-25)	95.2	Alabama, 1/16 (20-21)
	Low	56.3	vs. Illinois, 12/22 (9-16)	47.6	Mississippi State, 2/10
Offensive Rebounds	High	21	vs. Central Arkansas, 12/30	18	Wichita State, 12/3
	Low	4	2x (last vs. Mississippi State, 2/10)	6	South Carolina, 1/27
Total Rebounds	High	47	vs. Central Arkansas, 12/30	51	Illinois, 12/22
	Low	22	vs. Texas A&M, 2/7	22	Central Arkansas, 12/30
Rebound Margin	High	+25	vs. Central Arkansas, 12/30	+18	Texas A&M, 2/7
	Low	-18	vs. Texas A&M, 2/7	-25	Central Arkansas, 12/30
Fouls	High	26	2x (last at Texas A&M, 1/23)	22	Ole Miss, 2/17
	Low	10	vs. South Carolina State, 11/22	10	Georgia, 1/6
Assists	High	19	2x (last vs. Jackson State, 11/19)	18	Alabama, 1/16
	Low	6	vs. Illinois, 12/22	7	SIU Edwardsville, 11/13
Turnovers	High	20	vs. Mississippi State, 2/10	20	Central Arkansas, 12/30
	Low	5	vs. Florida, 1/20	7	Texas A&M, 2/7
Steals	High	14	vs. Loyola, 11/25	15	Mississippi State, 2/10
	Low	3	vs. Seton Hall, 12/17	2	2x (last: South Carolina, 1/13)
Blocks	High	12	vs. South Carolina State, 11/22	7	Minnesota, 11/16
	Low	0	at Alabama, 1/16	0	2x (last: South Carolina, 1/13)

**INDIVIDUAL HIGHS**

	MISSOURI		OPPONENT	
Points	36	Tamar Bates, vs. Florida, 1/20	34	Kylen Milton, Arkansas-Pine Bluff, 11/6
Field Goals Made	13	Tamar Bates, vs. Florida, 1/20	10	2x (last: Davion Everett, South Carolina State, 11/22)
Field Goals Attempted	21	Tamar Bates, vs. Florida, 1/20	27	Joe French, Arkansas-Pine Bluff, 11/6
Field Goal Pct. (min 5 made)	90.0	Tamar Bates, vs. Central Arkansas, 12/30 (9-10)	100.0	Russel Tchewa, Georgia, 1/6 (5-5)
3-Pointers Made	4	7x (last: Nick Honor, at Alabama, 1/16)	6	Matthew Murrell, Ole Miss, 2/17
3-Pointers Attempted	10	2x (last: Noah Carter, vs. South Carolina, 1/13)	14	Joe French, Arkansas-Pine Bluff, 11/6
3-Point Pct. (min 3 made)	100.0	Tamar Bates, vs. Seton Hall, 12/17 (4-4)	100.0	Shakeel Moore, Mississippi State, 2/10 (4-4)
Free Throws Made	12	Sean East II, at Ole Miss, 2/17	15	Kylen Milton, Arkansas-Pine Bluff, 11/6
Free Throws Attempted	12	Sean East II, at Ole Miss, 2/17	20	Kylen Milton, Arkansas-Pine Bluff, 11/6
Free Throws Pct. (min 5 made)	100.0	Sean East II, at Ole Miss, 2/17 (12-12)	100.0	2x (last: Antonio Reeves, Kentucky, 1/9 – 8-8)
Offensive Rebounds	4	2x (last: Mabor Majak, at Vanderbilt, 2/3)	8	Andersson Garcia, Texas A&M, 2/7
Total Rebounds	10	3x (last: Caleb Grill, vs. Wichita State, 12/3)	17	Harlond Beverly, Wichita State, 12/3
Assists	9	Sean East II, vs. Wichita State, 12/3	7	Marcus Domask, Illinois, 12/22
Steals	5	2x (last: Tamar Bates, vs. Arkansas, 1/31)	7	Cameron Matthews, Mississippi State, 2/10
Blocks	5	2x (last: Aidan Shaw, vs. South Carolina State, 11/22)	3	3x (last: Jalen Graham, Arkansas, 1/31)



# DENNIS GATES

@coachdgates

## Whitten Family Men's Basketball Head Coach

It took just one season for Whitten Family Men's Basketball Head Coach Dennis Gates to make an impression at Missouri. Now in his second season with the Tigers, Gates aims to take the next step as Mizzou competes for titles.

### MISSOURI

- Led the MU to its first NCAA Tournament win in 13 seasons and its first-ever appearance in the SEC Semifinals.
- Overall, engineered the seventh-best improvement nationally in his first season, finishing with the program's most wins (25) in 11 years.
- His 25 victories are also the fifth-most by any first-year SEC coach in conference history – trailing only Tubby Smith, John Calipari, Eddie Sutton and Trent Johnson.
- Helped a pair of standouts in Kobe Brown (LA Clippers) and D'Moi Hodge (LA Lakers) earn NBA contracts.

### CLEVELAND STATE

- Rebuilt the Vikings program – winning 50 games, including a 39-19 mark his final two seasons.
- Won two Horizon League regular-season titles (2020, 2021), the 2021 Horizon League Tournament crown and berths to the 2021 NCAA Tournament and 2022 Postseason NIT.
- Two-time Horizon League Coach of the Year (2020 and 2021).
- Mentored two Horizon League Defensive Players of the Year, five all-conference honorees and five All-Defensive Team selections.

### FLORIDA STATE

- Spent eight seasons on Leonard Hamilton's staff at FSU, mirroring the Seminoles' rise to national prominence.
- Florida State advanced to four NCAA Tournament in his eight years, including an Elite Eight bid in 2018 and Sweet 16 trips in 2012 and 2019.
- Instrumental in recruiting four-straight top-15 classes, which produced five NBA Draft picks over four years – Jonathan Isaac (No. 9 selection in 2017), Malik Beasley (No. 19 in 2016), Mfiondu Kabengele (No. 27 in 2019), Dwayne Bacon (No. 40 in 2017) and Terance Mann (No. 48 in 2019).

### PLAYING CAREER

- Combo guard for the Cal Golden Bears
- Served as a three-year captain, helping lead the team to three 20-win seasons
- Played in 114 career games with 34 starting assignments, totaling 432 points, 140 rebounds, 148 assists and 100 steals.
- Two-time Pac-10 All-Academic First Team selection
- Named Cal's Most Inspirational Player in 2001 and the team's Outstanding Student-Athlete in 1999 and 2001
- Awarded the 2002 Pac-10 Medal of Honor, which is presented to the Pac-10 Universities Top Graduating Student-Athlete.

## YEAR-BY-YEAR RECORD

### CLEVELAND STATE

YEAR	RECORD	PCT.	HORIZON	PLACE	NOTES
2019-20	11-21	34.4	7-11	t-7th	Earned first career win versus Edinboro, 79-54 (Nov. 9)
2020-21	19- 8	70.4	16- 4	1st	Horizon League Tournament Champions / NCAA First Round
2021-22	20-11	64.5	15- 6	1st	NIT First Round
<b>CSU TOTALS</b>	<b>50-40</b>	<b>55.6</b>	<b>38-21</b>		<b>Two Horizon League Regular-Season Titles &amp; One Tournament Title</b>

### MISSOURI

YEAR	RECORD	PCT.	SEC	PLACE	NOTES
2022-23	25-10	71.4	11- 7	t-4th	USA Today SEC Coach of the Year
2023-24	8-17	32.0	0-12		
<b>MU TOTALS</b>	<b>33-27</b>	<b>55.0</b>	<b>11-19</b>		
<b>CAREER</b>	<b>83-67</b>	<b>55.3</b>	<b>49-40</b>		

## COACHING STAFF



**Charlton "C.Y." Young**  
Associate Head Coach  
Georgia Southern '93




**David "Dickey" Nutt**  
Assistant Coach  
Oklahoma State '82



**Kyle Smithpeters**  
Assistant Coach  
Southern Illinois '06



**Ryan Sharbaugh**  
Assistant Coach  
Westminster '08



**Matt Cline**  
Assistant Coach  
South Alabama '11



**Sean Conaty**  
Dir. of Athletic Performance  
East Carolina '12

## PERSONAL

### BIRTHDAY

January 14

### EDUCATION

California '01 (Bachelor's)  
Sociology  
Florida State '05 (Master's)  
Adult Education and Human  
Resource Development

### WIFE

Jocelyn

### CHILDREN

Avery, Duke and Denver

## COACHING CAREER

2003-04 Marquette (Grad Asst)  
2004-05 Florida State (Grad Asst)  
2005-07 California (Assistant)  
2007-09 Northern Illinois (Assistant)  
2009-11 Nevada (Assistant)  
2011-19 Florida State (Assistant)  
2019-22 Cleveland St. (Head Coach)  
2022- Missouri (Head Coach)

## HONORS

- 2019-20 Horizon League Coach of the Year
- 2020-21 Horizon League Coach of the Year
- 2020-21 HoopDirt.com Division I Coach of the Year
- 2022-23 USA Today SEC Coach of the Year



# JORDAN BUTLER

@jordanbutlerr0

Freshman | Forward | 7-0 | 230 | Greenville, S.C. | Christ Church Episcopal School

## CAREER STATISTICS

Season	GP-GS	Min/Avg	FG	FGA	FG%	3FG	3FGA	3P%	FTM	FTA	FT%	O	D	REB	AVG	PF	FO	AST	TO	BLK	STL	PTS	AVG
2023-24	23-7	254/11.1	19	50	38.0	4	24	16.7	10	18	55.6	14	32	46	2.0	49	3	2	8	20	8	52	2.3

## 2023-24 NOTES

- Tallied a season-best 10 points on Saturday at Ole Miss – double his previous high (Feb. 17).
- Made his first collegiate at Texas A&M, collecting a career-best five rebounds (Jan. 23).
- One of five freshman on the roster that ranked as high as the No. 23 Class in the nation by Rivals.
- Brother, John Butler Jr., is a member of the Washington Wizards.

## PERSONAL

### BIRTHDAY

June 20, 2005

### CAREER AMBITIONS

Broadcasting

## CAREER BESTS

### POINTS

10, at Ole Miss, 2/17/24

### REBOUNDS

5, at Texas A&M, 1/23/24

### ASSISTS

1, 2x (last vs. Texas A&M, 2/7/24)

### BLOCKED SHOTS

3, vs. Texas A&M, 2/7/24

### STEALS

2, 2x (last at Vanderbilt, 2/3/24)

### MINUTES

28, at Ole Miss, 2/17/24

### FIELD GOALS MADE

4, at Ole Miss, 2/17/24

### 3-POINT FIELD GOALS MADE

1, 4x (last at Texas A&M, 1/23/24)

### FREE THROWS MADE

2, 4x (last at Ole Miss, 2/17/24)

## MISCELLANEOUS

	SEASON	CAREER
Led MU in Points	0	0
Led MU in Rebounds	0	0
Led MU in Assists	0	0
20+ Points	0	0
10+ Points	1	1
10+ Rebounds	0	0
5+ Assists	0	0
Double-Doubles	0	0

## 2023-24 GAME-BY-GAME STATISTICS

Opponent	GS	Min	FG	FGA	3FG	3FGA	FT	FTA	OFF	DEF	REB	PF	AST	TO	STL	BLK	PTS
ARKANSAS-PINE BLUFF	5	2	2	1	1	0	0	0	0	1	1	1	0	0	0	0	5
MEMPHIS	3	0	1	0	1	0	0	0	0	0	0	1	0	0	0	0	0
SIU EDWARDSVILLE	14	0	3	0	3	0	0	0	0	3	3	4	0	0	2	2	0
at Minnesota	9	2	3	0	1	0	0	1	2	3	1	1	0	0	1	0	4
JACKSON STATE	11	0	1	0	0	0	2	0	0	0	0	1	1	0	0	2	0
SOUTH CAROLINA STATE	8	2	2	0	0	1	2	1	3	4	1	0	1	1	0	0	5
LOYOLA MARYLAND	8	1	3	1	2	1	4	1	3	4	2	0	1	1	0	0	4
at Pittsburgh	7	0	0	0	0	0	0	0	0	0	0	2	0	0	0	1	0
WICHITA STATE	10	2	3	0	1	0	0	1	0	1	0	0	0	1	0	2	4
at Kansas	3	0	1	0	0	0	0	0	1	0	1	1	0	0	0	0	0
vs. Seton Hall	7	0	0	0	0	0	0	0	0	1	1	1	0	0	0	2	0
vs. Illinois	9	1	4	1	4	0	0	0	0	2	2	1	0	0	0	1	3
CENTRAL ARKANSAS	7	0	2	0	1	0	0	2	1	3	3	0	1	0	0	2	0
GEORGIA	6	0	2	0	1	0	0	0	1	1	2	1	0	0	0	1	0
at Kentucky																	
SOUTH CAROLINA																	
at Alabama	11	0	1	0	1	0	0	0	0	3	3	3	0	0	1	0	0
FLORIDA	13	1	2	0	1	2	2	0	2	2	2	1	0	0	0	1	4
at Texas A&M	* 24	1	2	1	2	0	0	1	4	5	4	0	0	0	1	1	3
at South Carolina	* 13	1	1	0	0	0	0	0	2	2	5	0	1	0	0	2	2
ARKANSAS	* 13	1	2	0	1	2	2	1	2	3	1	0	0	0	0	0	4
at Vanderbilt	* 11	0	1	0	1	0	0	0	0	0	1	0	0	2	0	0	0
TEXAS A&M	* 18	0	3	0	1	0	0	1	1	2	4	1	1	0	0	3	0
MISSISSIPPI STATE	* 18	1	4	0	2	2	2	0	0	0	5	0	2	0	0	0	4
at Ole Miss	* 28	4	7	0	0	2	4	3	1	4	5	0	0	1	0	0	10
TENNESSEE																	
at Arkansas																	
at Florida																	
OLE MISS																	
AUBURN																	
at LSU																	



# 1 KALEB BROWN

 @igb\_kaleb

 @4low\_\_

Junior | Guard | 6-7 | 245 | Huntsville, Ala. | Lee High School

## CAREER STATISTICS

Season	GP-GS	Min/Avg	FG	FGA	FG%	3FG	3FGA	3P%	FTM	FTA	FT%	O	D	REB	AVG	PF	FO	AST	TO	BLK	STL	PTS	AVG
2021-22	27-0	261/9.7	9	29	31.0	04	14	28.6	2	9	22.2	5	35	40	1.5	18	0	30	24	5	9	24	0.9
2022-23	11-0	85/7.8	4	9	44.4	1	5	20.0	0	0	0.0	1	3	4	0.4	6	0	5	8	1	6	9	0.8
2023-24	2-0	13/6.3	1	3	33.3	0	2	0.0	0	0	0.0	0	2	2	1.0	3	0	2	3	0	1	2	1.0
TOTAL	40-0	359/9.0	14	41	34.1	5	21	23.8	2	9	22.2	6	40	46	1.2	27	0	37	35	6	16	35	0.9

## 2023-24 NOTES

- Out for the remainder of the season with a stress reaction in his left shin.
- Brother of former Mizzou standout and 2023 NBA first-round draft selection, Kobe Brown.

## PERSONAL

### BIRTHDAY

May 13, 2003

### CAREER AMBITIONS

Neuroscience

## SEASON & CAREER BESTS

### POINTS

S: 2, vs. Memphis, 11/10/23

C: 7, at Vanderbilt, 2/8/22

### REBOUNDS

S: 1, 2x (last vs. Memphis, 11/10/23)

C: 6, at Texas A&M, 2/5/22

### ASSISTS

S: 2, vs. Arkansas-Pine Bluff, 11/6/23

C: 5, vs. LSU, 3/10/22

### BLOCKED SHOTS

S: n/a

C: 1, 6x (last vs. HCU, 11/26/22)

### STEALS

S: 1, vs. Arkansas-Pine Bluff, 11/6/23

C: 2, 4x (last at Ole Miss, 1/24/23)

### MINUTES

S: 11, vs. Ark-Pine Bluff, 11/6/23

C: 28, at Texas A&M, 2/5/22

### FIELD GOALS MADE

S: 1, vs. Memphis, 11/10/23

C: 2, 2x (last at Vanderbilt, 2/8/22)

### 3-POINT FIELD GOALS MADE

S: n/a

C: 2, at Vanderbilt, 2/8/22

### FREE THROWS MADE

S: n/a


C: 1, 2x (last at Vanderbilt, 2/8/22)

## MISCELLANEOUS

	SEASON	CAREER
Led MU in Points	0	0
Led MU in Rebounds	0	1
Led MU in Assists	0	4
20+ Points	0	0
10+ Points	0	0
10+ Rebounds	0	0
5+ Assists	0	1
Double-Doubles	0	0

## 2023-24 GAME-BY-GAME STATISTICS

Opponent	GS	Min	FG	FGA	3FG	3FGA	FT	FTA	OFF	DEF	REB	PF	AST	TO	STL	BLK	PTS
ARKANSAS-PINE BLUFF	11	0	1	0	1	0	0	0	0	1	1	2	2	2	1	0	0
MEMPHIS	2	1	2	0	1	0	0	0	0	1	1	1	0	1	0	0	2
SIU EDWARDSVILLE																	
at Minnesota																	
JACKSON STATE																	
SOUTH CAROLINA STATE																	
LOYOLA MARYLAND																	
at Pittsburgh																	
WICHITA STATE																	
at Kansas																	
vs. Seton Hall																	
vs. Illinois																	
CENTRAL ARKANSAS																	
GEORGIA																	
at Kentucky																	
SOUTH CAROLINA																	
at Alabama																	
FLORIDA																	
at Texas A&M																	
at South Carolina																	
ARKANSAS																	
at Vanderbilt																	
TEXAS A&M																	
MISSISSIPPI STATE																	
at Ole Miss																	
TENNESSEE																	
at Arkansas																	
at Florida																	
OLE MISS																	
AUBURN																	
at LSU																	



# 2 TAMAR BATES

@tbates\_11

@tamarbates

Junior | Guard | 6-5 | 195 | Kansas City, Kan. | Indiana

## CAREER STATISTICS

Season	GP-GS	Min/Avg	FG	FGA	FG%	3FG	3FGA	3P%	FTM	FTA	FT%	O	D	REB	AVG	PF	FO	AST	TO	BLK	STL	PTS	AVG
2021-22	32- 0	466/14.5	44	130	33.8	17	57	29.8	20	24	83.3	7	33	40	1.3	31	0	20	22	4	8	125	3.9
2022-23	35- 2	713/20.4	76	194	39.2	37	99	37.4	25	27	92.6	10	46	56	1.6	60	0	39	25	2	16	214	6.1
2023-24	25-18	652/26.1	125	240	52.1	27	65	41.5	72	78	92.3	20	43	63	2.5	49	0	31	41	5	18	349	14.0
TOTAL	92-20	1831/19.9	245	564	43.4	81	221	36.7	117	129	90.7	37	122	159	1.7	140	0	90	88	11	42	688	7.5

## 2023-24 NOTES

- Ranks fifth in the SEC in conference games only with 18.4 points per game – the second-best rate by a Mizzou player since joining the SEC. Also places fifth in field goal percentage (51.6) and third in free-throw percentage (92.0).
- Averaging 18.5 points during the last 15 contests, while scoring in double figures in all 15 contests – an increase of 11.4 points from the season's first 10 games and the longest run of at least 10 points by a Tiger since 2013-14.
- Ranks 84th nationally with a field-goal percentage of 52.1.
- Aiming to be the first Tiger in school history to join the 50-40-90 club – shooting a career-high 52.8 percent from the field, 41.3 percent from 3-point range and 93.2 percent from the free-throw line. Is also one of only two players nationally shooting 50-40-90 this season.
- Currently owns the best free-throw percentage in school history at 92.3 – ranking sixth in the NCAA.
- Made 37-straight free throws from Jan. 6 to Feb. 7 – the second-longest streak in school history.
- Tallied a career-best 36 points versus Florida – the most by a Tiger in an SEC game and the most in any regulation contest since 2004 (Jan. 20).
- Scored 18 points in the season-opening win over Arkansas-Pine Bluff – the most by a Tiger in his MU debut since 2018 (Nov. 6).

## 2023-24 GAME-BY-GAME STATISTICS

Opponent	GS	Min	FG	FGA	3FG	3FGA	FT	FTA	OFF	DEF	REB	PF	AST	TO	STL	BLK	PTS
ARKANSAS-PINE BLUFF		24	7	9	3	3	1	1	1	1	2	2	2	0	0	0	18
MEMPHIS		14	1	3	0	2	4	4	0	0	0	2	0	1	2	0	6
SIU EDWARDSVILLE		19	2	5	1	2	0	0	0	0	0	2	1	1	0	0	5
at Minnesota		15	2	5	0	0	4	5	0	0	0	2	1	0	0	0	8
JACKSON STATE		18	3	6	1	2	0	0	0	2	2	1	2	0	0	1	7
SOUTH CAROLINA STATE		14	2	4	1	3	0	0	0	1	1	0	1	1	1	1	5
LOYOLA MARYLAND		8	1	3	0	1	0	0	0	0	0	3	1	0	0	0	2
at Pittsburgh	*	20	4	8	2	3	2	2	1	1	2	1	0	0	0	0	12
WICHITA STATE	*	14	1	4	0	2	2	2	0	1	1	3	0	1	3	0	4
at Kansas	*	25	1	5	1	3	1	2	1	3	4	3	1	1	0	0	4
vs. Seton Hall	*	28	7	12	4	4	4	4	2	0	2	4	1	3	0	0	22
vs. Illinois	*	30	3	7	0	1	4	4	1	2	3	1	0	1	2	0	10
CENTRAL ARKANSAS	*	24	9	10	3	3	4	4	3	1	4	1	3	2	0	0	25
GEORGIA	*	31	6	11	1	3	2	3	1	3	4	4	1	2	0	0	15
at Kentucky	*	29	6	12	2	6	4	4	2	1	3	3	3	4	0	1	18
SOUTH CAROLINA	*	31	5	9	0	1	2	2	2	0	2	4	1	0	1	0	12
at Alabama	*	27	7	8	1	1	4	4	0	1	1	1	1	2	2	0	19
FLORIDA	*	34	13	21	1	4	9	9	0	1	1	3	0	0	0	0	36
at Texas A&M	*	28	7	16	1	4	1	1	0	5	5	4	2	2	0	0	16
at South Carolina	*	34	8	14	0	0	0	0	2	5	7	2	1	1	0	1	16
ARKANSAS	*	39	9	18	1	3	10	10	2	1	3	1	3	6	5	0	29
at Vanderbilt	*	37	7	13	1	3	2	2	0	5	5	1	1	3	0	0	17
TEXAS A&M	*	38	7	15	2	5	4	4	1	2	3	0	3	3	0	0	20
MISSISSIPPI STATE	*	33	3	11	0	4	5	7	1	5	6	0	0	5	0	0	11
at Ole Miss	*	39	4	11	1	2	3	4	0	2	2	1	2	2	2	1	12
TENNESSEE																	
at Arkansas																	
at Florida																	
OLE MISS																	
AUBURN																	
at LSU																	

## PERSONAL

### BIRTHDAY

February 21, 2003

### CAREER AMBITIONS

Coaching or broadcasting

## SEASON & CAREER BESTS

### POINTS

S: 36, vs. Florida, 1/20/24

C: 36, vs. Florida, 1/20/24

### REBOUNDS

S: 7, at South Carolina, 1/27/24

C: 7, at South Carolina, 1/27/24

### ASSISTS

S: 3, 3x (last vs. Texas A&M, 2/7/24)

C: 4, at Iowa, 1/5/23

### BLOCKED SHOTS

S: 1, 5x (last at Ole Miss, 2/17/24)

C: 1, 11x (last at Ole Miss, 2/17/24)

### STEALS

S: 5, vs. Arkansas, 1/31/24

C: 5, vs. Arkansas, 1/31/24

### MINUTES

S: 39, 2x (last at Ole Miss, 2/17/24)

C: 39, 2x (last at Ole Miss, 2/17/24)

### FIELD GOALS MADE

S: 13, vs. Florida, 1/20/24

C: 13, vs. Florida, 1/20/24

### 3-POINT FIELD GOALS MADE

S: 4, vs. Seton Hall, 12/17/23

C: 5, 2x (last vs. Michigan St, 1/22/23)

### FREE THROWS MADE

S: 10, vs. Arkansas, 1/31/24

C: 10, vs. Arkansas, 1/31/24

## MISCELLANEOUS

	SEASON	CAREER
Led MU in Points	6	6
Led MU in Rebounds	1	1
Led MU in Assists	1	1
30+ Points	1	1
20+ Points	5	6
10+ Points	17	28
10+ Rebounds	0	0
5+ Assists	0	0
Double-Doubles	0	0



# 4 CURT LEWIS



Junior | Guard | 6-5 | 215 | Louisville, Ky. | John A. Logan

## CAREER STATISTICS

Season	GP-GS	Min/Avg	FG	FGA	FG%	3FG	3FGA	3P%	FTM	FTA	FT%	O	D	REB	AVG	PF	FO	AST	TO	BLK	STL	PTS	AVG
2020-21	27-25	684/25.3	111	213	52.1	25	72	24.7	52	75	69.3	44	93	137	5.1	61	1	45	47	3	37	299	11.1
2021-22	29-18	721/24.9	100	261	38.3	51	149	34.2	30	55	54.5	37	115	152	5.2	55	1	42	50	4	36	281	9.7
2023-24	22- 2	214/9.7	17	57	29.8	7	30	23.3	6	11	54.5	8	25	33	1.5	15	0	14	9	2	9	47	2.1
TOTAL	78-45	1619/20.8	228	531	42.9	83	251	33.1	88	141	62.4	89	233	322	4.1	131	2	101	106	9	82	627	8.0

## 2023-24 NOTES

- Collected a season-best six rebounds at Texas A&M (Jan. 23).
- Scored four points and was a +16 in seven minutes of action as Mizzou rallied from 20 points down to defeat Minnesota (Nov. 16).
- One of six transfers on the 2023-24 roster, having played his first two collegiate seasons at Eastern Kentucky (2020-22) before leading John A. Logan Community College to its first NJCAA National Championship in 2022-23.
- Named 2022-23 NJCAA Division I Men's Basketball Player of the Year – the second-straight Tiger to earn the accolade (Sean East II collected the honor in 2021-22).
- Ranked fifth nationally in NJCAA Division I last year with a 3-point clip of 48.3.

## PERSONAL

### BIRTHDAY

May 19, 1999

### CAREER AMBITIONS

High school coaching

## SEASON & CAREER BESTS

### POINTS

S: 8, vs. Illinois, 12/22

C: 21, vs. Liberty, 2/5/22

### REBOUNDS

S: 6, at Texas A&M, 1/23/24

C: 13, vs. Northern Ky., 12/18/21

### ASSISTS

S: 3, at Vanderbilt, 2/3/24

C: 4, 4x (last vs. North Fla., 1/22/22)

### BLOCKED SHOTS

S: 2, vs. Mississippi State, 2/10/24

C: 3, at Lipscomb, 2/12/22

### STEALS

S: 2, vs. South Carolina St, 11/22/23

C: 5, vs. UT Martin, 1/21/21

### MINUTES

S: 27, vs. Texas A&M, 2/7/24

C: 39, vs. Kennesaw State, 2/3/22

### FIELD GOALS MADE

S: 3, 2x (last vs. Central Ark., 12/30/23)

C: 8, vs. Liberty, 2/5/22

### 3-POINT FIELD GOALS MADE

S: 1, 7x (last vs. Texas A&M, 2/7/24)

C: 4, 2x (last vs. Liberty, 2/5/22)

### FREE THROWS MADE

S: 2, 2x (last vs. Mississippi St, 2/10/24)

C: 5, 3x (last vs. Tenn. State, 2/27/21)

## MISCELLANEOUS

	SEASON	CAREER
Led MU in Points	0	0
Led MU in Rebounds	1	1
Led MU in Assists	0	0
20+ Points	0	3
10+ Points	0	33
10+ Rebounds	0	5
5+ Assists	0	0
Double-Doubles	0	4

## 2023-24 GAME-BY-GAME STATISTICS

Opponent	GS	Min	FG	FGA	3FG	3FGA	FT	FTA	OFF	DEF	REB	PF	AST	TO	STL	BLK	PTS
ARKANSAS-PINE BLUFF	2	0	1	0	0	0	0	0	0	0	0	0	0	0	0	0	0
MEMPHIS	Did Not Play																
SIU EDWARDSVILLE	8	0	3	0	2	0	0	0	0	0	0	2	1	0	1	0	0
at Minnesota	7	2	3	0	1	0	0	0	1	1	1	0	0	0	1	0	4
JACKSON STATE	9	1	4	1	3	0	0	1	1	2	1	0	2	0	0	0	3
SOUTH CAROLINA STATE	17	1	6	1	4	0	0	1	0	1	0	0	2	1	2	0	3
LOYOLA MARYLAND	9	1	2	1	2	0	0	0	2	2	2	0	0	0	0	0	3
at Pittsburgh	4	0	0	0	0	0	0	0	1	1	1	0	1	0	0	0	0
WICHITA STATE	1	0	0	0	0	0	0	1	0	1	0	0	0	0	0	0	0
at Kansas	9	0	0	0	0	0	0	0	0	0	0	0	2	0	0	0	0
vs. Seton Hall	3	0	0	0	0	0	0	0	0	0	0	0	0	0	0	0	0
vs. Illinois	15	3	6	1	2	1	2	0	2	2	2	1	0	0	1	0	8
CENTRAL ARKANSAS	10	3	4	0	1	0	0	1	2	3	0	1	0	0	0	0	6
GEORGIA	2	0	1	0	1	0	0	0	0	0	0	0	0	0	0	0	0
at Kentucky	6	0	4	0	3	0	0	0	2	2	2	2	0	0	0	0	0
SOUTH CAROLINA	Did Not Play																
at Alabama	2	0	0	0	0	0	0	0	0	0	0	0	0	1	0	0	0
FLORIDA	5	0	1	0	0	0	0	0	1	1	1	0	0	0	0	0	0
at Texas A&M	12	1	3	1	3	0	2	2	4	6	1	1	0	1	0	3	3
at South Carolina	15	0	1	0	1	0	0	0	2	2	0	0	0	0	1	0	0
ARKANSAS	14	2	6	1	2	1	2	1	0	1	3	0	1	0	0	0	6
at Vanderbilt	12	0	5	0	3	2	2	1	3	4	2	3	1	0	0	0	2
TEXAS A&M	*	27	2	4	1	1	0	1	0	0	0	1	2	1	1	0	5
MISSISSIPPI STATE	*	24	1	3	0	0	2	2	0	4	4	2	1	2	1	2	4
at Ole Miss	Did Not Play																
TENNESSEE																	
at Arkansas																	
at Florida																	
OLE MISS																	
AUBURN																	
at LSU																	



# 5 JOHN TONJE

@johnntonje1

@johnntonje

Graduate | Guard | 6-6 | 215 | North Omaha, Neb. | Colorado State

## CAREER STATISTICS

Season	GP-GS	Min/Avg	FG	FGA	FG%	3FG	3FGA	3P%	FTM	FTA	FT%	O	D	REB	AVG	PF	FO	AST	TO	BLK	STL	PTS	AVG
2019-20	31- 0	263/8.5	35	76	46.1	20	46	43.5	21	31	67.7	5	27	32	1.0	28	0	10	15	0	5	111	3.6
2020-21	28- 1	564/20.1	56	144	38.9	25	80	31.3	48	56	85.7	19	63	82	2.9	43	0	23	32	5	12	185	6.6
2021-22	30-12	759/25.3	89	189	46.1	32	88	36.4	64	78	82.1	18	73	91	3.0	50	0	26	31	6	12	274	9.1
2022-23	33-33	1032/31.3	157	332	47.3	61	157	38.9	106	130	81.5	22	132	154	4.7	55	0	43	61	11	25	481	14.6
2023-24	8- 4	78/9.7	6	12	50.0	2	6	33.3	7	7	100.0	1	6	7	0.9	7	0	3	6	1	2	21	2.6
TOTAL	130-50	2695/20.7	343	757	45.3	140	377	37.1	246	302	81.5	65	301	366	2.8	183	0	105	145	23	56	1072	8.2

## 2023-24 NOTES

- Announced on Jan. 16 that he is out for the remainder of the season with a foot injury.
- Played for the Cameroon National Team in August 2023 during the FIBA Olympic Pre-Qualifying Tournament in Nigeria, helping the team to a 4-0 record and advance to the final rounds of the qualifying tournament for Paris 2024.

## PERSONAL

### BIRTHDAY

August 23, 2001

### CAREER AMBITIONS

Investments

## SEASON & CAREER BESTS

### POINTS

S: 5, 2x (last vs. Jackson St, 11/19/23)

C: 31, vs. Oral Roberts, 11/9/21

### REBOUNDS

S: 3, vs. SIUE, 11/13/23

C: 13, vs. Penn State, 11/20/22

### ASSISTS

S: 1, 2x (last vs. Seton Hall, 12/17/23)

C: 4, 3x (last vs. Utah State, 2/4/23)

### BLOCKED SHOTS

S: 1, vs. SIUE, 11/13/23

C: 2, 2x (last vs San Diego St, 1/18/23)

### STEALS

S: 1, 2x (last vs. S Carolina, 1/13/23)

C: 3, vs. Weber State, 11/14/22

### MINUTES

S: 18, vs. SIUE, 11/13/23

C: 36, 5x (last at Fresno St., 2/18/23)

### FIELD GOALS MADE

S: 2, at Minnesota, 11/16/23

C: 10, vs. Oral Roberts, 11/9/21

### 3-POINT FIELD GOALS MADE

S: 1 2x (last vs. Jackson St, 11/19/23)

C: 5, vs. Peru State, 12/11/22

### FREE THROWS MADE

S: 2, 3x (last at Kentucky, 1/9/23)

C: 8, 2x (last vs. Wyoming, 2/24/23)

## MISCELLANEOUS

	SEASON	CAREER
Led MU in Points	0	0
Led MU in Rebounds	0	0
Led MU in Assists	0	0
20+ Points	0	9
10+ Points	0	49
10+ Rebounds	0	1
5+ Assists	0	0
Double-Doubles	0	1

## 2023-24 GAME-BY-GAME STATISTICS

Opponent	GS	Min	FG	FGA	3FG	3FGA	FT	FTA	OFF	DEF	REB	PF	AST	TO	STL	BLK	PTS
ARKANSAS-PINE BLUFF																	
MEMPHIS		2	1	1	0	0	0	0	0	1	1	0	0	1	0	0	2
SIU EDWARDSVILLE	*	18	1	5	1	4	2	2	0	3	3	2	1	0	0	1	5
at Minnesota	*	11	2	2	0	0	0	0	0	0	0	1	0	1	0	0	4
JACKSON STATE	*	7	1	1	1	1	2	2	0	0	0	1	0	1	1	0	5
SOUTH CAROLINA STATE	*	7	0	1	0	1	0	0	0	0	0	0	0	1	0	0	0
LOYOLA MARYLAND																	
at Pittsburgh																	
WICHITA STATE																	
at Kansas																	
vs. Seton Hall		8	1	1	0	0	1	1	0	0	0	1	1	1	0	0	3
vs. Illinois																	
CENTRAL ARKANSAS																	
GEORGIA																	
at Kentucky		12	0	0	0	0	2	2	0	2	2	2	0	1	0	0	2
SOUTH CAROLINA		12	0	1	0	0	0	0	1	0	1	0	1	0	1	0	0
at Alabama																	
FLORIDA																	
at Texas A&M																	
at South Carolina																	
ARKANSAS																	
at Vanderbilt																	
TEXAS A&M																	
MISSISSIPPI STATE																	
at Ole Miss																	
TENNESSEE																	
at Arkansas																	
at Florida																	
OLE MISS																	
AUBURN																	
at LSU																	



# 10 NICK HONOR

@NickHonor3

@nickhonor3

Graduate | Guard | 5-10 | 200 | Orlando, Fla. | Clemson

## CAREER STATISTICS

Season	GP-GS	Min/Avg	FG	FGA	FG%	3FG	3FGA	3P%	FTM	FTA	FT%	O	D	REB	AVG	PF	FO	AST	TO	BLK	STL	PTS	AVG
2018-19	32-32	1154/36.1	174	467	37.3	70	211	33.2	71	87	81.6	18	58	76	2.4	60	0	95	54	0	28	489	15.3
2020-21	24-10	560/23.3	69	176	39.2	40	109	36.7	17	23	73.9	8	22	30	1.3	34	0	53	24	1	32	195	8.1
2021-22	33-25	839/25.4	90	228	39.5	37	114	32.5	38	42	90.5	9	36	45	1.4	43	1	79	31	2	28	255	7.7
2022-23	35-35	1045/29.9	87	216	40.3	55	138	39.9	49	56	87.5	13	43	56	1.6	61	0	103	33	0	54	278	7.9
2023-24	25-25	780/31.2	87	230	37.8	58	143	40.6	37	44	84.1	9	24	33	1.3	50	0	45	37	3	20	269	10.8
TOTAL	149-127	4378/29.4	507	1317	38.5	260	715	36.4	212	252	84.1	57	183	240	1.6	248	1	375	179	6	162	1486	10.0

## PERSONAL

### BIRTHDAY

October 3, 1999

### CAREER AMBITIONS

Coaching

## SEASON & CAREER BESTS

### POINTS

S: 19, vs. Texas A&M, 2/7/24

C: 30, vs. Rutgers, 12/8/18

### REBOUNDS

S: 4, vs. Arkansas-Pine Bluff, 11/6/23

C: 6, vs. George Washington, 3/6/19

### ASSISTS

S: 5, 2x (last vs. Central Ark., 12/30/23)

C: 7, 3x (last vs. Kentucky, 12/28/22)

### BLOCKED SHOTS

S: 1, 3x (last vs. Texas A&M, 2/7/24)

C: 1, 5x (last vs. Loyola, 11/25/23)

### STEALS

S: 3, vs. South Carolina, 1/13/23

C: 5, vs. Wofford, 11/12/21

### MINUTES

S: 39, vs. Texas A&M, 2/7/24

C: 45, at Rhode Island, 2/16/19

### FIELD GOALS MADE

S: 8, vs. Texas A&M, 2/7/24

C: 10, vs. Rutgers, 12/8/18

### 3-POINT FIELD GOALS MADE

S: 4, 5x (last at Alabama, 1/16/24)

C: 6, at St. Bonaventure, 1/12/19

### FREE THROWS MADE

S: 4, 4x (last vs. Mississippi St, 2/10/24)

C: 7, 2x (last vs. S Indiana, 11/7/22)

## MISCELLANEOUS

	SEASON	CAREER
Led MU in Points	3	5
Led MU in Rebounds	0	0
Led MU in Assists	3	14
30+ Points	0	1
20+ Points	0	6
10+ Points	13	74
10+ Rebounds	0	0
5+ Assists	2	21
Double-Doubles	0	0

## CAREER HONORS

- 2022 Orange Bowl Basketball Classic MVP
- 2019 Atlantic 10 All-Rookie Team

## 2023-24 NOTES

- Team captain for the second-straight season.
- Leads Mizzou in 2023-24 with 58 made 3-pointers, while ranking fourth with 10.8 points per game.
- Ranks sixth in the SEC and 139th nationally with 2.32 makes per game.
- Ranks 46th among active players nationally with 260 career made 3-pointers.
- Has sunk multiple triple in the last nine games – the third-longest run by a Tiger in SEC play – making 24-of-55 during the stretch (43.6%).
- The top returning 3-point shooter in the SEC, having connected on 39.9 percent of his attempts last season.

## 2023-24 GAME-BY-GAME STATISTICS

Opponent	GS	Min	FG	FGA	3FG	3FGA	FT	FTA	OFF	DEF	REB	PF	AST	TO	STL	BLK	PTS
ARKANSAS-PINE BLUFF	*	32	6	14	4	10	2	2	2	2	4	2	5	3	1	0	18
MEMPHIS	*	31	3	6	2	3	0	0	0	2	2	1	1	1	1	0	8
SIU EDWARDSVILLE	*	22	2	5	1	2	0	0	0	1	1	0	1	1	0	0	5
at Minnesota	*	30	6	12	4	6	0	0	0	1	1	1	1	3	0	0	16
JACKSON STATE	*	30	6	12	3	9	2	3	1	1	2	1	2	2	1	1	17
SOUTH CAROLINA STATE	*	28	5	11	4	7	0	0	1	0	1	0	3	1	2	0	14
LOYOLA MARYLAND	*	30	4	8	3	5	2	2	0	1	1	1	1	0	1	1	13
at Pittsburgh	*	23	0	6	0	3	0	1	1	0	1	4	4	1	0	0	0
WICHITA STATE	*	30	5	12	3	8	2	2	0	0	0	1	1	1	1	0	15
at Kansas	*	35	5	14	4	8	3	4	0	1	1	3	2	3	2	0	17
vs. Seton Hall	*	36	4	9	2	6	4	4	0	1	1	1	2	1	0	0	14
vs. Illinois	*	27	2	8	0	2	0	0	0	1	1	4	0	2	0	0	4
CENTRAL ARKANSAS	*	29	2	8	1	4	1	2	2	1	3	3	5	0	0	0	6
GEORGIA	*	37	1	7	1	5	2	2	0	2	2	3	2	1	2	0	5
at Kentucky	*	34	2	10	2	8	2	2	0	0	0	3	2	2	1	0	8
SOUTH CAROLINA	*	38	2	7	0	2	1	2	0	1	1	0	2	1	3	0	5
at Alabama	*	32	5	11	4	9	4	6	0	0	0	3	1	0	1	0	18
FLORIDA	*	31	2	5	2	3	4	4	0	2	2	1	2	0	0	0	10
at Texas A&M	*	29	2	9	2	8	2	2	0	0	0	4	1	1	0	0	8
at South Carolina	*	35	3	6	2	3	0	0	0	1	1	2	0	2	1	0	8
ARKANSAS	*	29	2	4	2	2	0	0	1	0	1	3	1	1	0	0	6
at Vanderbilt	*	30	3	9	3	9	2	2	0	2	2	2	3	0	1	0	11
TEXAS A&M	*	39	8	16	3	8	0	0	0	1	1	2	2	4	1	1	19
MISSISSIPPI STATE	*	37	4	11	3	7	4	4	1	1	2	3	1	5	1	0	15
at Ole Miss	*	27	3	10	3	6	0	0	0	1	1	2	0	1	0	0	9
TENNESSEE																	
at Arkansas																	
at Florida																	
OLE MISS																	
AUBURN																	
at LSU																	





13 JESUS CARRALERO MARTIN

@jmcarralero

@jesuscarralero\_12

Senior | Forward | 6-7 | 225 | Málaga, Spain | Campbell

CAREER STATISTICS

Season	GP-GS	Min/Avg	FG	FGA	FG%	3FG	3FGA	3P%	FTM	FTA	FT%	O	D	REB	AVG	PF	FO	AST	TO	BLK	STL	PTS	AVG
2019-20	26- 1	370/14.2	51	112	45.5	11	41	26.8	20	33	60.6	16	44	60	2.3	48	1	42	44	16	8	133	5.1
2020-21	18- 5	336/18.7	52	104	50.0	3	20	15.0	18	29	62.1	11	43	54	3.0	46	3	49	36	4	17	125	6.9
2021-22	29-27	749/25.8	106	228	46.5	11	44	25.0	48	74	64.9	39	125	164	5.7	80	3	114	77	26	36	271	9.3
2022-23	5- 5	135/27.1	21	42	50.0	6	11	54.5	5	13	38.5	7	19	26	5.2	8	0	13	16	2	7	53	10.6
2023-24	19- 4	242/12.7	17	54	31.5	5	16	31.3	6	8	75.0	15	26	41	2.2	34	2	32	18	9	17	45	2.4
TOTAL	97-42	1833/18.9	247	540	45.7	36	132	27.3	97	157	61.8	88	257	345	3.6	216	9	250	191	57	85	627	6.5

2023-24 NOTES

- Missed three games with a foot contusion from Jan. 31 to Feb. 7.
- Scored a season-best 10 points at Alabama (Jan. 16).
- Tallied a career-best four steals versus South Carolina to go with a complete box score of six points, five rebounds and four assists (Jan. 13).
- Tallied five assists in just 10 minutes in his Mizzou debut versus Arkansas-Pine Bluff (Nov. 6).
- One of six transfers on the 2023-24 roster, having played his first four seasons at Campbell.
- Missed all but five games last season with an injury.
- Only player in the Big South during the 2021-22 campaign to rank in the top 10 in rebounding (ninth), assists (fourth), steals (10th) and blocks (eighth), while also placing seventh in assist-to-turnover ratio.

2023-24 GAME-BY-GAME STATISTICS

Opponent	GS	Min	FG	FGA	3FG	3FGA	FT	FTA	OFF	DEF	REB	PF	AST	TO	STL	BLK	PTS
ARKANSAS-PINE BLUFF	*	10	0	1	0	0	0	0	0	1	1	3	5	1	1	1	0
MEMPHIS	*	14	0	5	0	1	0	0	3	1	4	3	3	2	2	1	0
SIU EDWARDSVILLE																	
at Minnesota		3	0	2	0	1	0	0	0	0	0	0	0	0	0	0	0
JACKSON STATE		18	1	2	1	1	0	0	3	4	7	3	6	0	0	0	3
SOUTH CAROLINA STATE		4	0	0	0	0	0	0	0	0	0	0	1	0	0	0	0
LOYOLA MARYLAND		6	1	3	0	1	0	0	0	0	0	0	0	1	1	0	2
at Pittsburgh																	
WICHITA STATE																	
at Kansas		3	0	0	0	0	0	0	0	0	0	0	0	0	0	1	0
vs. Seton Hall		17	3	7	0	1	2	2	2	1	3	2	0	0	1	0	8
vs. Illinois		10	1	2	1	1	0	0	1	1	2	2	0	0	0	0	3
CENTRAL ARKANSAS		11	0	1	0	0	0	0	0	1	1	2	3	1	1	0	0
GEORGIA		12	1	1	1	1	0	0	0	2	2	0	0	1	0	3	3
at Kentucky		19	2	4	0	0	0	0	0	2	2	4	4	1	0	1	4
SOUTH CAROLINA		25	2	6	0	2	2	2	2	3	5	5	4	0	4	0	6
at Alabama		18	4	7	2	2	0	0	1	2	3	5	0	2	1	0	10
FLORIDA		17	0	4	0	2	0	0	1	1	2	1	2	0	3	1	0
at Texas A&M	*	29	0	2	0	2	0	0	2	3	5	1	3	5	0	0	0
at South Carolina	*	9	1	4	0	1	0	0	0	1	1	0	0	1	1	0	2
ARKANSAS																	
at Vanderbilt																	
TEXAS A&M																	
MISSISSIPPI STATE		12	1	3	0	0	2	4	0	2	2	2	1	3	1	1	4
at Ole Miss		5	0	0	0	0	0	0	0	1	1	1	0	0	1	0	0
TENNESSEE																	
at Arkansas																	
at Florida																	
OLE MISS																	
AUBURN																	
at LSU																	

PERSONAL

BIRTHDAY

July 24, 2000

CAREER AMBITIONS

Computer science consulting

SEASON & CAREER BESTS

POINTS

S: 10, at Alabama, 1/16/24

C: 19, 2x (last at VCU, 12/4/21)

REBOUNDS

S: 7, vs. Jackson State, 11/19/23

C: 13, vs. Presbyterian, 3/2/22

ASSISTS

S: 6, vs. Jackson State, 11/19/23

C: 8, 2x (last vs. Presbyterian, 3/2/22)

BLOCKED SHOTS

S: 3, vs. Georgia, 1/6/23

C: 3, 5x (last vs. Georgia, 1/6/23)

STEALS

S: 4, vs. South Carolina, 1/13/23

C: 4, vs. South Carolina, 1/13/23

MINUTES

S: 25, vs. South Carolina, 1/13/23

C: 36, 2x (last vs. Presbyterian, 3/2/22)

FIELD GOALS MADE

S: 4, at Alabama, 1/16/24

C: 8, at VCU, 12/4/21

3-POINT FIELD GOALS MADE

S: 2, at Alabama, 1/16/24

C: 2, 4x (last at Alabama, 1/16/24)

FREE THROWS MADE

S: 2, 3x (last vs. Mississippi St, 2/10/24)

C: 8, vs. Presbyterian, 3/22/22

MISCELLANEOUS

	SEASON	CAREER
Led MU in Points	0	0
Led MU in Rebounds	1	1
Led MU in Assists	5	5
20+ Points	0	0
10+ Points	1	27
10+ Rebounds	0	2
5+ Assists	2	20
Double-Doubles	0	2



# 14 ANTHONY ROBINSON II

@anklebully\_ant  
 @anklebully\_ant

Freshman | Guard | 6-2 | 175 | Tallahassee, Fla. | Florida State University High School

## CAREER STATISTICS

Season	GP-GS	Min/Avg	FG	FGA	FG%	3FG	3FGA	3P%	FTM	FTA	FT%	O	D	REB	AVG	PF	FO	AST	TO	BLK	STL	PTS	AVG
2023-24	23-0	321/13.9	27	81	33.3	7	35	20.0	27	37	73.0	15	29	44	1.9	45	0	24	12	7	32	88	3.8

## 2023-24 NOTES

- Leads Mizzou with 32 steals.
- Tallied a career-best five steals versus Loyola Maryland (Nov. 25).
- Recorded a game-high five assists in the win against SIU Edwardsville (Nov. 13).
- Scored in double figures in two-straight games against South Carolina State (Nov. 22) and Loyola Maryland (Nov. 25) – the first Tigers freshman with two-straight 10-plus point games since Kobe Brown in 2019-20.
- One of five freshman on the roster that ranked as high as the No. 23 Class in the nation by Rivals.
- Finished as the all-time winningest player in Florida high school history for boys basketball.

## PERSONAL

### BIRTHDAY

January 5, 2005

### CAREER AMBITIONS

Entrepreneur

## CAREER BESTS

### POINTS

10, 3x (last vs. Arkansas, 1/31/24)

### REBOUNDS

6, vs. Illinois, 12/22

### ASSISTS

5, vs. SIUE, 11/13/23

### BLOCKED SHOTS

2, vs. SIUE, 11/13/23

### STEALS

5, vs. Loyola, 11/25/23

### MINUTES

25, vs. Central Arkansas, 12/30/23

### FIELD GOALS MADE

4, vs. South Carolina St, 11/22/23

### 3-POINT FIELD GOALS MADE

2, vs. Arkansas, 1/31/24

### FREE THROWS MADE

5, 2x (last vs. SIUE, 11/13/23)

## MISCELLANEOUS

	SEASON	CAREER
Led MU in Points	0	0
Led MU in Rebounds	1	1
Led MU in Assists	2	2
20+ Points	0	0
10+ Points	3	3
10+ Rebounds	0	0
5+ Assists	1	1
Double-Doubles	0	0

## 2023-24 GAME-BY-GAME STATISTICS

Opponent	GS	Min	FG	FGA	3FG	3FGA	FT	FTA	OFF	DEF	REB	PF	AST	TO	STL	BLK	PTS
ARKANSAS-PINE BLUFF	14	1	3	0	1	0	0	0	0	0	0	2	2	1	0	1	2
MEMPHIS	10	0	2	0	2	5	5	0	3	3	1	0	0	0	0	5	
SIU EDWARDSVILLE	19	0	3	0	2	5	6	2	1	3	3	5	0	0	0	2	5
at Minnesota	11	2	3	1	2	0	0	0	0	0	0	2	0	1	0	5	
JACKSON STATE	21	2	3	0	0	1	2	1	2	3	4	4	4	4	0	5	
SOUTH CAROLINA STATE	17	4	4	1	1	1	2	1	2	3	3	2	0	2	1	10	
LOYOLA MARYLAND	22	3	6	1	2	3	4	1	4	5	2	1	1	5	0	10	
at Pittsburgh	13	2	5	0	2	1	1	1	1	2	1	1	0	3	0	5	
WICHITA STATE	14	2	5	0	2	0	0	0	2	2	2	0	1	2	0	4	
at Kansas	8	1	3	0	0	0	0	0	0	0	0	2	0	0	2	0	2
vs. Seton Hall	7	1	3	1	2	0	0	0	1	1	2	1	0	0	0	3	
vs. Illinois	16	1	5	0	0	3	4	2	4	6	2	2	0	1	0	5	
CENTRAL ARKANSAS	25	1	7	0	3	1	2	2	3	5	3	2	1	3	1	3	
GEORGIA	2	0	0	0	0	0	0	0	0	1	1	0	0	1	0	0	
at Kentucky	Did Not Play																
SOUTH CAROLINA	10	1	2	1	2	0	2	1	0	1	1	0	1	0	0	3	
at Alabama	17	2	4	0	1	1	2	2	0	2	2	0	1	1	0	5	
FLORIDA	13	0	1	0	1	0	0	0	0	0	2	0	1	1	0	0	
at Texas A&M	11	0	4	0	3	0	0	0	0	0	1	0	0	1	1	0	
at South Carolina	Did Not Play																
ARKANSAS	19	3	7	2	5	2	2	0	0	0	3	1	0	3	0	10	
at Vanderbilt	11	0	3	0	1	0	0	0	2	2	1	0	0	0	0	0	
TEXAS A&M	10	0	3	0	2	2	2	0	0	0	1	0	0	1	0	2	
MISSISSIPPI STATE	12	0	1	0	0	0	0	0	1	1	3	0	1	0	0	0	
at Ole Miss	17	1	4	0	1	2	3	2	2	4	3	1	0	1	1	4	
TENNESSEE																	
at Arkansas																	
at Florida																	
OLE MISS																	
AUBURN																	
at LSU																	



# 23 AIDAN SHAW

@TheAidanShaw

@aidanxshaw

Sophomore | Forward | 6-8 | 205 | Overland Park, Kan. | Blue Valley High School

## CAREER STATISTICS

Season	GP-GS	Min/Avg	FG	FGA	FG%	3FG	3FGA	3P%	FTM	FTA	FT%	O	D	REB	AVG	PF	FO	AST	TO	BLK	STL	PTS	AVG
2022-23	32-2	338/10.6	36	64	56.3	6	21	28.6	7	12	58.3	20	35	55	1.7	45	0	4	9	10	8	85	2.7
2023-24	25-7	396/15.8	39	55	70.9	0	2	0.0	8	20	40.0	29	65	94	3.8	51	3	11	19	30	12	86	3.4
TOTAL	57-9	734/12.9	75	119	63.0	6	23	26.1	15	32	46.9	49	100	149	2.6	96	3	15	28	40	20	171	3.0

## 2023-24 NOTES

- Tallied back-to-back games versus Central Arkansas (Dec. 30) and Georgia (Jan. 6) with 10-plus points after not doing so in his first 44 career games.
- Recorded a career-best 14 points versus the Bulldogs, making 7-of-8 field goals (Jan. 6).
- Ranks 162nd nationally with 1.20 blocks per game, leading the country's 23rd-ranked shot-blocking team.
- First player with two five-rejection games in the same season since 2017-18, doing so against Arkansas-Pine Bluff (Nov. 6) and South Carolina State (Nov. 22).
- Also added a career-best nine rebounds in the win over Arkansas-Pine Bluff (Nov. 6).

## PERSONAL

### BIRTHDAY

September 17, 2003

### CAREER AMBITIONS

Architecture business

## CAREER BESTS

### POINTS

S: 14, vs. Georgia, 1/6/23

C: 14, vs. Georgia, 1/6/23

### REBOUNDS

S: 9, vs. Arkansas-Pine Bluff, 11/6/23

C: 9, vs. Arkansas-Pine Bluff, 11/6/23

### ASSISTS

S: 2, 2x (last vs. S Carolina, 1/13/23)

C: 2, 3x (last vs. S Carolina, 1/13/23)

### BLOCKED SHOTS

S: 5, 2x (last vs. S Carolina St, 11/22/23)

C: 5, 2x (last vs. S Carolina St, 11/22/23)

### STEALS

S: 2, 4x (last at Ole Miss, 2/17/24)

C: 2, 4x (last at Ole Miss, 2/17/24)

### MINUTES

S: 26, vs. Georgia, 1/6/23

C: 26, vs. Georgia, 1/6/23

### FIELD GOALS MADE

S: 7, vs. Georgia, 1/6/23

C: 7, vs. Georgia, 1/6/23

### 3-POINT FIELD GOALS MADE

S: n/a

C: 2, vs. Arkansas, 1/18/23

### FREE THROWS MADE

S: 2, 2x (last at Ole Miss, 2/17/24)

C: 2, 3x (last at Alabama, 1/16/24)

## MISCELLANEOUS

	SEASON	CAREER
Led MU in Points	0	0
Led MU in Rebounds	6	8
Led MU in Assists	0	0
20+ Points	0	0
10+ Points	3	3
10+ Rebounds	0	0
5+ Assists	0	0
Double-Doubles	0	0

## 2023-24 GAME-BY-GAME STATISTICS

Opponent	GS	Min	FG	FGA	3FG	3FGA	FT	FTA	OFF	DEF	REB	PF	AST	TO	STL	BLK	PTS
ARKANSAS-PINE BLUFF		23	3	4	0	0	1	2	2	7	9	5	0	2	2	5	7
MEMPHIS		16	1	2	0	0	0	0	0	3	3	3	0	1	0	1	2
SIU EDWARDSVILLE		13	3	3	0	0	1	2	1	4	5	2	0	0	1	0	7
at Minnesota		18	0	0	0	0	0	0	0	3	3	2	0	1	1	4	0
JACKSON STATE		10	1	3	0	0	0	0	0	1	1	1	0	2	0	1	2
SOUTH CAROLINA STATE		23	3	3	0	0	0	0	3	4	7	1	0	3	0	5	6
LOYOLA MARYLAND		14	0	0	0	0	0	0	0	2	2	1	0	0	0	0	0
at Pittsburgh	*	20	2	2	0	0	0	0	1	3	4	2	0	0	0	1	4
WICHITA STATE	*	13	0	1	0	1	0	0	3	2	5	4	2	0	0	3	0
at Kansas	*	22	2	4	0	0	0	0	2	1	3	2	0	0	1	2	4
vs. Seton Hall	*	13	0	1	0	0	0	0	1	1	2	2	1	1	0	0	0
vs. Illinois		13	1	1	0	0	0	2	0	2	2	5	1	0	2	1	2
CENTRAL ARKANSAS		17	5	6	0	0	0	0	3	2	5	3	1	3	0	1	10
GEORGIA	*	26	7	8	0	0	0	0	3	3	6	1	0	2	0	1	14
at Kentucky	*	16	1	3	0	1	0	0	1	1	2	1	0	0	0	2	2
SOUTH CAROLINA	*	14	0	1	0	0	0	0	3	1	4	1	2	0	0	0	0
at Alabama		15	0	1	0	0	2	4	1	2	3	1	1	0	0	0	2
FLORIDA		14	0	0	0	0	1	4	0	4	4	1	1	0	0	0	1
at Texas A&M		5	0	0	0	0	0	0	0	1	1	1	0	1	0	0	0
at South Carolina		9	1	1	0	0	1	2	1	2	3	2	0	2	0	1	3
ARKANSAS		13	2	4	0	0	0	0	0	1	1	2	0	0	0	0	4
at Vanderbilt		11	1	1	0	0	0	0	1	2	3	5	0	1	1	1	2
TEXAS A&M		19	0	0	0	0	0	2	1	6	7	2	1	0	2	0	0
MISSISSIPPI STATE		16	2	2	0	0	0	0	1	3	4	1	0	0	0	0	4
at Ole Miss		24	4	4	0	0	2	2	1	4	5	0	1	0	2	0	10
TENNESSEE																	
at Arkansas																	
at Florida																	
OLE MISS																	
AUBURN																	
at LSU																	



# 31 CALEB GRILL

@caleb\_grill0

@calebgrill3

Graduate | Guard | 6-3 | 215 | Wichita, Kan. | Iowa State

## CAREER STATISTICS

Season	GP-GS	Min/Avg	FG	FGA	FG%	3FG	3FGA	3P%	FTM	FTA	FT%	O	D	REB	AVG	PF	FO	AST	TO	BLK	STL	PTS	AVG
2019-20	29- 2	399/13.7	22	70	31.4	13	52	25.0	4	7	57.1	8	40	48	1.7	35	0	17	16	2	14	61	2.1
2020-21	27-27	898/33.3	86	217	39.6	55	161	34.2	20	31	64.5	7	80	87	3.2	55	1	61	37	3	37	247	9.1
2021-22	35- 0	844/24.1	79	202	39.1	57	164	34.8	10	16	62.5	14	76	90	2.6	71	1	53	21	6	35	225	6.4
2022-23	25-22	780/31.2	72	183	39.3	53	144	36.8	40	52	76.9	11	88	99	4.0	52	1	35	38	1	31	237	9.5
2023-24	9- 5	200/22.2	24	66	36.4	14	48	29.2	14	17	82.4	12	40	52	5.8	17	0	13	7	2	10	76	8.4
TOTAL	125-56	3121/25.0	283	738	38.3	192	569	33.7	88	123	71.5	52	324	376	3.0	230	3	179	119	14	127	846	6.8

## PERSONAL

### BIRTHDAY

June 15, 2000

### CAREER AMBITIONS

College coaching

## SEASON & CAREER BESTS

### POINTS

S: 15, 2x (last vs. Jackson St, 11/19/23)

C: 31, vs. North Carolina, 11/25/22

### REBOUNDS

S: 10, 2x (last vs. Wichita St, 12/3/23)

C: 10, 4x (last vs. Wichita St, 12/3/23)

### ASSISTS

S: 4, 2x (last at Minnesota, 11/16/23)

C: 7, at San Jose State, 2/21/21

### BLOCKED SHOTS

S: 1, 2x (last vs. Jackson St, 11/19/23)

C: 2, vs. Kansas State, 2/12/22

### STEALS

S: 4, vs. Memphis, 11/10/23

C: 5, vs. St. John's, 12/4/22

### MINUTES

S: 29, vs. Memphis, 11/10/23

C: 39, 2x (last at Boise State, 2/13/21)

### FIELD GOALS MADE

S: 5, vs. Jackson State, 11/19/23

C: 11, vs. North Carolina, 11/25/22

### 3-POINT FIELD GOALS MADE

S: 3, 2x (last vs. Wichita St, 12/3/23)

C: 8, at Texas Tech, 1/30/23

### FREE THROWS MADE

S: 8, vs. Arkansas-Pine Bluff, 11/6/23

C: 8, vs. Arkansas-Pine Bluff, 11/6/23

## MISCELLANEOUS

	SEASON	CAREER
Led MU in Points	0	0
Led MU in Rebounds	3	3
Led MU in Assists	1	1
30+ Points	0	1
20+ Points	0	5
10+ Points	3	33
10+ Rebounds	2	4
5+ Assists	0	4
Double-Doubles	1	2

## 2023-24 NOTES

- Suffered a wrist injury on Dec. 3 versus Wichita State – missing the last 16 contests (Tigers are 7-2 with him in the lineup but 1-15 without).
- Ranks first on the team with 5.8 rebounds and fifth with 8.4 points.
- Recorded his second collegiate double-double with 13 points and 10 versus Wichita State (Dec. 3).
- Matched his career high with 10 rebounds against Memphis (Nov. 10) and Wichita State (Dec. 3).
- One of six transfers on the 2023-24 roster, having played at Iowa State (2019-20, 2021-23) and UNLV (2020-21) previously.
- Led Iowa State with a 36.8 percent clip from 3-point range last season, while finishing second with 53 triples made. Also led Iowa State with 57 made 3-pointers in 2021-22 as the Cyclones advanced to the Sweet 16.
- Highlight of his tenure with the Cyclones was scoring 31 points with seven made 3-pointers in a win against No. 1 North Carolina (Nov. 25, 2002).

## 2023-24 GAME-BY-GAME STATISTICS

Opponent	GS	Min	FG	FGA	3FG	3FGA	FT	FTA	OFF	DEF	REB	PF	AST	TO	STL	BLK	PTS
ARKANSAS-PINE BLUFF	*	23	3	8	1	6	8	9	1	6	7	1	0	1	1	0	15
MEMPHIS	*	29	2	12	1	9	1	2	1	9	10	1	1	1	4	0	6
SIU EDWARDSVILLE	*	23	2	3	2	2	0	0	0	5	5	4	4	1	1	0	6
at Minnesota	*	17	1	6	0	4	0	0	2	2	4	4	4	0	0	1	2
JACKSON STATE		24	5	8	3	6	2	2	1	6	7	3	1	2	1	1	15
SOUTH CAROLINA STATE		6	0	4	0	3	0	0	0	0	0	0	0	0	0	0	0
LOYOLA MARYLAND	*	27	3	9	2	7	1	2	3	1	4	1	1	1	1	0	9
at Pittsburgh		26	4	8	2	5	0	0	3	2	5	2	1	0	1	0	10
WICHITA STATE		25	4	8	3	6	2	2	1	9	10	1	1	1	1	0	13
at Kansas																	
vs. Seton Hall																	
vs. Illinois																	
CENTRAL ARKANSAS																	
GEORGIA																	
at Kentucky																	
SOUTH CAROLINA																	
at Alabama																	
FLORIDA																	
at Texas A&M																	
at South Carolina																	
ARKANSAS																	
at Vanderbilt																	
TEXAS A&M																	
MISSISSIPPI STATE																	
at Ole Miss																	
TENNESSEE																	
at Arkansas																	
at Florida																	
OLE MISS																	
AUBURN																	
at LSU																	



# 35 NOAH CARTER



@noah3carter



@noah3carter

Graduate | Forward | 6-6 | 235 | Dubuque, Iowa | Northern Iowa

## CAREER STATISTICS

Season	GP-GS	Min/Avg	FG	FGA	FG%	3FG	3FGA	3P%	FTM	FTA	FT%	O	D	REB	AVG	PF	FO	AST	TO	BLK	STL	PTS	AVG
2019-20	27- 0	222/8.2	43	78	55.1	20	49	40.8	9	11	81.8	11	35	46	1.7	14	0	4	8	2	4	115	4.3
2020-21	25-14	685/27.4	101	213	47.4	34	109	31.2	45	58	77.6	27	115	142	5.7	46	0	26	32	11	19	281	11.2
2021-22	32-21	853/26.7	170	353	48.2	40	134	29.9	100	126	79.4	19	113	132	4.1	65	0	58	44	12	19	480	15.0
2022-23	34-20	746/22.0	120	243	49.4	38	118	32.2	49	68	72.1	44	92	136	4.0	76	0	62	40	15	18	327	9.6
2023-24	25-23	666/26.7	100	244	41.0	30	108	27.8	58	75	77.3	26	100	126	5.0	62	0	37	29	19	22	288	11.5
TOTAL	143-78	3173/22.2	534	1131	47.2	162	518	31.3	261	338	77.2	127	455	582	4.1	263	0	187	153	59	82	1491	10.4

## CAREER HONORS

2021-22 All-Missouri Valley Conference Second Team

## 2023-24 NOTES

- Team captain.
- Leads all active players on Mizzou with 5.0 rebounds per game, while placing third with 11.5 points.
- Tallied 20-plus points in two-straight games for the first time during his career with 20 at Kentucky (Jan. 9) and a season-best 23 points versus South Carolina (Jan. 13).
- Recorded his first double-double with the Tigers against SIUE, collecting 15 points and 10 rebounds (Nov. 13).

## 2023-24 GAME-BY-GAME STATISTICS

Opponent	GS	Min	FG	FGA	3FG	3FGA	FT	FTA	OFF	DEF	REB	PF	AST	TO	STL	BLK	PTS
ARKANSAS-PINE BLUFF	*	29	7	12	1	3	0	0	1	5	6	3	1	2	1	1	15
MEMPHIS	*	33	4	12	1	4	1	2	0	7	7	2	1	1	0	1	10
SIU EDWARDSVILLE	*	28	5	12	4	9	1	2	1	9	10	0	1	1	1	3	15
at Minnesota	*	31	5	10	2	5	1	1	1	5	6	2	2	1	2	2	13
JACKSON STATE	*	20	3	8	1	6	0	0	0	4	4	1	2	2	0	1	7
SOUTH CAROLINA STATE	*	23	4	7	0	1	5	5	2	4	6	4	3	1	0	4	13
LOYOLA MARYLAND	*	29	5	8	3	6	5	8	2	4	6	1	2	2	3	1	18
at Pittsburgh	*	28	5	9	1	2	2	2	0	8	8	4	2	1	0	0	13
WICHITA STATE	*	29	1	9	1	6	6	7	1	2	3	3	0	2	3	0	9
at Kansas	*	26	3	8	0	2	1	1	1	6	7	1	0	1	0	0	7
vs. Seton Hall	*	27	1	12	1	6	6	7	4	5	9	2	1	1	0	0	9
vs. Illinois	*	19	4	11	0	4	0	2	2	3	5	3	1	0	0	0	8
CENTRAL ARKANSAS	*	23	3	9	0	5	5	5	2	6	8	0	2	1	3	0	11
GEORGIA	*	35	4	10	3	4	2	2	0	3	3	3	3	2	0	1	13
at Kentucky	*	30	6	12	3	7	5	7	0	3	3	2	0	1	2	0	20
SOUTH CAROLINA	*	41	9	20	2	10	3	5	0	5	5	2	1	0	1	0	23
at Alabama	*	27	5	11	1	4	2	2	1	0	1	3	3	2	0	0	13
FLORIDA	*	25	3	8	0	3	0	0	0	0	0	3	1	0	2	0	6
at Texas A&M		16	3	6	1	3	1	2	3	3	6	4	2	0	0	0	8
at South Carolina		27	3	10	0	1	1	2	0	2	2	4	1	1	0	0	7
ARKANSAS	*	16	2	5	2	3	0	0	1	1	2	3	0	1	1	1	6
at Vanderbilt	*	31	7	16	2	7	4	5	2	4	6	2	2	1	2	0	20
TEXAS A&M	*	33	4	6	1	3	2	3	0	4	4	4	2	2	0	2	11
MISSISSIPPI STATE	*	26	3	10	0	4	1	1	1	6	7	2	4	1	1	1	7
at Ole Miss	*	14	1	3	0	0	4	4	1	1	2	4	0	2	0	1	6
TENNESSEE																	
at Arkansas																	
at Florida																	
OLE MISS																	
AUBURN																	
at LSU																	

## PERSONAL

### BIRTHDAY

November 13, 2000

### CAREER AMBITIONS

Professional fisherman

## SEASON & CAREER BESTS

### POINTS

S: 23, vs. South Carolina, 1/13/23

C: 33, at Valparaiso, 1/19/22

### REBOUNDS

S: 10, vs. SIUE, 11/13/23

C: 13, vs. Indiana State, 2/7/21

### ASSISTS

S: 4, vs. Mississippi State, 2/10/24

C: 6, vs. Utah State, 3/16/23

### BLOCKED SHOTS

S: 4, vs. South Carolina St, 11/22/23

C: 4, vs. South Carolina St, 11/22/23

### STEALS

S: 3, 3x (last vs. Central Ark., 12/30/23)

C: 4, vs. Valparaiso, 2/14/21

### MINUTES

S: 41, vs. South Carolina, 1/13/23

C: 41, vs. South Carolina, 1/13/23

### FIELD GOALS MADE

S: 9, vs. South Carolina, 1/13/23

C: 11, at Valparaiso, 1/19/22

### 3-POINT FIELD GOALS MADE

S: 4, vs. SIUE, 11/13/23

C: 9, vs. Western Kentucky, 11/25/20

### FREE THROWS MADE

S: 6, 2x (last vs. Seton Hall, 12/17/23)

C: 9, at Drake, 2/5/22

## MISCELLANEOUS

	SEASON	CAREER
Led MU in Points	4	7
Led MU in Rebounds	10	16
Led MU in Assists	1	5
30+ Points	0	1
20+ Points	3	19
10+ Points	14	69
10+ Rebounds	1	4
5+ Assists	0	5
Double-Doubles	1	4



# 45 MABOR MAJAK



@MaborMajak



@mabor\_majak

Senior | Center | 7-2 | 245 | Juba, South Sudan | Cleveland State

## CAREER STATISTICS

Season	GP-GS	Min/Avg	FG	FGA	FG%	3FG	3FGA	3P%	FTM	FTA	FT%	O	D	REB	AVG	PF	FO	AST	TO	BLK	STL	PTS	AVG
2020-21	12-0	64/5.3	3	10	30.0	0	0	0.0	3	3	100.0	5	4	9	0.8	17	1	0	6	1	1	9	0.8
2021-22	23-0	101/4.4	5	12	41.7	0	0	0.0	2	5	40.0	11	8	19	0.8	13	0	4	3	2	3	12	0.5
2022-23	8-0	20/2.6	0	1	0.0	0	0	0.0	1	2	50.0	2	1	3	0.4	4	0	0	2	1	0	1	0.1
2023-24	17-0	96/5.7	1	2	50.0	0	0	0.0	2	6	33.3	7	9	16	0.9	11	0	2	4	4	0	4	0.2
TOTAL	60-0	281/4.7	9	25	36.0	0	0	0.0	8	16	50.0	25	22	47	0.8	45	1	6	15	8	4	26	0.4

## 2023-24 NOTES

- Tallied four points, 14 rebounds and four blocks in the last five games – had one point, five rebounds and one block in his first 23 games as a Tiger.
- Matched his career high with four rebounds in back-to-back games against Arkansas (Jan. 31) and Vanderbilt (Feb. 3).
- Team captain.

## PERSONAL

### BIRTHDAY

August 27, 2000

### CAREER AMBITIONS

Start a business

## SEASON & CAREER BESTS

### POINTS

S: 3, vs. Texas A&M, 2/7/24

C: 6, vs. Penn St-Behrend, 11/27/21

### REBOUNDS

S: 4, 2x (last at Vanderbilt, 2/3/24)

C: 4, 3x (last at Vanderbilt, 2/3/24)

### ASSISTS

S: 1, 2x (last at Vanderbilt, 2/3/24)

C: 2, vs. IUPUI, 2/12/22

### BLOCKED SHOTS

S: 2, vs. Mississippi State, 2/10/24

C: 2, vs. Mississippi State, 2/10/24

### STEALS

S: n/a

C: 1, 4x (last vs. Wright State, 3/7/22)

### MINUTES

S: 19, at Vanderbilt, 2/3/24

C: 19, at Vanderbilt, 2/3/24

### FIELD GOALS MADE

S: 1, vs. Texas A&M, 2/7/24

C: 2, 2x (last vs Penn St-Behrend, 11/27/21)

### 3-POINT FIELD GOALS MADE

S: n/a

C: n/a

### FREE THROWS MADE

S: 1, 2x (last vs. Texas A&M, 2/7/24)

C: 2, 2x (last vs Penn St-Behrend, 11/27/21)

## MISCELLANEOUS

### SEASON CAREER

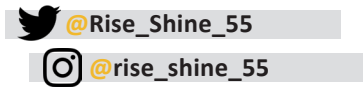
Led MU in Points	0	0
Led MU in Rebounds	0	0
Led MU in Assists	0	0
20+ Points	0	0
10+ Points	0	0
10+ Rebounds	0	0
5+ Assists	0	0
Double-Doubles	0	0

## 2023-24 GAME-BY-GAME STATISTICS

Opponent	GS	Min	FG	FGA	3FG	3FGA	FT	FTA	OFF	DEF	REB	PF	AST	TO	STL	BLK	PTS
ARKANSAS-PINE BLUFF																	
MEMPHIS	2	0	0	0	0	0	0	0	0	0	0	0	0	0	0	0	0
SIU EDWARDSVILLE																	
at Minnesota																	
JACKSON STATE																	
SOUTH CAROLINA STATE	1	0	0	0	0	0	0	0	0	1	1	0	0	0	0	0	0
LOYOLA MARYLAND	1	0	0	0	0	0	0	0	0	0	0	0	0	0	0	0	0
at Pittsburgh	1	0	0	0	0	0	0	0	0	0	0	0	0	0	0	0	0
WICHITA STATE	5	0	0	0	0	0	0	0	0	0	0	0	1	0	0	0	0
at Kansas	2	0	0	0	0	0	0	0	0	0	0	0	0	0	0	0	0
vs. Seton Hall	3	0	0	0	0	0	0	0	0	0	0	0	0	0	0	0	0
vs. Illinois	2	0	0	0	0	0	0	0	0	0	0	0	0	0	0	0	0
CENTRAL ARKANSAS	1	0	0	0	0	0	0	0	0	0	0	0	0	0	0	0	0
GEORGIA																	
at Kentucky	8	0	0	0	0	0	0	2	0	1	1	1	0	1	0	0	0
SOUTH CAROLINA																	
at Alabama	4	0	0	0	0	0	0	0	0	0	0	0	0	0	0	0	0
FLORIDA	1	0	0	0	0	0	0	0	0	0	0	0	0	0	0	0	0
at Texas A&M																	
at South Carolina																	
ARKANSAS	8	0	0	0	0	0	1	2	1	3	4	1	0	1	0	1	1
at Vanderbilt	19	0	0	0	0	0	0	0	4	0	4	3	1	0	0	1	0
TEXAS A&M	13	1	1	0	0	0	1	1	1	1	2	4	0	1	0	0	3
MISSISSIPPI STATE	11	0	0	0	0	0	0	0	0	1	1	1	0	1	0	2	0
at Ole Miss	14	0	1	0	0	0	0	1	1	2	3	1	0	0	0	0	0
TENNESSEE																	
at Arkansas																	
at Florida																	
OLE MISS																	
AUBURN																	
at LSU																	



# 55 SEAN EAST II



Graduate | Guard | 6-3 | 180 | Louisville, Ky. | John A. Logan

## CAREER STATISTICS

Season	GP-GS	Min/Avg	FG	FGA	FG%	3FG	3FGA	3P%	FTM	FTA	FT%	O	D	REB	AVG	PF	FO	AST	TO	BLK	STL	PTS	AVG
2019-20	31-20	872/28.1	106	266	39.8	26	81	32.1	50	64	78.1	21	56	77	2.5	67	1	153	83	1	34	288	9.3
2020-21	24-20	673/28.0	87	205	42.4	22	63	34.9	20	24	83.3	16	61	77	3.2	45	0	88	38	2	24	216	9.0
2022-23	35- 1	813/23.2	95	214	44.4	15	68	22.1	51	61	83.6	15	57	72	2.1	69	0	89	53	2	47	256	7.3
2023-24	23-23	769/33.4	135	259	52.1	28	60	46.7	71	82	86.6	12	66	78	3.4	56	2	96	62	4	27	369	16.0
TOTAL	113-64	3129/27.7	423	944	44.8	91	272	33.5	192	231	83.1	64	240	304	2.7	237	3	426	236	9	132	1129	10.0

## 2023-24 NOTES

- Returned from an injury to score 25 points with six assists on Saturday at Ole Miss – his most points in a Mizzou uniform (Jan. 17).
- Leads Mizzou with 16.0 points per game – nearly double his total entering the season (8.4) – and 4.2 assists per game.
- Aiming to become the sixth player in school history to average 15.0 points and 4.0 assists.
- Raised his season average by 8.3 points from last year – the highest increase in the SEC.
- One of three players to rank in the top 10 in the SEC in both points and assists, placing ninth in scoring and third in assists.
- Recorded eight 20-plus point games after doing so only twice in 90 games prior to the season.
- Also has four games of at least 20 points and six assists – the first Tiger to do so since Melvin Booker in 1993-94.
- Tallied a season-best 22 points to go with nine assists versus Wichita State – first Tiger with 20 points and nine assists in a game since Phil Pressey in 2013 (Dec. 3).
- Hit the game-winning basket versus Minnesota, completing an and-one with 9.9 seconds left as Missouri finished on a 31-9 to rally from 20-points down (Nov. 16).
- Tallied his 1,000th career point against Georgia (Jan. 6).

## 2023-24 GAME-BY-GAME STATISTICS

Opponent	GS	Min	FG	FGA	3FG	3FGA	FT	FTA	OFF	DEF	REB	PF	AST	TO	STL	BLK	PTS
ARKANSAS-PINE BLUFF	*	21	7	8	2	3	5	5	1	2	3	5	2	1	0	0	21
MEMPHIS	*	38	5	8	2	4	2	4	0	1	1	1	2	1	0	0	14
SIU EDWARDSVILLE	*	33	8	11	2	3	2	2	0	1	1	0	2	2	1	0	20
at Minnesota	*	33	4	12	0	0	1	1	1	1	2	1	3	1	3	0	9
JACKSON STATE	*	29	3	5	0	0	0	0	0	3	3	0	1	3	0	0	6
SOUTH CAROLINA STATE	*	34	8	13	1	3	4	4	1	1	2	1	4	3	2	0	21
LOYOLA MARYLAND	*	36	7	12	0	0	3	4	1	2	3	3	4	3	1	0	17
at Pittsburgh	*	34	7	13	3	4	4	6	0	5	5	4	4	5	1	0	21
WICHITA STATE	*	36	6	13	3	4	7	8	0	4	4	1	9	2	3	0	22
at Kansas	*	39	8	15	2	4	3	4	0	3	3	4	6	5	2	0	21
vs. Seton Hall	*	36	6	12	2	3	2	4	0	3	3	2	6	4	1	0	16
vs. Illinois	*	32	8	17	2	6	0	0	0	2	2	2	2	3	0	0	18
CENTRAL ARKANSAS	*	24	7	9	2	3	0	0	2	3	5	3	1	3	1	1	16
GEORGIA	*	40	9	20	0	2	0	0	2	4	6	2	8	0	2	1	18
at Kentucky	*	32	7	12	1	2	4	5	0	4	4	3	4	1	2	0	19
SOUTH CAROLINA	*	41	5	14	1	4	4	5	0	8	8	3	2	5	1	1	15
at Alabama	*	30	2	8	0	2	2	2	1	3	4	1	4	2	2	0	6
FLORIDA	*	26	2	7	0	1	2	2	1	3	4	5	3	3	2	0	6
at Texas A&M	*	34	6	11	2	4	3	3	0	2	2	4	5	4	1	0	17
at South Carolina	*	39	7	11	0	2	7	7	0	3	3	2	7	1	2	0	21
ARKANSAS	*	37	3	8	1	2	4	4	1	5	6	4	7	6	0	1	11
at Vanderbilt	*	34	4	11	1	2	0	0	1	1	2	2	4	1	0	0	9
TEXAS A&M																	Did Not Play
MISSISSIPPI STATE																	Did Not Play
at Ole Miss	*	33	6	9	1	2	12	12	0	2	2	3	6	3	0	0	25
TENNESSEE																	
at Arkansas																	
at Florida																	
OLE MISS																	
AUBURN																	
at LSU																	

## PERSONAL

### BIRTHDAY

November 17, 1999

### CAREER AMBITIONS

Entrepreneur

## SEASON & CAREER BESTS

### POINTS

S: 25, at Ole Miss, 2/17/24

C: 26, at Akron, 12/30/19

### REBOUNDS

S: 8, vs. South Carolina, 1/13/23

C: 8, vs. South Carolina, 1/13/23

### ASSISTS

S: 9, vs. Wichita State, 12/3/23

C: 9, 2x (last vs. Wichita St, 12/3/23)

### BLOCKED SHOTS

S: 1, 4x (last vs. Arkansas, 1/31/24)

C: 1, 8x (last vs. Arkansas, 1/31/24)

### STEALS

S: 3, 2x (last vs. Wichita St, 12/3/23)

C: 5, vs. Miss. Valley State, 11/20/22

### MINUTES

S: 41, vs. South Carolina, 1/13/23

C: 41, 2x (last vs. S Carolina, 1/13/23)

### FIELD GOALS MADE

S: 9, vs. Georgia, 1/6/23

C: 11, at Akron, 12/30/19

### 3-POINT FIELD GOALS MADE

S: 3, 2x (last vs. Wichita St, 12/3/23)

C: 3, 7x (last vs. Wichita St, 12/3/23)

### FREE THROWS MADE

S: 12, at Ole Miss, 2/17/24

C: 12, at Ole Miss, 2/17/24

## MISCELLANEOUS

	SEASON	CAREER
Led MU in Points	12	14
Led MU in Rebounds	6	7
Led MU in Assists	15	27
20+ Points	8	10
10+ Points	18	53
10+ Rebounds	0	0
5+ Assists	9	42
Double-Doubles	0	0



# 75 CONNOR VANOVER

@Vanover\_Connor

@cv\_23

Graduate | Center | 7-5 | 230 | Little Rock, Ark. | Oral Roberts

## CAREER STATISTICS

Season	GP-GS	Min/Avg	FG	FGA	FG%	3FG	3FGA	3P%	FTM	FTA	FT%	O	D	REB	AVG	PF	FO	AST	TO	BLK	STL	PTS	AVG
2018-19	28-15	491/17.5	83	177	46.9	27	76	35.5	16	24	66.7	21	62	83	3.0	38	0	5	18	35	7	209	7.5
2020-21	29-27	485/16.7	70	155	45.2	24	74	32.4	20	21	95.2	27	104	131	4.5	37	0	14	21	51	13	184	6.3
2021-22	15-10	115/7.7	22	51	43.1	1	13	7.7	14	17	82.4	12	19	31	2.1	4	0	4	3	9	2	59	3.9
2022-23	34-34	875/25.7	164	317	51.7	46	142	32.4	57	70	81.4	54	191	245	7.2	47	0	28	34	110	24	431	12.7
2023-24	21- 5	237/11.3	30	59	50.8	4	20	20.0	13	15	86.7	13	37	50	2.4	15	0	7	6	16	11	77	3.7
TOTAL	127-91	2202/17.3	369	759	48.6	102	325	31.4	120	147	81.6	127	413	540	4.3	141	0	58	82	221	57	960	7.6

## PERSONAL

### BIRTHDAY

June 23, 1999

### CAREER AMBITIONS

Working in the sports industry

## SEASON & CAREER BESTS

### POINTS

S: 11, 2x (last vs. Central Ark., 12/30/23)

C: 24, at Stanford, 3/7/19

### REBOUNDS

S: 7, 2x (last at S Carolina, 1/27/24)

C: 16, vs. North Texas, 11/28/20

### ASSISTS

S: 1, 7x (last vs. Arkansas, 1/31/24)

C: 3, 2x (last vs North Dakota St, 3/7/23)

### BLOCKED SHOTS

S: 2, 4x (last vs. S Carolina, 1/13/23)

C: 8, 2x (last at W Illinois, 2/11/23)

### STEALS

S: 3, vs. Central Arkansas, 12/30/23

C: 3, 4x (last vs. Central Ark., 12/30/23)

### MINUTES

S: 21, at Pittsburgh, 11/28/23

C: 34, 2x (last vs. Omaha, 1/28/23)

### FIELD GOALS MADE

S: 4, 2x (last vs. Central Ark., 12/30/23)

C: 9, 4x (last vs North Dakota, 3/4/23)

### 3-POINT FIELD GOALS MADE

S: 1, 4x (last vs. Arkansas, 1/31/24)

C: 5, at Stanford, 3/7/19

### FREE THROWS MADE

S: 5, at South Carolina, 1/27/24

C: 8, 2x (last vs Missouri St, 12/16/22)

## MISCELLANEOUS

	SEASON	CAREER
Led MU in Points	0	0
Led MU in Rebounds	2	2
Led MU in Assists	0	0
20+ Points	0	5
10+ Points	2	43
10+ Rebounds	0	9
5+ Assists	0	0
Double-Doubles	0	7

## CAREER HONORS

- 2022-23 Summit League Defensive Player of the Year
- 2022-23 Summit League Newcomer of the Year
- 2022-23 All-Summit League First Team

## 2023-24 NOTES

- Ranks seventh nationally among active players with 221 blocks and 20th with 1.74 rejections per game.
- One of six transfers on the 2023-24 roster, having played last season at Oral Roberts with previous Power 6 experience in the SEC (Arkansas, 2020-22) and Pac-12 (California, 2018-19).
- First player in Mizzou history to wear a number six through nine, selecting 75 to represent his height.
- Tallest player in school history and tied with Ole Miss' Jamarion Sharp as the tallest player in the NCAA this season.
- Had more blocks individually (110) last year than Mizzou had as a team (95).

## 2023-24 GAME-BY-GAME STATISTICS

Opponent	GS	Min	FG	FGA	3FG	3FGA	FT	FTA	OFF	DEF	REB	PF	AST	TO	STL	BLK	PTS
ARKANSAS-PINE BLUFF																	
JACKSON STATE																	
MEMPHIS																	
SIU EDWARDSVILLE																	
at Minnesota	7	0	1	0	1	0	0	0	0	2	2	0	0	0	1	0	0
SOUTH CAROLINA STATE	*	3	1	2	0	1	0	0	0	2	2	0	0	0	0	0	2
LOYOLA MARYLAND	*	17	2	3	1	1	0	0	1	3	4	0	0	1	2	1	5
at Pittsburgh	21	3	8	0	2	0	0	3	4	7	0	1	0	1	2	6	
WICHITA STATE	17	3	4	1	2	4	4	0	2	2	3	1	0	0	1	11	
at Kansas	18	4	6	0	2	1	2	0	2	2	2	0	0	0	1	2	9
vs. Seton Hall	11	2	2	0	0	0	0	1	0	1	0	1	1	0	0	4	
vs. Illinois	6	0	4	0	3	0	0	1	0	1	0	0	0	0	0	1	0
CENTRAL ARKANSAS	16	4	5	0	1	3	3	2	0	2	1	0	1	3	1	11	
GEORGIA	6	0	2	0	1	0	0	0	0	0	1	0	0	0	0	0	0
at Kentucky	14	2	4	0	1	0	0	1	3	4	1	1	0	1	2	4	
SOUTH CAROLINA	14	2	2	1	1	0	0	0	1	1	0	0	0	0	0	2	5
at Alabama	*	9	1	1	0	0	0	0	2	2	0	0	0	1	0	2	
FLORIDA	*	12	1	1	0	0	0	0	3	3	1	1	1	0	1	2	
at Texas A&M	9	1	1	0	0	0	0	0	3	3	2	0	0	0	1	2	
at South Carolina	18	0	3	0	0	5	6	2	5	7	1	1	1	0	0	5	
ARKANSAS	14	3	5	1	2	0	0	2	2	4	2	1	1	0	1	7	
at Vanderbilt	3	0	0	0	0	0	0	0	1	1	0	0	0	0	0	0	
TEXAS A&M	3	0	0	0	0	0	0	0	0	0	0	0	0	0	0	0	
MISSISSIPPI STATE	11	1	2	0	1	0	0	0	0	0	1	0	0	0	0	2	
at Ole Miss																	
TENNESSEE																	
at Arkansas																	
at Florida																	
OLE MISS																	
AUBURN																	
at LSU																	



# 12 JACKSON FRANCOIS

@JacksonFrancoi3  
 @jacksonfrancoiss

Sophomore | Guard | 6-5 | 160 | Las Vegas, Nev. | Bishop Gorman High School

## CAREER STATISTICS

Season	GP-GS	Min/Avg	FG	FGA	FG%	3FG	3FGA	3P%	FTM	FTA	FT%	O	D	REB	AVG	PF	FO	AST	TO	BLK	STL	PTS	AVG
2022-23	8-0	6/0.8	0	2	0.0	0	1	0.0	0	1	0.0	0	0	0	0.0	0	0	0	0	0	1	0	0.0
2023-24	2-0	3/1.5	0	1	0.0	0	1	0.0	0	0	0.0	0	0	0	0.0	0	0	0	0	0	0	0	0.0
TOTAL	10-0	9/0.9	0	3	0.0	0	2	0.0	0	1	0.0	0	0	0	0.0	0	0	0	0	0	1	0	0.0

## 2023-24 NOTES

## CAREER BESTS

### POINTS

n/a

### REBOUNDS

n/a

### ASSISTS

n/a


## PERSONAL

### BIRTHDAY

May 20, 2004

### CAREER AMBITIONS

Athletic Director



# 15 DANNY STEPHENS

@dannystephens23  
 @dannystephens235

Freshman | Guard | 6-6 | 210 | Bowen, Ill. | Southeastern High School

## CAREER STATISTICS

Season	GP-GS	Min/Avg	FG	FGA	FG%	3FG	3FGA	3P%	FTM	FTA	FT%	O	D	REB	AVG	PF	FO	AST	TO	BLK	STL	PTS	AVG
2023-24	0-0	0/0.0	0	0	0.0	0	0	0.0	0	0	0.0	0	0	0	0.0	0	0	0	0	0	0	0	0.0

## 2023-24 NOTES

## CAREER BESTS

### POINTS

n/a

### REBOUNDS

n/a

### ASSISTS

n/a


## PERSONAL

### BIRTHDAY

November 9, 2004

### CAREER AMBITIONS

Work on the family farm



# 33 JV BROWN

@\_JVBrown\_4  
 @jvbrown4

Freshman | Guard | 6-5 | 195 | Los Angeles, Calif. | Rolling Hills Prep

## CAREER STATISTICS

Season	GP-GS	Min/Avg	FG	FGA	FG%	3FG	3FGA	3P%	FTM	FTA	FT%	O	D	REB	AVG	PF	FO	AST	TO	BLK	STL	PTS	AVG
2023-24	0-0	0/0.0	0	0	0.0	0	0	0.0	0	0	0.0	0	0	0	0.0	0	0	0	0	0	0	0	0.0

## 2023-24 NOTES

## CAREER BESTS

### POINTS

n/a

### REBOUNDS

n/a

### ASSISTS

n/a

## PERSONAL

### BIRTHDAY

May 18, 2004

### CAREER AMBITIONS

Start a business

Game Records

Record	Overall	Home	Away	Neutral
ALL GAMES	8-17	6-8	2-7	0-2
CONFERENCE	0-12	0-6	0-6	0-0
NON-CONFERENCE	8-5	6-2	2-1	0-2

Score by Periods

Team	1st	2nd	OT	TOT
Missouri	859	938	7	1804
Opponents	907	946	9	1862

Team Box Score

No.	Player				Total		3-Point		F-Throw		Rebounds												
		GP-GS	MIN	AVG	FG-FGA	FG%	3FG-3FGA	3FG%	FT-FTA	FT%	OFF	DEF	TOT	AVG	PF	DQ	A	TO	BLK	STL	PTS	AVG	
55	EAST II, Sean	23-23	769:14	33.4	135-259	.521	28-60	.467	71-82	.866	12	66	78	3.4	56	2	96	62	4	27	369	16.0	
2	BATES, Tamar	25-18	652:07	26.1	125-240	.521	27-65	.415	72-78	.923	20	43	63	2.5	49	0	31	41	5	18	349	14.0	
35	CARTER, Noah	25-23	666:30	26.7	100-244	.410	30-108	.278	58-75	.773	26	100	126	5.0	62	0	37	29	19	22	288	11.5	
10	HONOR, Nick	25-25	779:43	31.2	87-230	.378	58-143	.406	37-44	.841	9	24	33	1.3	50	0	45	37	3	20	269	10.8	
31	GRILL, Caleb	9-5	199:57	22.2	24-66	.364	14-48	.292	14-17	.824	12	40	52	5.8	17	0	13	7	2	10	76	8.4	
14	ROBINSON II, Anthony	23-0	320:49	13.9	27-81	.333	7-35	.200	27-37	.730	15	29	44	1.9	45	0	24	12	7	32	88	3.8	
75	VANOVER, Connor	21-5	236:41	11.3	30-59	.508	4-20	.200	13-15	.867	13	37	50	2.4	15	0	7	6	16	11	77	3.7	
23	SHAW, Aidan	25-7	395:47	15.8	39-55	.709	0-2	.000	8-20	.400	29	65	94	3.8	51	3	11	19	30	12	86	3.4	
5	TONJE, John	8-4	77:39	9.7	6-12	.500	2-6	.333	7-7	1.000	1	6	7	0.9	7	0	3	6	1	2	21	2.6	
13	CARRALERO MARTIN, Jesus	19-4	241:47	12.7	17-54	.315	5-16	.313	6-8	.750	15	26	41	2.2	34	2	32	18	9	17	45	2.4	
0	BUTLER, Jordan	23-7	254:13	11.1	19-50	.380	4-24	.167	10-18	.556	14	32	46	2.0	49	3	2	8	20	8	52	2.3	
4	LEWIS, Curt	22-2	214:14	9.7	17-57	.298	7-30	.233	6-11	.545	8	25	33	1.5	15	0	14	9	2	9	47	2.1	
11	PIERCE, Trent	16-2	103:34	6.5	13-35	.371	4-22	.182	1-6	.167	2	18	20	1.3	17	0	1	7	4	6	31	1.9	
1	BROWN, Kaleb	2-0	12:37	6.3	1-3	.333	0-2	.000	0-0	.000	0	2	2	1.0	3	0	2	3	0	1	2	1.0	
45	MAJAK, Mabor	17-0	96:23	5.7	1-2	.500	0-0	.000	2-6	.333	7	9	16	0.9	11	0	2	4	4	0	4	0.2	
12	FRANCOIS, Jackson	3-0	03:45	1.2	0-1	.000	0-1	.000	0-0	.000	0	0	0	0.0	0	0	0	0	0	0	0	0.0	
Team											41	38	79					16					
Total		25	5025		641-1448	.443	190-582	.326	332-424	.783	224	560	784	31.4	481	10	320	284	126	195	1804	72.2	
Opponents		25	5025		625-1425	.439	190-559	.340	422-565	.747	303	630	933	37.3	415	4	325	327	75	161	1862	74.5	

Team Statistics

	MIZ	OPP
Scoring	1804	1862
Points per game	72.2	74.5
Scoring margin	-2.3	-
Field goals-att	641-1448	625-1425
Field goal pct	.443	.439
3 point fg-att	190-582	190-559
3-point FG pct	.326	.340
3-pt FG made per game	7.6	7.6
Free throws-att	332-424	422-565
Free throw pct	.783	.747
F-Throws made per game	13.3	16.9
Rebounds	784	933
Rebounds per game	31.4	37.3
Rebounding margin	-6.0	-
Assists	320	325
Assists per game	12.8	13.0
Turnovers	284	327
Turnovers per game	11.4	13.1
Turnover margin	+1.7	-
Assist/turnover ratio	1.1	1.0
Steals	195	161
Steals per game	7.8	6.4
Blocks	126	75
Blocks per game	5.0	3.0
Winning streak	0	-
Home win streak	0	-
Attendance	153393	101999
Home games-Avg/Game	14-10957	9-11333
Neutral site-Avg/Game	-	2-12774

Team Results

Date	Opponent		Score	Att.
11/06/2023	Ark.-Pine Bluff	W	101-79	11486
11/10/2023	Memphis	L	55-70	15061
11/13/2023	SIUE	W	68-50	9656
11/16/2023	at Minnesota	W	70-68	7975
11/19/2023	Jackson St.	L	72-73	9690
11/22/2023	South Carolina St.	W	82-59	9745
11/25/2023	Loyola Maryland	W	78-70	9762
11/28/2023	at Pittsburgh	W	71-64	7390
12/03/2023	Wichita St.	W	82-72	10885
12/09/2023	at Kansas	L	64-73	16300
12/17/2023	vs Seton Hall	L	87-93	7062
12/22/2023	vs Illinois	L	73-97	18485
12/30/2023	Central Ark.	W	92-59	10623
01/06/2024	Georgia	L	68-75	12407
01/09/2024	at Kentucky	L	77-90	20086
01/13/2024	South Carolina	Lot	69-71	11135
01/16/2024	at Alabama	L	75-93	11569
01/20/2024	Florida	L	67-79	11489
01/23/2024	at Texas A&M	L	57-63	9623
01/27/2024	at South Carolina	L	64-72	13553
01/31/2024	Arkansas	L	84-91	11020
02/03/2024	at Vanderbilt	L	61-68	6905
02/07/2024	Texas A&M	L	60-79	9814
02/10/2024	Mississippi St.	L	51-75	10620
02/17/2024	at Ole Miss	L	76-79	8598

Game Records

Record	Overall	Home	Away	Neutral
ALL GAMES	0-12	0-6	0-6	0-0
CONFERENCE	0-12	0-6	0-6	0-0
NON-CONFERENCE	0-0	0-0	0-0	0-0

Score by Periods

Team	1st	2nd	OT	TOT
Missouri	376	426	7	809
Opponents	438	488	9	935

Team Box Score

No.	Player				Total		3-Point		F-Throw		Rebounds											
		GP-GS	MIN	AVG	FG-FGA	FG%	3FG-3FGA	3FG%	FT-FTA	FT%	OFF	DEF	TOT	AVG	PF	DQ	A	TO	BLK	STL	PTS	AVG
2	BATES, Tamar	12-12	400:37	33.4	82-159	.516	11-36	.306	46-50	.920	11	31	42	3.5	24	0	18	30	3	10	221	18.4
55	EAST II, Sean	10-10	345:52	34.6	51-111	.459	7-23	.304	38-40	.950	6	35	41	4.1	29	1	50	26	3	12	147	14.7
35	CARTER, Noah	12-10	322:17	26.9	50-117	.427	15-49	.306	25-33	.758	9	32	41	3.4	36	0	19	13	6	9	140	11.7
10	HONOR, Nick	12-12	398:15	33.2	37-105	.352	27-70	.386	21-24	.875	2	12	14	1.2	28	0	17	18	1	11	122	10.2
23	SHAW, Aidan	12-3	180:09	15.0	18-25	.720	0-1	.000	6-14	.429	13	30	43	3.6	18	1	6	6	6	5	42	3.5
13	CARRALERO MARTIN, Jesus	9-2	146:58	16.3	11-31	.355	3-10	.300	4-6	.667	6	17	23	2.6	19	2	14	13	6	11	29	3.2
0	BUTLER, Jordan	10-7	153:20	15.3	9-25	.360	1-10	.100	8-10	.800	7	16	23	2.3	30	3	1	4	8	5	27	2.7
75	VANOVER, Connor	11-2	114:13	10.4	11-21	.524	2-6	.333	5-6	.833	5	20	25	2.3	9	0	4	3	7	2	29	2.6
14	ROBINSON II, Anthony	10-0	122:40	12.3	7-29	.241	3-16	.188	7-11	.636	5	6	11	1.1	18	0	2	4	2	9	24	2.4
4	LEWIS, Curt	10-2	118:21	11.8	6-28	.214	3-14	.214	5-9	.556	4	16	20	2.0	11	0	7	6	2	4	20	2.0
5	TONJE, John	2-0	23:57	12.0	0-1	.000	0-0	.000	2-2	1.000	1	2	3	1.5	2	0	1	1	0	1	2	1.0
45	MAJAK, Mabor	8-0	78:14	9.8	1-2	.500	0-0	.000	2-6	.333	7	8	15	1.9	11	0	1	4	4	0	4	0.5
11	PIERCE, Trent	4-0	18:39	4.7	1-5	.200	0-3	.000	0-0	.000	0	6	6	1.5	7	0	0	0	0	0	2	0.5
12	FRANCOIS, Jackson	2-0	01:28	0.7	0-0	.000	0-0	.000	0-0	.000	0	0	0	0.0	0	0	0	0	0	0	0	0.0
Team											11	23	34					6				
Total		12	2425		284-659	.431	72-238	.303	169-211	.801	87	254	341	28.4	242	7	140	134	48	79	809	67.4
Opponents		12	2425		307-679	.452	97-267	.363	224-298	.752	145	309	454	37.8	199	2	159	138	34	80	935	77.9

Team Statistics

	MIZ	OPP
Scoring	809	935
Points per game	67.4	77.9
Scoring margin	-10.5	-
Field goals-att	284-659	307-679
Field goal pct	.431	.452
3 point fg-att	72-238	97-267
3-point FG pct	.303	.363
3-pt FG made per game	6.0	8.1
Free throws-att	169-211	224-298
Free throw pct	.801	.752
F-Throws made per game	14.1	18.7
Rebounds	341	454
Rebounds per game	28.4	37.8
Rebounding margin	-9.4	-
Assists	140	159
Assists per game	11.7	13.3
Turnovers	134	138
Turnovers per game	11.2	11.5
Turnover margin	+0.3	-
Assist/turnover ratio	1.0	1.2
Steals	79	80
Steals per game	6.6	6.7
Blocks	48	34
Blocks per game	4.0	2.8
Winning streak	0	-
Home win streak	0	-
Attendance	66485	70334
Home games-Avg/Game	6-11081	6-11722
Neutral site-Avg/Game	-	0-0

Team Results

Date	Opponent		Score	Att.
01/06/2024	Georgia	L	68-75	12407
01/09/2024	at Kentucky	L	77-90	20086
01/13/2024	South Carolina	Lot	69-71	11135
01/16/2024	at Alabama	L	75-93	11569
01/20/2024	Florida	L	67-79	11489
01/23/2024	at Texas A&M	L	57-63	9623
01/27/2024	at South Carolina	L	64-72	13553
01/31/2024	Arkansas	L	84-91	11020
02/03/2024	at Vanderbilt	L	61-68	6905
02/07/2024	Texas A&M	L	60-79	9814
02/10/2024	Mississippi St.	L	51-75	10620
02/17/2024	at Ole Miss	L	76-79	8598