



MIZZOU

2023-24 MEN'S BASKETBALL GAME NOTES

29 NCAA TOURNAMENT APPEARANCES • 23 CONFERENCE CHAMPIONSHIPS • 21 ALL-AMERICANS • 48 NBA DRAFT SELECTIONS

2023-24 SCHEDULE

November

Mon 6	ARKANSAS-PINE BLUFF	W, 101-79
Fri 10	RV/RV MEMPHIS	L, 55-70
Mon 13	SIU EDWARDSVILLE	W, 68-50
Thu 16	at Minnesota	W, 70-68
Sun 19	JACKSON STATE	L, 72-73
Wed 22	SOUTH CAROLINA STATE	W, 82-59
Sat 25	LOYOLA MARYLAND	W, 78-70
Tue 28 ^	at Pittsburgh	W, 71-64

December

Sun 3	WICHITA STATE	W, 82-72
Sat 9 ~	at #2/3 Kansas (ESPN)	4:15 p.m.
Sun 17 @	vs. Seton Hall (ESPN)	4 p.m.
Fri 22 %	vs. Illinois (FS1)	8 p.m.
Sat 30	CENTRAL ARKANSAS (SECN)	2 p.m.

January

Sat 6 *	GEORGIA (SECN)	Noon
Tue 9 *	at Kentucky (ESPN)	6 p.m.
Sat 13 *	SOUTH CAROLINA (SECN)	2:30 p.m.
Tue 16 *	at Alabama (SECN)	6 p.m.
Sat 20 *	FLORIDA (ESPN/2/U)	TBA
Tue 23 *	at Texas A&M (SECN)	8 p.m.
Sat 27 *	at South Carolina (SECN)	Noon
Wed 31 *	ARKANSAS (SECN)	7:30 p.m.

February

Sat 3 *	at Vanderbilt (SECN)	2:30 p.m.
Wed 7 *	TEXAS A&M (ESPN2)	8 p.m.
Sat 10 *	MISSISSIPPI STATE (SECN)	7:30 p.m.
Sat 17 *	at Ole Miss (SECN)	7:30 p.m.
Tue 20 *	TENNESSEE (SECN)	6 p.m.
Sat 24 *	at Arkansas (ESPN/2)	11 a.m.
Wed 28 *	at Florida (SECN)	5:30 p.m.

March

Sat 2 *	OLE MISS (SECN)	7:30 p.m.
Tue 5 *	AUBURN (SECN)	8 p.m.
Sat 9 *	at LSU (SECN)	7:30 p.m.
13-17 !	SEC Tournament	TBA

* - Southeastern Conference Game
 % - SEC Tournament (Nashville, Tenn.)
 ^ - ACC/SEC Challenge
 ~ - Hy-Vee Hoops Border Showdown
 @ - Kansas City, Kan.
 % - McBride Homes Braggin' Rights (St. Louis, Mo.)



MISSOURI TIGERS

7-2, 0-0 SEC

Head Coach: Dennis Gates
 Career Record: 82-52
 Record vs. Kansas: 0-1

AP Rank: n/a
 Coaches: n/a



KANSAS JAYHAWKS

8-1, 0-0 Big 12

Head Coach: Bill Self
 Career Record: 780-238
 Record vs. Mizzou: 20-4

AP Rank: 2
 Coaches Poll: 3

MISSOURI AT KANSAS

Lawrence, Kan. • Allen Fieldhouse
 Saturday, Dec. 9 • 4:15 p.m.

TELEVISION

Station ESPN
 Play-by-Play Tom Hart
 Analyst Fran Fraschilla

RADIO

Station Tiger Radio Network
 Satellite XM: 138 or 190 / SXM App: 961
 Play-by-Play Mike Kelly
 Analyst Chris Gervino

SERIES HISTORY

Overall Kansas, 174-95
 at Kansas Kansas, 90-31
 Under Dennis Gates Kansas, 1-0
 Last Meeting Kansas 95, Mizzou 67 (12/10/22)
 Last 10 Games Kansas, 8-2

MEDIA INFORMATION

Basketball SID Jason Veniskey
 Office (573) 882-7826
 Cell (585) 615-5316
 E-mail jveniskey@missouri.edu

The Missouri Strategic Communications staff is available to assist home and visiting media. Contact Jason Veniskey for credentials, releases, statistics or general basketball info and for assistance arranging interviews with players and/or coaches.

The Hy-Vee Hoops Border Showdown returns to Lawrence, Kansas, on Saturday with the Tigers taking on the No. 2 Jayhawks in Allen Fieldhouse. Tipoff is set for 4:15 p.m. on ESPN.

KEY MIZZOU NUMBERS

4

The Tigers are one of just four teams in the nation with two road wins against power-conference schools.

20/9

In Sunday's win, Sean East II became the first Tiger to pair 20 points and nine assists since February 2013.

33

The Tigers are aiming for their first win at a top-two Kansas team in 33 years.

70

Missouri is 29-1 under Coach Gates when scoring at least 70 points but 3-11 with 69 or fewer points.


199

MU has seen its national rank in scoring defense rise 199 spots this season from 292 last year to 93 this year.

269

MU and KU have played 269 regular-season and postseason games – the 10th-most played rivalry in NCAA history.

MISSOURI'S LAST GAME STARTERS



10 HONOR Gr • G

11.8 PPG

2.1 APG

43.0 FG%

45.3 3P%




55 EAST II Gr • G

16.8 PPG

3.4 APG

57.9 FG%

61.9 3P%




2 BATES Jr • G

7.4 PPG

0.9 APG

48.9 FG%

44.4 FG%




35 CARTER Gr • F

12.6 PPG

6.2 RPG

44.8 FG%

33.3 3P%



23 SHAW So • F

3.1 PPG

4.3 RPG

2.2 BPG

72.2 FG%

2023-24 MISSOURI TIGERS ROSTER

#	Name	Yr	Pos	Ht	Wt	Hometown/Last School
0	Jordan Butler	Fr.	F	7-0	230	Greenville, S.C. / Christ Church Episcopal
1	Kaleb Brown	Jr.	G	6-7	245	Huntsville, Ala. / Lee HS
2	Tamar Bates	Jr.	G	6-5	195	Kansas City, Kan. / Indiana
4	Curt Lewis	Jr.	G	6-5	215	Louisville, Ky. / John A. Logan
5	John Tonje	Gr.	G	6-6	215	North Omaha, Neb. / Colorado State
10	Nick Honor	Gr.	G	5-10	200	Orlando, Fla. / Clemson
11	Trent Pierce	Fr.	F	6-10	210	Tulsa, Okla. / AZ Compass Prep
12	Jackson Francois	So.	G	6-5	160	Las Vegas, Nev. / Bishop Gorman
13	Jesus Carralero Martin	Sr.	F	6-7	225	Málaga, Spain / Campbell
14	Anthony Robinson II	Fr.	G	6-2	175	Tallahassee, Fla. / Florida State Univ. HS
15	Danny Stephens	Fr.	G	6-6	210	Bowen, Ill. / Southeastern HS
23	Aidan Shaw	So.	F	6-8	205	Overland Park, Kan. / Blue Valley HS
31	Caleb Grill	Gr.	G	6-3	215	Wichita, Kan. / Iowa State
33	JV Brown	Fr.	G	6-5	195	Los Angeles, Calif. / Rolling Hills Prep
35	Noah Carter	Gr.	F	6-6	235	Dubuque, Iowa / Northern Iowa
45	Mabor Majak	Sr.	C	7-2	245	Juba, South Sudan / Cleveland State
55	Sean East II	Gr.	G	6-3	180	Louisville, Ky. / John A. Logan
75	Connor Vanover	Gr.	C	7-5	230	Little Rock, Ark. / Oral Roberts

MISSOURI COACHING & SUPPORT STAFF



Dennis Gates

Whitten Family Head Coach
California '01
Overall Record: 82-52 (Fifth year)
Record at Mizzou: 32-12 (Second year)

Associate Head Coach: Charlton "C.Y." Young (2nd Year)

Assistant Coach: David "Dickey" Nutt (2nd Year)

Assistant Coach: Kyle Smithpeters (2nd Year)

Assistant Coach: Ryan Sharbaugh (2nd Year)

Assistant Coach: Matt Cline (2nd Year)

Director of Athletic Performance: Sean Conaty (2nd Year)

Chief of Staff/Dir. of Basketball Ops: Chase Goldstein (2nd Year)

Special Assistant to the Head Coach: Matt Lottich (1st Year)

Coordinator of Scouting & Analytics: Dalon King (2nd Year)

Athletic Trainer: Chris Perrin (3rd Year)

PHOTO ROSTER



0 Jordan Butler
Fr • F • 7-0 • 230
Greenville, S.C.



1 Kaleb Brown
Jr • G • 6-7 • 245
Huntsville, Ala.



2 Tamar Bates
Jr • G • 6-5 • 195
Kansas City, Kan.



4 Curt Lewis
Jr • G • 6-5 • 215
Louisville, Ky.



5 John Tonje
Gr • G • 6-6 • 215
North Omaha, Neb.




10 Nick Honor
Gr • G • 5-10 • 200
Orlando, Fla.



11 Trent Pierce
Fr • F • 6-10 • 210
Tulsa, Okla.




12 Jackson Francois
So • G • 6-5 • 160
Las Vegas, Nev.



13 Jesus Carralero Martin
Sr • F • 6-7 • 225
Málaga, Spain



14 Anthony Robinson II
Fr • G • 6-2 • 175
Tallahassee, Fla.




15 Danny Stephens
Fr • G • 6-6 • 210
Bowen, Ill.



23 Aidan Shaw
So • F • 6-8 • 205
Overland Park, Kan.



31 Caleb Grill
Gr • G • 6-3 • 215
Wichita, Kan.



33 JV Brown
Fr • G • 6-5 • 195
Los Angeles, Calif.



35 Noah Carter
Gr • F • 6-6 • 235
Dubuque, Iowa



45 Mabor Majak
Sr • C • 7-2 • 245
Juba, South Sudan



55 Sean East II
Gr • G • 6-3 • 180
Louisville, Ky.



75 Connor Vanover
Gr • C • 7-5 • 230
Little Rock, Ark.

PRONUNCIATION GUIDE

Name	Pronunciation
Jesus Carralero Martin	HAY-zeus care-ah-LEAR-oh mar-TEEN
Jackson Francois	FRAN-swa
Mabor Majak	ma-BORE MA-jock
John Tonje	TAHN-jay

BY THE NUMBERS

Mizzou	Stats	Kansas
75.4	Scoring >>>	80.7
45.5	FG Pct >>>	53.6
35.1	3FG Pct >>>	38.7
77.2 <<<	FT Pct	68.5
34.1	Rebounds >>>	38.7
14.6	Assists >>>	22.8
11.3 <<<	Turnovers	12.3
67.2	Scoring Def. >>>	65.2
40.5	FG% Def. >>>	36.7
30.3	3FG% Def. >>>	29.6
6.7 <<<	Blocks	4.9
9.3 <<<	Steals	7.2

TIGERS vs JAYHAWKS

No.	Player	GP	Pts	Reb	Asst	Other
0	Jordan Butler	0	--	--	--	--
1	Kaleb Brown	1	0.0	2.0	2.0	1.0 SPG
2	Tamar Bates	1	5.0	3.0	1.0	1.0 SPG
4	Curt Lewis	0	--	--	--	--
5	John Tonje	0	--	--	--	--
10	Nick Honor	1	15.0	0.0	5.0	75.0 FG%
11	Trent Pierce	0	--	--	--	--
12	Jackson Francois	0	--	--	--	--
13	Jesus Carralero Martin	0	--	--	--	--
14	Anthony Robinson II	0	--	--	--	--
15	Danny Stephens	0	--	--	--	--
23	Aidan Shaw	1	2.0	0.0	0.0	1.0 BPG
31	Caleb Grill	6	3.0	2.8	2.0	1.0 SPG
33	JV Brown	0	--	--	--	--
35	Noah Carter	1	12.0	7.0	0.0	50.0 FG%
45	Mabor Majak	0	--	--	--	--
55	Sean East II	1	2.0	1.0	1.0	--
75	Connor Vanover	0	--	--	--	--

QUICK FACTS

BASIC INFORMATION

Location	Columbia, Mo.
Founded	1839
Enrollment	30,667
Nickname	Tigers
Colors	Black & Gold
Mascot	Truman the Tiger
Conference	Southeastern Conference
Chancellor	Mun Choi
Director of Athletics	Desiree Reed-Francois
Faculty Athletic Rep	Pamela Bruzina
Official Website	MUTigers.com

HOME ARENA

Arena	Mizzou Arena
Court	Norm Stewart Court
Capacity	15,061
Opened	2004

MIZZOU HISTORY

First Season	1906-07
All-Time Record *	1,690 - 1,223 (.580)
All-Time SEC Record *	65 - 122 (.348)
Conference Regular-Season Titles	15
Conference Tournament Titles	Eight
NCAA Tournaments *	29

* - record reflects 23 vacated wins from the 2013-14 season (nine SEC victories) and three vacated tournament wins from 1993-94 season

ABOUT THE TIGERS

- Missouri has won its last four games to improve to 7-2 on the season.
- The Tigers are coming off an 82-72 victory over Wichita State on Sunday.
- Graduate guard **Sean East II** posted his second-straight 20-point game versus the Shockers (his fifth of the season), scoring a season-best 22 in the win.
- Overall, East leads Mizzou with 16.8 points and 3.4 assists per game this season.
- Noah Carter** is second on the team with 12.6 points, while leading MU with 6.2 rebounds.
- Nick Honor** also scores in double figures with 11.8 points per game.
- The Tigers are scoring 75.4 points per game, while allowing 67.2 defensively.

ABOUT THE JAYHAWKS

- Kansas owns an 8-1 record after earning a 88-69 win over Kansas City Tuesday.
- Winners of four-straight games, the Jayhawks are currently ranked second in the AP poll and third in the coaches poll.
- Hunter Dickinson leads KU with 20.1 points and 12.2 rebounds per game, while Kevin McCullar ranks second with 19.2 points.
- Dajuan Harris Jr. has a team-best 7.2 assists.
- The Jayhawks own a scoring offense of 80.7 points with a scoring defense of 65.2.

SERIES HISTORY

- Missouri and Kansas have met 269 prior times on the basketball court – making the series the 10th-most played in the NCAA record book.

Most Played Rivalry

1. Oregon - Oregon St	362	6. Kansas - Kansas St.	299
2. Oregon - Washington	313	7. Wash. - Wash. St	297
3. Oregon St - Wash.	310	8. Cal - Stanford	285
4. Oregon St - Wash. St	308	9. Idaho - Wash. St	276
5. Oregon - Wash. St	304	10. Mizzou - Kansas	269

- Overall, Kansas holds a 174-95 advantage over the Tigers since the schools first met in 1907.
- The rivals renewed the series in 2021 with Kansas earning a victory the last two seasons.
- MU has lost its last 14 games at Allen Fieldhouse and is searching for its first win at Kansas since a 71-63 victory in 1999.

TIGERS VERSUS BIG 12

- A former member of the Big 12 Conference, MU owns a 161-146 all-time mark against the league.
- While in the Big 12, the Tigers posted a 157-134 record from 1996 to 2012 (139-119 in regular season and 18-15 in postseason).
- Since joining the SEC, Mizzou is 4-12 against Big 12 opponents, winning its last meeting with the conference foe with a 78-61 win over No. 12 Iowa State last January.

TIGERS VERSUS TOP FIVE

- The Tigers own a 23-84 all-time record against schools ranked in the top five of the AP poll.
- MU has lost its last 11 contests versus top-five foes – its most recent win in 2013 over No. 5 Florida.
- The Tigers are also 5-34 against schools ranked in the top two – losing its last 19 contests since a victory over No. 1 Kansas in 1997.
- Last year, MU was 6-4 versus ranked teams.

TIGERS VERSUS RANKED JAYHAWKS

- Mizzou has faced a ranked Kansas team 80 times previously with a 21-59 record.
- The Tigers are also 5-34 when Kansas is ranked in Lawrence with a 10-26 all-time mark versus a top-five Jayhawks team.
- MU owns one win (in seven tries) when playing a top-two Kansas team on the road as the No. 2 Tigers beat the No. 1 Jayhawks, 77-71, in 1990.

ROAD WARRIORS

- The Tigers are hoping to continue a strong start away from Columbia this year.
- Mizzou earned wins during the season's first month at Minnesota and Pittsburgh.
- It marks the first time since 2003-04 that MU has two road non-conference wins and first time since 1991-92 with two over power-conference foes.
- In fact, MU is just one of just four schools nationally with two road wins over power-conference schools.
- Overall, Mizzou has won its last four road games – its longest streak since 2000 and the fifth-longest active streak in the nation.

20-POINT THREAT IN SEAN EAST II

- Sean East II** has saved his best for last in 2023-24.
- East leads the Tigers with 16.8 points per game – double his career average entering the year, while eclipsing 20 points five times this season.
- His five 20-point games are more than double the total he had in his first three seasons combined.
- In fact, it marks the first time that a Tiger has eclipsed 20 points in five of the season's first nine games since Jordan Clarkson in 2013-14.

MULTI-TALENTED

- The good news for **Sean East II** is he is showcasing his all-around game as of late.
- In wins over Pittsburgh and Wichita State last week, East averaged 21.5 points and 6.5 assists.
- In fact, East tallied 22 points and nine assists in the victory over WSU – the first Tiger to pair at least 20 points and nine helpers in a game since Phil Pressey versus Kentucky on Feb. 23, 2013.
- Overall, East leads MU with 3.4 assists per game.

SPECIALTY STATS

Opp.	Off TO	Paint	2nd Ch	Fast Br	Bench
UAPB	17	44	6	18	32
Memphis	6	20	3	7	17
SIUE	8	24	6	8	17
Minnesota	15	36	5	18	26
Jackson St	17	32	12	16	35
S Carolina St	17	36	18	6	29
Loyola	28	26	15	13	21
Pittsburgh	9	30	11	5	21
Wichita St	20	24	8	7	32
TOTAL	137	272	84	98	230
Avg	15.2	30.2	9.3	10.9	25.6

LARGEST LEADS & DEFICITS

Victory	22, vs. Ark-Pine Bluff, 11/6
Defeat	15, vs. Memphis, 11/10
Lead	32, vs. Ark-Pine Bluff, 11/6
Lead Blown	14, vs. Memphis, 11/10
Lead in Loss	14, vs. Memphis, 11/10
Halftime Lead	17, vs. Ark-Pine Bluff, 11/6
Halftime Lead Blown	7, vs. Memphis, 11/10
Halftime Lead in Loss	7, vs. Memphis, 11/10
Deficit	20, at Minnesota, 11/16
Deficit Overcome	20, at Minnesota, 11/16
Deficit in Win	20, at Minnesota, 11/16
Halftime Deficit	6, at Minnesota, 11/16
Halftime Deficit Overcome	6, at Minnesota, 11/16
Halftime Deficit in Win	6, at Minnesota, 11/16

ACTIVE CAREER LEADERS

Games Played	Nick Honor	133
.....	Noah Carter	127
.....	John Tonje	127
Games Started	Nick Honor	111
.....	Connor Vanover	89
Minutes	Nick Honor	3,854
.....	Caleb Grill	3,121
Points	Nick Honor	1,323
.....	Noah Carter	1,316
3-Pointers	Nick Honor	226
.....	Caleb Grill	192
Rebounds	Noah Carter	512
.....	Connor Vanover	509
Assists	Sean East II	361
.....	Nick Honor	349
Blocks	Connor Vanover	210
.....	Noah Carter	53
Steals	Nick Honor	149
.....	Caleb Grill	127
Field Goal Pct.	Aidan Shaw	59.8
.....	Noah Carter	48.6
3-Point Pct.	John Tonje	37.1
.....	Nick Honor	36.2
FT Pct.	Tamar Bates	89.2
.....	Nick Honor	83.9

SHOOTING TOUCH

- Another trend continuing from last season is the importance of the 3-point shot.
- During the last two seasons, Missouri is 31-4 when making at least seven triples in a game but just 1-8 with fewer.
- In fact, the Tigers are shooting 13.9 percent better from 3-point range in wins under Gates.

3-Point Shooting	Wins (32)	Losses (12)
Under Coach Gates	337-859	75-293
Percentage	39.2%	25.6%
Makes Per Game	10.5	6.3

Missouri Record When...	Makes	Doesn't
Seven 3-Pointers	31-4	1-8
33.3 Percent of 3-Point Att.	27-2	5-10
More/Same Triples than Opp.	27-4	5-8

- MU ranks 21st nationally this year with 46.7 percent of its attempts coming from 3-point range.

THE LONE OUTLIER

- MU lost to Jackson State earlier this year despite hitting a lot of numbers that equal success.
- The loss ended a 29-game winning streak for Mizzou when scoring at least 70 points.
- It also marked Mizzou's first loss in the last two seasons in games decided by five or fewer points – MU entered with the nation's best record at 9-0.
- Finally, it marked the first time the Tigers lost under Gates when leading with five minutes left (now 26-1) and when outshooting the opponent (also now 26-1).

NEW FACES

- One challenge the Tigers face early in the 2023-24 season is introducing a number of new faces.
- The Tigers are welcoming 11 newcomers to the roster this season.
- The nine newcomers that have played so far are currently combining to average 31.0 points, 16.0 rebounds, 6.9 assists, 5.7 steals and 2.8 blocks.
- **Caleb Grill** (Iowa State transfer) leads all Mizzou newcomers with 8.4 points per game.

DEPTH OF OPTIONS

- Mizzou can throw a number of weapons at a team this season.
- In fact, five Tigers scored at least 15 points in the season opener, just the second time in program history to do so in a single game (also in 2012 versus Baylor).
- Additionally, MU is one of five schools that have had at least eight players score 20 points in a game during his career – joining BYU, Cincinnati, New Mexico and TCU.

BATES SHINES IN MIZZOU DEBUT

- **Tamar Bates** made a strong first impression.
- A transfer from Indiana, Bates scored 18 points in his first game with the Tigers, including a run

of 10-straight for MU which turned a nine-point lead to a 17-point halftime advantage.

- Bates' 18 points are the most by a Tiger in his Mizzou debut since Mark Smith tallied 19 to open the 2018-19 campaign.
- Overall, Bates is averaging 7.4 points per game – shooting 48.9 percent from the field and 44.4 percent from 3-point range.

EXPERIENCED ROSTER

- A veteran roster will take on the challenges of the 2023-24 campaign for Mizzou.
- The average age of the Tigers' roster this season is 21.2 years old.
- MU ranks ninth nationally with 3.05 average years of experience with seven players in their fifth year.
- Overall, the Tigers boast 1,110 games of Division I experience with 511 games started.

MIZZOU RALLIES FOR VICTORY

- MU tallied its first power-conference win of the year at Minnesota thanks to a late second-half rally.
- Trailing by 20 points with just over 11 minutes remaining, Mizzou finished the game on a 31-9 run for a 70-68 win – capped by a **Sean East II** and-one with 9.9 seconds remaining.

at Minnesota	First 29 Mins	Last 11 Mins
Score	39-59	31-9
Mizzou FG%	39.5	55.0
Minnesota FG%	45.7	25.0
Mizzou Turnovers	8	0
Minnesota Turnovers	10	6

- It ties Missouri's largest rally since joining the SEC – also coming from 20 down to defeat Georgia in 2020 – and largest by Mizzou in at least 25 years.

1,000-POINT CLUB

- Three Tigers have reached the 1,000-point club for their career with another three well within reach this season.

Mizzou Active Scoring Leaders

1. Nick Honor	1,323	4. Sean East II	911
2. Noah Carter	1,316	5. Connor Vanover	907
3. John Tonje	1,067	6. Caleb Grill	846

- The Tigers are currently 1-of-17 schools to feature three 1,000-point active scorers.

TOP 3-POINT WEAPON

- It's no surprise **Nick Honor** is off to a strong start beyond the arc as he is one of the top returning shooters in the country.
- Honor made 39.9 percent of his 3-point attempts last season and is the top returning shooter in the SEC (minimum 40 makes).

Returning SEC Leaders	3PM	3PA	3P%
1. Nick Honor (MIZ)	55	138	39.86
2. Will Richard (FLA)	51	128	39.84
3. Antonio Reeves (UK)	80	201	39.80

- Overall, Honor ranks 43rd nationally among active players with 226 career made 3-pointers.

STATISTIC RANKINGS

Team	Stat	SEC	NCAA
Scoring Offense	75.4	9th	158th
Field Goal Pct.	45.5	7th	151st
Effective Field Goal Pct.	53.7	4th	77th
3-Point FG Per Game	9.7	3rd	29th
3-Point Pct.	35.1	6th	107th
Free Throw Pct.	77.2	2nd	25th
Offensive Rebounds	9.1	13th	286th
Assists	14.6	8th	114th
Turnovers Per Game	11.3	6th	95th
Fastbreak Points	10.9	6th	150th
Bench Points	25.6	8th	98th

Scoring Defense	67.2	6th	93rd
Field Goal Pct. Def.	40.5	7th	79th
3-Point Pct. Def.	30.3	4th	90th
Defensive Rebounds	25.0	13th	230th
Blocks	6.7	3rd	7th
Steals	9.3	3rd	29th
Turnovers Forced	14.2	3rd	88th

Scoring Margin	+8.2	9th	109th
Rebounds Per Game	34.1	14th	270th
Rebound Margin	-2.9	14th	290th
Assist-Turnover Ratio	1.28	8th	91st
Turnover Margin	+2.9	3rd	68th
Fouls Per Game	17.4	8th	186th

Individual	Stat	SEC	NCAA
Points Per Game			
Sean East II	16.8	10th	152nd

Field Goal Percentage			
Sean East II	57.9	3rd	62nd

3-Point Field Goals Per Game			
Nick Honor	2.67	4th	71st

3-Point Percentage			
Nick Honor	45.3	2nd	27th

Free-Throw Percentage			
Sean East II	82.4	9th	190th

Defensive Rebounds Per Game			
Noah Carter	5.33	7th	138th

Assists Per Game			
Sean East II	3.4	11th	235th

Blocks Per Game			
Aidan Shaw	2.22	2nd	25th
Noah Carter	1.44	7th	111th

Steals Per Game			
Anthony Robinson II	1.89	6th	96th

as of Dec. 6

SEC STANDINGS

School	SEC			Overall			Home	Away	Neutral
	W	L	Pct.	W	L	Pct.			
Ole Miss	0	0	.000	8	0	1.000	7-0	1-0	0-0
South Carolina	0	0	.000	7	1	.875	4-0	0-1	3-0
Missouri	0	0	.000	7	2	.778	5-2	2-0	0-0
Texas A&M	0	0	.000	7	2	.778	3-0	2-1	2-1
Alabama	0	0	.000	6	2	.750	5-1	0-0	1-1
Kentucky	0	0	.000	6	2	.750	6-1	0-0	0-1
Mississippi State	0	0	.000	6	2	.750	3-1	0-1	3-0
Auburn	0	0	.000	5	2	.714	3-0	0-1	2-1
Arkansas	0	0	.000	6	3	.667	5-1	0-0	1-2
Georgia	0	0	.000	6	3	.667	5-0	1-0	0-3
LSU	0	0	.000	5	3	.625	3-1	0-1	2-1
Florida	0	0	.000	5	3	.625	4-0	0-1	1-2
Tennessee	0	0	.000	5	3	.625	3-0	1-1	1-2
Vanderbilt	0	0	.000	4	5	.444	4-3	0-0	0-2

TIGERS SIGN NATION'S NO. 4 CLASS

- Looking ahead to next season, Mizzou made a splash on Nov. 8 by signing the nation's fourth-ranked freshman class.
- MU officially welcomed **Marcus Allen, T.O. Barrett, Annor Boateng, Trent Burns and Peyton Marshall** to the program – all top-100 commits.
- The No. 4 class matches the highest in school history, tying the mark of No. 4 in 2017.

2022-23 NOTABLES

- MU is looking to build off its momentum from last season when Whitten Family Head Coach **Dennis Gates** led the Tigers to a banner year.
- Tied for fourth, MU matched its best SEC finish since joining the conference in 2012-13.
- Mizzou then advanced to the SEC Semifinals for the first time in program history, defeating No. 17/19 Tennessee in the quarterfinals.
- The Tigers capped the season with their first NCAA Tournament victory in 13 years with a 76-65 first-round win over Utah State.
- Overall, MU's 25 wins were its most in 11 seasons.

BEST SINCE...

- Overall, the Tigers posted some of their best numbers in years one season ago.
- In six different statistical categories, Mizzou posted its best numbers in over 10 years.

	2022-23	Best Since	
Scoring Offense	78.9	2011-12	80.4
Field Goal Pct.	47.2	2011-12	50.4
2-Point Pct.	55.8	2011-12	57.0
Assists Per Game	16.0	2011-12	16.2
Turnovers Per Game	11.1	2011-12	10.2
Steals Per Game	10.2	2009-10	10.9

READY FOR AN ENCORE

- The Tigers are now aiming to follow up its strong debut season under **Dennis Gates**.

- MU is targeting an NCAA bid in consecutive seasons for the first time since five-straight invites from 2009 to 2013.
- The Tigers are also aiming for back-to-back top-four conference finishes for the first time since doing so in the 1994 and 1995 Big 8.

NEWCOMER RANKS

- The Tigers welcome 11 highly-ranked newcomers to campus this season.
- Mizzou added a top-10 transfer class to its roster, placing No. 3 by On3 and No. 6 by EvanMiya.
- MU also welcomes a top-30 freshman class with its Class of 2023 ranked No. 23 by Rivals and No. 27 by 247Sports.

NO. 1 JUNIOR COLLEGE PLAYERS

- Mizzou is making it a habit to bring the No. 1 junior college player to campus.
- For the second-straight year, the NJCAA Player of the Year has joined the Tigers with **Curt Lewis** earning the honor in 2023 after **Sean East II** did so in 2022.
- Lewis led John A. Logan to its first national title last season, averaging 14.3 points and shooting 48.3 percent from 3-point range.

CAN'T TEACH HEIGHT

- The Tigers feature a lot of height in 2023-24.
- With **Connor Vanover (7-5), Mabor Majak (7-2)** and **Jordan Butler (7-0)**, Mizzou is one of just five schools in the nation to feature three seven-footers on its roster – joining Arizona (4), Duke (3), Oregon State (3) and Santa Clara (3).
- Additionally, Vanover is the tallest player in school history and tied with Ole Miss' Jamarion Sharp for the tallest in the NCAA this season.
- Last year, Vanover had more blocks individually (110) than Mizzou did as a team (95).

MIZZOU RECORD WHEN...

	2023-24	Gates Era	Streak
Overall	7-2	32-12	W4
Home	5-2	21-5	W3
Road	2-0	7-5	W4
Neutral	--	4-2	L1
SEC Games	--	11-7	W4
Home	--	7-2	W2
Road	--	4-5	W2
Non-Conference	7-2	21-5	W4
Home	5-2	14-3	W3
Road	2-0	3-0	W3
Neutral	--	4-2	L1
vs. Ranked Teams	--	6-4	L1
vs. Unranked Teams	7-2	26-8	W4
November	6-2	14-2	W3
December	1-0	5-1	W4
January	--	4-4	W2
February	--	5-3	W2
March	--	4-2	L1
Monday	2-0	3-0	W4
Tuesday	1-0	6-1	W2
Wednesday	1-0	6-2	W4
Thursday	1-0	3-0	W3
Friday	0-1	2-1	L1
Saturday	1-0	8-7	W1
Sunday	1-1	4-1	W1
Leading at Halftime	5-2	22-3	W3
Trailing at Halftime	2-0	8-8	W2
Tied at Halftime	--	2-1	L1
Leading w/ 5:00 Left	6-1	26-1	W4
Trailing/Tied w/ 5:00 Left	1-1	6-11	W1
Overtime	--	2-0	W3
Decided by 1-5 points	1-1	9-1	L1
Decided by 6-10 points	3-0	9-3	W4
Decided by 11+ points	3-1	14-8	W2
Scoring 100+ Points	1-0	3-0	W47
Scoring 90-99	--	4-0	W20
Scoring 80-89	2-0	15-0	W17
Scoring 70-79	3-1	7-1	W2
Scoring 60-69	1-0	3-8	W1
Scoring 59 or less	0-1	0-3	L14
Opponent scores 100+	--	--	L7
Opp. Scores 90-99	--	1-1	L1
Opp. Scores 80-89	--	6-3	L1
Opp. Scores 70-79	3-2	12-6	W2
Opp. Scores 60-69	2-0	9-2	W5
Opp. Scores 59 or less	2-0	4-0	W4
Missouri FG% ≥ 50.0	2-0	17-0	W20
Opp. FG% ≥ 50.0	--	4-2	W2
Missouri FG% < 40.0	0-1	0-7	L17
Opp. FG% < 40.0	3-0	8-1	W4
MU Outshoots Opp.	7-1	26-1	W4
Opp. Outshoots MU	0-1	6-11	L5
Attempts More FTs	2-1	13-2	W2
Attempts Fewer FTs	5-1	18-10	W2
FTs Even	--	1-0	W1
Outrebounds Opp.	4-1	6-1	W2
Outrebounded	3-1	24-11	W3
Rebounds Equal	--	2-0	W2
Commits Fewer Turnovers	7-0	31-7	W7
Commits More Turnovers	0-2	0-5	L6
Turnovers Even	--	1-0	W1
Commits Fewer Fouls	4-1	16-2	W4
Commits More Fouls	3-0	16-7	W3
Fouls Even	0-1	0-3	L3

INTERNATIONAL DUTY

- Graduate guard **John Tonje** spent his summer helping the Cameroon National Team advance in the Olympic Qualifying Tournament.
- In the final of the Pre-Qualifying Tournament in Nigeria, Tonje and Cameroon defeated Senegal, 80-74, to advance final rounds of qualifying.
- Four of the 24 teams remaining in qualifying will advance to Paris 2024 with the tournament set for July 2024.

GATES BY THE NUMBERS

- **Dennis Gates** enjoyed a great debut season with the Tigers in 2022-23 with his 25 wins the second-most by a first-year MU coach.

Wins in MU Debut Season	Season	Wins
1. Frank Haith	2011-12	30
2. Dennis Gates	2022-23	25
3. Cuonzo Martin	2017-18	20

- In fact, his 25 wins are also the fifth-most by a first-year SEC coach in conference history.

SEC First-Year Coach (All-Time)	Season	Wins
1. Tubby Smith, Kentucky	1997-98	35
John Calipari, Kentucky	2009-10	35
3. Eddie Sutton, Kentucky	1985-86	32
4. Trent Johnson, LSU	2008-09	27
5. Dennis Gates, Missouri	2022-23	25

BUILDING A STAFF

- **Dennis Gates** has built a staff that includes multiple years of head-coaching experience.
- Three assistants have enjoyed time leading a college program: **Charlton "C.Y." Young** (Georgia Southern, 2009-13), **David "Dickey" Nutt** (Arkansas State, 1995-08; Southeast Missouri State, 2009-15) and **Kyle Smithpeters** (John A. Logan CC, 2012-22).
- Additionally, special assistant to the head coach **Matt Lottich** joins the roster after spending the last seven years leading Valparaiso.

WHERE ARE THEY NOW?

- A number of 2022-23 Tigers have continued their basketball career at the professional level.
- **Kobe Brown** was a first-round draft pick of the Clippers, while **D'Moi Hodge** signed as a rookie free agent with the Lakers.
- In addition, **Isiah Mosley** was selected eighth overall by the Greensboro Swarm in the G-League Draft.
- **DeAndre Gholston** is also playing in Hungary.

TIGERS IN THE NBA

- Overall, 11 former Tigers are currently in the NBA.
- In addition to **Kobe Brown** and **D'Moi Hodge**, Mizzou is represented by **Jordan Clarkson** (Jazz), **Michael Porter Jr.** (Nuggets) and **Dru Smith** (Heat).
- In the front office, former Tigers include **Josh Kroenke** (Nuggets President), **Quin Snyder**

(Hawks head coach), **DeMarre Carroll** (Lakers assistant), **Larry Drew** (Clippers assistant), **Phil Pressey** (Celtics assistant) and **Jarrett Sutton** (Pelicans scout).

OH CAPTAIN! MY CAPTAIN!

- Four Tigers are set to serve as team captains during the 2023-24 campaign.
- **Nick Honor** will serve as a team captain for the second-straight season, while **Noah Carter**, **Sean East II** and **Mabor Majak** are first-year leaders.

MU SLATED NINTH IN SEC POLL

- Missouri was slated to finish ninth in the SEC this season, as voted on by the league's media.
- Tennessee was picked first in the preseason rankings, followed by Texas A&M, Arkansas, Kentucky and Alabama in the top five.
- Last season, the Tigers were slated to finish 11th before their eventual fourth-place finish.

EIGHT CORE VALUES

- One goal of Coach Gates in building a program is to instill eight core values in the student-athletes that they carry into the classroom, on the court and into the community.
- The eight core values are: friendship, love, accountability, trust, discipline, unselfishness, enthusiasm and toughness.

TOP OF THE CLASS

- The Tigers have excelled in the classroom under Dennis Gates.
- Mizzou set a program record with a 3.46 team grade point average during the fall semester and a 3.001 GPA in the spring semester last year.
- In addition, eight Tigers were selected to the NABC Honors Court – second-most nationally.

ATTENDANCE BUMP

- The Mizzou fan base liked what they saw last year and showed up in 2022-23.
- The Tigers ranked fourth in the SEC with an average attendance of 11,571 in 19 games – a 62.6 percent increase that ranked first in the nation among power-conference schools.
- Overall, MU has seen an increase of 2,000 season tickets this season and is averaging 10,898 fans through seven non-conference games.

TIGER RADIO NETWORK

City	Call Letters	Station
Ava	KKOZ	92.1 FM
Ava	KKOZ	1430 AM
Bethany	KAAN	95.5 FM
Cameron	KMRN	99.3 FM
Cameron	KMRN	1360 AM
Cape Girardeau	KGIR	93.5 FM
Cape Girardeau	KGIR	1220 AM
Caruthersville	KCRV	105.1 FM
Columbia	KCMQ	96.7 FM
Columbia	KTGR	105.1 FM
Columbia	KTGR	1580 AM
Farmington	KREI	800 AM
Festus	KJFF	1400 AM
Hannibal	KHMO	1070 AM
Houston	KBTC	105.7 FM
Houston	KBTC	1250 AM
Joplin	WMBH	101.3 FM
Joplin	WMBH	1560 AM
Kansas City	KMBZ	980 AM
Kennett	KMIS	1050 AM
Kirksville	KTUF	93.7 FM
Marceline	KDWD	99.1 FM
Marshall	KMMO	102.9 FM
Marshall	KMMO	1300 AM
Mexico	KXEO	1340 AM
Moberly	KWIX	1230 AM
Monett	KRMO	990 AM
Monroe City	KWBZ	107.5 FM
Nevada	KNEM	1240 AM
Nevada	KNMO	97.5 FM
Poplar Bluff	KLID	1340 AM
Rolla	KDAA	103.1 FM
Salem	KSMO	1340 AM
Sedalia	KSIS	1050 AM
Springfield	KBFL	96.9 FM
Springfield	KBFL	1060 AM
St. Louis	KTRS	550 AM
Sullivan	KTUI	102.1 FM
Trenton	KTTN	92.3 FM
Troy	KYRO	1280 AM
Versailles	KTKS	95.1 FM
West Plains	KSPQ	93.9 FM

RENOVATED MIZZOU ARENA

- Fans received their first glimpse of renovated Mizzou Arena during Monday's game.
- New features inside the arena that opened in 2004 include new black seats to replace the original gold seating, a new scoreboard that is 50 percent bigger than previous one (four displays of 16.5' wide and 24.5' tall) and an updated lighting system that will enhance fan experience.

VOICE OF THE TIGERS

- The Voice of the Tigers, **Mike Kelly** is in his 33rd season calling games for the Missouri men's basketball team.
- Kelly has called 1,014 games, celebrating his milestone 1,000th game last year versus LSU (March 1, 2023).
- Kelly has also served as the school's football play-by-play announcer since 1994.

AP POLL

1. Arizona (59)	7-0	1571
2. Kansas (1)	7-1	1460
3. Houston (3)	8-0	1432
4. Purdue	7-1	1407
5. UConn	7-1	1340
6. Baylor	8-0	1234
7. Gonzaga	6-1	1146
8. Marquette	6-2	1134
9. North Carolina	7-1	1004
10. Creighton	7-1	921
11. Florida Atlantic	7-1	901
12. Texas	6-1	763
13. Colorado State	8-0	755
14. BYU	7-0	732
15. Miami	6-1	638
16. Kentucky	6-2	544
17. Tennessee	4-3	509
18. James Madison	8-0	381
19. Oklahoma	7-0	355
20. Illinois	6-1	322
21. Texas A&M	6-2	306
22. Duke	5-3	296
23. Wisconsin	6-2	245
24. Clemson	7-0	227
25. San Diego State	7-1	168

RV: Virginia (148), Ohio State (122), TCU (87), Northwestern (77), Alabama (50), Michigan State (46), Princeton (35), UCLA (23), Cincinnati (21), Ole Miss (15), Arkansas (14), Providence (13), South Carolina (9), Villanova (8), Memphis (4), Colorado (5), Nevada (4), Georgia Tech (2).

USA TODAY COACHES POLL

1. Arizona (26)	7-0	792
2. Houston (5)	8-0	742
3. Kansas (1)	7-1	738
4. Purdue	7-1	706
5. UConn	7-1	668
6. Baylor	8-0	630
7. Marquette	6-2	583
8. Gonzaga	6-1	579
9. Florida Atlantic	7-1	477
10. North Carolina	7-1	476
11. Creighton	7-1	475
12. Colorado State	8-0	376
13. Tennessee	4-3	352
BYU	7-0	352
15. Miami	6-1	263
16. Texas	6-1	252
17. Kentucky	6-2	229
18. Illinois	6-1	207
19. Texas A&M	6-2	194
20. Clemson	7-0	180
21. Duke	5-3	175
22. Oklahoma	7-0	136
23. Virginia	7-1	134
24. James Madison	8-0	132
25. Ohio State	7-1	101

RV: Wisconsin (66), Alabama (55), TCU (53), Michigan State (42), Princeton (38), San Diego State (34), Northwestern (24), Ole Miss (23), Iowa State (23), Auburn (21), UCLA (17), Nevada (13), Memphis (9), Cincinnati (8), Florida State (8), Utah (5), Villanova (5), Southern California (5), Mississippi State (2).

MIZZOU WEEK-BY-WEEK

	PRE	N13	N20	N27	D04	D11	D18	D25	J01	J08	J15	J22	J29	F05	F12	F19	F26	M04	M11	FINAL
AP Poll	RV	--	--	--	--															
Coaches	RV	--	--	--	--															

MIZZOU vs AP TOP 25

Rank	Overall	Home	Away	Neutral	Streak	Last Win
#1	4-19	3-6	1-7	0-6	L10	96-94 vs. Kansas (2/4/97)
#2	1-15	0-6	0-7	1-2	L10	98-86 vs. Oklahoma (3/12/89)
#3	8-20	5-5	2-10	1-5	L2	89-88 at Baylor (1/21/12)
#4	7-22	5-11	1-6	1-5	L4	73-64 vs. Oklahoma (3/4/09)
#5	3-8	2-1	0-3	1-4	W1	63-60 vs. Florida (2/19/13)
Top Five	23-84	15-29	4-33	4-22	L11	63-60 vs. Florida (2/19/13)
#6	5-17	3-5	2-7	0-5	W1	86-85 at Tennessee (2/11/22)
#7	8-13	4-5	2-6	2-2	L4	72-68 vs. Kansas (3/6/05)
#8	7-10	6-2	1-5	0-3	L3	74-71 vs. Kansas (2/4/12)
#9	2-12	0-4	0-4	2-4	L3	78-77 vs. Iowa (11/21/01)
#10	5-6	3-0	1-3	1-3	W1	68-65 vs. Alabama (2/6/21)
No. 6-10	27-58	16-16	6-25	5-17	W1	86-85 at Tennessee (2/11/23)
#11	9-5	5-2	3-2	1-1	W1	85-73 vs. Auburn (2/15/20)
#12	6-7	3-1	1-2	2-4	W1	78-61 vs. Iowa State (1/28/23)
#13	4-6	2-0	1-5	1-1	L2	72-69 at Oklahoma State (2/25/02)
#14	5-4	2-1	1-2	2-1	L2	83-67 vs. Ohio State (3/16/02)
#15	6-11	4-2	0-5	2-4	W1	92-86 vs. Alabama (1/8/22)
No. 11-15	30-33	16-6	6-16	8-11	W1	78-61 vs. Iowa State (1/28/23)
#16	7-7	3-3	1-2	3-2	W1	93-71 vs. Illinois (12/22/22)
#17	7-10	4-5	0-3	3-2	W1	79-71 vs. Tennessee (3/10/23)
#18	4-12	2-4	1-7	1-1	L2	80-71 vs. UCLA (12/7/13)
#19	10-7	4-1	2-5	4-1	W1	89-75 vs. Kentucky (12/28/22)
#20	5-10	3-3	1-4	1-3	L2	92-53 vs. California (11/22/11)
No. 16-20	33-46	16-16	5-21	12-9	W3	79-71 vs. Tennessee (3/10/23)
#21	8-7	3-2	1-4	4-1	W1	83-75 vs. Oregon (12/2/20)
#22	4-6	1-2	2-3	1-1	L2	77-74 vs. Kansas State (2/2/08)
#23	5-8	2-2	0-4	3-2	L4	98-79 vs. Ole Miss (2/9/13)
#24	1-3	1-0	0-3	0-0	L3	81-79 vs. Oklahoma State (2/11/95)
#25	3-4	2-1	0-2	1-1	W1	79-76 vs. Arkansas (1/18/23)
No. 21-25	21-28	9-7	3-16	9-5	W1	79-76 vs. Arkansas (1/18/23)
OVERALL	134-249	72-74	24-111	38-64	L1	79-71 vs. Tennessee (3/10/23)

RANKED MEETINGS WITH KANSAS

Date	Site	Result	Date	Site	Result	Date	Site	Result
1/8/51	A	#20 KU 61, MU 46	2/29/80	N	KU 80, #11 MU 71	1/11/99	H	#16 KU 73, MU 61
2/12/51	H	MU 39, #20 KU 38	1/20/82	H	#2 MU 41, KU 35	1/24/99	A	MU 71, #19 KU 63
12/30/51	A	#4 KU 75, MU 65	2/9/82	A	#4 MU 42, KU 41	1/22/00	H	MU 81, #7 KU 59
1/12/52	H	#1 KU 60, MU 59	1/26/83	A	#13 MU 76, KU 63	3/5/00	A	#23 KU 83, MU 82
2/25/52	A	#7 KU 65, MU 54	2/17/83	H	#12 MU 74, KU 69	1/29/01	H	MU 75, #4 KU 66
2/7/53	A	#18 KU 86, MU 62	1/22/85	A	#15 KU 70, MU 68	3/4/01	A	#10 KU 75, MU 59
3/12/53	H	#5 KU 69, MU 60	2/12/85	H	MU 62, #10 KU 55	1/28/02	A	#2 KU 105, #22 MU 73
3/9/54	H	MU 76, #13 KU 67	1/23/86	H	#7 KU 81, MU 77	3/3/02	H	#1 KU 95, MU 92
2/16/57	H	#2 KU 91, MU 58	2/11/86	A	#3 KU 100, MU 66	2/3/03	A	#12 KU 76, #21 MU 70
2/17/58	A	#3 KU 84, MU 69	2/11/87	H	MU 63, #17 KU 60	3/9/03	H	#6 KU 79, MU 74
12/30/58	N	#4 KU 84, MU 73	3/8/87	N	#19 MU 67, KU 65	3/15/03	N	MU 68, #4 KU 63
2/5/66	H	#7 KU 77, MU 54	1/9/88	A	#18 KU 78, MU 74	2/2/04	A	#15 KU 65, MU 56
2/15/66	A	#7 KU 98, MU 54	2/27/88	H	KU 82, #15 MU 77	3/7/04	H	#21 KU 84, MU 82
1/14/67	H	#8 KU 70, MU 60	2/1/89	A	#5 MU 91, KU 66	3/12/04	N	#18 KU 94, MU 69
2/25/67	A	#4 KU 90, MU 55	2/11/89	H	#3 MU 93, KU 80	1/31/05	A	#6 KU 73, MU 61
1/11/69	H	MU 47, #5 KU 46	1/20/90	H	#4 MU 95, #1 KU 87	3/6/05	H	MU 72, #7 KU 68
2/15/69	A	MU 56, #12 KU 55	2/13/90	A	#2 MU 77, #1 KU 71	2/18/06	A	#22 KU 79, MU 46
12/26/70	N	#8 KU 96, MU 63	2/12/91	H	#11 KU 74, MU 70	1/5/07	A	#6 KU 80, MU 77
2/20/71	A	#5 KU 85, MU 68	1/13/92	H	#6 KU 92, #11 MU 80	2/10/07	H	#9 KU 92, MU 74
3/8/71	H	#4 KU 71, MU 69	3/8/92	A	#3 KU 97, #11 MU 89	1/19/08	H	#3 KU 76, MU 70
21/72	H	#15 MU 64, KU 60	2/1/93	A	#3 KU 86, MU 69	2/4/08	A	#2 KU 84, MU 71
2/26/72	A	KU 93, #14 MU 80	2/13/93	H	#7 KU 67, MU 63	2/9/09	H	#17 MU 62, #16 KU 60
1/20/73	H	#3 MU 75, KU 72	1/31/94	H	#20 MU 79, #3 KU 67	3/1/09	A	#15 KU 90, #11 MU 65
2/27/73	A	#13 MU 79, KU 63	2/20/94	A	#12 MU 81, #4 KU 74	1/25/10	A	#2 KU 84, MU 65
1/29/74	H	#18 KU 80, MU 67	1/9/95	H	#3 KU 102, #17 MU 89	3/6/10	H	#2 KU 77, MU 56
3/9/74	A	#15 KU 112, MU 76	2/25/95	A	#1 KU 88, #14 MU 69	2/7/11	A	#2 KU 103, #19 MU 86
1/17/76	H	#20 MU 99, KU 69	2/10/96	H	MU 77, #3 KU 73	3/5/11	H	#2 KU 70, #22 MU 66
2/18/76	A	#14 MU 61, KU 60	2/26/96	A	#3 KU 87, MU 65	2/4/12	H	#4 MU 74, #8 KU 71
1/7/78	H	#14 KU 71, MU 67	2/4/97	H	MU 96, #1 KU 94	2/25/12	A	#4 KU 87, #3 MU 86
2/8/78	A	#8 KU 72, MU 52	2/17/97	A	#1 KU 79, MU 67	12/11/21	A	#8 KU 102, MU 65
1/17/79	A	MU 58, #20 KU 55	3/9/97	N	#1 KU 87, MU 60	12/10/22	H	#6 KU 95, MU 67
1/9/80	A	KU 69, #13 MU 66	1/19/98	H	MU 74, #3 KU 73			
2/9/80	H	#15 MU 88, KU 65	2/8/98	A	#3 KU 80, MU 70			

Both Teams Ranked: Kansas leads, 10-6
 Only Mizzou Ranked: Missouri leads, 13-4
 Only Kansas Ranked: Kansas leads, 49-15

Opponent	Score	1H	2H	OTs	FGM	FGA	PCT.	3PM	3PA	PCT.	FTM	FTA	PCT.	OFF	DEF	REB	PF	A	TO	STL	BLK
Missouri	W, 101-79	57	44	--	36	64	56.3	12	30	40.0	17	19	89.5	11	27	38	26	19	13	7	9
vs. Arkansas-Pine Bluff		40	39	--	23	57	40.4	8	29	27.6	25	31	80.6	11	18	29	18	8	16	9	2
Missouri	L, 55-70	33	22	--	18	57	31.6	6	30	20.0	13	17	76.5	6	29	36	17	8	12	9	4
vs. Memphis		26	44	--	27	63	42.9	7	20	35.0	9	16	56.3	11	36	47	20	16	10	7	6
Missouri	W, 68-50	38	30	--	23	53	43.4	11	29	37.9	11	14	78.6	8	29	37	19	16	9	7	8
vs. SIU Edwardsville		31	19	--	14	50	28.0	4	15	26.7	18	25	72.0	10	23	33	15	7	11	5	4
Missouri	W, 70-68	32	38	--	28	63	44.4	8	23	34.8	6	8	75.0	9	19	28	15	14	8	10	7
at Minnesota		38	30	--	24	58	41.4	8	23	34.8	12	17	70.6	16	28	44	13	16	16	3	7
Missouri	L, 72-73	37	35	--	27	55	49.1	11	29	37.9	7	11	63.6	8	26	34	17	19	18	7	7
vs. Jackson State		34	39	--	28	62	45.2	6	18	33.3	11	16	68.8	10	22	32	17	13	13	12	0
Missouri	W, 82-59	35	47	--	31	58	53.4	9	24	37.5	11	13	84.6	12	21	33	10	16	13	11	12
vs. South Carolina State		37	22	--	26	55	47.3	2	10	20.0	5	8	62.5	10	16	26	14	13	15	9	1
Missouri	W, 78-70	35	43	--	26	58	44.8	11	28	39.3	15	24	62.5	10	24	34	16	10	10	14	3
vs. Loyola Maryland		31	39	--	25	56	44.6	10	30	33.3	10	17	58.8	12	29	41	20	16	18	2	1
Missouri	W, 71-64	38	33	--	27	60	45.0	8	22	36.4	9	14	64.3	11	25	36	20	14	10	6	4
at Pittsburgh		35	29	--	16	47	34.0	7	25	28.0	25	31	80.6	9	24	33	14	8	11	4	3
Missouri	W, 82-72	41	41	--	24	60	40.0	11	33	33.3	23	25	92.0	7	25	32	18	15	9	13	6
vs. Wichita State		34	38	--	26	68	38.2	8	28	28.6	12	13	92.3	18	30	48	20	9	18	6	1

Missouri
at Kansas

Missouri
vs. Seton Hall (Kansas City)

Missouri
vs. Illinois (St. Louis)

Missouri
vs. Central Arkansas

Missouri
vs. Georgia

Missouri
at Kentucky

Missouri
vs. South Carolina

Missouri
at Alabama

Missouri
vs. Florida

Missouri
at Texas A&M

Missouri
at South Carolina

Missouri
vs. Arkansas

Missouri
at Vanderbilt

Missouri
vs. Texas A&M

Missouri
vs. Mississippi State

Missouri
at Ole Miss

Missouri
vs. Tennessee

Missouri
at Arkansas

Missouri
at Florida

Missouri
vs. Ole Miss

Missouri
vs. Auburn

Missouri
at LSU

DATE	OPPONENT	RESULT	RECORD	SEC	HIGH POINTS	HIGH REBOUNDS	HIGH ASSISTS	ATTEND.
Nov. 6	ARKANSAS-PINE BLUFF	W, 101-79	1-0	--	Sean East II (21)	Aidan Shaw (9)	Carralero Martin / Honor (5)	11,486
Nov. 10	MEMPHIS	L, 55-70	1-1	--	Sean East II (14)	Caleb Grill (10)	Jesus Carralero Martin (3)	15,061
Nov. 13	SIU EDWARDSVILLE	W, 68-50	2-1	--	Sean East II (20)	Noah Carter (10)	Anthony Robinson II (2)	9,656
Nov. 16	at Minnesota	W, 70-68	3-1	--	Nick Honor (16)	Noah Carter (6)	Caleb Grill (4)	7,975
Nov. 19	JACKSON STATE	L, 72-73	3-2	--	Nick Honor (17)	Carralero Martin / Grill (7)	Jesus Carralero Martin (6)	9,690
Nov. 22	SOUTH CAROLINA STATE	W, 82-59	4-2	--	Sean East II (21)	Aidan Shaw (7)	Sean East II (4)	9,745
Nov. 25	LOYOLA MARYLAND	W, 78-70	5-2	--	Noah Carter (18)	Noah Carter (6)	Sean East II (4)	9,762
Nov. 28	at Pittsburgh	W, 71-64	6-2	--	Sean East II (21)	Noah Carter (8)	East / Honor (4)	7,390
Dec. 3	WICHITA STATE	W, 82-72	7-2	--	Sean East II (22)	Caleb Grill (10)	Sean East II (9)	10,885
Dec. 9	at Kansas							
Dec. 17	vs. Seton Hall							
Dec. 22	vs. Illinois							
Dec. 30	CENTRAL ARKANSAS							
Jan. 6	GEORGIA							
Jan. 9	at Kentucky							
Jan. 13	SOUTH CAROLINA							
Jan. 16	at Alabama							
Jan. 20	FLORIDA							
Jan. 23	at Texas A&M							
Jan. 27	at South Carolina							
Jan. 31	ARKANSAS							
Feb. 3	at Vanderbilt							
Feb. 7	TEXAS A&M							
Feb. 10	MISSISSIPPI STATE							
Feb. 17	at Ole Miss							
Feb. 20	TENNESSEE							
Feb. 24	at Arkansas							
Feb. 28	at Florida							
March 2	OLE MISS							
March 5	AUBURN							
March 9	at LSU							

MISSOURI GAME LEADERS

Points	Rebounds	Assists
Sean East II 6	Noah Carter 4	Sean East II 4
Nick Honor..... 2	Caleb Grill 3	Jesus Carralero Martin..... 3
Noah Carter 1	Aidan Shaw..... 2	Nick Honor..... 2
	Jesus Carralero Martin..... 1	Caleb Grill 1
		Anthony Robinson II 1

MISCELLANEOUS STATS

10+ Points	
Noah Carter 7	Tamar Bates 2
Sean East II 7	Anthony Robinson II 2
Nick Honor..... 6	Connor Vanover..... 1
Caleb Grill 4	
20+ Points	
Sean East II 5	
10+ Rebounds	
Caleb Grill 2	Noah Carter 1
Double-Doubles	
Noah Carter 1	Caleb Grill 1
5+ Assists	
Jesus Carralero Martin..... 2	Nick Honor..... 1
Sean East II 1	

TEAM HIGHS & LOWS

		MISSOURI		OPPONENT	
Points, 1st Half	High	57	vs. Arkansas-Pine Bluff, 11/6	40	Arkansas-Pine Bluff, 11/6
	Low	32	at Minnesota, 11/16	26	Memphis, 11/10
Points, 2nd Half	High	47	vs. South Carolina State, 11/22	44	Memphis, 11/10
	Low	22	vs. Memphis, 11/10	19	SIU Edwardsville, 11/13
Total Points	High	101	vs. Arkansas-Pine Bluff, 11/6	79	Arkansas-Pine Bluff, 11/6
	Low	55	vs. Memphis, 11/10	50	SIU Edwardsville, 11/10
Field Goals Made	High	36	vs. Arkansas-Pine Bluff, 11/6	28	Jackson State, 11/19
	Low	18	vs. Memphis, 11/10	14	SIU Edwardsville, 11/13
Field Goals Attempted	High	64	vs. Arkansas-Pine Bluff, 11/6	68	Wichita State, 12/3
	Low	53	vs. SIU Edwardsville, 11/13	47	Pittsburgh, 11/28
Field Goal Pct.	High	56.3	vs. Arkansas-Pine Bluff, 11/6 (36-64)	47.3	South Carolina State, 11/22 (26-55)
	Low	31.6	vs. Memphis, 11/10 (18-57)	28.0	SIU Edwardsville, 11/13 (14-50)
3-Pointers Made	High	12	vs. Arkansas-Pine Bluff, 11/6	10	Loyola, 11/25
	Low	6	vs. Memphis, 11/10	2	South Carolina State, 11/22
3-Pointers Attempted	High	33	vs. Wichita State, 12/3	30	Loyola, 11/25
	Low	22	at Pittsburgh, 11/28	10	South Carolina State, 11/22
3-Point Pct.	High	40.0	vs. Arkansas-Pine Bluff, 11/6 (12-30)	35.0	Memphis, 11/10 (7-20)
	Low	20.0	vs. Memphis, 11/10 (6-30)	20.0	South Carolina State, 11/22 (2-10)
Free Throws Made	High	23	vs. Wichita State, 12/3	25	2x (last: Pittsburgh, 11/28)
	Low	6	at Minnesota, 11/16	5	South Carolina State, 11/22
Free Throws Attempted	High	25	vs. Wichita State, 12/3	31	2x (last: Pittsburgh, 11/28)
	Low	8	at Minnesota, 11/16	8	South Carolina State, 11/22
Free Throws Pct.	High	92.0	vs. Wichita State, 12/3 (23-25)	92.3	Wichita State, 12/3 (12-13)
	Low	62.5	vs. Loyola, 11/25 (15-24)	56.3	Memphis, 11/10 (9-16)
Offensive Rebounds	High	12	vs. South Carolina State, 11/22	18	Wichita State, 12/3
	Low	6	vs. Memphis, 11/10	9	Pittsburgh, 11/28
Total Rebounds	High	38	vs. Arkansas-Pine Bluff, 11/6	48	Wichita State, 12/3
	Low	28	at Minnesota, 11/16	26	South Carolina State, 11/22
Rebound Margin	High	+9	vs. Arkansas-Pine Bluff, 11/6	+16	2x (last: Wichita State, 12/3)
	Low	-16	2x (last vs. Wichita State, 12/3)	-9	Arkansas-Pine Bluff, 11/6
Fouls	High	26	vs. Arkansas-Pine Bluff, 11/6	20	2x (last: Loyola, 11/25)
	Low	10	vs. South Carolina State, 11/22	13	Minnesota, 11/16
Assists	High	19	2x (last vs. Jackson State, 11/19)	16	3x (last: Loyola, 11/25)
	Low	8	vs. Memphis, 11/10	7	SIU Edwardsville, 11/13
Turnovers	High	18	vs. Jackson State, 11/19	18	2x (last: Wichita State, 12/3)
	Low	9	2x (last vs. Wichita State, 12/3)	10	Memphis, 11/10
Steals	High	14	vs. Loyola, 11/25	12	Jackson State, 11/19
	Low	6	at Pittsburgh, 11/28	2	Loyola, 11/25
Blocks	High	12	vs. South Carolina State, 11/22	7	Minnesota, 11/16
	Low	3	vs. Loyola, 11/25	0	Jackson State, 11/19

INDIVIDUAL HIGHS

		MISSOURI		OPPONENT	
Points		22	Sean East II, vs. Wichita State, 12/3	34	Kylen Milton, Arkansas-Pine Bluff, 11/6
Field Goals Made		8	2x (last: Sean East II, vs. South Carolina State, 11/22)	10	2x (last: Davion Everett, South Carolina State, 11/22)
Field Goals Attempted		14	Nick Honor, vs. Arkansas-Pine Bluff, 11/6	27	Joe French, Arkansas-Pine Bluff, 11/6
Field Goal Pct. (min 5 made)		87.5	Sean East II, Arkansas-Pine Bluff, 11/6 (7-8)	85.7	Alonso Faure, Loyola, 11/25 (6-7)
3-Pointers Made		4	4x (last: Nick Honor, vs. South Carolina State, 11/22)	5	Blake Hinson, Pittsburgh, 11/28
3-Pointers Attempted		10	Nick Honor, vs. Arkansas-Pine Bluff, 11/6	14	Joe French, Arkansas-Pine Bluff, 11/6
3-Point Pct. (min 3 made)		100.0	Tamar Bates, vs. Arkansas-Pine Bluff, 11/6 (3-3)	62.5	Blake Hinson, Pittsburgh, 11/28 (5-8)
Free Throws Made		8	Caleb Grill, vs. Arkansas-Pine Bluff, 11/6	15	Kylen Milton, Arkansas-Pine Bluff, 11/6
Free Throws Attempted		9	Caleb Grill, vs. Arkansas-Pine Bluff, 11/6	20	Kylen Milton, Arkansas-Pine Bluff, 11/6
Free Throws Pct. (min 5 made)		100.0	2x (last: Noah Carter, vs. S Carolina St, 11/22) (5-5)	100.0	Ishmael Leggett, Pittsburgh, 11/28 (8-8)
Offensive Rebounds		3	6x (last: Aidan Shaw, vs. Wichita State, 12/3)	5	4x (last: Federiko Federiko, Pittsburgh, 11/28)
Total Rebounds		10	3x (last: Caleb Grill, vs. Wichita State, 12/3)	17	Harlond Beverly, Wichita State, 12/3
Assists		9	Sean East II, vs. Wichita State, 12/3	6	Elijah Hawkins, Minnesota, 11/16
Steals		5	Anthony Robinson II, vs. Loyola, 11/25	4	2x (last: Harlond Beverly, Wichita State, 12/3)
Blocks		5	2x (last: Aidan Shaw, South Carolina State, 11/22)	3	Pharrel Payne, Minnesota, 11/16



DENNIS GATES

@coachdgates

Whitten Family Men's Basketball Head Coach

It took just one season for Whitten Family Men's Basketball Head Coach Dennis Gates to make an impression at Missouri. Now in his second season with the Tigers, Gates aims to take the next step as Mizzou competes for titles.

PERSONAL

BIRTHDAY

January 14

EDUCATION

California '01 (Bachelor's)
Sociology
Florida State '05 (Master's)
Adult Education and Human
Resource Development

WIFE

Jocelyn

CHILDREN

Avery, Duke and Denver

COACHING CAREER

2003-04 Marquette (Grad Asst)
2004-05 Florida State (Grad Asst)
2005-07 California (Assistant)
2007-09 Northern Illinois (Assistant)
2009-11 Nevada (Assistant)
2011-19 Florida State (Assistant)
2019-22 Cleveland St. (Head Coach)
2022- Missouri (Head Coach)

HONORS

- 2019-20 Horizon League Coach of the Year
- 2020-21 Horizon League Coach of the Year
- 2020-21 HoopDirt.com Division I Coach of the Year
- 2022-23 USA Today SEC Coach of the Year

MISSOURI

- Led the MU to its first NCAA Tournament win in 13 seasons and its first-ever appearance in the SEC Semifinals.
- Overall, engineered the seventh-best improvement nationally in his first season, finishing with the program's most wins (25) in 11 years.
- His 25 victories are also the fifth-most by any first-year SEC coach in conference history – trailing only Tubby Smith, John Calipari, Eddie Sutton and Trent Johnson.
- Helped a pair of standouts in Kobe Brown (LA Clippers) and D'Moi Hodge (LA Lakers) earn NBA contracts.

CLEVELAND STATE

- Rebuilt the Vikings program – winning 50 games, including a 39-19 mark his final two seasons.
- Won two Horizon League regular-season titles (2020, 2021), the 2021 Horizon League Tournament crown and berths to the 2021 NCAA Tournament and 2022 Postseason NIT.
- Two-time Horizon League Coach of the Year (2020 and 2021).
- Mentored two Horizon League Defensive Players of the Year, five all-conference honorees and five All-Defensive Team selections.

FLORIDA STATE

- Spent eight seasons on Leonard Hamilton's staff at FSU, mirroring the Seminoles' rise to national prominence.
- Florida State advanced to four NCAA Tournament in his eight years, including an Elite Eight bid in 2018 and Sweet 16 trips in 2012 and 2019.
- Instrumental in recruiting four-straight top-15 classes, which produced five NBA Draft picks over four years – Jonathan Isaac (No. 9 selection in 2017), Malik Beasley (No. 19 in 2016), Mfiondu Kabengele (No. 27 in 2019), Dwayne Bacon (No. 40 in 2017) and Terance Mann (No. 48 in 2019).

PLAYING CAREER

- Combo guard for the Cal Golden Bears
- Served as a three-year captain, helping lead the team to three 20-win seasons
- Played in 114 career games with 34 starting assignments, totaling 432 points, 140 rebounds, 148 assists and 100 steals.
- Two-time Pac-10 All-Academic First Team selection
- Named Cal's Most Inspirational Player in 2001 and the team's Outstanding Student-Athlete in 1999 and 2001
- Awarded the 2002 Pac-10 Medal of Honor, which is presented to the Pac-10 Universities Top Graduating Student-Athlete.

YEAR-BY-YEAR RECORD

CLEVELAND STATE

YEAR	RECORD	PCT.	HORIZON	PLACE	NOTES
2019-20	11-21	34.4	7-11	t-7th	Earned first career win versus Edinboro, 79-54 (Nov. 9)
2020-21	19- 8	70.4	16- 4	1st	Horizon League Tournament Champions / NCAA First Round
2021-22	20-11	64.5	15- 6	1st	NIT First Round
CSU TOTALS	50-40	55.6	38-21		Two Horizon League Regular-Season Titles & One Tournament Title

MISSOURI

YEAR	RECORD	PCT.	SEC	PLACE	NOTES
2022-23	25-10	71.4	11-7	t-4th	USA Today SEC Coach of the Year
2023-24	7- 2	75.0	0-0		
MU TOTALS	32-12	72.7	11-7		
CAREER	82-52	61.2	49-28		

COACHING STAFF



Charlton "C.Y." Young
Associate Head Coach
Georgia Southern '93



David "Dickey" Nutt
Assistant Coach
Oklahoma State '82



Kyle Smithpeters
Assistant Coach
Southern Illinois '06



Ryan Sharbaugh
Assistant Coach
Westminster '08



Matt Cline
Assistant Coach
South Alabama '11



Sean Conaty
Dir. of Athletic Performance
East Carolina '12



JORDAN BUTLER

@jordanbutlerr0

Freshman | Forward | 7-0 | 230 | Greenville, S.C. | Christ Church Episcopal School

CAREER STATISTICS

Season	GP-GS	Min/Avg	FG	FGA	FG%	3FG	3FGA	3P%	FTM	FTA	FT%	O	D	REB	AVG	PF	FO	AST	TO	BLK	STL	PTS	AVG
2023-24	9-0	74/8.2	9	18	50.0	2	9	22.2	2	8	25.0	4	12	16	1.8	13	0	1	3	7	3	22	2.4

2023-24 NOTES

- Scored five points in his first collegiate game versus Arkansas-Pine Bluff (Nov. 6).
- One of five freshman on the roster that ranked as high as the No. 23 Class in the nation by Rivals.
- Brother, John Butler Jr., is a member of the Washington Wizards.

PERSONAL

BIRTHDAY

June 20, 2005

CAREER AMBITIONS

Broadcasting

CAREER BESTS

POINTS

5, 2x (last vs. S Carolina St, 11/22/23)

REBOUNDS

4, 2x (last vs. Loyola, 11/25/23)

ASSISTS

1, vs. Jackson State, 11/19/23

BLOCKED SHOTS

2, 3x (last vs. Wichita State, 12/3/23)

STEALS

2, vs. SIUE, 11/13/23

MINUTES

14, vs. SIUE, 11/13/23

FIELD GOALS MADE

2, 4x (last vs. Wichita State, 12/3/23)

3-POINT FIELD GOALS MADE

1, 2x (last vs. Loyola, 11/25/23)

FREE THROWS MADE

1, 2x (last vs. Loyola, 11/25/23)

MISCELLANEOUS

	SEASON	CAREER
Led MU in Points	0	0
Led MU in Rebounds	0	0
Led MU in Assists	0	0
20+ Points	0	0
10+ Points	0	0
10+ Rebounds	0	0
5+ Assists	0	0
Double-Doubles	0	0

2023-24 GAME-BY-GAME STATISTICS

Opponent	GS	Min	FG	FGA	3FG	3FGA	FT	FTA	OFF	DEF	REB	PF	AST	TO	STL	BLK	PTS
ARKANSAS-PINE BLUFF	5	2	2	1	1	0	0	0	0	1	1	1	0	0	0	0	5
MEMPHIS	3	0	1	0	1	0	0	0	0	0	0	1	0	0	0	0	0
SIU EDWARDSVILLE	14	0	3	0	3	0	0	0	3	3	4	4	0	0	2	2	0
at Minnesota	9	2	3	0	1	0	0	1	2	3	1	0	0	1	0	4	
JACKSON STATE	11	0	1	0	0	0	2	0	0	0	1	1	0	0	2	0	0
SOUTH CAROLINA STATE	8	2	2	0	0	1	2	1	3	4	1	0	1	0	0	5	
LOYOLA MARYLAND	8	1	3	1	2	1	4	1	3	4	2	0	1	0	0	4	
at Pittsburgh	7	0	0	0	0	0	0	0	0	0	2	0	0	0	1	0	
WICHITA STATE	10	2	3	0	1	0	0	1	0	1	0	0	1	0	2	4	
at Kansas																	
vs. Seton Hall																	
vs. Illinois																	
CENTRAL ARKANSAS																	
GEORGIA																	
at Kentucky																	
SOUTH CAROLINA																	
at Alabama																	
FLORIDA																	
at Texas A&M																	
at South Carolina																	
ARKANSAS																	
at Vanderbilt																	
TEXAS A&M																	
MISSISSIPPI STATE																	
at Ole Miss																	
TENNESSEE																	
at Arkansas																	
at Florida																	
OLE MISS																	
AUBURN																	
at LSU																	



1 KALEB BROWN

@igb_kaleb

@4low__

Junior | Guard | 6-7 | 245 | Huntsville, Ala. | Lee High School

CAREER STATISTICS

Season	GP-GS	Min/Avg	FG	FGA	FG%	3FG	3FGA	3P%	FTM	FTA	FT%	O	D	REB	AVG	PF	FO	AST	TO	BLK	STL	PTS	AVG
2021-22	27-0	261/9.7	9	29	31.0	04	14	28.6	2	9	22.2	5	35	40	1.5	18	0	30	24	5	9	24	0.9
2022-23	11-0	85/7.8	4	9	44.4	1	5	20.0	0	0	0.0	1	3	4	0.4	6	0	5	8	1	6	9	0.8
2023-24	2-0	13/6.3	1	3	33.3	0	2	0.0	0	0	0.0	0	2	2	1.0	3	0	2	3	0	1	2	1.0
TOTAL	40-0	359/9.0	14	41	34.1	5	21	23.8	2	9	22.2	6	40	46	1.2	27	0	37	35	6	16	35	0.9

2023-24 NOTES

- Out for the remainder of the season with a stress reaction in his left shin.
- Brother of former Mizzou standout and 2023 NBA first-round draft selection, Kobe Brown.

PERSONAL

BIRTHDAY

May 13, 2003

CAREER AMBITIONS

Neuroscience

SEASON & CAREER BESTS

POINTS

S: 2, vs. Memphis, 11/10/23

C: 7, at Vanderbilt, 2/8/22

REBOUNDS

S: 1, 2x (last vs. Memphis, 11/10/23)

C: 6, at Texas A&M, 2/5/22

ASSISTS

S: 2, vs. Arkansas-Pine Bluff, 11/6/23

C: 5, vs. LSU, 3/10/22

BLOCKED SHOTS

S: n/a

C: 1, 6x (last vs. HCU, 11/26/22)

STEALS

S: 1, vs. Arkansas-Pine Bluff, 11/6/23

C: 2, 4x (last at Ole Miss, 1/24/23)

MINUTES

S: 11, vs. Ark-Pine Bluff, 11/6/23

C: 28, at Texas A&M, 2/5/22

FIELD GOALS MADE

S: 1, vs. Memphis, 11/10/23

C: 2, 2x (last at Vanderbilt, 2/8/22)

3-POINT FIELD GOALS MADE

S: n/a

C: 2, at Vanderbilt, 2/8/22

FREE THROWS MADE

S: n/a


C: 1, 2x (last at Vanderbilt, 2/8/22)

MISCELLANEOUS

	SEASON	CAREER
Led MU in Points	0	0
Led MU in Rebounds	0	1
Led MU in Assists	0	4
20+ Points	0	0
10+ Points	0	0
10+ Rebounds	0	0
5+ Assists	0	1
Double-Doubles	0	0

2023-24 GAME-BY-GAME STATISTICS

Opponent	GS	Min	FG	FGA	3FG	3FGA	FT	FTA	OFF	DEF	REB	PF	AST	TO	STL	BLK	PTS
ARKANSAS-PINE BLUFF	11	0	1	0	1	0	0	0	0	1	1	2	2	2	1	0	0
MEMPHIS	2	1	2	0	1	0	0	0	0	1	1	1	0	1	0	0	2
SIU EDWARDSVILLE																	
at Minnesota																	
JACKSON STATE																	
SOUTH CAROLINA STATE																	
LOYOLA MARYLAND																	
at Pittsburgh																	
WICHITA STATE																	
at Kansas																	
vs. Seton Hall																	
vs. Illinois																	
CENTRAL ARKANSAS																	
GEORGIA																	
at Kentucky																	
SOUTH CAROLINA																	
at Alabama																	
FLORIDA																	
at Texas A&M																	
at South Carolina																	
ARKANSAS																	
at Vanderbilt																	
TEXAS A&M																	
MISSISSIPPI STATE																	
at Ole Miss																	
TENNESSEE																	
at Arkansas																	
at Florida																	
OLE MISS																	
AUBURN																	
at LSU																	



2 TAMAR BATES

@tbates_11

@tamarbates

Junior | Guard | 6-5 | 195 | Kansas City, Kan. | Indiana

CAREER STATISTICS

Season	GP-GS	Min/Avg	FG	FGA	FG%	3FG	3FGA	3P%	FTM	FTA	FT%	O	D	REB	AVG	PF	FO	AST	TO	BLK	STL	PTS	AVG
2021-22	32-0	466/14.5	44	130	33.8	17	57	29.8	20	24	83.3	7	33	40	1.3	31	0	20	22	4	8	125	3.9
2022-23	35-2	713/20.4	76	194	39.2	37	99	37.4	25	27	92.6	10	46	56	1.6	60	0	39	25	2	16	214	6.1
2023-24	9-2	145/6.1	23	47	48.9	8	18	44.4	13	14	92.9	2	6	8	0.9	16	0	8	4	2	6	67	7.4
TOTAL	76-4	1324/17.4	143	371	38.5	62	174	35.6	58	65	89.2	19	85	104	1.4	107	0	67	51	8	30	406	5.3

2023-24 NOTES

- Tallied 18 points in the season-opening win over Arkansas-Pine Bluff – the most by a Tiger in his MU debut since 2018 (Nov. 6).
- Recorded his second double-digit game in his first start at Mizzou on Tuesday, scoring 12 points at Pittsburgh (Nov. 28).
- One of six transfers on the 2023-24 roster, having played his first two seasons at Indiana.
- Ranked sixth among Big Ten underclassmen last season with a 3-point percentage of 37.4.

PERSONAL

BIRTHDAY

February 21, 2003

CAREER AMBITIONS

Coaching or broadcasting

SEASON & CAREER BESTS

POINTS

S: 18, vs. Ark-Pine Bluff, 11/6/23
C: 22, vs. Jackson State, 11/25/22

REBOUNDS

S: 2, 3x (last at Pittsburgh, 11/28/23)
C: 5, at Ohio State, 2/21/22

ASSISTS

S: 2, 2x (last vs. Jackson St, 11/19/23)
C: 4, at Iowa, 1/5/23

BLOCKED SHOTS

S: 1, 2x (last vs. S Carolina St, 11/22/23)
C: 1, 6x (last vs. Northwestern, 1/8/23)

STEALS

S: 3, vs. Wichita State, 12/3/23
C: 3, vs. Wichita State, 12/3/23

MINUTES

S: 24, vs. Ark-Pine Bluff, 11/6/23
C: 34, at Iowa, 1/5/23

FIELD GOALS MADE

S: 7, vs. Arkansas-Pine Bluff, 11/6/23
C: 8, vs. Jackson State, 11/25/22

3-POINT FIELD GOALS MADE

S: 3, vs. Arkansas-Pine Bluff, 11/6/23
C: 5, 2x (last vs. Michigan St, 1/22/23)

FREE THROWS MADE

S: 4, 2x (last at Minnesota, 11/16/23)
C: 4, 5x (last at Minnesota, 11/16/23)

MISCELLANEOUS

	SEASON	CAREER
Led MU in Points	0	0
Led MU in Rebounds	0	0
Led MU in Assists	0	0
20+ Points	0	1
10+ Points	2	13
10+ Rebounds	0	0
5+ Assists	0	0
Double-Doubles	0	0

2023-24 GAME-BY-GAME STATISTICS

Opponent	GS	Min	FG	FGA	3FG	3FGA	FT	FTA	OFF	DEF	REB	PF	AST	TO	STL	BLK	PTS
ARKANSAS-PINE BLUFF	24	7	9	3	3	1	1	1	1	1	2	2	2	0	0	0	18
MEMPHIS	14	1	3	0	2	4	4	0	0	0	0	2	0	1	2	0	6
SIU EDWARDSVILLE	19	2	5	1	2	0	0	0	0	0	0	2	1	1	0	0	5
at Minnesota	15	2	5	0	0	4	5	0	0	0	0	2	1	0	0	0	8
JACKSON STATE	18	3	6	1	2	0	0	0	2	2	1	2	0	0	0	1	7
SOUTH CAROLINA STATE	14	2	4	1	3	0	0	0	1	1	0	1	1	1	1	1	5
LOYOLA MARYLAND	8	1	3	0	1	0	0	0	0	0	0	3	1	0	0	0	2
at Pittsburgh	*	20	4	8	2	3	2	2	1	1	2	1	0	0	0	0	12
WICHITA STATE	*	14	1	4	0	2	2	2	0	1	1	3	0	1	3	0	4
at Kansas																	
vs. Seton Hall																	
vs. Illinois																	
CENTRAL ARKANSAS																	
GEORGIA																	
at Kentucky																	
SOUTH CAROLINA																	
at Alabama																	
FLORIDA																	
at Texas A&M																	
at South Carolina																	
ARKANSAS																	
at Vanderbilt																	
TEXAS A&M																	
MISSISSIPPI STATE																	
at Ole Miss																	
TENNESSEE																	
at Arkansas																	
at Florida																	
OLE MISS																	
AUBURN																	
at LSU																	



4 CURT LEWIS

@curtlewis10_
 @curtleww

Junior | Guard | 6-5 | 215 | Louisville, Ky. | John A. Logan

CAREER STATISTICS

Season	GP-GS	Min/Avg	FG	FGA	FG%	3FG	3FGA	3P%	FTM	FTA	FT%	O	D	REB	AVG	PF	FO	AST	TO	BLK	STL	PTS	AVG
2020-21	27-25	684/25.3	111	213	52.1	25	72	24.7	52	75	69.3	44	93	137	5.1	61	1	45	47	3	37	299	11.1
2021-22	29-18	721/24.9	100	261	38.3	51	149	34.2	30	55	54.5	37	115	152	5.2	55	1	42	50	4	36	281	9.7
2023-24	8-0	58/7.3	5	19	26.3	3	13	23.1	0	0	0.0	3	5	8	1.0	3	0	4	3	0	4	13	1.6
TOTAL	64-43	1463/22.9	216	493	43.8	79	234	33.8	82	130	43.1	84	213	297	4.6	119	2	91	100	7	77	593	9.3

2023-24 NOTES

- Scored four points and was a +16 in seven minutes of action as Mizzou rallied from 20 points down to defeat Minnesota (Nov. 16).
- One of six transfers on the 2023-24 roster, having played his first two collegiate seasons at Eastern Kentucky (2020-22) before leading John A. Logan Community College to its first NJCAA National Championship in 2022-23.
- Named 2022-23 NJCAA Division I Men's Basketball Player of the Year – the second-straight Tiger to earn the accolade (Sean East II collected the honor in 2021-22).
- Ranked fifth nationally in NJCAA Division I last year with a 3-point clip of 48.3.

PERSONAL

BIRTHDAY

May 19, 1999

CAREER AMBITIONS

High school coaching

SEASON & CAREER BESTS

POINTS

S: 4, at Minnesota, 11/16/23

C: 21, vs. Liberty, 2/5/22

REBOUNDS

S: 2, vs. Jackson State, 11/19/23

C: 13, vs. Northern Ky., 12/18/21

ASSISTS

S: 2, vs. South Carolina St, 11/22/23

C: 4, 4x (last vs. North Fla., 1/22/22)

BLOCKED SHOTS

S: n/a

C: 3, at Lipscomb, 2/12/22

STEALS

S: 2, vs. South Carolina St, 11/22/23

C: 5, vs. UT Martin, 1/21/21

MINUTES

S: 17, vs. South Carolina St, 11/22/23

C: 39, vs. Kennesaw State, 2/3/22

FIELD GOALS MADE

S: 2, at Minnesota, 11/16/23

C: 8, vs. Liberty, 2/5/22

3-POINT FIELD GOALS MADE

S: 1, 3x (last vs. Loyola, 11/25/23)

C: 4, 2x (last vs. Liberty, 2/5/22)

FREE THROWS MADE

S: n/a

C: 5, 3x (last vs. Tenn. State, 2/27/21)

MISCELLANEOUS

	SEASON	CAREER
Led MU in Points	0	0
Led MU in Rebounds	0	0
Led MU in Assists	0	0
20+ Points	0	3
10+ Points	0	33
10+ Rebounds	0	5
5+ Assists	0	0
Double-Doubles	0	4

2023-24 GAME-BY-GAME STATISTICS

Opponent	GS	Min	FG	FGA	3FG	3FGA	FT	FTA	OFF	DEF	REB	PF	AST	TO	STL	BLK	PTS
ARKANSAS-PINE BLUFF	2	0	1	0	0	0	0	0	0	0	0	0	0	0	0	0	0
MEMPHIS	Did Not Play																
SIU EDWARDSVILLE	8	0	3	0	2	0	0	0	0	0	0	2	1	0	1	0	0
at Minnesota	7	2	3	0	1	0	0	0	1	1	1	0	0	0	1	0	4
JACKSON STATE	9	1	4	1	3	0	0	1	1	2	1	0	2	0	0	0	3
SOUTH CAROLINA STATE	17	1	6	1	4	0	0	1	0	1	0	2	1	2	0	0	3
LOYOLA MARYLAND	9	1	2	1	2	0	0	0	2	2	0	0	0	0	0	0	3
at Pittsburgh	4	0	0	0	0	0	0	0	1	1	0	1	0	0	0	0	0
WICHITA STATE	1	0	0	0	0	0	0	1	0	1	0	0	0	0	0	0	0
at Kansas																	
vs. Seton Hall																	
vs. Illinois																	
CENTRAL ARKANSAS																	
GEORGIA																	
at Kentucky																	
SOUTH CAROLINA																	
at Alabama																	
FLORIDA																	
at Texas A&M																	
at South Carolina																	
ARKANSAS																	
at Vanderbilt																	
TEXAS A&M																	
MISSISSIPPI STATE																	
at Ole Miss																	
TENNESSEE																	
at Arkansas																	
at Florida																	
OLE MISS																	
AUBURN																	
at LSU																	



5 JOHN TONJE

@johnntonje1
 @johnntonje

Graduate | Guard | 6-6 | 215 | North Omaha, Neb. | Colorado State

CAREER STATISTICS

Season	GP-GS	Min/Avg	FG	FGA	FG%	3FG	3FGA	3P%	FTM	FTA	FT%	O	D	REB	AVG	PF	FO	AST	TO	BLK	STL	PTS	AVG
2019-20	31-0	263/8.5	35	76	46.1	20	46	43.5	21	31	67.7	5	27	32	1.0	28	0	10	15	0	5	111	3.6
2020-21	28-1	564/20.1	56	144	38.9	25	80	31.3	48	56	85.7	19	63	82	2.9	43	0	23	32	5	12	185	6.6
2021-22	30-12	759/25.3	89	189	46.1	32	88	36.4	64	78	82.1	18	73	91	3.0	50	0	26	31	6	12	274	9.1
2022-23	33-33	1032/31.3	157	332	47.3	61	157	38.9	106	130	81.5	22	132	154	4.7	55	0	43	61	11	25	481	14.6
2023-24	5-4	46/9.1	5	10	50.0	2	6	33.3	4	4	100.0	0	4	4	0.8	4	0	1	4	1	1	16	3.2
TOTAL	127-50	2663/21.0	342	755	45.3	140	377	37.1	243	299	81.3	64	299	363	2.9	180	0	103	143	23	55	1067	8.4

PERSONAL

BIRTHDAY

August 23, 2001

CAREER AMBITIONS

Investments

SEASON & CAREER BESTS

POINTS

S: 5, 2x (last vs. Jackson St, 11/19/23)

C: 31, vs. Oral Roberts, 11/9/21

REBOUNDS

S: 3, vs. SIUE, 11/13/23

C: 13, vs. Penn State, 11/20/22

ASSISTS

S: 1, vs. SIUE, 11/13/23

C: 4, 3x (last vs. Utah State, 2/4/23)

BLOCKED SHOTS

S: 1, vs. SIUE, 11/13/23

C: 2, 2x (last vs San Diego St, 1/18/23)

STEALS

S: 1, vs. Jackson State, 11/19/23

C: 3, vs. Weber State, 11/14/22

MINUTES

S: 18, vs. SIUE, 11/13/23

C: 36, 5x (last at Fresno St., 2/18/23)

FIELD GOALS MADE

S: 2, at Minnesota, 11/16/23

C: 10, vs. Oral Roberts, 11/9/21

3-POINT FIELD GOALS MADE

S: 1 2x (last vs. Jackson St, 11/19/23)

C: 5, vs. Peru State, 12/11/22

FREE THROWS MADE

S: 2, vs. SIUE, 11/13/23

C: 8, 2x (last vs. Wyoming, 2/24/23)

MISCELLANEOUS

	SEASON	CAREER
Led MU in Points	0	0
Led MU in Rebounds	0	0
Led MU in Assists	0	0
20+ Points	0	9
10+ Points	0	49
10+ Rebounds	0	1
5+ Assists	0	0
Double-Doubles	0	1

2023-24 NOTES

- One of six transfers on the 2023-24 roster, having played his first four seasons at Colorado State.
- Member of a Rams program that won 80 games and 45 Mountain West victories during his four seasons.
- Played for the Cameroon National Team in August 2023 during the FIBA Olympic Pre-Qualifying Tournament in Nigeria, helping the team to a 4-0 record and advance to the final rounds of the qualifying tournament for Paris 2024.

2023-24 GAME-BY-GAME STATISTICS

Opponent	GS	Min	FG	FGA	3FG	3FGA	FT	FTA	OFF	DEF	REB	PF	AST	TO	STL	BLK	PTS
ARKANSAS-PINE BLUFF																	
Did Not Play																	
MEMPHIS		2	1	1	0	0	0	0	0	1	1	0	0	1	0	0	2
SIU EDWARDSVILLE	*	18	1	5	1	4	2	2	0	3	3	2	1	0	0	1	5
at Minnesota	*	11	2	2	0	0	0	0	0	0	0	1	0	1	0	0	4
JACKSON STATE	*	7	1	1	1	1	2	2	0	0	0	1	0	1	1	0	5
SOUTH CAROLINA STATE	*	7	0	1	0	1	0	0	0	0	0	0	0	1	0	0	0
LOYOLA MARYLAND																	
Did Not Play																	
at Pittsburgh																	
Did Not Play																	
WICHITA STATE																	
Did Not Play																	
at Kansas																	
vs. Seton Hall																	
vs. Illinois																	
CENTRAL ARKANSAS																	
GEORGIA																	
at Kentucky																	
SOUTH CAROLINA																	
at Alabama																	
FLORIDA																	
at Texas A&M																	
at South Carolina																	
ARKANSAS																	
at Vanderbilt																	
TEXAS A&M																	
MISSISSIPPI STATE																	
at Ole Miss																	
TENNESSEE																	
at Arkansas																	
at Florida																	
OLE MISS																	
AUBURN																	
at LSU																	



10 NICK HONOR

@NickHonor3
 @nickhonor3

Graduate | Guard | 5-10 | 200 | Orlando, Fla. | Clemson

CAREER STATISTICS

Season	GP-GS	Min/Avg	FG	FGA	FG%	3FG	3FGA	3P%	FTM	FTA	FT%	O	D	REB	AVG	PF	FO	AST	TO	BLK	STL	PTS	AVG
2018-19	32-32	1154/36.1	174	467	37.3	70	211	33.2	71	87	81.6	18	58	76	2.4	60	0	95	54	0	28	489	15.3
2020-21	24-10	560/23.3	69	176	39.2	40	109	36.7	17	23	73.9	8	22	30	1.3	34	0	53	24	1	32	195	8.1
2021-22	33-25	839/25.4	90	228	39.5	37	114	32.5	38	42	90.5	9	36	45	1.4	43	1	79	31	2	28	255	7.7
2022-23	35-35	1045/29.9	87	216	40.3	55	138	39.9	49	56	87.5	13	43	56	1.6	61	0	103	33	0	54	278	7.9
2023-24	9-9	255/28.4	37	86	43.0	24	53	45.3	8	10	80.0	5	8	13	1.4	11	0	19	13	2	7	106	11.8
TOTAL	133-111	3854/29.0	457	1173	39.0	226	625	36.2	183	218	83.9	53	167	220	1.7	209	1	349	155	5	149	1323	9.9

PERSONAL

BIRTHDAY

October 3, 1999

CAREER AMBITIONS

Coaching

SEASON & CAREER BESTS

POINTS

S: 18, vs. Ark-Pine Bluff, 11/6/23

C: 30, vs. Rutgers, 12/8/18

REBOUNDS

S: 4, vs. Arkansas-Pine Bluff, 11/6/23

C: 6, vs. George Washington, 3/6/19

ASSISTS

S: 5, vs. Arkansas-Pine Bluff, 11/6/23

C: 7, 3x (last vs. Kentucky, 12/28/22)

BLOCKED SHOTS

S: 1, 2x (last vs. Loyola, 11/25/23)

C: 1, 5x (last vs. Loyola, 11/25/23)

STEALS

S: 2, vs. South Carolina St, 11/22/23

C: 5, vs. Wofford, 11/12/21

MINUTES

S: 32, vs. Ark-Pine Bluff, 11/6/23

C: 45, at Rhode Island, 2/16/19

FIELD GOALS MADE

S: 6, 3x (last vs. Jackson St, 11/19/23)

C: 10, vs. Rutgers, 12/8/18

3-POINT FIELD GOALS MADE

S: 4, 3x (last vs. S Carolina St, 11/22/23)

C: 6, at St. Bonaventure, 1/12/19

FREE THROWS MADE

S: 2, 4x (last vs. Wichita St, 12/3/23)

C: 7, 2x (last vs. S Indiana, 11/7/22)

MISCELLANEOUS

	SEASON	CAREER
Led MU in Points	2	4
Led MU in Rebounds	0	0
Led MU in Assists	2	13
30+ Points	0	1
20+ Points	0	6
10+ Points	6	67
10+ Rebounds	0	0
5+ Assists	1	20
Double-Doubles	0	0

CAREER HONORS

- 2022 Orange Bowl Basketball Classic MVP
- 2019 Atlantic 10 All-Rookie Team

2023-24 NOTES

- Team captain for the second-straight season.
- Leads Mizzou in 2023-24 with 24 made 3-pointers, while ranking third with 11.8 points per game.
- Ranks 27th nationally with a 3-point clip of 45.3 and 71st with 2.67 makes per game.
- Conncted on at least three triples in 6-of-9 games this season.
- Led the Tigers with 2.9 assists per game last season, while ranking second with 1.54 steals per game.
- Tallied an assist-to-turnover ratio of 3.12 – a number that would rank sixth nationally.
- The top returning 3-point shooter in the SEC, having connected on 39.9 percent of his attempts last season.

2023-24 GAME-BY-GAME STATISTICS

Opponent	GS	Min	FG	FGA	3FG	3FGA	FT	FTA	OFF	DEF	REB	PF	AST	TO	STL	BLK	PTS
ARKANSAS-PINE BLUFF	*	32	6	14	4	10	2	2	2	2	4	2	5	3	1	0	18
MEMPHIS	*	31	3	6	2	3	0	0	0	2	2	1	1	1	1	0	8
SIU EDWARDSVILLE	*	22	2	5	1	2	0	0	0	1	1	0	1	1	0	0	5
at Minnesota	*	30	6	12	4	6	0	0	0	1	1	1	1	3	0	0	16
JACKSON STATE	*	30	6	12	3	9	2	3	1	1	2	1	2	2	1	1	17
SOUTH CAROLINA STATE	*	28	5	11	4	7	0	0	1	0	1	0	3	1	2	0	14
LOYOLA MARYLAND	*	30	4	8	3	5	2	2	0	1	1	1	1	0	1	1	13
at Pittsburgh	*	23	0	6	0	3	0	1	1	0	1	4	4	1	0	0	0
WICHITA STATE	*	30	5	12	3	8	2	2	0	0	0	1	1	1	1	0	15
at Kansas																	
vs. Seton Hall																	
vs. Illinois																	
CENTRAL ARKANSAS																	
GEORGIA																	
at Kentucky																	
SOUTH CAROLINA																	
at Alabama																	
FLORIDA																	
at Texas A&M																	
at South Carolina																	
ARKANSAS																	
at Vanderbilt																	
TEXAS A&M																	
MISSISSIPPI STATE																	
at Ole Miss																	
TENNESSEE																	
at Arkansas																	
at Florida																	
OLE MISS																	
AUBURN																	
at LSU																	



11 TRENT PIERCE

@trentpierce22

@trentpierce22

Freshman | Forward | 6-10 | 210 | Tulsa, Okla. | AZ Compass Prep

CAREER STATISTICS

Season	GP-GS	Min/Avg	FG	FGA	FG%	3FG	3FGA	3P%	FTM	FTA	FT%	O	D	REB	AVG	PF	FO	AST	TO	BLK	STL	PTS	AVG
2023-24	8-0	38/4.7	2	11	18.2	1	9	11.1	0	3	0.0	1	4	5	0.6	3	0	1	3	2	1	5	0.6

2023-24 NOTES

- Scored his first five collegiate points during Missouri's 31-9 run to finish the game at Minnesota and rally from 20 points down (Nov. 16).
- One of five freshman on the roster that ranked as high as the No. 23 Class in the nation by Rivals.
- Named the nation's No. 60 recruit by ESPN – Mizzou's highest-ranked player since 2017.

PERSONAL

BIRTHDAY

October 22, 2004

CAREER AMBITIONS

Engineering

CAREER BESTS

POINTS

5, at Minnesota, 11/16/23

REBOUNDS

2, at Minnesota, 11/16/23

ASSISTS

1, at Minnesota, 11/16/23

BLOCKED SHOTS

1, 2x (last vs. Memphis, 11/10/23)

STEALS

1, vs. Loyola, 11/25/23

MINUTES

9, at Minnesota, 11/16/23

FIELD GOALS MADE

2, at Minnesota, 11/16/23

3-POINT FIELD GOALS MADE

1, at Minnesota, 11/16/23

FREE THROWS MADE

n/a

MISCELLANEOUS

	SEASON	CAREER
Led MU in Points	0	0
Led MU in Rebounds	0	0
Led MU in Assists	0	0
20+ Points	0	0
10+ Points	0	0
10+ Rebounds	0	0
5+ Assists	0	0
Double-Doubles	0	0

2023-24 GAME-BY-GAME STATISTICS

Opponent	GS	Min	FG	FGA	3FG	3FGA	FT	FTA	OFF	DEF	REB	PF	AST	TO	STL	BLK	PTS
ARKANSAS-PINE BLUFF	7	0	1	0	1	0	0	0	0	0	0	0	0	0	0	1	0
MEMPHIS	5	0	3	0	3	0	0	0	1	1	1	0	1	0	1	0	0
SIU EDWARDSVILLE	2	0	0	0	0	0	0	0	0	0	0	0	0	2	0	0	0
at Minnesota	9	2	4	1	2	0	1	1	1	2	0	1	0	0	0	0	5
JACKSON STATE	0+	0	0	0	0	0	0	0	0	0	0	0	0	0	0	0	0
SOUTH CAROLINA STATE	Did Not Play																
LOYOLA MARYLAND	5	0	1	0	1	0	0	0	1	1	2	0	0	0	1	0	0
at Pittsburgh	4	0	1	0	1	0	2	0	0	0	0	0	0	0	0	0	0
WICHITA STATE	6	0	1	0	1	0	0	0	1	1	0	0	0	0	0	0	0
at Kansas																	
vs. Seton Hall																	
vs. Illinois																	
CENTRAL ARKANSAS																	
GEORGIA																	
at Kentucky																	
SOUTH CAROLINA																	
at Alabama																	
FLORIDA																	
at Texas A&M																	
at South Carolina																	
ARKANSAS																	
at Vanderbilt																	
TEXAS A&M																	
MISSISSIPPI STATE																	
at Ole Miss																	
TENNESSEE																	
at Arkansas																	
at Florida																	
OLE MISS																	
AUBURN																	
at LSU																	



13 JESUS CARRALERO MARTIN

@jmcarralero
@jesuscarralero_12

Senior | Forward | 6-7 | 225 | Málaga, Spain | Campbell

CAREER STATISTICS

Season	GP-GS	Min/Avg	FG	FGA	FG%	3FG	3FGA	3P%	FTM	FTA	FT%	O	D	REB	AVG	PF	FO	AST	TO	BLK	STL	PTS	AVG
2019-20	26- 1	370/14.2	51	112	45.5	11	41	26.8	20	33	60.6	16	44	60	2.3	48	1	42	44	16	8	133	5.1
2020-21	18- 5	336/18.7	52	104	50.0	3	20	15.0	18	29	62.1	11	43	54	3.0	46	3	49	36	4	17	125	6.9
2021-22	29-27	749/25.8	106	228	46.5	11	44	25.0	48	74	64.9	39	125	164	5.7	80	3	114	77	26	36	271	9.3
2022-23	5- 5	135/27.1	21	42	50.0	6	11	54.5	5	13	38.5	7	19	26	5.2	8	0	13	16	2	7	53	10.6
2023-24	6- 2	55/9.2	2	13	15.4	1	4	25.0	0	0	0.0	6	6	12	2.0	9	0	15	4	2	4	5	0.8
TOTAL	84-40	1646/19.6	232	499	46.5	32	120	26.7	91	149	61.1	79	237	316	3.8	191	7	233	177	50	72	587	7.0

PERSONAL

BIRTHDAY

July 24, 2000

CAREER AMBITIONS

Computer science consulting

SEASON & CAREER BESTS

POINTS

S: 3, vs. Jackson State, 11/19/23

C: 19, 2x (last at VCU, 12/4/21)

REBOUNDS

S: 7, vs. Jackson State, 11/19/23

C: 13, vs. Presbyterian, 3/2/22

ASSISTS

S: 6, vs. Jackson State, 11/19/23

C: 8, 2x (last vs. Presbyterian, 3/2/22)

BLOCKED SHOTS

S: 1, 2x (last vs. Memphis, 11/10/23)

C: 3, 4x (last vs. Presbyterian, 3/2/22)

STEALS

S: 2, vs. Memphis, 11/10/23

C: 3, 6x (last at N Carolina A&T, 1/22/22)

MINUTES

S: 18, vs. Jackson State, 11/19/23

C: 36, 2x (last vs. Presbyterian, 3/2/22)

FIELD GOALS MADE

S: 1, vs. Jackson State, 11/19/23

C: 8, at VCU, 12/4/21

3-POINT FIELD GOALS MADE

S: 1, 2x (last vs. Loyola, 11/25/23)

C: 2, 3x (last at NC State, 11/11/22)

FREE THROWS MADE

S: n/a

C: 8, vs. Presbyterian, 3/22/22

MISCELLANEOUS

	SEASON	CAREER
Led MU in Points	0	0
Led MU in Rebounds	1	1
Led MU in Assists	3	3
20+ Points	0	0
10+ Points	0	26
10+ Rebounds	0	2
5+ Assists	2	20
Double-Doubles	0	2

2023-24 NOTES

- Tallied five assists in just 10 minutes in his Mizzou debut versus Arkansas-Pine Bluff (Nov. 6).
- One of six transfers on the 2023-24 roster, having played his first four seasons at Campbell.
- Missed all but five games last season with an injury.
- Only player in the Big South during the 2021-22 campaign to rank in the top 10 in rebounding (ninth), assists (fourth), steals (10th) and blocks (eighth), while also placing seventh in assist-to-turnover ratio.

2023-24 GAME-BY-GAME STATISTICS

Opponent	GS	Min	FG	FGA	3FG	3FGA	FT	FTA	OFF	DEF	REB	PF	AST	TO	STL	BLK	PTS
ARKANSAS-PINE BLUFF	*	10	0	1	0	0	0	0	0	1	1	3	5	1	1	1	0
MEMPHIS	*	14	0	5	0	1	0	0	3	1	4	3	3	2	2	1	0
SIU EDWARDSVILLE																	
at Minnesota		3	0	2	0	1	0	0	0	0	0	0	0	0	0	0	0
JACKSON STATE		18	1	2	1	1	0	0	3	4	7	3	6	0	0	0	3
SOUTH CAROLINA STATE		4	0	0	0	0	0	0	0	0	0	0	1	0	0	0	0
LOYOLA MARYLAND		6	1	3	0	1	0	0	0	0	0	0	0	1	1	0	2
at Pittsburgh																	
WICHITA STATE																	
at Kansas																	
vs. Seton Hall																	
vs. Illinois																	
CENTRAL ARKANSAS																	
GEORGIA																	
at Kentucky																	
SOUTH CAROLINA																	
at Alabama																	
FLORIDA																	
at Texas A&M																	
at South Carolina																	
ARKANSAS																	
at Vanderbilt																	
TEXAS A&M																	
MISSISSIPPI STATE																	
at Ole Miss																	
TENNESSEE																	
at Arkansas																	
at Florida																	
OLE MISS																	
AUBURN																	
at LSU																	



14 ANTHONY ROBINSON II

[@anklebully_ant](#)
[@anklebully_ant](#)

Freshman | Guard | 6-2 | 175 | Tallahassee, Fla. | Florida State University High School

CAREER STATISTICS

Season	GP-GS	Min/Avg	FG	FGA	FG%	3FG	3FGA	3P%	FTM	FTA	FT%	O	D	REB	AVG	PF	FO	AST	TO	BLK	STL	PTS	AVG
2023-24	9-0	142/15.8	16	34	47.1	3	14	21.4	16	20	80.0	6	15	21	2.3	18	0	17	7	4	17	51	5.7

2023-24 NOTES

- Leads Mizzou with 17 steals – 16 coming in the team's five games (3.4 per game).
- Ranks 96th nationally and eighth among freshmen with 1.89 steals per game.
- Tallied a career-best five steals versus Loyola Maryland (Nov. 25).
- Also ranks second on the team with 17 assists.
- Recorded a game-high five assists in the win against SIU Edwardsville (Nov. 13).
- Scored in double figures in two-straight games against South Carolina State (Nov. 22) and Loyola Maryland (Nov. 25) – the first Tigers freshman with two-straight 10-plus point games since Kobe Brown in 2019-20.
- One of five freshman on the roster that ranked as high as the No. 23 Class in the nation by Rivals.
- Finished as the all-time winningest player in Florida high school history for boys basketball.

PERSONAL

BIRTHDAY

January 5, 2005

CAREER AMBITIONS

Entrepreneur

CAREER BESTS

POINTS

10, 2x (last vs. Loyola, 11/25/23)

REBOUNDS

5, vs. Loyola, 11/25/23

ASSISTS

5, vs. SIUE, 11/13/23

BLOCKED SHOTS

2, vs. SIUE, 11/13/23

STEALS

5, vs. Loyola, 11/25/23

MINUTES

22, vs. Loyola, 11/25/23

FIELD GOALS MADE

4, vs. South Carolina St, 11/22/23

3-POINT FIELD GOALS MADE

1, 3x (last vs. Loyola, 11/25/23)

FREE THROWS MADE

5, 2x (last vs. SIUE, 11/13/23)

MISCELLANEOUS

	SEASON	CAREER
Led MU in Points	0	0
Led MU in Rebounds	0	0
Led MU in Assists	1	1
20+ Points	0	0
10+ Points	2	2
10+ Rebounds	0	0
5+ Assists	1	1
Double-Doubles	0	0

2023-24 GAME-BY-GAME STATISTICS

Opponent	GS	Min	FG	FGA	3FG	3FGA	FT	FTA	OFF	DEF	REB	PF	AST	TO	STL	BLK	PTS
ARKANSAS-PINE BLUFF	14	1	3	0	1	0	0	0	0	0	0	2	2	1	0	1	2
MEMPHIS	10	0	2	0	2	5	5	0	3	3	1	0	0	0	0	0	5
SIU EDWARDSVILLE	19	0	3	0	2	5	6	2	1	3	3	5	0	0	0	2	5
at Minnesota	11	2	3	1	2	0	0	0	0	0	0	2	0	1	0	0	5
JACKSON STATE	21	2	3	0	0	1	2	1	2	3	4	4	4	4	4	0	5
SOUTH CAROLINA STATE	17	4	4	1	1	1	2	1	2	3	3	2	0	2	1	10	
LOYOLA MARYLAND	22	3	6	1	2	3	4	1	4	5	2	1	1	5	0	10	
at Pittsburgh	13	2	5	0	2	1	1	1	1	2	1	1	0	3	0	5	
WICHITA STATE	14	2	5	0	2	0	0	0	2	2	2	0	1	2	0	4	
at Kansas																	
vs. Seton Hall																	
vs. Illinois																	
CENTRAL ARKANSAS																	
GEORGIA																	
at Kentucky																	
SOUTH CAROLINA																	
at Alabama																	
FLORIDA																	
at Texas A&M																	
at South Carolina																	
ARKANSAS																	
at Vanderbilt																	
TEXAS A&M																	
MISSISSIPPI STATE																	
at Ole Miss																	
TENNESSEE																	
at Arkansas																	
at Florida																	
OLE MISS																	
AUBURN																	
at LSU																	



23 AIDAN SHAW

@TheAidanShaw

@aidanxshaw

Sophomore | Forward | 6-8 | 205 | Overland Park, Kan. | Blue Valley High School

CAREER STATISTICS

Season	GP-GS	Min/Avg	FG	FGA	FG%	3FG	3FGA	3P%	FTM	FTA	FT%	O	D	REB	AVG	PF	FO	AST	TO	BLK	STL	PTS	AVG
2022-23	32-2	338/10.6	36	64	56.3	6	21	28.6	7	12	58.3	20	35	55	1.7	45	0	4	9	10	8	85	2.7
2023-24	9-2	150/16.7	13	18	72.2	0	1	0.0	2	4	50.0	10	29	39	4.3	21	1	2	9	20	4	28	3.1
TOTAL	41-4	488/11.9	49	82	59.8	6	22	27.3	9	16	56.3	30	64	94	2.3	66	1	6	18	30	12	113	2.8

2023-24 NOTES

- Ranks 25th nationally with 2.22 blocks per game, leading the country's seventh-ranked shot-blocking team.
- First player with two five-rejection games in the same season since 2017-18, doing so against Arkansas-Pine Bluff (Nov. 6) and South Carolina State (Nov. 22).
- Also added a career-best nine rebounds in the win over Arkansas-Pine Bluff (Nov. 6).

PERSONAL

BIRTHDAY

September 17, 2003

CAREER AMBITIONS

Architecture business

CAREER BESTS

POINTS

S: 7, 2x (last vs. SIUE, 11/13/23)

C: 9, vs. Southern Indiana, 11/7/22

REBOUNDS

S: 9, vs. Arkansas-Pine Bluff, 11/6/23

C: 9, vs. Arkansas-Pine Bluff, 11/6/23

ASSISTS

S: 2, vs. Wichita State, 12/3/23

C: 2, 2x (last vs. Wichita St, 12/3/23)

BLOCKED SHOTS

S: 5, 2x (last vs. S Carolina St, 11/22/23)

C: 5, 2x (last vs. S Carolina St, 11/22/23)

STEALS

S: 2, vs. Arkansas-Pine Bluff, 11/6/23

C: 2, vs. Arkansas-Pine Bluff, 11/6/23

MINUTES

S: 23, 2x (last vs. S Car St, 11/22/23)

C: 23, 2x (last vs. S Car St, 11/22/23)

FIELD GOALS MADE

S: 3, 3x (last vs. S Carolina St, 11/22/23)

C: 4, vs. Southern Indiana, 11/7/22

3-POINT FIELD GOALS MADE

S: n/a

C: 2, vs. Arkansas, 1/18/23

FREE THROWS MADE

S: 1, vs. SIUE, 11/13/23

C: 2, 2x (last vs. MVSU, 11/20/22)

MISCELLANEOUS

	SEASON	CAREER
Led MU in Points	0	0
Led MU in Rebounds	2	4
Led MU in Assists	0	0
20+ Points	0	0
10+ Points	0	0
10+ Rebounds	0	0
5+ Assists	0	0
Double-Doubles	0	0

2023-24 GAME-BY-GAME STATISTICS

Opponent	GS	Min	FG	FGA	3FG	3FGA	FT	FTA	OFF	DEF	REB	PF	AST	TO	STL	BLK	PTS
ARKANSAS-PINE BLUFF	23	3	4	0	0	1	2	2	7	9	5	0	2	2	5	7	
MEMPHIS	16	1	2	0	0	0	0	0	3	3	3	0	1	0	1	2	
SIU EDWARDSVILLE	13	3	3	0	0	1	2	1	4	5	2	0	0	1	0	7	
at Minnesota	18	0	0	0	0	0	0	0	3	3	2	0	1	1	4	0	
JACKSON STATE	10	1	3	0	0	0	0	0	1	1	1	0	2	0	1	2	
SOUTH CAROLINA STATE	23	3	3	0	0	0	0	3	4	7	1	0	3	0	5	6	
LOYOLA MARYLAND	14	0	0	0	0	0	0	0	2	2	1	0	0	0	0	0	
at Pittsburgh	*	20	2	2	0	0	0	0	1	3	4	2	0	0	1	4	
WICHITA STATE	*	13	0	1	0	1	0	0	3	2	5	4	2	0	0	3	0
at Kansas																	
vs. Seton Hall																	
vs. Illinois																	
CENTRAL ARKANSAS																	
GEORGIA																	
at Kentucky																	
SOUTH CAROLINA																	
at Alabama																	
FLORIDA																	
at Texas A&M																	
at South Carolina																	
ARKANSAS																	
at Vanderbilt																	
TEXAS A&M																	
MISSISSIPPI STATE																	
at Ole Miss																	
TENNESSEE																	
at Arkansas																	
at Florida																	
OLE MISS																	
AUBURN																	
at LSU																	



31 CALEB GRILL

@caleb_grill0
 @calebgrill3

Graduate | Guard | 6-3 | 215 | Wichita, Kan. | Iowa State

CAREER STATISTICS

Season	GP-GS	Min/Avg	FG	FGA	FG%	3FG	3FGA	3P%	FTM	FTA	FT%	O	D	REB	AVG	PF	FO	AST	TO	BLK	STL	PTS	AVG
2019-20	29- 2	399/13.7	22	70	31.4	13	52	25.0	4	7	57.1	8	40	48	1.7	35	0	17	16	2	14	61	2.1
2020-21	27-27	898/33.3	86	217	39.6	55	161	34.2	20	31	64.5	7	80	87	3.2	55	1	61	37	3	37	247	9.1
2021-22	35- 0	844/24.1	79	202	39.1	57	164	34.8	10	16	62.5	14	76	90	2.6	71	1	53	21	6	35	225	6.4
2022-23	25-22	780/31.2	72	183	39.3	53	144	36.8	40	52	76.9	11	88	99	4.0	52	1	35	38	1	31	237	9.5
2023-24	9- 5	200/22.2	24	66	36.4	14	48	29.2	14	17	82.4	12	40	52	5.8	17	0	13	7	2	10	76	8.4
TOTAL	125-56	3121/25.0	283	738	38.3	192	569	33.7	88	123	71.5	52	324	376	3.0	230	3	179	119	14	127	846	6.8

PERSONAL

BIRTHDAY

June 15, 2000

CAREER AMBITIONS

College coaching

SEASON & CAREER BESTS

POINTS

S: 15, 2x (last vs. Jackson St, 11/19/23)

C: 31, vs. North Carolina, 11/25/22

REBOUNDS

S: 10, 2x (last vs. Wichita St, 12/3/23)

C: 10, 4x (last vs. Wichita St, 12/3/23)

ASSISTS

S: 4, 2x (last at Minnesota, 11/16/23)

C: 7, at San Jose State, 2/21/21

BLOCKED SHOTS

S: 1, 2x (last vs. Jackson St, 11/19/23)

C: 2, vs. Kansas State, 2/12/22

STEALS

S: 4, vs. Memphis, 11/10/23

C: 5, vs. St. John's, 12/4/22

MINUTES

S: 29, vs. Memphis, 11/10/23

C: 39, 2x (last at Boise State, 2/13/21)

FIELD GOALS MADE

S: 5, vs. Jackson State, 11/19/23

C: 11, vs. North Carolina, 11/25/22

3-POINT FIELD GOALS MADE

S: 3, 2x (last vs. Wichita St, 12/3/23)

C: 8, at Texas Tech, 1/30/23

FREE THROWS MADE

S: 8, vs. Arkansas-Pine Bluff, 11/6/23

C: 8, vs. Arkansas-Pine Bluff, 11/6/23

MISCELLANEOUS

	SEASON	CAREER
Led MU in Points	0	0
Led MU in Rebounds	3	3
Led MU in Assists	1	1
30+ Points	0	1
20+ Points	0	5
10+ Points	3	33
10+ Rebounds	2	4
5+ Assists	0	4
Double-Doubles	1	2

2023-24 NOTES

- Ranks second on the team with 5.8 rebounds, third with 10 steals and fourth with 8.4 points.
- Recorded his second collegiate double-double with 13 points and 10 boards Sunday versus Wichita State (Dec. 3).
- Matched his career high with 10 rebounds against Memphis (Nov. 10) and Wichita State (Dec. 3).
- One of six transfers on the 2023-24 roster, having played at Iowa State (2019-20, 2021-23) and UNLV (2020-21) previously.
- Led Iowa State with a 36.8 percent clip from 3-point range last season, while finishing second with 53 triples made. Also led Iowa State with 57 made 3-pointers in 2021-22 as the Cyclones advanced to the Sweet 16.
- Highlight of his tenure with the Cyclones was scoring 31 points with seven made 3-pointers in a win against No. 1 North Carolina (Nov. 25, 2002).

2023-24 GAME-BY-GAME STATISTICS

Opponent	GS	Min	FG	FGA	3FG	3FGA	FT	FTA	OFF	DEF	REB	PF	AST	TO	STL	BLK	PTS
ARKANSAS-PINE BLUFF	*	23	3	8	1	6	8	9	1	6	7	1	0	1	1	0	15
MEMPHIS	*	29	2	12	1	9	1	2	1	9	10	1	1	1	4	0	6
SIU EDWARDSVILLE	*	23	2	3	2	2	0	0	0	5	5	4	4	1	1	0	6
at Minnesota	*	17	1	6	0	4	0	0	2	2	4	4	4	0	0	1	2
JACKSON STATE		24	5	8	3	6	2	2	1	6	7	3	1	2	1	1	15
SOUTH CAROLINA STATE		6	0	4	0	3	0	0	0	0	0	0	0	0	0	0	0
LOYOLA MARYLAND	*	27	3	9	2	7	1	2	3	1	4	1	1	1	1	0	9
at Pittsburgh		26	4	8	2	5	0	0	3	2	5	2	1	0	1	0	10
WICHITA STATE		25	4	8	3	6	2	2	1	9	10	1	1	1	1	0	13
at Kansas																	
vs. Seton Hall																	
vs. Illinois																	
CENTRAL ARKANSAS																	
GEORGIA																	
at Kentucky																	
SOUTH CAROLINA																	
at Alabama																	
FLORIDA																	
at Texas A&M																	
at South Carolina																	
ARKANSAS																	
at Vanderbilt																	
TEXAS A&M																	
MISSISSIPPI STATE																	
at Ole Miss																	
TENNESSEE																	
at Arkansas																	
at Florida																	
OLE MISS																	
AUBURN																	
at LSU																	



35 NOAH CARTER

@noah3carter
 @noah3carter

Graduate | Forward | 6-6 | 235 | Dubuque, Iowa | Northern Iowa

CAREER STATISTICS

Season	GP-GS	Min/Avg	FG	FGA	FG%	3FG	3FGA	3P%	FTM	FTA	FT%	O	D	REB	AVG	PF	FO	AST	TO	BLK	STL	PTS	AVG
2019-20	27-0	222/8.2	43	78	55.1	20	49	40.8	9	11	81.8	11	35	46	1.7	14	0	4	8	2	4	115	4.3
2020-21	25-14	685/27.4	101	213	47.4	34	109	31.2	45	58	77.6	27	115	142	5.7	46	0	26	32	11	19	281	11.2
2021-22	32-21	853/26.7	170	353	48.2	40	134	29.9	100	126	79.4	19	113	132	4.1	65	0	58	44	12	19	480	15.0
2022-23	34-20	746/22.0	120	243	49.4	38	118	32.2	49	68	72.1	44	92	136	4.0	76	0	62	40	15	18	327	9.6
2023-24	9-9	250/27.8	39	87	44.8	14	42	33.3	21	27	77.8	8	48	56	6.2	20	0	14	13	13	10	113	12.6
TOTAL	127-64	2757/21.7	473	974	48.6	146	452	32.3	224	290	77.2	109	403	512	4.0	221	0	164	137	53	70	1316	10.4

PERSONAL

BIRTHDAY

November 13, 2000

CAREER AMBITIONS

Professional fisherman

SEASON & CAREER BESTS

POINTS

S: 18, vs. Loyola, 11/25/23

C: 33, at Valparaiso, 1/19/22

REBOUNDS

S: 10, vs. SIUE, 11/13/23

C: 13, vs. Indiana State, 2/7/21

ASSISTS

S: 3, vs. South Carolina St, 11/22/23

C: 6, vs. Utah State, 3/16/23

BLOCKED SHOTS

S: 4, vs. South Carolina St, 11/22/23

C: 4, vs. South Carolina St, 11/22/23

STEALS

S: 3, 2x (last vs. Wichita St, 12/3/23)

C: 4, vs. Valparaiso, 2/14/21

MINUTES

S: 33, vs. Memphis, 11/10/23

C: 40, vs. Indiana State, 2/7/21

FIELD GOALS MADE

S: 7, vs. Arkansas-Pine Bluff, 11/6/23

C: 11, at Valparaiso, 1/19/22

3-POINT FIELD GOALS MADE

S: 4, vs. SIUE, 11/13/23

C: 9, vs. Western Kentucky, 11/25/20

FREE THROWS MADE

S: 6, vs. Wichita State, 12/3/23

C: 9, at Drake, 2/5/22

MISCELLANEOUS

	SEASON	CAREER
Led MU in Points	1	4
Led MU in Rebounds	4	10
Led MU in Assists	0	4
30+ Points	0	1
20+ Points	0	16
10+ Points	7	62
10+ Rebounds	1	4
5+ Assists	0	5
Double-Doubles	1	4

CAREER HONORS

2021-22 All-Missouri Valley Conference Second Team

2023-24 NOTES

- Team captain.
- Leads the team with 6.2 rebounds per game, while placing second with 12.6 points.
- Also places second on the team and 111th nationally with 1.44 blocks per game.
- Scored in double figures in a team-best seven games this season.
- Recorded his first double-double with the Tigers against SIUE, collecting 15 points and 10 rebounds (Nov. 13).
- Finished his first campaign with the Tigers on a strong note last year, averaging 11.8 points in the final eight games and shooting 57.6 percent from the field and 41.9 percent from 3-point range (averaged 9.0 points and shot 46.3 percent overall and 28.7 percent from 3-point range in season's first 27 games).

2023-24 GAME-BY-GAME STATISTICS

Opponent	GS	Min	FG	FGA	3FG	3FGA	FT	FTA	OFF	DEF	REB	PF	AST	TO	STL	BLK	PTS
ARKANSAS-PINE BLUFF	*	29	7	12	1	3	0	0	1	5	6	3	1	2	1	1	15
MEMPHIS	*	33	4	12	1	4	1	2	0	7	7	2	1	1	0	1	10
SIU EDWARDSVILLE	*	28	5	12	4	9	1	2	1	9	10	0	1	1	1	3	15
at Minnesota	*	31	5	10	2	5	1	1	1	5	6	2	2	1	2	2	13
JACKSON STATE	*	20	3	8	1	6	0	0	0	4	4	1	2	2	0	1	7
SOUTH CAROLINA STATE	*	23	4	7	0	1	5	5	2	4	6	4	3	1	0	4	13
LOYOLA MARYLAND	*	29	5	8	3	6	5	8	2	4	6	1	2	2	3	1	18
at Pittsburgh	*	28	5	9	1	2	2	2	0	8	8	4	2	1	0	0	13
WICHITA STATE	*	29	1	9	1	6	6	7	1	2	3	3	0	2	3	0	9
at Kansas																	
vs. Seton Hall																	
vs. Illinois																	
CENTRAL ARKANSAS																	
GEORGIA																	
at Kentucky																	
SOUTH CAROLINA																	
at Alabama																	
FLORIDA																	
at Texas A&M																	
at South Carolina																	
ARKANSAS																	
at Vanderbilt																	
TEXAS A&M																	
MISSISSIPPI STATE																	
at Ole Miss																	
TENNESSEE																	
at Arkansas																	
at Florida																	
OLE MISS																	
AUBURN																	
at LSU																	



45 MABOR MAJAK

@MaborMajak

@mabor_majak

Senior | Center | 7-2 | 245 | Juba, South Sudan | Cleveland State

CAREER STATISTICS

Season	GP-GS	Min/Avg	FG	FGA	FG%	3FG	3FGA	3P%	FTM	FTA	FT%	O	D	REB	AVG	PF	FO	AST	TO	BLK	STL	PTS	AVG
2020-21	12-0	64/5.3	3	10	30.0	0	0	0.0	3	3	100.0	5	4	9	0.8	17	1	0	6	1	1	9	0.8
2021-22	23-0	101/4.4	5	12	41.7	0	0	0.0	2	5	40.0	11	8	19	0.8	13	0	4	3	2	3	12	0.5
2022-23	8-0	20/2.6	0	1	0.0	0	0	0.0	1	2	50.0	2	1	3	0.4	4	0	0	2	1	0	1	0.1
2023-24	5-0	10/2.0	0	0	0.0	0	0	0.0	0	0	0.0	0	1	1	0.2	0	0	1	0	0	0	0	0.0
TOTAL	48-0	195/4.1	8	23	34.8	0	0	0.0	6	10	60.0	18	14	32	0.7	34	1	5	11	4	4	22	0.5

2023-24 NOTES

- Team captain.

PERSONAL

BIRTHDAY

August 27, 2000

CAREER AMBITIONS

Start a business

SEASON & CAREER BESTS

POINTS

S: n/a

C: 6, vs. Penn St-Behrend, 11/27/21

REBOUNDS

S: 1, vs. South Carolina St, 11/22/23

C: 4, vs. Youngstown State, 1/21/22

ASSISTS

S: 1, vs. Wichita State, 12/3/23

C: 2, vs. IUPUI, 2/12/22

BLOCKED SHOTS

S: n/a

C: 1, 4x (last at Tennessee, 2/11/23)

STEALS

S: n/a

C: 1, 4x (last vs. Wright State, 3/7/22)

MINUTES

S: 5, vs. Wichita State, 12/3/23

C: 18, at Ohio, 12/6/20

FIELD GOALS MADE

S: n/a

C: 2, 2x (last vs Penn St-Behrend, 11/27/21)

3-POINT FIELD GOALS MADE

S: n/a

C: n/a

FREE THROWS MADE

S: n/a

C: 2, 2x (last vs Penn St-Behrend, 11/27/21)

MISCELLANEOUS

	SEASON	CAREER
Led MU in Points	0	0
Led MU in Rebounds	0	0
Led MU in Assists	0	0
20+ Points	0	0
10+ Points	0	0
10+ Rebounds	0	0
5+ Assists	0	0
Double-Doubles	0	0

2023-24 GAME-BY-GAME STATISTICS

Opponent	GS	Min	FG	FGA	3FG	3FGA	FT	FTA	OFF	DEF	REB	PF	AST	TO	STL	BLK	PTS
ARKANSAS-PINE BLUFF																	
MEMPHIS	2		0	0	0	0	0	0	0	0	0	0	0	0	0	0	0
SIU EDWARDSVILLE																	
at Minnesota																	
JACKSON STATE																	
SOUTH CAROLINA STATE	1		0	0	0	0	0	0	0	1	1	0	0	0	0	0	0
LOYOLA MARYLAND	1		0	0	0	0	0	0	0	0	0	0	0	0	0	0	0
at Pittsburgh	1		0	0	0	0	0	0	0	0	0	0	0	0	0	0	0
WICHITA STATE	5		0	0	0	0	0	0	0	0	0	0	1	0	0	0	0
at Kansas																	
vs. Seton Hall																	
vs. Illinois																	
CENTRAL ARKANSAS																	
GEORGIA																	
at Kentucky																	
SOUTH CAROLINA																	
at Alabama																	
FLORIDA																	
at Texas A&M																	
at South Carolina																	
ARKANSAS																	
at Vanderbilt																	
TEXAS A&M																	
MISSISSIPPI STATE																	
at Ole Miss																	
TENNESSEE																	
at Arkansas																	
at Florida																	
OLE MISS																	
AUBURN																	
at LSU																	



55 SEAN EAST II

@Rise_Shine_55

@rise_shine_55

Graduate | Guard | 6-3 | 180 | Louisville, Ky. | John A. Logan

CAREER STATISTICS

Season	GP-GS	Min/Avg	FG	FGA	FG%	3FG	3FGA	3P%	FTM	FTA	FT%	O	D	REB	AVG	PF	FO	AST	TO	BLK	STL	PTS	AVG
2019-20	31-20	872/28.1	106	266	39.8	26	81	32.1	50	64	78.1	21	56	77	2.5	67	1	153	83	1	34	288	9.3
2020-21	24-20	673/28.0	87	205	42.4	22	63	34.9	20	24	83.3	16	61	77	3.2	45	0	88	38	2	24	216	9.0
2022-23	35- 1	813/23.2	95	214	44.4	15	68	22.1	51	61	83.6	15	57	72	2.1	69	0	89	53	2	47	256	7.3
2023-24	9- 9	293/32.6	55	95	57.9	13	21	61.9	28	34	82.4	4	20	24	2.7	16	1	31	21	0	11	151	16.8
TOTAL	99-50	2653/26.8	343	780	44.0	76	233	32.6	149	183	81.4	56	194	250	2.5	197	2	361	195	5	116	911	9.2

PERSONAL

BIRTHDAY

November 17, 1999

CAREER AMBITIONS

Entrepreneur

SEASON & CAREER BESTS

POINTS

S: 22, vs. Wichita State, 12/3/23

C: 26, at Akron, 12/30/19

REBOUNDS

S: 5, at Pittsburgh, 11/28/23

C: 6, 4x (last vs. Drake, 2/27/21)

ASSISTS

S: 9, vs. Wichita State, 12/3/23

C: 9, 2x (last vs. Wichita St, 12/3/23)

BLOCKED SHOTS

S: n/a

C: 1, 4x (last at Tennessee, 2/11/23)

STEALS

S: 3, 2x (last vs. Wichita St, 12/3/23)

C: 5, vs. Miss. Valley State, 11/20/22

MINUTES

S: 38, vs. Memphis, 11/10/23

C: 41, at Saint Louis, 1/5/20

FIELD GOALS MADE

S: 8, 2x (last vs. S Carolina St, 11/22/23)

C: 11, at Akron, 12/30/19

3-POINT FIELD GOALS MADE

S: 3, 2x (last vs. Wichita St, 12/3/23)

C: 3, 7x (last vs. Wichita St, 12/3/23)

FREE THROWS MADE

S: 7, vs. Wichita State, 12/3/23

C: 9, at La Salle, 3/4/20

MISCELLANEOUS

	SEASON	CAREER
Led MU in Points	6	8
Led MU in Rebounds	0	1
Led MU in Assists	4	16
20+ Points	5	7
10+ Points	7	42
10+ Rebounds	0	0
5+ Assists	1	34
Double-Doubles	0	0

2023-24 NOTES

- Team captain.
- Leads Mizzou with 16.8 points per game – double his total entering the season (8.4).
- Recorded five 20-plus point games – more than double his total from 90 contests his first three seasons.
- First Tiger with five 20-point games in the first nine contests since Jordan Clarkson in 2013-14.
- Led Missouri in scoring in 6-of-9 games, becoming the first Tiger to lead the team in points in each of the season's first three contests in 16 years.
- Tallied a season-best 22 points to go with nine assists on Sunday versus Wichita State – the first Tiger to pair at least 20 points and nine assists in a game since February 2013.
- Hit the game-winning basket versus Minnesota, completing an and-one with 9.9 seconds left as Missouri finished on a 31-9 to rally from 20-points down (Nov. 16).

2023-24 GAME-BY-GAME STATISTICS

Opponent	GS	Min	FG	FGA	3FG	3FGA	FT	FTA	OFF	DEF	REB	PF	AST	TO	STL	BLK	PTS
ARKANSAS-PINE BLUFF	*	21	7	8	2	3	5	5	1	2	3	5	2	1	0	0	21
MEMPHIS	*	38	5	8	2	4	2	4	0	1	1	1	2	1	0	0	14
SIU EDWARDSVILLE	*	33	8	11	2	3	2	2	0	1	1	0	2	2	1	0	20
at Minnesota	*	33	4	12	0	0	1	1	1	1	2	1	3	1	3	0	9
JACKSON STATE	*	29	3	5	0	0	0	0	0	3	3	0	1	3	0	0	6
SOUTH CAROLINA STATE	*	34	8	13	1	3	4	4	1	1	2	1	4	3	2	0	21
LOYOLA MARYLAND	*	36	7	12	0	0	3	4	1	2	3	3	4	3	1	0	17
at Pittsburgh	*	34	7	13	3	4	4	6	0	5	5	4	4	5	1	0	21
WICHITA STATE	*	36	6	13	3	4	7	8	0	4	4	1	9	2	3	0	22
at Kansas																	
vs. Seton Hall																	
vs. Illinois																	
CENTRAL ARKANSAS																	
GEORGIA																	
at Kentucky																	
SOUTH CAROLINA																	
at Alabama																	
FLORIDA																	
at Texas A&M																	
at South Carolina																	
ARKANSAS																	
at Vanderbilt																	
TEXAS A&M																	
MISSISSIPPI STATE																	
at Ole Miss																	
TENNESSEE																	
at Arkansas																	
at Florida																	
OLE MISS																	
AUBURN																	
at LSU																	



75 CONNOR VANOVER

@Vanover_Connor

@cv_23

Graduate | Center | 7-5 | 230 | Little Rock, Ark. | Oral Roberts

CAREER STATISTICS

Season	GP-GS	Min/Avg	FG	FGA	FG%	3FG	3FGA	3P%	FTM	FTA	FT%	O	D	REB	AVG	PF	FO	AST	TO	BLK	STL	PTS	AVG
2018-19	28-15	491/17.5	83	177	46.9	27	76	35.5	16	24	66.7	21	62	83	3.0	38	0	5	18	35	7	209	7.5
2020-21	29-27	485/16.7	70	155	45.2	24	74	32.4	20	21	95.2	27	104	131	4.5	37	0	14	21	51	13	184	6.3
2021-22	15-10	115/7.7	22	51	43.1	1	13	7.7	14	17	82.4	12	19	31	2.1	4	0	4	3	9	2	59	3.9
2022-23	34-34	875/25.7	164	317	51.7	46	142	32.4	57	70	81.4	54	191	245	7.2	47	0	28	34	110	24	431	12.7
2023-24	6- 3	71/11.9	9	21	42.9	2	8	25.0	4	4	100.0	4	15	19	3.2	3	0	2	1	5	5	24	4.0
TOTAL	12-89	2037/18.2	348	721	48.3	100	313	31.9	111	136	81.6	118	391	509	4.5	129	0	53	77	210	51	907	8.1

PERSONAL

BIRTHDAY

June 23, 1999

CAREER AMBITIONS

Working in the sports industry

SEASON & CAREER BESTS

POINTS

S: 11, vs. Wichita State, 12/3/23

C: 24, at Stanford, 3/7/19

REBOUNDS

S: 7, at Pittsburgh, 11/28/23

C: 16, vs. North Texas, 11/28/20

ASSISTS

S: 1, 2x (last vs. Wichita St, 12/3/23)

C: 3, 2x (last vs North Dakota St, 3/7/23)

BLOCKED SHOTS

S: 2, at Pittsburgh, 11/28/23

C: 8, 2x (last at W Illinois, 2/11/23)

STEALS

S: 2, vs. South Carolina St, 11/22/23

C: 3, 3x (last vs. St. Thomas, 3/6/23)

MINUTES

S: 21, at Pittsburgh, 11/28/23

C: 34, 2x (last vs. Omaha, 1/28/23)

FIELD GOALS MADE

S: 3, 2x (last vs. Wichita St, 12/3/23)

C: 9, 4x (last vs North Dakota, 3/4/23)

3-POINT FIELD GOALS MADE

S: 1, 2x (last vs. Wichita St, 12/3/23)

C: 5, at Stanford, 3/7/19

FREE THROWS MADE

S: 4, vs. Wichita State, 12/3/23

C: 8, 2x (last vs Missouri St, 12/16/22)

MISCELLANEOUS

	SEASON	CAREER
Led MU in Points	0	0
Led MU in Rebounds	0	0
Led MU in Assists	0	0
20+ Points	0	5
10+ Points	1	42
10+ Rebounds	0	9
5+ Assists	0	0
Double-Doubles	0	7

CAREER HONORS

- 2022-23 Summit League Defensive Player of the Year
- 2022-23 Summit League Newcomer of the Year
- 2022-23 All-Summit League First Team

2023-24 NOTES

- Tallied 17 points and nine rebounds in 38 minutes the last two games (combined for seven points and 10 boards in 34 minutes during his first four appearances of the year).
- Missed the first three games of the season due to his participation in the Portsmouth Invitational.
- One of six transfers on the 2023-24 roster, having played last season at Oral Roberts with previous Power 6 experience in the SEC (Arkansas, 2020-22) and Pac-12 (California, 2018-19).
- First player in Mizzou history to wear a number six through nine, selecting 75 to represent his height.
- Tallest player in school history and tied with Ole Miss' Jamarion Sharp as the tallest player in the NCAA this season.
- Had more blocks individually (110) last year than Mizzou had as a team (95).
- His 46 made 3-pointers placed second nationally by a 7-footer last season.

2023-24 GAME-BY-GAME STATISTICS

Opponent	GS	Min	FG	FGA	3FG	3FGA	FT	FTA	OFF	DEF	REB	PF	AST	TO	STL	BLK	PTS
ARKANSAS-PINE BLUFF																	
MEMPHIS																	
SIU EDWARDSVILLE																	
at Minnesota		7	0	1	0	1	0	0	0	2	2	0	0	0	1	0	0
JACKSON STATE	*	3	1	2	0	1	0	0	0	2	2	0	0	0	0	0	2
SOUTH CAROLINA STATE	*	17	2	3	1	1	0	0	1	3	4	0	0	1	2	1	5
LOYOLA MARYLAND	*	7	0	3	0	1	0	0	0	2	2	0	0	0	1	1	0
at Pittsburgh		21	3	8	0	2	0	0	3	4	7	0	1	0	1	2	6
WICHITA STATE		17	3	4	1	2	4	4	0	2	2	3	1	0	0	1	11
at Kansas																	
vs. Seton Hall																	
vs. Illinois																	
CENTRAL ARKANSAS																	
GEORGIA																	
at Kentucky																	
SOUTH CAROLINA																	
at Alabama																	
FLORIDA																	
at Texas A&M																	
at South Carolina																	
ARKANSAS																	
at Vanderbilt																	
TEXAS A&M																	
MISSISSIPPI STATE																	
at Ole Miss																	
TENNESSEE																	
at Arkansas																	
at Florida																	
OLE MISS																	
AUBURN																	
at LSU																	



12 JACKSON FRANCOIS

@JacksonFrancoi3
 @jacksonfrancoiss

Sophomore | Guard | 6-5 | 160 | Las Vegas, Nev. | Bishop Gorman High School

CAREER STATISTICS

Season	GP-GS	Min/Avg	FG	FGA	FG%	3FG	3FGA	3P%	FTM	FTA	FT%	O	D	REB	AVG	PF	FO	AST	TO	BLK	STL	PTS	AVG
2022-23	8-0	6/0.8	0	2	0.0	0	1	0.0	0	1	0.0	0	0	0	0.0	0	0	0	0	0	1	0	0.0
2023-24	0-0	0/0.0	0	0	0.0	0	0	0.0	0	0	0.0	0	0	0	0.0	0	0	0	0	0	0	0	0.0
TOTAL	8-0	6/0.8	0	2	0.0	0	1	0.0	0	1	0.0	0	0	0	0.0	0	0	0	0	0	1	0	0.0

2023-24 NOTES

- Son of Missouri Athletic Director, Desirée Reed-Francois.

CAREER BESTS

POINTS

n/a

REBOUNDS

n/a

ASSISTS

n/a


PERSONAL

BIRTHDAY

May 20, 2004

CAREER AMBITIONS

Athletic Director



15 DANNY STEPHENS

@dannystephens23
 @dannystephens235

Freshman | Guard | 6-6 | 210 | Bowen, Ill. | Southeastern High School

CAREER STATISTICS

Season	GP-GS	Min/Avg	FG	FGA	FG%	3FG	3FGA	3P%	FTM	FTA	FT%	O	D	REB	AVG	PF	FO	AST	TO	BLK	STL	PTS	AVG
2023-24	0-0	0/0.0	0	0	0.0	0	0	0.0	0	0	0.0	0	0	0	0.0	0	0	0	0	0	0	0	0.0

2023-24 NOTES

CAREER BESTS

POINTS

n/a

REBOUNDS

n/a

ASSISTS

n/a


PERSONAL

BIRTHDAY

November 9, 2004

CAREER AMBITIONS

Work on the family farm



33 JV BROWN

@_JVBrown_4
 @jvbrown4

Freshman | Guard | 6-5 | 195 | Los Angeles, Calif. | Rolling Hills Prep

CAREER STATISTICS

Season	GP-GS	Min/Avg	FG	FGA	FG%	3FG	3FGA	3P%	FTM	FTA	FT%	O	D	REB	AVG	PF	FO	AST	TO	BLK	STL	PTS	AVG
2023-24	0-0	0/0.0	0	0	0.0	0	0	0.0	0	0	0.0	0	0	0	0.0	0	0	0	0	0	0	0	0.0

2023-24 NOTES

CAREER BESTS

POINTS

n/a

REBOUNDS

n/a

ASSISTS

n/a

PERSONAL

BIRTHDAY

May 18, 2004

CAREER AMBITIONS

Start a business

Game Records

Record	Overall	Home	Away	Neutral
ALL GAMES	7-2	5-2	2-0	0-0
CONFERENCE	0-0	0-0	0-0	0-0
NON-CONFERENCE	7-2	5-2	2-0	0-0

Score by Periods

Team	1st	2nd	OT	TOT
Missouri	346	333	0	679
Opponents	306	299	0	605

Team Box Score

No.	Player				Total		3-Point		F-Throw		Rebounds											
		GP-GS	MIN	AVG	FG-FGA	FG%	3FG-3FGA	3FG%	FT-FTA	FT%	OFF	DEF	TOT	AVG	PF	DQ	A	TO	BLK	STL	PTS	AVG
55	EAST II, Sean	9-9	293:11	32.6	55-95	.579	13-21	.619	28-34	.824	4	20	24	2.7	16	1	31	21	0	11	151	16.8
35	CARTER, Noah	9-9	249:52	27.8	39-87	.448	14-42	.333	21-27	.778	8	48	56	6.2	20	0	14	13	13	10	113	12.6
10	HONOR, Nick	9-9	255:21	28.4	37-86	.430	24-53	.453	8-10	.800	5	8	13	1.4	11	0	19	13	2	7	106	11.8
31	GRILL, Caleb	9-5	199:57	22.2	24-66	.364	14-48	.292	14-17	.824	12	40	52	5.8	17	0	13	7	2	10	76	8.4
2	BATES, Tamar	9-2	145:17	16.1	23-47	.489	8-18	.444	13-14	.929	2	6	8	0.9	16	0	8	4	2	6	67	7.4
14	ROBINSON II, Anthony	9-0	141:48	15.8	16-34	.471	3-14	.214	16-20	.800	6	15	21	2.3	18	0	17	7	4	17	51	5.7
75	VANOVER, Connor	6-3	71:08	11.9	9-21	.429	2-8	.250	4-4	1.000	4	15	19	3.2	3	0	2	1	5	5	24	4.0
5	TONJE, John	5-4	45:44	9.1	5-10	.500	2-6	.333	4-4	1.000	0	4	4	0.8	4	0	1	4	1	1	16	3.2
23	SHAW, Aidan	9-2	149:56	16.7	13-18	.722	0-1	.000	2-4	.500	10	29	39	4.3	21	1	2	9	20	4	28	3.1
0	BUTLER, Jordan	9-0	74:10	8.2	9-18	.500	2-9	.222	2-8	.250	4	12	16	1.8	13	0	1	3	7	3	22	2.4
4	LEWIS, Curt	8-0	58:25	7.3	5-19	.263	3-13	.231	0-0	.000	3	5	8	1.0	3	0	4	3	0	4	13	1.6
1	BROWN, Kaleb	2-0	12:37	6.3	1-3	.333	0-2	.000	0-0	.000	0	2	2	1.0	3	0	2	3	0	1	2	1.0
13	CARRALERO MARTIN, Jesus	6-2	55:00	9.2	2-13	.154	1-4	.250	0-0	.000	6	6	12	2.0	9	0	15	4	2	4	5	0.8
11	PIERCE, Trent	8-0	37:38	4.7	2-11	.182	1-9	.111	0-3	.000	1	4	5	0.6	3	0	1	3	2	1	5	0.6
45	MAJAK, Mabor	5-0	09:57	2.0	0-0	.000	0-0	.000	0-0	.000	0	1	1	0.2	0	0	1	0	0	0	0	0.0
Team											17	10	27					7				
Total		9	1800		240-528	.455	87-248	.351	112-145	.772	82	225	307	34.1	157	2	131	102	60	84	679	75.4
Opponents		9	1800		209-516	.405	60-198	.303	127-174	.730	107	226	333	37.0	151	1	106	128	25	57	605	67.2

Team Statistics

	MIZ	OPP
Scoring	679	605
Points per game	75.4	67.2
Scoring margin	+8.2	-
Field goals-att	240-528	209-516
Field goal pct	.455	.405
3 point fg-att	87-248	60-198
3-point FG pct	.351	.303
3-pt FG made per game	9.7	6.7
Free throws-att	112-145	127-174
Free throw pct	.772	.730
F-Throws made per game	12.4	14.1
Rebounds	307	333
Rebounds per game	34.1	37.0
Rebounding margin	-2.9	-
Assists	131	106
Assists per game	14.6	11.8
Turnovers	102	128
Turnovers per game	11.3	14.2
Turnover margin	+2.9	-
Assist/turnover ratio	1.3	0.8
Steals	84	57
Steals per game	9.3	6.3
Blocks	60	25
Blocks per game	6.7	2.8
Winning streak	4	-
Home win streak	3	-
Attendance	76285	15365
Home games-Avg/Game	7-10898	2-7683
Neutral site-Avg/Game	-	0-0

Team Results

Date	Opponent		Score	Att.
11/06/2023	Ark.-Pine Bluff	W	101-79	11486
11/10/2023	Memphis	L	55-70	15061
11/13/2023	SIUE	W	68-50	9656
11/16/2023	at Minnesota	W	70-68	7975
11/19/2023	Jackson St.	L	72-73	9690
11/22/2023	South Carolina St.	W	82-59	9745
11/25/2023	Loyola Maryland	W	78-70	9762
11/28/2023	at Pittsburgh	W	71-64	7390
12/03/2023	Wichita St.	W	82-72	10885