

**MEDIA INFORMATION**

Quick Facts	2
Mizzou Communications Staff	3
Roster - Numerical	4
Roster - Alphabetical	5
University/Athletics Leadership	6-8

MEET THE TIGERS

Austin James / Art Joven	9
Spencer Juergens / Lukas Veinbergs	10
Peter Zimmermann / Konnor Ash	11
Ian Bedell / Brandt Belk	12
Thomas Broyles / Trey Dillard	13
Jackson Lancaster / Chad McDaniel	14
Alex Peterson / Clayton Peterson	15
Cameron Pferrer / Tom Skoro	16
Mark Vierling / Josh Holt Jr.	17
Tre Morris / Trae Robertson	18
Tommy Springer / Cameron Swanger	19
Andrew Vail / Garrison Bennett / Seth Halvorsen	20
Blake Jackson / Bret Madren	21
Luke Mann / Brenner Maloney	21
Zach McManus / Dalton McNamara	22
Spencer Miles / Ben Pedersen	22
Kyle Potthoff / Eric Rinzel	23
Steven Sanchez / Art Schoenstadt	23
Shane Wilhelm / Ty Wilmsmeyer	24

COACHES & STAFF

Steve Bieser	25-26
Todd Butler / Fred Corral	27
Brett Peel / Jae Fadde	28
Support Staff	29

2019 SEASON IN REVIEW

Final Stats	30
SEC Only Stats	31
Results	32
Misc. Stats	33

PROGRAM HISTORY

Game / Season Records	34
Season Hitting Records	35
Season Pitching Records	36
Career Hitting Records	37
Career Pitching Records	38
Year-by-Year Hitting Leaders	39-41
Year-by-Year Pitching Leaders	41-43
Year-by-Year Hitting Snapshot	44
Year-by-Year Pitching Snapshot	45
Year-by-Year Team Snapshot	46
Year-by-Year Results	47-70
Postseason History	71-72
Honors / Awards	73-74
Tigers in MLB Draft	75-76
Baseball in Mizzou Athletics HOF	77-79
Retired Numbers	80
All-Time Letterwinners	81-84
All-Time Series Records	85
Mizzou Athletics Hall of Fame	86

**For any media inquiries for the 2020 campaign, please contact Assistant Director of Strategic Communications, Andy Oldenburg (oldenburga@missouri.edu)*





GENERAL

Name of School: _____ University of Missouri
 City/Zip: _____ Columbia, Mo., 65205
 Founded: _____ 1839
 Enrollment: _____ 30,046 (fall 2019)
 Nickname / Colors: _____ Tigers / Black & Gold
 Stadium: _____ Taylor Stadium at Simmons Field
 Capacity: _____ 3,031
 Affiliation / Conference: _____ NCAA Division I / Southeastern
 Chancellor: _____ Dr. Alexander Cartwright (Iowa, '89)
 Faculty Athletics Rep.: _____ Pamela Hinton (Wisconsin, '91)
 Director of Athletics: _____ Jim Sterk (Western Washington, '80)
 Baseball Sport Administrator: _____ Tim Hickman (Missouri, '89)
 Athletic Dept. Phone: _____ (573) 882-6501
 Ticket Office Phone: _____ 1-800-CAT-PAWS or (573) 884-PAWS

HISTORY

First Year of Baseball: _____ 1891
 All-Time Record (126 years): _____ 2,332-1,605-21 (.592)
 All-Time SEC Record (Seven years): _____ 70-130-1 (.351)
 NCAA Tournament Appearances: _____ 15
 Last NCAA Tournament Appearance: _____ 2012
 College World Series Appearances: _____ 6
 Last College World Series Appearance: _____ 1964
 Regular Season Conference Titles: _____ 15
 Last Conference Title: _____ 1996 (Big Eight)
 Conference Tournament Titles: _____ 3
 Last Conference Tournament Title: _____ 2012 (Big 12)

COACHING / SUPPORT STAFF

Head Coach: _____ Steve Bieser
 Alma Mater: _____ Southeast Missouri, '89
 Record at Mizzou / Years: _____ 104-67-1 (.608) / Three
 Overall Record / Years: _____ 242-164-1 (.596) / Seven
 Assistant Coach / Recruiting: _____ Todd Butler
 Alma Mater: _____ Oklahoma, '88
 Assistant Coach / Pitching: _____ Fred Corral
 Alma Mater: _____ Sacramento State, '98
 Volunteer Assistant Coach: _____ Brett Peel
 Alma Mater: _____ Missouri, '15
 Director of Baseball Operations: _____ Jae Fadde
 Alma Mater: _____ Purdue, '08

TEAM INFORMATION

2019 Record: _____ 34-22-1
 SEC Record / Finish _____ 13-16-1 / Fourth SEC East
 Letterwinners Returning / Lost: _____ 20 / 12
 Starters Returning / Lost: _____ 5 / 3
 Pitchers Returning / Lost: _____ 7 / 6
 Newcomers: _____ 17
 True Freshmen / Transfers: _____ 12 / 5

STRATEGIC COMMUNICATIONS

Primary Baseball Contact: _____ Andy Oldenburg
 Office / Cell Phone: _____ (573) 882-1645 / (573) 289-8263
 Email: _____ oldenburga@missouri.edu
 Fax: _____ (573) 882-4720
 Press Box Phone: _____ (573) 884-8912
 Mailing Address: _____ Suite 200, Mizzou Arena
 _____ Columbia, Mo. 65211
 Shipping Address: _____ Suite 200, One Champions Drive
 _____ Columbia, Mo. 65211
 Mizzou Athletics Website: _____ MUTigers.com

SCHEDULE

Date	Opponent	Location	Time (CST)
Feb. 14	at Jacksonville State	Jacksonville, Ala.	3 p.m.
Feb. 15	at Jacksonville State	Jacksonville, Ala.	3 p.m.
Feb. 16	at Jacksonville State	Jacksonville, Ala.	noon
Feb. 21	vs. Kansas State #	Corpus Christi, Texas	2 p.m.
Feb. 22	vs. Utah #	Corpus Christi, Texas	2 p.m.
Feb. 23	at Texas A&M - Corpus Christi #	Corpus Christi, Texas	3 p.m.
Feb. 28	vs. Baylor ^	Houston, Texas	11 a.m.
Feb. 29	vs. Oklahoma ^	Houston, Texas	11 a.m.
March 1	vs. Texas ^	Houston, Texas	3 p.m.
March 6	vs. Western Illinois	Taylor Stadium	6:30 p.m.
March 7	vs. Western Illinois	Taylor Stadium	2 p.m.
March 8	vs. Western Illinois	Taylor Stadium	1 p.m.
March 10	vs. Northern Illinois	Taylor Stadium	6:30 p.m.
March 11	vs. Northern Illinois	Taylor Stadium	6:30 p.m.
March 13	at Alabama *	Tuscaloosa, Ala.	6 p.m.
March 14	at Alabama *	Tuscaloosa, Ala.	2 p.m.
March 15	at Alabama *	Tuscaloosa, Ala.	noon
March 18	vs. Iowa	Taylor Stadium	6:30 p.m.
March 20	vs. Auburn *	Taylor Stadium	6:30 p.m.
March 21	vs. Auburn *	Taylor Stadium	2 p.m.
March 22	vs. Auburn *	Taylor Stadium	1 p.m.
March 24	at Southeast Missouri	Cape Girardeau, Mo.	6 p.m.
March 25	at Southeast Missouri	Cape Girardeau, Mo.	4 p.m.
March 27	at South Carolina *	Columbia, S.C.	6 p.m.
March 28	at South Carolina *	Columbia, S.C.	11 a.m.
March 29	at South Carolina *	Columbia, S.C.	12:30 p.m.
March 31	vs. Southern Illinois-Edwardsville	Taylor Stadium	6:30 p.m.
April 3	vs. Tennessee *	Taylor Stadium	6:30 p.m.
April 4	vs. Tennessee *	Taylor Stadium	6 p.m.
April 5	vs. Tennessee *	Taylor Stadium	1 p.m.
April 7	vs. Saint Louis	Taylor Stadium	6:30 p.m.
April 9	at Florida *	Gainesville, Fla.	5:30 p.m.
April 10	at Florida *	Gainesville, Fla.	5:30 p.m.
April 11	at Florida *	Gainesville, Fla.	noon
April 14	vs. Arkansas-Pine Bluff	Taylor Stadium	6:30 p.m.
April 15	vs. Arkansas-Pine Bluff	Taylor Stadium	6:30 p.m.
April 17	vs. Georgia *	Taylor Stadium	5 p.m.
April 18	vs. Georgia *	Taylor Stadium	7 p.m.
April 19	vs. Georgia *	Taylor Stadium	1 p.m.
April 21	vs. Mississippi State	Taylor Stadium	6:30 p.m.
April 23	at Kentucky *	Lexington, Ky.	6:30 p.m.
April 24	at Kentucky *	Lexington, Ky.	5:30 p.m.
April 25	at Kentucky *	Lexington, Ky.	11 a.m.
April 28	at Missouri State	Springfield, Mo.	6:30 p.m.
May 1	vs. Vanderbilt *	Taylor Stadium	6:30 p.m.
May 2	vs. Vanderbilt *	Taylor Stadium	2 p.m.
May 3	vs. Vanderbilt *	Taylor Stadium	1 p.m.
May 8	at Mississippi State *	Starkville, Miss.	6:30 p.m.
May 9	at Mississippi State *	Starkville, Miss.	4 p.m.
May 10	at Mississippi State *	Starkville, Miss.	2 p.m.
May 14	vs. Texas A&M *	Taylor Stadium	6:30 p.m.
May 15	vs. Texas A&M *	Taylor Stadium	6:30 p.m.
May 16	vs. Texas A&M *	Taylor Stadium	1 p.m.

Kleberg Bank College Classic (Whataburger Field - Corpus Christi, Texas)

^ Shriners Hospitals for Children College Classic (Minute Maid Park - Houston, Texas)

* Southeastern Conference

BOLD denotes home game



NICK JOOS
Deputy A.D.



CHAD MOLLER
Associate A.D.



KATE LAKIN
Sr. Associate Director

GENERAL INFORMATION

Suite 200, Mizzou Arena, One Champions Drive, Columbia, MO 65211

STAFF DIRECTORY

NICK JOOS (joosn@missouri.edu) - Deputy AD

Sport Responsibilities: Department Spokesman, FOIA Requests
Alma Mater: Iowa State, 1987 _____ Joined Mizzou: 2017
Office: 573-882-6501 _____ Cell: 573-289-1451

CHAD MOLLER (mollerc@missouri.edu) - Associate A.D.

Sport Responsibilities: Football, Women's Golf
Alma Mater: Mizzou, 1991 _____ Joined Mizzou: 1992
Office: 573-882-0712 _____ Cell: 573-268-3110

KATE LAKIN (lakinke@missouri.edu) - Sr. Associate Director

Sport Responsibilities: Gymnastics, Swimming & Diving, FB Credentials
Alma Mater: Boston, 2005 _____ Joined Mizzou: 2005
Office: 573-884-8519 _____ Cell: 573-356-6114

SHAWN DAVIS (davisshaw@missouri.edu) - Assistant AD

Sport Responsibilities: Football, Wrestling, Digital Media
Alma Mater: Mizzou, 2007 _____ Joined Mizzou: 2009
Office: 573-882-0711 _____ Cell: 573-268-4275

RJ LAYTON (laytonr@missouri.edu) - Associate Director

Sport Responsibilities: Men's Basketball, Men's Golf
Alma Mater: Mizzou, 2014 _____ Joined Mizzou: 2015
Office: 573-882-7826 _____ Cell: 765-491-5348

ANDREW MELROE (melroea@missouri.edu) - Associate Director

Sport Responsibilities: Women's Basketball, Women's Tennis
Alma Mater: Mizzou, 2014 _____ Joined Mizzou: 2016
Office: 573-882-7167 _____ Cell: 651-343-3272

ANDY OLDENBURG (oldenburga@missouri.edu) - Assistant Director

Sport Responsibilities: Baseball, Volleyball
Alma Mater: Mizzou, 2010 _____ Joined Mizzou: 2013
Office: 573-882-1645 _____ Cell: 314-954-2400

NATE LOWERY (nrlbd3@missouri.edu) - Assistant

Sport Responsibilities: Softball, Soccer
Alma Mater: Boise State, 2019 _____ Joined Mizzou: 2019
Office: 573-882-0614 _____ Cell: 916-719-0421

ALI FISHER (fisheraj@missouri.edu) - Assistant AD

Alma Mater: Toledo, 2012 _____ Joined Mizzou: 2014
Office: 573-884-2437 _____ Cell: 513-292-6456

HOLLY WEBER (weberhm@missouri.edu) - Digital Media Assistant

Alma Mater: Carthage College, 2014 _____ Joined Mizzou: 2018
Office: 573-884-2250 _____ Cell: 262-496-1787

ZACH BLAND (blandz@missouri.edu) - Photography

Alma Mater: Auburn, 2015 _____ Joined Mizzou: 2018
Office: N/A _____ Cell: 719-200-4074

HUNTER DYKE (hsdxcg@missouri.edu) - Photography

Alma Mater: Florida State, 2016 _____ Joined Mizzou: 2019
Office: N/A _____ Cell: 352-262-5787



SHAWN DAVIS
Assistant AD



RJ LAYTON
Associate Director



ANDREW MELROE
Associate Director



ANDY OLDENBURG
Assistant Director



NATE LOWERY
Assistant



ALI FISHER
Assistant AD



HOLLY WEBER
Digital Media Assistant



ZACH BLAND
Director of Photography



HUNTER DYKE
Assistant Photographer



NO.	NAME	YR.	POS.	B/T	HT.	WT.	HOMETOWN / LAST SCHOOL
1	Josh Holt Jr.	So.	OF	L/R	5-9	160	McDonough, Ga. / Eagles Landing Christian Academy
2	Thomas Broyles	Jr.	OF	L/L	5-11	184	Fayetteville, Ark. / Northwest Florida State College
3	Tre Morris	So.	C	R/R	5-10	190	Columbia, Mo. / Battle HS
4	Tommy Springer	So.	RHP	R/R	6-1	205	Apple Valley, Minn. / Eastview HS
6	Art Schoenstadt	Fr.	INF	R/L	5-7	168	Sammamish, Wash. / Eastside Catholic HS
7	Jackson Lancaster	Jr.	OF/LHP	L/L	6-1	195	Corinth, Miss. / Itawamba CC
8	Seth Halvorsen	RS-Fr.	UTIL/RHP	R/R	6-2	215	North Plymouth, Minn. / Heritage Christian Academy
9	Mark Vierling	Jr.	INF	R/R	5-10	188	St. Louis, Mo. / Christian Brothers HS
10	Clayton Peterson	Jr.	OF	R/R	5-10	178	Edmond, Okla. / Northern Oklahoma CC
11	Konnor Ash	Jr.	RHP	R/R	5-11	191	Plainfield, Ill. / Plainfield South HS
12	Blake Jackson	Fr.	OF	L/L	5-10	205	Coppell, Texas / Coppell HS
13	Cameron Swanger	So.	INF	R/R	6-5	210	Loveland, Ohio / Archbishop Moeller HS
14	Alex Peterson	Jr.	OF	R/R	5-10	185	Edmond, Okla. / Cowley College
16	Luke Mann	RS-Fr.	INF/RHP	L/R	6-2	200	St. Louis, Mo. / Vianney HS
17	Ben Pedersen	Fr.	RHP	R/R	6-6	227	Duluth, Minn. / Duluth Marshall HS
18	Art Joven	Sr.	LHP	R/L	6-0	170	Bakersfield, Calif. / College of the Sequoias
20	Chad McDaniel	Jr.	C	S/R	6-3	215	Coral Springs, Fla. / Stoneman Douglas HS
21	Brandt Belk	RS-Jr.	INF	L/R	6-3	181	Houston, Texas / Pepperdine
23	Austin James	Sr.	INF	R/R	6-2	190	Valrico, Fla. / State College of Florida
24	Dalton McNamara	Fr.	INF	R/L	5-10	168	Line Lakes, Minn. / Centennial Senior HS
25	Eric Rinzel	Fr.	C	R/R	6-2	194	Chanhassen, Minn. / Holy Family Catholic HS
26	Bret Madren	Fr.	C	R/R	6-3	219	Sandy Springs, Ga. / St. Francis HS
27	Andrew Vail	So.	LHP	L/L	6-1	165	Woodstown, N.J. / Maryland
28	Garrison Bennett	Fr.	C	R/R	5-8	162	Green Oaks, Ill. / Libertyville HS
29	Shane Wilhelm	Fr.	RHP	R/R	5-10	190	Columbia, Ill. / Columbia HS
30	Ty Wilmsmeyer	Fr.	RHP/INF	R/R	6-1	185	Springfield, Mo. / Glendale HS
32	Ian Bedell	Jr.	RHP	R/R	6-2	198	Davenport, Iowa / Davenport Central HS
35	Spencer Miles	Fr.	RHP	R/R	6-2	158	Columbia, Mo. / Rock Bridge HS
39	Lukas Veinbergs	Sr.	RHP	R/R	6-0	198	Pinckney, Mich. / San Jacinto CC
40	Peter Zimmermann	Sr.	INF	R/R	6-3	225	St. Louis, Mo. / San Jacinto CC
42	Cameron Pferrer	Jr.	RHP	R/R	5-11	182	Carmel, Ind. / Carmel HS
43	Spencer Juergens	RS-Sr.	RHP	R/R	6-4	230	Washington, Mo. / Houston
44	Kyle Potthoff	Fr.	RHP	R/R	6-5	190	Chesterfield, Mo. / Marquette HS
45	Tom Skoro	RS-Jr.	LHP	L/L	6-3	234	Medicine Lake, Minn. / Northern Iowa Area CC
46	Zach McManus	Fr.	RHP	R/R	6-1	205	Woodstock, Ga. / Woodstock HS
47	Trey Dillard	Jr.	RHP	R/R	6-0	195	Phoenix, Ariz. / San Jacinto CC
48	Trae Robertson	So.	LHP	L/L	6-5	190	Columbia, Mo. / Hickman HS
49	Steven Sanchez	RS-Fr.	LHP	L/L	6-5	232	Mundelein, Ill. / Arkansas
51	Brenner Maloney	Fr.	LHP	L/L	6-0	198	Liberty, Mo. / Liberty North HS

Head Coach: Steve Bieser (Fourth Season)**Assistant Coach / Recruiting:** Todd Butler (First Season)**Assistant Coach / Pitching:** Fred Corral (Third Season)**Volunteer Assistant Coach:** Brett Peel (Third Season)**Director of Baseball Operations:** Jae Fadde (Third Season)**Athletic Trainer:** Matt Ridgway (First Season)**Strength & Conditioning:** Ryan Johnson (Second Season)



NO.	NAME	YR.	POS.	B/T	HT.	WT.	HOMETOWN / LAST SCHOOL
11	Konnor Ash	Jr.	RHP	R/R	5-11	191	Plainfield, Ill. / Plainfield South HS
32	Ian Bedell	Jr.	RHP	R/R	6-2	198	Davenport, Iowa / Davenport Central HS
21	Brandt Belk	RS-Jr.	INF	L/R	6-3	181	Houston, Texas / Pepperdine
28	Garrison Bennett	Fr.	C	R/R	5-8	162	Green Oaks, Ill. / Libertyville HS
2	Thomas Broyles	Jr.	OF	L/L	5-11	184	Fayetteville, Ark. / Northwest Florida State College
47	Trey Dillard	Jr.	RHP	R/R	6-0	195	Phoenix, Ariz. / San Jacinto CC
8	Seth Halvorsen	RS-Fr.	INF/RHP	R/R	6-2	215	North Plymouth, Minn. / Heritage Christian Academy
1	Josh Holt Jr.	So.	OF	L/R	5-9	160	McDonough, Ga. / Eagles Landing Christian Academy
12	Blake Jackson	Fr.	OF	L/L	5-10	205	Coppell, Texas / Coppell HS
23	Austin James	Sr.	INF	R/R	6-2	190	Valrico, Fla. / State College of Florida
18	Art Joven	Sr.	LHP	R/L	6-0	170	Bakersfield, Calif. / College of the Sequoias
43	Spencer Juergens	RS-Sr.	RHP	R/R	6-4	230	Washington, Mo. / Houston
7	Jackson Lancaster	Jr.	OF/LHP	L/L	6-1	195	Corinth, Miss. / Itawamba CC
26	Bret Madren	Fr.	C	R/R	6-3	219	Sandy Springs, Ga. / St. Francis HS
51	Brenner Maloney	Fr.	LHP	L/L	6-0	198	Liberty, Mo. / Liberty North HS
16	Luke Mann	RS-Fr.	INF/RHP	L/R	6-2	200	St. Louis, Mo. / Vianney HS
20	Chad McDaniel	Jr.	C	S/R	6-3	215	Coral Springs, Fla. / Stoneman Douglas
46	Zach McManus	Fr.	RHP	R/R	6-1	205	Woodstock, Ga. / Woodstock HS
24	Dalton McNamara	Fr.	INF	R/L	5-10	168	Line Lakes, Minn. / Centennial Senior HS
35	Spencer Miles	Fr.	RHP	R/R	6-2	158	Columbia, Mo. / Rock Bridge HS
3	Tre Morris	So.	C	R/R	5-10	190	Columbia, Mo. / Battle HS
17	Ben Pedersen	Fr.	RHP	R/R	6-6	227	Duluth, Minn. / Duluth Marshall HS
14	Alex Peterson	Jr.	OF	R/R	5-10	185	Edmond, Okla. / Cowley College
10	Clayton Peterson	Jr.	OF	R/R	5-10	178	Edmond, Okla. / Northern Oklahoma CC
42	Cameron Pferrer	Jr.	RHP	R/R	5-11	182	Carmel, Ind. / Carmel HS
44	Kyle Potthoff	Fr.	RHP	R/R	6-5	190	Chesterfield, Mo. / Marquette HS
25	Eric Rinzel	Fr.	C	R/R	6-2	194	Chanhausen, Minn. / Holy Family Catholic HS
48	Trae Robertson	So.	LHP	L/L	6-5	190	Columbia, Mo. / Hickman HS
49	Steven Sanchez	RS-Fr.	LHP	L/L	6-5	232	Mundelein, Ill. / Arkansas
6	Art Schoenstadt	Fr.	INF	R/L	5-7	168	Sammamish, Wash. / Eastside Catholic HS
45	Tom Skoro	RS-Jr.	LHP	L/L	6-3	234	Medicine Lake, Minn. / Northern Iowa Area CC
4	Tommy Springer	So.	RHP	R/R	6-1	205	Apple Valley, Minn. / Eastview HS
13	Cameron Swanger	So.	INF	R/R	6-5	210	Loveland, Ohio / Archbishop Moeller HS
27	Andrew Vail	So.	LHP	L/L	6-1	165	Woodstown, N.J. / Maryland
39	Lukas Veinbergs	Sr.	RHP	R/R	6-0	198	Pinckney, Mich. / San Jacinto CC
9	Mark Vierling	Jr.	INF	R/R	5-10	188	St. Louis, Mo. / Christian Brothers HS
29	Shane Wilhelm	Fr.	RHP	R/R	5-10	190	Columbia, Ill. / Columbia HS
30	Ty Wilmsmeyer	Fr.	INF/RHP	R/R	6-1	185	Springfield, Mo. / Glendale HS
40	Peter Zimmermann	Sr.	INF	R/R	6-3	225	St. Louis, Mo. / San Jacinto CC

Head Coach: Steve Bieser (Fourth Season)**Assistant Coach / Recruiting:** Todd Butler (First Season)**Assistant Coach / Pitching:** Fred Corral (Third Season)**Volunteer Assistant Coach:** Brett Peel (Third Season)**Director of Baseball Operations:** Jae Fadde (Third Season)**Athletic Trainer:** Matt Ridgway (First Season)**Strength & Conditioning:** Ryan Johnson (Second Season)



DR. MUN Y. CHOI
PRESIDENT, UNIVERSITY OF MISSOURI
Third Year
Illinois, '87

Mun Y. Choi was named the 24th president in the history of the University of Missouri System in November 2016, and began his service in March 2017. As president, Dr. Choi serves as the chief executive and academic officer of the UM System, a land-grant institution that provides centralized administration for four universities, a health care system, and extension program, and 10 research and technology parks. Dr. Choi oversees all academic, public, business, financial and related affairs of the UM System under the policies and general supervision of the University of Missouri Board of Curators.

As a product of and passionate champion for public higher education, Dr. Choi advocates tirelessly on behalf of the four universities of the UM System with state and national business, political and civic leaders to achieve excellence. In partnership with the board and university leadership, Dr. Choi introduced a new collective vision for the UM System in September 2018: to advance the opportunities for success and well-being in Missouri, the nation and the world through transformative teaching, research, innovation, engagement and inclusion.

To fulfill this vision, Dr. Choi announced the Missouri Compacts for Achieving Excellence, a plan that includes \$260 million in strategic

investments. The Missouri Compacts are a promise to achieve excellence through student success; research and creative works; engagement and outreach; inclusive excellence; and planning, operations and stewardship to best serve our students and Missourians. Supported by one-time investments from the UM System, the Missouri Compacts support the universities' five-year strategic plans.

Dr. Choi's leadership has been instrumental in moving the University of Missouri System forward and strengthening the collaboration between the four universities in the system. Since he took office, the university has changed dramatically, including the reversal of significant student enrollment declines at the flagship campus, administrative and budget transformations that support a more efficient and collaborative environment and the restoration of public funding through a dramatically improved relationship with the Missouri legislature. Most importantly, Dr. Choi is widely recognized to have regained the trust of the university community, alumni, legislators, and Missourians by changing the attitude of the entire state towards higher education.

Before serving as the UM System president, Dr. Choi's 26-year career in higher education included serving as assistant and associate professor at the University of Illinois at Chicago (1994-2000), department head of mechanical engineering and mechanics at Drexel University (2000-2008), then dean of engineering at the University of Connecticut (UConn) (2008-2012). Later, he took on the role of provost and executive vice president at UConn (2012-2017). Dr. Choi is married with three children and resides in Columbia.

MU SYSTEM BOARD OF CURATORS

JULIA G. BRNCIC

St. Louis
Chairman

DARRYL CHATMAN

St. Louis

JAMIE FARMER

Jefferson City

MAURICE B. GRAHAM

Clayton

JEFFREY L. LAYMAN

Springfield

JOHN R. PHILLIPS

Kansas City

PHILLIP H. SNOWDEN

Kansas City

DAVID L. STEELMAN

Rolla

JON T. SUNDVOLD

Columbia



DR. ALEXANDER N. CARTWRIGHT
CHANCELLOR, UNIVERSITY OF MISSOURI
Third Year
Iowa, '89

Chancellor Alexander N. Cartwright joined Missouri's flagship, land grant university in August 2017, and immediately noticed what makes MU so special: the people.

Since joining as the campus' CEO, he has worked with faculty, staff, students and the institution's more than 300,000 living alumni to let the world know the many impacts of MU. That commitment to collective impact is underscored by several major initiatives started during the past two years to benefit and honor the university's education, research and outreach missions.

Shortly after arriving on campus, Dr. Cartwright announced the Missouri Land Grant program, an institutional commitment to helping Pell Grant eligible students by covering their tuition and fees. The university has since launched new programs designed to improve retention and graduation rates, as well as post-graduation outcomes for students. Dr. Cartwright wants to see the workforce filled with talented people who are #MizzouMade and who share our values of respect, responsibility, discovery and excellence.

The Missouri Method plays an integral part of MU's success in 92% – and counting! – of graduates having successful outcomes within six months after graduation. Since joining MU, Dr. Cartwright has advocated for the campus' numerous hands-on learning efforts – from dairy farming, to textile and apparel management, to working in a laboratory. The hands-on learning emphasis of the Missouri Method has long been used by the School of Journalism and ensures Tigers are prepared for whatever's next.

As one of America's leading research universities, MU engages in preeminent scholarship for the greater good. Dr. Cartwright continues to highlight the positive societal impacts of the broad ranging scholarship at the university on the lives of Missourians and beyond. With that vision in mind, Dr. Cartwright announced a number of strategies to increase innovation, creative works and research, such as the Artist and Residence Program. He also announced a bold goal to double research expenditures by 2023 by growing scholarship across all disciplines. By the end of the Chancellor's second year in office, research awards increased by 20 percent.

These efforts have an effect on the communities MU serves, including a \$3.9 billion economic impact on Missouri alone. That impact is further magnified by the continued support of MU alumni and supporters who believe, like Dr. Cartwright, in the power of Missouri's flagship institution. In summer 2019, the institution announced a record fundraising year with more than \$200 million of philanthropic support for scholarships, academic programs and more.

Dr. Cartwright came to MU from the State University of New York (SUNY)

where he served as provost and executive vice chancellor from September 2014 to July 2017. At SUNY Dr. Cartwright oversaw a broad portfolio, including academic policy, enrollment management, and more.

Dr. Cartwright came to the role of SUNY's provost from the University at Buffalo, State University of New York (UB), where he served on faculty since 1995. At UB, he held several senior administrative positions, including vice president for research and economic development and acting executive director of the New York State Center of Excellence in Bioinformatics and Life Sciences. In these roles, he was responsible for campus/industry relations, research funding and compliance, and research support for UB and the Center.

An internationally recognized researcher and scholar in the area of optical sensors, he is a fellow of three professional societies: the American Association for the Advancement of Science, SPIE, the international society for optics and photonics, and the National Academy of Inventors. Dr. Cartwright is a prior winner of both the National Science Foundation CAREER Award and the Office of Naval Research Young Investigator Award. In addition, he earned the 2002 SUNY Chancellor's award for excellence in teaching.

A native of the Bahamas, Dr. Cartwright holds a Ph.D. in electrical and computer engineering from the University of Iowa. He and his wife Melinda have two children, Andrew and Alyssa.



PAMELA HINTON
FACULTY ATHLETICS REPRESENTATIVE
19th Year
Wisconsin, '91

Dr. Pam Hinton was appointed Faculty Athletics Representative in May, 2017, for a five-year term. Previously, Dr. Hinton served as an executive member of the Intercollegiate Athletics Committee (IAC) and was the IAC Compliance Subcommittee Chair and the Student-Athlete Welfare Subcommittee Chair. Her dedication to the welfare of our student athletes was evident during her time on the IAC.

Dr. Hinton has served in the Department of Nutrition and Exercise Physiology since 2000. She has been an Associate Professor of Nutritional Sciences at MU since 2006, and has served as the department's Director of Graduate Studies, Nutritional Sciences, since 2010.

Dr. Hinton's lab investigates the interactive effects of nutrition and physical activity on bone health. In particular, Dr. Hinton's lab is studying the effects of energy balance on bone turnover during weight loss and weight maintenance in overweight individuals. In addition, Dr. Hinton is studying the efficacy of exercise-based interventions to increase bone mineral density in osteopenic males.

She was a student-athlete at the University of Wisconsin, competing in track and cross country. She earned a bachelor's degree, with distinction, in molecular biology, which provides her with firsthand knowledge of the demands placed on student-athletes.



JIM STERK

DIRECTOR OF ATHLETICS

Fourth Year
Western Washington, '80

Jim Sterk was named Mizzou's 20th Director of Athletics on Aug., 9, 2016, following highly successful tenures leading athletics programs at San Diego State, Washington State and Portland State.

"This is a wonderful day for Mizzou and Tiger fans everywhere," said then-University of Missouri Interim Chancellor Hank Foley, who selected Sterk following a nationwide search. "Jim's leadership in intercollegiate athletics is unparalleled, and we are thrilled he is going to bring his talents, energy and passion for working with student-athletes to Columbia. He is just what Mizzou needs at this time."

Sterk's Win It Right vision for Mizzou Athletics is built upon the core values of Respect, Integrity, Gratitude, Humility and Together, and his first three years in Columbia have produced unprecedented academic and athletic success under his leadership.

The classroom achievements of Mizzou's student-athletes continued in 2018-19, as they produced the top two semester grade-point averages in school history with an overall record 3.125 for the Fall 2018 semester and a record Spring term 3.11 mark. All-told, more than 60 percent of MU's nearly 550 student-athletes achieved a 3.00 mark in the classroom each semester. Some 357 student-athletes earned University Dean's List honors for at least one semester, 265 were named to the SEC Academic Honor Roll, including 69 selected to the SEC First-Year Freshman Honor Roll, and 101 completed their Mizzou Made journey by earning their degrees.

Mizzou's NCAA academic metrics remain strong, as it produced a school-record tying Graduation Success Rate (GSR) of 91 for the second-straight year to rank third in the SEC behind Vanderbilt (97) and South Carolina (94), as no other league school produced a mark higher than an 89. It marked the 12th-straight year Mizzou equaled or improved its GSR score as five teams produced SEC-leading marks of 100--Baseball, Women's Basketball, Women's Golf, Women's Tennis and Soccer.

After finishing a school-record 33rd in the Learfield IMG Directors' Cup standings in Sterk's first two years, Mizzou placed 51st in 2018-19, which was still a five-place improvement over its average finish of 56th in the award's first 25 years, and 15 of 20 programs were represented in the postseason either as teams or individuals. Mizzou Football, which played in back-to-back bowl games for the first time since the 2013 and 2014 seasons, was one of six Tiger programs to finish among the nation's Top 25 as it was 23rd in the final College Football Playoff rankings to join Wrestling (sixth-place NAAs), Men's Swimming & Diving (11th-place, NAAs), Women's Gymnastics (17th), Women's Swimming & Diving (23rd, NAAs) and Volleyball (23rd). Mizzou Wrestling also swept the Mid-American Conference regular-season and tournament titles for the second-straight year.

Administratively, Sterk and his team continued to position Mizzou Athletics for future successes. Ground was broken in March 2018 on the largest campus construction project in school history, the \$98M South End Zone Facility, Mizzou Football's new den that will open ahead of the 2019 season. The Tiger Scholarship Fund (TSF) saw a \$17M increase over the previous year's productivity en route to its third-highest year ever in total cash and pledges of \$40.7M, which included a second-straight record-setting year in student-athlete scholarship support of \$11.4M. It marked the first time TSF produced top three marks in the same year for annual fund dollars raised (No. 1), cash donations (No. 3) and productivity (No. 3). A new 10-year multi-media rights agreement with Learfield was signed, and the department entered into a partnership with the City of Columbia to build a new championship cross country course that will open in August 2019. Mizzou Athletics also continued to build upon its successful partnership with MU Extension in outreach to the state's citizens.

Sterk's second year in Columbia saw Mizzou student-athletes post an overall then-record grade-point average of 3.04 for the 2017-18 academic year. In the 2017 Federal Graduation Rates survey, Mizzou ranked second in the SEC with its 72 percent mark, a performance which also matched the highest mark in program history (72 percent in 2014-15) and was three points higher than the University's average for all students during that same span.

Mizzou equaled its best finish ever in the 2017-18 Learfield Directors' Cup standings, as it totaled 660.75 points to finish 33rd nationally for the second-straight year. A record 17 of the Tigers' 20 programs were represented in postseason competition with a school-record 15 earning Directors' Cup points. Mizzou captured a pair of conference titles (Mizzou Wrestling won the MAC regular season and tournament crowns) while 11 teams ranked in the nation's Top 25 at some point in 2017-18.

The Tigers produced Top 25 2017-18 NCAA Championship finishes in Wrestling (sixth), Women's Indoor Track & Field (ninth), Women's Outdoor Track & Field (11th), Women's Swimming & Diving (15th), Volleyball (Sweet 16) and Men's Swimming & Diving (23rd). It also marked the first time since 1981-82 that Mizzou Football played in a bowl game and both Tiger Basketball teams reached the NCAA Tournament in the same academic year. Track & Field standout Karissa Schweizer (3,000m and 5,000m at the NCAA Indoor Championships; 5,000m at NCAA Outdoor Championships) captured three more NCAA individual titles as a senior to cap her fabulous collegiate career with six national championships.

Mizzou Athletics enjoyed academic, athletic and administrative success in Sterk's first year, too.

Academically, 269 Mizzou student-athletes received 2016-17 SEC Honor Roll recognition, 14 teams registered a 3.00 grade-point average for the Spring 2017 semester and four teams recorded perfect NCAA Academic Progress Rate marks of 1,000--Women's Golf, Women's Tennis, Soccer and Volleyball. Tiger student-athletes also spent over 4,800 hours volunteering with more than 50 organizations in Columbia and the surrounding communities.

Fueled by Top 16 NCAA Championship finishes in Wrestling (fifth), Women's Indoor Track & Field (eighth), Men's Swimming & Diving (ninth), Women's Swimming & Diving (13th), Women's Cross Country (16th) and Volleyball (Sweet 16), Mizzou ranked a program-best 33rd in the 2016-17 Learfield Directors' Cup standings with a school-record 662.75 points. The Tigers had not finished better than 36th prior to 2016-17.

Sixteen Mizzou teams were represented in 2016-17 NCAA postseason play, two teams won conference titles (Volleyball and Wrestling) and 10 squads ranked among the nation's Top 25 in their respective sports at season's end. In addition, two Tigers combined to win four NCAA individual titles as wrestler J'den Cox won his third national title at 197 lbs., and Schweizer became just the fourth runner in NCAA history to win the women's distance triple crown (cross country, indoor 5,000m and outdoor 5,000m national titles), and first since 2008.

The generosity, loyalty and passion of more than 7,000 donors allowed the Tiger Scholarship Fund (TSF) to raise a school-record \$50.4 million during the 2016-17 fiscal year, shattering the previous record by more than \$4.7 million. TSF's record-breaking total, which included new pledges and cash gifts, was aided by a school-record 11 gifts of \$1 million or more.

Sterk joined the Mizzou family from San Diego State, where he enjoyed a highly-successful six-year tenure that included arguably the most successful five-year run in Aztec history with 32 team conference championships from 2011-12 thru 2015-16, including a Mountain West Conference-leading 28 titles in that span, and the nation's fourth-highest combined winning percentage in football and men's basketball. In addition, SDSU was one of only four schools nationally to have appeared in six-consecutive NCAA Men's Basketball Tournaments and have its football team play in five-straight bowl games over that stretch.

"Jim elevated SDSU to a respectable level both athletically and academically," said Marshall Faulk, a member of the Pro Football Hall of Fame and former St. Louis Ram and SDSU Aztec. "His leadership was instrumental in the rise of SDSU success. How we cared for our student-athletes was his No. 1 concern. While I'm sad to see him go, I am equally happy for Jim and his family, and I told him he is going to love the people of Missouri. Mizzou, you hired a man with impeccable integrity."

SDSU set a school-record with 13 programs setting multi-year highs in the NCAA's 2016 Academic Progress Report with 313 student-athletes honored for their academic achievements. The athletic department also enjoyed a record fundraising year for scholarships and a new basketball facility.

Sterk was named the 2015-2016 Under Armour Athletic Director of the Year by the National Association of Collegiate Directors of Athletics, which highlights the efforts of athletic directors for their commitment and positive contributions to student-athletes, campuses and their surrounding communities. He was also appointed to the NCAA Division I Men's Basketball Committee as the Mountain West Conference's representative, however, he had to relinquish that prestigious position when he took over at Mizzou.

"My passion is building upon the successes of good athletic programs and helping to make them great," Sterk said. "Whether it is guiding and mentoring student-athletes, working with coaches to ensure they have the resources they need or cheering with the fans, I realize that athletics is one of the most visible programs at a university, and I am excited to lead it on the national stage."

Sterk went to SDSU from Washington State, where he served as athletics director from 2000-10. Prior to his hiring at WSU, he was athletics director at Portland State from 1995 to 2000.

The NCAA recognized WSU and Sterk in 2006 as the Division IA Athletic Directors' "Program of Excellence." He oversaw a period of unparalleled success at WSU with historic academic and athletic accomplishments during his Pullman tenure.

In his last three years at WSU, 13 Cougar teams competed in NCAA Tournaments, including back-to-back trips by the Men's Basketball team (2007 and 2008), while Women's Rowing earned five NCAA championship bids, including a fourth-place finish in 2006, the highest finish ever by a WSU women's team in NCAA competition.

A 1980 graduate of Western Washington University, Sterk earned four letters for the Vikings in football and one in basketball. He was credited with a school-record 164 tackles during the 1977 season, garnering first-team NAIA District I all-star accolades. He was named team captain and MVP, helping the Vikings to the district championship game. In 2010, Sterk was inducted into Western Washington's Athletics Hall of Fame for his gridiron success.

He received his master's degree in sports administration from Ohio University. In addition to SDSU, Washington State and Portland State, he has served in athletic administrative positions at North Carolina, Maine, Seattle Pacific and Tulane.

Sterk and his wife Debi have three daughters: Ashley, Amy and Abby, and an infant granddaughter Kinsley Jane.

**23 • AUSTIN JAMES**

Infielder

Sr. • 6-2 • 190

Valrico, Fla.

State College of Florida

2019 SEASON

Appeared in 32 games (23 starts) in first-year campaign at Mizzou, recording 21 starts at third base and two at first base ... Monster game vs. Southeast Missouri (May 1), going 3-for-5 with three runs scored, three doubles and five RBI ... Became first Tiger with three doubles in a game since 2014 ... Career day vs. Kansas State (April 3), going 3-for-4 with four runs scored, double, home run and six RBI.

2018 SEASON (STATE COLLEGE OF FLORIDA)

Enjoyed breakthrough sophomore campaign with State College of Florida, hitting .353 with 72 runs scored, 13 doubles, two triples, five home runs, 71 RBI and 20 stolen bases over 58 games played ... Consistent producer across the season, including hot start in opening month with 11 multi-hit games ... Overall, finished with 14 multi-RBI games, including five games with five-plus RBI at the plate.

2017 SEASON (STATE COLLEGE OF FLORIDA)

Member of the 2017 Fall JUCO All-Star Game ... Solid first-year campaign with the Manatees, hitting .290 with 41 runs scored, nine doubles, two triples, two home runs, 37 RBI and seven stolen bases over 57 games played ... Opened the year with a season-best nine-game hitting streak, tallying eight runs scored, six RBI and four multi-hit games across that span ... Finished the year with 16 multi-hit games, including a pair of three-plus hit outings.

HIGH SCHOOL

Rated as Class of 2016 top 200 recruit nationally by Perfect Game, top 30 shortstop in the country ... 2015-16 Under Armour All-American ... 2016 Perfect Game Florida Region Preseason All-American ... Competed at the 2015 Under Armour All-American Game at Wrigley Field in Chicago ... Member of the 2015 Perfect Game National Showcase ... 2015 Perfect Game Preseason Underclass All-American ... Originally committed to Florida International out of high school.

PERSONAL

Born on Nov. 18, 1997 ... Born and raised in Tampa, Fla. ... Father - Antonio, Mother - Danielle ... Pursuing General Studies major at the University of Missouri ... Chose Mizzou over Jacksonville State and College of Charleston.

CAREER STATISTICS

Yr.	GP-GS	AVG	AB	H	R	2B	3B	HR	RBI	SB	OBP	SLG
2019	32-23	.195	87	17	15	6	1	3	21	5	.314	.391
2018												
2017												
Total	32-23	.195	87	17	15	6	1	3	21	5	.314	.391

Played at State College of Florida

Played at State College of Florida

**18 • ART JOVEN**

Left-Handed Pitcher

Sr. • 6-0 • 170

Bakersfield, Calif.

College of the Sequoias

- 2018 MLB Draft 38th Round (1,150th overall) selection by the Boston Red Sox

2019 SEASON

Made 19 appearances (nine starts) in first-year campaign at Mizzou ... Three starts on the bump occurred in SEC play, while six occurred against non-conference foes ... Mizzou performed exceptionally well in his nine starts, producing an 8-1 record ... Arguably top start of year occurred in SEC debut vs. No. 8 LSU (April 14), limiting Tigers to 0 ER over 6.2 IP while striking out six ... Produced 10 strikeout performances vs. Saint Louis (April 2) and vs. Murray State (March 19).

2018 SEASON (COLLEGE OF THE SEQUOIAS)

Moved into primary starter role in final year at College of the Sequoias, appearing in 15 games (13 starts) with a 9-2 record, 3.25 ERA and 119 strikeouts over 88.2 IP ... Limited the opposition to two ER or less in eight appearances, including one ER or less seven times ... Posted career-high 12 Ks in three separate starts ... Fell just short of additional double-digit strikeout performances with nine punch outs in three other starts ... Arguably top start of the year came against West Hills Coalinga (March 8), as he tossed 6.0 shutout innings with 12 strikeouts and allowing only two hits.

2017 SEASON (COLLEGE OF THE SEQUOIAS)

Appeared in 16 games (eight starts) in first-year campaign, going 4-3 with a 3.54 ERA and 57 K's over 56.0 IP ... Recorded eight scoreless outings in 16 total appearances, three of those scoreless efforts coming in starts ... Tossed 6.1 shutout frames while limiting West Hills Coalinga (April 27) to only one hit with season-best 10 strikeouts ... Strong start versus Cerro Coso (March 25), tallying six shutout and hitless innings while racking up three strikeouts ... Made first start of his career versus Cuesta (Feb. 24), tossing 4.2 shutout frames while striking out six ... Made collegiate debut in relief with two strong innings against Mission (Feb. 4).

PERSONAL

Born on Oct. 26, 1998 ... Born and raised in Bakersfield, Calif. ... Father - Arthur, Mother - Marcy ... Sisters - Ariana and Arielle, Brother - Nico ... Currently pursuing General Studies major at the University of Missouri ... Chose Mizzou over Long Beach State, Nevada, Cal State Bakersfield, Connecticut, Tulane and Sacramento State.

CAREER STATISTICS

Yr.	GP-GS	W-L	ERA	IP	SV	BB	K	BAA
2019	19-9	3-1	4.33	43.2	1	34	51	.217
2018								
2017								
Total	19-9	3-1	4.33	43.2	1	34	51	.217

Played at College of the Sequoias

Played at College of the Sequoias

**43 • SPENCER JUERGENS**

Right-Handed Pitcher

RS-Sr. • 6-4 • 230

Washington, Mo.
Houston**39 • LUKAS VEINBERGS**

Right-Handed Pitcher

Sr. • 6-0 • 198

Pinckney, Mich.
San Jacinto CC**2019 SEASON**

Took NCAA medical redshirt in first-year campaign at Mizzou

2018 SEASON (HOUSTON)

Made one relief appearance against Vanderbilt (March 4).

2017 SEASON (JEFFERSON COLLEGE)

Named honorable mention all-conference ... Went 8-4 with 3.23 ERA and 73 K's in 75.1 IP over 13 total starts.

2016 SEASON (JEFFERSON COLLEGE)

Across eight starts, went 4-1 overall with a 2.69 ERA and 40 Ks over 63.2 IP.

HIGH SCHOOL

2015 Perfect Game honorable mention All-American ... Tabbed Class of 2015 No. 15 RHP recruit in Missouri by Perfect Game ... 2015 and 2014 honorable mention all-state ... 2015 and 2014 all conference MVP ... 2015 and 2014 all-conference honoree ... Totaled 20 wins over high school career ... Went 7-1 with a 1.06 ERA and 37 Ks over 53.0 IP in 2015 senior campaign ... Two-sport athlete, also starring in basketball for St. Francis Borgia.

PERSONAL

Born on May 5, 1997, in Washington, Mo. ... Father – Kevin, Mother – Becky ... Brother – Taylor ... Currently pursuing Business Administration major at the University of Missouri.

CAREER STATISTICS

Yr.	GP-GS	W-L	ERA	IP	SV	BB	K	BAA
2019				NCAA medical redshirt season				
2018*	1-0	0-0	0.00	0.0	0	3	0	N/A
2017				Played at Jefferson College				
2016				Played at Jefferson College				
Total	1-0	0-0	0.00	0.0	0	3	0	N/A

*Pitched at University of Houston

2019 SEASON

Appeared in 11 total games out of Tiger bullpen in first-year campaign ... Made Southeastern Conference debut with 1.0 inning of work at No. 23 Tennessee (May 3) ... Recorded back to back scoreless appearances vs. Kansas State (April 3) and at SIU-Edwardsville (April 9) ... Logged season-best 2.0 frames of relief vs. Murray State (March 20), allowing only one hit.

2018 SEASON (SAN JACINTO CC)

Appeared in 18 games (one start) with a 1-1 record, 3.94 ERA and 34 K's in 32.0 IP ... Held opposition to 0 ER in eight appearances ... Posted multiple strikeouts in eight appearances ... Recorded a string of six consecutive scoreless outings out of the bullpen early on in the season ... Lone start of the season was a gem, tossing 4.2 IP while allowing only one earned run with eight strikeouts (May 14) ... Fantastic in relief at Navarro (April 10), striking out five and allowing zero runs over 2.2 IP ... Made season debut with two strong innings out of the bullpen in win over Panola (Jan. 26).

2017 SEASON (SAN JACINTO CC)

Solid first-year campaign at San Jacinto, going 1-0 with one save, 2.70 ERA and 15 Ks over 16.2 IP out of the bullpen ... Opened his career with nine consecutive scoreless outings, limited opposition to 1 ER or less in all but one appearance ... Made collegiate debut in team's victory versus Laredo (Feb. 24), tossing 2.0 shutout frames with three strikeouts.

HIGH SCHOOL

2015 all-conference accolades ... 2015 and 2014 all-district honors ... 2015 Perfect Game Central Region Preseason All-American ... Was rated Class of 2015 No. 3 RHP and No. 24 overall player in the state of Michigan by Perfect Game ... Three-year letterwinner at Pinckney High School in Pinckney, Mich. ... Originally committed to Indiana following high school career.

PERSONAL

Born on Feb. 12, 1997 ... Born in Ann Arbor, Mich., and raised in Pinckney, Mich. ... Father – Martin, Mother – Kate ... Sisters – Emilija, Vija and Maija ... Currently pursuing Communications major at the University of Missouri.

CAREER STATISTICS

Yr.	GP-GS	W-L	ERA	IP	SV	BB	K	BAA
2019	11-0	0-1	10.45	10.1	0	8	5	.348
2018				Played at San Jacinto CC				
2017				Played at San Jacinto CC				
Total	11-0	0-1	10.45	10.1	0	8	5	.348

**40 • PETER ZIMMERMANN**

Infielder

Sr. • 6-3 • 225

St. Louis, Mo.

San Jacinto CC

2019 SEASON

One of Tigers' top mashers in first-year campaign, hitting .287 with 10 doubles, seven home runs and 34 RBI ... Overall, appeared in 44 games (42 starts) and locked-in as Mizzou's every day designated hitter ... Seven home runs ranked second on team, while 10 doubles ranked tied for second ... Logged season-high eight-game hitting streak (April 23 - May 5), registering nine RBI over that span ... Hit home runs in three-straight games (March 17-20) ... Received first career start at Mizzou at North Florida (Feb. 16) ... Destroyed left-handed pitching at .371 (13-for-35) clip.

2018 SEASON (SAN JACINTO CC)

One of San Jacinto's top offensive threats, hitting .344 with 29 runs scored, six home runs and 32 RBI over 53 games played ... Posted 18 multi-hit games at the plate with 10 of those instances coming in the final two months of the season ... Recorded nine multi-RBI efforts, highlighted by season-high four RBI in blowout win over Alvin (May 15) ... Strong conclusion to the season, recording five of his six total home runs in April and May ... Launched first home run of the year vs. Wharton County (March 3).

2017 SEASON (SAINT LOUIS)

Appeared in only six games in first-year campaign with Saint Louis University due to injury ... Went 1-for-6 at the plate with two walks.

HIGH SCHOOL

2016 Rawlings High School All-American ... 2016 Perfect Game All-Central Region ... 2016 Perfect Game Central Region Preseason All-American ... 2015 Perfect Game Preseason Underclass All-American ... Rated as Class of 2016 No. 1 third baseman and No. 9 overall recruit in Missouri by Perfect Game ... Nationally, tabbed as the No. 38 overall third baseman by Perfect Game ... In 2016 senior campaign, hit .362 with impressive .483 on-base percentage and .681 slugging percentage.

PERSONAL

Born on July 8, 1997 ... Born and raised in St. Louis, Mo. ... Father - Ted, Mother - Susan ... Brother - Andrew ... Currently pursuing Political Science major at the University of Missouri ... Chose Mizzou over Indiana.

CAREER STATISTICS

Yr.	GP-GS	AVG	AB	H	R	2B	3B	HR	RBI	SB	OBP	SLG
2019	44-42	.287	157	45	25	10	0	7	34	9	.388	.484
2018												
Played at San Jacinto CC												
2017*	6-1	.167	6	1	0	0	0	0	0	0	.375	.167
Total	50-43	.282	163	46	25	10	0	7	34	9	.382	.456

*Played at Saint Louis University

**11 • KONNOR ASH**

Right-Handed Pitcher

Jr. • 5-11 • 191

Plainfield, Ill.

Plainfield South HS

2019 SEASON

Enjoyed breakthrough sophomore season, appearing in career-high 23 games with two starts down the stretch ... Posted single-season career-highs in wins (2), ERA (4.19), innings pitched (53.2) and strikeouts (63) ... Earned second start of the year in season finale vs. Ole Miss at SEC Tournament (May 21), producing 4.0 shutout innings ... Lights out in series opener at No. 2 Vanderbilt (May 10), recording 5.0 shutout relief innings with season-high six strikeouts ... Posted 5.0 shutout innings with five strikeouts in relief vs. No. 8 LSU (April 12) ... Limited right-handed batters to .200 (23-for-115) average.

2018 SEASON

Made 14 appearances as a freshman, including two starts ... Amassed 14.2 innings over 14 appearances and struck out 14 ... Threw a shutout inning with a pair of strikeouts in his collegiate debut at FIU (Feb. 17) ... Threw a scoreless inning at South Carolina (May 12) ... Had a career-high three strikeouts vs. SIU-Edwardsville (April 4) over 1.0 inning.

HIGH SCHOOL

Had an outstanding career under head coach Phil Bodine at Plainfield South High School ... Hit .337 with 37 RBI, 11 doubles and two home runs as a senior ... Recorded 95 strikeouts with an ERA of 1.30 during his 61.1 innings pitched, going 8-3 his senior season ... In his career, PSHS went 49-22 while he went 18-6 on the mound with a 1.42 ERA and 202 strikeouts ... Earned Perfect Game honorable mention All-American in 2017 ... Awarded 2017 all-region second team ... Was a 2017 all-state selection by Illinois State High School Association ... Named to the Herald News all-area team in both 2016 and 2017 ... Southwest Prairie Conference selection in both 2016 and 2017 ... Guided PSHS to a Sectional title and summer state championship in 2016 ... Four-time honor roll member.

PERSONAL

Born March 17, 1999, in Grand Blanc, Mich. ... Parents: Father - Kelly J. Ash; Mother - Kelly L. Ash ... Currently pursuing Parks, Recreation and Sport major at the University of Missouri.

CAREER STATISTICS

Yr.	GP-GS	W-L	ERA	IP	SV	BB	K	BAA
2019	23-2	2-2	4.19	53.2	0	30	63	.223
2018	14-2	0-0	7.98	14.2	0	9	14	.333
Total	37-4	2-2	5.00	67.1	0	39	77	.248



32 • IAN BEDELL
Right-Handed Pitcher
Jr. • 6-2 • 198
Davenport, Iowa
Davenport Central HS



21 • BRANDT BELK
Infielder
RS-Jr. • 6-3 • 181
Houston, Texas
Pepperdine

- 2020 D1Baseball Preseason Third-Team All-American
- 2020 *Perfect Game* / Rawlings Preseason Third-Team All-American

2019 SEASON

Evolved into one of the SEC and NCAA's top bullpen arms, accumulating a 3-1 record with 1.56 ERA over 40.1 innings pitched ... Struck out nearly a batter per inning pitched (36 strikeouts in 40.1 IP), while limiting opposition to measly .193 batting average against ... Tallied impressive 19.0 consecutive scoreless innings pitched streak in-season (March 27 - May 3) ... Secured fifth and final save of season at No. 2 Vanderbilt (May 11), tossing 3.0 shutout innings with three strikeouts ... Fantastic in relief at No. 6 Georgia (April 19), recording 3.0 scoreless innings with five strikeouts ... Held right-handed batters to .179 average, .209 average vs. left-handed batters, .163 average with bases empty and .174 average with two outs.

2018 SEASON

Made seven appearances out of the bullpen as a true freshman ... Posted a 6.17 ERA in 11.2 innings pitched, striking out 13 batters while walking six ... Had a shutout inning at FIU (Feb. 17), picking up a strikeout ... Tossed 2.2 shutout innings vs. UMBC (March 4) with career-high four strikeouts.

HIGH SCHOOL

Reclassified and skipped his senior year of high school to enroll at Mizzou early ... Perfect Game 2016 Underclass High Honorable Mention selection and 2017 Underclass second-team All-American ... Perfect Game gave him a PG Grade of 10, given to potential very high draft picks and/or elite level college prospects ... No. 32 overall prospect in the 2018 class before reclassifying, according to PerfectGame ... Prep Baseball Report rated him as a top 100 prospect in the 2018 class ... One of 51 elite level prospects invited to the 15th annual Perfect Game All-American Classic in San Diego ... Went 7-1 with a 1.70 ERA and 64 strikeouts in 53.2 innings as a sophomore ... Participated in the prestigious 2017 Perfect Game National Showcase in Fort Myers, Fla.

PERSONAL

Born Sept. 5, 1999, in Davenport, Iowa ... Father - Daniel, Mother - Honey ... Has an identical twin brother ... Chose Mizzou over Virginia ... Currently pursuing Business major at the University of Missouri.

CAREER STATISTICS

Yr.	GP-GS	W-L	ERA	IP	SV	BB	K	BAA
2019	18-1	3-1	1.56	40.1	5	12	36	.193
2018	7-0	1-1	6.17	11.2	1	6	13	.255
Total	25-1	4-2	2.60	52.0	6	18	49	.208

- 2018 WCC All-Freshman Team

2019 SEASON (PEPPERDINE)

Appeared in 31 games (30 starts) in final season at Pepperdine as team's primary designated hitter ... Enjoyed another productive season, hitting .309 with 18 runs scored, seven doubles, one triple, three home runs and 20 RBI ... Recorded 11 multi-hit games, highlighted by career-high five-hit performance at San Francisco (May 5) ... Big day at the plate at BYU (April 11), launching a home run and season-high four RBI.

2018 SEASON (PEPPERDINE)

Big first full season in Waves lineup, leading to WCC All-Freshman team honors ... Became program's 24th all-time WCC All-Freshman team honoree ... Paced team with .318 average, becoming the first Pepperdine hitter to eclipse .300 average since 2015 ... Paced team with impressive 21 multi-hit efforts.

2017 SEASON (PEPPERDINE)

Received NCAA medical redshirt after injury-shortened first-year campaign ... Before suffering injury, appeared in nine games (eight starts).

HIGH SCHOOL

Recognized as Top 500 overall recruit in nation (No. 232 outfielder) per Perfect Game ... Three-year varsity letterwinner at Westside High School under head coach Michael Barrow ... Competed with Texas Drillers club team.

PERSONAL

Born in Indianapolis, Ind. ... Father - Timothy, Mother - Tamika ... Brothers - Cooper, Mox and Jax ... Father played collegiate baseball at Texas (1991), earning SWC All-Tournament team honors, later selected in 15th Round of 1992 MLB Draft by Cincinnati Reds ... Currently pursuing General Studies major at the University of Missouri.

CAREER STATISTICS

Yr.	GP-GS	AVG	AB	H	R	2B	3B	HR	RBI	SB	OBP	SLG
2019*	31-30	.309	123	38	18	7	1	3	20	1	.363	.455
2018*	46-44	.318	170	54	33	12	1	1	20	5	.361	.418
2017*	9-8	.222	27	6	3	3	0	0	4	0	.276	.333
Total	86-82	.305	320	98	54	22	2	4	44	6	.349	.406

*Played at Pepperdine University

*NCAA medical redshirt in 2017



2 • THOMAS BROYLES
Outfielder
Jr. • 5-11 • 184
Fayetteville, Ark.
Northwest Florida State College

2019 SEASON

Appeared in 28 total games (15 starts) in first-year campaign at Mizzou ... Earned 14 starts in right field and one start in left field ... Earned start in Tigers' season finale at SEC Tournament versus Ole Miss (May 21), producing fourth multi-hit outing of the year ... Season highlight occurred at No. 11 Texas A&M (March 30), producing pinch-hit, two-strike, two-out, game-tying two-run home run in ninth inning ... Hit .355 with runners on base, .360 when leading off an inning ... Ranked second on team with eight pinch-hit at bats.

2018 SEASON (NORTHWEST FLORIDA STATE COLLEGE)

Appeared in 49 games as one of the starting outfielders in first-year campaign with the Northwest Florida Raiders ... Overall, hit .299 with 26 runs scored, seven doubles, one triple, two home runs, 22 RBI and seven stolen bases ... Was arguably even better in conference action, hitting .307 with four doubles, both season home runs and 12 RBI in 23 games ... Recorded 11 multi-hit games, including a top streak of five consecutive multi-hit outings ... Produced season-high 10-game hitting streak, as well as ending season with eight-game hitting streak.

HIGH SCHOOL

Three-year letterman at Fayetteville High School in Fayetteville, Ark., under head coach Scott Gallagher ... 2016 Perfect Game Southeast Region honorable mention ... Played key role into Fayetteville's playoff run in all three years, including trip to Class 7A semifinals in 2015 and a bid to the state championship game in sophomore campaign ... Quick on the basepaths, recording an impressive 6.60 time in the 60-yard dash.

PERSONAL

Born on Dec. 7, 1997 ... Father – Tom, Mother – Tisha ... Brother – Franco ... Grandfather – Frank, was the legendary head coach for Arkansas football from 1958-76 and was inducted into the College Football Hall of Fame in 1983 ... Frank was also the head football coach for Mizzou in 1957, leading the Tigers to a 5-4-1 record, setting the stage for Dan Devine's highly-successful 13-year run ... Currently pursuing Parks, Recreation and Sport major at the University of Missouri.

CAREER STATISTICS

Yr.	GP-GS	AVG	AB	H	R	2B	3B	HR	RBI	SB	OBP	SLG
2019	28-15	.246	65	16	14	3	0	1	7	6	.410	.338
2018												
Played at Northwest Florida State College												
Total	28-15	.246	65	16	14	3	0	1	7	6	.410	.338



47 • TREY DILLARD
Right-Handed Pitcher
Jr. • 6-0 • 195
Phoenix, Ariz.
San Jacinto CC

- 2018 MLB Draft 16th Round (494th overall) selection by the Los Angeles Dodgers

2019 SEASON

Appeared in 14 games out of the Tiger bullpen, going 1-2 with one save and 19 strikeouts over 13.0 innings pitched ... Allowed 0 ER in seven consecutive outings (March 20 - April 27) ... Racked up 15 strikeouts over aforementioned seven-game stretch, consisting of 8.2 innings pitched ... Recorded multiple strikeouts in final five outings of that stretch, highlighted by three punch outs at SIUE (April 9), at Missouri State (April 16) and versus South Carolina (April 27).

2018 SEASON (SAN JACINTO CC)

Rated as No. 2 Junior College prospect in the country by Baseball America ... Rated as nation's No. 3 Junior College prospect by Perfect Game ... One of the top relievers in his respective league, going 2-0 with seven saves, 1.71 ERA and 33 K's over 21.0 IP ... Allowed 0 ER in 16 of 18 total appearances on the bump ... Tallied multiple strikeouts in 13 of his season appearances, including striking out the side in his lone inning of work four times ... Earned first save of the season in San Jacinto's 2-1 victory at McLennan (Feb. 9) ... Reeled off three-straight successful save opportunities to open the month of March ... Known for top-shelf fastball, consistently reaching high 90's.

HIGH SCHOOL

Perfect Game Class of 2017 top 150 prospect nationally, No. 3 overall in state of Arizona ... 2017 Perfect Game West Region Preseason All-American ... 2016 Perfect Game National Showcase ... 2016 Perfect Game Preseason Underclass All-American.

PERSONAL

Born on Nov. 15, 1998 ... Born and raised in Phoenix, Ariz. ... Father - Jerry, Mother - Stephanie ... Brother - Beau, Sister - Samantha ... Chose Mizzou over Oregon State ... Currently pursuing General Studies major at the University of Missouri.

CAREER STATISTICS

Yr.	GP-GS	W-L	ERA	IP	SV	BB	K	BAA
2019	14-0	1-2	6.92	13.0	1	7	19	.255
2018								
Played at San Jacinto CC								
Total	14-0	1-2	6.92	13.0	1	7	19	.255

**7 • JACKSON LANCASTER**

Outfielder / Left-Handed Pitcher

Jr. • 6-1 • 195

Corinth, Miss.

Itawamba Community College

- 2019 MLB Draft 38th Round (1,146th overall) selection by the Seattle Mariners
- 2019 MACJC Second-Team All-State

2019 SEASON (ITAWAMBA COMMUNITY COLLEGE)

Helped guide Itawamba to 41-8-1 overall record, conference title and berth in the NJCAA Region 23 Tournament ... Enjoyed monster final campaign for the Indians, pacing team in average (.369), hits (69), triples (5), RBI (47), stolen bases (17), on-base percentage (.460), slugging percentage (.572), OPS (1.032) and total bases (107) ... Also tacked on 13 doubles and five home runs, ranking second on the squad ... Dual threat for the Indians, also starring on the mound with a 1-1 record, three saves, 2.36 ERA and 47 strikeouts over 26.2 innings pitched.

2018 SEASON (ITAWAMBA COMMUNITY COLLEGE)

Jumped on the scene in first-year campaign with a .348 average, seven doubles, one triple, 17 RBI and eight stolen bases ... Also effective on the mound in relief (five appearances), accumulating a 2.08 ERA and four strikeouts over 4.1 innings pitched ... Fantastic in conference play, hitting .407 with six doubles, one triple, 10 RBI and four stolen bases ... Produced 14 multi-hit games and four multi-RBI contests.

HIGH SCHOOL

Rated No. 11 Class of 2017 overall prospect in Mississippi according to MaxPreps.com ... Produced 34 runs scored, five doubles, two triples, one home run and 24 RBI in 2017 senior campaign ... Also shined on the bump in senior season, going 7-3 (15 appearances) with 1.60 ERA and 98 strikeouts over 70.0 innings pitched ... Hit .303 with 16 runs scored, one double, one triple and eight RBI in 2016 junior season.

PERSONAL

Born on March 22, 1999, in Memphis, Tenn. ... Father - Tim, Mother - Kay ... Chose Mizzou over Arkansas, Mississippi State and Middle Tennessee State ... Currently pursuing General Studies major at the University of Missouri.

CAREER STATISTICS

Yr.	GP-GS	AVG	AB	H	R	2B	3B	HR	RBI	SB	OBP	SLG
2019												
Played at Itawamba Community College												
2018												
Played at Itawamba Community College												
Total	0-0	.000	0	0	0	0	0	0	0	0	.000	.000

**20 • CHAD MCDANIEL**

Catcher

Jr. • 6-3 • 215

Coral Springs, Fla.

Stoneman Douglas HS

- 2019 Buster Posey Award Watch List

2019 SEASON

Made big leaps at the plate in sophomore campaign, establishing single-season career-highs in average (.286), hits (58), runs scored (32), doubles (8), triples (1), home runs (4), RBI (37), stolen bases (16) and slugging percentage (.394) ... Ranked top 15 in SEC with 16 swipes on the basepaths ... Caught 14 would-be base stealers behind the dish, ranking fourth in SEC ... Big day at No. 23 Tennessee (May 4), going 3-for-3 with two runs scored, home run and season-high four RBI ... Outstanding series versus South Carolina (April 26-28), hitting .692 with two runs scored, two doubles and five RBI ... Tallied 13-game hitting streak (Feb. 21 - March 15), posting seven multi-hit games with four doubles, two home runs and 13 RBI over that span ... Led Tigers with 20, two-out RBI.

2018 SEASON

Had a solid freshman season despite missing the first several weeks with a broken foot suffered in preseason camp ... Hit .274 in 40 games, including 28 starts, and was Mizzou's everyday starting DH by the end of the season ... Also drew 21 walks and reached base at a .393 clip with five doubles and six RBI on the year ... Also scored 16 runs and tallied 10 multi-hit performances in his 40 games ... Posted a career-high four hits vs. Kentucky (April 28) while scoring two runs and driving in another; that was part of an eight-game stretch that saw him hit .462 (12-for-26) with six runs and three multi-hit games.

HIGH SCHOOL

Had a standout career under head coach Todd Fitz-Gerald at Stoneman Douglas High School ... During his senior season SDHS went 22-5, while he hit .578 with two home runs and 24 RBI ... Earned All-County Player of the Year honors ... Guided SDHS to 9A state title in 2016 ... SDHS was selected 2016 Baseball America National High School Team of the Year.

PERSONAL

Born on Dec. 7, 1998, in Fort Lauderdale, Fla. ... Father - Chad ... Currently pursuing Parks, Recreation and Sport major at the University of Missouri.

CAREER STATISTICS

Yr.	GP-GS	AVG	AB	H	R	2B	3B	HR	RBI	SB	OBP	SLG
2019	55-54	.286	203	58	32	8	1	4	37	16	.355	.394
2018	40-28	.274	113	31	16	5	0	0	6	0	.393	.319
Total	95-82	.279	316	89	48	13	1	4	43	16	.369	.367

**14 • ALEX PETERSON**

Outfielder
Jr. • 5-10 • 185
Edmond, Okla.
Cowley College

- 2018 NJCAA First-Team All-American

2019 SEASON

Appeared in 36 games (21 starts) in first-year campaign at Mizzou ... Known for outstanding defense in outfield, tallying team-best five outfield assists while supporting a flawless 1.000 fielding percentage (21 putouts, five assists, zero errors) ... Top game of year came against Southeast Missouri (May 1), going 2-for-3 with two runs scored, first career home run and three RBI ... Hit .357 when leading off an inning.

2018 SEASON (COWLEY COLLEGE)

2018 NJCAA first-team All-American ... 2018 Jayhawk East Conference MVP and 2018 Jayhawk Conference Freshman of the Year ... Phenomenal first-year campaign with Cowley College, hitting .482 with 67 runs scored, 16 doubles, eight triples, seven home runs, 84 RBI and 23 stolen bases in 51 games played ... Broke program's single-season record with eight triples ... Tacked on incredible .555 on-base percentage and .749 slugging percentage for 1.304 OPS ... Led Cowley to second straight Jayhawk Conference Eastern Division title and 45-11 record ... Produced an eye-popping 29 multi-hit games in 51 games played overall ... Finished with three-plus hits in a game 15 times, four-plus hits eight times and a season-best five hits twice ... Was hitting .500-plus on the year with only four games remaining on the schedule ... Recorded a torrid six-game stretch (April 7-15) late in the season, hitting .760 (19-for-25) with 17 runs scored, four doubles three home runs and 21 RBI.

HIGH SCHOOL

Competed with Edmond North High School under head coach Grant Ledbetter ... 2017 The Oklahoman's Big All-City honorable mention ... Big 2017 senior campaign, hitting .480 with 19 runs scored, four doubles, one triple, one home run and 10 RBI in 16 games played ... Helped team advance to 2016 Oklahoma Class 6A Regional finals.

PERSONAL

Born on Feb. 19, 1999 in Edmond, Okla. ... Father – John, Mother – Tara ... Twin Brother – Clayton (also transferred and currently on Mizzou roster), Brother – Zach ... Majoring in Health Science – Rehabilitation at the University of Missouri ... Chose Mizzou over TCU, Oklahoma State and Oklahoma.

CAREER STATISTICS

Yr.	GP-GS	AVG	AB	H	R	2B	3B	HR	RBI	SB	OBP	SLG
2019	36-21	.200	80	16	17	3	0	1	7	5	.290	.275
2018	<i>Played at Cowley College</i>											
Total	36-21	.200	80	16	17	3	0	1	7	5	.290	.275

**10 • CLAYTON PETERSON**

Outfielder
Jr. • 5-10 • 178
Edmond, Okla.
Northern Oklahoma CC

2019 SEASON

Appeared in 49 games (33 starts) in first-year season at Mizzou ... Earned 29 starts in right field and four in center field ... Banner day at Missouri State (April 16), going 2-for-6 with first career home run and career-best four RBI ... Big series finale versus No. 8 LSU (April 14), tallying multi-hit day with two runs scored and stolen base ... Opened three-game series versus Rhode Island (Feb. 22-24) with back to back multi-hit games.

2018 SEASON (NORTHERN OKLAHOMA CC)

2018 NJCAA Division II World Series All-Tournament team ... 2018 NJCAA All-Region ... 2018 OG&E Region II District 2 All-Tournament team ... Incredible first-year campaign for the Jets, hitting .449 with 15 doubles, six triples, 13 home runs, 54 RBI and 27 stolen bases in 63 games played ... Tacked on eye-popping .529 on-base percentage and .742 slugging percentage, totaling for a 1.271 OPS ... Led Northern Oklahoma Jets to third place finish at the NJCAA World Series. Team finished with an impressive 48-16 record ... Hit .389 with four runs scored, five RBI and four stolen bases in four games at the NJCAA World Series ... Launched a home run in 12 games, including first career multi-home run outing in season opener vs. Southeast CC (Feb. 8) ... Posted multi-hit games an incredible 35 times over 63 games played, included season-high streak of nine consecutive games with multi-hits (Feb. 9-24) ... Run-producing machine throughout the year, recording multi-RBI games 15 times ... Tallied season-high four RBI on five different occasions.

HIGH SCHOOL

Competed for Edmond North High School under head coach Grant Ledbetter ... 2017 The Oklahoman's Big All-City honorable mention ... Hit .333 with 26 runs scored, one home run and 11 stolen bases in 2016 junior campaign ... Helped team advance to Oklahoma Class 6A Regional finals ... Quick on the basepaths, posting a 6.8, 60-yard dash time.

PERSONAL

Born on Feb. 19, 1999 in Edmond, Okla. ... Father – John, Mother – Tara ... Twin Brother – Alex (also transferred and currently on Mizzou roster), Brother – Zach ... Majoring in Health Science – Rehabilitation at the University of Missouri.

CAREER STATISTICS

Yr.	GP-GS	AVG	AB	H	R	2B	3B	HR	RBI	SB	OBP	SLG
2019	49-33	.198	131	26	23	2	0	1	12	5	.291	.237
2018	<i>Played at Northern Oklahoma CC</i>											
Total	49-33	.198	131	26	23	2	0	1	12	5	.291	.237

**42 • CAMERON PFERRER****Right-Handed Pitcher****Jr. • 5-11 • 182****Carmel, Ind.****Carmel HS****2019 SEASON**

Made four appearances out of the Tiger bullpen in second-year campaign ... Season debut in opening three-game series at North Florida (Feb. 17) ... Logged season-best 1.0 IP versus Kansas State (April 3) with season-high two strikeouts ... Final appearance of the year versus Southeast Missouri (May 1), tossing 0.2 innings of relief.

2018 SEASON

Posted a 2.98 ERA out of the Mizzou bullpen during his first season with the program ... Tallied one win and amassed 9.1 innings, striking out nine while surrendering just three earned runs on nine hits ... Had shutout appearances in eight of 10 outings ... Struck out a career-high two twice, including once against eventual national seed Georgia (May 3) when he tossed a career-high 1.1 innings ... Earned his lone win of the year against Tennessee (May 17), tossing 1.1 shutout innings with a strikeout.

HIGH SCHOOL


Had an outstanding prep career under head coach Matt Buczkowski at Carmel High School ... Received first-team all-conference in 2017 ... Tossed a perfect game in 2017 senior campaign ... During his senior year, Carmel went 23-3 overall while he went 4-0 on the mound with a 1.79 ERA and 26 strikeouts ... Awarded first-team All-Central Region and Honorable Mention All-American in 2017 ... In his career, CHS went 67-21 while he went 8-0 on the mound with a 2.4 ERA and 80 strikeouts ... Earned MIC Academic all-conference in 2016 ... Guided to conference champions in both 2014 and 2017.

PERSONAL

Born on Dec. 18, 1998, in Carmel, Ind. ... Father – Eric, Mother – Jennifer ... Currently pursuing Health Science major at the University of Missouri.

CAREER STATISTICS

Yr.	GP-GS	W-L	ERA	IP	SV	BB	K	BAA
2019	4-0	0-0	16.20	1.2	0	8	3	.375
2018	10-0	1-0	2.89	9.1	0	1	9	.243
Total	14-0	1-0	4.91	11.0	0	9	12	.267

**45 • TOM SKORO****Left-Handed Pitcher****RS-Jr. • 6-3 • 234****Medicine Lake, Minn.****North Iowa Area Community College**

- 2018 Honorable Mention All-NJCAA Region XI
- ICCAC Pitcher of the Week (April 16-22, 2018)

2019 SEASON (NIACC)

Appeared in 11 games (seven starts), going 2-4 with one save and 41 strikeouts over 30.1 innings pitched ... Strong start versus Northeast Community College (March 26), earning victory after allowing only 1 ER over 6.0 innings pitched with five strikeouts ... Posted season-high 10 strikeouts versus Redlands Community College (March 9).

2018 SEASON (NIACC)

Strong first-year campaign with the Trojans, going 8-2 with a 3.23 ERA and 86 strikeouts over 55.2 innings pitched ... Racked up career-high 13 strikeouts versus Iowa Lakes (April 29) ... Tossed complete game, five-hit shutout with eight strikeouts versus Iowa Central (April 22).

2017 SEASON (KANSAS STATE)

Took NCAA redshirt in lone season in Manhattan, Kan.

HIGH SCHOOL

Ranked No. 14 Class of 2016 overall recruit (No. 2 left-handed pitcher) in Minnesota according to Perfect Game ... 2016 Perfect Game Preseason Honorable Mention Central Region All-American ... 2016 Minnesota all-state, all-section and all-metro honoree ... In 2016 senior campaign, went 10-1 with 90 strikeouts over 70.0 innings pitched ... Led Wayzata High School to 2016 state title.

PERSONAL

Born on Dec. 11, 1997, in St. Louis Park, Minn. ... Father - Rob, Mother - Molly ... Sisters - Steph and Allie, Brother - John ... Chose Mizzou over Minnesota, Louisiana, South Alabama and Iowa ... Currently pursuing Communication major at the University of Missouri.

CAREER STATISTICS

Yr.	GP-GS	W-L	ERA	IP	SV	BB	K	BAA
2019								
2018								
2017								
Total	0-0	0-0	0.00	0.0	0	0	0	.000

**9 • MARK VIERLING**

Infielder
Jr. • 5-10 • 188
St. Louis, Mo.
CBC HS

2019 SEASON

Tigers' every day second baseman, logging single-season career-bests with 50 games played (48 starts) ... Evolved into one of Mizzou's steadiest hitters, producing career-highs in average (.285), hits (47), runs scored (28), doubles (10), triples (2), RBI (26) and stolen bases (7) ... Career-high three hits and four RBI at Missouri State (April 16) ... 13 total multi-hit games ranked fourth on team ... Arguably Tigers' top situational hitter, raking .363 with runners on base and .353 average with RISP.

2018 SEASON

Hit .229 in 38 games, including 27 starts, as a true freshman ... Added six doubles, one home run, 17 runs scored and 16 RBI ... Season-high four RBI vs. Florida International (Feb. 17) with one double, home run and two runs scored ... Tallied a career-best three hits three different times and had six multi-hit games ... Had five games with multiple RBI ... Had a game-winning eighth-inning single through the left side to clinch series win over Vanderbilt (April 20) ... Game-winning sacrifice fly vs. Mississippi State (March 25) in the 11th inning to clinch a walk-off win and SEC series victory.

HIGH SCHOOL

Standout career under head coach Mason Horne at Christian Brothers College High School ... In his senior season, hit .431 with three home runs, seven triples, 13 doubles, 37 RBI, and a .784 slugging percentage ... Named Rawlings-Perfect Game honorable mention All-American Central, all-region first team in 2017 ... First-team all-conference in both 2015 and 2017 ... Named Underclass high honorable mention All-American by Perfect Game in both 2015 and 2016 ... In his career, hit .390 with five homers, nine triples, 27 doubles and 69 RBI ... Ranked as second-best prospect and the best SS in the state of Missouri by Perfect Game ... Helped guide CBC to a state championship in 2015 ... Made Honor Roll every semester at CBC.

PERSONAL

Born on Feb. 18, 1999 in St. Louis, Mo. ... Father – Daniel, Mother – Susan ... Brother – Matt, played baseball at Notre Dame, fifth round selection in 2018 MLB Draft by Philadelphia Phillies ... Father played football at the University of Kansas ... Currently pursuing Parks, Recreation and Sport major at the University of Missouri.

CAREER STATISTICS

Yr.	GP-GS	AVG	AB	H	R	2B	3B	HR	RBI	SB	OBP	SLG
2019	50-48	.285	165	47	28	10	2	0	26	7	.378	.370
2018	38-27	.229	109	25	17	6	0	1	16	2	.336	.312
Total	88-75	.263	274	72	45	16	2	1	42	9	.361	.347

**1 • JOSH HOLT JR.**

Outfielder
So. • 5-9 • 160
McDonough, Ga.
Eagles Landing Christian Academy

2019 SEASON

Appeared in 36 games (25 starts) in first-year campaign at Mizzou ... Received 23 starts in left field, two starts at designated hitter ... Launched first career home run in series finale vs. Murray State (March 20), finishing with career-best three RBI ... Compiled season-best five-game hitting streak midway through season (March 16-22) ... Season-high three hits vs. Arkansas State (March 12) ... Received first career start vs. Northeastern (Feb. 21) ... Outstanding when leading off an inning, hitting .486.

HIGH SCHOOL


2018 Perfect Game Top 500 recruit ... 2018 Perfect Game Southeast Region Preseason All-American ... 2017 Perfect Game Preseason Underclass All-American ... 2017 and 2016 Georgia all-region ... 2016 Perfect Game Preseason Underclass All-American ... Known for blazing speed on the basepaths, 60-yard dash clocked as fast as 6.45 ... Ran the fastest 60-yard dash time at the 2016 Perfect Game National Underclass Showcase ... Named to 2016 Perfect Game Main Event Showcase Top Prospect List ... In 2017 junior campaign, led ELCA with 29 runs scored ... Hit .329 with 31 runs scored and 15 stolen bases in 2016 sophomore season.

PERSONAL

Born on Feb. 14, 2000 ... Born in Cleveland, Ohio, and raised in Atlanta, Ga. ... Father – Joshua, Mother – Serrita ... Sister – Jai-Marie ... Picked Mizzou over George Washington ... Undeclared major at the University of Missouri.

CAREER STATISTICS

Yr.	GP-GS	AVG	AB	H	R	2B	3B	HR	RBI	SB	OBP	SLG
2019	36-25	.264	87	23	18	4	1	1	14	3	.387	.368
Total	36-25	.264	87	23	18	4	1	1	14	3	.387	.368

**3 • TRE MORRIS**

Catcher
So. • 5-10 • 190
Columbia, Mo.
Battle HS

2019 SEASON

Appeared in 10 games (one start) in first-year campaign at Mizzou ... Produced at high level when given an opportunity, hitting .429 with four runs scored, one triple and two RBI ... Entered as a sub behind the dish vs. Southeast Missouri (May 1), going 1-for-2 with a run scored and RBI ... Received first career start at catcher at SIUE (April 9), roping his first career triple and knocking in first run ... Tallied first career hit as a pinch hitter vs. Murray State (March 20).

HIGH SCHOOL

2018 Missouri Class 5 second-team all-state ... 2018 Perfect Game Central Region Preseason All-American ... Rated as No. 2 catcher prospect in Missouri Class of 2018 rankings by Perfect Game ... Starred at Battle High School under head coach Doug Boyer ... Strong 2017 junior campaign, hitting .362 with 25 hits, 20 runs scored and 15 RBI in 24 games played ... Breakout 2016 sophomore season, setting Battle single-season records with 11 doubles, .423 average, .604 on-base percentage and 1.182 OPS ... Also starred for Battle football program, setting the school records with 418 career tackles, 159 single-season tackles in 2018 senior campaign and 24 tackles in a single game.

PERSONAL

Born on March 30, 2000 ... Born and raised in Columbia, Mo. ... Father – Mike, Mother – Heather ... Mike played football collegiately at Mizzou, four-year starter and All-Big 12 selection at offensive guard ... Sister – Addie ... Chose Mizzou over Arkansas, Missouri State and Tennessee ... Currently pursuing Psychology major at the University of Missouri.

CAREER STATISTICS

Yr.	GP-GS	AVG	AB	H	R	2B	3B	HR	RBI	SB	OBP	SLG
2019	10-1	.429	7	3	4	0	1	0	2	0	.600	.714
Total	10-1	.429	7	3	4	0	1	0	2	0	.600	.714

**48 • TRAE ROBERTSON**

Left-Handed Pitcher
So. • 6-5 • 190
Columbia, Mo.
Hickman HS

- 2018 MLB Draft 38th Round (1,142nd overall) selection by the Kansas City Royals

2019 SEASON

Logged 12 total appearances (three starts) in first-year campaign at Mizzou ... Tigers recorded flawless 3-0 record in his trio of starts on the bump ... Final start on the mound vs. Southeast Missouri (May 1), tossing season-high 3.0 innings with four strikeouts ... Made Southeastern Conference debut at No. 6 Georgia (April 19), tossing 0.2 innings of shutout relief with a strikeout ... Credited with win at Missouri State (April 16) after tossing 2.0 shutout frames with four strikeouts ... Earned first career win after throwing 2.0 scoreless innings of relief vs. Murray State (March 20).

HIGH SCHOOL

2018 Perfect Game Central Region Preseason All-American ... 2017 Perfect Game Preseason Underclass All-American ... 2017 Missouri Class 5 honorable mention all-state ... Class of 2018 Perfect Game No. 2 LHP and No. 5 overall recruit in state of Missouri ... Class of 2018 Perfect Game top 40 LHP and top 400 recruit overall in the country ... Competed with 2018 Missouri Junior Sunbelt team ... Went 6-2 with a 1.38 ERA and 77 Ks in 45.1 IP in 2017 junior campaign ... Starred at Hickman High School under head coach Mason Mershon.

PERSONAL

Born on Nov. 10, 1999 ... Born and raised in Columbia, Mo. ... Father – Todd, Mother – Annie ... Brothers – Teague, Tait, Dalton and Tyler, Sister – Chelsea ... Chose Mizzou over Arkansas, Missouri State, Kansas State, Kansas and Wichita State ... Currently pursuing Parks, Recreation and Sport major at the University of Missouri.

CAREER STATISTICS

Yr.	GP-GS	W-L	ERA	IP	SV	BB	K	BAA
2019	12-3	2-0	4.08	17.2	0	13	17	.175
Total	12-3	2-0	4.08	17.2	0	13	17	.175

**4 • TOMMY SPRINGER****Right-Handed Pitcher****So. • 6-1 • 205****Apple Valley, Minn.****Eastview HS****13 • CAMERON SWANGER****Infielder****So. • 6-5 • 210****Loveland, Ohio****Archbishop Moeller HS****2019 SEASON**

Solid first-year campaign with the Tigers, appearing in 12 total games (four starts) and going 4-0 with a 3.09 ERA and 38 strikeouts over 32.0 innings pitched ... Made Southeastern Conference debut in relief vs. Florida (May 18), tossing 0.1 shutout frames ... Credited with the win after 3.0 shutout frames vs. Missouri State (April 23) ... Picked up victory in back to back starts, allowing only one hit over 5.0 shutout innings vs. Kansas State (April 3) and surrendering 2 ER over 5.0 frames at SIUE (April 9) ... Earned first career win in relief vs. Alabama A&M (Feb. 26).

HIGH SCHOOL

2018 Perfect Game Central Region Preseason All-American ... 2018 Minnesota "Mr. Baseball" finalist ... 2018 Minnesota all-state ... 2018 Minnesota first-team all-metro ... 2018 Minnesota Metro All-Star selection ... 2018 Minnesota all-conference ... Ranked as the No. 3 recruit in Prep Baseball Report's Minnesota Class of 2018 ... Slotted as top 200 recruit in Prep Baseball Report's Class of 2018 rankings ... In 2018 senior campaign, went 5-2 with a 0.85 ERA and 78 Ks over 49.2 IP ... Tossed two no-hitters over dominant final season ... Performed well as two-way player at Eastview, hitting .328 with nine RBI in 21 games played and posting a 1-1 record with a 2.84 ERA and 26 Ks in 24.2 IP on the mound.

PERSONAL

Born on July 11, 2000 ... Born and raised in Apple Valley, Minn. ... Father – Kevin, Mother – Caroline ... Sister – Caitlin ... Chose Mizzou over Minnesota and Saint Louis ... Undeclared major at the University of Missouri.

CAREER STATISTICS

Yr.	GP-GS	W-L	ERA	IP	SV	BB	K	BAA
2019	12-4	4-0	3.09	32.0	0	11	38	.231
Total	12-4	4-0	3.09	32.0	0	11	38	.231

2019 SEASON

Appeared in 22 total games (eight starts) in first-year campaign at Mizzou ... All eight starts came at first base ... Tigers' top offensive option off the bench, leading the team with 13 pinch hits ... Received final start vs. Missouri State (April 23), tallying first career double and two RBI ... Made splash as pinch hitter at Missouri State (April 16), launching a two-run home run ... Earned first career Southeastern Conference start at No. 11 Texas A&M (March 29), producing early two-run home run for first collegiate blast ... Recorded first career at bat, hit and RBI as pinch hitter at Florida A&M (Feb. 19).

HIGH SCHOOL

2018 Perfect Game Central Region Preseason All-American ... 2017 Perfect Game Preseason Underclass All-American ... Perfect Game tabbed him as Class of 2018 top 15 prospect in Ohio, second amongst state third basemen ... Class of 2018 top 450 recruit nationally overall by Perfect Game ... Standout three-year varsity career at Archbishop Moeller High School, hitting .335 with 41 runs scored, 11 doubles, three triples, four home runs and 52 RBI ... Strong 2018 senior campaign, hitting .367 with 20 runs scored, six doubles, one triple, one home run and 28 RBI in 32 games played ... Posted strong .950-plus OPS in junior (.953) and senior (.986) seasons ... Also a threat on the basepaths over varsity career, tallying 19 stolen bases.

PERSONAL

Born on July 14, 1999 ... Born in Huntington, W. Va., and raised in Cincinnati, Ohio ... Father – Britt, Mother – Ashley ... Brother – Blake ... Chose Mizzou over Louisville, Indiana, West Virginia, Ohio, Xavier and Kent State ... Undeclared major at the University of Missouri.

CAREER STATISTICS

Yr.	GP-GS	AVG	AB	H	R	2B	3B	HR	RBI	SB	OBP	SLG
2019	22-8	.195	41	8	2	1	0	2	9	0	.227	.366
Total	22-8	.195	41	8	2	1	0	2	9	0	.227	.366

**27 • ANDREW VAIL****Left-Handed Pitcher****So. • 6-1 • 165****Woodstown, N.J.****Maryland****2019 SEASON (MARYLAND)**

One of the Terrapins' top bullpen arms in first-year campaign, accumulating a 2-1 record with one save, 2.70 ERA and 25 strikeouts over 20.0 innings pitched ... 21 total appearances out of the bullpen ranked fourth-most on the team ... Limited opposition to .186 average ... Produced scoreless outings in 16 of 21 total appearances ... Season-high four strikeouts in back to back appearances at Villanova (May 1) and vs. Michigan (May 5) ... Made collegiate debut with 0.2 shutout frames at Coastal Carolina (Feb. 16).

HIGH SCHOOL

Recognized as top 500 overall recruit in nation (No. 46 left-handed pitcher) per Perfect Game ... Ranked No. 9 Class of 2018 overall recruit (No. 1 left-handed pitcher) in New Jersey ... 2018 Perfect Game Preseason first-team Northeast All-Region All-American ... Went 7-2 with 2.42 ERA and 72 strikeouts over 37.2 innings pitched in 2018 senior season ... Helped guide Gloucester Catholic High School to back to back state championships.

PERSONAL

Born on Aug. 12, 2000, in Washington Township, N.J. ... Father - Chapman, Mother - Beverly ... Sister - Julia ... Undeclared major at the University of Missouri.

CAREER STATISTICS

Yr.	GP-GS	W-L	ERA	IP	SV	BB	K	BAA
2019	21-0	2-1	2.70	20.0	1	13	25	.186
Total	21-0	2-1	2.70	20.0	1	13	25	.186

**28 • GARRISON BENNETT****Catcher****Fr. • 5-8 • 162****Green Oaks, Ill.****Libertyville HS****HIGH SCHOOL**

Recognized as top 500 overall recruit in nation per Perfect Game ... Rated No. 84 overall (No. 9 catcher) in Illinois according to Perfect Game ... 2019 Perfect Game Preseason Central Region Honorable Mention All-American ... In 2019 senior campaign at Libertyville High School, hit .280 with five runs scored, three doubles, one triple, one home run and 17 RBI ... Produced flawless 1.000 fielding percentage behind the dish, posting 143 putouts and 16 assists.

PERSONAL

Born on Sept. 14, 2000, in Lake Forest, Ill. ... Father - Gary, Mother - Ruby ... Brother - Gavin, Sister - Julia ... Chose Mizzou over Penn ... Currently pursuing mechanical engineering major at the University of Missouri.

**8 • SETH HALVORSEN****Right-Handed Pitcher / Infielder****RS-Fr. • 6-2 • 215****North Plymouth, Minn.****Heritage Christian Academy**

- 2018 MLB Draft 30th Round (904th overall) selection by the Minnesota Twins

2019 SEASON

Took NCAA medical redshirt in first-year campaign at Mizzou ... Before being shut down for the season, appeared in four games on the bump, accumulating a 3.38 ERA over 5.1 innings pitched with two strikeouts.

HIGH SCHOOL

2018 Gatorade Minnesota Player of the Year ... 2018 Prep Baseball Report Minnesota Player of the Year ... 2018 Rawlings/Perfect Game first-team All-American ... Two-way star in 2018 senior campaign, hitting .405 with 37 runs scored, 10 doubles, 21 RBI and 29 stolen bases, while going 7-1 with a 0.94 ERA and 117 Ks on the mound.

PERSONAL

Born on Feb. 18, 2000 ... Born in Chicago, Ill., Father - Brent, Mother - Lisa ... Sisters - Mariah and Ainsley. Chose Mizzou over North Carolina.

**12 • BLAKE JACKSON**

Outfielder
Fr. • 5-10 • 205
Coppell, Texas
Coppell HS

HIGH SCHOOL

Recognized as top 500 overall recruit in nation (No. 183 outfielder) per Perfect Game ... Ranked No. 93 Class of 2019 overall recruit (No. 22 outfielder) in Texas ... 2019 first-team all-district ... 2019 Perfect Game Preseason second-team Texas-Region All-American ... 2018 Perfect Game Preseason High Honorable Mention Underclass All-American ... 2017 Perfect Game Preseason Honorable Mention Underclass All-American.

PERSONAL

Born on July 20, 2000, in Aurora, Colo. ... Father - Michael, Mother - Ann ... Brothers - Chase and Brennen ... Chose Mizzou over Illinois State, New Mexico and Arkansas-Little Rock ... Undeclared major at the University of Missouri.

**26 • BRET MADREN**

Catcher
Fr. • 6-3 • 219
Sandy Springs, Ga.
St. Francis HS

HIGH SCHOOL

Ranked among top 500 Class of 2019 recruits in the nation per Perfect Game ... Slotted as No. 81 overall catcher prospect in the country ... 2019 Perfect Game Preseason Southeast Region honorable mention All-American ... Competed at 2018 Perfect Game National Showcase and 2017 Junior National Showcase ... Recorded top catcher velocity (89 MPH) at 2018 Perfect Game Showcase ... Outstanding four-year varsity career at St. Francis High School, hitting .321 with 53 runs scored, 22 doubles, four triples, three home runs, 58 RBI, 15 stolen bases and .965 OPS.

PERSONAL

Born on June 12, 2000, in Atlanta, Ga. ... Father - Ken, Mother - Lea ... Brothers - Chip and Jack ... Chose Mizzou over Georgia and West Virginia ... Undeclared major at the University of Missouri.

**16 • LUKE MANN**

Infielder / Right-Handed Pitcher
RS-Fr. • 6-2 • 200
St. Louis, Mo.
Vianney HS

2019 SEASON

Received NCAA medical redshirt after being shut down for season following injury in mid-March ... Dual threat for Mizzou before injury, hitting .250 with three doubles, two home runs and eight RBI at the plate, while posting 1.50 ERA and nine strikeouts over 6.0 innings pitched on the mound.

HIGH SCHOOL

2018 Gatorade Missouri Player of the Year ... 2018 USA Today second-team All-American ... 2018 St. Louis Post Dispatch Player of the Year ... 2018 Metro Catholic Conference Player and Pitcher of the Year ... Incredible 2018 senior campaign at Vianney High School, hitting .513 with 12 home runs and 61 RBI and going 10-0 with a 1.09 ERA and 102 Ks in 70.1 IP on the mound.

PERSONAL

Born on April 13, 2000 ... Born and raised in St. Louis, Mo. ... Father - Tom Mann, Mother - Rose Fogarty, Sister - Lexei ... Chose Mizzou over Missouri State, Saint Louis and Oklahoma State.

**51 • BRENNER MALONEY**

Left-Handed Pitcher
Fr. • 6-0 • 198
Liberty, Mo.
Liberty North HS

HIGH SCHOOL

2019 Missouri Class 5 honorable mention (DH/Utility) all-state ... Two-way threat for Liberty North High School, hitting .400 with 13 runs scored, four doubles, one home run, 17 RBI, .526 on-base percentage, .556 slugging percentage and 1.082 OPS at the plate, while going 4-0 with a 2.26 ERA and 38 strikeouts over 21.2 innings pitched on the bump ... Produced all-state honors in 2019 senior campaign despite missing half the season due to injury.

PERSONAL


Born on Oct. 6, 2000, in Kansas City, Mo. ... Father - BJ, Mother - Missy ... Brother - Cade, Sister - Teagan ... Chose Mizzou over Wichita State and Arkansas-Little Rock ... Currently pursuing Pre-Health Professions major at the University of Missouri.

**46 • ZACH MCMANUS****Right-Handed Pitcher****Fr. • 6-1 • 205****Woodstock, Ga.****Woodstock HS****HIGH SCHOOL**

Recognized as top 500 overall recruit in nation (No. 204 right-handed pitcher) per Perfect Game ... Ranked No. 70 Class of 2019 overall recruit (No. 27 right-handed pitcher) in Georgia ... 2019 Perfect Game Preseason Southeast Region honorable mention All-American ... 2018 Perfect Game Preseason High honorable mention Underclassmen All-American ... 2017 Perfect Game Preseason Honorable Mention Underclassmen All-American.

PERSONAL

Born on Aug. 9, 2000, in Atlanta, Ga. ... Father - Casey, Mother - Bonnie, Step-Father - Dennis ... Brother - Jordan ... Chose Mizzou over Southern California and Georgia State ... Currently pursuing Parks, Recreation and Sport major (emphasis in Sport Management) at the University of Missouri.

**24 • DALTON MCNAMARA****Infielder****Fr. • 5-10 • 168****Line Lakes, Minn.****Centennial Senior HS****HIGH SCHOOL**

Recognized as top 500 overall recruit in nation (No. 253 shortstop) per Perfect Game ... Ranked No. 10 Class of 2019 overall recruit (No. 2 shortstop) in Minnesota ... 2019 Perfect Game Preseason Central Region honorable mention All-American ... 2018 Perfect Game Preseason high honorable mention Underclassmen All-American ... Ended prep career with .316 average in 2019 senior campaign ... Exploded in 2018 junior season, hitting .578 with 24 runs scored, six doubles, two triples, one home run and 16 RBI.

PERSONAL

Born on Jan. 21, 2000, in Lino Lakes, Minn. ... Father - Steve, Mother - Laurie ... Brother - Hunter ... Chose Mizzou over Tennessee ... Currently pursuing Parks, Recreation and Sport major (emphasis in Sport Management) at the University of Missouri.

**35 • SPENCER MILES****Right-Handed Pitcher****Fr. • 6-2 • 158****Columbia, Mo.****Rock Bridge HS****HIGH SCHOOL**

Late bloomer as pitching prospect, first starring as hitter at Rock Bridge High School ... In 2019 senior campaign (eight games), hit .429 with five runs scored, one triple and four RBI ... Helped guide Rock Bridge to program-record 29 wins in 2019 season and trip to Missouri state quarterfinals ... In quarterfinals matchup, earned starting nod on the bump and allowed 1 ER over 7.0 innings pitched ... In Class 5 District 8 championship game, threw 6.2 innings while striking out nine.

PERSONAL

Born on July 26, 2000, in Columbia, Mo. ... Father - John, Mother - Heidi ... Brother - John, Sisters - Meredith and Ashley ... Brother was a pitcher at Mizzou from 2012-15 ... Chose Mizzou over Saint Louis ... Undeclared major at the University of Missouri.

**17 • BEN PEDERSEN****Right-Handed Pitcher****Fr. • 6-6 • 227****Duluth, Minn.****Duluth Marshall HS**

- 2019 MLB Draft 38th Round (1,128th overall) selection by the Baltimore Orioles

HIGH SCHOOL

Recognized as top 500 overall recruit in nation (No. 223 right-handed pitcher) per Perfect Game ... Ranked No. 6 Class of 2019 overall recruit (No. 3 right-handed pitcher) in Minnesota ... 2019 Duluth News Tribune All-Area Player of the Year ... Two-way threat for Duluth Marshall High School in 2019 senior campaign, going 11-0 with 1.34 ERA and 100 strikeouts over 62.2 innings pitched, while accumulating a .514 average with eight doubles and 18 RBI at the plate ... 2018 Duluth News Tribune All-Area Player of the Year ... Went 18-1 with 0.45 ERA in 2018 junior campaign.

PERSONAL

Born on Dec. 10, 2000, in Everett, Wash. ... Father - Bill, Mother - Cari ... Brother - Tyler ... Chose Mizzou over Wake Forest, Minnesota, Iowa and Southern Mississippi ... Currently pursuing Nutrition and Exercise Physiology major at the University of Missouri.



44 • KYLE POTTHOFF
Right-Handed Pitcher
Fr. • 6-5 • 190
Chesterfield, Mo.
Marquette HS

HIGH SCHOOL

Recognized as top 500 overall recruit in nation (No. 287 right-handed pitcher) per Perfect Game ... Ranked No. 17 Class of 2019 overall recruit (No. 5 right-handed pitcher) in Missouri per Perfect Game ... 2019 Perfect Game Preseason second-team Central All-Region All-American ... Earned invite to 2018 Perfect Game Fall Top Prospect National Showcase ... 2019 Missouri first-team all-metro ... 2019 Missouri Class 5 academic all-state ... In 2019 senior campaign, went 8-1 with 1.96 ERA and 50 strikeouts over 39.1 innings pitched ... Helped guide Marquette High School to first-ever Missouri Class 5 championship game.

PERSONAL

Born on Nov. 22, 2000, in Laguna Hills, Calif. ... Grew up in Chesterfield, Mo. ... Father - Michael, Mother - Patti ... Father played both collegiate baseball (1985-89) and basketball (1984-87) at Mizzou ... Brothers - Tyler, Dylan and Ryan ... Currently pursuing Business major (minor in Spanish) at the University of Missouri ... Spent one semester at Rutgers before transferring to Mizzou.



25 • ERIC RINZEL
Catcher
Fr. • 6-2 • 194
Chanhassen, Minn.
Holy Family Catholic HS

HIGH SCHOOL

Recognized as top 500 overall recruit in nation (No. 60 catcher) per Perfect Game ... Ranked No. 5 Class of 2019 overall recruit (No. 1 catcher) in Minnesota ... 2019 Perfect Game Preseason second-team Central All-Region All-American ... Over four-year varsity career at Holy Family Catholic High School, hit .361 with 49 runs scored, 19 doubles, two triples, seven home runs, 21 stolen bases, .460 on-base percentage, .601 slugging percentage and 1.061 OPS ... In 2019 campaign, hit .444 with 15 runs scored, five doubles, one home run, 12 RBI and eight stolen bases ... Exploded in 2018 junior season, hitting .529 with 15 runs scored, six doubles, one triple, four home runs, six stolen bases and 1.709 OPS.

PERSONAL

Born on June 22, 2000, in Edina, Minn. ... Father - Pete, Mother - Trisha ... Sister - Olivia, Brothers - Sam and Jack ... Chose Mizzou over Vanderbilt, Michigan State and Xavier ... Currently pursuing Parks, Recreation and Sport major (emphasis in Sport Management) at the University of Missouri.



49 • STEVEN SANCHEZ
Left-Handed Pitcher
RS-Fr. • 6-5 • 232
Mundelein, Ill.
Arkansas

2019 SEASON (ARKANSAS)

Took NCAA redshirt in lone season at Arkansas.

HIGH SCHOOL

Recognized as top 500 overall recruit in nation (No. 79 left-handed pitcher) per Perfect Game ... Ranked No. 27 Class of 2018 overall recruit (No. 7 left-handed pitcher) in Illinois ... 2018 Perfect Game Preseason honorable mention Central Region All-American ... Made nine appearances in 2018 senior campaign at Mundelein High School, going 5-2 with 2.65 ERA and 61 strikeouts over 37.0 innings pitched ... In 2017 junior season, went 4-1 with 0.72 ERA and 29 strikeouts over 29.1 innings pitched.

PERSONAL

Born on Jan. 3, 2000, in the Dominican Republic ... Father - William, Mother - Ingrid ... Brother - Wilmer, Sister - Jatna ... Undeclared major at the University of Missouri.



6 • ART SCHOENSTADT
Infielder
Fr. • 5-7 • 168
Sammamish, Wa.
Eastside Catholic HS

HIGH SCHOOL

Recognized as top 500 overall recruit in nation (No. 358 shortstop) per Perfect Game ... Ranked No. 35 Class of 2019 overall recruit (No. 8 shortstop) in Washington ... 2019 Washington first-team all-state, first-team all-metro ... In 2019 senior campaign at Eastside Catholic High School, hit .324 with 21 runs scored, three doubles, two triples, six home runs, 25 RBI and 1.120 OPS ... His six home runs ranked top 5 across all Washington high school baseball classifications ... In 2018 junior season, produced 16 runs scored, five doubles, one triple, one home run, 18 RBI and four stolen bases.

PERSONAL

Born on Jan. 10, 2001, in Bellevue, Wa. ... Father - Art, Mother - Julie ... Sisters - Ashley and Alexandra ... Chose Mizzou over Pepperdine ... Undeclared major at the University of Missouri.



29 • SHANE WILHELM

Right-Handed Pitcher

Fr. • 5-10 • 190

Columbia, Ill.

Columbia HS

HIGH SCHOOL

2019 Prep Baseball Report third-team all-state ... Recognized as top 500 overall recruit in nation (No. 339 right-handed pitcher) per Perfect Game ... Ranked No. 47 Class of 2019 overall recruit (No. 17 right-handed pitcher) in Illinois ... 2019 Perfect Game Preseason honorable mention Central Region All-American ... 2018 Perfect Game Preseason high honorable mention Underclassmen All-American ... In 2019 senior season, went 6-2 with 1.14 ERA and 95 strikeouts over 61.1 innings pitched ... Two-way threat for Columbia High School over three-year varsity career, hitting .398 with 48 runs scored, four triples, four home runs, 15 stolen bases and 1.162 OPS.

PERSONAL

Born on Nov. 16, 2000, in Columbia, Ill. ... Father - Kent, Mother - Lauren ... Brother - Brendan, Sister - Kaitlyn ... Chose Mizzou over Missouri State, Wake Forest, Kansas State and West Virginia ... Currently pursuing Biomedical Engineering major at the University of Missouri.



30 • TY WILMSMEYER

Right-Handed Pitcher/Infielder

Fr. • 6-1 • 185

Springfield, Mo.

Glendale HS

HIGH SCHOOL

Recognized as top 500 overall recruit in nation (No. 239 shortstop) per Perfect Game ... Ranked No. 22 Class of 2019 overall recruit (No. 6 shortstop) in Missouri ... 2019 Perfect Game Preseason honorable mention Central Region All-American ... 2019 Missouri Class 5 first-team all-state ... 2018 Missouri Class 5 second-team all-state ... Two-way threat for Glendale High School in 2019 senior season, going 7-1 with 1.09 ERA, 0.81 WHIP and 71 strikeouts over 51.1 innings pitched, while hitting .394 with 27 runs scored, nine doubles, three triples, six home runs, 23 RBI and 1.386 OPS at the plate.

PERSONAL

Born on June 17, 2000, in Springfield, Mo. ... Father - Brian, Mother - Tammy ... Brother - Cody ... Chose Mizzou over Drury and Missouri Southern ... Currently pursuing Natural Resource Science and Management major at the University of Missouri.



STEVE BIESER
HEAD COACH
Fourth Season
Saint Genevieve, Mo.
Southeast Missouri, '89

Mizzou Baseball head coach Steve Bieser enters his fourth season at the helm of the program. In his first three years in Mid-Missouri (2017-19), Bieser's 104 wins are the most-ever by any Mizzou Baseball coach in his first three campaigns (Gene McArtor: 91 wins (1974-76) // Tim Jamieson: 89 wins (1995-97)). Additionally, his 104 victories marked the winningest three-year stretch by the Tigers since 2008-10 (103 victories). Bieser has produced 39 wins in Southeastern Conference play since taking over the program, marking Mizzou's top three-year stretch in league play since joining its new conference in 2013. Additionally, it stands as the Tigers' top three-year conference record since 2007-09.

In three seasons thus far at Mizzou, Bieser has helped guide 16 players to the MLB Draft (five - 2019, six - 2018, five - 2017). In 2019, OF Kameron Misner (35th overall - Miami Marlins) and LHP TJ Sikkema (38th overall - New York Yankees) became Mizzou's eighth and ninth all-time first round selections. Misner became only the Tigers' second-ever position player to garner first round accolades, joining C Steve Patchin in 1971. Sikkema became the first Tiger hurler to be selected in the first round since RHP Tanner Houck did so in 2017. In 2018, LHP Michael Plassmeyer was selected in the fourth round (118th overall - Seattle Mariners), marking the program's third-highest drafted lefty hurler.

This past 2019 campaign, Mizzou produced five series victories in SEC play, including an impressive 4-1 mark at Taylor Stadium. Two of those series triumphs in Mid-Missouri occurred against nationally-ranked foes, highlighted by the program's first-ever series win versus LSU. The five SEC series victories were the most by a Mizzou squad since 2015.

The Tigers' high-powered pitching staff was their calling card a season ago, as their 3.24 ERA ranked fifth in the NCAA. Additionally, Mizzou's pitching staff ranked eighth in hits allowed / 9 IP (7.35), 15th in strikeouts / 9 IP (9.90) and 24th in WHIP (1.28). Overall, the Tigers' pitching staff reset the program's single-season record for strikeouts thrown (559) for the third consecutive year. Offensively, the Tigers were recognized by their fantastic team speed up-and-down the lineup. Mizzou finished with 101 stolen bases, setting a new program record. That total placed 23rd in the NCAA and second in the SEC.

Following a three-game SEC series sweep vs. South Carolina (April 26-28, 2019), Bieser earned his 100th career win at the helm of Mizzou. He produced victory No. 100 in his 161st game in Columbia, becoming the second-fastest head coach in program history to reach 100 wins. He trailed only John "Hi" Simmons, who produced win No. 100 in his 139th career game at Mizzou.

In 2018, the Tigers competed against some of the nation's top talent and recorded 14 wins versus top 50 RPI teams, ranking seventh-most in the NCAA. Mizzou tallied a trio of impressive SEC series triumphs, highlighted by taking two of three at Taylor Stadium against eventual College World Series qualifier, Mississippi State (March 23-25). The Tigers also took two of three versus NCAA Tournament qualifiers Auburn (March 30 - April 1) and Vanderbilt (April 19-21).

Bieser's 2017 inaugural campaign inherited a Tiger squad that went 26-30 (9-20 SEC) a season before. Bieser and his staff engineered one of college baseball's top turnarounds, winning 35-plus games for his fourth consecutive season, guiding Mizzou to a 36-23 campaign, including 14 wins in SEC play. The Tigers put together the school's second-longest winning streak ever, claiming 20 consecutive games during February and March. Mizzou leaped into the national rankings in all seven of the major media services, peaking at No. 5 in the country at one point.

After winning 36 games in 2017, marking his fourth consecutive season reaching that total, Bieser was one of just 13 Division I coaches to accomplish that feat over that time span, dating back to his time at Southeast Missouri. The 36 wins for Mizzou were its most since winning 39 in 2008 and made Bieser the winningest first-year coach in program history. While the offensive production was a key story during Mizzou's 20-game win streak early in the year, Bieser's pitching staff excelled during the second half as the Tigers made a run at an NCAA Regional berth. The Tigers finished with a 3.67 staff ERA, their lowest in a season since 2006 - a staff that featured future big leaguers Max Scherzer and Aaron Crow.

In all, five Mizzou players were drafted following the 2017 season, including first-rounder Houck, who was taken 24th overall, the highest-drafted Tiger since 2009. Houck was the program's seventh all-time first-round selection. Bieser also mentored Misner and Sikkema to Freshman All-America status. Sikkema earned a spot on the SEC All-Freshman team too.

Bieser was named Mizzou's 14th head coach and just the fourth since 1937 on June 30, 2016. Bieser came to Mizzou after an extremely successful career at Southeast Missouri, where he became the only coach ever to win three consecutive Ohio Valley Conference championships and guided the Redhawks to a 2016 NCAA Regional appearance, their first NCAA bid since 2002.

A two-time OVC Coach of the Year, Bieser won 35 or more games in each of his last three seasons at Southeast Missouri, a feat that had been accomplished just once before he took over the program in 2013. Bieser registered a .587 winning percentage in his time with the Redhawks, marking the best total among any coach in program history.

Bieser turned in a banner year in 2016, as he earned his 100th career victory and opened OVC play with a perfect 12-0 record, the best start in program history. The season culminated in a regular season OVC championship, an OVC Tournament title and the school's first NCAA Regional since 2002, qualifying for the Starkville Regional at SEC champion Mississippi State.

Prior to serving as Southeast Missouri's head coach beginning in 2013, Bieser was the pitching coach for his alma mater from 2011-12 and he carried his prowess for developing hurlers into his head coaching tenure. His most notable pupil was LHP Joey Lucchesi, who became the only pitcher to ever win OVC Pitcher of the Year in back-to-back seasons. Lucchesi shattered the Southeast Missouri and Ohio Valley single-season strikeout records, while also consistently leading the nation in 2016 in the category. He became the first Southeast pitcher to win 10 games in 13 years. He was on the watch lists for the prestigious Golden Spike Award, as well as the College Baseball Hall of Fame's National Pitcher of the Year award.



Following the 2016 season, Lucchesi became the highest draft pick ever out of Southeast Missouri when he was selected in the fourth round (114th overall pick) by the San Diego Padres. He was one of two Redhawks drafted in 2016, marking the first time since 2012 that Southeast Missouri had multiple draft picks.

Aside from success on the field, academic success was a hallmark of Bieser's program at Southeast Missouri. He mentored three Academic All-Americans, 10 Academic All-District picks, one OVC Scholar-Athlete, six OVC Medal of Honor recipients and 48 OVC Commissioner's Honor Roll selections. The Redhawks had at least a 3.0 cumulative grade-point average in all four years under Bieser, grabbing one OVC Team Academic Award along the way.

After a successful playing career at Southeast Missouri, Bieser was drafted in the 32nd round of the 1989 MLB Draft by the Philadelphia Phillies. He played 13 years as a professional with nine of those years coming at Triple-A or higher. He made his Major League debut on April 1, 1997, with the New York Mets and played 60 career MLB games between the Mets and the Pittsburgh Pirates, compiling a .250 career average and a .351 career on-base percentage. Bieser made his Major League debut as a catcher, but his versatility led him to play a variety of positions over his career. He closed out his professional career with the Memphis Redbirds (St. Louis Cardinals Triple-A affiliate), where he guided the team to a Triple-A World Series in 2000. He played every position on the field during his professional career.

Bieser, a native of Saint Genevieve, went to Southeast Missouri after a very successful tenure as head coach at St. John Vianney High School in Kirkwood, Missouri. In seven seasons leading the Griffins, his team won two state championships in 2004 and 2006, as he compiled a career record of 137-51 (.729).

Bieser and his wife, Diahann, have a son Cole and three daughters, Whitley, Briley and Carley.

Steve Bieser Coaching File

2017-present

- ♦ Head Coach at Mizzou

2013-16

- ♦ Head Coach at Southeast Missouri

2011-12

- ♦ Assistant Coach at Southeast Missouri

2004-10

- ♦ Head Coach at Vianney High School (St. Louis, Mo.)

Steve Bieser Playing File

*** 13 total seasons of professional baseball with nine being at Triple-A or higher**

1998

- ♦ Pittsburgh Pirates

1997

- ♦ MLB debut with New York Mets

1989

- ♦ Drafted in the 32nd round by the Philadelphia Phillies

1988-89

- ♦ Played collegiately at Southeast Missouri

BIESER HEAD COACHING HISTORY

Year	Team	W	L	T	W	L	T	Conf.	Notes
2013	Southeast Missouri	26	33		13	17		OVC	1 Freshman All-American
2014	Southeast Missouri	37	20		23	7		OVC	OVC Champions
2015	Southeast Missouri	36	23		22	8		OVC	OVC Champions
2016	Southeast Missouri	39	21		22	8		OVC	NCAA Regional
Totals (4 years)		138	97		80	40			
2017	Mizzou	36	23		14	16		SEC	20-game win streak
2018	Mizzou	34	22		12	18		SEC	14 wins over RPI top 50
2019	Mizzou	34	22	1	13	16	1	SEC	5 SEC series wins
Totals (3 years)		104	67	1	39	50	1		
Career Totals (7 years)		242	164	1	119	90	1		



TODD BUTLER
ASSISTANT COACH
First Season
Alexandria, La.
Oklahoma, '88

Mizzou Baseball added Todd Butler to its coaching staff on Aug. 5, 2019. Butler becomes the Tigers' newest assistant coach and will also serve as the program's recruiting coordinator.

Butler joined the Mizzou staff after a six-year (2013-19) run as the head coach at Wichita State. He has spent the past 27 years as either an assistant or head coach at the Division I level. Along with the Shockers, Butler has served on the staffs at McNeese State (1992-94, 2000-03), Alabama (1994-2000, 2003-05) and Arkansas (2005-13).

Across his long-tenured Division I coaching career, Butler's squads have produced five College World Series appearances, six NCAA Super Regional bids and 17 NCAA Regional trips. He has also coached 36 combined All-Americans and Freshman All-Americans, 171 players selected in the MLB Draft and 45 individuals who ultimately reached the Major Leagues.

In his six-year tenure in Wichita, Kan., Butler oversaw 28 MLB draftees and 11 combined All-American and Freshman All-American honorees. In 2018, Wichita State produced 11 MLB Draft picks, ranking as the second-highest total in the country. Five of those 11 draftees were chosen in the top 10 rounds.

Spanning across eight years as an associate head coach and recruiting coordinator at Arkansas, Butler and the Razorbacks reached the NCAA Tournament each season with three NCAA Super Regional bids (2009, '10, '12) and two trips to the College World Series (2009, '12). As the lead recruiting coordinator, Butler helped haul-in five, top 10 national recruiting classes, including the nation's No. 1 class in 1996, '97, '09 and '13.

Butler has spent a total of 17 seasons as an assistant and associate head coach in the Southeastern Conference. He had two stints over a combined eight years on the Alabama staff, aiding the Crimson Tide to four SEC Tournament championships, seven NCAA Regional appearances and three trips to the College World Series (1996, '97, '99). The 1997 Crimson Tide finished runner-up at that season's CWS.

Across his two stints in Tuscaloosa, Ala., Butler oversaw 22 All-Americans, nine Freshmen All-Americans and 17 All-SEC honorees. Butler hauled in five, top 10 recruiting classes, aiding Alabama to one of its top stretches on the field in program history.

Historically as a lead recruiter on his respective coaching staffs, Butler has brought in 11 freshmen classes ranked among the nation's top 11. In 1999, Alabama's incoming freshmen class was ranked fourth-best in the country and still stands as the program's all-time highest ranked class.

Butler began his long-tenured Division I coaching background at McNeese State as the head coach from 2000-03 and as an assistant coach from 1992-94. As the leader of the program in the early 2000's, he improved the Cowboys' win total each year, capped by a 2003 Southland Conference Tournament championship.

Prior to beginning his coaching career, Butler played collegiately for McNeese State (1985-86) and Oklahoma (1987-88). In his senior campaign with the Sooners, Butler earned third-team All-America honors while also being named to the All-Region and All-Big Eight Conference teams. He later signed a professional deal with the Cleveland Indians and played for one season.

Butler received his Bachelor of Arts in Liberal Studies from McNeese State. He is originally a native of Sulphur, La., and is married to his wife, Melissa. They have two daughters, Caitlyn and Kendyll.



FRED CORRAL
ASSISTANT COACH
Third Season
Ripon, Calif.
Sacramento State, '88

One of the nation's most experienced and sought-after pitching coaches, Fred Corral brings with him nearly a quarter century of coaching experience after a successful career in both college and professional baseball.

In 2019, Corral guided one of the NCAA and SEC's premier pitching staffs. The Tigers' collective 3.24 ERA ranked fifth in the NCAA, while their 7.35 hits allowed per 9 IP ranked eighth. Additionally, Mizzou's 9.90 strikeouts per 9 IP ranked 15th in the country and 1.28 WHIP placed 24th. For the third consecutive year, the Tigers' pitching staff reset the program's single-season record in strikeouts, punching out 559 total batters.

Corral mentored one of the nation's elite pitchers in 2019, as LHP TJ Sikkema's 1.32 ERA paced the SEC and ranked third in the NCAA. Additionally, the Tiger southpaw's 5.48 hits allowed per 9 IP ranked eighth in the country and 0.96 WHIP ranked 22nd. The Dewitt, Iowa, native was later drafted in the first round of the 2019 MLB Draft by the New York Yankees, becoming Mizzou's ninth all-time first round selection. Sikkema became the first Tiger hurler to be selected in the first round since RHP Tanner Houck did so in 2017.

In his first season in black and gold, the 2018 Mizzou staff ranked top 5 in the SEC with six shutouts (first), 2.84 K/BB (second), 3/31 BB/9 IP (third), 3.75 ERA (fourth), 9.4 K/9 IP (fourth) and 1.29 WHIP (fourth). It marked just the Tigers' seventh sub-3.75 team ERA since 1980. Following the season, five Tiger hurlers were selected in the 2018 MLB First-Year Player Draft, led by LHP Michael Plassmeyer (Seattle) in the fourth round (No. 118 overall). Plassmeyer was the third-highest drafty lefty in program history.

With 27 years of coaching experience across all levels of baseball, 11 of those years have come in the Southeastern Conference with three coming in professional baseball. He spent five seasons at fellow SEC East foe Georgia, coaching 12 pitchers to MLB Draft selections, including 2016 first-round pick Robert Tyler (38th overall to Colorado).

Before his time at Georgia, Corral helped Memphis to arguably its best four-year stretch on the mound in program history. His 2013 team posted a 3.05 staff ERA, the lowest by a Tigers team since 1976 while striking out more than 400 batters in three of four seasons, including a school-record 462 in 2010.

Corral's roots in the SEC run much deeper than his most recent time with Mizzou and Georgia. He coached at Tennessee in two different stints from 2003-04 and 2008-09. During Corral's first run in Knoxville, the Volunteers' pitching staff ranked among the SEC's best. His staffs posted consecutive sub-3.90 ERAs, and the Volunteers' 3.51 ERA in 2004 was the 13th-best in the nation.

Additionally, 86 former players under Corral's tutelage have signed professional baseball contracts in his 27 years of collegiate baseball coaching experience.

As a player, Corral was a first-team All-Pac-10 selection as a LHP at Cal in 1987. The Golden Bears' eighth 10-game winner, Corral set a school record for single-season win-loss percentage with a perfect 10-0 record as a junior in 1987. The southpaw added five saves and a 3.75 ERA in en-route to earning the team's Most Valuable Pitcher honor. Corral helped lead Cal to its fourth College World Series appearance in 1988. He finished his two-year Golden Bears career with a 13-5 mark, 4.50 ERA and six saves. Corral starred at San Joaquin Delta Junior College where he garnered All-Camino Notre Conference honors in 1985 and 1986 before transferring to Cal.

Corral is married to the former Cynthia Drost, of Ripon, Cal., and they have three children, Kaitlyn Joy (18), Justin Jerome (14) and Jordan Patrick (7). Also, they raised two nieces, Marisa (28) and Chelsea (25), and two nephews, Michael (30) and Robert (24).



BRETT PEEL
VOLUNTEER ASSISTANT COACH
Second Season
St. Charles, Mo.
Missouri, '15

Mizzou Baseball alum Brett Peel enters his second season on the Tiger coaching staff and first as a volunteer assistant coach. He served as a graduate assistant in 2019 and will continue to assist Head Coach Steve Bieser and the rest of the Mizzou staff during practices and gameday.

Peel competed in black and gold from 2014-15, appearing in 75 total games with 65 starts. In his 2015 senior campaign, he started 57 games at second base and led off in 46 of those contests. Peel recorded a team-high 40 runs, 15 RBI and reset his career-high in doubles with nine. He led the team in walks and runs scored, as his 40 runs were the most by a Tiger since Blake Brown posted 51 in 2012.

Peel was also a menace on the basepaths in 2015, pacing Mizzou and ranking fifth in the Southeastern Conference with 22 stolen bases. His 22 steals on the season ranked as the third-most in program history and the most by a Tiger since Torre Tyson stole 37 in 1998. Peel became just the seventh Tiger ever to steal 20 or more bases in a single season.

Prior to joining the Tigers, Peel hit .336 with a pair of home runs and 25 RBI for Jefferson College in 2013 and showed great speed on the base paths, stealing 21 bags and scoring 26 runs. In 2012, he played in 38 games overall and had an OBP of .408 while slugging .463 with seven doubles, two triples and a pair of home runs.



JAE FADDE
DIRECTOR OF OPERATIONS
Third Season
West Lafayette, Ind.
Purdue, '08

Jae Fadde is beginning his third season on the Mizzou Baseball staff and second as the program's Director of Baseball Operations. In his role, he oversees all administrative aspects of Tiger Baseball, including budget, team travel, game operations, alumni events and assisting the coaching staff with on-campus recruiting. Fadde also assists the efforts of the marketing and ticket offices and is the contact point for all communication between the program and the Dugout Club, former players and Tiger Scholarship Fund.

An eight-year SEC veteran and six-year SEC baseball veteran, Fadde joined Mizzou Baseball in a newly-created position in 2018, serving as the Director of Player Development. Mizzou Head Coach Steve Bieser added Fadde to his staff after a seven-year stint at Texas A&M working with both the football and baseball programs. In 2012, he was awarded the prestigious Texas A&M Athletic Directors Teammate Award for his work with both programs.

Originally from West Lafayette, Ind., Fadde is married to the former Lindsey Liddicoat. The couple have three children, Reagan, and twins Mason and McKenzie. His father, Peter, is the Chief Science Officer for GameSense Sports pitch recognition technology and sister, Elizabeth Monaghan, played softball for the University of Kentucky.



MATT RIDGWAY

ATHLETIC TRAINER

First Season
Mexico, Mo.
Missouri, '20



RYAN JOHNSON

STRENGTH & CONDITIONING

Second Season
Jackson, Mo.
Nebraska-Omaha, '06



ANDY OLDENBURG

STRATEGIC COMMUNICATIONS

Second Season
Manchester, Mo.
Missouri, '10



ALEX BARTON

BULLPEN CATCHER

Fifth Season
Jefferson City, Mo.
Missouri, '19



LUKE MOEHLE

BULLPEN CATCHER

Second Season
Kansas City, Mo.
Missouri, '22



JASON HAGERTY

STUDENT MANAGER

Second Season
St. Louis, Mo.
Miami (Fla.), '09



PAUL GOMEZ

STUDENT MANAGER

First Season
Orange, Calif.
Missouri, '19



CHASE HARMON

STUDENT MANAGER

Second Season
Wentzville, Mo.
Missouri, '22



Record: 34-22-1 Home: 21-6 Away: 11-12-1 Neutral: 2-4 Conference: 13-16-1

Player	avg	gp-gs	ab	r	h	2b	3b	hr	rbi	tb	slg%	bb	hp	so	gdp	ob%	sf	sh	sb-att	po	a	e	fld%
5 Tre Morris	.429	10-1	7	4	3	0	1	0	2	5	.714	3	0	2	0	.600	0	0	0-0	25	3	1	.966
7 Chris Cornelius	.326	55-55	227	36	74	12	0	7	41	107	.471	21	2	38	7	.385	2	0	4-7	66	135	9	.957
28 Tony Ortiz	.291	51-43	148	31	43	7	1	4	28	64	.432	22	9	43	1	.411	1	4	8-13	329	21	3	.992
40 Peter Zimmermann	.287	44-42	157	25	45	10	0	7	34	76	.484	20	6	36	2	.388	0	2	9-9	0	0	0	.000
30 Kameron Misner	.286	57-57	206	54	59	10	0	10	32	99	.481	54	4	58	1	.440	2	0	20-21	149	12	4	.976
20 Chad McDaniel	.286	55-54	203	32	58	8	1	4	37	80	.394	21	3	39	3	.355	4	1	16-22	491	46	8	.985
9 Mark Vierling	.285	50-48	165	28	47	10	2	0	26	61	.370	20	6	28	5	.378	2	5	7-9	66	102	2	.988
1 Josh Holt Jr.	.264	36-25	87	18	23	4	1	1	14	32	.368	9	9	28	0	.387	1	2	3-8	30	1	2	.939
16 Luke Mann	.250	15-14	44	16	11	3	0	2	8	20	.455	16	1	17	1	.459	0	0	0-0	2	5	0	1.000
3 Paul Gomez	.248	50-42	149	26	37	10	1	4	24	61	.409	18	6	42	3	.347	3	1	7-10	47	95	10	.934
2 Thomas Broyles	.246	28-15	65	14	16	3	0	1	7	22	.338	18	0	18	1	.410	0	1	6-7	29	0	0	1.000
8 Connor Brumfield	.231	43-28	108	19	25	3	1	2	17	36	.333	17	2	27	1	.344	1	0	6-8	53	3	1	.982
14 Alex Peterson	.200	36-21	80	17	16	3	0	1	7	22	.275	8	3	19	3	.290	2	1	5-5	21	5	0	1.000
26 Trevor Mallett	.200	13-4	20	4	4	0	0	1	4	7	.350	9	0	7	0	.448	0	0	0-0	34	2	0	1.000
10 Clayton Peterson	.198	49-33	131	23	26	2	0	1	12	31	.237	16	2	29	3	.291	2	3	5-5	70	3	1	.986
23 Austin James	.195	32-23	87	15	17	6	1	3	21	34	.391	12	3	31	0	.314	0	1	5-6	29	41	4	.946
13 Cameron Swanger	.195	22-8	41	2	8	1	0	2	9	15	.366	1	1	11	0	.227	1	0	0-0	61	2	2	.969
Totals	.266	57	1925	364	512	92	9	50	323	772	.401	285	57	473	31	.373	21	21	101-130	1525	550	53	.975
Opponents	.222	57	1868	233	415	78	8	23	201	578	.309	234	54	559	39	.324	12	21	37-55	1501	576	61	.971

LOB - Team (445), Opp (433). DPs turned - Team (42), Opp (37). TPs turned - Team (0), Opp (1). CI - Team (2), McDaniel 2, Opp (1). IBB - Team (14), Misner 9, McDaniel 2, Cornelius 1, Broyles 1, Vierling 1, Opp (3). Picked off - Ortiz 2, Misner 2, Cornelius 2, Zimmermann 1, McDaniel 1.

(All games Sorted by Earned run avg)

Player	era	w-l	app	gs	cg	sho	sv	ip	h	r	er	bb	so	2b	3b	hr	b/avg	wp	hp	bks	sfa	sha
17 TJ Sikkema	1.32	7-4	17	13	2	0/2	2	88.2	54	23	13	31	101	6	1	4	.175	6	10	1	2	5
35 Cameron Dulle	1.43	4-4	18	0	0	0/1	4	37.2	20	13	6	18	43	3	0	0	.150	5	0	0	2	1
16 Luke Mann	1.50	0-0	3	2	0	0/0	0	6.0	6	2	1	3	9	3	0	0	.261	0	0	0	0	0
32 Ian Bedell	1.56	3-1	18	1	0	0/1	5	40.1	28	11	7	12	36	5	1	2	.193	3	2	0	0	0
49 Jordan Gubelman	2.31	2-1	17	3	0	0/0	1	35.0	33	13	9	8	36	8	1	2	.258	3	1	0	1	2
12 Tyler LaPlante	2.38	1-1	8	8	0	0/0	0	45.1	35	19	12	8	34	6	1	2	.212	5	7	1	1	2
4 Tommy Springer	3.09	4-0	12	4	0	0/0	0	32.0	27	12	11	11	38	6	2	1	.231	2	3	0	1	0
6 Seth Halvorsen	3.38	0-0	4	0	0	0/0	0	5.1	1	2	2	6	2	0	0	0	.059	1	3	0	0	0
48 Trae Robertson	4.08	2-0	12	3	0	0/0	0	17.2	11	8	8	13	17	3	0	0	.175	2	4	0	0	0
11 Konnor Ash	4.19	2-2	23	2	0	0/2	0	53.2	44	25	25	30	63	8	1	6	.223	5	4	1	0	1
18 Art Joven	4.33	3-1	19	9	0	0/0	1	43.2	35	25	21	34	51	5	0	0	.217	7	5	3	1	3
21 Jacob Cantleberry	4.73	4-5	16	12	0	0/1	0	72.1	82	43	38	31	97	20	1	3	.289	5	8	3	2	6
47 Trey Dillard	6.92	1-2	14	0	0	0/2	1	13.0	13	11	10	7	19	3	0	1	.255	3	2	0	1	0
19 Luke Anderson	7.94	1-0	6	0	0	0/0	0	5.2	7	10	5	6	5	0	0	1	.333	2	3	0	1	0
39 Lukas Veinbergs	10.45	0-1	11	0	0	0/0	0	10.1	16	13	12	8	5	0	0	1	.348	6	1	1	0	1
42 Cameron Pferrer	16.20	0-0	4	0	0	0/0	0	1.2	3	3	3	8	3	2	0	0	.375	1	1	0	0	0
Totals	3.24	34-22	57	57	2	3/3	14	508.1	415	233	183	234	559	78	8	23	.222	56	54	10	12	21
Opponents	5.61	22-34	57	57	1	4/3	18	500.1	512	364	312	285	473	92	9	50	.266	78	57	16	21	21

PB - Team (19), McDaniel 18, Morris 1, Opp (8). Pickoffs - Team (5), Sikkema 2, Ash 1, Cantleberry 1, LaPlante 1, Opp (8). SBA/ATT - McDaniel (34-48), Cantleberry (9-12), Sikkema (7-10), LaPlante (6-7), Gubelman (1-5), Dulle (4-4), Joven (3-4), Ash (2-3), Springer (1-3), Mallett (2-2), Mann (1-2), Morris (1-2), Halvorsen (2-2), Anderson (0-1), Robertson (1-1), Bedell (0-1).



Record: 13-16-1 Home: 9-6 Away: 4-10-1 Conference: 13-16-1

Player	avg	gp-gs	ab	r	h	2b	3b	hr	rbi	tb	slg%	bb	hp	so	gdp	ob%	sf	sh	sb-att	po	a	e	fld%
20 Chad McDaniel	.298	30-29	114	14	34	4	0	2	18	44	.386	8	0	28	1	.341	1	1	7-12	265	30	4	.987
40 Peter Zimmermann	.274	30-30	117	15	32	7	0	5	21	54	.462	8	2	28	2	.331	0	1	7-7	0	0	0	.000
7 Chris Cornelius	.270	30-30	126	14	34	7	0	2	11	47	.373	6	1	27	4	.306	1	0	1-2	40	80	5	.960
3 Paul Gomez	.266	28-27	94	18	25	7	0	4	18	44	.468	8	5	31	1	.349	2	0	5-7	27	53	6	.930
28 Tony Ortiz	.263	28-23	80	9	21	3	1	1	6	29	.363	8	1	24	0	.333	1	2	3-6	186	6	2	.990
8 Connor Brumfield	.250	20-14	48	10	12	2	1	1	9	19	.396	9	2	10	0	.383	1	0	1-2	21	1	0	1.000
30 Kameron Misner	.222	30-30	108	17	24	4	0	2	10	34	.315	21	2	39	0	.353	2	0	8-8	86	8	4	.959
9 Mark Vierling	.218	25-25	87	9	19	2	0	0	4	21	.241	7	3	19	1	.299	0	2	0-1	24	50	0	1.000
14 Alex Peterson	.208	13-7	24	3	5	1	0	0	0	6	.250	1	0	9	0	.240	0	1	0-0	9	3	0	1.000
1 Josh Holt Jr.	.208	19-16	53	8	11	1	1	0	3	14	.264	6	6	21	0	.354	0	2	1-5	23	0	2	.920
2 Thomas Broyles	.200	12-8	35	6	7	1	0	1	5	11	.314	6	0	11	0	.317	0	0	3-4	23	0	0	1.000
16 Luke Mann	.167	3-3	12	0	2	1	0	0	1	3	.250	0	0	7	0	.167	0	0	0-0	1	1	0	1.000
10 Clayton Peterson	.164	24-17	61	6	10	1	0	0	3	11	.180	4	0	15	1	.212	1	3	2-2	34	3	0	1.000
23 Austin James	.130	11-6	23	1	3	1	0	0	2	4	.174	4	0	10	0	.259	0	1	2-2	14	9	2	.920
13 Cameron Swanger	.063	8-4	16	1	1	0	0	1	2	4	.250	0	0	5	0	.063	0	0	0-0	29	0	1	.967
26 Trevor Mallett	.000	2-1	4	0	0	0	0	0	0	0	.000	0	0	2	0	.000	0	0	0-0	7	0	0	1.000
Totals	.240	30	1002	131	240	42	3	19	113	345	.344	96	22	286	10	.317	9	13	40-58	799	298	28	.975
Opponents	.217	30	971	124	211	42	4	16	106	309	.318	108	23	278	22	.309	5	14	24-34	806	297	29	.974

LOB - Team (206), Opp (199). DPs turned - Team (24), Opp (13). TPs turned - Team (0), Opp (1). CI - Team (1), McDaniel 1, Opp (1). IBB - Team (6), Misner 3, McDaniel 2, Broyles 1, Opp (3). Picked off - Misner 2, Zimmermann 1, Cornelius 1.

(Conference games only Sorted by Earned run avg)

Player	era	w-l	app	gs	cg	sho	sv	ip	h	r	er	bb	so	2b	3b	hr	b/avg	wp	hp	bk	sfa	sha
19 Luke Anderson	0.00	0-0	1	0	0	0/0	0	2.0	1	0	0	0	3	0	0	0	.167	1	1	0	0	0
48 Trae Robertson	0.00	0-0	1	0	0	0/0	0	0.2	0	0	0	0	1	0	0	0	.000	0	0	0	0	0
4 Tommy Springer	0.00	0-0	1	0	0	0/0	0	0.1	0	0	0	1	0	0	0	0	.000	0	0	0	0	0
12 Tyler LaPlante	1.48	0-0	4	4	0	0/0	0	24.1	14	7	4	5	19	1	1	2	.169	2	3	1	0	2
17 TJ Sikkema	1.57	5-4	12	10	2	0/1	1	69.0	41	20	12	27	76	6	0	4	.172	6	8	1	1	4
35 Cameron Dulle	1.71	2-3	10	0	0	0/0	2	26.1	13	10	5	9	24	3	0	0	.143	1	0	0	2	1
32 Ian Bedell	1.75	3-0	10	1	0	0/0	3	25.2	19	8	5	10	25	3	1	0	.200	2	2	0	0	0
49 Jordan Gubelman	3.06	0-1	9	2	0	0/0	1	17.2	23	10	6	4	14	5	1	2	.333	2	0	0	0	2
11 Konnor Ash	4.11	0-2	12	1	0	0/1	0	35.0	27	16	16	16	40	4	0	6	.209	1	1	1	0	1
21 Jacob Cantleberry	5.36	2-4	11	9	0	0/0	0	48.2	56	34	29	21	63	17	1	2	.292	3	7	2	2	3
18 Art Joven	6.91	1-1	8	3	0	0/0	0	14.1	11	13	11	13	9	2	0	0	.216	2	1	1	0	1
47 Trey Dillard	20.25	0-1	2	0	0	0/1	0	1.1	3	3	3	1	3	1	0	0	.429	1	0	0	0	0
39 Lukas Veinbergs	27.00	0-0	1	0	0	0/0	0	1.0	3	3	3	1	1	0	0	0	.500	2	0	0	0	0
Totals	3.18	13-16	30	30	2	1/1	7	266.1	211	124	94	108	278	42	4	16	.217	23	23	6	5	14
Opponents	3.48	16-13	30	30	1	4/3	12	268.2	240	131	104	96	286	42	3	19	.240	29	22	6	9	13

PB - Team (8), McDaniel 8, Opp (1). Pickoffs - Team (2), Sikkema 1, Ash 1, Opp (4). SBA/ATT - McDaniel (23-31), Cantleberry (8-11), Sikkema (6-8), LaPlante (4-5), Dulle (4-4), Gubelman (0-3), Ash (2-2), Bedell (0-1), Mallett (1-1).



Date	Opponent	Score	Inns	Overall	Conference	Pitcher of record	Attend	Time
Feb 15, 2019	at North Florida	L 4-5	9	0-1-0	0-0-0	Bedell (L 0-1)	521	2:41
Feb 16, 2019	at North Florida	w 5-4	9	1-1-0	0-0-0	Ash (W 1-0)	621	2:58
Feb 17, 2019	at North Florida	L 2-4	9	1-2-0	0-0-0	Veinbergs (L 0-1)	449	2:43
Feb 19, 2019	at Florida A&M	w 5-3	9	2-2-0	0-0-0	Dulle (W 1-0)	186	3:39
Feb 21, 2019	vs Northeastern	L 3-4	9	2-3-0	0-0-0	Dulle (L 1-1)	103	3:11
Feb 22, 2019	vs Rhode Island	L 6-8	9	2-4-0	0-0-0	Dillard (L 0-1)	101	3:50
Feb 23, 2019	vs Rhode Island	w 12-4	9	3-4-0	0-0-0	Joven (W 1-0)	111	3:52
Feb 24, 2019	vs Rhode Island	w 7-0	9	4-4-0	0-0-0	Cantleberry (W 1-0)	151	3:00
Feb 26, 2019	ALABAMA A&M	w 13-5	9	5-4-0	0-0-0	Springer (W 1-0)	806	3:06
Mar 01, 2019	at Central Arkansas	w 4-0	9	6-4-0	0-0-0	Sikkema (W 1-0)	425	3:02
Mar 02, 2019	vs South Dakota State	L 3-6	9	6-5-0	0-0-0	LaPlante (L 0-1)	175	3:05
Mar 08, 2019	NORTHWESTERN	w 3-2	9	7-5-0	0-0-0	Sikkema (W 2-0)	717	2:55
Mar 09, 2019	NORTHWESTERN	w 16-11	9	8-5-0	0-0-0	Cantleberry (W 2-0)	753	3:37
Mar 10, 2019	NORTHWESTERN	w 9-4	9	9-5-0	0-0-0	LaPlante (W 1-1)	676	2:43
Mar 12, 2019	ARKANSAS STATE	w 16-1	9	10-5-0	0-0-0	Gubelman (W 1-0)	605	3:30
Mar 13, 2019	ARKANSAS STATE	w 14-4	7	11-5-0	0-0-0	Ash (W 2-0)	521	2:47
* Mar 15, 2019	at #10 Arkansas	L 0-2	9	11-6-0	0-1-0	Cantleberry (L 2-1)	8150	2:37
* Mar 16, 2019	at #10 Arkansas	L 3-4	9	11-7-0	0-2-0	Sikkema (L 2-1)	9521	2:39
* Mar 17, 2019	at #10 Arkansas	L 2-3	9	11-8-0	0-3-0	Dulle (L 1-2)	9281	2:28
Mar 19, 2019	MURRAY STATE	w 2-1	9	12-8-0	0-3-0	Gubelman (W 2-0)	710	2:33
Mar 20, 2019	MURRAY STATE	w 13-1	9	13-8-0	0-3-0	Robertson (W 1-0)	690	3:10
* Mar 22, 2019	#20 OLE MISS	w 2-1	9	14-8-0	1-3-0	Cantleberry (W 3-1)	1086	3:03
* Mar 23, 2019	#20 OLE MISS	L 0-3	9	14-9-0	1-4-0	Sikkema (L 2-2)	809	2:43
* Mar 24, 2019	#20 OLE MISS	w 8-5	9	15-9-0	2-4-0	Bedell (W 1-1)	880	3:20
Mar 26, 2019	at UTSA	w 12-11	(12)	16-9-0	2-4-0	Dillard (W 1-1)	391	5:11
Mar 27, 2019	at UIW	w 11-7	9	17-9-0	2-4-0	Joven (W 2-0)	270	4:01
* Mar 29, 2019	at #11 Texas A&M	L 3-7	9	17-10-0	2-5-0	Dulle (L 1-3)	6587	2:55
* Mar 30, 2019	at #11 Texas A&M	w 3-2	(15)	18-10-0	3-5-0	Bedell (W 2-1)	5533	4:46
* Mar 31, 2019	at #11 Texas A&M	T 2-2	(10)	18-10-1	3-5-1	None	5115	3:36
Apr 02, 2019	SLU	w 4-3	(10)	19-10-1	3-5-1	Dulle (W 2-3)	723	4:20
Apr 03, 2019	KANSAS STATE	w 17-2	9	20-10-1	3-5-1	Springer (W 2-0)	664	3:14
* Apr 05, 2019	KENTUCKY	L 2-4	9	20-11-1	3-6-1	Cantleberry (L 3-2)	905	3:25
* Apr 06, 2019	KENTUCKY	w 5-4	9	21-11-1	4-6-1	Dulle (W 3-3)	1627	2:59
* Apr 07, 2019	KENTUCKY	w 9-2	9	22-11-1	5-6-1	Sikkema (W 3-2)	1020	3:10
4/9/2019	at SIUE	w 10-3	9	23-11-1	5-6-1	Springer (W 3-0)	523	3:15
* Apr 12, 2019	#8 LSU	L 11-12	(10)	23-12-1	5-7-1	Gubelman (L 2-1)	1408	3:40
* Apr 13, 2019	#8 LSU	w 4-1	9	24-12-1	6-7-1	Sikkema (W 4-2)	1725	2:34
* Apr 14, 2019	#8 LSU	w 11-5	9	25-12-1	7-7-1	Joven (W 3-0)	1002	2:54
Apr 16, 2019	at Missouri State	w 14-6	9	26-12-1	7-7-1	Robertson (W 2-0)	2903	3:49
* Apr 18, 2019	at #5 Georgia	L 0-3	9	26-13-1	7-8-1	Cantleberry (L 3-3)	2553	2:30
* Apr 19, 2019	at #5 Georgia	L 2-5	9	26-14-1	7-9-1	Joven (L 3-1)	2962	3:23
* Apr 20, 2019	at #5 Georgia	L 2-4	9	26-15-1	7-10-1	Sikkema (L 4-3)	2860	2:58
Apr 23, 2019	MISSOURI STATE	w 6-2	9	27-15-1	7-10-1	Springer (W 4-0)	950	2:46
* Apr 26, 2019	SOUTH CAROLINA	w 5-2	9	28-15-1	8-10-1	Cantleberry (W 4-3)	1216	3:00
* Apr 27, 2019	SOUTH CAROLINA	w 11-0	9	29-15-1	9-10-1	Sikkema (W 5-3)	1345	3:16
* Apr 28, 2019	SOUTH CAROLINA	w 9-7	7	30-15-1	10-10-1	Dulle (W 4-3)	920	3:42
May 01, 2019	SEMO	w 21-6	9	31-15-1	10-10-1	Anderson (W 1-0)	814	3:24
* May 03, 2019	at #23 Tennessee	L 5-11	9	31-16-1	10-11-1	Ash (L 2-1)	2385	3:48
* May 04, 2019	at #23 Tennessee	w 6-2	9	32-16-1	11-11-1	Bedell (W 3-1)	1844	3:01
* May 05, 2019	at #23 Tennessee	w 10-8	9	33-16-1	12-11-1	Sikkema (W 6-3)	2243	3:38
* May 10, 2019	at #3 Vanderbilt	L 2-5	9	33-17-1	12-12-1	Cantleberry (L 4-4)	3626	2:46
* May 11, 2019	at #3 Vanderbilt	w 5-2	9	34-17-1	13-12-1	Sikkema (W 7-3)	3262	3:08
* May 12, 2019	at #3 Vanderbilt	L 2-7	9	34-18-1	13-13-1	Dillard (L 1-2)	3154	2:59
* May 16, 2019	FLORIDA	L 4-5	9	34-19-1	13-14-1	Ash (L 2-2)	2310	2:57
* May 17, 2019	FLORIDA	L 0-2	9	34-20-1	13-15-1	Sikkema (L 7-4)	3182	2:05
* May 18, 2019	FLORIDA	L 3-4	9	34-21-1	13-16-1	Dulle (L 4-4)	1675	3:02
May 21, 2019	vs Ole Miss	L 1-2	9	34-22-1	13-16-1	Cantleberry (L 4-5)	4135	2:56

* = Conference game

() extra inning game



Multiple Hit Games	2	3	4	5+	Total
7 Chris Cornelius	17	5	1	-	23
30 Kameron Misner	11	6	-	-	17
20 Chad McDaniel	13	2	1	-	16
9 Mark Vierling	11	2	-	-	13
28 Tony Ortiz	9	1	1	-	11
40 Peter Zimmermann	9	2	-	-	11
3 Paul Gomez	7	1	-	-	8
10 Clayton Peterson	5	-	-	-	5
1 Josh Holt Jr.	3	1	-	-	4
23 Austin James	2	2	-	-	4
2 Thomas Broyles	4	-	-	-	4
14 Alex Peterson	3	-	-	-	3
8 Connor Brumfield	2	1	-	-	3
16 Luke Mann	2	1	-	-	3
26 Trevor Mallett	1	-	-	-	1
TEAM	99	24	3	0	126

Multiple RBI Games	2	3	4	5+	Total
7 Chris Cornelius	7	2	2	-	11
40 Peter Zimmermann	8	2	-	-	10
20 Chad McDaniel	6	3	1	-	10
30 Kameron Misner	5	2	1	-	8
8 Connor Brumfield	3	1	1	-	5
3 Paul Gomez	3	1	1	-	5
9 Mark Vierling	2	1	2	-	5
28 Tony Ortiz	1	-	4	-	5
23 Austin James	2	-	-	2	4
1 Josh Holt Jr.	3	1	-	-	4
13 Cameron Swanger	3	-	-	-	3
2 Thomas Broyles	2	-	-	-	2
14 Alex Peterson	-	1	-	-	1
26 Trevor Mallett	1	-	-	-	1
10 Clayton Peterson	-	-	1	-	1
16 Luke Mann	1	-	-	-	1
TEAM	47	14	13	2	76

Hitting Streaks	Longest	Current
20 Chad McDaniel	13	-
7 Chris Cornelius	10	2
40 Peter Zimmermann	8	1
30 Kameron Misner	8	1
28 Tony Ortiz	7	-
9 Mark Vierling	5	2
1 Josh Holt Jr.	5	-
14 Alex Peterson	4	-
3 Paul Gomez	4	2
2 Thomas Broyles	4	1
8 Connor Brumfield	3	-
26 Trevor Mallett	3	-
10 Clayton Peterson	3	1
23 Austin James	3	1
13 Cameron Swanger	3	-
16 Luke Mann	3	-
5 Tre Morris	1	1

Reached Base Streaks	Longest	Current
40 Peter Zimmermann	21	1
7 Chris Cornelius	21	2
1 Josh Holt Jr.	19	-
9 Mark Vierling	17	2
30 Kameron Misner	16	2
20 Chad McDaniel	16	-
10 Clayton Peterson	15	1
3 Paul Gomez	11	4
16 Luke Mann	11	-
28 Tony Ortiz	10	-
23 Austin James	8	1
2 Thomas Broyles	8	1
8 Connor Brumfield	8	-
13 Cameron Swanger	5	-
26 Trevor Mallett	5	-
14 Alex Peterson	5	-
5 Tre Morris	2	1



SINGLE-GAME RECORDS

INDIVIDUAL BATTING/FIELDING

Most At Bats: 8

Chip Hale, 5/8/1971 vs. Oklahoma State
John Marquardt, 5/8/1982 vs. Kansas State

Most Runs Scored: 6

Jay Hankins, 5/19/1956 vs. Nebraska
Bill Mondrella, 2/28/1991 vs. Northern Iowa
Jacob Priday, 4/19/2008 vs. Texas

Most Hits: 6

Jay Hankins, 5/19/1956 vs. Nebraska
Jeff Terrell, 5/5/1995 vs. Iowa State

Most Doubles: 4

W.T. Hoover, 5/14/1999 vs. Bradley

Most Triples: 3

Ralph Hochgrebe, 5/11/1959 vs. Kansas State
Jim Estes, 4/28/1961 vs. Kansas State
J.R. Warner, 2/26/1999 vs. Notre Dame

Most Home Runs: 4

Jacob Priday, 4/19/2008 vs. Texas

Most Total Bases: 17

Jacob Priday, 4/19/2008 vs. Texas

Most Bases on Balls: 6

Bryan Seymour, 5/9/1997 vs. Arkansas State

Most Runs Batted In: 9

Jacob Priday, 4/19/2008 vs. Texas
Brian Sharp, 2/24/2018 vs. Northeastern

Most Stolen Bases: 4

Dick Dickinson, 4/19/1954 vs. Sedalia
Paul Stehr, 5/19/1956 vs. Nebraska
Conner Mach, 3/12/11 vs. LeMoyne

Most Sacrifices: 3

Bob Price, 4/20/1963 vs. Colorado

Most Putouts: 21

Cody Ehlers, 3/23/2004 vs. Wake Forest

Most Assists: 10

Torre Tyson, 5/1/1996 vs. Oklahoma
Ryan Stegall, 5/5/2001 vs. Eastern Kentucky

INDIVIDUAL PITCHING

Most Strikeouts: 20

Jack Stroud, 4/19/1963, vs. Colorado

No-Hitters:

Norm Stewart, 4/13/1956, vs. Arkansas
Ernie Nevers-Don Miller-Ralph Schultz,
4/10/1957, vs. Washington (Mo.)
Larry Bohannon, 4/7/1962, vs. Iowa State
Dennis Musgraves, 4/25/1964, vs. Kansas State
Steve Shockey, 4/19/1977, vs. Saint Louis
Craig Fitzpatrick, 3/8/1980, vs. Purdue
Dave Spreckels-Bob Baker, 3/15/1981, vs. Iowa
Jim Maddock, 5/3/1981, vs. Nebraska
Max Scherzer-Michael Cole, 4/1/2005, vs.
Texas Tech
Bryce Montes De Oca-Giovanni Lopez-
Nolan Gromacki, 3/2/2018 vs. UMBC

TEAM BATTING/FIELDING

Most At Bats: 62

5/8/1971 vs. Oklahoma State

Most Runs: 35

1902 vs. William Jewell

Most Hits: 26

2/25/2005 vs. Navy
4/19/2008 vs. Texas

Most Doubles: 10

3/28/1997 vs. Rockhurst

Most Triples: 6

4/11/1959 vs. Kansas State
3/15/1982 vs. South Dakota State
4/19/2003 vs. Baylor

Most Home Runs: 9

4/1/1998 vs. Nebraska

Most Total Bases: 52

4/19/2008 vs. Texas

Most Bases on Balls: 18

3/20/2005 vs. North Dakota State

Most Runs Batted In: 28

4/19/2008 vs. Texas

Most Stolen Bases: 10

5/19/1956 vs. Nebraska
3/21/2018 vs. Arkansas State

Most Sacrifices: 5

3/31/1956 vs. Oklahoma State
4/17/1970 vs. Oklahoma State
4/19/2003 vs. Baylor

Most Errors: 8

4/17/1954 vs. Oklahoma State
5/12/1961 vs. Colorado
4/6/1962 vs. Iowa State
3/27/16 vs. Vanderbilt

Most Putouts: 50

5/21/2013 vs. Mississippi State

Most Assists: 23

5/8/1971 vs. Oklahoma State
3/21/1987 vs. Mississippi
3/3/2018 vs. UMBC

Most Total Chances: 72

5/8/1971 vs. Oklahoma State

Longest Game: 16.2 innings

5/21/2013 vs. Mississippi State

SEASON RECORDS

INDIVIDUAL PITCHING

Most Games Started: 18

Chris Robertson, 1994
Danny Hill, 2004
Nathan Culp, 2006
Aaron Crow, 2007

Most Complete Games: 11

Tom Heckman, 1981

Most Shutouts: 5

Keith Weber, 1964

INDIVIDUAL MISCELLANEOUS

Most Strikeouts: 75

Aaron Jaworowski, 1997

Most Bases on Balls: 61

Mike Rogers, 1987
Chopper Littrell, 1993

Most Times Hit-By-Pitch: 25

Brock Bond, 2007

Most Sacrifices: 14

Connor Brumfield, 2018

Most Errors: 29

Tom Ciomber, 1985

Most Putouts: 572

Aaron Jaworowski, 1996

Most Assists: 194

Gary Arndt, 2006

Most Total Chances: 583

Zach Lavy, 2015

Longest Hitting Streak: 26 games

Grant Ingram, 1994
Shane Fairbanks, 1981

Highest Slugging %: .849

Dave Silvestri, 1988

Highest On-Base %: .610

Ray Uriarte, 1958

TEAM BATTING/FIELDING

Most At Bats: 2,180 - 2005**Most Runs: 573 - 1988****Most Hits: 659 - 1996****Most Doubles: 144 - 1996****Most Triples: 44 - 1976****Most Home Runs: 110 - 1998****Most Total Bases: 1,093 - 1986****Most Stolen Bases: 94 - 2011****Most Bases on Balls: 384 - 1996****Most Strikeouts: 559 - 2019****Highest Batting Average: .339 - 1986****Highest Slugging %: .572 - 1998****Highest On-Base%: .425 - 1986**



INDIVIDUAL

BATTING AVERAGE

1.	Dan Reilly	.471	1960
2.	Dan Rudanovich	.463	1965
3.	Phil Bradley	.457	1981
4.	Ralph Hochgrebe	.451	1959
5.	Bob Robben	.440	1965
6.	Dave Otto	.424	1985
7.	Tommy Nunn	.409	1970
8.	John Marquardt	.408	1983
9.	Mike Rogers	.407	1986
10.	Dave Silvestri	.406	1988

AT BATS

1.	Tim Clark	252	1988
2.	Aaron Jaworowski	249	1996
3.	Derek Chambers	247	2005
4.	Grant Ingram	246	1994
5.	Zane Taylor	244	2006
6.	Ryan Lollis	240	2009
	Ryan Fry	240	1997
8.	Ryan Fry	236	1996
9.	Ryan Lollis	235	2007
10.	Tom Ciombor	234	1987

HITS

1.	Ryan Fry	92	1996
2.	Jon Pittenger	91	1988
3.	David Sanderson	89	1994
	Dave Silvestri	89	1988
5.	Grant Ingram	88	1994
	Mike Rogers	88	1986
7.	Dave Silvestri	86	1987
	Joe Winkler	86	1991
9.	Jayce Tingler	85	2003
10.	Aaron Senne	84	2010
	Cody Ehlers	84	2004
	Marcus Adler	84	1986
	Phil Bradley	84	1981

DOUBLES

1.	Aaron Jaworowski	28	1996
2.	Bill Mondrella	26	1992
3.	Jon Pittenger	24	1988
4.	Aaron Senne	22	2010
	Ryan Stegall	22	2000
	Jeff Terrell	22	1997
7.	Aaron Wilson	21	1999
	Ryan Fry	21	1996
9.	Cody Ehlers	20	2004
	Nick Rallo	20	1986
	Greg Cypret	20	1977

TRIPLES

1.	Cary Eades	10	1982
2.	Scott Swift	9	1994
	Frank Shellenback	9	1976
4.	Tim Hawkins	8	1989
	Dave Silvestri	8	1988
	Zach Lavy	8	2016
7.	Mike Lally	7	1976
8.	Six players, last by		
	Brent Chamberlain	6	1994

HOME RUNS

1.	Ryan Fry	27	1998
2.	Griffin Moore	20	1998
3.	Dave Silvestri	21	1988
4.	Cody Ehlers	18	2004
	Griffin Moore	18	1997
6.	Mike Rogers	17	1986
7.	Aaron Senne	16	2010
	Jacob Priday	16	2008
	Mike Rogers	16	1987
	Marcus Adler	16	1986
	Dave Otto	16	1985

RUNS BATTED IN

1.	Aaron Jaworowski	101	1996
2.	Jon Pittenger	81	1988
3.	Dave Silvestri	79	1988
4.	Ryan Fry	78	1998
5.	James Boone	72	2005
	Griffin Moore	72	1997
7.	Cody Ehlers	71	2004
	Griffin Moore	71	1998
	Marcus Adler	71	1986
10.	Greg Folgias	70	2009
	Ryan Fry	70	1996

RUNS SCORED

1.	Dave Silvestri	89	1988
2.	Matt Nivens	85	1996
3.	Ryan Fry	83	1996
4.	Ryan Fry	77	1998
	Tim Clark	77	1988
	Phil Bradley	77	1981
7.	Jay White	74	1996
8.	Matt Nivens	69	1997
9.	Jayce Tingler	68	2003
10.	Marcus Adler	67	1986

EXTRA-BASE HITS

1.	Dave Silvestri	47	1988
2.	Ryan Fry	45	1998
3.	Aaron Jaworowski	43	1996
4.	Cody Ehlers	39	2004
5.	Aaron Senne	38	2010
6.	Mike Rogers	36	1986
	Bill Mondrella	36	1992
8.	Griffin Moore	35	1997
9.	Jon Pittenger	34	1988
	Zach Lavy	34	2016
	Marcus Adler	33	1986

TOTAL BASES

1.	Dave Silvestri	186	1988
2.	Ryan Fry	179	1998
3.	Griffin Moore	161	1998
4.	Cody Ehlers	160	2004
5.	Mike Rogers	159	1986
6.	Aaron Senne	154	2010
	Aaron Jaworowski	154	1996
8.	Griffin Moore	153	1997
9.	Marcus Adler	150	1986
10.	Mike Rogers	146	1987

SLUGGING PERCENTAGE

1.	Dave Silvestri	.849	1988
2.	Ryan Fry	.844	1998
3.	Bo Toft	.815	1958
4.	Jerry Schoonmaker	.813	1954
5.	Dave Otto	.782	1985
6.	Bob Robben	.747	1965
7.	Sonny Siebert	.746	1958
8.	Dan Rudanovich	.743	1965
9.	Griffin Moore	.739	1998
10.	Mike Rogers	.736	1986

STOLEN BASES

1.	Torre Tyson	37	1998
2.	Jim English	29	1979
3.	Jake Ring	25	2016
4.	Brett Peel	22	2015
5.	Tom Ciombor	21	1985
6.	Kameron Misner	20	2019
	Jayce Tingler	20	2001
	Torre Tyson	20	1997
	Blake Brown	20	2011
10.	Jayce Tingler	19	2003
	Dave Silvestri	19	1988

BASES ON BALLS

1.	Chopper Littrell	61	1993
	Mike Rogers	61	1987
3.	Bryan Seymour	60	1997
	Matt Nivens	60	1996
	Jon Pittenger	60	1989
6.	Dave Silvestri	58	1988
7.	Phil Bradley	56	1981
8.	Matt Nivens	55	1997
9.	Kameron Misner	54	2019
	Gary Greene	54	1994
	Chopper Littrell	54	1992

ON-BASE PERCENTAGE

1.	Ray Uriarte	.610	1958
2.	Phil Bradley	.582	1981
3.	Mike Rogers	.540	1987
4.	Dave Silvestri	.527	1988
5.	Bob Musgrave	.526	1954
6.	Jayce Tingler	.525	2003
7.	John Marquardt	.506	1983
8.	Dave Otto	.505	1985
9.	Matt Nivens	.502	1996
10.	Nick Rallo	.500	1986



INDIVIDUAL

APPEARANCES

1. Phil McCormick	36	2010
Phil McCormick	36	2011
3. Brad Buehler	35	2009
Mark Alexander	35	2004
5. Taylor Parker	34	2006
Jake Walsh	34	2012
7. Travis Wentte	32	2006
Scott Black	32	1988
Jeff Emens	32	2012
10. Ryan Gargano	31	2009
Dusty Ross	31	2012
Austin Tribby	31	2014
Austin Tribby	31	2015
Cole Bartlett	31	2016

INNINGS PITCHED

1. Nathan Culp	124.1	2006
2. Justin Stine	123.0	1997
3. John Dettmer	120.0	1991
4. Aaron Crow	117.2	2007
5. Justin Stine	116.0	1999
6. Chris Robertson	115.2	1994
7. Danny Hill	114.0	2004
Justin James	114.0	2003
9. Rob Zastryzny	109.0	2012
10. Aaron Crow	107.1	2008

EARNED RUN AVERAGE

1. Don Miller	0.46	1959
2. Keith Weber	0.50	1963
3. Dennis Musgraves	0.55	1964
4. Keith Weber	0.61	1964
5. Norm Stewart	0.62	1955

VICTORIES

1. Aaron Crow	13	2008
2. Kyle Gibson	11	2009
Nathan Culp	11	2006
Garrett Broshuis	11	2004
Ron Mathis	11	1979
Keith Weber	11	1964
7. Tom Heckman	10	1987
Tom Heckman	10	1980
Tom Heckman	10	1979
10. Kyle Gibson	9	2008
Aaron Crow	9	2007
Max Scherzer	9	2005
Nathan Culp	9	2005
Andy Shipman	9	2003
Justin Stine	9	1999
Jay Bell	9	1997
Justin Stine	9	1997
Jeremy Callier	9	1996
Jason Meyhoff	9	1993
John Dettmer	9	1991
Rob Pietroburgo	9	1978
Tom Bloemke	9	1977
Barry Koeneke	9	1974

STRIKEOUTS

1. Kyle Gibson	131	2009
Max Scherzer	131	2005
3. Aaron Crow	127	2008
John Dettmer	127	1991
5. John Dettmer	123	1992
6. Chris Robertson	116	1994
7. Jason Meyhoff	114	1993
8. Justin Stine	107	1999
9. Tanner Houck	106	2016
10. Michael Plassmeyer	103	2018

SAVES

1. Breckin Williams	13	2015
2. Ryan Stegall	12	2000
3. Mark Alexander	10	2004
4. Jeff Cornell	9	1978
Keaton Steele	9	2014
6. Jake Walsh	8	2012
7. Brad Buehler	8	2009
Bunky Moeller	8	1989
Scott Black	8	1988
Travis Wendte	8	2003
Phil McCormick	8	2011



INDIVIDUAL

BATTING AVERAGE

1. Jack Davis	.399	1955-1957
2. Mike Rogers	.385	1984-1987
3. Bo Toft	.381	1957-1958
4. Dave Silvestri	.379	1986-1988
5. David Sanderson	.369	1992-1994
6. Dave Otto	.366	1983-1985
7. Dan Reilly	.365	1960-1962
8. Jim Lumpe	.364	1979-1982
9. Phil Bradley	.362	1979-1981
10. Joe Winkler	.358	1990-1991

AT-BATS

1. Jacob Priday	886	2005-2008
2. Aaron Senne	870	2007-2010
3. Ryan Lollis	803	2006-2009
4. Ryan Fry	786	1995-1998
5. Jayce Tingler	784	2000-2003
6. Tom Ciombor	777	1984-1987
7. Brett Bond	770	2015-2018
8. Trey Harris	767	2015-2018
9. Zane Taylor	768	2003-2006
10. Gary Arndt	734	2004-2007

HITS

1. Aaron Senne	291	2007-2010
2. Jayce Tingler	274	2000-2003
3. Jacob Priday	269	2005-2008
4. Ryan Fry	265	1995-1985
5. Greg Cypret	253	1975-1978
6. Ryan Lollis	248	2006-2009
7. Dave Silvestri	248	1986-1988
8. Tom Ciombor	241	1984-1987
9. Shane Fairbanks	238	1980-1983
10. Zane Taylor	238	2003-2006

DOUBLES

1. Aaron Senne	69	2007-2010
2. Ryan Fry	56	1995-1998
3. Jacob Priday	55	2005-2008
4. Cody Ehlers	53	2001-2004
5. Ryan Lollis	51	2006-2009
6. Jay White	51	1993-1996
7. Shane Fairbanks	49	1980-1983
8. Jon Pittenger	48	1986-1989
9. Ryan Stegall	47	1999-2001
10. Aaron Jaworowski	46	1995-1997

TRIPLES

1. Scott Swift	18	1991-1994
2. Dave Silvestri	18	1986-1988
3. Mike Lally	14	1975-1978
4. Phil Bradley	13	1979-1981
5. Scott Collins	13	1979-1981
6. Zach Lavy	12	2014-2016
7. Tim Hawkins	11	1988-1989
8. Cary Eades	11	1980-1983
9. Mark Maurer	11	1978-1981
10. Tom Ellis	11	1972-1975

HOME RUNS

1. Jacob Priday	49	2005-2008
2. Mike Rogers	45	1984-1987
3. Aaron Senne	42	2007-2010
4. Ryan Fry	42	1995-1998
5. Griffin Moore	38	1997-1998
6. Cody Ehlers	37	2001-2004
7. Ryan Stegall	35	1999-2001
8. Dave Silvestri	35	1986-1988
9. Chris Wyrick	32	1990-1993
10. Tom Ciombor	29	1984-1987

RUNS BATTED IN

1. Jacob Priday	240	2005-2008
2. Ryan Fry	222	1995-1998
3. Aaron Senne	212	2007-2010
4. Cody Ehlers	190	2001-2004
5. Aaron Jaworowski	183	1995-1997
6. Greg Cypret	181	1975-1978
7. Jon Pittenger	171	1986-1989
8. Mike Rogers	171	1984-1987
9. Dave Silvestri	167	1986-1988
10. Trey Harris	156	2015-2018

RUNS SCORED

1. Jayce Tingler	226	2000-2003
2. Ryan Fry	223	1995-1998
3. Matt Nivens	211	1994-1997
4. Tom Ciombor	210	1984-1987
5. Dave Silvestri	206	1986-1988
6. Aaron Senne	191	2007-2010
7. Jacob Priday	187	2005-2008
8. Jon Pittenger	178	1986-1989
9. Jay White	170	1993-1996
10. Torre Tyson	168	1995-1998

EXTRA-BASE HITS

1. Aaron Senne	114	2007-2010
2. Jacob Priday	112	2005-2008
3. Ryan Fry	106	1995-1998
4. Dave Silvestri	96	1986-1988
5. Cody Ehlers	94	2001-2004
6. Ryan Stegall	91	1999-2001
7. Mike Rogers	89	1984-1987
8. Jay White	79	1993-1996
9. Aaron Jaworowski	77	1995-1997
10. Chris Wyrick	74	1990-1993

TOTAL BASES

1. Aaron Senne	492	2007-2010
2. Jacob Priday	487	2005-2007
3. Ryan Fry	463	1995-1998
4. Dave Silvestri	432	1986-1988
5. Mike Rogers	410	1984-1987
6. Tom Ciombor	374	1984-1987
7. Ryan Stegall	373	1999-2001
8. Greg Cypret	365	1975-1978
9. Jay White	345	1993-1996
10. Matt Nivens	343	1994-1997

SLUGGING PERCENTAGE

1. Mike Rogers	.695	1984-1987
2. Dave Silvestri	.660	1986-1988
3. Mark Thiel	.595	1974-1976
4. Ryan Fry	.589	1995-1998
5. Ryan Stegall	.577	1999-2001
6. Aaron Senne	.566	2007-2010
7. Tim Hawkins	.562	1988-1989
8. Darnel Hawkins	.557	1989-1990
9. Marcus Adler	.556	1983-1986
10. Jacob Priday	.550	2005-2008

STOLEN BASES

1. Torre Tyson	79	1995-1998
2. Jayce Tingler	66	2000-2003
3. Tom Ciombor	63	1984-1987
4. Jim English	63	1976-1979
5. Kameron Misner	50	2017-2019
6. Dave Silvestri	47	1986-1988
7. Ryan Lollis	39	2006-2009
8. Trey Harris	37	2015-2018
9. Jake Ring	36	2014-2016
10. Dick Dickinson	33	1952-1954

BASES ON BALLS

1. Jayce Tingler	168	2000-2003
2. Matt Nivens	164	1994-1997
3. Jon Pittenger	154	1986-1989
4. Aaron Senne	151	2007-2010
5. Torre Tyson	140	1995-1998
6. Phil Bradley	134	1979-1981
7. Jay White	133	1993-1996
8. Bryan Seymour	131	1994-1997
9. Mike Rogers	122	1984-1987
10. Curt Brown	122	1974-1978

ON-BASE PERCENTAGE

1. Chopper Littrell	.507	1992-1993
2. Phil Bradley	.499	1979-1981
3. Mike Rogers	.490	1984-1987
4. Jayce Tingler	.482	2000-2003
5. Dave Silvestri	.465	1986-1988
6. Joe Winkler	.462	1990-1991
7. Jon Pittenger	.456	1986-1989
8. Nick Rallo	.454	1983-1986
9. Brock Bond	.453	2006-2007
10. Brent Chamberlain	.450	1994-1995
11. Darnel Hawkins	.450	1989-1990



INDIVIDUAL

PITCHING APPEARANCES

1. Taylor Parker	108	2003-2006
Scott Black	108	1987-1990
3. Phil McCormick	106	2008-2011
4. Jeff Emens	103	2009-2012
5. Austin Tribby	91	2013-2016
6. Bunky Moeller	81	1988-1991
7. Travis Wendte	80	2002-2006
8. Justin Stine	78	1996-1999
9. Logan Dale	74	1998-2001
10. Scooter Hicks	72	2007-2009

VICTORIES

1. Tom Heckman	36	1978-1981
2. Kyle Gibson	28	2007-2009
Justin Stine	28	1996-1999
4. Norm Wagner	27	1931-1933
5. Kurt Moody	25	1979-1982
Rob Pietroburgo	25	1975-1978
7. Mike Munro	24	1989-1992
8. Aaron Crow	23	2006-2008
Jeremy Callier	23	1995-1998
John Dettmer	23	1989-1992
Ron Mathis	23	1977-1980

INNINGS PITCHED

1. Justin Stine	376.0	1996-1999
2. John Dettmer	332.0	1989-1992
3. Tom Heckman	323.2	1978-1981
4. Jeremy Callier	309.2	1995-1998
5. Chuck Fletcher	303.1	1988-1991
6. Aaron Crow	302.2	2006-2008
7. Tanner Houck	300.2	2015-2017
8. Chris Robertson	300.0	1991-1994
9. Nathan Culp	292.0	2004-2006
10. Mike Munro	290.1	1989-1992

STRIKEOUTS

1. John Dettmer	374	1989-1992
2. Kyle Gibson	304	2007-2009
3. Justin Stine	302	1996-1999
4. Tanner Houck	292	2015-2017
5. Aaron Crow	277	2006-2008
6. TJ Sikkema	258	2017-2019
7. Chris Robertson	257	1991-1994
8. Max Scherzer	232	2004-2006
9. Logan Dale	230	1998-2001
10. Rob Pietroburgo	228	1975-1978
Rob Zastryzny	228	2010-2013

EARNED RUN AVERAGE

1. Keith Weber	0.56	1962-1964
2. Don Miller	1.08	1957-1959
3. Ed Cook	1.77	1954-1956
4. Larry Bohannon	1.87	1961-1963

SAVES

1. Scott Black	19	1987-1990
2. Ryan Stegall	18	1999-2001
3. Travis Wendte	16	2002-2006
Breckin Williams	16	2013-2015
5. Scooter Hicks	14	2007-2009
Jeff Cornell	14	1976-1978
7. Taylor Parker	12	2004-2006
Mike Pfautsch	11	1978-1980
Keaton Steele	11	2013-2014
10. Mark Alexander	10	2002-2004
Ryan Jamison	10	1997-1999
Bunky Moeller	10	1988-1991



HITTING

BATTING AVERAGE

2019	Chris Cornelius	326
2018	Kameron Misner	360
2017	Nelson Mompierre	327
2016	Zach Lavy	332
2015	Ryan Howard	308
2014	Dylan Kelly	330
2013	Dane Opel	292
2012	Scott Sommerfeld	312
2011	Jonah Schmidt	317
2010	Aaron Senne	400
2009	Kyle Mach	335
2008	Aaron Senne	347
2007	Evan Frey	348
2006	Brock Bond	338
2005	James Boone	340
2004	Cody Ehlers	364
2003	Jayce Tingler	395
2002	W.T. Hoover	376
2001	Jayce Tingler	304
	Lee Laskowski	304
2000	Landon Brandes	372
1999	Aaron Wilson	373
1998	Ryan Fry	377
1997	Griffin Moore	348
1996	Ryan Fry	387
1995	Brian Jorgensen	330
1994	David Sanderson	390
1993	Steve Ball	375
1992	Chris Wyrick	348
1991	Joe Winkler	387
1990	Darnel Hawkins	368
1989	Tim Hawkins	372
1988	Dave Silvestri	406
1987	Mike Rogers	400
1986	Mike Rogers	407
1985	Dave Otto	424
1984	Rich Weisner	330
1983	John Marquardt	408
1982	Jim Lumpe	373
1981	Phil Bradley	457
1980	Lindy Duncan	365
1979	Tim Laudner	378
1978	Curt Brown	371
1977	John Kruse	349
1976	Jim Leavitt	386
1975	Greg Cypret	390
1974	Tom Ellis	364
1973	Charles Young	327
1972	Jack Bastable	339
1971	Jack Bastable	325
1970	Tommy Nunn	409
1969	Steve Patchin	391
1968	Bob McDaniel	324
1967	Gary Lear	370
1966	Jim Loving	346
1965	Dan Rudanovich	463
1964	Jim Sevcik	341
1963	Gary Woods	352
1962	Dan Reilly	364
1961	Mike Hunter	343
1960	Dan Reilly	471

AT BATS

2019	Chris Cornelius	227
2018	Trey Harris	215
2017	Brett Bond	215
2016	Zach Lavy	214
2015	Ryan Howard	224
2014	Kendall Keeton	206
2013	Dane Opel	185
2012	Eric Garcia	229
2011	Conner Mach	228
2010	Brett Nicholas	211
2009	Ryan Lollis	240
2008	Greg Folgias	225
2007	Ryan Lollis	235
2006	Zane Taylor	244
2005	Derek Chambers	247
2004	Cody Ehlers	231
2003	Cody Ehlers	228
2002	Jayce Tingler	214
2001	Ryan Stegall	214
2000	J.R. Warner	231
1999	Jake Epstein	213
1998	Torre Tyson	226
1997	Ryan Fry	240
1996	Aaron Jaworowski	249
1995	Jay White	185
1994	Grant Ingram	246
1993	Scott Swift	204
1992	Bill Mondrella	226
1991	Joe Winkler	222
1990	Joe Winkler	203
1989	Tim Hawkins	223
	Greg King	223
1988	Tim Clark	252
1987	Tom Ciombor	234
1986	Marcus Adler	218
1985	Tom Ciombor	228
1984	Russ Perkins	166
1983	Shane Fairbanks	137
1982	John Marquardt	216
1981	Scott Collins	220
1980	Lindy Duncan	211
1979	Jim English	185
1978	Greg Cypret	175
1977	Greg Cypret	174
1976	Greg Cypret	230
1975	Jeff Haferkamp	135
1974	Tom Ellis	143
1973	Mark Wendel	108
1972	Ron Dieckmann	116
1971	Jack Bastable	117
1970	Neil Sloman	94
1969	Kurt Boenker	95
1968	Del Bunk	96
1967	Del Bunk	109
1966	Bob Robben	78
1965	Bob Robben	91
1964	Jim Sevcik	126
1963	Bob Price	120
	Carroll McDannold	120
1962	Dan Reilly	99
1961	Ron Cox	86
1960	Ron Cox	86

HITS

2019	Chris Cornelius	74
2018	Trey Harris	68
2017	Brett Bond	66
2016	Zach Lavy	71
2015	Ryan Howard	69
2014	Dylan Kelly	59
2013	Dane Opel	54
2012	Blake Brown	68
2011	Jonah Schmidt	69
2010	Aaron Senne	84
2009	Kyle Mach	75
2008	Ryan Lollis	77
2007	Evan Frey	78
2006	Zane Taylor	79
2005	Derek Chambers	79
2004	Cody Ehlers	84
2003	Jayce Tingler	85
2002	Jody Roughton	74
	Jayce Tingler	74
2001	Ryan Stegall	64
2000	Ryan Stegall	79
1999	Aaron Wilson	79
1998	Griffin Moore	82
1997	Griffin Moore	80
1996	Ryan Fry	92
1995	Tom Buchman	55
	Jay White	55
1994	David Sanderson	89
1993	Chopper Littrell	67
1992	Bill Mondrella	78
1991	Joe Winkler	86
1990	Darnel Hawkins	70
1989	Tim Hawkins	83
1988	Jon Pittenger	91
1987	Dave Silvestri	86
1986	Mike Rogers	88
1985	Tom Ciombor	80
1984	Russ Perkins	53
1983	John Marquardt	53
1982	Shane Fairbanks	72
	John Marquardt	72
1981	Phil Bradley	84
1980	Lindy Duncan	77
1979	Tim Laudner	65
1978	Greg Cypret	64
1977	Greg Cypret	64
1976	Greg Cypret	79
1975	Greg Cypret	46
1974	Tom Ellis	52
1973	Charles Young	33
1972	Jack Bastable	39
1971	Jack Bastable	38
1970	Neil Sloman	30
1969	Steve Patchin	34
1968	Gary Brown	25
1967	Ray Thorpe	35
	Gene Stephenson	35
1966	Barry Lubeck	20
	Bob Robben	20
1965	Bob Robben	64
1964	Jim Sevcik	43
1963	Dave Harvey	42
1962	Dan Reilly	36
1961	Gene Orf	28
1960	Ron Cox	35

DOUBLES

2019	Chris Cornelius	12
2018	Kameron Misner	9
	Brian Sharp	9
	Alex Samples	9
2017	Brett Bond	13
	Robbie Glendinning	13
2016	Zach Lavy	18
2015	Jake Ring	15
2014	Dylan Kelly	13
2013	Josh Lester/Shane Segovia	9
2012	Blake Brown	15
2011	Jonah Schmidt	17
2010	Aaron Senne	22
2009	Ryan Lollis	17
2008	Greg Folgias	16
2007	Aaron Senne	17
2006	Hunter Mense	14
2005	Hunter Mense	17
2004	Cody Ehlers	20
2003	Cody Ehlers	15
2002	Jody Roughton	18
2001	Ryan Stegall	14
	Jon Williams	14
2000	Ryan Stegall	22
1999	Aaron Wilson	21
1998	Ryan Fry	18
	Mike Rallo	18
1997	Jeff Terrell	22
1996	Aaron Jaworowski	28
1995	Jay White	15
1994	David Sanderson	19
1993	Chopper Littrell	16
1992	Bill Mondrella	26
1991	Lee Rodriguez	14
1990	Joe Winkler	14
1989	Tim Hawkins	16
1988	Jon Pittenger	24
1987	Mike Rogers	14
1986	Nick Rallo	20
1985	Russ Perkins	17
	Marcus Adler	17
1984	Russ Perkins	14
1983	John Marquardt	16
1982	Shane Fairbanks	18
1981	Phil Bradley	17
1980	Mark Maurer	13
1979	Tim Laudner	19
1978	Curt Brown	15
1977	Greg Cypret	20
1976	Jim Leavitt	14
	Mark Thiel	14
1975	Jeff Haferkamp	10
1974	Doug Albercht	8
1973	Bob Dundee	8
1972	Terry Cole	7
1971	Jack Bastable	7
1970	Tommy Nunn	7
1969	Kurt Boenker	7
1968	Del Bunk	6
1967	Gene Stephenson	9
1966	Barry Lubeck	4
	Gene Stephenson	4
1965	Mike Strobe	7
1964	Dave Harvey	9
1963	Dave Harvey	11
1962	George Hulett	7
1961	Ron Cox	8
1960	Ron Cox	7



TRIPLES

2019	Mark Vierling	2
2018	Kameron Misner	3
2017	Connor Brumfield	3
	Chris Cornelius	3
2016	Zach Lavy	8
2015	Zach Lavy/Jake Ring	3
2014	Eric Anderson	3
2013	Dane Opel	4
2012	Blake Brown	2
	Dane Opel	2
	Eric Garcia	2
2011	Eric Garcia	3
	Blake Brown	3
2010	Michael Liberto	3
2009	Ryan Lollis	5
2008	Greg Folgia	4
2007	Evan Frey	5
2006	Hunter Mense	4
	Trevor Helms	4
2005	James Boone	5
2004	James Boone	4
2003	Ian Kinsler	4
2002	Jayce Tingler	4
2001	Wes Fewell	3
	Ryan Stegall	3
2000	Ryan Stegall	3
	Nick Wilfong	3
1999	J.R. Warner	3
	Ryan Stegall	3
1998	Griffin Moore	3
	Torre Tyson	3
1997	Torre Tyson	5
1996	Jay White	4
1995	Jeff Terrell	3
	Rob Fullerton	3
1994	Scott Swift	9
1993	Scott Swift	4
1992	Chopper Littrell	6
1991	Chris Wyrick	4
1990	Darnel Hawkins	6
1989	Tim Hawkins	8
1988	Dave Silvestri	8
1987	Jon Pittenger	5
1986	Dave Silvestri	6
1985	Marcus Adler	4
1984	Tom Ciombor	2
	Russ Perkins	2
1983	Fred Ambs	3
1982	Cary Eades	10
1981	Phil Bradley	5
	Scott Collins	5
1980	Three with	5
1979	Phil Bradley	5
1978	Tim Laudner	4
1977	Curt Brown	5
1976	Frank Shellenback	9
1975	Tom Ellis	4
1974	Tom Ellis	6
1973	Roger Dickhans	2
1972	Ron Dieckmann	3
	Doug Albrecht	3
1971	Jack Bastable	3
1970	Neil Sloman	2
1969	Four with	1
1968	Jim Loving	2
1967	Ray Thorpe	4
	Gene Stephenson	4
1966	Three with	1
1965	Bob Robben	5
1964	Jim Sevcik	4
1963	Gary Woods	3
1962	Gene McArtor	4
1961	Jim Estes	5
1960	Gene Orf	4
	Dan Reilly	4

HOME RUNS

2019	Kameron Misner	10
2018	Trey Harris	11
2017	Trey Harris	12
2016	Zach Lavy	8
2015	Josh Lester	7
2014	Eric Anderson/Dylan Kelly	3
2013	Keaton Steele	5
2012	Dane Opel	11
2011	Blake Brown	7
2010	Aaron Senne	16
2009	Greg Folgia	12
2008	Jacob Priday	16
2007	Jacob Priday	13
2006	Jacob Priday	11
2005	Jacob Priday	9
2004	Cody Ehlers	18
2003	Cody Ehlers	9
	Ryan Rallo	9
2002	Mick Weiss	10
2001	Ryan Stegall	15
2000	Landon Brandes	11
1999	Ryan Stegall	12
1998	Ryan Fry	27
1997	Griffin Moore	18
1996	Aaron Jaworowski	14
1995	Bryan Seymour	10
1994	Steve Ball	8
1993	Steve Ball	7
1992	Chris Wyrick	15
1991	Chris Wyrick	9
1990	Darnel Hawkins	11
1989	Greg King	8
1988	Dave Silvestri	21
1987	Mike Rogers	17
1986	Mike Rogers	17
1985	Dave Otto	16
1984	Nick Rallo	5
1983	Bill Hance	11
1982	Fred Ambs	7
1981	Phil Bradley	4
1980	Lindy Duncan	4
	Ric Hereth	4
1979	Tim Laudner	7
	Jim English	7
1978	Greg Cypret	6
1977	Mike Lally	7
1976	Mark Thiel	11
1975	Tom Ellis	4
1974	Mark Thiel	10
1973	Charles Young	5
1972	Tom McDermott	7
1971	Jack Bastable	5
1970	Neil Sloman	3
1969	Steve Patchin	5
1968	Three with	2
1967	Ray Thorpe	3
1966	Bob Robben	3
1965	Dan Rudanovich	5
	Ray Thorpe	5
1964	Three with	3
1963	Carroll McDannold	4
1962	Four with	4
1961	Mike Hunter	4
1960	Ron Cox	7

RUNS BATTED IN

2019	Chris Cornelius	41
2018	Trey Harris	50
2017	Trey Harris	48
2016	Zach Lavy	54
2015	Josh Lester	42
2014	Dylan Kelly	27
2013	Dane Opel	28
2012	Dane Opel	46
2011	Jonah Schmidt	38
2010	Brett Nicholas	64
2009	Greg Folgia	70
2008	Aaron Senne	67
2007	Jacob Priday	59
2006	Jacob Priday	49
2005	James Boone	72
2004	Cody Ehlers	71
2003	Cody Ehlers	58
2002	Jody Roughton	60
2001	Ryan Stegall	46
2000	Ryan Stegall	57
1999	Aaron Wilson	55
1998	Ryan Fry	78
1997	Griffin Moore	72
1996	Aaron Jaworowski	101
1995	Bryan Seymour	44
1994	Grant Ingram	58
1993	Gary Greene	37
1992	Rodney Weary	59
1991	John Hay	48
1990	Darnel Hawkins	54
1989	Tim Hawkins	59
1988	Jon Pittenger	81
1987	Mike Rogers	69
1986	Marcus Adler	71
1985	Dave Otto	62
1984	Russ Perkins	36
1983	Bill Hance	43
1982	Bill Hance	48
1981	Shane Fairbanks	50
1980	Lindy Duncan	49
1979	Tim Laudner	54
1978	Greg Cypret	43
1977	Greg Cypret	46
1976	Jim Leavitt	67
1975	Greg Cypret	25
	Terry Hayes	25
1974	Tom Ellis	38
1973	Charles Young	15
	Terry Cole	15
1972	Jack Bastable	21
1971	Jack Bastable	18
1970	Tommy Nunn	14
1969	Steve Patchin	20
1968	Jim Loving	15
1967	Del Blunk	17
1966	Bob Robben	12
1965	Bob Robben	25
1964	Jim Sevcik	23
1963	Gene McArtor	22
	Jim Sevcik	22
1962	Gene McArtor	31
1961	Mike Hunter	22
1960	Ron Cox	36

RUNS SCORED

2019	Kameron Misner	54
2018	Trey Harris	54
2017	Brett Bond	41
2016	Zach Lavy	44
2015	Brett Peel	40
2014	Eric Anderson	32
2013	Dane Opel	29
2012	Blake Brown	51
2011	Jonah Schmidt	34
2010	Aaron Senne	61
2009	Greg Folgia	58
2008	Greg Folgia	63
2007	Evan Frey	65
2006	Zane Taylor	47
2005	Derek Chambers	63
2004	Cody Ehlers	55
2003	Jayce Tingler	68
2002	Jayce Tingler	65
2001	Jayce Tingler	47
2000	J.R. Warner	56
1999	Ryan Stegall	54
1998	Ryan Fry	77
1997	Matt Nivens	69
1996	Matt Nivens	85
1995	Jay White	43
1994	Scott Swift	62
1993	Chopper Littrell	50
1992	Chopper Littrell	59
1991	Joe Winkler	61
1990	Darnel Hawkins	50
1989	Jon Pittenger	55
1988	Dave Silvestri	89
1987	Tom Ciombor	63
1986	Marcus Adler	67
1985	Tom Ciombor	64
1984	Nick Rallo	34
1983	John Marquardt	47
1982	Shane Fairbanks	53
1981	Phil Bradley	77
1980	Phil Bradley	52
1979	Jim English	61
1978	Al Hightower	37
1977	Greg Cypret	52
1976	John Kruse	54
1975	Jeff Haferkamp	33
1974	Tom Ellis	38
1973	Charles Young	16
	Bob Dundee	16
1972	Jack Bastable	24
1971	Jack Bastable	26
1970	Steve Patchin	15
1969	Steve Patchin	20
1968	Gary Brown	19
1967	Gene Stephenson	30
1966	Bob Robben	13
1965	Dan Rudanovich	29
1964	Dave Harvey	29
1963	Gary Woods	27
	Carroll McDannold	27
1962	George Hulett	31
1961	Gene Orf	19
1960	Ron Cox	29



WALKS

2019	Kameron Misner	54
2018	Brian Sharp	33
2017	Robbie Glendinning	35
2016	Jake Ring	36
2015	Brett Peel	31
2014	Eric Anderson	24
2013	Logan Pearson	22
2012	Eric Garcia	33
2011	Blake Brown	38
2010	Aaron Senne	39
2009	Aaron Senne	46
2008	Greg Folgja	47
2007	Evan Frey	39
	Brock Bond	39
2006	Zane Taylor	33
2005	John McKee	53
2004	Cody Ehlers	48
2003	Jayce Tingler	48
2002	Cody Ehlers	35
2001	Jayce Tingler	43
2000	Jayce Tingler	44
1999	W.T. Hoover	38
1998	Torre Tyson	39
1997	Bryan Seymour	60
1996	Matt Nivens	60
1995	Matt Nivens	30
1994	Gary Greene	54
1993	Chopper Littrell	61
1992	Chopper Littrell	54
1991	Joe Winkler	47
1990	Greg King	38
1989	Jon Pittenger	60
1988	Dave Silvestri	58
1987	Mike Rogers	61
1986	Nick Rallo	43
1985	Nick Rallo	38
1984	Paul Martin	24
1983	Bill Hance	27
	John Marquardt	27
1982	Bill Hance	38
1981	Phil Bradley	55
1980	Phil Bradley	50
1979	Tim Laudner	40
1978	Curt Brown	31
1977	Curt Brown	41
1976	John Kruse	49
1975	Tom Ellis	23
1974	Mark Thiel	30
1973	Bob Dundee	27
1972	Bob Dundee	11
1971	Steve Patchin	21
1970	Steve Patchin	15
1969	Kurt Boenker	12
1968	Gary Brown	19
1967	Ray Thorpe	15
1966	Gene Stephenson	15
	Bob Robben	15
1965	Ron Cummins	13
1964	Dave Harvey	23
1963	Dave Harvey	17
1962	Dave Harvey	17
1961	Gene Orf	12
1960	John Scowcroft	13

STOLEN BASES

2019	Kameron Misner	20
2018	Kameron Misner	13
2017	Kameron Misner	17
2016	Jake Ring	25
2015	Brett Peel	22
2014	Kendall Keeton	8
2013	Logan Pearson	5
2012	Blake Brown	17
	Eric Garcia	17
2011	Blake Brown	20
2010	Michael Liberto	6
	Dane Opel	6
2009	Ryan Lollis	15
2008	Kurt Calvert	10
2007	Ryan Lollis	14
2006	Hunter Mense	17
2005	James Boone	14
2004	Trevor Helms	9
2003	Jayce Tingler	19
2002	Jayce Tingler	13
2001	Jayce Tingler	20
2000	Jayce Tingler	14
1999	Mike Ketelsen	8
1998	Torre Tyson	37
1997	Torre Tyson	20
1996	Jeff Terrell	10
1995	Torre Tyson	13
1994	Scott Swift	15
1993	Steve Ball	12
1992	Chris Wyrick	10
1991	Phil Neff	11
1990	Greg King	8
1989	Greg King	12
	Jon Pittenger	12
1988	Dave Silvestri	17
1987	Tom Ciombor	17
1986	Dave Silvestri	19
1985	Tom Ciombor	21
1984	Paul Martin	13
1983	John Marquardt	7
1982	John Marquardt	12
1981	Phil Bradley	10
1980	Phil Bradley	15
1979	Jim English	29
1978	Jim English	16
1977	Jim English	15
1976	Jeff Haferkamp	9
1975	Nick Leon	9
1974	Mark Wendel	7
	Jeff Haferkamp	7
1973	Mark Wendel	4
1972	Jack Bastable	6
1971	Three with	4
1970	Neil Sloman	3
1969	Paul Frisch	7
1968	Gary Brown	17
1967	Ray Thorpe	15
1966	Ray Thorpe	5
1965	Ray Thorpe	7
	Bob Robben	7
1964	Bob Price	7
1963	Gary Woods	7
1962	Dan Reilly	5
1961	Jim Estes	2
	Dan Reilly	2
1960	Gary Starr	4

PITCHING

APPEARANCES

2019	Konnor Ash	23
2018	Nile Ball	21
	Andy Toelken	21
2017	T.J. Sikkema	22
	Nolan Gromacki	22
2016	Cole Bartlett	31
2015	Austin Tribby	31
2014	Austin Tribby	31
2013	Jake Walsh	30
2012	Jake Walsh	34
2011	Phil McCormick	36
2010	Phil McCormick	36
2009	Brad Buehler	35
2008	Scooter Hicks	24
2007	Kyle Gibson	28
2006	Taylor Parker	34
2005	Andrew Johnston	29
2004	Mark Alexander	35
2003	Andy Shipman	26
2002	Aaron Paterson	26
	Travis Wendte	26
2001	Pete Sansone	22
2000	Mitch Kiler	28
1999	Ryan Jamison	25
1998	Chris George	24
1997	Ryan Jamison	27
1996	Steve Brewster	30
1995	Chris Giuliani	22
1994	Ray Yaeger	25
1993	Keith Massa	25
1992	John Chambliss	25
1991	Brian Conaty	21
1990	Scott Black	26
1989	Scott Black	29
1988	Scott Black	32
1987	Scott Black	21
1986	Mike Parker	21
	Todd Richmond	21
1985	Todd Richmond	24
1984	Bob Faron	17
1983	Dave Otto	13
1982	Dave Biscan	15
1981	Bob Baker	15
1980	Ron Mathis	14
1979	Ron Mathis	15
	Mike Pfautsch	15
1978	Jeff Cornell	21
1977	Tom Bloemke	14
1976	Three with	17
1975	Mike Moffo	18
1974	Rod Denman	14
1973	Barry Koeneke	12
1972	Ben Tensing	11
1971	Terry Periman	10
1970	Bill Todd	8
1969	Bob Sheetz	10
1968	Jerald Hurt	10
1967	Bob Carpenter	11
1966	Bob Carpenter	10
1965	Jack Stroud	12
1964	Keith Weber	13
1963	Rich Peterson	11
1962	James Card	12
1961	Bobby Jenkins	9
1960	Dave Koch	12

GAMES STARTED

2019	TJ Sikkema	13
2018	Michael Plassmeyer	14
2017	Tanner Houck	14
2016	Tanner Houck	15
2015	Three players	15
2014	Brett Graves	14
2013	Rob Zastryzny	13
	Brett Graves	13
2012	Rob Zastryzny	17
2011	Matt Stites	15
	Rob Zastryzny	15
2010	Nick Tepesch	15
2009	Kyle Gibson	15
	Ian Berger	15
2008	Aaron Crow	15
2007	Aaron Crow	18
2006	Nathan Culp	18
2005	Max Scherzer	16
	Nathan Culp	16
2004	Danny Hill	18
2003	Justin James	17
2002	Justin James	12
2001	Matt Hobbs	14
2000	Pete Sansone	14
1999	Justin Stine	16
1998	Jeremy Callier	14
1997	Justin Stine	17
1996	Jeremy Callier	16
1995	Jeremy Callier	13
1994	Chris Robertson	18
1993	Jason Meyhoff	16
1992	John Dettmer	14
1991	John Dettmer	15
	Four with	11
1989	Mike Potthoff	14
1988	Mike Potthoff	14
1987	Larry Pierson	14
	Tony Russo	14
1986	Bob Faron	14
1985	Dave Otto	14
	Paul James	14
1984	Tim Danze	12
1983	Dave Otto	12
1982	Kurt Moody	12
	Jim Maddock	12
1981	Three with	13
1980	Tom Heckman	13
1979	Tom Heckman	13
	Ron Mathis	13
1978	Rob Pietroburgo	12
1977	Rob Pietroburgo	11
	Tom Bloemke	11
1976	Rob Pietroburgo	12
1975	Rod Denman	8
1974	Barry Koeneke	10
	Jim Thomas	10
1973	Barry Koeneke	9
1972	Ben Tensing	10
1971	Terry Periman	10
1970	Bill Todd	8
1969	Tom Lundgren	8
1968	Rich Henninger	8
1967	Jerald Hurt	9
1966	Orville Hollrah	8
1965	Jack Stroud	7
1964	Keith Weber	13
1963	Rich Peterson	10
	Larry Bohannon	10
1962	Larry Bohannon	9
	Bobby Jenkins	9
1961	Larry Bohannon	8
1960	Four with	4



COMPLETE GAMES

2019	TJ Sikkema	2
2018	Michael Plassmeyer	2
2017	Tanner Houck	3
2016	Tanner Houck/Reggie McClain	3
2015	Reggie McClain	2
2014	Brett Graves	2
2013	Rob Zastryzny	3
2012	Rob Zastryzny	2
2011	Matt Stites	1
2010	Nick Tepesch	2
2009	Kyle Gibson	5
2008	Aaron Crow	4
2007	Aaron Crow	2
	Rick Zagone	2
2006	Nathan Culp	2
2005	Max Scherzer	1
	Nathan Culp	1
2004	Garrett Broshuis	2
2003	Justin James	1
	Andy Shipman	1
2002	Justin James	1
	Abel Newton	1
2001	Drew Endicott	3
2000	Jon Harris	1
1999	Justin Stine	6
1998	Justin Stine	2
1997	Justin Stine	6
1996	Jeremy Callier	3
1995	Jeremy Callier	3
1994	Chris Robertson	4
1993	Jason Meyhoff	2
1992	John Dettmer	3
1991	John Dettmer	7
1990	John Dettmer	5
1989	Mike Potthoff	3
1988	Mike Potthoff	5
1987	Larry Pierson	7
1986	Larry Pierson	5
1985	Dave Otto	6
1984	Dave Biscan	6
1983	Dave Otto	7
1982	Jim Maddock	9
1981	Tom Heckman	11
1980	Ron Mathis	9
	Kurt Moody	9
1979	Ron Mathis	10
1978	Rob Pietroburgo	8
1977	Tom Bloemke	7
1976	Rob Pietroburgo	6
1975	Rod Denman	5
1974	Barry Koeneke	9
1973	Ben Tensing	6
1972	Ben Tensing	7
1971	Bill Todd	8
1970	Bill Todd	7
1969	Bob Sheetz	4
1968	Rich Henninger	4
1967	Jerald Hurt	2
	Mike McFarland	2
1966	Mike McFarland	4
1965	Jack Stroud	3
1964	Keith Weber	9
	Jim Nelson	9
1963	Rich Peterson	8
1962	Larry Bohannon	6
	Bobby Jenkins	6
1961	Larry Bohannon	3
	Bobby Jenkins	3
1960	Three with	1

VICTORIES

2019	TJ Sikkema	7
2018	Bryce Montes De Oca	6
2017	T.J. Sikkema	8
2016	Tanner Houck/Reggie McClain	5
2015	Tanner Houck	8
2014	Peter Fairbanks	4
2013	Keaton Steele	5
2012	Blake Holovach	7
2011	Phil McCormick	8
2010	Nick Tepesch	6
	Phil McCormick	6
2009	Kyle Gibson	11
2008	Aaron Crow	13
2007	Aaron Crow	9
2006	Nathan Culp	11
2005	Max Scherzer	9
	Nathan Culp	9
2004	Garrett Broshuis	11
2003	Andy Shipman	9
2002	Garrett Broshuis	5
2001	Matt Hobbs	8
2000	Ralph McCasland	7
1999	Justin Stine	9
1998	Ryan Jamison	8
1997	Justin Stine	9
	Jay Bell	9
1996	Jeremy Callier	9
1995	Jeremy Callier	5
1994	Chris Robertson	8
1993	Jason Meyhoff	9
1992	John Dettmer	6
	John Chambliss	6
1991	John Dettmer	9
1989	Chuck Fletcher	7
1988	Mike Potthoff	8
1987	Tony Russo	9
1986	Larry Pierson	8
1985	Dave Otto	8
1984	Dave Biscan	8
1983	Dave Otto	8
1982	Kurt Moody	8
	Dave Spreckels	8
1981	Tom Heckman	10
1980	Tom Heckman	10
1979	Ron Mathis	11
1978	Rob Pietroburgo	9
1977	Tom Bloemke	9
1976	Rob Pietroburgo	8
	Pete Woods	8
1975	John Piechocinski	4
1974	Barry Koeneke	9
1973	Barry Koeneke	4
	Ben Tensing	4
1972	Ben Tensing	6
1971	Bill Todd	6
1970	Bob Sheetz	5
1969	Bob Sheetz	5
1968	Rich Henninger	5
1967	Jerald Hurt	7
1966	Orville Hollrah	3
	Jerald Hurt	3
1965	Orville Hollrah	5
1964	Keith Weber	11
1963	Rich Peterson	8
1962	Larry Bohannon	8
1961	Bobby Jenkins	5
1960	Dave Koch	5

EARNED-RUN AVERAGE

2019	TJ Sikkema	1.32
2018	Tyler LaPlante	2.75
2017	T.J. Sikkema	2.72
2016	Tanner Houck	2.99
2015	Lake Dabney	1.17
2014	Alec Rash	2.04
2013	John Miles	2.35
2012	Jeff Emens	2.71
2011	Phil McCormick	3.50
2010	Kelly Fick	3.74
2009	Ryan Gargano	2.67
2008	Aaron Crow	2.35
2007	Ryan Gargano	1.73
2006	Travis Wendte	1.86
2005	Max Scherzer	1.86
2004	Nick Admire	2.12
2003	Travis Wendte	3.45
2002	Travis Wendte	3.89
2001	Logan Dale	3.00
2000	Brian Ackerson	3.42
1999	Chris George	2.73
1998	Chris George	2.83
1997	Ryan Jamison	4.59
1996	Mike Haverty	4.24
1995	Jeremy Callier	4.55
1994	Jason Meyhoff	3.27
1993	John Chambliss	4.10
1992	Brent Schnieders	3.92
1991	John Dettmer	2.63
1990	Steve Powers	3.77
1989	Mike Munro	2.61
1988	Steve Powers	4.61
1987	Larry Pierson	4.22
1986	Bob Faron	5.01
1985	Dave Otto	4.84
1984	Dave Biscan	2.80
1983	Dave Otto	2.71
1982	Kurt Moody	2.67
1981	Tom Heckman	2.51
1980	Kurt Moody	1.97
1979	Tom Heckman	2.33
1978	Tom Heckman	1.94
1977	Tom Bloemke	3.71
1976	Rob Pietroburgo	3.16
1975	Rod Denman	3.31
1974	Barry Koeneke	2.74
1973	Ben Tensing	2.35
1972	Ben Tensing	3.05
1971	Bill Todd	2.34
1970	Bob Sheetz	1.97
1969	Bob Sheetz	2.57
1968	Rich Henninger	1.23
1967	Jerald Hurt	1.82
1966	Mike Eader	1.44
1965	Orville Hollrah	3.06
1964	Dennis Musgraves	0.55
1963	Keith Weber	0.50
1962	Larry Bohannon	2.17
1961	Larry Bohannon	1.24
1960	Dave Koch	3.80

INNINGS PITCHED

2019	TJ Sikkema	88.2
2018	Michael Plassmeyer	91.1
2017	Tanner Houck	94.2
2016	Tanner Houck	105.1
2015	Reggie McClain	101.0
2014	Brett Graves	93.0
2013	Rob Zastryzny	90.2
2012	Rob Zastryzny	109.0
2011	Matt Stites	92.0
2010	Nick Tepesch	98.2
2009	Kyle Gibson	106.2
2008	Aaron Crow	107.2
2007	Aaron Crow	117.2
2006	Nathan Culp	124.1
2005	Max Scherzer	106.1
2004	Danny Hill	114.0
2003	Justin James	114.0
2002	Garrett Broshuis	80.0
2001	Matt Hobbs	82.0
2000	Logan Dale	81.1
1999	Justin Stine	116.0
1998	Justin Stine	93.1
1997	Justin Stine	123.0
1996	Jeremy Callier	90.0
1995	Jeremy Callier	89.0
1994	Chris Robertson	115.2
1993	Jason Meyhoff	101.1
1992	John Dettmer	96.2
1991	John Dettmer	120.0
1990	John Dettmer	85.2
1989	Mike Potthoff	86.1
1988	Mike Potthoff	90.0
1987	Larry Pierson	102.1
1986	Larry Pierson	93.1
1985	Paul James	92.0
1984	Dave Otto	78.0
1983	Dave Otto	79.2
1982	Kurt Moody	80.2
1981	Tom Heckman	96.2
1980	Ron Mathis	88.2
1979	Tom Heckman	89.0
1978	Rob Pietroburgo	86.1
1977	Tom Bloemke	80.0
1976	Rob Pietroburgo	88.1
1975	John Piechocinski	55.2
1974	Barry Koeneke	69.0
1973	Ben Tensing	65.1
1972	Ben Tensing	56.0
1971	Bill Todd	62.2
1970	Bill Todd	74.0
1969	Tom Lundgren	53.0
1968	Rich Henninger	58.1
1967	Jerald Hurt	49.1
1966	Mike McFarland	50.0
1965	Orville Hollrah	50.0
1964	Keith Weber	88.1
1963	Rich Peterson	72.1
1962	Bobby Jenkins	64.2
1961	Larry Bohannon	43.2
1960	Dave Koch	40.0

**STRIKEOUTS**

2019	T.J. Sikkema	101
2018	Michael Plassmeyer	103
2017	Tanner Houck	93
2016	Tanner Houck	106
2015	Tanner Houck	91
2014	Brett Graves	64
2013	Rob Zastryzny	82
2012	Rob Zastryzny	76
2011	Matt Stites	77
2010	Nick Tepesch	75
2009	Kyle Gibson	131
2008	Aaron Crow	127
2007	Aaron Crow	90
2006	Nathan Culp	84
2005	Max Scherzer	131
2004	Danny Hill	94
2003	Justin James	92
2002	Garrett Broshuis	58
	Abel Newton	58
2001	Drew Endicott	62
2000	Pete Sansone	67
1999	Justin Stine	107
1998	Jay Bell	84
1997	Justin Stine	84
1996	Aaron Akin	55
	Jay Bell	55
1995	Jeremy Callier	60
1994	Chris Robertson	116
1993	Jason Meyhoff	114
1992	John Dettmer	123
1991	John Dettmer	127
1990	John Dettmer	99
1989	Mike Potthoff	56
1988	Mike Potthoff	76
1987	Tony Russo	84
1986	Bill Taylor	51
1985	Dave Otto	72
1984	Dave Otto	63
1983	Dave Otto	60
1982	Jim Maddock	65
1981	Jim Maddock	73
1980	Ron Mathis	64
1979	Ron Mathis	69
1978	Rob Pietroburgo	82
1977	Rob Pietroburgo	68
1976	Rob Pietroburgo	70
1975	John Piechocinski	34
1974	Barry Koeneke	50
1973	Barry Koeneke	65
1972	Ben Tensing	58
1971	Bill Todd	49
1970	Bill Todd	60
1969	Tom Lundgren	37
1968	Rich Henninger	59
1967	Mike McFarland	49
1966	Mike McFarland	51
1965	Orville Hollrah	67
1964	Keith Weber	90
1963	Jack Stroud	73
1962	Larry Bohannon	62
1961	Bobby Jenkins	45
1960	Ronnie Goodwyn	30

SAVES

2019	Ian Bedell	5
2018	Nile Ball	6
2017	T.J. Sikkema	4
2016	Brian Sharp	5
2015	Breckin Williams	13
2014	Keaton Steele	9
2013	John Miles	2
	Keaton Steele	2
2012	Jake Walsh	8
2011	Phil McCormick	8
2010	Jeff Emens	4
2009	Brad Buehler	8
2008	Scooter Hicks	5
2007	Kyle Gibson	7
2006	Taylor Parker	5
2005	Taylor Parker	4
	Andrew Johnston	4
2004	Mark Alexander	10
2003	Travis Wendte	8
2002	Travis Wendte	5
2001	Ryan Stegall	6
2000	Ryan Stegall	12
1999	Ryan Jamison	5
1998	Chris George	4
1997	Ryan Jamison	5
1996	Justin Stine	6
1995	Chris Giuliani	1
	Michael Hunt	1
1994	Three with	2
1993	Keith Massa	5
1992	Brent Schnieders	5
1991	Mike Munro	4
	Brent Schnieders	4
1990	Scott Black	7
1989	Bunky Moeller	8
1988	Scott Black	8
1987	Five with	1
1986	Todd Richmond	2
1985	Todd Richmond	2
1984	Dave Otto	4
1983	Three with	1
1982	Bob Baker	3
1981	Bob Baker	3
1980	Mike Pfautsch	4
1979	Mike Pfautsch	7
1978	Jeff Cornell	9

* Save statistic N/A from 1980-77



<i>Year</i>	<i>Record</i>	<i>AB</i>	<i>R</i>	<i>H</i>	<i>RBI</i>	<i>2B</i>	<i>3B</i>	<i>HR</i>	<i>TB</i>	<i>SB</i>	<i>BB</i>	<i>K</i>	<i>Avg.</i>
1950	11-9	606	92	143	78	—	—	—	—	—	—	—	.236
1951	12-6	429	78	104	56	14	3	3	133	29	—	—	.242
1952	20-7	932	185	256	153	37	16	10	355	66	—	—	.274
1953	11-8	651	146	171	117	42	9	5	246	31	122	112	.261
1954	22-4	897	218	273	175	51	12	23	417	64	118	121	.304
1955	14-6	707	169	200	145	30	8	20	303	18	125	91	.283
1956	14-7	753	198	239	171	31	16	19	357	54	161	92	.317
1957	13-7	619	132	173	107	30	11	19	282	22	89	77	.279
1958	22-7	1010	260	313	228	52	17	34	501	62	155	172	.309
1959	3-17	662	163	199	137	34	14	10	291	13	74	69	.300
1960	12-9	729	195	245	173	31	14	23	373	14	103	77	.336
1961	16-7	717	141	192	131	43	15	16	297	9	74	88	.267
1962	22-7	925	203	268	167	35	11	22	391	23	119	86	.289
1963	25-8	1052	189	298	145	46	7	13	397	22	117	138	.283
1964	27-5-1	1011	154	267	124	45	15	14	384	24	128	129	.267
1965	15-8	748	172	236	150	40	19	29	401	28	84	144	.316
1966	13-12	731	110	186	96	29	3	16	269	16	97	150	.245
1967	15-14-1	960	155	256	118	36	12	14	358	28	87	177	.267
1968	11-16	817	114	182	99	26	5	12	254	29	101	143	.223
1969	14-13	788	105	181	86	24	4	14	255	33	81	137	.230
1970	12-13	791	113	208	93	31	5	11	282	8	91	105	.262
1971	17-16	976	129	241	113	34	10	15	340	17	105	153	.247
1972	16-16	918	146	232	118	31	10	14	325	20	88	149	.253
1973	13-21	908	105	209	88	28	7	12	287	7	119	144	.232
1974	28-14	1199	252	349	210	38	18	27	504	41	179	167	.291
1975	17-20	1130	220	333	184	47	19	19	475	43	153	163	.295
1976	46-22	1985	487	638	434	98	44	41	937	39	303	275	.321
1977	36-15	1553	365	483	316	85	19	34	708	57	232	176	.311
1978	35-18	1552	323	465	294	68	16	33	664	74	226	217	.300
1979	45-12	1649	391	501	326	87	20	29	715	83	303	201	.304
1980	45-15-1	1823	367	566	318	90	29	25	789	46	276	200	.310
1981	43-18	1775	396	552	333	93	20	20	745	51	279	191	.311
1982	39-17	1742	440	585	377	96	32	26	823	49	254	182	.336
1983	25-16	1225	302	378	279	84	9	34	582	34	205	154	.309
1984	27-20-1	1462	285	407	249	79	12	26	588	36	200	202	.278
1985	36-27	1802	524	608	448	109	16	87	1010	70	292	286	.323
1986	28-23-1	1640	445	556	396	96	18	83	937	55	234	237	.339
1987	35-24	1826	478	560	412	98	19	73	915	35	338	308	.307
1988	42-22	2060	573	643	513	137	29	83	1087	58	383	347	.312
1989	35-27	1955	407	566	371	92	24	35	811	50	325	322	.290
1990	28-27	1728	351	501	317	86	14	38	729	35	271	280	.290
1991	38-17	1727	362	480	307	89	13	32	691	52	246	283	.278
1992	34-22	1845	440	574	399	115	19	62	913	43	302	305	.311
1993	30-19	1686	355	484	302	100	16	30	706	48	255	298	.297
1994	32-26	2069	447	635	391	132	28	42	949	45	334	376	.307
1995	19-34	1789	310	498	288	78	15	40	726	54	256	345	.278
1996	39-19	2105	545	659	509	144	18	52	995	38	384	412	.313
1997	31-27	2063	493	602	446	129	18	72	983	53	349	441	.292
1998	36-18	1886	495	595	451	125	14	110	1078	78	284	418	.315
1999	37-19	1920	412	550	359	138	11	53	869	40	320	449	.286
2000	33-24	1966	386	566	347	100	10	52	842	54	268	386	.288
2001	31-24-1	1856	349	524	310	102	13	41	775	83	252	340	.282
2002	24-29	1906	413	573	368	109	17	44	848	54	257	323	.300
2003	36-26	2002	482	614	419	109	17	46	889	80	299	352	.307
2004	38-23-1	2131	427	619	386	118	21	60	959	39	337	442	.290
2005	40-23	2180	509	617	441	111	26	34	882	51	357	493	.283
2006	35-28	2170	403	618	364	99	16	41	872	73	283	408	.285
2007	42-18	2049	403	580	368	102	17	47	857	59	285	656	.283
2008	39-21	2027	439	611	406	116	11	59	926	44	288	408	.301
2009	35-27	2045	411	556	366	112	19	41	829	45	298	449	.272
2010	29-26	1900	410	547	370	116	9	53	840	16	277	458	.288
2011	27-32	1949	286	509	249	84	11	22	681	94	239	406	.261
2012	33-28	2039	342	558	302	96	11	29	763	65	222	397	.274
2013	18-32	1643	205	402	185	64	9	15	529	20	161	368	.245
2014	20-33	1784	196	432	170	75	7	10	551	40	191	373	.242
2015	30-28	1889	274	487	249	86	14	41	724	69	182	417	.258
2016 *	0-30	1841	290	459	265	87	15	31	669	64	235	455	.249
2017	36-23	1993	347	522	311	109	11	52	809	76	277	514	.262
2018	34-22	1909	337	508	302	84	8	38	722	67	279	458	.266
2019	34-22-1	1925	364	512	323	92	9	50	772	101	285	473	.266

* NOTE: All wins in 2016 season vacated due to NCAA sanctions



Year	Record	IP	H	R	ER	BB	K	ERA
1950	11-9	168.0	149	90	49	96	149	2.49
1951	12-6	N/A	N/A	N/A	N/A	N/A	N/A	N/A
1952	20-7	236.0	183	106	60	101	173	2.28
1953	11-8	165.2	168	97	62	81	120	3.39
1954	22-4	234.0	167	75	58	105	169	2.27
1955	14-6	179.1	135	63	39	82	154	1.95
1956	14-7	186.2	156	112	72	96	135	3.91
1957	13-7	152.2	140	91	62	83	141	3.67
1958	22-7	245.1	182	125	95	159	189	3.48
1959	3-17	161.0	83	38	24	72	136	1.34
1960	12-9	166.0	193	130	96	111	109	5.21
1961	16-7	176.1	127	72	38	81	145	1.94
1962	22-7	220.1	198	118	71	90	215	2.90
1963	25-8	254.2	176	71	51	100	264	1.87
1964	27-5-1	264.0	144	47	19	121	299	0.65
1965	15-8	179.1	161	105	81	102	209	4.06
1966	13-12	191.1	177	105	68	89	189	3.20
1967	15-14-1	230.1	220	162	106	146	221	4.15
1968	11-16	212.0	214	128	86	121	194	3.65
1969	14-13	208.0	209	101	77	74	147	3.33
1970	12-13	201.2	213	119	91	87	140	4.06
1971	17-16	248.2	248	129	79	125	149	2.86
1972	16-16	233.0	243	166	127	111	179	4.90
1973	13-21	245.1	243	140	104	125	217	3.81
1974	28-14	302.1	314	177	130	138	191	3.87
1975	17-20	280.2	303	207	152	203	192	4.88
1976	46-22	491.0	498	293	239	273	358	4.38
1977	36-15	382.0	394	251	205	221	284	4.83
1978	35-18	386.2	351	176	128	142	284	2.98
1979	45-12	411.0	405	223	178	188	243	3.90
1980	45-15-1	467.2	391	197	147	198	291	2.83
1981	43-18	437.1	440	239	179	176	278	3.68
1982	39-17	415.1	448	264	197	194	318	4.26
1983	25-16	300.0	321	197	161	139	233	4.83
1984	27-20-1	370.1	406	262	201	167	236	4.88
1985	36-27	440.1	565	421	312	226	315	6.37
1986	28-23-1	383.0	446	342	284	245	260	6.67
1987	35-24	448.2	486	331	275	257	351	5.51
1988	42-22	501.1	647	410	338	235	375	6.07
1989	35-27	493.0	552	338	253	229	326	4.62
1990	28-27	437.1	490	268	229	171	344	4.71
1991	38-17	444.2	417	257	212	222	359	4.29
1992	34-22	457.2	499	312	268	226	391	5.27
1993	30-19	432.1	427	243	203	208	340	4.23
1994	32-26	510.1	535	378	303	260	399	5.34
1995	19-34	454.0	560	395	336	236	286	6.66
1996	39-19	510.0	643	412	337	248	324	5.95
1997	31-27	507.0	683	441	393	217	362	6.98
1998	36-18	464.2	538	345	298	205	457	5.77
1999	37-19	492.2	541	313	260	183	459	4.75
2000	33-24	505.0	601	358	300	230	429	5.35
2001	31-24-1	486.1	545	321	254	177	380	4.70
2002	24-29	469.2	635	422	371	201	395	7.11
2003	36-22	506.0	565	348	285	158	426	5.07
2004	38-23-1	560.1	544	291	234	177	462	3.76
2005	40-23	559.2	519	258	197	194	486	3.17
2006	35-28	565.1	530	256	211	160	476	3.36
2007	42-18	536.1	566	303	253	155	402	4.25
2008	39-21	520.1	571	304	265	171	495	4.58
2009	35-27	538.2	594	347	304	177	492	5.08
2010	29-26	488.1	573	337	274	156	340	5.05
2011	27-32	517.2	574	320	262	213	409	4.56
2012	33-28	535.1	574	298	258	193	397	4.34
2013	18-32	440.0	484	242	189	152	342	3.87
2014	20-33	478.1	518	250	214	127	345	4.03
2015	30-28	511.0	475	239	209	148	457	3.68
2016 *	0-30	493.2	552	298	238	142	422	4.34
2017	36-23	531.2	449	272	217	192	505	3.67
2018	34-22	509.0	472	227	212	187	531	3.75
2019	34-22-1	508.1	415	233	183	234	559	3.24

* NOTE: All wins in 2016 season vacated due to NCAA sanctions



Year	Record	Conference	Captain(s)	Coach
1891	2-2		Mord Bogie	Unknown
1892	1-2		Unknown	Unknown
1893	2-1		Unknown	Unknown
1894	Unknown		Unknown	Unknown
1895	Unknown		Unknown	Unknown
1896	2-3		Charles Dewey	Unknown
1897	8-2-1		Richmond Hawkins	Unknown
1898	6-3-1		Richmond Hawkins	Unknown
1899	Unknown		Ben Atchison	Unknown
1900	Unknown		Unknown	Unknown
1901	3-9		George Yant	Unknown
1902	6-6		Frank McCaslin	Unknown
1903	7-5		Tom Catron	Unknown
1904	10-8		Tom Catron	Unknown
1905	18-5		Tom Catron	Unknown
1906	18-1-1		Unknown	Ebright
1907	9-12		Unknown	Ebright
1908	7-10-1		Victor Rider	Ebright

MISSOURI VALLEY CONFERENCE

1909	9-6-1		Sam Morrow	Lowman
1910	11-5	(1st)	Besheer	Lowman
1911	8-3		Besheer	Chester Brewer
1912	11-7-1	(1st)	Eugene Hall	O.F. Field
1913	9-5-1		Taylor	O.F. Field
1914	7-7-3		Eugene Hall	Chester Brewer
1915	10-5		Taylor	Chester Brewer
1916	16-2	(1st)	Charles Woody	Chester Brewer
1917	16-1	(1st)	Earl McMillan	Chester Brewer
1918	11-3	(1st)	Clyde Slusher	John Miller
1919	No team (WWI)			
1920	8-8		Sam Canterbury	John Miller
1921	11-5-1		Chas Lowrence	John Miller
1922	9-5		Richard O'Reilly	Jerry Jones
1923	8-10		H.D. Ficklin	Hank Garrity
1924	7-12		Chester Denny	Hank Garrity
1925	9-8		Harold Anthony	Harry Kipke
1926	5-8		M. McQueen	Jack Crangle
1927	7-8		Don Swofford	Jack Crangle
1928	7-11		C.E. Newman	Jack Crangle

BIG SIX CONFERENCE

1929	8-9	8-5 (3rd)	Rupert Bridges, Robert Mehrle	Jack Crangle
1930	7-11	7-7 (4th)	Kyle Williams	Jack Crangle
1931	10-2	6-1 (1st)	Sam Carter	Jack Crangle
1932	10-6	6-3 (1st)	Webb Embry	Jack Crangle
1933	5-6	3-3 (3rd)	Norman Wagner	Chester Brewer
1934	7-11	N/A	John Guhman	Chester Brewer
1935	7-10	3-8 (4th)	None	Anton Stankowski
1936	9-7	3-5 (3rd)	Unknown	Anton Stankowski
1937	13-2-1	8-2 (1st)	Ralph Beer	John Simmons
1938	11-2	8-2 (1st)	Joel Carr	John Simmons
1939	11-3	10-2 (2nd)	Marshall Sneed	John Simmons
1940	8-4	6-4 (3rd)	Unknown	John Simmons
1941	15-2	10-2 (1st)	Unknown	John Simmons
1942	12-3	7-1 (1st)	Bill Spencer	John Simmons
1943	3-3	N/A	Ken Queveraux	John Simmons
1944	No team (WWII)			
1945	No team (WWII)			
1946	5-7	4-4 (4th)	Unknown	John Simmons

BIG SEVEN CONFERENCE

1947	11-8	9-6 (2nd)	Unknown	John Simmons
1948	15-6	11-5 (2nd)	Bob Spinks	John Simmons
1949	7-11	5-7 (6th)	Jack Frier	John Simmons
1950	11-9-1	9-5 (2nd)	Bill Eatock	John Simmons
1951	12-6	9-4 (2nd)	Bob Harting	John Simmons
1952	20-7	13-1 (1st)	Junior Wren	John Simmons
1953	11-8	9-5 (3rd)	Don Boenker, Herb Gellman	John Simmons
1954	22-4	11-1 (1st)	Dick Dickinson	John Simmons
1955	14-6	9-3 (2nd)	Jerry Schoonmaker	John Simmons
1956	14-7	7-6 (4th)	Unknown	John Simmons
1957	13-7	10-7 (3rd)	Jay Hankins	John Simmons

Year	Record	Conference	Captain(s)	Coach
BIG EIGHT CONFERENCE				
1958	22-7	12-3 (1st)	Ray Uriarte	John Simmons
1959 +	3-17	3-11 (8th)	Ralph Hochgrebe	John Simmons
1960	12-9	9-6 (4th)	Gary Starr	John Simmons
1961	16-7	13-6 (2nd)	Gene Orf	John Simmons
1962	22-7	16-5 (1st)	George Hulett	John Simmons
1963	25-8	17-3 (1st)	Gene McArtor	John Simmons
1964	26-5-1	19-0 (1st)	John Sevcik	John Simmons
1965	15-8	13-5 (1st)	Mike Strode	John Simmons
1966	13-12	9-9 (4th)	Bob Robben	John Simmons
1967	15-14-1	12-9 (2nd)	Gene Stephenson	John Simmons
1968	11-6	9-11 (5th)	Jerry Hirt	John Simmons
1969	14-13	11-10 (3rd)	Del Blunk	John Simmons
1970	12-13	8-9 (5th)	Dennis Alberts	John Simmons
1971	17-16	12-9 (4th)	Dennis Alberts	John Simmons
1972	16-16	9-11 (6th)	Jack Bastable	John Simmons
1973	13-21	8-12 (5th)	Roger Dickhans	John Simmons
1974	28-14	12-9 (3rd)	Tim Drennan	Gene McArtor
1975	17-20	8-10 (6th)	Tom Ellis	Gene McArtor
1976 *	46-22	4-1 (1st)	Jeff Haferkamp	Gene McArtor
1977	36-15	9-1 (2nd - West)	John Kruse, Greg Cypret	Gene McArtor
1978	35-18	7-3 (2nd - West)	Greg Cypret	Gene McArtor
1979	45-12	16-4 (3rd - West)	Al Hightower, Jim English	Gene McArtor
1980 *	45-15-1	15-5 (1st - West)	Ron Mathis, Ed Woelbel	Gene McArtor
1981	43-18	17-6 (1st)	Tom Heckman, Kevin Knop, Mark Maurer	Gene McArtor
1982	39-17	12-9 (4th)	Kurt Moody, Paul Summers	Gene McArtor
1983	25-16	7-8 (3rd)	Shane Fairbanks, Bill Hance, John Marquardt	Gene McArtor
1984	27-20-1	7-8 (4th)	Rich Weisner, Tim Danze	Gene McArtor
1985	36-27	7-17(N/A)	Brad Bollinger, Tim Danze	Gene McArtor
1986	33-27-1	12-12 (3rd)	Tim Danze, Russ Perkins	Gene McArtor
1987	36-26	14-10 (3rd)	Tom Ciombor, Matt Greer	Gene McArtor
1988	42-22	14-10 (3rd)	Dave Silvestri, Dave Slavin	Gene McArtor
1989	35-27	12-12 (2nd)	Mitch Ingold, Jon Pittenger	Gene McArtor
1990	28-27	11-13 (5th)	Scott Black, Tim Pinkowski	Gene McArtor
1991	41-20	12-12 (3rd)	Mark Adair, Chuck Fletcher	Gene McArtor
1992	34-22	12-12 (4th)	John Dettmer, Bill Mondrella	Gene McArtor
1993	30-19	15-10 (3rd)	John Hay, Chris Wyrick	Gene McArtor
1994	32-26	9-19 (6th)	Steve Ball, Scott Swift	Gene McArtor
1995	19-34	7-20 (7th)	Greg Lindstrom, Jay White	Tim Jamieson
1996	39-19	20-8 (1st)	Jay White, Matt Nivens	Tim Jamieson

BIG 12 CONFERENCE

1997	31-27	16-14 (6th)	Matt Nivens, Mike Haverty	Tim Jamieson
1998	36-18	17-12 (5th)	Ryan Fry, Torre Tyson	Tim Jamieson
1999	37-19	14-13 (7th)	Mike Rallo, Jake Epstein	Tim Jamieson
2000	33-24	13-14 (7th)	J.R. Warner, Ryan Pickett	Tim Jamieson
2001	31-24-1	11-19 (10th)		Tim Jamieson
2002	24-29	9-16 (9th)		Tim Jamieson
2003	36-22	15-11 (4th)		Tim Jamieson
2004	38-23-1	12-14 (7th)		Tim Jamieson
2005	40-23	16-11 (4th)		Tim Jamieson
2006	35-28	12-15 (7th)		Tim Jamieson
2007	42-18	19-8 (2nd)		Tim Jamieson
2008	39-21	16-11 (4th)		Tim Jamieson
2009	35-27	16-11 (3rd)		Tim Jamieson
2010	29-26	10-16 (8th)		Tim Jamieson
2011	27-32	11-15 (8th)		Tim Jamieson
2012 *	33-28	10-14 (6th)	Ben Turner, Eric Anderson	Tim Jamieson

SOUTHEASTERN CONFERENCE

2013	18-32	10-20 (12th)		Tim Jamieson
2014	20-33	6-24 (14th)	Eric Anderson, Dylan Kelly	Tim Jamieson
2015	30-28	15-15 (7th)	Brett Peel	Tim Jamieson
2016 **	0-30	0-21 (14th)		Tim Jamieson
2017	36-23	14-16 (10th)	Tanner Houck	Steve Bieser
2018	34-22	12-18 (12th)	Brett Bond, Bryce Montes De Oca	Steve Bieser
2019	34-22-1	13-16-1 (10th)		Steve Bieser

Overall Totals—2,324 wins, 1,583 losses, 20 ties (.594 winning percentage)

Conference Totals—903 wins, 745 losses, 1 tie (.540 winning percentage)

+ forfeited 13 wins—actual record 16-4 overall, 10-4 in Big Eight

* denotes Conference Tournament Championship

** season victories vacated due to NCAA sanctions



1891 (2-2)

Coach: Unknown

Washington (Mo.)	L	2-13
Mexico	W	8-7
Columbia	W	22-7
Westminster	L	5-8

1892 (1-2)

Coach: Unknown

Central College	W	8-4
Mexico	L	4-12
Westminster	L	8-9

1893 (2-1)

Coach: Unknown

Westminster	W	22-18
Westminster	W	12-9
Sturgeon	L	8-12

1894 (W-L Unknown)

Coach: Unknown

Mo. Military Academy	N/A	N/A
Westminster	N/A	N/A
Moberly	N/A	N/A

1895 (W-L Unknown)

Coach: Unknown

Westminster	N/A	N/A
Mexico	L	13-29

1896 (2-3)

Coach: Unknown

Westminster	W	9-0
Mexico	W	13-12
Blackburn	L	0-4
Blackburn	L	0-13
Mexico	L	5-10

1897 (8-2-1)

Coach: Unknown

No scores reported

1898 (7-3)

Coach: Unknown

Kemper	W	11-3-1
Fulton	W	10-6
Kemper	W	28-12
Marshall	W	22-7
Nebraska	W	7-6
Nebraska	L	2-14
Nebraska	W	19-9
Iowa	W	8-6
Iowa	L	5-13
Wentworth	L	2-17

1899 (W-L Unknown)

Coach: Unknown

No scores reported

1900 (W-L Unknown)

Coach: Unknown

No scores reported

1901 (3-9)

Coach: Unknown

Grinnell	W	13-4
Grinnell	L	3-8
Central College	L	4-13
William Jewell	L	5-7
Nebraska	W	16-7
Nebraska	W	13-9
St. Mary's	W	17-7
Kansas	W	6-3
Haskell	W	19-5
Ottawa	W	11-4
Emporia	W	18-9
Kansas	W	13-4

1902 (6-6)

Coach: Unknown

Central College	W	5-1
Westminster	W	23-4
William Jewell	W	22-5
Washburn	W	10-6
Kansas	L	1-2

Washington (Mo.)	W	13-7
William Jewell	W	35-2
Washburn	L	11-20
Kansas	L	5-7
Haskell	L	1-9
Kansas City Athletic Club	L	10-12
Nebraska	L	1-5

1903 (7-4-1)

Coach: Unknown

Westminster	L	3-10
Wentworth	W	4-0
Central College	W	15-0
Blees Military Acad.	T	4-4
Central College	L	5-13
Washburn	W	2-1
Kansas	W	14-13
Kansas	W	6-4
Washington (Mo.)	L	4-7
Mo. School of Min.	W	5-4
Kansas	W	4-3
Kansas	L	0-18

1904 (10-8)

Coach: Unknown

Westminster	L	0-1
Central College	W	30-0
Blees Military Acad.	W	5-4
Iowa	L	1-2
Kirksville North	W	9-8
Mo. School of Min.	L	2-3
Knox College	W	4-3
Iowa	L	0-4
Simpson College	W	9-1
Kirksville North	W	6-2
Blees Military Acad.	W	3-2
Arkansas	L	0-7
Arkansas	W	9-2
Missouri Valley	W	4-0
Kansas	W	12-5
Kansas	L	2-5
Kansas	W	9-4
Kansas	L	3-4

1905 (18-5)

Coach: Unknown

Westminster	W	10-0
Wentworth	W	6-0
William Jewell	W	4-0
Blees Military Acad.	W	23-0
Arkansas	W	3-2
Arkansas	W	11-3
Kansas	W	11-10
Kansas	L	4-6
Fort Worth	W	8-2
Texas	L	0-6
Texas	W	7-2
Baylor	L	5-8
TCU	W	2-1
Arkansas	W	4-1
Arkansas	L	1-2
Missouri Rolla	W	5-1
Missouri Rolla	L	4-13
Kansas	W	5-2
Kansas	W	5-4

1906 (18-1-1)

Coach Ebricht

William Jewell	W	10-1
Truman State	W	12-2
Arkansas	W	1-0
Arkansas	W	7-1
South Dakota	W	10-1
South Dakota	W	5-1
Missouri Rolla	W	9-0
Drury	W	4-0
Arkansas	T	3-3
Arkansas	W	5-1
Baker	L	2-5
Kansas	W	5-3
Kansas	W	10-1
Missouri Valley	W	9-0
Westminster	W	4-1
Saint Louis	W	11-4
Saint Louis	W	10-3
Kansas	W	7-0
Kansas	W	6-5
Central Missouri	W	5-0

MISSOURI COACHING RECORDS

Name	Seasons	Years	Record	Pct.
Ebright	3	1906-08	34-23-2	.585
Lowman	2	1909-10	20-11-1	.641
Chester Brewer	7	1911, '14-17, '33-34	61-32-3	.615
O.F. Field	2	1912-13	20-12-2	.618
John Miller	3	1918-21	30-16-1	.649
Jerry Jones	1	1922	9-5	.643
Hank Garrity	2	1923-24	15-22	.405
Harry Kipke	1	1925	9-8	.529
Jack Crangle	7	1926-32	57-56	.504
Anton Stankowski	2	1935-36	16-17	.485
John "Hi" Simmons	35	1937-73	481-294-3	.621
Gene McArtor	21	1974-94	733-430-3	.630
Tim Jamieson *	22	1995-2016	672-565-2	.543
Steve Bieser	3	2017-present	104-67-1	.608

* NOTE: Jamieson's career record adjusted due to 2016 NCAA sanctions

1907 (9-12)

Coach Ebricht

Wentworth	W	7-2
Knox	L	0-4
Knox	L	4-5
Central Missouri	W	8-5
Kansas	W	9-5
Kansas	L	0-5
Washington (Mo.)	L	4-7
Washington (Mo.)	W	7-6
Knox	W	6-3
Iowa	L	4-7
Simpson College	W	7-3
Creighton	L	5-6
Iowa State	L	0-6
Kansas State	L	4-5
Kansas State	W	6-4
St. Mary's	L	0-3
Kansas	L	1-11
Arkansas	W	6-1
Arkansas	L	2-6
Washington (Mo.)	W	9-1
Washington (Mo.)	L	2-3

1908 (7-10-1)

Coach Ebricht

No scores reported

1909 (9-6-1)

Coach Lowman

Central Missouri	L	2-6
Nebraska	L	2-6
Nebraska	W	10-1
Washington (Mo.)	L	4-5
Washington (Mo.)	W	4-2
Warrensburg	W	6-1
Kansas	L	2-5
Kansas	W	7-3
Nebraska	L	7-11
Nebraska	L	2-8
Nebraska Wesleyan	W	4-0
Iowa State	T	2-2
Washington (Mo.)	W	4-3
Central College	W	14-1
Kansas	W	7-1
Kansas	W	11-1

1910 (11-5)

Coach Lowman

MVC Champions

Missouri Valley	L	3-4
Central Missouri	W	15-8
Saint Louis	W	5-4
Iowa State	W	4-2
Iowa State	W	3-0
Central Missouri	W	7-1
Kansas	L	6-13
Kansas	W	11-3
Arkansas	L	0-2
Arkansas	L	3-6
Arkansas	L	5-7
Washington (Mo.)	W	10-9
Washington (Mo.)	W	6-2
Washington (Mo.)	W	3-2
Saint Louis	W	10-2
Kansas	W	5-2

1911 (8-3)

Coach Chester Brewer

Missouri Valley	W	3-0
Central College	W	4-3
Central Missouri	W	4-3
Saint Louis	L	3-4
Iowa State	W	4-0
Iowa State	L	7-18
Saint Louis	W	9-0
Saint Louis	W	9-0
Iowa State	W	5-1
Iowa State	L	3-5
Keio University	W	10-0

1912 (11-7-1)

Coach O.F. Field

MVC Champions

Wisconsin	T	3-3
Kansas State	L	0-2
Kansas State	L	6-15
Oklahoma State	L	0-2
Oklahoma	L	1-2
Kansas	L	2-8
Kansas	W	1-0
Central College	W	10-2
Westminster	W	4-2
Iowa State	L	2-6
Iowa State	L	4-6
Kansas State	W	7-2
Missouri Rolla	W	15-3
Missouri Rolla	W	7-2
Iowa State	W	6-1
Iowa State	W	5-4
Kansas	W	5-2
Kansas	W	9-0
Kansas	W	3-1

1913 (9-5-1)

Coach O.F. Field

Westminster	W	6-1
Iowa State	W	3-0
Iowa State	W	13-12
Chinese	L	0-2
Warrensburg	W	8-6
Kansas	L	0-2
Kansas	L	4-6
Kansas State	W	2-0
Kansas State	W	5-3
Oklahoma	W	5-3
Oklahoma	W	2-1
Iowa State	L	0-7
Iowa State	T	7-7
Kansas	L	1-2
Kansas	W	3-2



1914 (7-7-3)

Coach Chester Brewer

Kansas State	W	5-1
William Jewell	W	1-0
Westminster	W	9-5
Iowa State	W	11-2
Iowa State	L	3-7
Honolulu	W	6-3
Honolulu	W	1-0
Texas	W	2-0
Texas	L	4-5
Kansas State	T	9-9
Kansas State	T	2-2
Kansas	L	0-6
Kansas	L	1-4
Iowa State	L	0-4
Iowa State	L	1-2
Kansas	T	4-4
Kansas	L	0-4

1915 (10-5)

Coach Chester Brewer

Central College	W	11-4
Westminster	W	6-0
Central College	W	6-4
Chinese	L	4-3
Chinese	W	0-3
Iowa State	L	2-3
Iowa State	W	1-0
Kansas State	W	9-3
Kansas State	L	3-12
Kansas	W	11-6
Kansas	L	2-7
Iowa State	L	0-12
Kansas	W	6-1
Kansas	W	5-0
Kansas State	W	2-0

1916 (16-2)

Coach Chester Brewer

MVC Champions

Westminster	W	2-1
Central College	W	9-0
Oklahoma	W	7-0
Oklahoma	W	6-3
Oklahoma State	W	6-3
Kansas State	W	12-2
Kansas State	W	3-1
Oklahoma State	W	10-5
Iowa State	W	5-2
Iowa State	W	4-1
Iowa State	W	7-1
Iowa State	W	4-3
Kansas	W	8-4
Kansas	L	6-9
Kansas	W	7-4
Kansas	L	7-13
Kansas State	W	3-0
Kansas State	W	2-0

1917 (16-1)

Coach Chester Brewer

MVC Champions

Arkansas	W	8-1
Arkansas	W	17-5
Hen. Kendall	W	2-0
Oklahoma State	W	24-9
Oklahoma State	W	4-2
Kansas State	W	11-3
Kansas State	W	6-1
Iowa State	W	3-2
Iowa State	W	5-4
Central College	W	10-2
Iowa State	W	9-3
Iowa State	W	6-2
Kansas State	W	4-2
Kansas	W	7-0
Kansas	W	10-4
Kansas	W	9-3
Kansas	W	3-4

1918 (11-3)

Coach John Miller

MVC Champions

Westminster	W	3-0
Iowa State	W	6-5
Iowa State	L	4-7
Camp Funston	W	6-3
Iowa State	W	3-2
Iowa State	W	6-1
Iowa State	L	2-4
Kansas	W	5-2
Kansas	W	4-2
Kansas	W	6-2
Camp Funston	W	11-1
Camp Funston	L	3-6
Kansas	W	5-4
Kansas	W	6-3

1919

(World War I)

1920 (8-8)

Coach John Miller

Westminster	W	7-1
Kansas State	L	3-4
Kansas State	L	2-14
Kansas State	L	2-6
Kansas State	L	1-3
Kansas	W	4-3
Kansas	L	5-6
Oklahoma	W	1-0
Oklahoma	W	1-0
Washington (Mo.)	W	2-0
Washington (Mo.)	W	3-2
Iowa State	L	1-2
Iowa State	L	3-6
Drake	W	8-5
Drake	L	3-4
Kansas	W	4-0

1921 (11-5-1)

Coach John Miller

Drake	W	7-0
Drake	W	11-0
Oklahoma State	W	8-0
Oklahoma State	W	3-1
Oklahoma	W	5-0
Oklahoma	W	10-1
Iowa State	W	9-1
Iowa State	W	13-2
Washington (Mo.)	T	3-3
Kansas	L	3-9
Kansas	W	5-4
Kansas State	L	3-6
Kansas State	W	6-1
Washington (Mo.)	W	6-5
Washington (Mo.)	L	1-4
Kansas	L	9-10
Kansas	L	6-7

1922 (9-5)

Coach Jerry Jones

Drake	W	7-0
Oklahoma State	W	8-0
Iowa State	W	3-1
Iowa State	W	13-2
Washington (Mo.)	W	3-0
Kansas	W	4-3
Kansas	L	6-9
Kansas	W	5-4
Kansas State	L	2-7
Kansas State	W	6-1
Washington (Mo.)	W	6-5
Washington (Mo.)	L	1-4
Kansas	L	9-11
Kansas	L	6-7

1923 (8-10)

Coach Hank Garrity

Oklahoma	W	8-4
Oklahoma	L	1-15
Nebraska	L	3-15
Nebraska	L	1-10
Kansas State	W	6-0
Kansas State	L	2-5
Kansas State	W	7-4
Kansas State	L	5-10
Washington (Mo.)	W	15-3
Washington (Mo.)	W	9-6
Nebraska	L	4-5
Nebraska	W	9-5
Kansas	L	5-6
Kansas	L	5-8
Kansas	W	3-1
Kansas	L	7-13
Washington (Mo.)	L	2-10
Washington (Mo.)	W	10-5

1924 (7-12)

Coach Hank Garrity

Nebraska	L	2-4
Nebraska	W	4-2
Kansas State	L	3-5
Kansas State	W	9-0
Iowa State	L	4-9
Iowa State	L	1-6
Washington (Mo.)	L	3-5
Washington (Mo.)	W	10-4
Kansas	L	4-7
Kansas	L	1-11
Oklahoma	W	11-4
Kansas	L	4-5
Kansas	L	7-8
Kansas State	L	9-10
Kansas State	W	7-5
Washington (Mo.)	L	1-12
Washington (Mo.)	W	6-4
Iowa State	W	3-2
Iowa State	L	7-8

1925 (9-8)

Coach Harry Kipke

Drury	W	9-2
Oklahoma State	W	18-2
Oklahoma	L	2-3
Oklahoma	L	3-6
Kansas State	L	1-6
Kansas State	L	4-5
Nebraska	L	0-6
Nebraska	W	4-3
Washington (Mo.)	W	11-7
Washington (Mo.)	W	9-8
Washington (Mo.)	W	5-4
Washington (Mo.)	W	4-2
Iowa State	L	1-10
Kansas	L	1-3
Kansas	W	9-5
Kansas	L	5-9
Kansas	W	7-6



1926 (5-8)

COACH JACK CRANGLE

4/7	at Oklahoma State	L	8-9
4/8	at Oklahoma State	W	4-3
4/16	at Oklahoma State	W	5-4
4/17	at Oklahoma State	L	4-7
4/22	at St. Mary's	L	8-7
4/23	at Kansas State	L	4-5
4/24	at Kansas State	L	2-5
4/26	Iowa State	W	12-9
4/27	Iowa State	L	4-9
4/29	Haskell	W	8-6
4/30	Kansas	L	2-9
5/1	Kansas	L	5-6
5/1	Central Missouri State	W	20-6
5/8	Kansas	W	9-6
5/14	at Iowa State	W	12-5
5/15	at Iowa State	W	16-2
5/17	Oklahoma	L	7-12

1927 (7-8)

COACH JACK CRANGLE

4/8	at Oklahoma	L	0-3
4/9	at Oklahoma	L	0-10
4/22	Iowa State	W	8-1
4/23	Iowa State	W	11-3
4/27	Oklahoma State	L	8-9
4/27	Oklahoma State	W	4-0
4/28	Oklahoma State	L	8-11
4/28	Oklahoma State	W	7-6
5/6	Kansas	L	9-14
5/12	at Iowa State	W	4-1
5/13	at Iowa State	W	5-0
5/20	Oklahoma	W	9-8
5/21	Oklahoma	L	2-3
5/24	at Kansas	L	5-9
5/25	at Kansas	L	4-16

1928 (7-11)

COACH JACK CRANGLE

4/11	Oklahoma State	L	1-5
4/12	Oklahoma State	W	6-2
4/17	Washington (Mo.)	W	3-1
4/20	Oklahoma	W	2-0
4/21	Oklahoma	L	4-6
4/25	at Kansas State	L	0-6
4/26	at Kansas State	L	4-11
4/27	at Kansas	W	8-6
4/28	at Kansas	L	1-3
5/2	at Oklahoma State	L	1-2
5/3	at Oklahoma State	L	1-5
5/4	at Oklahoma	L	1-3
5/5	at Oklahoma	L	4-8
5/9	at Washington (Mo.)	L	3-5
5/10	Kansas	W	12-9
5/11	Kansas	L	3-8
5/18	at Iowa State	W	3-1
5/19	at Iowa State	W	10-9

1929 (8-9)

COACH JACK CRANGLE

4/13	Washington (Mo.)	L	4-6
4/16	Wisconsin	L	1-5
4/17	Wisconsin	L	2-4
4/19	Nebraska	W	4-3
4/20	Nebraska	W	1-0
4/24	Oklahoma	W	14-12
4/25	Oklahoma	L	2-3
4/26	Kansas State	L	2-3
4/27	Kansas State	L	9-10
5/1	Kansas	W	3-0
5/2	Kansas	W	7-5
5/10	Kansas	W	4-2
5/16	Iowa State	L	8-9
5/17	Iowa State	W	8-3
5/23	Central College	L	7-10
6/5	Nebraska	L	2-3
6/6	Nebraska	W	9-4

1930 (8-10)

COACH JACK CRANGLE

4/13	Iowa	L	0-14
4/21	Northwestern	W	6-5
4/22	Nebraska	W	3-1
4/23	Nebraska	W	10-8
4/29	Washington (Mo.)	L	3-5
5/1	Washington (Mo.)	L	4-20
5/2	Oklahoma	L	0-15
5/3	Oklahoma	W	4-3
5/5	Iowa State	W	4-3
5/6	Iowa State	L	0-6
5/9	Kansas State	L	1-16
5/10	Kansas State	L	9-10
5/13	Nebraska	L	3-9
5/14	Nebraska	L	1-2
5/16	Kansas	L	3-5
5/20	Kansas	W	6-5
5/21	Kansas	W	8-2
5/22	Kansas	W	2-1

1931 (8-3)

COACH JACK CRANGLE
BIG SIX CHAMPIONS

N/A	Truman State	L	2-3
4/15	Central College	W	11-1
4/17	Kansas State	L	4-6
4/18	Kansas State	W	14-11
4/21	Kansas	W	13-7
5/1	Kansas	W	5-3
5/2	Kansas	W	4-1
5/7	Kirksville	L	0-16
5/8	Iowa State	W	8-7
5/15	Nebraska	W	3-0
5/16	Nebraska	W	6-5

1932 (10-6)

COACH JACK CRANGLE
BIG SIX CHAMPIONS

N/A	Truman State	W	4-2
N/A	Washington (Mo.)	L	4-8
N/A	Oklahoma	W	8-3
N/A	Kansas State	W	14-5
N/A	Kansas State	L	6-7
N/A	Kansas	W	5-3
N/A	Kansas	L	4-8
N/A	Kansas	W	6-5
N/A	Kansas	W	6-3
N/A	Northwest Missouri State	W	4-1
N/A	Luther	L	3-4
N/A	Northwestern	L	7-10
N/A	Washington (Mo.)	W	13-8
N/A	Iowa State	W	10-1
N/A	Iowa State	L	5-10

1933 (5-6)

COACH CHESTER BREWER

N/A	Washington (Mo.)	L	3-4
N/A	Kansas State	L	5-11
N/A	Kansas State	W	10-3
N/A	Oklahoma	L	3-5
N/A	Oklahoma	L	12-20
N/A	Oklahoma City	W	3-2
N/A	Iowa State	W	1-0
N/A	Truman State	L	2-8
N/A	Kansas State	L	3-11
N/A	Oklahoma	W	16-8
N/A	Washington (Mo.)	W	9-5

1934 (7-11)

COACH CHESTER BREWER

3/30	Illinois Wesleyan	L	0-3
4/5	at Upper Iowa	L	1-10
4/6	at Luther College	L	3-11
4/7	at Kirksville Tea.	W	5-1
4/7	at Kirksville Ost.	L	4-5
4/9	Westminster	W	10-7
4/11	at Westminster	W	5-3
4/12	Illinois Wesleyan	W	22-7
4/13	at Monmouth	L	1-8
4/14	at Illinois College	L	9-15
4/17	Kirksville Tea.	L	7-8
4/20	at Kansas State	L	5-6
4/21	at Kansas State	L	8-29
4/23	Oklahoma	W	5-4
4/24	Oklahoma	L	1-3
4/25	Oklahoma	W	4-1
5/4	Kansas State	L	3-9
5/5	Kansas State	W	5-0



1935 (7-10)

COACH ANTON STANKOWSKI

4/11	at Oklahoma	L	5-15
4/12	at Oklahoma	L	5-13
4/13	at Oklahoma	L	10-11
4/16	Kansas State	L	2-3
4/23	at Westminster	W	8-3
4/26	Iowa State	W	3-2
4/27	Iowa State	L	5-7
4/29	at Kansas State	W	8-3
4/30	at Kansas State	W	3-2
4/30	at Kansas State	L	2-6
5/8	at Kirksville Tea.	W	7-2
5/9	at Iowa State	L	3-5
5/10	at Iowa State	L	4-6
5/17	Washington (Mo.)	L	0-1
5/18	Washington (Mo.)	W	4-3
5/21	Westminster	W	12-4
5/23	Kirksville Tea.	L	2-4

1936 (9-7)

COACH ANTON STANKOWSKI

N/A	Westminster	W	14-9
N/A	Westminster	W	15-3
N/A	Nebraska	W	7-6
N/A	Nebraska	L	4-8
N/A	Westminster	L	4-9
N/A	Truman State	W	8-0
N/A	Iowa State	L	5-6
N/A	Iowa State	L	5-6
N/A	Saint Louis	W	3-2
N/A	Washington (Mo.)	L	2-3
N/A	Kansas State	W	2-0
N/A	Kansas State	L	2-3
N/A	Kansas State	W	10-6
N/A	Kansas State	L	3-4
N/A	Washington (Mo.)	W	7-2
N/A	Saint Louis	W	6-5

1937 (13-2-1)

COACH JOHN "HI" SIMMONS
BIG SIX CHAMPIONS

N/A	Westminster	W	4-2
N/A	Nebraska	W	7-6
N/A	Nebraska	W	10-8
N/A	Iowa State	W	3-2
N/A	Iowa State	W	11-2
N/A	Westminster	W	5-3
N/A	Kansas State	L	1-6
N/A	Kansas	L	4-5
N/A	Kansas	W	12-7
N/A	Saint Louis	W	18-2
N/A	Kansas State	W	4-0
N/A	Kansas State	W	10-1
N/A	Washington (Mo.)	W	14-2
N/A	Saint Louis	W	9-5
N/A	Kansas	W	9-1
N/A	Kansas	T	2-2

1938 (11-3)

COACH JOHN "HI" SIMMONS
BIG SIX CHAMPIONS

4/11	Truman State	W	7-2
4/18	Iowa	W	13-0
4/19	Westminster	W	9-3
4/22	Nebraska	W	5-1
4/23	Nebraska	W	14-0
4/29	Iowa State	W	3-0
4/30	Iowa State	L	2-5
5/2	Kansas State	W	4-0
5/3	Kansas State	W	4-3
5/9	Kansas	W	21-1
5/10	Kansas	L	3-4
5/16	Oklahoma	W	3-2
5/17	Oklahoma	W	1-0
5/20	Saint Louis	L	3-6

1939 (11-3)

COACH JOHN "HI" SIMMONS

4/14	Rockhurst	L	1-5
4/24	Nebraska	W	2-1
4/25	Nebraska	W	9-2
5/1	Iowa State	W	4-0
5/2	Iowa State	W	7-2
5/5	at Kansas State	W	2-0
5/6	at Kansas State	W	21-9
5/8	at Kansas	W	1-0
5/9	at Kansas	W	3-2
5/12	Kansas State	W	3-2
5/13	Kansas State	W	4-2
5/16	Saint Louis	W	9-0
5/22	at Oklahoma	L	4-10
5/23	at Oklahoma	L	2-8

1940 (8-4)

COACH JOHN "HI" SIMMONS

4/16	Kansas	W	9-6
4/20	Rockhurst	W	18-1
4/27	at Nebraska	W	7-5
4/27	at Nebraska	W	8-2
5/3	Kansas State	L	6-7
5/4	Kansas State	L	6-7
5/6	Westminster	W	14-2
5/9	at Iowa State	W	3-0
5/10	at Iowa State	L	0-2
5/13	Oklahoma	L	5-12
5/14	Oklahoma	W	4-3
5/20	at Kansas	W	8-6

1941 (15-2)

COACH JOHN "HI" SIMMONS
BIG SIX CHAMPIONS

N/A	Drake	W	13-1
N/A	Washington (Mo.)	W	4-2
N/A	at Saint Louis	W	8-5
N/A	at Washington (Mo.)	W	20-10
N/A	Nebraska	W	17-1
N/A	Nebraska	W	5-1
N/A	Saint Louis	W	17-0
N/A	at Kansas State	W	10-2
N/A	at Kansas State	L	2-6
N/A	at Kansas	W	5-0
N/A	at Kansas	W	18-5
N/A	Kansas	W	4-2
N/A	Kansas	W	3-1
N/A	at Oklahoma	W	3-2
N/A	at Oklahoma	L	2-4
N/A	Iowa State	W	5-4
N/A	Iowa State	W	14-13

1942 (12-3)

COACH JOHN "HI" SIMMONS
BIG SIX CHAMPIONS

N/A	Central College	W	6-0
4/17	Kansas State	W	1-0
4/18	Kansas State	L	0-3
4/21	Jefferson Barracks	L	6-8
4/24	at Washington (Mo.)	W	2-1
4/25	at Jefferson Barracks	W	14-11
4/28	Kansas	W	11-3
5/1	Nebraska	W	10-7
5/5	Washington (Mo.)	W	10-0
5/12	Oklahoma	W	11-10
5/15	Iowa State	W	6-4
5/16	Iowa State	W	8-1
5/19	Kansas	W	6-1
5/21	Bradley Tech	L	2-9
5/22	Bradley Tech	W	14-8

1943 (3-3)

COACH JOHN "HI" SIMMONS

N/A	Westminster	W	5-1
N/A	Westminster	L	2-4
N/A	Washington (Mo.)	W	10-3
N/A	Lambert Field	L	2-6
N/A	Iowa State	W	1-0
N/A	Iowa State	L	0-6

1944 (WORLD WAR II)

No Team

1945 (WORLD WAR II)

No Team



1946 (5-7)

COACH JOHN "HI" SIMMONS

N/A	Sedalia Army	W	27-5
N/A	Nebraska	L	2-5
N/A	Nebraska	L	4-5
N/A	Saint Louis	L	4-5
N/A	Washington (Mo.)	L	14-19
N/A	Kansas	W	5-4
N/A	Kansas	W	7-5
N/A	Kansas	W	7-5
N/A	Kansas	W	8-4
N/A	Washington (Mo.)	L	0-5
N/A	Iowa State	L	2-3
N/A	Iowa State	L	0-9

1947 (11-8)

COACH JOHN "HI" SIMMONS

4/11	at Saint Louis	L	5-6
4/12	at Saint Louis	W	18-1
4/18	Saint Louis	W	4-0
4/19	Saint Louis	L	4-8
4/20	Nebraska	W	13-8
4/25	at Kansas State	L	2-4
4/26	at Kansas State	L	3-4
5/2	at Kansas	W	7-0
5/3	at Kansas	W	9-4
5/5	at Nebraska	W	6-4
5/6	at Nebraska	W	11-4
5/12	Oklahoma	L	3-7
5/13	Oklahoma	W	12-4
5/16	at Iowa State	W	4-2
5/19	Kansas State	W	2-0
5/23	at Oklahoma	L	1-4
5/24	at Oklahoma	L	1-6
5/27	Kansas	L	1-2
5/28	Kansas	W	4-0

1948 (15-6)

COACH JOHN "HI" SIMMONS

4/9	at Washington (Mo.)	L	2-7
4/10	at Saint Louis	W	9-0
4/14	Arkansas	W	9-8
4/16	at Kansas	W	10-5
4/17	at Kansas	W	1-0
4/20	Washington (Mo.)	W	5-2
4/23	Nebraska	W	3-0
4/24	Nebraska	L	1-3
4/26	Oklahoma	W	3-2
4/27	Oklahoma	L	2-3
4/30	Iowa State	W	22-6
5/1	Iowa State	W	4-0
5/7	at Kansas	W	8-2
5/8	at Kansas	L	2-4
5/14	Saint Louis	W	6-1
5/17	Kansas State	L	1-4
5/18	Kansas State	W	11-4
5/21	at Kansas State	W	8-1
5/22	at Kansas State	W	4-3
5/24	at Colorado	L	3-4
5/25	at Colorado	W	6-0

1949 (7-11)

COACH JOHN "HI" SIMMONS

4/16	at Washington (Mo.)	L	3-5
4/16	at Washington (Mo.)	W	6-0
4/20	Kansas	W	7-1
4/21	Kansas	L	1-4
4/25	Oklahoma State	L	0-5
4/29	at Oklahoma State	L	0-14
4/30	at Oklahoma State	L	9-13
5/2	at Oklahoma	W	7-5
5/3	at Oklahoma	L	1-2
5/6	at Kansas	L	1-2
5/7	at Kansas	L	2-4
5/10	Washington (Mo.)	W	6-5
5/13	at Iowa State	L	3-4
5/16	at Nebraska	W	8-3
5/17	at Nebraska	L	0-8
5/20	Kansas State	W	3-0
5/23	Colorado	W	5-0
5/24	Colorado	L	0-1

1950 (10-9-1)

COACH JOHN "HI" SIMMONS

4/5	at Arkansas	L	4-7
4/6	at SMU	L	11-20
4/7	at TCU	L	2-3
4/8	at TCU	L	4-6
4/14	Nebraska	L	1-7
4/15	Nebraska	L	1-3
4/18	at Washington (Mo.)	W	8-5
4/21	Iowa State	W	5-1
4/22	Iowa State	W	4-3
4/24	at Kansas	W	9-2
4/25	at Kansas	L	3-9
5/1	Kansas	W	4-3
5/2	Kansas	L	1-2
5/6	at Kansas State	W	6-2
5/6	at Kansas State	W	3-1
5/8	at Colorado	L	0-8
5/9	at Colorado	T	3-3
5/12	Washington (Mo.)	W	12-0
5/19	Oklahoma	W	9-8
5/20	Oklahoma	W	6-0

1951 (8-5)

COACH JOHN "HI" SIMMONS

N/A	Washington (Mo.)	W	2-0
N/A	Fort Leonard Wood	W	8-5
N/A	Oklahoma	L	4-5
N/A	Rockhurst	L	1-4
N/A	Kansas State	W	12-1
N/A	Kansas State	L	7-9
N/A	Kansas	W	8-0
N/A	Nebraska	W	4-3
N/A	Washington (Mo.)	W	2-0
N/A	Fort Leonard Wood	L	5-18
N/A	Colorado	W	2-0
N/A	Kansas State	L	0-8
N/A	Kansas State	W	5-0

1952 (20-7)

COACH JOHN "HI" SIMMONS
BIG SEVEN CHAMPIONS
COLLEGE WORLD SERIES
NATIONAL RUNNERS-UP

4/4	Fort Leonard Wood	W	3-1
4/12	at TCU	L	0-5
4/12	at TCU	W	7-6
4/14	at Oklahoma State	L	0-3
4/16	at Oklahoma State	L	5-6
4/18	Kansas State	W	20-0
4/19	Kansas State	W	12-4
4/25	Iowa State	W	7-0
4/26	Iowa State	W	6-2
4/29	at Fort Leonard Wood	L	2-6
5/2	at Kansas State	W	9-6
5/3	at Kansas State	L	4-5
5/5	at Colorado	W	18-4
5/6	at Colorado	W	19-4
5/9	Oklahoma	W	7-4
5/9	Oklahoma	W	5-4
5/12	Nebraska	W	6-5
5/13	Nebraska	W	8-5
5/19	Kansas	W	2-0
5/20	Kansas	W	5-2
N/A	Saint Louis - a	W	7-1
N/A	Saint Louis - a	W	8-1
6/13	Colorado State - b	W	15-1
6/14	Holy Cross - b	W	1-0
6/16	Penn State - b	W	3-2
6/17	Holy Cross - b	L	3-7
6/18	Holy Cross - b	L	4-8

a - District 5 Playoffs

b - College World Series (Omaha, Neb.)

1953 (10-9)

COACH JOHN "HI" SIMMONS

4/3	at Tulsa	L	5-6
4/4	at Tulsa	W	10-9
4/10	Fort Leonard Wood	L	1-2
4/17	Oklahoma State	L	1-4
4/18	Oklahoma State	W	14-3
4/20	Kansas State	W	25-3
4/21	Kansas State	W	10-2
4/27	at Nebraska	L	6-11
4/28	at Nebraska	W	3-0
5/1	Colorado	W	9-5
5/2	Colorado	L	5-6
5/8	at Kansas State	W	13-3
5/9	at Kansas State	L	7-9
5/11	at Kansas	W	8-3
5/12	at Kansas	W	4-3
5/18	Kansas	W	10-9
5/19	Kansas	L	7-9
5/22	at Oklahoma	L	2-5
5/23	at Oklahoma	L	5-7



1954 (22-4)
COACH JOHN "HI" SIMMONS
BIG SEVEN CHAMPIONS
COLLEGE WORLD SERIES
NATIONAL CHAMPIONS

4/3	Fort Leonard Wood	L	3-6
4/6	Fort Leonard Wood	W	4-2
4/9	Arkansas	W	18-0
4/10	Arkansas	W	12-6
4/16	at Oklahoma State	L	3-5
4/17	at Oklahoma State	W	12-6
N/A	Sedalia	W	24-1
N/A	Sedalia	W	11-3
4/26	Iowa State	L	1-4
4/27	Iowa State	W	5-3
5/7	at Kansas State	W	5-3
5/8	at Kansas State	W	10-5
5/10	at Colorado	W	11-5
5/11	at Colorado	W	11-2
5/14	Oklahoma	W	14-1
5/15	Oklahoma	W	6-3
5/17	Nebraska	W	3-1
5/18	Nebraska	W	18-1
5/21	at Iowa State	W	7-2
5/22	at Iowa State	W	12-1
N/A	Lafayette - a	W	5-3
N/A	Rollins (Fla.) - a	L	1-4
N/A	Massachusetts - a	W	8-1
N/A	Oklahoma State - a	W	7-3
N/A	Michigan State - a	W	4-3
N/A	Rollings (Fla.) - a	W	4-1

a - College World Series (Omaha, Neb.)

1955 (14-6)
COACH JOHN "HI" SIMMONS

4/2	at Fort Leonard Wood	W	27-4
4/5	Fort Leonard Wood	W	6-2
4/8	at Arkansas	W	11-5
4/9	at Arkansas	L	1-2
4/11	at Tulsa	W	12-2
4/12	at Tulsa	W	10-4
4/15	Oklahoma State	L	3-4
4/16	Oklahoma State	L	7-10
4/22	at Iowa State	W	7-0
4/29	at Oklahoma	L	2-4
4/30	at Oklahoma	L	0-4
5/6	Colorado	W	5-3
5/9	Kansas State	W	19-1
5/10	Kansas State	W	15-2
5/13	at Nebraska	L	3-4
5/14	at Nebraska	W	2-1
5/16	at Kansas	W	11-2
5/17	at Kansas	W	16-1
5/27	Iowa State	W	5-1
5/28	Iowa State	W	8-7

1956 (14-7)
COACH JOHN "HI" SIMMONS

3/30	at Oklahoma State	W	7-5
3/31	at Oklahoma State	L	9-10
4/2	at Tulsa	W	14-6
4/3	at Tulsa	W	8-6
4/7	at Washington (Mo.)	W	7-5
4/10	Washington (Mo.)	W	12-3
4/13	Arkansas	W	2-0
4/14	Arkansas	W	8-2
4/20	Iowa State	W	6-1
4/21	Iowa State	W	18-4
4/27	at Kansas State	W	8-1
4/30	at Colorado	W	7-4
5/1	at Colorado	L	3-4
5/11	Kansas	W	18-1
5/12	Kansas	W	14-5
5/14	Oklahoma	L	6-13
5/18	at Nebraska	L	7-10
5/19	at Nebraska	W	27-4
5/21	at Kansas	L	7-10
5/22	at Kansas	L	6-7
5/31	Oklahoma	L	4-11

1957 (13-7)
COACH JOHN "HI" SIMMONS

3/29	at Arkansas	W	12-6
3/30	at Arkansas	W	9-7
4/10	at Washington (Mo.)	W	7-0
4/13	Colorado	W	6-2
4/13	Colorado	W	3-2
4/19	at Iowa State	L	9-14
4/20	at Iowa State	L	5-6
4/20	at Iowa State	W	7-3
4/26	at Kansas	W	16-5
4/27	at Kansas	L	3-6
4/27	at Kansas	W	5-1
5/3	Kansas State	W	16-4
5/5	Kansas State	W	6-5
5/5	Kansas State	W	9-2
5/10	Nebraska	L	6-8
5/11	Nebraska	L	2-7
5/11	Nebraska	W	5-2
5/24	at Oklahoma	L	3-4
5/25	at Oklahoma	W	1-0
5/25	at Oklahoma	L	2-7

1958 (22-7)
COACH JOHN "HI" SIMMONS
BIG EIGHT CHAMPIONS
COLLEGE WORLD SERIES
NATIONAL RUNNERS-UP

4/4	at Mississippi	W	5-4
4/5	at Mississippi	W	14-5
4/7	at Arkansas State	W	13-0
4/8	at Arkansas State	L	2-3
4/11	at Nebraska	L	3-6
4/12	at Nebraska	W	9-6
4/12	at Nebraska	W	12-5
4/15	at Washington (Mo.)	L	4-5
4/18	Kansas	W	25-14
4/25	at Kansas State	W	5-0
4/26	at Kansas State	L	3-6
4/26	at Kansas State	L	3-6
5/2	Oklahoma	W	5-4
5/6	Washington (Mo.)	W	12-3
5/9	Iowa State	W	8-6
5/10	Iowa State	L	7-8
5/10	Iowa State	W	11-0
5/16	at Colorado	W	17-8
5/17	at Colorado	W	9-3
5/17	at Colorado	W	8-3
5/23	Oklahoma State	W	14-4
6/6	Iowa State - a	W	11-7
6/7	Iowa State - a	W	13-3
6/14	Western Michigan - b	W	3-1
6/16	Colorado State - b	W	11-2
6/17	Holy Cross - b	W	4-1
6/18	Western Michigan - b	W	3-1
6/19	USC - b	L	0-7
6/20	USC - b	L	7-8

a - District 5 Playoffs (Columbia, Mo.)

b - College World Series (Omaha, Neb.)

1959 (3-17)
COACH JOHN "HI" SIMMONS

3/27	at Memphis State	W*	4-2
3/28	at Memphis State	W*	10-2
3/30	at Arkansas State	W*	12-1
4/3	Arkansas	W*	11-0
4/4	Arkansas	W*	13-0
4/7	Washington (Mo.)	W*	10-4
4/10	Kansas State	W*	3-0
4/11	Kansas State	W*	26-3
4/11	Kansas State	W*	22-0
4/24	Nebraska	W*	8-7
4/25	Nebraska	W*	8-2
4/25	Nebraska	W*	3-2
5/1	at Oklahoma	W*	3-1
5/2	at Oklahoma	L	0-1
5/8	at Iowa State	L	2-4
5/15	Colorado	W	14-0
5/16	Colorado	W	7-6
5/16	Colorado	W	6-0
5/23	at Oklahoma State	L	0-1
5/23	at Oklahoma State	L	1-2

* wins forfeited due to ineligible player



1960 (12-9)

COACH JOHN "HI" SIMMONS

4/1	at Memphis	W	19-7
4/2	at Memphis	L	7-10
4/4	at Arkansas	W	21-8
4/5	at Arkansas	L	8-9
4/8	Oklahoma State	L	3-4
4/9	Oklahoma State	L	1-2
4/9	Oklahoma State	L	0-2
4/12	Washington (Mo.)	W	20-6
4/15	at Nebraska	W	12-9
4/15	at Nebraska	W	14-9
4/16	at Nebraska	W	9-6
4/20	at Washington (Mo.)	L	5-6
4/22	Kansas	W	11-3
4/23	Kansas	W	10-9
4/23	Kansas	W	10-9
5/7	Oklahoma	W	6-5
5/7	Oklahoma	L	4-7
5/13	Iowa State	L	6-8
5/14	Iowa State	L	2-7
5/14	Iowa State	W	10-2
5/18	at Colorado	W	17-2

1961 (16-7)

COACH JOHN "HI" SIMMONS

4/1	at Memphis	W	1-0
4/3	at Memphis	W	10-3
4/7	at Oklahoma	W	5-0
4/7	at Oklahoma	L	3-4
4/11	Washington (Mo.)	W	11-2
4/14	Nebraska	W	5-3
4/15	Nebraska	W	2-1
4/15	Nebraska	W	5-2
4/18	at Washington (Mo.)	L	2-5
4/21	at Kansas	W	3-1
4/21	at Kansas	W	4-1
4/28	Kansas State	W	16-8
4/29	Kansas State	L	1-4
4/29	Kansas State	W	2-1
5/5	at Iowa State	L	5-6
5/6	at Iowa State	W	13-3
5/6	at Iowa State	W	18-1
5/12	Colorado	L	13-16
5/13	Colorado	W	9-1
5/13	Colorado	W	5-4
5/19	at Oklahoma State	L	1-2
5/19	at Oklahoma State	W	7-1
5/20	at Oklahoma State	L	2-3

1962 (22-7)

COACH JOHN "HI" SIMMONS
BIG EIGHT CHAMPIONS
COLLEGE WORLD SERIES

3/29	at Arkansas State	W	9-2
3/29	at Arkansas State	W	7-3
4/2	Arkansas	W	15-7
4/3	Arkansas	W	10-4
4/6	Iowa State	W	12-8
4/7	Iowa State	W	13-3
4/7	Iowa State	W	3-0
4/13	at Colorado	W	9-1
4/13	at Colorado	L	0-4
4/14	at Colorado	W	10-7
4/16	Kansas	L	3-9
4/17	Kansas	L	0-8
4/17	Kansas	W	7-5
4/27	at Nebraska	W	12-5
4/27	at Nebraska	W	4-2
4/28	at Nebraska	W	1-0
5/4	Oklahoma	L	10-13
5/4	Oklahoma	W	9-6
5/5	Oklahoma	W	5-1
5/11	at Kansas State	W	15-4
5/11	at Kansas State	W	7-0
5/12	at Kansas State	W	8-5
5/18	Oklahoma State	W	7-4
5/19	Oklahoma State	W	10-1
N/A	Oklahoma State	L	2-8
N/A	Bradley - a	W	3-1
N/A	Bradley - a	W	9-4
N/A	Ithaca - b	L	1-5
N/A	Santa Clara - b	L	4-7

a - District 5 Playoffs

b - College World Series (Omaha, Neb.)

1963 (25-8)

COACH JOHN "HI" SIMMONS
BIG EIGHT CHAMPIONS
COLLEGE WORLD SERIES

3/30	at Arkansas	W	10-6
3/30	at Arkansas	L	5-6
4/1	at Centenary	W	7-2
4/2	at Centenary	W	11-6
4/3	at Tulsa	L	4-5
4/3	at Tulsa	W	4-1
4/5	at Oklahoma State	L	0-1
4/5	at Oklahoma State	W	2-0
4/12	at Iowa State	W	2-0
4/12	at Iowa State	W	9-1
4/13	at Iowa State	W	3-0
4/19	Colorado	W	21-7
4/20	Colorado	W	7-1
4/20	Colorado	W	9-0
4/26	Kansas State	W	4-1
4/26	Kansas State	W	8-1
5/3	Oklahoma	L	2-3
5/3	Oklahoma	W	5-2
5/4	Oklahoma	W	8-1
5/10	at Nebraska	W	6-0
5/10	at Nebraska	W	8-0
5/11	at Nebraska	W	7-0
5/17	Kansas	W	2-1
5/18	Kansas	L	2-3
5/18	Kansas	W	4-3
6/3	at Saint Louis - a	W	16-0
6/4	at Saint Louis - a	L	1-2
6/4	at Saint Louis - a	W	7-1
N/A	Holy Cross - b	W	3-0
N/A	Texas - b	W	3-2
N/A	Arizona - b	L	4-6
N/A	Southern California - b	L	3-12

a - District 5 Playoffs

b - College World Series (Omaha, Neb.)



1964 (26-5-1)
COACH JOHN "HI" SIMMONS
BIG EIGHT CHAMPIONS
COLLEGE WORLD SERIES
NATIONAL RUNNERS-UP

3/25	at TCU	W	4-0
3/26	at TCU	L	2-3
3/27	at Baylor	L	2-5
3/28	at Baylor	L	1-3
3/30	at Tulsa	W	10-0
3/31	at Tulsa	W	13-1
4/10	at Colorado	W	7-2
4/10	at Colorado	W	6-4
4/11	at Colorado	W	6-4
4/17	Iowa State	W	2-0
4/24	Kansas State	W	7-1
4/25	Kansas State	W	2-1
4/25	Kansas State	W	6-0
5/1	at Oklahoma	W	4-1
5/1	at Oklahoma	W	3-1
5/2	at Oklahoma	W	1-0
5/8	Oklahoma State	W	11-1
5/15	Nebraska	W	4-2
5/16	Nebraska	W	9-0
5/18	Nebraska	W	2-1
5/22	at Kansas	W	2-1
5/22	at Kansas	W	2-0
5/23	at Kansas State	W	4-3
N/A	Saint Louis - a	T	1-1
N/A	Saint Louis - a	W	2-1
N/A	Arizona State - b	W	7-0
N/A	Southern California - b	L	2-3
N/A	Seton Hall - b	W	3-1
N/A	Minnesota - b	W	4-1
N/A	Maine - b	W	2-1
N/A	Minnesota - b	L	1-5

a - District 5 Playoffs

b - College World Series (Omaha, Neb.)

1965 (15-8)
COACH JOHN "HI" SIMMONS
BIG EIGHT CHAMPIONS

3/26	at Texas Tech	W	6-3
3/27	at Texas Tech	W	26-3
4/2	Ohio State	L	6-10
4/9	at Nebraska	L	0-4
4/9	at Nebraska	L	2-5
4/16	Oklahoma	W	10-2
4/16	Oklahoma	W	12-1
4/18	Oklahoma	W	9-1
4/23	at Oklahoma State	L	1-8
4/23	at Oklahoma State	W	8-6
4/24	at Oklahoma State	W	5-4
4/30	at Kansas State	W	13-9
4/30	at Kansas State	W	6-1
5/1	at Kansas State	W	14-8
5/7	Kansas	W	13-6
5/8	Kansas	W	8-6
5/8	Kansas	W	1-0
5/14	Colorado	W	9-2
5/15	Colorado	L	2-3
5/15	Colorado	L	5-7
5/21	at Iowa State	W	8-6
5/27	Saint Louis - a	L	4-5
5/27	Saint Louis - a	L	4-5

a - District 5 Playoffs

1966 (13-12)
COACH JOHN "HI" SIMMONS

4/1	at Trinity	L	1-9
4/2	at Sam Houston State	L	7-8
4/2	at Randolph AFB	W	9-3
4/4	at Texas A&M	W	4-3
4/4	at West Texas A&M	W	2-1
4/5	at St. Mary's	L	8-9
4/6	at Ft. Houston	W	18-6
4/8	Iowa State	L	6-7
4/8	Iowa State	L	1-3
4/10	Iowa State	W	10-6
4/15	at Colorado	W	5-1
4/15	at Colorado	L	2-12
4/16	at Colorado	L	2-4
4/29	Nebraska	L	4-8
4/30	Nebraska	W	3-0
4/30	Nebraska	W	1-0
5/6	Oklahoma State	W	1-0
5/6	Oklahoma State	W	3-2
5/7	Oklahoma State	W	7-0
5/13	at Oklahoma	L	4-6
5/13	at Oklahoma	L	0-3
5/14	at Oklahoma	L	0-3
5/20	Kansas State	L	1-7
5/21	Kansas State	W	5-3
5/21	Kansas State	W	6-1

1967 (15-14-1)
COACH JOHN "HI" SIMMONS

3/27	at TCU	L	1-3
3/27	at TCU	L	4-17
3/28	at TCU	W	4-2
3/29	at Texas A&M	W	8-5
3/30	at Texas A&M	T	6-6
3/30	at Texas A&M	L	2-8
3/31	at Tulane	W	5-1
4/1	at Tulane	L	3-10
4/1	at Tulane	L	1-2
4/7	at Oklahoma State	W	6-5
4/7	at Oklahoma State	L	6-7
4/8	at Oklahoma State	L	7-8
4/14	at Kansas State	L	4-11
4/14	at Kansas State	W	12-1
4/15	at Kansas State	L	5-14
4/21	Kansas	W	10-9
4/22	Kansas	W	10-4
4/22	Kansas	L	5-7
4/28	Nebraska	W	6-3
4/29	Nebraska	L	1-4
4/29	Nebraska	W	14-3
5/5	Oklahoma	W	2-1
5/5	Oklahoma	W	3-2
5/6	Oklahoma	W	2-1
5/12	at Iowa State	W	5-1
5/13	at Iowa State	T	1-1
5/13	at Iowa State	W	9-2
5/19	Colorado	L	3-14
5/20	Colorado	L	1-3
5/20	Colorado	L	6-7

1968 (11-16)
COACH JOHN "HI" SIMMONS

3/27	Air Force	W	7-6
3/27	Arkansas	W	8-4
3/28	St. Mary's	L	0-2
3/29	Trinity	L	1-2
3/29	Trinity	L	7-8
3/30	St. Edwards	L	10-13
4/1	at Texas A&M	L	0-4
4/5	at Colorado	W	8-5
4/6	at Colorado	L	4-12
4/8	at Colorado	L	7-3
4/12	Iowa State	W	4-0
4/13	Iowa State	L	6-9
4/13	Iowa State	W	7-6
4/20	Nebraska	W	1-0
4/20	Nebraska	W	5-1
4/26	Oklahoma	L	2-3
4/26	Oklahoma	L	0-1
4/27	Oklahoma	L	1-8
5/3	Kansas State	W	9-6
5/3	Kansas State	L	1-2
5/4	Kansas State	W	9-6
5/10	at Kansas	W	13-1
5/10	at Kansas	L	1-2
5/11	at Kansas	W	2-1
5/17	Oklahoma State	L	3-5
5/18	Oklahoma State	L	3-10
5/18	Oklahoma State	L	1-4

1969 (14-13)
COACH JOHN "HI" SIMMONS

3/25	at Texas A&M	L	0-2
3/26	at Texas A&M	L	5-6
3/27	at St. Mary's	L	0-5
3/28	at Texas Lutheran	W	7-6
3/29	at Trinity	W	2-1
4/1	at SMU	W	1-0
4/4	at Oklahoma State	L	7-8
4/4	at Oklahoma State	L	1-5
4/5	at Oklahoma State	W	5-4
4/11	Colorado	L	2-3
4/12	Colorado	W	6-5
4/12	Colorado	W	2-0
4/18	at Iowa State	W	5-2
4/19	at Iowa State	W	1-0
4/19	at Iowa State	W	2-1
4/25	at Nebraska	L	0-4
4/25	at Nebraska	W	6-2
4/26	at Nebraska	W	4-1
5/2	Kansas	W	9-3
5/2	Kansas	L	3-6
5/3	Kansas	W	10-6
5/9	at Kansas State	W	5-0
5/9	at Kansas State	W	11-1
5/10	at Kansas State	L	3-4
5/16	Oklahoma	L	5-8
5/17	Oklahoma	L	1-8
5/17	Oklahoma	L	6-8



1970 (12-13)

COACH JOHN "HI" SIMMONS

N/A	Texas A&M	L	0-3
N/A	Texas A&M	W	3-0
N/A	Texas A&M	L	2-9
N/A	Trinity	L	1-10
N/A	Saint Mary's	L	8-15
N/A	Texas Lutheran	W	4-2
N/A	Omaha	W	11-1
N/A	Texas State	W	15-6
N/A	Iowa State	L	0-1
N/A	Iowa State	L	1-5
N/A	Iowa State	L	9-16
N/A	Oklahoma State	W	7-5
N/A	Nebraska	L	2-3
N/A	Nebraska	W	3-1
N/A	Nebraska	W	4-2
N/A	Kansas	L	5-6
N/A	Kansas	W	5-2
N/A	Kansas	L	5-10
N/A	Colorado	L	4-5
N/A	Colorado	W	7-5
N/A	Colorado	W	7-2
N/A	Kansas State	L	0-2
N/A	Kansas State	W	4-2
N/A	Oklahoma	L	3-4
N/A	Oklahoma	W	3-2

1971 (17-16)

COACH JOHN "HI" SIMMONS

N/A	Texas-Pan American	L	1-5
N/A	Texas-Pan American	L	0-4
N/A	Trinity	L	2-5
N/A	Trinity	W	4-3
N/A	Texas A&M	L	0-3
N/A	Texas A&M	W	11-3
N/A	Texas A&M	L	4-10
N/A	Texas State	W	2-0
N/A	Saint Edward's	W	10-4
N/A	Saint Mary's	L	2-3
N/A	Saint Louis	W	2-1
N/A	Saint Louis	L	1-4
N/A	Kansas	W	5-4
N/A	Kansas	W	3-0
N/A	Kansas	W	7-5
N/A	Iowa State	L	3-4
N/A	Iowa State	L	3-5
N/A	Iowa State	L	4-9
N/A	Colorado	W	4-0
N/A	Colorado	W	7-5
N/A	Colorado	L	7-8
N/A	Kansas State	L	0-12
N/A	Kansas State	L	0-2
N/A	Kansas State	L	4-5
N/A	Oklahoma State	W	2-1
N/A	Oklahoma State	W	7-1
N/A	Oklahoma State	W	6-5
N/A	Nebraska	L	1-2
N/A	Nebraska	W	7-2
N/A	Nebraska	W	11-7
N/A	Oklahoma	W	2-1
N/A	Oklahoma	W	7-5
N/A	Oklahoma	L	0-1

1972 (16-16)

COACH JOHN "HI" SIMMONS

N/A	Indiana	W	1-0
N/A	Indiana	L	3-5
N/A	Indiana	W	15-13
N/A	Indiana	W	3-0
N/A	Texas-Pan American	L	4-6
N/A	Texas-Pan American	L	0-11
N/A	Texas-Pan American	L	2-7
N/A	Texas-Pan American	L	0-6
N/A	Arkansas	W	6-1
N/A	Arkansas	W	3-1
N/A	Saint Louis	W	5-0
N/A	Saint Louis	W	3-2
N/A	Kansas State	W	4-3
N/A	Kansas State	L	2-6
N/A	Kansas State	L	0-7
N/A	Colorado	L	2-5
N/A	Colorado	L	6-11
N/A	Colorado	L	9-15
N/A	Nebraska	L	2-13
N/A	Nebraska	W	9-0
N/A	Nebraska	L	1-7
N/A	Kansas	W	12-3
N/A	Kansas	W	9-2
N/A	Kansas	L	3-10
N/A	Iowa State	W	2-1
N/A	Iowa State	W	8-7
N/A	Iowa State	W	13-2
N/A	Oklahoma State	W	6-2
N/A	Oklahoma State	L	2-8
N/A	Oklahoma	L	2-5
N/A	Oklahoma	L	2-4
N/A	Oklahoma	W	7-3

1973 (13-21)

COACH JOHN "HI" SIMMONS

N/A	Indiana	L	1-2
N/A	Texas-Pan American	L	3-7
N/A	Indiana	L	3-6
N/A	Texas-Pan American	L	0-3
N/A	Texas-Pan American	W	1-0
N/A	Indiana	L	7-13
N/A	Texas-Pan American	L	0-2
N/A	Indiana	W	5-1
N/A	Oklahoma	L	0-7
N/A	Oklahoma	L	0-3
N/A	Oklahoma	L	3-4
N/A	Colorado	L	3-5
N/A	Colorado	L	2-3
N/A	Colorado	L	0-5
N/A	Kansas State	L	5-6
N/A	Kansas State	L	2-6
N/A	Saint Louis	W	9-4
N/A	Saint Louis	L	9-14
N/A	Kansas	W	5-3
N/A	Kansas	L	1-3
N/A	Kansas	W	8-3
N/A	Missouri Western	L	2-3
N/A	Missouri Western	W	4-0
N/A	Iowa State	L	2-5
N/A	Iowa State	W	7-0
N/A	Iowa State	W	2-0
N/A	SIU-Edwardsville	L	4-10
N/A	SIU-Edwardsville	W	3-2
N/A	Oklahoma State	W	3-2
N/A	Oklahoma State	L	2-9
N/A	Oklahoma State	W	5-4
N/A	Nebraska	W	1-0
N/A	Nebraska	W	2-0
N/A	Nebraska	L	1-5

1974 (26-14)

COACH GENE MCARTOR

N/A	Kansas	W	2-1
N/A	Texas-Pan American	L	2-8
N/A	Kansas	L	3-5
N/A	Texas-Pan American	L	2-3
N/A	Texas A&M	L	1-7
N/A	Texas A&M	W	5-4
N/A	Texas-Pan American	L	2-6
N/A	Dallas	W	7-0
N/A	Dallas	W	13-3
N/A	Northwest Missouri State	W	4-3
N/A	Northwest Missouri State	W	9-1
N/A	Iowa State	W	4-3
N/A	Iowa State	W	9-5
N/A	Iowa State	W	9-2
N/A	Missouri-Rolla	W	11-0
N/A	Missouri-Rolla	W	7-2
N/A	Oklahoma State	W	4-3
N/A	Oklahoma State	L	0-7
N/A	Oklahoma State	L	6-9
N/A	Central Missouri State	W	6-5
N/A	Central Missouri State	W	5-4
N/A	Oklahoma	W	5-4
N/A	Oklahoma	L	0-7
N/A	Oklahoma	L	14-17
N/A	Saint Louis	W	7-6
N/A	Saint Louis	W	2-1
N/A	Nebraska	W	12-0
N/A	Nebraska	W	15-3
N/A	Nebraska	L	3-7
N/A	Missouri Western	W	5-2
N/A	Missouri Western	W	7-1
N/A	Kansas	L	3-6
N/A	Kansas	W	3-0
N/A	Kansas	W	9-3
N/A	Colorado	W	9-3
N/A	Colorado	W	10-9
N/A	Colorado	W	15-3
N/A	Kansas State	L	0-4
N/A	Kansas State	L	3-9
N/A	Kansas State	L	3-5



1975 (17-20)
COACH GENE MCARTOR

N/A	Dallas	W	5-0
N/A	Northern Iowa	W	2-0
N/A	Northern Iowa	W	14-3
N/A	Texas-Pan American	L	4-6
N/A	Northern Iowa	W	5-1
N/A	Texas-Pan American	L	0-8
N/A	Iowa	L	1-3
N/A	New Orleans	L	0-2
N/A	Northwest Missouri State	L	4-8
N/A	Northwest Missouri State	L	3-5
N/A	Missouri State	W	15-3
N/A	Missouri State	W	7-0
N/A	Central Missouri State	L	5-8
N/A	Missouri - St. Louis	W	6-3
N/A	Missouri - St. Louis	L	1-2
N/A	Kansas State	W	8-4
N/A	Kansas State	L	8-14
N/A	Kansas State	L	6-8
N/A	Nebraska	L	4-7
N/A	Nebraska	L	6-8
N/A	Nebraska	W	9-6
N/A	Saint Louis	W	10-9
N/A	Saint Louis	L	6-10
N/A	Kansas	W	12-8
N/A	Kansas	L	12-14
N/A	Kansas	W	8-6
N/A	Missouri Western	W	8-3
N/A	Missouri Western	L	10-16
N/A	Oklahoma	L	1-7
N/A	Oklahoma	L	1-13
N/A	Oklahoma	L	3-5
N/A	Iowa State	W	10-5
N/A	Iowa State	L	5-6
N/A	Iowa State	W	5-4
N/A	Oklahoma State	W	3-2
N/A	Oklahoma State	L	2-6
N/A	Oklahoma State	W	11-10

1976 (46-22)
COACH GENE MCARTOR
BIG EIGHT CHAMPIONS
NCAA MIDWEST REGIONAL

N/A	Buffalo	W	14-4
N/A	Buffalo	W	10-1
N/A	Michigan	L	1-6
N/A	Iowa	L	2-4
N/A	Buffalo	W	4-3
N/A	Iowa	W	13-6
N/A	Buffalo	W	3-2
N/A	Michigan	W	13-10
N/A	Michigan	W	14-2
N/A	Iowa	W	8-4
N/A	Buffalo	W	15-2
N/A	Michigan	L	3-4
N/A	Iowa	W	11-6
N/A	Missouri Southern	W	10-5
N/A	Missouri Southern	W	6-3
N/A	Truman State	W	10-1
N/A	Truman State	W	10-5
N/A	Missouri-Rolla	W	4-3
N/A	Missouri-Rolla	W	14-0
N/A	Baker	W	16-5
N/A	Baker	W	13-2
N/A	Oklahoma State	L	13-14
N/A	Oklahoma State	L	5-6
N/A	Oklahoma State	L	2-5
N/A	Oklahoma	L	3-6
N/A	Oklahoma	W	6-2
N/A	Missouri-St. Louis	L	3-4
N/A	Missouri-St. Louis	W	7-2
N/A	North Dakota	W	10-0
N/A	North Dakota	W	10-0
N/A	Wisconsin-Oshkosh	W	9-7
N/A	Wisconsin-Oshkosh	W	17-0
N/A	Wisconsin-Oshkosh	W	8-0
N/A	Wisconsin-Oshkosh	W	11-7
N/A	Central Missouri State	L	2-4
N/A	Central Missouri State	W	16-2
N/A	Kansas	L	0-7
N/A	Kansas	L	7-10
N/A	Kansas	W	6-4
N/A	Kansas State	W	4-1
N/A	Kansas State	L	0-2
N/A	Saint Louis	W	3-2
N/A	Saint Louis	W	2-0
N/A	Iowa State	W	9-4
N/A	Iowa State	L	2-8
N/A	Iowa State	W	6-5
N/A	Iowa State	W	7-1
N/A	Kansas State	W	9-0
N/A	Kansas State	L	2-4
N/A	Bradley	W	10-5
N/A	Bradley	W	13-0
N/A	Bradley	L	7-10
N/A	Bradley	W	21-9
N/A	Murray State	L	0-1
N/A	Murray State	L	3-7
N/A	Southern Illinois	L	3-10
N/A	Southern Illinois	L	4-5
N/A	Southern Illinois	W	8-7
N/A	Southern Illinois	W	9-6
N/A	Oklahoma	W	4-2
N/A	Iowa State	W	7-6
N/A	Colorado	W	8-2
N/A	Oklahoma	L	0-8
N/A	Oklahoma	W	5-3
N/A	Texas A&M - a	W	5-3
N/A	Arizona - a	L	1-10
N/A	Texas A&M - a	L	3-12

a - NCAA Midwest Regional (Edinburg, Texas)

1977 (36-15)
COACH GENE MCARTOR

3/14	at New Orleans	L	0-9
3/15	Tulane	L	6-8
3/15	Tulane	L	2-7
3/16	Stetson	W	4-1
3/17	at Nicholls State	L	2-7
3/17	at Nicholls State	L	2-3
3/18	Illinois	W	7-0
3/18	at New Orleans	W	9-2
3/19	at Southeast Louisiana	W	13-2
3/19	at Southeast Louisiana	W	7-5
3/23	Missouri Southern	L	6-7
3/23	Missouri Southern	W	11-5
3/25	Oklahoma State	W	11-5
3/25	Oklahoma State	L	1-4
3/26	Oklahoma State	W	2-1
3/26	Oklahoma State	W	13-5
3/28	California	L	2-3
3/29	Washington State	W	12-8
3/29	Pittsburgh	W	7-1
3/31	Oral Roberts	L	6-9
3/31	UCLA	W	8-7
4/1	BYU	L	1-3
4/2	at California-Riverside	W	18-16
4/8	at Bradley	L	3-4
4/8	at Bradley	W	2-1
4/9	at Bradley	W	9-3
4/9	at Bradley	W	8-4
4/11	SIU-Edwardsville	W	18-10
4/12	Northwest Missouri State	W	13-12
4/12	Northwest Missouri State	W	5-4
4/15	Nebraska	W	5-0
4/15	Nebraska	W	3-2
4/16	Nebraska	W	14-4
4/16	Nebraska	W	10-8
4/19	Saint Louis	L	0-8
4/19	Saint Louis	W	5-0
4/23	at Iowa State	W	5-1
4/23	at Iowa State	L	5-6
4/24	at Iowa State	W	23-5
4/24	at Iowa State	W	9-4
4/26	Murray State	W	4-2
4/26	Murray State	W	8-5
4/29	Kansas	W	5-1
4/29	Kansas	W	3-2
5/5	Kansas State	W	5-2
5/5	Kansas State	W	7-6
5/13	Missouri-St. Louis	W	11-3
5/18	Kansas State - a	W	10-2
5/21	Oklahoma - a	L	6-13
5/21	Kansas State - a	W	13-5
5/22	Oklahoma - a	L	6-16

a - Big Eight Tournament (Oklahoma City, Okla.)



1978 (35-18)

COACH GENE MCARTOR
NCAA MIDEAST REGIONAL

3/4	Western Michigan	W	6-1
3/5	Iowa State	W	17-5
3/5	Western Michigan	W	5-4
3/6	Michigan	W	3-1
3/7	Michigan	L	4-6
3/8	Western Michigan	L	2-4
3/10	Florida Southern	W	13-6
3/11	Michigan	L	5-8
3/12	Temple	W	18-9
3/12	Temple	W	5-4
3/19	Central Michigan	W	7-4
3/19	Central Michigan	L	1-5
3/22	Westminster	L	1-3
3/22	Westminster	W	10-0
N/A	Valparaiso	W	3-2
3/28	Murray State	W	12-9
3/29	North Dakota	W	11-0
3/29	Murray State	L	0-2
3/30	Mississippi	W	7-2
3/31	at Memphis	L	7-11
3/31	at Memphis	L	3-4
4/2	at Saint Louis	W	4-3
4/2	at Saint Louis	L	5-6
4/7	Bradley	L	0-1
4/7	Bradley	W	5-3
4/8	Bradley	W	3-1
4/8	Bradley	W	18-4
4/9	Wichita State	W	9-1
4/9	Wichita State	W	6-1
4/11	Saint Louis	W	15-2
4/11	Saint Louis	W	17-2
4/14	at Nebraska	W	5-4
4/14	at Nebraska	W	2-0
4/18	Central Missouri State	W	11-2
4/18	Central Missouri State	W	8-1
4/21	Iowa State	W	2-0
4/21	Iowa State	W	9-6
4/22	Iowa State	W	12-6
4/25	Western Illinois	L	0-8
4/25	Western Illinois	W	5-2
4/28	Kansas	L	2-3
4/28	Kansas	L	0-1
4/29	Kansas	W	3-2
4/29	Kansas	W	5-0
5/3	Missouri-St. Louis	W	10-1
5/3	Missouri-St. Louis	W	10-0
5/17	Oklahoma State - a	W	3-1
5/18	Oklahoma - a	W	4-3
5/19	Oklahoma State - a	L	2-3
5/19	Oklahoma State - a	L	3-5
5/26	Eastern Michigan - b	L	2-4
5/26	Texas A&M - b	L	1-5

a - Big Eight Tournament (Oklahoma City, Okla.)

b - NCAA Mideast Regional (Ann Arbor, Mich.)

1979 (45-12)

COACH GENE MCARTOR

3/2	Oral Roberts	L	0-5
3/3	Oral Roberts	L	7-12
3/3	Oral Roberts	W	9-3
3/4	Western Michigan	W	8-4
3/5	Michigan	W	8-0
3/5	Western Michigan	L	1-3
3/6	Florida Southern	L	1-10
3/8	Western Michigan	W	7-3
3/10	Florida Southern	W	10-7
3/15	Central Methodist	W	17-0
3/17	Northwest Missouri State	W	11-3
3/17	Northwest Missouri State	W	10-5
3/20	Missouri-Rolla	W	9-0
3/20	Missouri-Rolla	W	16-4
3/21	Westminster	W	8-0
3/21	Westminster	W	3-2
3/24	Iowa	W	7-5
3/24	Iowa	W	5-4
3/25	Iowa	W	6-2
3/27	at Southern Illinois	L	0-1
3/27	at Southern Illinois	L	0-4
3/29	at Murray State	W	8-0
3/29	Brown	W	14-3
3/29	Murray State	W	2-1
4/1	Saint Louis	W	11-0
4/1	Saint Louis	W	14-3
4/3	Missouri Baptist	W	3-1
4/3	Missouri Baptist	W	8-1
4/4	Central Missouri State	W	11-10
4/7	at Oklahoma	W	6-0
4/7	at Oklahoma	L	3-5
4/9	at Oklahoma State	W	13-11
4/9	at Oklahoma State	L	2-9
4/14	Colorado	W	5-0
4/14	Colorado	W	9-4
4/16	Kansas State	W	6-5
4/16	Kansas State	W	8-4
4/18	Western Illinois	W	7-2
4/20	Kansas	W	3-0
4/20	Kansas	W	4-2
4/21	Kansas	W	5-1
4/21	Kansas	L	4-5
4/27	Nebraska	L	5-7
4/27	Nebraska	W	10-5
4/28	Nebraska	W	13-0
4/28	Nebraska	W	6-4
5/1	Missouri-St. Louis	W	6-2
5/1	Missouri-St. Louis	W	5-4
5/4	at Iowa State	W	8-4
5/4	at Iowa State	W	10-7
5/5	at Iowa State	W	7-2
5/5	at Iowa State	W	6-5
5/12	Bradley	W	6-2
5/12	Bradley	W	2-1
5/16	Oklahoma State - a	W	5-4
5/17	Oklahoma - a	L	7-10
5/17	Nebraska - a	L	6-22

a - Big Eight Tournament (Oklahoma City, Okla.)

1980 (45-15-1)

COACH GENE MCARTOR
BIG EIGHT CHAMPIONS
NCAA MIDWEST REGIONAL

3/2	Old Dominion	W	9-2
3/3	Western Michigan	W	7-0
3/3	Western Michigan	W	3-2
3/4	Western Michigan	W	15-2
3/4	Michigan	W	1-0
3/5	Florida Southern	L	1-5
3/6	Western Michigan	L	4-15
3/7	Florida Southern	W	5-0
3/8	Purdue	L	6-8
3/8	Purdue	W	2-0
3/9	Michigan	W	3-2
3/18	Missouri Southern	W	16-4
3/18	Missouri Southern	W	13-5
3/19	Central Missouri	W	21-3
3/19	Central Missouri	T	7-7
3/24	at Hawaii - a	L	2-6
3/25	Cal Poly-Pomona - a	W	8-7
3/26	Los Angeles State - a	W	8-6
3/26	Los Angeles State - a	W	7-1
3/27	Cal Poly-Pomona - a	L	5-12
3/28	at Hawaii - a	W	10-2
4/1	Bradley	W	10-1
4/1	Bradley	L	5-7
4/2	SIU-Edwardsville	W	5-0
4/2	SIU-Edwardsville	W	5-2
4/5	Oklahoma	W	7-4
4/5	Oklahoma	W	11-6
4/7	Oklahoma State	L	1-6
4/7	Oklahoma State	W	4-3
4/9	Missouri-Rolla	W	13-0
4/12	at Colorado	W	5-2
4/12	at Colorado	W	5-3
4/14	at Kansas State	W	1-0
4/14	at Kansas State	W	7-5
4/16	Missouri-St. Louis	W	4-3
4/16	Missouri-St. Louis	L	4-5
4/18	at Kansas	W	5-0
4/18	at Kansas	W	9-4
4/19	at Kansas	L	0-3
4/19	at Kansas	W	5-3
4/22	Missouri Western	W	10-4
4/22	Missouri Western	W	10-0
4/25	at Nebraska	W	3-0
4/25	at Nebraska	L	1-2
4/26	at Nebraska	L	0-1
4/26	at Nebraska	L	1-2
4/30	Saint Louis	W	3-1
4/30	Saint Louis	W	8-3
5/2	Iowa State	W	4-2
5/2	Iowa State	W	7-5
5/3	Iowa State	W	5-4
5/3	Iowa State	W	4-0
5/10	Oklahoma State - b	L	4-5
5/10	Oklahoma - b	W	6-1
5/11	Oklahoma State - b	W	14-2
5/12	Nebraska - b	W	9-0
5/14	Nebraska - b	W	5-3
5/23	Wichita State - c	W	5-4
5/24	Arkansas - c	W	6-0
5/25	UNLV - c	L	2-10
5/25	California - c	L	1-2

a - Rainbow Tournament (Honolulu, Hawaii)

b - Big Eight Tournament (Oklahoma City, Okla.)

c - NCAA Midwest Regional (Tulsa, Okla.)



1981 (43-18)
COACH GENE MCARTOR
BIG EIGHT CHAMPIONS
NCAA SOUTH REGIONAL

3/1	Western Michigan	W	6-4
3/1	Western Michigan	W	7-1
3/2	Arkansas	L	5-7
3/3	Evansville	W	8-5
3/3	Arkansas	W	8-6
3/4	Western Michigan	L	0-7
3/5	Eastern Michigan	W	5-3
3/6	at Florida Southern	L	2-3
3/7	Eastern Michigan	W	4-3
3/7	Purdue	L	5-7
3/8	at Florida Southern	L	1-9
3/14	Iowa	W	4-3
3/14	Iowa	L	3-5
3/15	Iowa	W	5-1
3/15	Iowa	W	2-1
3/17	Westminster	W	10-0
3/17	Westminster	W	1-0
3/18	Truman State	W	6-0
3/18	Truman State	W	5-0
3/21	Northwestern - a	W	15-2
3/21	at Texas-Pan American - a	W	7-3
3/22	Seton Hall - a	W	12-8
3/23	Morningside - a	W	7-1
3/24	Northwestern - a	W	6-2
3/25	Michigan State - a	W	9-1
3/28	Kansas State	W	5-0
3/28	Kansas State	W	7-2
3/29	Kansas State	W	5-1
3/29	Kansas State	W	17-15
4/1	SIU-Edwardsville	L	7-11
4/1	SIU-Edwardsville	W	18-4
4/4	at Oklahoma State	W	8-6
4/4	at Oklahoma State	W	9-7
4/5	at Oklahoma State	L	4-7
4/5	at Oklahoma State	W	9-7
4/8	Central Missouri State	W	10-7
4/8	Central Missouri State	W	8-3
4/11	at Iowa State	W	6-2
4/11	at Iowa State	L	0-4
4/12	at Iowa State	L	4-7
4/12	at Iowa State	W	9-2
4/15	Missouri-St. Louis	W	8-3
4/15	Missouri-St. Louis	L	2-4
4/18	Kansas	W	6-0
4/20	Kansas	L	1-3
4/20	Kansas	W	6-0
4/29	Saint Louis	W	15-2
4/29	Saint Louis	W	14-2
5/2	at Nebraska	W	5-2
5/2	at Nebraska	L	5-9
5/3	at Nebraska	W	13-0
5/3	at Nebraska	L	0-4
5/9	Oklahoma	W	3-1
5/9	Oklahoma	W	6-4
5/10	Oklahoma	W	6-3
5/10	Oklahoma	W	6-4
5/14	Nebraska - b	L	4-9
5/15	Kansas - b	W	15-3
5/17	Nebraska - b	L	7-8
5/21	Middle Tennessee State - c	L	2-4
5/22	Florida - c	L	3-7

a - Citrus Tournament (Edinburg, Texas)
b - Big Eight Tournament (Oklahoma City, Okla.)
c - NCAA South Regional (Coral Gables, Fla.)

1982 (39-17)
COACH GENE MCARTOR

3/6	Missouri Western	W	17-7
3/6	Missouri Western	W	11-1
3/7	Missouri Western	W	13-3
3/7	Missouri Western	W	5-4
3/9	Lincoln (Mo.)	W	12-0
3/11	at New Mexico	W	7-3
3/12	at New Mexico	L	0-13
3/15	at New Mexico - a	W	8-5
3/15	South Dakota State - a	W	15-3
3/16	Wyoming - a	W	13-2
3/16	Wisconsin-LaCrosse - a	W	20-10
3/18	Wyoming - a	L	6-11
3/19	Iowa - a	W	4-0
3/19	Wisconsin-LaCrosse - a	W	21-8
3/20	at New Mexico - a	W	4-1
3/20	Iowa - a	W	11-3
3/23	Central Methodist	W	14-0
3/23	Central Methodist	W	12-2
3/26	at Oklahoma	L	4-5
3/31	SIU-Edwardsville	W	10-3
3/31	SIU-Edwardsville	W	5-4
4/3	Nebraska	W	15-0
4/3	Nebraska	W	7-6
4/4	Nebraska	L	1-4
4/4	Nebraska	L	1-11
4/6	Saint Louis	W	13-3
4/10	Illinois	L	0-10
4/10	Illinois	L	8-13
4/11	Illinois	W	10-4
4/11	Illinois	W	8-2
4/14	Central Missouri State	W	4-3
4/14	Central Missouri State	W	4-3
4/17	at Kansas	W	11-8
4/17	at Kansas	W	10-6
4/18	at Kansas	L	6-10
4/18	at Kansas	W	5-2
4/21	at Bradley	L	1-7
4/21	at Bradley	L	1-4
4/24	Iowa State	W	19-2
4/24	Iowa State	W	2-1
4/25	Iowa State	W	4-2
4/25	Iowa State	W	4-0
4/27	Northwest Missouri State	W	6-4
4/28	Westminster	W	8-0
4/28	Westminster	W	10-0
5/1	Oklahoma State	L	4-6
5/1	Oklahoma State	L	4-7
5/2	Oklahoma State	L	2-3
5/2	Oklahoma State	L	4-5
5/5	Missouri-St. Louis	W	3-1
5/8	at Kansas State	W	21-4
5/8	at Kansas State	L	2-7
5/9	at Kansas State	W	5-3
5/9	at Kansas State	W	10-9
5/14	Oklahoma State - b	L	8-19
5/15	Nebraska - b	L	5-10

a - Turquoise Tournament (Albuquerque, N.M.)
b - Big Eight Tournament (Oklahoma City, Okla.)

1983 (25-16)
COACH GENE MCARTOR

3/5	SIU-Edwardsville	L	5-8
3/11	Texas-Pan American - a	W	10-4
3/12	Central Michigan - a	W	7-2
3/14	Northern Iowa - a	L	4-6
3/15	Texas-Pan American - a	L	3-6
3/16	Central Michigan - a	W	9-8
3/17	Sam Houston State - a	W	4-2
3/17	Kansas - a	W	5-3
3/18	Central Michigan - a	W	9-1
3/19	Texas-Pan American - a	L	3-4
3/23	Westminster	W	20-1
3/23	Westminster	W	24-0
3/29	Missouri-Rolla	W	9-0
3/30	Saint Louis	W	23-2
4/6	Northwest Missouri State	W	4-0
4/6	Northwest Missouri State	W	6-3
4/10	Kansas	L	1-9
4/11	Kansas	L	2-6
4/11	Kansas	W	10-0
4/16	at Iowa State	W	6-2
4/16	at Iowa State	W	8-2
4/20	Missouri-St. Louis	W	12-2
4/20	Missouri-St. Louis	L	3-5
4/23	at Oklahoma State	L	1-5
4/23	at Oklahoma State	L	2-8
4/24	at Oklahoma State	L	6-13
4/24	at Oklahoma State	L	8-18
4/27	Missouri State	W	1-0
4/28	Central Missouri State	W	5-4
4/28	Central Missouri State	W	7-4
4/30	Kansas State	W	14-3
4/30	Kansas State	W	10-0
5/4	at Illinois	W	3-2
5/4	at Illinois	L	6-16
5/7	Oklahoma	L	6-8
5/7	Oklahoma	W	8-7
5/8	Oklahoma	W	7-6
5/8	Oklahoma	L	4-7
5/10	Nebraska - b	L	9-10
5/13	Iowa State - b	W	11-4
5/16	Oklahoma State - b	L	5-6

a - Citrus Tournament (Edinburg, Texas)
b - Big Eight Tournament (Oklahoma City, Okla.)



1984 (27-20-1)
COACH GENE MCARTOR

2/25	Jackson State	W	4-3
2/26	Eastern Michigan	W	7-3
2/27	Arkansas	W	4-0
2/29	Western Michigan	L	2-5
2/29	Western Michigan	W	6-1
3/1	Eastern Michigan	L	3-14
3/1	at Florida	L	5-6
3/2	at Florida Southern	W	3-1
3/3	Eastern Michigan	W	10-5
3/4	Eastern Michigan	L	6-8
3/14	Washington (Mo.)	W	7-0
3/18	at Murray State	W	2-1
3/18	at Murray State	L	4-7
3/19	Kentucky	L	4-11
3/19	at Murray State	T	8-8
3/22	Truman State	W	24-11
3/24	Nebraska	L	0-8
3/25	Nebraska	L	1-5
3/25	Nebraska	L	2-7
3/29	Missouri Western	W	4-3
3/29	Missouri Western	W	7-3
3/31	Illinois	L	4-6
3/31	Illinois	W	8-7
4/1	Illinois	L	1-3
4/1	Illinois	L	2-8
4/5	Northwest Missouri State	W	9-3
4/11	Central Missouri State	W	10-2
4/11	Central Missouri State	W	8-1
4/13	Iowa State	W	8-5
4/14	Iowa State	L	7-9
4/14	Iowa State	W	11-4
4/15	Iowa State	W	6-1
4/18	Missouri-St. Louis	W	7-4
4/18	Missouri-St. Louis	W	7-2
4/24	Missouri State	W	6-0
4/25	Missouri State	W	9-8
4/28	at Kansas State	W	4-1
4/28	at Kansas State	L	1-3
4/30	at Kansas State	L	8-16
4/30	at Kansas State	W	6-1
5/2	SIU-Edwardsville	W	2-1
5/2	SIU-Edwardsville	L	11-17
5/5	at Oklahoma	L	4-9
5/5	at Oklahoma	W	3-1
5/6	at Oklahoma	W	8-7
5/6	at Oklahoma	L	4-6
5/10	Oklahoma State - a	L	6-10
5/11	Oklahoma - a	L	12-17

a - Big Eight Tournament (Oklahoma City, Okla.)

1985 (36-27)
COACH GENE MCARTOR

3/6	Evangel	W	8-0
3/6	Evangel	W	18-8
3/7	William Jewell	W	8-3
3/7	William Jewell	W	10-3
3/9	Truman State	W	5-4
3/9	Truman State	W	11-5
3/10	Truman State	W	16-1
3/10	Truman State	W	21-10
3/12	Northwest Missouri State	W	8-0
3/12	Northwest Missouri State	W	11-1
3/13	Missouri-St. Louis	W	7-4
3/13	Missouri-St. Louis	W	16-15
3/16	at New Mexico	W	11-5
3/17	Utah - a	W	5-4
3/18	Utah - a	L	3-4
3/20	New Mexico Highlands - a	W	2-0
3/20	Wyoming - a	W	3-2
3/21	Utah - a	L	9-15
3/21	Wyoming - a	W	14-5
3/22	Utah - a	W	7-0
3/22	Wyoming - a	W	11-9
3/23	Iowa - a	W	9-8
3/23	at New Mexico - a	L	3-4
3/25	California-Riverside - b	L	5-11
3/26	Oregon State - b	L	10-11
3/26	Air Force - b	W	19-12
3/28	UCLA - b	L	7-10
3/29	Arizona State - b	L	7-14
3/30	San Diego State - b	W	10-9
3/30	Harvard - b	L	6-13
4/3	Central Missouri State	W	11-3
4/3	Central Missouri State	W	20-3
4/5	Kansas	W	9-4
4/6	Kansas	L	6-7
4/6	Kansas	L	6-7
4/7	Kansas	W	13-2
4/13	at Iowa State	L	5-6
4/13	at Iowa State	L	5-11
4/14	at Iowa State	W	14-6
4/14	at Iowa State	W	4-1
4/16	Saint Louis	L	5-7
4/16	Saint Louis	W	14-0
4/19	at Oklahoma State	L	8-10
4/20	at Oklahoma State	L	16-17
4/20	at Oklahoma State	L	4-6
4/21	at Oklahoma State	L	3-20
4/23	Missouri-Rolla	W	5-4
4/24	Missouri Western	W	11-1
4/24	Missouri Western	W	7-2
4/26	Kansas State	L	4-5
4/27	Kansas State	W	4-1
4/27	Kansas State	W	5-4
4/28	Kansas State	L	6-12
5/3	Oklahoma	L	5-7
5/4	Oklahoma	L	6-17
5/4	Oklahoma	W	8-4
5/5	Oklahoma	L	9-19
5/8	at Illinois	W	13-1
5/8	at Illinois	L	0-4
5/11	at Nebraska	L	7-10
5/11	at Nebraska	L	8-12
5/12	at Nebraska	L	0-6
5/12	at Nebraska	L	4-12

a - Turquoise Tournament (Albuquerque, N.M.)

b - Riverside Invitational (Riverside, Calif.)

1986 (33-27-1)
COACH GENE MCARTOR

3/6	Truman State	W	10-0
3/6	Truman State	W	12-0
3/8	Evangel	W	17-5
3/8	Evangel	W	14-1
3/9	Missouri-St. Louis	W	16-10
3/9	Missouri-St. Louis	W	18-7
3/11	William Jewell	W	5-2
3/11	William Jewell	L	1-4
3/14	at Mississippi	L	1-2
3/15	at Louisiana State	L	1-5
3/16	at Tulane	L	2-3
3/16	at Tulane	L	3-6
3/17	at Tulane	L	7-17
3/18	at Nicholls State	L	9-12
3/21	at Southern Mississippi	W	7-3
3/23	at Murray State	L	7-9
3/24	Saint Louis	W	12-2
3/24	at Murray State	W	5-4
3/26	Central Missouri State	W	11-9
3/27	Evansville	L	6-7
3/28	Evansville	W	14-6
3/29	SIU-Carbondale	W	11-9
3/29	SIU-Carbondale	L	13-16
3/31	Washington (Mo.)	W	27-3
4/2	Illinois	T	3-3
4/5	at Kansas	W	8-5
4/5	at Kansas	L	5-10
4/6	at Kansas	W	5-3
4/6	at Kansas	L	4-7
4/9	Missouri Western	L	7-10
4/9	Missouri Western	W	8-5
4/11	Iowa State	W	9-8
4/12	Iowa State	W	10-1
4/12	Iowa State	W	13-4
4/13	Iowa State	W	9-8
4/16	Southeast Missouri	W	6-5
4/16	Southeast Missouri	L	0-5
4/18	Oklahoma State	L	3-17
4/19	Oklahoma State	L	0-4
4/19	Oklahoma State	L	0-4
4/20	Oklahoma State	L	11-12
4/22	Missouri-Rolla	W	14-0
4/23	at Missouri State	L	10-12
4/23	at Missouri State	W	15-6
4/25	at Kansas State	W	9-2
4/26	at Kansas State	W	13-5
4/26	at Kansas State	W	15-6
4/27	at Kansas State	W	17-4
5/3	at Oklahoma	L	7-11
5/3	at Oklahoma	L	3-8
5/4	at Oklahoma	L	8-18
5/4	at Oklahoma	L	7-16
5/7	SIU-Edwardsville	W	21-2
5/7	SIU-Edwardsville	W	5-1
5/10	Nebraska	W	4-3
5/10	Nebraska	W	7-4
5/11	Nebraska	L	9-18
5/11	Nebraska	L	4-7
5/14	Oklahoma - a	L	8-14
5/15	Nebraska - a	W	10-8
5/16	Oklahoma State - a	L	3-6

a - Big Eight Tournament (Oklahoma City, Okla.)



1987 (36-26)

COACH GENE MCARTOR

3/5	William Jewell	W	22-2
3/5	William Jewell	W	11-1
3/7	Iowa	W	8-7
3/7	Iowa	W	28-10
3/8	Iowa	W	2-1
3/8	Iowa	W	11-0
3/10	Evangel	W	12-5
3/13	at Murray State	L	5-8
3/13	at Murray State	W	12-3
3/14	at Murray State	L	3-4
3/15	at New Orleans	L	16-17
3/16	at New Orleans	L	4-13
3/17	at Tulane	W	6-3
3/17	at Tulane	L	6-8
3/18	at Tulane	L	5-6
3/19	at Louisiana State	L	5-8
3/20	at Tulane	L	5-6
3/21	at Mississippi	L	2-3
3/22	at Mississippi	L	1-11
3/22	at Mississippi	W	6-5
3/25	Central Missouri State	W	18-6
3/26	Southeast Missouri	W	16-4
3/28	Kansas	W	17-2
3/29	Kansas	W	18-1
3/29	Kansas	W	5-1
3/30	Kansas	W	5-4
3/31	Northwest Missouri State	W	13-0
4/1	at SIU-Carbondale	W	4-3
4/4	at Iowa State	L	2-3
4/4	at Iowa State	W	18-2
4/5	at Iowa State	W	5-4
4/5	at Iowa State	W	2-1
4/8	Missouri Western	W	6-0
4/8	Missouri Western	W	20-4
4/10	at Oklahoma State	L	0-13
4/11	at Oklahoma State	L	2-9
4/11	at Oklahoma State	W	5-4
4/12	at Oklahoma State	L	6-11
4/17	Kansas State	W	11-5
4/18	Kansas State	W	14-8
4/18	Kansas State	L	4-6
4/19	Kansas State	W	4-2
4/22	Missouri State	L	7-10
4/22	Missouri State	W	5-4
4/24	Oklahoma	L	3-5
4/25	Oklahoma	W	3-2
4/25	Oklahoma	L	8-11
4/26	Oklahoma	L	2-12
4/28	Missouri-Rolla	W	8-7
4/29	Missouri-St. Louis	W	23-5
4/29	Missouri-St. Louis	L	1-2
5/2	at Nebraska	L	6-8
5/2	at Nebraska	L	8-16
5/3	at Nebraska	W	9-5
5/3	at Nebraska	W	2-1
5/6	at Illinois	L	1-3
5/6	at Illinois	L	9-10
5/7	SIU-Edwardsville	W	6-5
5/10	Arkansas	W	12-11
5/13	Oklahoma State - a	L	2-5
5/14	Nebraska - a	W	7-6
5/15	Oklahoma State - a	L	14-18

a - Big Eight Tournament (Oklahoma City, Okla.)

1988 (42-22)

COACH GENE MCARTOR
NCAA SOUTH REGIONAL

3/5	Central Missouri State	W	13-3
3/6	Lincoln (Mo.)	W	15-0
3/7	Southwest Baptist	W	12-5
3/7	Southwest Baptist	W	13-6
3/9	Illinois	L	1-2
3/9	Illinois	W	7-6
3/11	at Texas A&M	W	16-11
3/12	at Texas A&M	L	3-4
3/12	at Texas A&M	L	0-9
3/13	at Houston	L	2-9
3/14	at Houston	W	12-11
3/15	at Rice	W	8-3
3/15	at Rice	W	4-3
3/16	at Rice	L	4-5
3/18	at Lamar	W	7-3
3/19	at Lamar	W	4-2
3/19	at Lamar	W	16-0
3/22	Saint Louis	W	23-10
3/24	Northwest Missouri State	W	13-2
3/24	Northwest Missouri State	W	20-12
3/26	Northern Iowa	W	23-4
3/26	Northern Iowa	W	15-4
3/27	Missouri-St. Louis	W	13-2
3/27	Missouri-St. Louis	W	13-0
3/30	SIU-Carbondale	W	4-2
3/30	SIU-Carbondale	W	6-3
4/2	at Kansas	W	12-11
4/3	at Kansas	L	2-3
4/3	at Kansas	W	13-1
4/4	at Kansas	W	17-6
4/5	Missouri Western	W	26-1
4/8	Iowa State	W	11-4
4/9	Iowa State	W	5-0
4/9	Iowa State	L	3-4
4/11	Iowa State	W	10-9
4/12	at Saint Louis	W	18-2
4/14	Oklahoma State	L	3-13
4/15	Oklahoma State	L	2-14
4/16	Oklahoma State	L	4-13
4/16	Oklahoma State	L	3-7
4/20	at Missouri State	W	11-10
4/22	at Kansas State	W	12-8
4/23	at Kansas State	W	5-3
4/23	at Kansas State	W	5-4
4/24	at Kansas State	W	17-11
4/27	at Arkansas	L	6-8
4/28	at Missouri State	L	7-16
4/30	at Oklahoma	W	3-2
4/30	at Oklahoma	L	1-4
5/1	at Oklahoma	L	7-19
5/1	at Oklahoma	L	4-10
5/7	Nebraska	W	16-10
5/7	Nebraska	L	11-3
5/8	Nebraska	W	9-8
5/8	Nebraska	W	9-8
5/13	at Indiana State	W	4-2
5/14	at Indiana State	W	12-9
5/15	Creighton	L	4-8
5/18	Oklahoma - a	L	6-12
5/19	Nebraska - a	W	11-10
5/20	Oklahoma - a	L	2-7
5/27	Cal State Fullerton - b	L	3-6
5/28	Middle Tennessee State - b	W	10-6
5/29	Texas A&M - b	L	2-6

a - Big Eight Tournament (Oklahoma City, Okla.)

b - NCAA South Regional (Starkville, Miss.)

1989 (35-27)

COACH GENE MCARTOR

3/7	Missouri Western	W	9-0
3/7	Missouri Western	W	14-1
3/8	William Jewell	W	6-5
3/8	William Jewell	W	13-1
3/10	at Nevada	L	8-12
3/11	at Nevada	W	9-3
3/11	at Nevada	W	10-7
3/13	Liberty - a	W	14-8
3/14	Virginia Tech - a	L	7-9
3/15	at Fresno State - a	W	8-5
3/17	Kansas State - a	L	5-6
3/18	North Carolina - a	L	0-2
3/21	at Oral Roberts	L	2-10
3/22	at Oral Roberts	L	2-3
3/24	Illinois State	W	7-0
3/24	Illinois State	W	12-0
3/25	Indiana State	L	4-10
3/26	Indiana State	L	8-15
3/28	Missouri-St. Louis	W	10-3
3/28	Missouri-St. Louis	W	9-1
4/1	at Iowa State	L	1-10
4/1	at Iowa State	L	3-10
4/2	at Iowa State	L	5-6
4/2	at Iowa State	W	3-1
4/5	Missouri State	L	1-9
4/5	Missouri State	L	1-8
4/7	at Oklahoma State	W	8-3
4/8	at Oklahoma State	L	3-5
4/8	at Oklahoma State	L	3-12
4/9	at Oklahoma State	L	3-10
4/11	Arkansas	L	4-7
4/12	Central Missouri State	L	7-8
4/14	Kansas State	W	10-2
4/15	Kansas State	L	1-13
4/15	Kansas State	W	8-7
4/16	Kansas State	W	17-6
4/18	Lincoln (Mo.)	W	16-0
4/19	Central Methodist	W	11-1
4/19	Central Methodist	W	10-3
4/21	Oklahoma	L	3-7
4/22	Oklahoma	L	3-17
4/22	Oklahoma	L	2-5
4/23	Oklahoma	W	12-5
4/25	at SIU-Carbondale	W	7-0
4/25	at SIU-Carbondale	L	4-5
4/29	at Nebraska	W	5-2
4/29	at Nebraska	L	3-5
4/30	at Nebraska	W	7-4
4/30	at Nebraska	W	12-4
5/6	Northern Iowa	W	2-1
5/6	Northern Iowa	W	4-2
5/7	Northern Iowa	W	11-1
5/12	Kansas	L	6-7
5/13	Kansas	W	8-6
5/13	Kansas	W	3-1
5/14	Kansas	W	5-1
5/18	Oklahoma - b	W	10-8
5/19	Oklahoma State - b	L	5-7
5/20	Oklahoma - b	W	8-6
5/20	Oklahoma State - b	W	3-2
5/21	Oklahoma State - b	L	7-18

a - Pepsi/Me-N-Ed's Classic (Fresno, Calif.)

b - Big Eight Tournament (Oklahoma City, Calif.)



1990 (28-27)

COACH GENE McARTOR

3/3	Iowa	W	11-1
3/3	Iowa	W	4-3
3/4	Iowa	L	3-7
3/6	Central Missouri State	W	14-5
3/8	Northern Iowa	W	19-2
3/9	Northern Iowa	L	8-11
3/10	Eastern Illinois	L	7-8
3/10	Eastern Illinois	W	8-6
3/11	Eastern Illinois	W	20-13
3/13	Westminster	W	16-5
3/16	at Texas A&M	L	1-9
3/17	at Texas A&M	L	6-9
3/17	at Texas A&M	L	2-3
3/19	at Houston	L	3-7
3/20	at Rice	L	2-5
3/21	at Houston	W	16-1
3/21	at Rice	L	2-4
3/23	at Lamar	W	3-1
3/24	at Lamar	W	3-2
3/24	at Lamar	L	2-7
3/31	Iowa State	L	1-6
3/31	Iowa State	W	1-0
4/1	Iowa State	W	16-5
4/1	Iowa State	L	3-4
4/3	Northwest Missouri	W	10-0
4/6	Oklahoma State	L	4-12
4/7	Oklahoma State	L	7-10
4/7	Oklahoma State	L	3-8
4/8	Oklahoma State	W	4-3
4/10	at Missouri State	L	3-7
4/13	at Kansas State	L	1-4
4/14	at Kansas State	W	9-4
4/14	at Kansas State	L	4-5
4/15	at Kansas State	L	1-2
4/17	Truman State	W	10-0
4/18	Missouri Western	W	6-2
4/18	Missouri Western	W	5-2
4/20	at Oklahoma	L	5-6
4/21	at Oklahoma	W	5-3
4/21	at Oklahoma	W	6-5
4/22	at Oklahoma	L	5-6
4/24	at Indiana State	L	3-5
4/25	Central Methodist	W	10-1
4/28	Nebraska	W	11-4
4/28	Nebraska	W	5-2
4/29	Nebraska	L	1-2
4/29	Nebraska	L	8-14
5/1	SIU-Carbondale	L	6-9
5/1	SIU-Carbondale	L	5-6
5/2	Missouri-St. Louis	W	9-3
5/2	Missouri-St. Louis	W	10-6
5/12	at Kansas	W	8-2
5/12	at Kansas	W	4-3
5/13	at Kansas	W	1-6
5/13	at Kansas	W	1-0

1991 (41-20)

COACH GENE McARTOR
NCAA EAST REGIONAL

2/28	Northern Iowa	W	27-1
3/2	Iowa	L	2-4
3/2	Iowa	W	5-0
3/3	Iowa	W	13-2
3/5	Indiana State	W	9-6
3/9	Minnesota	L	11-13
3/9	Minnesota	W	7-2
3/10	Minnesota	W	4-1
3/12	Missouri State	W	6-5
3/16	at Bradley	W	4-2
3/19	at Morehead State	W	2-1
3/20	at Illinois-Chicago	W	13-3
3/20	at Central Florida - a	W	4-3
3/21	at Princeton - a	L	2-11
3/22	at Princeton - a	W	9-8
3/23	at Central Florida - a	W	4-3
3/27	at Saint Louis	W	8-5
3/30	at Iowa State	W	7-0
3/30	at Iowa State	W	9-4
3/31	at Iowa State	L	0-2
3/31	at Iowa State	W	6-3
4/3	Missouri-St. Louis	W	5-0
4/3	Missouri-St. Louis	W	11-3
4/5	Kansas State	L	2-4
4/6	Kansas State	W	17-8
4/6	Kansas State	W	9-8
4/7	Kansas State	L	5-8
4/9	Central Missouri State	W	10-3
4/10	Missouri Western	W	12-6
4/10	Missouri Western	W	11-1
4/12	Oklahoma	L	1-3
4/13	Oklahoma	W	6-4
4/13	Oklahoma	W	5-1
4/14	Oklahoma	W	11-7
4/15	Truman State	W	9-7
4/16	Arkansas	W	11-3
4/17	Northeast Missouri	W	6-3
4/19	at Nebraska	L	2-3
4/20	at Nebraska	L	3/4
4/20	at Nebraska	W	4-3
4/21	at Nebraska	W	2-0
4/23	Central Methodist	W	13-1
4/24	Saint Louis	W	5-2
4/26	at Western Illinois	L	7-9
4/29	at SIU-Carbondale	W	4-3
4/29	at SIU-Carbondale	W	8-5
5/3	Kansas	W	4-2
5/4	Kansas	L	4-7
5/5	Kansas	W	2-1
5/5	Kansas	L	3-6
5/12	at Oklahoma State	L	6-8
5/12	at Oklahoma State	L	6-9
5/13	at Oklahoma State	L	3-19
5/13	at Oklahoma State	L	0-18
5/18	Iowa State	W	9-5
5/18	Oklahoma	L	0-5
5/23	Jacksonville - b	W	5-4
5/24	North Carolina State - b	L	1-3
5/25	Furman - b	W	8-4
5/26	North Carolina State - b	L	5-8

a - UCF Classic (Orlando, Fla.)

b - NCAA East Regional (Gainesville, Fla.)

1992 (34-22)

COACH GENE McARTOR

2/23	Central Missouri State	W	6-2
2/28	at Florida	L	2-10
2/29	at Florida	L	3-8
3/1	at Florida	L	3-4
3/4	Lincoln (Mo.)	W	18-4
3/7	Western Illinois	W	10-1
3/7	Western Illinois	W	7-2
3/8	Western Illinois	W	17-7
3/10	at Southwest Missouri	L	6-7
3/11	Southwest Baptist	W	13-7
3/13	at Minnesota	L	6-7
3/13	at Minnesota	W	7-6
3/15	at Minnesota	L	6-8
3/21	Oklahoma State	L	2-6
3/21	Oklahoma State	L	2-6
3/23	Oklahoma State	L	10-12
3/23	Oklahoma State	L	2-4
3/24	Quincy College	W	10-2
3/25	Truman State	W	15-6
3/27	Iowa State	W	6-0
3/28	Iowa State	L	3-7
3/30	Iowa State	W	12-9
3/30	Iowa State	L	2-5
4/1	Missouri Western	W	2-1
4/1	Missouri Western	W	14-4
4/3	at Kansas State	W	11-4
4/4	at Kansas State	L	1-2
4/4	at Kansas State	W	3-2
4/5	at Kansas State	W	3-2
4/8	at Saint Louis	W	5-2
4/10	at Oklahoma	L	4-8
4/11	at Oklahoma	L	7-11
4/11	at Oklahoma	W	6-4
4/12	at Oklahoma	W	5-4
4/14	Westminster	W	10-9
4/15	at Indiana State	W	12-7
4/18	Nebraska	W	15-7
4/18	Nebraska	L	1-4
4/19	Nebraska	L	6-18
4/19	Nebraska	W	11-1
4/21	SIU-Carbondale	W	13-7
4/23	Saint Louis - a	W	6-5
4/24	at Southern Mississippi	L	5-10
4/25	at Southern Mississippi	L	3-7
4/26	at Southern Mississippi	W	14-4
4/29	Missouri-St. Louis	W	7-2
5/1	at Kansas	W	4-0
5/2	at Kansas	W	14-7
5/2	at Kansas	W	12-4
5/3	at Kansas	L	7-18
5/5	SIU-Edwardsville	W	10-2
5/8	Southeast Missouri	W	17-0
5/9	Southeast Missouri	W	16-0
5/9	Southeast Missouri	W	7-6
5/15	Oklahoma State	L	6-8
5/16	Iowa State	L	8-10

a - Busch Stadium (St. Louis, Mo.)



1993 (30-19)

COACH GENE McARTOR

2/26	at Michigan	W	5-4
2/27	South Alabama	W	6-4
2/28	Michigan	W	1-0
3/5	Truman State	W	22-3
3/6	Western Illinois	L	2-3
3/6	Western Illinois	W	16-0
3/7	Western Illinois	W	10-5
3/9	Lindenwood	W	13-2
3/10	Missouri State	W	3-2
3/12	Southern Mississippi	W	9-2
3/14	Southern Mississippi	L	5-6
3/15	Southern Mississippi	L	11-14
3/16	Central Missouri State	W	7-5
3/19	at Oklahoma	L	4-5
3/20	at Oklahoma	L	5-11
3/24	Indiana State	W	3-2
3/25	St. Olaf	W	10-4
3/26	Kansas State	W	4-0
3/27	Kansas State	L	3-7
3/28	Kansas State	W	6-5
3/31	at Saint Louis	L	6-7
4/2	Oklahoma	W	12-0
4/3	Oklahoma	W	9-6
4/6	at Kansas	W	12-5
4/7	at Kansas	L	4-5
4/10	at Arkansas State	L	0-1
4/10	at Arkansas State	W	12-1
4/11	at Arkansas State	L	4-5
4/16	at Nebraska	L	3-9
4/17	at Nebraska	W	7-6
4/18	at Nebraska	L	4-7
4/20	Kansas State	W	16-8
4/21	Kansas State	W	12-8
4/23	Kansas	W	6-4
4/24	Kansas	L	10-11
4/25	Kansas	W	7-6
4/28	Nebraska	L	6-10
4/28	Nebraska	W	9-7
4/29	Saint Louis	L	4-7
5/2	at Iowa State	W	6-4
5/5	at Western Illinois	W	13-2
5/7	at Oklahoma State	W	10-4
5/12	Creighton	W	8-1
5/15	Iowa State	L	2-7
5/16	Iowa State	W	9-1
5/16	Iowa State	W	11-5
5/20	Nebraska	L	3-7
5/21	Oklahoma State	L	4-8

1994 (32-26)

COACH GENE McARTOR

2/20	Truman State	W	20-2
2/21	Central Missouri	L	5-11
2/24	at New Orleans	W	11-4
2/25	at Southeastern Louisiana	W	5-4
2/26	at Southwestern Louisiana	L	1-9
2/27	at Southwestern Louisiana	L	2-5
3/2	Lincoln (Mo.)	W	16-3
3/3	Missouri Western	W	15-2
3/5	Arkansas State	W	9-7
3/5	Arkansas State	W	13-7
3/6	Arkansas State	W	7-6
3/12	Iowa	W	5-3
3/12	Iowa	W	4-3
3/13	Iowa	W	10-0
3/15	Missouri-St. Louis	W	12-5
3/16	at Oral Roberts	L	2-5
3/17	at Oral Roberts	W	5-3
3/19	at Oklahoma State	L	8-10
3/20	at Oklahoma State	L	0-15
3/22	Oral Roberts	W	11-10
3/23	Oral Roberts	W	21-3
3/24	at Indiana State	L	13-14
3/25	Nebraska	W	3-1
3/27	Nebraska	W	5-2
3/27	Nebraska	W	2-1
3/29	at Saint Louis	W	8-0
3/30	SIU-Carbondale	W	10-8
4/1	at Kansas	L	4-5
4/3	at Kansas	L	0-11
4/3	at Kansas	L	3-8
4/8	at Kansas State	W	5-2
4/9	at Kansas State	W	8-2
4/10	at Kansas State	W	8-2
4/13	Oklahoma	L	4-7
4/13	Oklahoma	L	4-5
4/15	SIU-Edwardsville	W	17-4
4/16	Rockhurst	W	11-3
4/17	Westminster	W	14-4
4/19	Kansas State	W	12-5
4/20	Kansas State	W	12-11
4/23	Oklahoma State	L	6-16
4/23	Oklahoma State	W	13-11
4/24	Oklahoma State	L	10-18
4/26	at Creighton	W	14-11
4/27	at Nebraska	L	1-5
4/27	at Nebraska	L	5-11
4/30	Iowa State	L	3-4
4/30	Iowa State	L	1-6
5/1	Iowa State	L	5-6
5/4	Saint Louis	W	10-5
5/6	at Iowa State	L	6-7
5/7	at Iowa State	L	10-13
5/11	Creighton	W	17-13
5/14	at Oklahoma	L	6-7
5/15	at Oklahoma	L	1-7
5/16	at Oklahoma	L	6-7
5/19	Oklahoma State	L	6-7
5/20	Oklahoma	L	2-15

1995 (19-34)

COACH TIM JAMIESON

2/23	at Southeast Missouri	L	4-5
2/25	Central Missouri State	L	15-24
2/27	Lincoln (Mo.)	W	12-2
3/4	Iowa	L	7-9
3/4	Iowa	L	0-6
3/5	Iowa	L	4-5
3/8	at SIU-Carbondale	L	1-14
3/9	Missouri Baptist	L	3-14
3/11	Rockhurst	W	3-1
3/11	Rockhurst	W	10-2
3/13	Nevada-Las Vegas - a	L	3-4
3/14	Fresno State - a	L	2-6
3/15	Portland - a	W	4-3
3/16	Nevada - a	L	1-18
3/17	Gonzaga - a	L	2-3
3/18	Portland - a	L	5-8
3/20	Southeast Missouri	W	11-1
3/22	at Oklahoma	L	7-8
3/22	at Oklahoma	L	3-15
3/24	at Oklahoma State	L	2-16
3/26	at Oklahoma State	L	8-10
3/28	Indiana State	L	3-6
3/29	Nebraska	L	2-9
3/29	Nebraska	W	8-1
3/31	at Nebraska	L	2-12
4/1	at Nebraska	W	9-8
4/2	at Nebraska	L	2-17
4/4	Missouri Western	W	4-2
4/5	Oklahoma State	W	13-11
4/8	at Oral Roberts	W	14-9
4/9	at Oral Roberts	W	14-3
4/12	at Kansas State	L	4-8
4/12	at Kansas State	L	4-9
4/14	Oklahoma	L	0-8
4/15	Oklahoma	L	7-13
4/16	Oklahoma	L	1-5
4/16	Oklahoma	L	1-5
4/18	Westminster	W	8-1
4/19	at Missouri State	L	6-7
4/21	Kansas	L	1-9
4/22	Kansas	W	3-2
4/25	at Saint Louis	W	13-2
4/26	Saint Louis	W	5-0
4/28	Kansas State	L	6-12
4/30	Kansas State	L	1-6
4/30	Kansas State	W	8-1
5/2	at Kansas	L	9-13
5/5	at Iowa State	W	15-2
5/6	at Iowa State	L	6-10
5/6	at Iowa State	L	6-8
5/13	Iowa State	W	8-2
5/14	Iowa State	L	10-12

a - Pepsi Johnny Quick Classic (Fresno, Calif.)



1996 (39-19)

COACH TIM JAMIESON
BIG EIGHT CHAMPIONS
NCAA MIDWEST REGIONAL

2/20	Missouri Baptist	W	11-3
2/21	Lincoln (Mo.)	W	19-0
2/23	at South Alabama	W	26-5
2/24	at Auburn	W	5-4
2/25	at South Alabama	L	4-12
2/29	Westminster	W	14-4
3/2	at Arkansas State	W	2-0
3/3	at Arkansas State	L	7-8
3/5	Missouri State	W	4-3
3/9	at Tulane	L	3-9
3/10	at Tulane	L	4-7
3/10	at Tulane	W	2-0
3/12	Central Missouri State	W	13-9
3/13	Rockhurst	L	3-7
3/14	Missouri Valley	W	15-4
3/16	at Oklahoma State	L	16-25
3/17	at Oklahoma State	L	10-12
3/19	Southeast Missouri	W	8-7
3/20	William Penn	W	11-6
3/22	Nebraska	W	11-6
3/23	Nebraska	W	8-4
3/24	Nebraska	W	10-8
3/26	Kansas	W	5-1
3/27	Kansas	W	8-4
3/29	at Kansas	W	13-4
3/31	at Kansas	W	16-4
3/31	at Kansas	L	9-11
4/2	at Southeast Missouri	W	7-2
4/3	Saint Louis	W	17-5
4/5	at Kansas State	W	12-5
4/6	at Kansas State	W	10-2
4/7	at Kansas State	L	2-5
4/9	at Saint Louis	L	6-7
4/10	SIU-Carbondale	L	8-18
4/12	Oral Roberts	W	5-4
4/13	Oral Roberts	W	9-8
4/16	Kansas State	L	4-7
4/17	Kansas State	W	16-3
4/19	Oklahoma State	W	24-23
4/20	Oklahoma State	W	12-9
4/21	Oklahoma State	W	6-5
4/24	at Nebraska	W	8-2
4/24	at Nebraska	W	14-10
4/26	Iowa State	W	7-0
4/27	Iowa State	W	6-5
5/1	at Oklahoma	W	17-2
5/1	at Oklahoma	L	2-8
5/4	at Iowa State	L	2-3
5/4	at Iowa State	W	6-3
5/11	Oklahoma	W	7-4
5/12	Oklahoma	L	5-8
5/16	Kansas	W	23-16
5/17	Iowa State	L	4-11
5/18	Oklahoma	W	20-11
5/18	Oklahoma State	L	12-18
5/23	Rice - a	L	4-17
5/24	Wichita State - a	L	2-9

1997 (31-27)

COACH TIM JAMIESON

2/15	at Oral Roberts	W	9-2
2/15	at Oral Roberts	L	1-6
2/16	at Oral Roberts	W	8-7
2/20	San Diego	L	8-12
2/21	at San Diego State	L	4-5
2/22	Utah	L	2-10
2/22	Loyola Marymount	L	10-11
2/23	at San Diego	W	7-1
2/25	Lincoln (Mo.)	W	18-4
2/28	at Kansas State	W	11-8
3/1	at Kansas State	W	15-4
3/2	at Kansas State	W	9-7
3/4	at Missouri State	L	2-4
3/6	Bradley	L	3-17
3/7	Texas A&M	L	5-6
3/8	Texas A&M	W	4-1
3/8	Texas A&M	W	6-4
3/11	at Kansas	L	5-6
3/12	at Kansas	L	8-13
3/15	at Nebraska	L	3-12
3/25	at Nebraska	W	13-7
3/16	at Nebraska	L	6-10
3/18	Saint Louis	W	23-6
3/21	at Oklahoma State	L	6-10
3/22	at Oklahoma State	L	12-15
3/23	at Oklahoma State	L	2-9
3/25	Iowa	W	11-4
3/26	Iowa	W	24-5
3/28	Rockhurst	W	29-13
3/29	Rockhurst	W	15-2
4/1	at Arkansas	L	3-4
4/2	at Saint Louis	W	17-9
4/5	Texas Tech	L	6-16
4/5	Texas Tech	L	5-18
4/6	Texas Tech	L	2-4
4/9	Central Missouri State	W	11-7
4/12	at Baylor	W	3-2
4/12	at Baylor	L	5-6
4/13	at Baylor	L	6-9
4/15	Arkansas	L	6-8
4/18	Kansas	W	14-5
4/19	Kansas	W	12-11
4/20	Kansas	L	4-5
4/23	Oklahoma	L	1-7
4/23	Oklahoma	W	4-3
4/25	at Texas	W	10-4
4/26	at Texas	L	5-6
4/27	at Texas	W	13-7
4/30	at Southeast Missouri	W	4-2
5/2	Iowa State	W	8-4
5/2	Iowa State	W	8-5
5/3	Iowa State	W	12-10
5/7	Southeast Missouri	W	11-10
5/8	Arkansas State	W	10-7
5/9	Arkansas State	W	16-5
5/15	Texas Tech	L	2-12
5/16	Baylor	W	9-8
5/17	Oklahoma	L	7-16

1998 (36-18)

COACH TIM JAMIESON

2/15	Missouri Western	W	15-0
2/20	at Arkansas State	W	5-2
2/22	at Arkansas State	L	9-11
2/22	at Arkansas State	W	24-9
2/24	Lincoln (Mo.)	W	11-6
2/24	Truman State	W	10-1
2/27	Kansas State	W	3-1
2/28	Kansas State	W	8-7
3/1	Kansas State	W	5-2
3/3	at Wichita State	L	3-12
3/4	Missouri State	L	4-9
3/6	at Texas A&M	L	2-9
3/7	at Texas A&M	W	5-3
3/8	at Texas A&M	L	3-4
3/13	Eastern Michigan	W	13-4
3/14	Eastern Michigan	W	3-0
3/15	Eastern Michigan	W	8-3
3/21	Western Michigan	W	14-4
3/21	Western Michigan	W	9-7
3/22	Western Michigan	W	15-8
3/23	Kansas	W	6-0
3/25	at Saint Louis	W	9-2
3/26	Westminster	W	12-2
3/27	Central Missouri State	W	15-1
3/31	at Bradley	L	12-23
4/1	Nebraska	W	21-9
4/1	Nebraska	W	12-8
4/3	at Texas Tech	L	6-8
4/4	at Texas Tech	W	4-2
4/5	at Texas Tech	L	11-13
4/8	Saint Louis	W	11-4
4/10	Baylor	L	1-12
4/11	Baylor	W	6-4
4/12	Baylor	L	14-15
4/14	at Southeast Missouri	W	11-8
4/17	at Kansas	W	14-0
4/18	at Kansas	L	1-13
4/19	at Kansas	W	16-11
4/21	at Oklahoma	L	7-9
4/21	at Oklahoma	W	14-6
4/22	at Oklahoma	L	3-14
4/24	Texas	W	13-5
4/25	Texas	L	10-12
4/26	Texas	W	7-3
4/29	Southeast Missouri	W	12-6
5/1	at Iowa State	W	14-9
5/2	at Iowa State	W	16-8
5/2	at Iowa State	L	1-3
5/6	Quincy	W	10-0
5/7	Oklahoma State	W	15-3
5/10	Oklahoma State	W	6-5
5/10	Oklahoma State	L	5-7
5/14	Baylor	L	3-7
5/15	Oklahoma State	L	8-11

a - NCAA Midwest Regional (Wichita, Kan.)



1999 (39-17)
COACH TIM JAMIESON

2/13	Lincoln (Mo.)	W	14-7
2/15	Truman State	W	22-10
2/16	Missouri Baptist	W	5-1
2/18	Southwest Baptist	W	7-4
2/19	at Texas	L	6-9
2/20	at Texas	L	2-14
2/21	at Texas	L	2-14
2/25	at Southern Mississippi	L	5-9
2/26	Notre Dame	W	13-1
2/27	SIU-Carbondale	W	14-12
2/28	at New Orleans	L	4-9
3/3	Central Missouri State	W	11-5
3/5	Texas Tech	W	7-0
3/6	Texas Tech	L	1-8
3/7	Texas Tech	L	0-13
3/9	Western Illinois	W	10-3
3/10	Western Illinois	W	6-3
3/16	Wichita State	L	1-12
3/17	Saint Louis	W	7-6
3/19	at Baylor	W	8-4
3/20	at Baylor	L	4-6
3/21	at Baylor	L	2-9
3/24	at Missouri State	W	9-8
3/26	Texas A&M	L	1-2
3/27	Texas A&M	W	12-8
3/28	Texas A&M	L	3-6
3/30	at Kansas	L	2-3
3/31	at Kansas	W	12-8
4/3	Jacksonville State	W	15-3
4/4	Jacksonville State	W	8-4
4/4	Jacksonville State	W	7-6
4/6	at Saint Louis	W	16-5
4/9	Kansas	W	7-4
4/10	Kansas	W	9-1
4/11	Kansas	W	14-12
4/13	at Southeast Missouri	W	8-4
4/17	Oklahoma	L	2-4
4/17	Oklahoma	W	4-2
4/18	Oklahoma	W	5-2
4/20	Westminster	W	17-5
4/23	at Nebraska	L	7-8
4/24	at Nebraska	W	7-1
4/25	at Nebraska	W	9-7
4/30	Iowa State	W	9-1
5/1	Iowa State	W	7-6
5/2	Iowa State	W	13-0
5/8	at Kansas State	W	5-3
5/8	at Kansas State	L	4-5
5/9	at Kansas State	L	2-3
5/13	Fontbonne College	W	13-0
5/14	Bradley	W	9-3
5/15	Bradley	W	10-6
5/19	Baylor	L	0-2
5/20	Texas Tech	W	8-7
5/21	Texas	W	5-4
5/22	Baylor	L	2-9

2000 (33-24)
COACH TIM JAMIESON

2/11	at Pepperdine	L	5-6
2/12	at Pepperdine	L	8-10
2/15	William Woods	W	15-5
2/17	at Nicholls State	W	3-2
2/18	Arkansas-Little Rock	L	3-9
2/19	Northwestern	W	2-1
2/20	Centenary	W	10-2
2/22	Lincoln (Mo.)	L	2-4
2/25	at Texas Tech	W	16-14
2/26	at Texas Tech	L	6-11
2/27	at Texas Tech	W	6-5
2/29	Western Illinois	W	13-0
3/1	Western Illinois	W	15-6
3/4	Texas	L	4-6
3/4	Texas	L	6-9
3/5	Texas	W	5-3
3/8	at Southeast Missouri	L	8-14
3/14	Arkansas State	W	6-2
3/15	Arkansas State	W	7-6
3/17	Bowling Green	W	4-1
3/18	Bowling Green	W	6-5
3/19	Bowling Green	W	8-6
3/21	at Wichita State	L	5-6
3/24	at Kansas	L	0-3
3/25	at Kansas	W	12-2
3/26	at Kansas	W	10-7
3/28	Central Missouri State	W	12-8
3/31	at Iowa State	L	6-11
4/1	at Iowa State	W	8-7
4/2	at Iowa State	W	5-3
4/4	Saint Louis	W	16-8
4/7	Baylor	L	4-6
4/8	Baylor	L	4-13
4/9	Baylor	W	9-8
4/12	at Missouri State	W	6-0
4/14	Nebraska	L	2-7
4/15	Nebraska	L	8-15
4/16	Nebraska	L	5-9
4/18	Kansas	W	3-2
4/21	Cal State-Northridge	W	6-1
4/22	Cal State-Northridge	W	8-1
4/23	Cal State-Northridge	L	1-6
4/25	at Saint Louis	W	5-3
4/26	Missouri State	W	7-4
4/28	Kansas State	W	6-2
4/29	Kansas State	W	8-6
4/30	Kansas State	L	6-9
5/6	at Oklahoma	L	3-11
5/7	at Oklahoma	L	7-11
5/8	at Oklahoma	L	4-9
5/10	Southeast Missouri	L	6-9
5/12	at Texas A&M	W	13-11
5/13	at Texas A&M	W	6-2
5/14	at Texas A&M	W	6-5
5/17	Nebraska - a	W	12-10
5/18	Oklahoma - a	L	6-12
5/19	Nebraska - a	L	3-4

a - Big 12 Tournament (Oklahoma City, Okla.)

2001 (31-24-1)
COACH TIM JAMIESON

2/10	at Pepperdine	W	10-7
2/11	at San Jose State	L	1-4
2/16	UNLV	W	10-1
2/17	at New Mexico	W	7-3
2/18	Utah	L	9-12
2/24	at Oklahoma State	L	4-6
2/25	at Oklahoma State	L	2-7
2/26	at Oklahoma State	L	4-5
3/2	at Baylor	L	2-3
3/3	at Baylor	L	2-12
3/4	at Baylor	W	5-4
3/7	Wichita State	W	9-8
3/9	Kansas	L	4-7
3/10	Kansas	W	8-2
3/11	Kansas	W	1-0
3/13	Missouri Valley	W	9-2
3/14	Truman State	W	12-2
3/17	Pepperdine	W	13-4
3/17	Pepperdine	W	9-5
3/18	Pepperdine	L	1-2
3/20	Western Illinois	W	12-0
3/21	Western Illinois	W	10-2
3/23	at Nebraska	L	4-14
3/24	at Nebraska	W	6-2
3/25	at Nebraska	W	3-2
3/27	at Arkansas State	W	10-0
3/28	at Arkansas State	W	9-4
3/30	Texas Tech	W	5-4
3/31	Texas Tech	L	2-10
4/1	Texas Tech	W	14-9
4/3	at Southeast Missouri	W	7-4
4/6	at Oklahoma	L	0-6
4/7	at Oklahoma	L	9-13
4/8	at Oklahoma	L	6-9
4/13	at Texas	L	2-9
4/14	at Texas	W	10-6
4/15	at Texas	L	0-13
4/17	Southeast Missouri	W	8-5
4/18	Creighton	W	11-7
4/20	Iowa State	L	5-12
4/21	Iowa State	W	7-3
4/22	Iowa State	W	7-6
4/24	at Saint Louis	W	11-6
4/25	Saint Louis	W	4-2
4/27	at Kansas State	L	4-14
4/28	at Kansas State	L	3-7
4/29	at Kansas State	L	5-10
5/1	Missouri State	W	12-11
5/5	Eastern Kentucky	W	5-2
5/5	Eastern Kentucky	L	5-6
5/6	Eastern Kentucky	W	12-2
5/8	at Missouri State	L	3-5
5/10	Texas A&M	L	4-6
5/11	Texas A&M	L	4-10
5/12	Texas A&M	W	8-5



2002 (24-29)
COACH TIM JAMIESON

2/14	Washington	L	6-10
2/15	Portland	W	6-4
2/16	Portland	W	11-7
2/17	Washington	W	10-9
2/22	Notre Dame	L	6-7
2/23	SIU-Carbondale	L	4-8
2/24	at New Orleans	L	10-11
3/5	Lindenwood	W	14-7
3/5	Missouri Baptist	W	10-4
3/6	William Woods	W	20-4
3/8	at Oklahoma	L	9-10
3/9	at Oklahoma	L	8-9
3/10	at Oklahoma	L	10-16
3/12	Arkansas State	W	8-3
3/13	Arkansas State	L	10-15
3/15	Texas	L	0-15
3/16	Texas	L	3-6
3/17	Texas	L	2-7
3/19	Arkansas	L	10-11
3/22	Baylor	W	7-5
3/23	Baylor	W	7-6
3/24	Baylor	L	8-11
3/26	Harris-Stowe	W	5-2
3/29	at Texas Tech	L	4-7
3/31	at Texas Tech	W	7-1
3/31	at Texas Tech	L	6-13
4/2	Southeast Missouri	L	5-8
4/5	Washington	W	11-9
4/6	Washington	W	5-3
4/7	Washington	W	12-11
4/9	at Missouri State	L	4-6
4/12	Nebraska	W	9-6
4/13	Nebraska	L	3-6
4/14	Nebraska	W	16-12
4/16	Missouri State	L	10-20
4/17	Saint Louis	W	11-4
4/20	at Kansas	W	16-10
4/21	at Kansas	W	14-4
4/23	Saint Louis	W	10-0
4/26	at Texas A&M	W	11-10
4/27	at Texas A&M	W	13-2
4/30	Western Illinois	L	5-7
5/1	Western Illinois	W	12-4
5/3	Oklahoma State	L	5-8
5/4	Oklahoma State	L	11-12
5/5	Oklahoma State	L	1-15
5/7	at Southeast Missouri	L	2-5
5/10	Kansas State	L	3-5
5/11	Kansas State	L	1-10
5/16	Northern Iowa	L	5-8
5/17	Northern Iowa	W	6-3
5/18	Northern Iowa	L	6-10

2003 (36-22)
COACH TIM JAMIESON
NCAA STARKVILLE REGIONAL

2/6	North Carolina-Wilmington	W	12-1
2/7	North Carolina-Wilmington	L	2-5
2/8	North Carolina-Wilmington	W	6-3
2/15	Northwestern	L	3-5
2/15	Cal Poly	L	2-4
2/22	Northwestern State	L	4-8
2/22	at Louisiana-Monroe	W	13-10
2/23	Northern Iowa	W	11-4
3/1	Youngstown State	W	9-0
3/1	Youngstown State	W	10-2
3/6	Truman State	W	30-0
3/6	Lincoln (Mo.)	W	9-1
3/7	Creighton	W	9-0
3/8	Creighton	L	4-6
3/9	Creighton	W	6-1
3/11	at Southeast Missouri	W	9-8
3/12	Maryville (Mo.)	W	19-1
3/14	at Texas	L	1-4
3/15	at Texas	L	7-16
3/16	at Texas	L	3-6
3/19	Illinois State	W	16-11
3/21	Kansas	W	11-7
3/22	Kansas	W	14-8
3/23	Kansas	W	7-4
3/26	at Illinois State	W	4-3
3/28	at Kansas State	W	14-2
3/29	at Kansas State	W	8-3
3/30	at Kansas State	W	5-4
4/2	at Saint Louis	W	12-6
4/4	Texas Tech	W	8-6
4/5	Texas Tech	W	11-5
4/9	Western Illinois	W	16-3
4/11	at Nebraska	W	4-3
4/12	at Nebraska	L	9-11
4/13	at Nebraska	L	6-7
4/15	Missouri State	L	9-12
4/18	at Baylor	L	4-10
4/19	at Baylor	W	23-18
4/20	at Baylor	W	12-8
4/22	at Missouri State	L	1-2
4/25	Texas A&M	L	1-6
4/26	Texas A&M	W	7-6
4/27	Texas A&M	L	8-9
4/29	Saint Louis	W	6-0
4/30	Southeast Missouri	W	11-10
5/2	at Oklahoma State	L	4-7
5/3	at Oklahoma State	W	14-11
5/4	at Oklahoma State	L	7-17
5/9	Rockhurst	W	15-6
5/16	Oklahoma	W	6-1
5/17	Oklahoma	W	7-6
5/18	Oklahoma	L	0-7
5/21	Baylor - a	L	8-9
5/22	Kansas - a	W	4-3
5/23	Baylor - a	L	8-9
5/30	North Carolina - b	L	3-4
5/31	Middle Tennessee - b	W	13-7
5/31	Mississippi State - b	L	5-10

a - Big 12 Tournament (Oklahoma City, Okla.)
b - NCAA Starkville Regional (Starkville, Miss.)

2004 (38-23-1)
COACH TIM JAMIESON
NCAA FAYETTEVILLE REGIONAL

2/13	Nevada	W	8-7
2/14	Portland	W	13-0
2/15	Portland	W	2-1
2/19	Coastal Carolina	W	12-10
2/20	Rider	W	4-2
2/21	Coastal Carolina	W	21-4
2/22	Albany	L	3-5
2/27	Youngstown State	L	2-3
2/28	Youngstown State	W	7-0
2/29	Youngstown State	W	2-1
3/2	Western Illinois	W	2-1
3/3	Western Illinois	W	8-2
3/5	at Washington	W	16-2
3/6	at Washington	L	6-11
3/7	at Washington	T	6-6
3/12	Wake Forest	W	5-4
3/12	Indiana State	W	7-6
3/13	Memphis	W	3-2
3/14	Tennessee-Martin	W	7-3
3/17	Illinois State	L	2-5
3/19	Chicago State	W	19-2
3/20	Chicago State	W	8-1
3/21	Chicago State	W	21-1
3/24	Southeast Missouri	W	6-3
3/26	Kansas State	L	3-5
3/27	Kansas State	L	4-6
3/28	Kansas State	W	12-0
4/2	Baylor	W	12-4
4/3	Baylor	L	9-15
4/4	Baylor	L	6-9
4/7	Saint Louis	L	1-3
4/9	at Oklahoma	L	2-3
4/10	at Oklahoma	L	5-8
4/11	at Oklahoma	L	3-4
4/14	at Missouri State	W	5-4
4/16	Nebraska	W	3-2
4/17	Nebraska	W	16-11
4/18	Nebraska	L	10-11
4/20	Missouri State	L	4-5
4/23	at Texas A&M	L	0-1
4/24	at Texas A&M	L	1-7
4/28	Saint Louis	W	3-0
4/30	Texas	W	4-1
5/1	Texas	W	8-0
5/2	Texas	L	0-16
5/7	at Texas Tech	L	5-7
5/8	at Texas Tech	W	5-3
5/9	at Texas Tech	W	3-1
5/14	at Kansas	L	6-11
5/15	at Kansas	W	2-1
5/16	at Kansas	L	3-4
5/19	Southeast Missouri	L	3-4
5/21	Oklahoma State	W	9-5
5/22	Oklahoma State	W	10-9
5/23	Oklahoma State	W	7-3
5/26	Oklahoma - a	W	9-5
5/27	Baylor - a	W	12-1
5/29	Baylor - a	W	10-7
5/30	Oklahoma State - a	L	9-10
6/4	Wichita State - b	L	0-3
6/5	LeMoyne - b	W	11-3
6/5	Arkansas - b	L	7-10

a - Big 12 Tournament (Arlington, Texas)
b - NCAA Fayetteville Regional (Fayetteville, Ark.)



2005 (45-23)
COACH TIM JAMIESON
NCAA FULLERTON REGIONAL

Table with 4 columns: Date, Location, Result, Score. Rows include games from 2/10 to 6/5 against various opponents like Portland, Winthrop, Gardner-Webb, etc.

a - Big 12 Tournament (Oklahoma City, Okla.)
b - NCAA Fullerton Regional (Fullerton, Calif.)

2006 (35-28)
COACH TIM JAMIESON
NCAA MALIBU REGIONAL
NCAA FULLERTON SUPER REGIONAL

Table with 4 columns: Date, Location, Result, Score. Rows include games from 2/9 to 6/10 against various opponents like East Tennessee State, Charleston Southern, etc.

a - Big 12 Tournament (Oklahoma City, Okla.)
b - NCAA Pepperdine Regional (Malibu, Calif.)
c - NCAA Fullerton Super Regional (Fullerton, Calif.)

2007 (42-18)
COACH TIM JAMIESON
NCAA COLUMBIA REGIONAL

Table with 4 columns: Date, Location, Result, Score. Rows include games from 2/9 to 6/4 against various opponents like Florida International, Arizona State, etc.

a - Big 12 Tournament (Oklahoma City, Okla.)
b - NCAA Columbia Regional (Columbia, Mo.)



2008 (39-16)
COACH TIM JAMIESON
NCAA CORAL GABLES REGIONAL

2/22	Connecticut	W	7-1
2/23	Michigan State	W	14-9
2/24	Stetson	W	9-5
2/25	Central Florida	L	9-10
2/29	California	W	7-5
3/1	at San Diego	L	4-5
3/2	Cal Poly	W	6-3
3/8	Indiana State	W	5-1
3/9	Indiana State	W	9-8
3/9	Indiana State	W	6-2
3/14	Toledo	W	6-0
3/15	Toledo	W	10-0
3/16	Toledo	W	3-1
3/16	Toledo	W	11-6
3/18	South Dakota State	W	13-1
3/19	South Dakota State	W	9-4
3/21	Baylor	W	7-0
3/22	Baylor	W	3-0
3/23	Baylor	W	12-2
3/25	Minnesota	W	17-8
3/26	Minnesota	L	5-12
3/28	at Texas Tech	W	1-0
3/29	at Texas Tech	L	2-3
3/30	at Texas Tech	L	11-15
4/1	Western Illinois	L	3-5
4/2	Lincoln	W	10-2
4/4	Oklahoma State	W	3-0
4/5	Oklahoma State	L	2-6
4/6	Oklahoma State	L	5-8
4/9	at Missouri State	W	8-4
4/11	Texas	W	31-12
4/12	Texas	W	13-2
4/13	Texas	L	2-9
4/16	William Woods	W	16-8
4/18	at Oklahoma	W	9-4
4/19	at Oklahoma	W	6-5
4/20	at Oklahoma	L	4-22
4/22	Eastern Illinois	W	8-6
4/23	Southern Illinois	L	1-2
4/25	at Texas A&M	L	8-9
4/26	at Texas A&M	L	0-15
4/27	at Texas A&M	L	2-3
4/29	Kansas	L	0-3
5/2	Kansas State	W	13-10
5/3	Kansas State	W	11-7
5/4	Kansas State	L	3-4
5/6	Creighton	W	5-4
5/9	at Kansas	W	5-3
5/11	at Kansas	L	6-7
5/11	at Kansas	W	12-1
5/16	Nebraska	W	8-1
5/17	Nebraska	W	22-9
5/18	Nebraska	W	7-3
5/21	Texas - a	W	3-2
5/22	Oklahoma - a	L	3-4
5/24	Texas A&M - a	L	2-6
5/30	Ole Miss - b	W	7-0
5/31	Miami (Fla.) - b	L	5-6
6/1	Ole Miss - b	L	6-9

a - Big 12 Tournament (Oklahoma City, Okla.)

b - NCAA Coral Gables Regional (Coral Gables, Fla.)

2009 (35-27)
COACH TIM JAMIESON
NCAA OXFORD REGIONAL

2/20	Nevada	W	12-1
2/21	Gonzaga	L	3-9
2/22	Nevada	L	4-8
2/22	Gonzaga	L	9-13
2/24	at Arizona State	L	1-3
2/26	at Arizona State	L	1-2
2/27	Oregon State	L	8-12
2/28	Northern Illinois	L	2-5
3/1	Arizona State	W	5-2
3/4	Western Illinois	W	8-0
3/6	Ball State	W	4-1
3/7	Ball State	L	5-14
3/7	Ball State	W	18-4
3/8	Ball State	W	7-6
3/10	Western Illinois	W	18-4
3/14	at Texas	W	2-0
3/14	at Texas	L	0-5
3/15	at Texas	L	3-4
3/18	SIU-Edwardsville	W	4-1
3/20	Texas A&M	W	3-2
3/21	Texas A&M	W	5-2
3/22	Texas A&M	L	5-6
3/24	Illinois-Chicago	L	4-6
3/25	Illinois-Chicago	W	12-8
3/29	at Oklahoma State	L	1-13
3/29	at Oklahoma State	L	2-6
3/30	at Oklahoma State	W	1-0
4/1	at Saint Louis	W	19-6
4/3	Oklahoma	L	1-2
4/4	Oklahoma	L	4-7
4/5	Oklahoma	W	5-4
4/7	Minnesota	L	3-7
4/8	Minnesota	W	5-3
4/10	at Baylor	W	5-3
4/11	at Baylor	L	7-8
4/12	at Baylor	L	0-19
4/14	Indiana State	W	8-1
4/15	Indiana State	W	12-2
4/17	at Kansas State	W	4-3
4/18	at Kansas State	W	11-6
4/19	at Kansas State	L	5-11
4/22	Kansas	L	3-7
4/24	Texas Tech	W	18-7
4/25	Texas Tech	W	9-5
4/26	Texas Tech	W	15-2
4/28	Eastern Illinois	W	7-4
5/1	at Nebraska	W	8-4
5/2	at Nebraska	W	6-3
5/3	at Nebraska	W	12-9
5/5	Missouri State	L	5-10
5/8	Kansas	W	8-5
5/9	Kansas	L	4-7
5/10	Kansas	W	13-12
5/16	Cal State-Bakersfield	W	4-2
5/17	Cal State-Bakersfield	W	8-4
5/20	Texas A&M - a	W	5-2
5/22	Texas Tech - a	L	2-4
5/23	Oklahoma - a	W	5-4
5/24	Texas - a	L	7-12
5/29	Western Kentucky - b	L	5-11
5/30	Monmouth - b	W	9-0
5/31	Western Kentucky - b	L	6-11

a - Big 12 Tournament (Oklahoma City, Okla.)

b - NCAA Oxford Regional (Oxford, Miss.)

2010 (29-26)
COACH TIM JAMIESON

2/19	Gonzaga	L	10-6
2/20	at Washington	W	17-6
2/21	New Mexico State	W	2-1
2/26	Florida Atlantic	W	4-2
2/27	at Auburn	W	11-7
2/28	Boston College	L	6-14
3/5	Houston	L	0-3
3/6	TCU	L	3-4
3/7	at Texas	L	5-8
3/10	Western Illinois	W	10-3
3/12	Xavier	W	7-6
3/13	Xavier	W	4-2
3/14	Xavier	L	1-5
3/18	North Dakota	W	17-5
3/19	North Dakota	W	7-3
	North Dakota	W	6-0
3/23	Arkansas-Pine Bluff	W	9-0
3/24	Arkansas-Pine Bluff	W	28-2
3/26	at Texas A&M	L	1-3
3/27	at Texas A&M	W	5-4
3/28	at Texas A&M	W	13-4
3/30	Purdue	W	22-14
3/31	Purdue	L	3-6
4/3	Baylor	L	3-7
4/4	Baylor	W	13-9
4/6	SIU-Edwardsville	W	14-3
4/7	Illinois	W	5-4
4/9	at Oklahoma	L	4-6
4/10	at Oklahoma	L	4-10
4/11	at Oklahoma	W	12-11
4/14	at Missouri State	L	4-5
4/16	Oklahoma State	W	2-9
4/17	Oklahoma State	L	7-10
4/18	Oklahoma State	L	3-4
4/21	Kansas	L	0-1
4/25	Kansas State	W	4-2
4/25	Kansas State	W	9-8
4/27	Eastern Illinois	W	10-2
4/30	at Texas Tech	W	12-8
5/1	at Texas Tech	L	4-5
5/2	at Texas Tech	L	15-16
5/4	Missouri State	W	11-6
5/7	at Kansas	L	3-10
5/8	at Kansas	L	8-9
5/9	at Kansas	L	9-10
5/14	Nebraska	W	2-0
5/15	Nebraska	W	12-7
5/16	Nebraska	W	6-5
5/21	Texas	L	2-5
5/22	Texas	L	4-6
5/23	Texas	L	11-20
5/26	at Texas	W	7-3
5/27	Texas A&M	L	2-7
5/29	Texas Tech	W	7-3


2011 (27-32)
COACH TIM JAMIESON

2/18	Cal Poly	W	10-9
2/19	at USC	L	3-9
2/20	at North Carolina	L	3-11
2/25	at Charlotte	L	4-5
2/26	at Charlotte	L	2-3
2/27	at Charlotte	L	7-22
3/5	UI-Chicago	W	11-4
3/6	UI-Chicago	L	1-5
3/8	Gonzaga	W	5-2
3/9	Gonzaga	L	1-4
3/11	Lemoyne	L	5-6
3/12	Lemoyne	W	7-4
3/12	Lemoyne	W	4-2
3/13	Lemoyne	W	10-1
3/18	Central Michigan	W	7-6
3/19	Central Michigan	W	14-7
3/20	Central Michigan	W	8-6
3/20	Central Michigan	L	1-8
3/22	Central Arkansas	W	11-4
3/23	Central Arkansas	L	3-9
3/25	Oklahoma	L	1-3
3/25	Oklahoma	W	2-1
3/30	Texas State	W	3-2
4/1	at Texas	L	4-5
4/2	at Texas	L	1-10
4/6	at Kansas	L	1-7
4/8	at Oklahoma State	L	2-3
4/9	at Oklahoma State	L	1-4
4/10	at Oklahoma State	L	3-7
4/13	SIU-Edwardsville	L	2-7
4/15	Kansas	L	3-8
4/16	Kansas	W	3-2
4/17	Kansas	L	0-6
4/21	at Baylor	W	4-2
4/22	at Baylor	L	3-6
4/23	at Baylor	W	10-1
4/26	Eastern Illinois	W	7-5
4/27	Missouri State	L	2-5
4/29	Texas A&M	W	10-9
4/30	Texas A&M	L	2-3
5/3	at Missouri State	L	0-5
5/6	at Kansas State	W	5-4
5/7	at Kansas State	L	5-8
5/8	at Kansas State	W	12-8
5/13	Texas Tech	W	11-1
5/14	Texas Tech	L	4-6
5/15	Texas Tech	W	4-3
5/20	at Nebraska	W	10-5
5/21	at Nebraska	L	3-4
5/21	at Nebraska	L	5-8
5/25	Texas	W	6-4
5/26	at Oklahoma State	W	6-5
5/28	at Texas	L	1-6
5/28	at Texas	W	2-1
2/29	at Texas A&M	L	9-10

2012 (33-28)
COACH TIM JAMIESON
BIG 12 TOURNAMENT CHAMPIONS
NCAA TUCSON REGIONAL

2/17	at Auburn	L	2-5
2/19	at Auburn	W	4-3
2/19	at Auburn	W	6-4
2/24	at San Francisco	L	1-3
2/25	at San Francisco	L	1-3
2/26	at San Francisco	L	0-6
3/2	Ball State	L	2-5
3/3	Ball State	W	15-5
3/4	Ball State	W	9-2
3/6	Omaha	W	14-4
3/9	Charlotte	W	10-4
3/10	Charlotte	W	5-3
3/13	North Dakota	W	10-7
3/14	North Dakota	W	21-5
3/16	High Point	W	8-7
3/17	High Point	W	4-0
3/18	Highpoint	L	7-13
3/21	Indiana State	L	1-15
2/24	Oklahoma State	L	2-3
2/24	Oklahoma State	W	4-1
2/25	Oklahoma State	W	4-2
3/27	Central Arkansas	W	12-7
3/28	Central Arkansas	L	2-8
3/30	at Texas A&M	L	6-8
3/31	at Texas A&M	W	4-3
4/1	at Texas A&M	L	6-7
4/5	Baylor	L	1-3
4/6	Baylor	L	3-5
4/7	Baylor	L	7-12
4/10	Arkansas-Little Rock	W	10-5
4/11	at Illinois	W	5-4
4/13	at Oklahoma	L	5-6
4/14	at Oklahoma	L	4-8
4/15	at Oklahoma	L	4-5
4/20	Kansas State	W	13-4
4/21	Kansas State	W	4-3
4/22	Kansas State	W	7-0
4/25	Missouri State	W	4-3
4/27	at Texas Tech	W	9-0
4/28	at Texas Tech	L	3-4
4/29	at Texas Tech	L	0-7
5/1	at Arkansas	L	3-6
5/2	at Arkansas	L	0-2
5/4	Texas	L	4-6
5/5	Texas	W	5-4
5/6	Texas	W	7-6
5/9	Missouri State	W	10-4
5/11	Memphis	L	4-6
5/12	Memphis	W	9-1
5/13	Memphis	L	7-8
5/17	at Kansas	L	0-1
5/18	at Kansas	L	3-6
5/19	at Kansas	W	6-3
5/23	at Texas - a	W	5-0
5/24	at Texas A&M - a	W	5-3
5/26	Kansas - a	W	12-2
5/27	at Oklahoma - a	W	8-7
6/1	at Arizona - b	L	3-15
6/2	New Mexico State - b	W	6-2
6/3	Louisville - b	L	3-11

a - Big 12 Tournament (Oklahoma City, Okla.)
b - NCAA Tucson Regional (Tucson, Ariz.)

2013 (18-32)
COACH TIM JAMIESON

2/15	at Southern Mississippi	L	2-5
2/16	at Southern Mississippi	L	3-5
2/17	at Southern Mississippi	L	1-6
2/22	at Memphis	L	0-6
2/23	at Memphis	L	5-3
2/24	at Memphis	L	2-8
3/6	Eastern Michigan	W	7-1
3/6	Eastern Michigan	W	1-0
3/8	San Francisco	W	6-2
3/9	San Francisco	L	3-8
3/12	Jackson State	W	9-3
3/13	Truman State	W	14-4
3/15	South Carolina	L	1-4
3/16	South Carolina	W	4-0
3/16	South Carolina	L	0-2
3/19	Arkansas State	W	5-1
3/19	Arkansas State	L	3-10
3/22	at Tennessee	L	0-4
3/23	at Tennessee	L	6-7
3/23	at Tennessee	W	14-6
3/27	Omaha	W	11-4
3/29	Louisiana State	L	0-2
3/30	Louisiana State	L	0-8
3/31	Louisiana State	L	5-6
4/2	Illinois	L	2-6
4/5	at Georgia	W	4-0
4/6	at Georgia	L	5-6
4/7	at Georgia	W	8-5
4/9	at Missouri State	W	5-4
4/12	at Vanderbilt	L	5-11
4/13	at Vanderbilt	L	1-12
4/14	at Vanderbilt	L	4-16
4/19	Florida	L	6-8
4/20	Florida	L	3-4
4/21	Florida	W	8-2
4/24	Missouri State	L	2-4
4/26	Auburn	L	1-3
4/28	Auburn	W	3-1
4/29	Auburn	W	4-1
4/30	Southeast Missouri	L	7-9
5/3	at Texas A&M	L	1-2
5/4	at Texas A&M	L	5-6
5/5	at Texas A&M	L	1-4
5/10	at Alabama	L	7-9
5/11	at Alabama	W	7-3
5/12	at Alabama	L	6-7
5/16	Kentucky	W	4-2
5/17	Kentucky	W	4-3
5/18	Kentucky	L	1-5
5/21	Mississippi State - a	L	1-2

a - SEC Tournament (Hoover, Ala.)


2014 (20-33)
COACH TIM JAMIESON

2/15	Southern Mississippi	W	4-2
2/15	at McNeese State	L	2-3
2/16	Chicago State	W	6-3
2/21	Radford	W	15-3
2/22	at Wake Forest	L	0-1
2/23	Cincinnati	L	5-11
2/25	Liberty	L	1-2
2/26	Campbell	L	3-6
3/1	IPFW	L	8-11
3/1	Illinois-Chicago	W	4-0
3/7	Southern Mississippi	W	4-1
3/8	Southern Mississippi	W	6-4
3/9	Southern Mississippi	L	1-2
3/11	Alcorn State	W	5-0
3/11	Alcorn State	W	11-5
3/14	Tennessee	W	5-2
3/15	Tennessee	L	1-4
3/15	Tennessee	L	1-5
3/18	Milwaukee	W	7-5
3/19	Milwaukee	W	4-3
3/21	at Mississippi	L	3-4
3/22	at Mississippi	L	1-7
3/23	at Mississippi	L	3-8
3/27	at Auburn	W	4-3
3/28	at Auburn	W	4-2
3/29	at Auburn	L	3-7
4/1	SIU-Carbondale	L	2-4
4/4	Georgia	L	1-2
4/5	Georgia	L	2-7
4/6	Georgia	W	4-2
4/8	Missouri State	W	9-4
4/11	at Kentucky	W	8-7
4/12	at Kentucky	L	0-12
4/13	at Kentucky	W	8-3
4/15	at Missouri State	L	0-9
4/18	Mississippi State	L	2-3
4/19	Mississippi State	L	2-6
4/20	Mississippi State	L	7-9
4/22	Wichita State	W	5-4
4/23	at Illinois	W	5-2
4/25	at Florida	L	1-7
4/26	at Florida	L	0-5
4/27	at Florida	L	5-6
4/29	Southeast Missouri	W	6-5
5/2	Vanderbilt	L	3-8
5/3	Vanderbilt	L	1-5
5/4	Vanderbilt	L	1-3
5/9	at South Carolina	L	2-8
5/10	at South Carolina	L	1-3
5/11	at South Carolina	L	1-2
5/15	Arkansas	L	4-9
5/16	Arkansas	L	0-4
5/17	Arkansas	L	5-7

2015 (30-28)
COACH TIM JAMIESON

2/13	Iona	W	1-0
2/13	Iona	W	4-3
2/14	Iona	W	6-3
2/14	Iona	W	14-2
2/19	Texas A&M-Corpus Christi	L	2-3
2/20	Sam Houston State	W	2-0
2/21	Texas A&M-Corpus Christi	W	5-1
2/22	at Purdue	W	1-0
2/28	Illinois-Chicago	W	3-2
2/28	Illinois-Chicago	W	2-1
3/1	Illinois-Chicago	W	10-1
3/6	Milwaukee	L	4-7
3/7	Milwaukee	L	1-5
3/8	Milwaukee	L	1-3
3/10	Truman State	W	10-2
3/11	SIU-Edwardsville	W	9-4
3/14	at Georgia	W	5-1
3/14	at Georgia	W	8-4
3/15	at Georgia	W	6-0
3/17	Air Force	W	6-0
3/18	Air Force	L	2-4
3/20	South Carolina	W	3-2
3/21	South Carolina	W	4-3
3/22	South Carolina	L	5-7
3/24	Arkansas-Pine Bluff	L	3-8
3/25	Arkansas-Pine Bluff	W	9-3
3/27	at Texas A&M	L	4-7
3/28	at Texas A&M	W	3-2
3/29	at Texas A&M	L	6-14
3/31	Illinois	L	3-4
4/3	Florida	L	1-5
4/4	Florida	W	10-1
4/5	Florida	W	5-3
4/9	at Tennessee	L	2-5
4/10	at Tennessee	W	8-3
4/11	at Tennessee	W	10-1
4/14	Arkansas-Little Rock	L	3-4
4/17	Alabama	W	4-3
4/18	Alabama	L	0-6
4/19	Alabama	W	5-3
4/21	Missouri State	L	8-9
4/24	at Vanderbilt	L	2-9
4/25	at Vanderbilt	L	2-12
4/26	at Vanderbilt	L	2-5
4/28	at Missouri State	L	8-13
5/1	Ole Miss	W	4-2
5/3	Ole Miss	L	3-4
5/5	Southeast Missouri	L	5-8
5/8	at LSU	L	3-8
5/9	at LSU	L	2-8
5/10	at LSU	L	5-6
5/14	Kentucky	L	0-1
5/15	Kentucky	W	6-3
5/16	Kentucky	L	2-8
5/19	South Carolina - a	W	5-1
5/20	Vanderbilt - a	L	6-7
5/21	Alabama - a	L	3-4

a - SEC Tournament (Hoover, Ala.)

2016 (0-30)
COACH TIM JAMIESON

2/19	Seton Hall	W *	7-0
2/20	Seton Hall	W *	4-1
2/20	Seton Hall	L	4-8
2/21	Seton Hall	L	1-9
2/24	Florida International	W *	7-6
2/26	Hofstra	W *	12-2
2/27	Hofstra	W *	8-0
2/27	Hofstra	W *	11-4
2/28	Hofstra	W *	3-2
3/2	at Arkansas-Pine Bluff	W *	2-0
3/4	Illinois-Chicago	W *	7-4
3/5	Illinois-Chicago	L	2-4
3/5	Illinois-Chicago	W *	10-5
3/6	Illinois-Chicago	W *	13-5
3/9	Alabama A&M	W *	5-3
3/11	Youngstown State	W *	8-3
3/12	Youngstown State	L	2-3
3/12	Youngstown State	L	3-4
3/15	Southeast Missouri	L	2-7
3/16	Southeast Missouri	W *	13-6
3/18	at Florida	L	3-4
3/19	at Florida	L	2-6
3/20	at Florida	L	5-7
3/25	Vanderbilt	L	6-8
3/26	Vanderbilt	L	0-2
3/27	Vanderbilt	L	7-17
3/29	Saint Louis	W *	5-3
4/1	at Arkansas	L	6-7
4/2	at Arkansas	W *	8-5
4/3	at Arkansas	W *	10-1
4/5	SIU-Edwardsville	W *	9-6
4/7	Auburn	L	9-11
4/8	Auburn	W *	2-0
4/9	Auburn	W *	4-3
4/12	at Missouri State	L	1-16
4/15	Louisiana State	L	5-7
4/16	Louisiana State	L	5-9
4/17	Louisiana State	L	2-15
4/22	at South Carolina	L	5-8
4/23	at South Carolina	L	1-5
4/24	at South Carolina	L	2-9
4/26	Missouri State	W *	17-9
4/29	Tennessee	W *	5-4
4/30	Tennessee	W *	6-5
5/1	Tennessee	W *	8-3
5/3	Illinois	L	4-6
5/5	at Mississippi State	L	2-8
5/6	at Mississippi State	L	3-4
5/7	at Mississippi State	L	1-3
5/14	Georgia	W *	5-0
5/14	Georgia	L	4-7
5/15	Georgia	L	2-5
5/19	at Kentucky	W *	3-9
5/20	at Kentucky	L	1-2
5/21	at Kentucky	L	2-7
5/24	Vanderbilt - a	L	0-7

a - SEC Tournament (Hoover, Ala.)

* season victories vacated due to NCAA sanctions

2017 (36-23)
COACH STEVE BIESER

2/17	Eastern Michigan	L	2-6
2/18	Eastern Michigan	W	27-9
2/18	Eastern Michigan	W	6-5
2/19	Eastern Michigan	W	7-2
5/23	at Texas A&M-Corpus Christi	W	7-6
5/24	Houston	W	4-2
5/25	at Texas A&M-Corpus Christi	W	9-0
2/26	Illinois	W	7-6
3/3	Illinois-Chicago	W	7-2
3/4	Illinois-Chicago	W	6-4
3/5	Illinois-Chicago	W	11-10
3/7	Eastern Illinois	W	10-1
3/8	Western Carolina	W	7-6
3/10	Appalachian State	W	4-0
3/11	Appalachian State	W	7-1
3/12	Appalachian State	W	3-2
3/15	Chicago State	W	7-6
3/17	at Alabama	W	3-0
3/18	at Alabama	W	7-4
3/19	at Alabama	W	9-5
3/21	Arkansas-Little Rock	W	11-8
3/24	Arkansas	L	2-9
3/25	Arkansas	W	2-7
3/26	Arkansas	L	8-9
3/28	Southeast Missouri	L	5-6
3/31	Florida	L	3-4
4/1	Florida	L	1-2
4/2	Florida	L	1-2
4/4	Illinois	L	3-5
4/6	at Georgia	L	0-3
4/7	at Georgia	W	8-5
4/8	at Georgia	W	6-1
4/11	Arkansas-Pine Bluff	W	13-1
4/12	Arkansas-Pine Bluff	W	15-6
4/14	Kentucky	L	2-5
4/15	Kentucky	W	9-8
4/16	Kentucky	L	1-6
4/18	Missouri State	L	3-5
4/21	at Ole Miss	W	9-3
4/22	at Ole Miss	L	1-3
4/23	at Ole Miss	L	6-9
4/25	at Missouri State	L	1-5
4/28	Texas A&M	L	1-11
4/28	Texas A&M	L	1-7
4/30	Texas A&M	L	2-7
5/2	Murray State	W	11-0
5/5	at Vanderbilt	L	2-5
5/6	at Vanderbilt	W	2-1
5/7	at Vanderbilt	L	5-14
5/12	South Carolina	L	3-4
5/13	South Carolina	W	5-3
5/14	South Carolina	W	5-3
5/16	Eastern Kentucky	W	13-4
5/18	at Tennessee	W	5-0
5/19	at Tennessee	W	2-0
5/20	at Tennessee	W	8-2
5/23	Texas A&M - a	W	12-7
5/24	LSU - a	L	3-10
5/25	South Carolina - a	L	2-10

a - SEC Tournament (Hoover, Ala.)

2018 (34-22)
COACH STEVE BIESER

2/16	at Florida International	W	3-1
2/17	at Florida International	W	22-1
2/18	at Florida International	L	5-11
2/21	at Miami	W	9-0
2/23	Northeastern	W	5-2
2/24	Northeastern	L	8-10
2/24	Northeastern	W	20-1
2/25	Northeastern	L	2-4
2/27	Alabama A&M	W	7-3
2/28	Alabama A&M	W	14-0
3/2	UMBC	W	7-1
3/3	UMBC	W	6-5
3/4	UMBC	W	5-0
3/9	La Salle	W	8-5
3/10	La Salle	W	7-1
3/10	La Salle	W	7-0
3/13	Wichita State	W	9-4
3/16	at Louisiana State	L	2-4
3/17	at Louisiana State	W	12-6
3/18	at Louisiana State	L	5-7
3/20	Arkansas State	W	11-1
3/21	Arkansas State	W	14-9
3/23	Mississippi State	W	14-9
3/24	Mississippi State	L	1-3
3/25	Mississippi State	W	5-4
3/30	at Auburn	L	2-5
3/31	at Auburn	W	2-1
4/1	at Auburn	W	5-0
4/4	SIU-Edwardsville	W	12-1
4/6	Alabama	L	1-2
4/7	Alabama	W	1-0
4/7	Alabama	L	1-5
4/10	at Missouri State	W	8-6
4/13	at Florida	L	1-3
4/14	at Florida	L	2-10
4/14	at Florida	L	2-7
4/17	Chicago State	W	5-3
4/19	Vanderbilt	W	2-1
4/20	Vanderbilt	W	3-1
4/21	Vanderbilt	L	2-6
4/24	Missouri State	W	8-2
4/27	at Kentucky	L	1-2
4/28	at Kentucky	W	14-11
4/29	at Kentucky	L	10-11
5/1	at Iowa	W	17-16
5/3	Georgia	L	6-10
5/4	Georgia	L	3-5
5/5	Georgia	L	1-7
5/11	at South Carolina	W	5-3
5/12	at South Carolina	L	3-6
5/13	at South Carolina	L	0-1
5/15	Indiana State	W	8-7
5/17	Tennessee	W	3-2
5/18	Tennessee	L	1-2
5/19	Tennessee	W	8-3
5/22	South Carolina - a	L	2-4

a - SEC Tournament (Hoover, Ala.)

2019 (34-22-1)
COACH STEVE BIESER

2/15	at North Florida	L	4-5
2/26	at North Florida	W	5-4
2/17	at North Florida	L	2-4
2/19	at Florida A&M	W	5-3
2/21	Northeastern	L	3-4
2/22	Rhode Island	L	6-8
2/23	Rhode Island	W	12-4
2/24	Rhode Island	W	7-0
2/26	Alabama A&M	W	13-5
3/1	Central Arkansas	W	4-0
3/2	South Dakota State	L	3-6
3/8	Northwestern	W	3-2
3/9	Northwestern	W	16-11
3/10	Northwestern	W	9-4
3/12	Arkansas State	W	16-1
3/13	Arkansas State	W	14-4
3/15	at Arkansas	L	0-2
3/16	at Arkansas	L	3-4
3/17	at Arkansas	L	2-3
3/19	Murray State	W	2-1
2/20	Murray State	W	13-1
3/22	Ole Miss	W	2-1
3/23	Ole Miss	L	0-3
3/24	Ole Miss	W	8-5
3/26	at UTSA	W	12-11
3/27	at Incarnate Word	W	11-7
3/29	at Texas A&M	L	3-7
3/30	at Texas A&M	W	3-2
3/31	at Texas A&M	T	2-2
4/2	Saint Louis	W	4-3
4/3	Kansas State	W	17-2
4/5	Kentucky	L	2-4
4/6	Kentucky	W	5-4
4/7	Kentucky	W	9-2
4/9	SIU-Edwardsville	W	10-3
4/12	LSU	L	11-12
4/13	LSU	W	4-1
4/14	LSU	W	11-5
4/16	at Missouri State	W	14-6
4/18	at Georgia	L	0-3
4/19	at Georgia	L	2-5
4/20	at Georgia	L	2-4
4/23	Missouri State	W	6-2
4/26	South Carolina	W	5-2
4/27	South Carolina	W	11-0
4/28	South Carolina	W	9-7
5/1	Southeast Missouri	W	21-6
5/3	at Tennessee	L	5-11
5/4	at Tennessee	W	6-2
5/5	at Tennessee	W	10-8
5/10	at Vanderbilt	L	2-5
5/11	at Vanderbilt	W	5-2
5/12	at Vanderbilt	L	2-7
5/16	Florida	L	4-5
5/17	Florida	L	0-2
5/18	Florida	L	3-4
5/21	Ole Miss - a	L	1-2

a - SEC Tournament (Hoover, Ala.)



All-Time Postseason Appearances: 22

All-Time College World Series Appearances: 6

All-Time Postseason Record: 43-46 (.483)

All-Time College World Series Record: 18-11 (.621)

National Championships: 1

National Runners-Up: 3

1952

NATIONAL RUNNERS-UP

College World Series (Omaha, Neb.)

Missouri 15, Northern Colorado 1
Missouri 1, Holy Cross 0
Missouri 3, Penn State 2
Holy Cross 7, Missouri 3
Holy Cross 8, Missouri 4

1954

NATIONAL CHAMPIONS

College World Series (Omaha, Neb.)

Missouri 6, Lafayette 3
Rollins 4, Missouri 1
Missouri 8, Massachusetts 1
Missouri 7, Oklahoma State 3
Missouri 4, Michigan State 3

NATIONAL CHAMPIONSHIP GAME:

Missouri 4, Rollins 1

1958

NATIONAL RUNNERS-UP

District 5 Playoffs

Missouri 11, Northern Iowa 7
Missouri 13, Northern Iowa 3

College World Series (Omaha, Neb.)

Missouri 3, Western Michigan 1
Missouri 11, Colorado State 2
Missouri 4, Holy Cross 1
Missouri 3, Western Michigan 1
Southern California 7, Missouri 0
Southern California 8, Missouri 7

1962

District 5 Playoffs

Missouri 3, Bradley 1
Missouri 9, Bradley 4

College World Series (Omaha, Neb.)

Ithaca 5, Missouri 1
Santa Clara 7, Missouri 4

1963

District 5 Playoffs

Missouri 16, Saint Louis 0
Saint Louis 2, Missouri 1
Missouri 7, Saint Louis 1

College World Series (Omaha, Neb.)

Missouri 3, Holy Cross 0
Missouri 3, Texas 2
Arizona 5, Missouri 4
Southern California 12, Missouri 3

1964

NATIONAL RUNNERS-UP

District 5 Playoffs

Missouri 1, Saint Louis 1
Missouri 2, Saint Louis 1

College World Series (Omaha, Neb.)

Missouri 7, Arizona State 0
Southern California 3, Missouri 2
Missouri 3, Seton Hall 1
Missouri 4, Minnesota 1
Missouri 2, Maine 1
Minnesota 5, Missouri 1

1965

District 5 Playoffs

Saint Louis 5, Missouri 4
Saint Louis 5, Missouri 4

1976

NCAA Midwest Regional (Edinburg, Texas)

Missouri 5, Texas A&M 3
Arizona 10, Missouri 1
Texas A&M 12, Missouri 1

1978

NCAA Mideast Regional (Ann Arbor, Mich.)

Eastern Michigan 4, Missouri 2
Texas A&M 5, Missouri 1



1980

NCAA Midwest Regional

Missouri 5, Wichita State 4
Arkansas 10, Missouri 6
UNLV 10, Missouri 2
California 2, Missouri 1

1981

NCAA South Regional

Middle Tennessee State 4, Missouri 2
Florida 7, Missouri 3

1988

NCAA South Regional

Cal State-Fullerton 6, Missouri 3
Missouri 10, Middle Tennessee State 6
Texas A&M 6, Missouri 2

1991

NCAA East Regional

Missouri 5, Jacksonville 4
North Carolina State 3, Missouri 1
Missouri 8, Furman 4
North Carolina 8, Missouri 5

1996

NCAA Midwest Regional

Rice 17, Missouri 4
Wichita State 9, Missouri 2

2003

NCAA Regional

North Carolina 4, Missouri 3
Missouri 13, Middle Tennessee State 7
Mississippi State 10, Missouri 5

2004

NCAA Regional

Wichita State 3, Missouri 0
Missouri 11, LeMoyne 3
Arkansas 10, Missouri 7

2005

NCAA Regional

Arizona 5, Missouri 3
Missouri 14, Harvard 6
Cal State-Fullerton 8, Missouri 6

2006

NCAA Regional

Pepperdine 3, Missouri 2
Missouri 5, UC-Irvine 4
Missouri 2, UCLA 1
Missouri 4, Pepperdine 1
Missouri 8, Pepperdine 3

NCAA Super Regional

Cal State-Fullerton 7, Missouri 1
Cal State-Fullerton 9, Missouri 1

2007

NCAA Regional

Missouri 10, Kent State 2
Missouri 7, Louisville 5
Louisville 4, Missouri 3
Louisville 16, Missouri 6

2008

NCAA Regional

Missouri 7, Mississippi 0
Miami 6, Missouri 5
Mississippi 9, Missouri 6

2009

NCAA Regional

Western Kentucky 11, Missouri 5
Missouri 9, Monmouth 0
Western Kentucky 11, Missouri 6

2012

NCAA Regional

Arizona 15, Missouri 3
Missouri 6, New Mexico State 2
Louisville 11, Missouri 3

**ALL-AMERICA****FIRST TEAM**

1952	Junior Wren, OF
	Don Boenker, P
1954	Jerry Schoonmaker, OF
1957	Jack Davis, OF
1958	Ray Uriarte, 3B
1959	Ralph Hochgrebe, 2B
1960	Ron Cox, SS
1964	Dave Harvey, 3B
	Keith Weber, P
1978	Greg Cypret, SS
1985	Dave Otto, DH
1987	Dave Silvestri, SS
1988	Dave Silvestri, SS
2008	Aaron Crow, P

SECOND TEAM

1958	Bo Toft, OF
1961	Gene Orf, OF
1963	Dave Harvey, 3B
1965	Dan Rudanovich, OF
1967	Ray Thorpe, OF
1980	Lindy Duncan, SS
1998	Ryan Fry, P
2005	Max Scherzer, P
2009	Kyle Gibson, P
2019	TJ Sikkema, P

THIRD TEAM

1952	Kent Kurtz, 2B
1958	Sonny Siebert, 1B
1960	Gene Orf, OF
1963	John Sevcik, C
1965	Bob Robben, SS
1975	Greg Cypret, SS
1981	Phil Bradley, OF
1996	Aaron Jaworowski, 1B
2000	Ryan Stegall, SS
2004	Garrett Broshuis, P

HONORABLE MENTION

1931	Norm Wagner, P
	Sam Carter, SS
1974	Mark Thiel, C
1976	Greg Cypret, SS
	Mark Thiel, C
1981	Tom Heckman, P
1991	John Dettmer, P
1994	David Sanderson, OF

FRESHMAN ALL-AMERICA

1996	Aaron Akin, P
	Justin Stine, P
	Jason Williams, INF
	Logan Dale, P
1999	Ryan Stegall, SS
2000	Jayce Tingler, OF
2001	Lee Laskowski, OF
2002	Travis Wendte, P
2005	Jacob Priday, OF
2007	Trevor Coleman, C
2015	Tanner Houck, RHP
2017	T.J. Sikkema, LHP
	Kameron Misner, OF

ALL-DISTRICT V

1954	Jerry Schoonmaker, CF
	Bob Musgrave, RF
	Emil Kammer, P
1955	George Gleason, C
1956	Jay Hankins, LF
1957	Jay Hankins, LF
	Jack Davis, CF
1958	Ray Uriarte, 3B
	Sonny Siebert, 1B
	Bo Toft, RF
1959	Ralph Hochgrebe, 2B
	Bob Haas, LF
1960	Ron Cox, SS
	Gene Orf, OF
1962	Dan Reilly, OF
1963	Gene McArtor, 1B
	John Sevcik, C
	Bob Price, 2B
	Dave Harvey, 3B
	Jack Stroud, P
1964	Dave Harvey, 3B
	Keith Weber, P
1965	Dan Rudanovich, OF
	Bob Robben, SS
1967	Ray Thorpe, OF
1969	Steve Patchin, C
1974	Mark Thiel, C
1975	Greg Cypret, SS
1976	Greg Cypret, SS
	Mark Thiel, C
1977	John Kruse, 2B
1978	Greg Cypret, SS
1980	Lindy Duncan, SS
1981	Phil Bradley, OF
	Kevin Knop, 2B
1982	Shane Fairbanks, OF
	Kurt Moody, P
1983	John Marquardt, SS
1985	Dave Otto, DH
1986	Marcus Adler, 2B
1987	Dave Silvestri, SS
1988	Dave Silvestri, SS
1989	Tim Hawkins, OF
1990	Darnel Hawkins, DH
1991	John Dettmer, P

BIG 8 ALL-CONFERENCE

1958	Ray Uriarte, 3B
	Sonny Siebert, 1B
	Bo Toft, RF
	Ernie Nevers, P
1959	Ralph Hochgrebe, 2B
	John Scowcroft, OF
1960	Ron Cox, SS
	Gene Orf, OF
1961	George Hulett, 3B
	Gene Orf, OF
1962	George Hulett, 3B
	Dan Reilly, OF
	Larry Bohannon, P
	Bobby Jenkins, P
1963	Gene McArtor, 1B
	Bob Price, 2B
	Dave Harvey, 3B
	John Sevcik, C
	Jack Stroud, P
1964	Dave Harvey, 3B
	Jim Estes, OF
	John Sevcik, C
	Keith Weber, P
1965	Mike Strode, 2B
	Bob Robben, SS
	Dan Rudanovich, OF
1967	Gene Stephenson, 1B
	Ray Thorpe, OF
1968	Bill Griffin, 1B
	Rich Henninger, P
1969	Steve Patchin, OF
	Del Blunk, OF
1970	Neil Sloman, OF
	Steve Patchin, OF
1971	Jack Bastable, 3B
	Bill Todd, P
1972	Jack Bastable, 3B
1974	Mark Thiel, C
	Tom Ellis, OF
1975	Tom Ellis, OF
1976	Greg Cypret, SS
	Mark Thiel, C
1977	John Kruse, 2B
	Greg Cypret, SS
	Rob Pietroburgo, P
1978	Curt Brown, 1B
	Greg Cypret, SS
	Rob Pietroburgo, P
1979	Tom Heckman, P
	Tim Laudner, C
	Jim English, 1B
1980	Lindy Duncan, SS
	Tom Heckman, P
1981	Phil Bradley, OF
	Tom Heckman, P
	Kevin Knop, 2B
1982	John Marquardt, SS
	Shane Fairbanks, SS
	Kurt Moody, P
	Roger Johnson, DH
1983	John Marquardt, SS
1985	Dave Otto, DH
1986	Marcus Adler, 2B
1987	Tony Russo, P
	Dave Silvestri, SS
1988	Dave Silvestri, SS
	Tim Clark, 2B
1989	Tim Hawkins, OF
	Jon Pittenger, 3B
1990	Darnel Hawkins, OF
	John Dettmer, P
1991	John Dettmer, P
	Joe Winkler, OF
1992	John Dettmer, P
	Rodney Weary, 1B

**BIG 8 ALL-CONFERENCE**

1993	Chopper Littrell, OF
	Jason Meyhoff, P
1994	Grant Ingram, DH
1996	Aaron Jaworowski, 1B

BIG 12 ALL-CONFERENCE**FIRST TEAM**

1998	Ryan Fry, OF
	Chris George, P
	Griffin Moore, INF
1999	Jody Harris, P
2000	Ryan Stegall, SS
2003	Jayce Tingle, OF
2004	Garrett Broshuis, P
	Lee Laskowski, OF
2005	Max Scherzer, P
	James Boone, OF
2006	Jacob Priday, OF
	Nathan Culp, OF
2007	Aaron Crow, P
	Jacob Priday, DH
2008	Aaron Crow, P
	Jacob Priday, DH
	Aaron Senne, OF
2009	Kyle Gibson, P
	Greg Folgias, OF
2010	Aaron Senne, 1B
	Brett Nicholas, UTL

SECOND TEAM

1998	Justin Stine, P
1999	Aaron Wilson, 3B
	Justin Stine, P
2002	Jayce Tingle, OF
	Cody Ehlers, DH
2003	Ian Kinsler, SS
	Brad Flanders, C
	Justin James, P
2004	Ryan Rallo, OF
2005	Hunter Mense, OF
	Nathan Culp, P
	Taylor Parker, P
2007	Evan Frey, OF
2008	Trevor Coleman, C
2011	Jonah Schmidt, DH
2012	Dusty Ross, RP

**BIG 12 CONFERENCE
AWARD WINNERS****COACH OF THE YEAR**

2007	Tim Jamieson
------	--------------

PITCHER OF THE YEAR

2005	Max Scherzer
2008	Aaron Crow

PLAYER OF THE YEAR

2010	Aaron Senne
------	-------------

FRESHMAN OF THE YEAR

2007	Trevor Coleman
------	----------------

SEC ALL-CONFERENCE**FIRST TEAM**

2013	Keaton Steele, UTL
------	--------------------

SECOND TEAM

2015	Breckin Williams, RP
2019	TJ Sikkema, SP

ALL FRESHMAN TEAM

2013	Josh Lester, 1B
2015	Trey Harris, OF
	Tanner Houck, SP
2017	T.J. Sikkema, RP

ACADEMIC ALL-AMERICA**FIRST TEAM**

1972	Ron Dieckman, OF
1985	Dave Otto, DH
	Nick Rallo, 3B
1993	John Hay, C
2004	Garrett Broshuis, P

SECOND TEAM

1979	Tom Heckman, P
1986	Nick Rallo, 3B
1991	Phil Neff, 3B
1994	Grant Ingram, OF
1998	Griffin Moore, UTIL

THIRD TEAM

1972	Terry Cole, C
1980	Tom Heckman, P
1992	John Hay, OF
1998	Ryan Fry, OF

**ALL-TOURNAMENT
SELECTIONS****BIG EIGHT TOURNAMENT**

1976	Curt Brown, 1B*
	Greg Cypret, SS
	Al Hightower, OF
	Jim Leavitt, OF
	Rob Pietroburo, P+
1977	Al Hightower, OF
	Tim Laudner, C
	Tom Bloemke, P
1978	Al Hightower, OF
	Tim Laudner, C
1980	Scott Collins, 3B
	Lindy Duncan, SS
	Mark Maurer, OF
	Phil Bradley, OF*
	Kurt Moody, P
1981	Bill Hance, C
	Phil Bradley, OF
	Shane Fairbanks, OF
1983	Bill Hance, C
	Shane Fairbanks, OF
	John Marquardt, SS
1984	Nick Rallo, 2B
1986	Mike Rogers, 1B
1987	Tim Clark, 2B
	Doug Bock, C
1988	Tim Clark, 2B
	Dave Silvestri, SS
1989	Scott Black, P
	Tim Hawkins, OF
	Todd Moseley, P
	Tim Pinkowski, C
	Bard Womack, OF
1991	Joe Winkler, OF
1994	Brent Chamberlain, C
1996	Aaron Jaworowski, 1B*
	Bryan Seymour, OF

BIG 12 TOURNAMENT

2000	Landon Brandes, 3B
2004	Cody Ehlers, 1B*
	Garrett Broshuis, P
	Lee Laskowski, OF
	James Boone, OF
	Mark Alexander, P
2005	Zane Taylor, INF
	James Boone, OF
	Jacob Priday, C
2006	Max Scherzer, P
2007	Brock Bond, 2B
2008	Jacob Priday, DH
2009	Ryan Lollis, OF
2010	Ryan Gebhart, OF
2011	Conner Mach, OF
	Jonah Schmidt, DH
	Kelly Fick, P
2012	Blake Brown, OF
	Dane Opel, OF
	Jeff Emens, P
	Eric Garcia, SS*

SEC TOURNAMENT

2015	Trey Harris, OF
------	-----------------

* — MVP

+ — Pitching MVP



Player	MLB Organization	Year	Player	MLB Organization	Year
Hubert Pruett *	St. Louis Browns	1923	Bill Todd	Boston Red Sox	1971
Carl Miles *	Philadelphia Athletics	1940	Jack Bastable	Oakland Athletics	1972
Don McMillen	New York Giants	1949	Steve Pasternak	St. Louis Cardinals	1973
Bob "Turkey" Smith *	Boston Red Sox	1950	Ben Tensing	Detroit Tigers	1973
Junior Wren	Chicago White Sox	1952	Mark Thiel	New York Yankees	1976
Don Boenker	Cleveland Indians	1953	Greg Cypret	Houston Astros	1978
Jerry Schoonmaker *	Washington Nationals	1955	Rob Pietroburgo	Seattle Mariners	1978
John Grace	Milwaukee Braves	1956	Jeff Cornell *	Kansas City Royals	1978
Bob Musgrave	Baltimore Orioles	1956	Tom Bloemke	Independent	1978
Jack Davis *	New York Yankees	1957	Tim Laudner *	Minnesota Twins	1979
Charley Duren	Milwaukee Braves	1957	Jim English	Chicago White Sox	1979
Jay Hankins *	Kansas City Athletics	1957	Rob Schmidt	Philadelphia Phillies	1979
Kent Kurtz	New York Yankees	1957	Lindy Duncan	Texas Rangers	1980
Ralph Schultz	Chicago White Sox	1957	Ron Mathis *	Detroit Tigers	1980
Norm Stewart	Baltimore Orioles	1957	Mike Pfausch	Minnesota Twins	1980
Charlie James *	St. Louis Cardinals	1958	Scott Collins	Cleveland Indians	1981
Hank Kuhlman	St. Louis Cardinals	1958	Phil Bradley *	Seattle Mariners	1981
Carl Nauert	Chicago Cubs	1958	Tom Heckman	Oakland Athletics	1981
Ernie Nevers	Kansas City Athletics	1958	Kurt Moody	Atlanta Braves	1982
Mike Shannon *	St. Louis Cardinals	1958	Jim Maddock	Atlanta Braves	1982
Sonny Siebert *	Cleveland Indians	1958	Jim Lumpe	Montreal Expos	1982
Bo Toft	Boston Red Sox	1958	Dave Gross	Minnesota Twins	1982
Bob Cooper	Baltimore Orioles	1959	John Marquardt	Oakland Athletics	1983
Elmer "Bud" Harbin	Detroit Tigers	1959	Bill Hance	Texas Rangers	1983
John O'Donoghue*	Kansas City Athletics	1959	Shane Fairbanks	Houston Astros	1983
Gary Starr	Chicago Cubs	1960	Scott Little *	New York Mets	1984
Ron Cox	St. Louis Cardinals	1961	Roger Johnson	Philadelphia Phillies	1984
Bob Meyers	San Francisco Giants	1961	Paul James	Texas Rangers	1985
Gene Orf	Pittsburgh Pirates	1961	Dave Otto *	Oakland Athletics	1985
George Hulett	Kansas City Athletics	1962	Nick Rallo	Baltimore Orioles	1986
Larry Bohannon	Minnesota Twins	1963	Bob Faron	St. Louis Cardinals	1986
Rich Peterson	New York Mets	1963	Marcus Adler	Detroit Tigers	1987
Dave Harvey	Minnesota Twins	1964	Doug Bock	Kansas City Royals	1987
Dennis Musgraves *	New York Mets	1964	Larry Pierson	St. Louis Cardinals	1987
Jim Nelson	Minnesota Twins	1964	Mike Rogers	Texas Rangers	1987
Bob Price	Minnesota Twins	1964	Tony Russo	St. Louis Cardinals	1987
Jim Sevcik	Minnesota Twins	1964	Tim Clark	Cincinnati Reds	1988
John Sevcik *	Minnesota Twins	1964	Dave Silvestri *	Houston Astros	1988
Keith Weber	New York Mets	1964	Dave Slavin	San Francisco Giants	1988
Jack Stroud	New York Mets	1965	Scott Brown	Pittsburgh Pirates	1989
Dan Rudanovich	Boston Red Sox	1966	Mike Parker	Atlanta Braves	1989
Orville Hollrah	Chicago White Sox	1966	Jon Pittenger	Minnesota Twins	1989
Mike McFarland	Boston Red Sox	1967	Mike Potthoff	Los Angeles Dodgers	1989
Gary Lear	Cleveland Indians	1967	Kevin Uhrhan	Boston Red Sox	1989
Rex Hein	Kansas City Royals	1968	Scott Black	Houston Astros	1990
Rich Henninger *	Washington Senators	1968	Steve Powers	Houston Astros	1990
Bob McDaniel	New York Yankees	1968	Darnel Hawkins	Houston Astros	1991
Bob Sheetz	Pittsburgh Pirates	1970	John Dettmer*	Texas Rangers	1992
Steve Patchin	Los Angeles Dodgers	1971	Chris Wyrick	Detroit Tigers	1993
Terry Periman	Philadelphia Phillies	1971	Jason Meyhoff	Minnesota Twins	1994



Player	MLB Organization	Year
David Sanderson	New York Mets	1994
Scott Swift	San Francisco Giants	1994
Tom Buchman	Minnesota Twins	1996
Aaron Akin	Florida Marlins	1997
Aaron Jaworowski	Minnesota Twins	1997
Jeff Terrell	Philadelphia Phillies	1997
Ryan Fry	Kansas City Royals	1998
Jeremy Callier	Anaheim Angels	1998
Griffin Moore	Kansas City Royals	1998
Torre Tyson	Boston Red Sox	1998
Nick Schwieder	Anaheim Angels	1998
Chris George	Houston Astros	1999
Ryan Jamison	Houston Astros	1999
Justin Stine	Toronto Blue Jays	1999
Landon Brandes	St. Louis Cardinals	2000
Ralph McCasland	Montreal Expos	2000
J.R. Warner	Anaheim Angels	2000
Nick Wilfong	San Francisco Giants	2000
Ryan Stegall	Houston Astros	2001
Jon Williams	San Francisco Giants	2001
Pete Sansone	River City Rascals	2001
Jody Roughton	Detroit Tigers	2002
Drew Endicott	Kansas City Royals	2002
Jayce Tingler	Toronto Blue Jays	2003
Justin James *	Toronto Blue Jays	2003
Ian Kinsler *	Texas Rangers	2003
Andy Shipman	Boston Red Sox	2003
Derek Roper	St. Louis Cardinals	2003
Danny Hill	Toronto Blue Jays	2004
Garrett Brohsuis	San Francisco Giants	2004
Cody Ehlers	New York Yankees	2004
Mark Alexander	Los Angeles Dodgers	2004
Lee Laskowski	Mid-Missouri Mavericks	2004
Brad Flanders	Evansville Otters	2004
James Boone	Pittsburgh Pirates	2005
Andrew Johnston	Colorado Rockies	2005
Doug Mathis *	Texas Rangers	2005
Max Scherzer *	Arizona Diamondbacks	2006
Nathan Culp	San Diego Padres	2006
Brett Reynolds	Arizona Diamondbacks	2006
Hunter Mense	Florida Marlins	2006
Taylor Parker	Chicago Cubs	2006
Travis Wendte	Milwaukee Brewers	2006
Evan Frey	Arizona Diamondbacks	2007
Brock Bond	San Francisco Giants	2007
Aaron Crow	Washington Nationals	2008
Rick Zagone	Baltimore Orioles	2008
Jacob Friday	Houston Astros	2008
Ryan Lollis	Detroit Tigers	2008
Kurt Calvert	Chicago Cubs	2008

Player	MLB Organization	Year
Lee Fisher	Chicago White Sox	2008
Aaron Crow *	Kansas City Royals	2009
Kyle Gibson	Minnesota Twins	2009
Trevor Coleman	Seattle Mariners	2009
Kyle Mach	San Francisco Giants	2009
Ryan Lollis *	Detroit Tigers	2009
Greg Folgias	Cleveland Indians	2009
Brett Nicholas *	Texas Rangers	2010
Aaron Senne	Florida Marlins	2010
Nick Tepesch	Texas Rangers	2010
Michael Liberto	Kansas City Royals	2010
Tyler Clark	Detroit Tigers	2010
Matt Stites *	San Diego Padres	2011
Phil McCormick	San Francisco Giants	2011
Zack Hardoin	Houston Astros	2011
Blake Brown	Atlanta Braves	2012
Eric Garcia	Atlanta Braves	2012
Ben Turner	San Francisco Giants	2012
Blake Holovach	Seattle Mariners	2012
Rob Zastryzny *	Chicago Cubs	2013
Jake Walsh	Washington Nationals	2013
Brett Graves *	Oakland Athletics	2014
Keaton Steele	Minnesota Twins	2014
Breckin Williams	Arizona Diamondbacks	2015
Peter Fairbanks	Texas Rangers	2015
Josh Lester	Detroit Tigers	2015
Alec Rash	Washington Nationals	2015
Ryan Howard	San Francisco Giants	2015
Ryan Howard	San Francisco Giants	2016
Jake Ring	Baltimore Orioles	2016
Reggie McClain	Seattle Mariners	2016
Austin Tribby	Minnesota Twins	2016
Tanner Houck	Boston Red Sox	2017
Bryce Montes De Oca	Washington Nationals	2017
Robbie Glendinning	Pittsburgh Pirates	2017
Brett Bond	Houston Astros	2017
Cole Bartlett	Arizona Diamondbacks	2017
Michael Plassmeyer	Seattle Mariners	2018
Bryce Montes De Oca	New York Mets	2018
Andy Toelken	Arizona Diamondbacks	2018
Giovanni Lopez	Miami Marlins	2018
Brian Sharp	New York Mets	2018
Trey Harris	Atlanta Braves	2018
Kameron Misner	Miami Marlins	2019
TJ Sikkema	New York Yankees	2019
Jacob Cantleberry	Los Angeles Dodgers	2019
Chris Cornelius	Philadelphia Phillies	2019
Cameron Dulle	St. Louis Cardinals	2019

*— Played at major league level

**Herb Bunker • 1923**
Class of 1990

A native of Nevada, Mo., Herb Bunker is one of only two four-sport letterwinners in Missouri athletic history. He lettered in football, basketball, baseball and track and field between 1920-23. In basketball, Bunker earned All-Missouri Valley Conference honors as a guard in 1921 and 1922, and was an All-American in 1921 and 1923. A tackle/center in football, he captained the Tigers in 1922. He was a catcher/outfielder in baseball, and threw the shot put on the track team. A Phi Beta Kappa student who earned a Ph.D. in sociology, Bunker headed Mizzou's department of physical education for many years before retiring in 1965. He spent nine years as football coach and athletics director at Culver-Stockton College in Canton, Mo., and also coached at Missouri, Auburn and Florida and at Paseo High School in Kansas City, Mo.

Phil Bradley • 1979-81
Class of 1990

See page 65 for bio

John "Hi" Simmons • 1937-73
Class of 1990

See page 65 for bio

Hubert Pruett • 1921
Class of 1990

A pitcher from Malden, Mo., Hubert Pruett lettered just one year at Missouri, in 1921, but made his mark on the Major League Baseball world with his ability to strike out the great Babe Ruth. Pruett compiled a 29-48 record, pitching for the St. Louis Browns, New York Giants, Boston Braves and Philadelphia Phillies. Pruett perfected a "screwball" and used it to strike out Ruth 10 of the first 13 times he faced him. In all, he faced Ruth 30 times. The "Babe" got only four hits in those at bats (including one home run off a curveball), struck out 15 times, walked eight times, sacrificed once, and grounded out twice. He retired from baseball in 1932 and Pruett was a doctor in St. Louis for 40 years.

Norm Stewart • 1954-56
Class of 1990

A native of Shelbyville, Mo., Norm Stewart lettered at Missouri in basketball and baseball for three years. He was inducted as an athlete since his induction came during his tenure as Missouri's head basketball coach. He threw a no-hitter and won one game in the 1954 College World Series as the Tigers won the national title. Stewart led the 1955 and 1956 Tigers in victories, innings pitched, strikeouts, appearances, games started and complete games. He also led the 1955 team in earned-run average. Stewart's accomplishments on the basketball floor both as a player and coach at Missouri are legendary. He scored 1,112 points in three seasons and recorded 634 wins at Mizzou as head coach. When he retired after the 1998-99 season, Stewart ranked seventh all-time in the NCAA with 731 career wins.

Don Faurot • 1922-24
Class of 1990

While this name is more recognizable for Faurot's accomplishments on the football field, Faurot was an infielder for the Tigers for three seasons. Faurot left his legacy on the University as football coach and director of athletics. Aside from leading the Tigers out of debt and into football's elite, his tenure as football coach and director of athletics — a job he relinquished in 1967 — left MU athletics with its greatest legacy, the imprint of his integrity. His prime contribution to football was his innovation of the Split-T formation at Mizzou in 1941.

Paul Christman • 1938-39, 41
Class of 1990

The legendary "Pitchin' Paul" Christman lettered three times each in football and baseball. A three-time all-conference quarterback, Christman finished third in the 1939 Heisman Trophy voting.

Chester Brewer • Coach
Class of 1991

In addition to serving as athletic director from 1911-17 and 1924-34, Chester Brewer served as the school's football, basketball, baseball and track and field coach. In seven seasons, he led the Tiger Nine to a mark of 61-32-3.

Norm Wagner • 1931-33
Class of 1991

Norm Wagner lettered at Missouri in basketball and baseball from 1931-33 and led the Tigers to conference titles in 1931 and 1932. He won 27 games in his career — a record that stood until 1980. He was a member of the St. Louis Cardinals organization after graduation. He also led the 1932-33 Tiger Basketball squad in scoring on his way to earning all-conference honors.

Bob Schoonmaker • 1952-54
Class of 1991

A three-sport athlete, Bob Schoonmaker earned eight letters during his time at Missouri. An infielder from Lebanon, Mo., Schoonmaker was an all-conference performer in 1954 as the Tigers won the College World Series. He hit .307 that season with a team-high two triples and committed only one error in 171 chances. He also was on the 1952 national runner-up team, hitting a home run in the championship game. In football, he was a two-time captain and earned three letters on the gridiron. Schoonmaker also lettered on the basketball team for two years.

Don Boenker • 1951-53
Class of 1993

Missouri's first All-American pitcher in 1952, Don Boenke led the Tigers to the Big Seven Conference championship, the NCAA District V championship, and a second-place finish at the College World Series. A Tiger co-captain for Coach John "Hi" Simmons in 1953, he later signed with the Cleveland Indians and during his professional career, was coached by Whitey Kurowski, George Steinbrenner and Hub Kittle among others. He twice led MU in victories in addition to tossing a pair of one-hitters against Washington University in 1951 and Kansas State in 1952. He also authored a two-hitter against Iowa State in 1952. A native of St. Louis, Boenker was inducted into the Mizzou QEBH Honorary Society as an undergraduate and holds three degrees from the University of Missouri.

1954 National Champions
Class of 1994

The 1954 squad captured MU's first national title at the College World Series. The Tigers posted a 22-4 record, won the Big Seven Conference title and came back through the losers bracket to capture the national championship. MU had a 12-game win streak during the season.

Lowe 'Junior' Wren • 1951-52
Class of 1994

One of several standout two-sport athletes, 'Junior' Wren was an All-American outfielder in 1952. He hit a team-high .408 to go with seven stolen bases in 1951 before hitting .359 in the 1952 regular season. Wren also pitched one game in the 1952 College World Series, striking out 11 batters while throwing a two-hitter against Penn State. A member of Missouri's 1952 national runner-up team, Wren also was an all-conference football player in 1951 after leading the team in rushing, total offense and punting.

Thornton Jenkins • 1946
Class of 1995

Thornton Jenkins, who also played basketball at Mizzou, lettered one year on the Missouri diamond. The leading scorer for the 1942-43 Tiger hoopsters, Jenkins lettered four times in basketball.

Dave Silvestri • 1986-88
Class of 1997

In a span of four months in 1988, Dave Silvestri was named an All-American shortstop, chosen in the second round by the Houston Astros in the Major League Baseball First-Year Draft and was a member of the 1988 Summer Olympics gold medal winning United States baseball team. Silvestri hit .406 in 1988 to go with 21 home runs and a school-record 89 runs scored. His marks that season for total bases, slugging percentage and extra-base hits are Missouri records. Called by many to be the greatest Missouri baseball player of the modern era, Silvestri could hit for average and power as well as field his position and run the bases. He was a two-time all-conference, all-district and All-America player. He played in the majors with the 1994 New York Yankees. He is still involved with baseball as he was featured in a Sports Illustrated article in 2001 managing the Great Falls Dodgers.

Keith Weber • 1963-64
Class of 1998

Keith Weber might well be the greatest pitcher in Missouri's long and glorious baseball history. In 1964, he set the MU record for earned run average (0.56), won 11 games and struck out 90 batters as the Tigers went 26-5-1 and advanced to the College World Series. Those 11 wins are still tied for the school single-season record, and the strikeout total stood as the record for 26 years. His ERA contributed to a team figure of 0.65 that still stands as the NCAA record, and in this era of the aluminum bat, will probably never be broken. Weber, from Jefferson City, was All-Big Eight, All-District V and All-America in 1964, and signed with the New York Mets. He also was a quarterback in football, but injuries ended his career before he competed on the varsity level.

**Greg Cypret • 1975-78**
Class of 1998

One of the most prolific players of the Gene McArtor era in baseball at Ol' Mizzou, Greg Cypret earned All-America honors three times at shortstop. He was a third-team selection in 1975, received honorable mention in 1976 and was a first-team selection in 1978. He was the All-Big Eight shortstop in 1976-78. Cypret hit .356 for his career and held the school career marks for hits (253) and runs batted in (181). He signed with the Houston Astros in 1978. After his professional career, Cypret joined former MU assistant coach Bob Todd on the Kent State coaching staff. He is now on the staff at Ohio State.

Clair 'Butch' Houston • 1931-35
Class of 1999

Butch Houston earned nine letters at Ol' Mizzou — three each in football, baseball and track. He also played two years of basketball but did not letter. A native of Maywood, Ill., he was the captain of Coach Don Faurot's first team at MU in 1935, and earned honorable mention honors as a fullback. He was also the Tigers' starting fullback in 1932 and '33.

Gene McArtor • 1961-93
Class of 1999

See page 65 for bio

Ray Uriarte • 1953, 1957-58
Class of 2000

A first-team all-American third baseman in 1958 who came to Mizzou from nearby Mexico, Mo., Ray Uriarte walked on at MU in 1952, but was cut by legendary Coach John "Hi" Simmons. He later returned to ask "Why?" and Simmons told him he could try again when the team began outdoor workouts. He did, made the team, and went on to play four games as a freshman. He lettered in 1953, but his career was interrupted by military service, and made 18 jumps as a paratrooper in two years. He returned to Mizzou and was elected team captain in 1957. Uriarte led the Tigers to the 1958 Big Seven championship, the District V title and to second place in the College World Series. He led the team with 17 stolen bases, 39 runs scored, 36 walks and an on-base percentage of .662, which still stands as the MU single-season record. In addition to his all-American recognition in 1958, Uriarte also received all-Big Eight and all-District V honors that season. Called by Coach Simmons "the best leadoff man I ever had at the University," Uriarte later served as an assistant coach for Simmons in 1959 and 1960.

Dave Otto • 1983-85
Class of 2000

A native of Elk Grove, Ill., Dave Otto was a standout pitcher and designated hitter from 1983-85. An All-American DH in 1985, Otto earned all-Big Eight and All-District V honors as he hit 16 home runs. He stood fifth on the MU career batting average chart (.366). An imposing figure on the mound, Otto stood third with 195 strikeouts. He shares the school record for games started in a season (14). A freshman All-American at Mizzou in 1983, Otto earned Verizon/CoSIDA Academic All-America honors in 1984 and 1985. He signed with the Oakland Athletics in 1985, and spent time in the major leagues with the A's in 1988-90. Otto was traded to the Cleveland Indians in 1990 and was in their starting rotation in 1991 and 1992. He pitched with the Pittsburgh Pirates in 1993.

Sonny Siebert • 1956-58
Class of 2004

An impact player in two sports for Mizzou, the St. Louis, Mo. native Sonny Siebert, lettered in basketball three years (1956-58) and one year in baseball (1958). He earned third-team All-American honors in baseball, as a first baseman in 1958 and was also an All-District V and All-Big Eight selection that season, as he helped lead MU to the championship game of the College World Series, where MU lost in 12 innings to Southern Cal, 8-7. Siebert was named to the all-time College World Series team for the decade of the 1950s. He tied for the team lead in home runs, with eight in 1958 and later signed with the Cleveland Indians in 1958, and played at the major league level with several teams as a pitcher.

Ray Thorpe • 1965-67
Class of 2004

Ray Thorpe was a two-sport standout who was recruited to play football at Mizzou, but also later excelled in baseball, while also running indoor track for one season. The St. Louis, Mo. native was also the first African-American to play baseball for Mizzou and earned All-American honors in 1967 in baseball, after leading the Tigers in hits, triples, home runs, stolen bases and walks. He was named to the Missouri College Baseball Hall of Fame in 1967 and played on the USA's Pan-American baseball squad in 1966. Harvey was a game-breaker on the gridiron for Coach Dan Devine, playing a big role on the 1965 MU squad that eventually won the 1966 Sugar Bowl. He proved instrumental to the team during the year, as he provided numerous big plays, scoring touchdowns that won a game against Oklahoma State and forced a tie against UCLA. His TD against Oklahoma State was a 42-yard run on a lateral from Gary Kombrink, and accounted for the only score in a 7-0 MU win. Harvey's touchdown against UCLA was a scintillating 79-yard kick return that got MU back into the game after the Bruins had taken a 14-0 lead - the game ended in a 14-14 tie. After graduating from Mizzou in 1967, Thorpe coached high school football in the St. Louis area, and during his teaching and coaching tenure, he was influential in the decision of many students and athletes to attend Mizzou.

Ron Cox • 1960-61
Class of 2005

Ron Cox was the first superstar shortstop in Mizzou Baseball history, who earned first-team All-American honors as a sophomore in 1960 after hitting .407 that season (the highest ever at the time by an All-American shortstop) and driving in a then-school record 36 runs. He became the first-ever sophomore in school history to earn first-team All-American honors and was featured on the cover of the 1961 Official NCAA Baseball Guide. Cox earned First-Team All-Big Eight honors in 1960, as well as First-Team All-District V honors that same year. An outstanding all-around athlete who also lettered on MU's basketball team in 1960, Cox was a part-time starter who was regarded as one of the better defensive players in the conference. He was instrumental in holding Nebraska star Hershel Turner below his scoring average in one game which helped lead to a Tiger victory. He was also offered a scholarship to play quarterback at Mizzou by coaches Frank Broyles and Dan Devine, but declined the offer to focus on baseball. Cox went on to sign with the St. Louis Cardinals in 1962 and played for nine years in the Cardinals and Pittsburgh Pirates organizations.

Dave Harvey • 1962-64
Class of 2008

Dave Harvey was a highly-decorated and accomplished third basemen during one of the most successful stretches ever put together by Mizzou baseball. He was a first-team All-American as a third baseman in 1964, after being named a second-team All-American at third in 1963. Harvey was a driving force behind Tiger teams which advanced to three consecutive College World Series and won three straight Big Eight Conference championships in 1962, 1963 and 1964. He hit .312 as a senior in 1964 and tied for the team lead in home runs (3), while he led the team in hitting in 1963, at a .359 clip. Mizzou went 26-5-1 in 1964, winning the Big Eight and finishing as national runners-up at the College World Series, a year after going 25-8 in 1963 when they finished fourth at the CWS. The Tigers had a 22-7 record in 1962 and advanced to the CWS. Harvey was an All-Big Eight performer in both 1963 and 1964 while earning All-District honors in both 1962 and 1964.

Ryan Fry • 1995-98
Class of 2009

Among the top offensive players in school history who holds numerous school career and season records. He was named a 2nd-team All-American after his senior season of 1998. A prolific offensive weapon who in near the top of MU career records list for hits (265), doubles (56), RBI (222), runs (223), extra base hits (106) and total bases (463), home runs (42) and slugging percentage (.589). His career batting average of .337 falls just shy of the MU career top-10 list. Hit .377 as a senior in 1998, with an MU-record 27 home runs, and drove in a career-high 78 runs. He holds MU single-season records in hits (92 in 1996) and home runs (27 in 1998) and hit .387 as a sophomore, when he set the MU single-season record with 92 hits in 1996. Fry was named 1st-team All-Big Eight for his efforts, and was one of three outfielders. A standout in the classroom who twice earned GTE/CoSIDA Academic All-American honors (1997 & 1998). and was also a three-time Academic All-Big 12 selection, as well (1996, 1997 & 1998). Fry is younger brother to former MU All-American wrestler, Shaon Fry, who was a 1999 inductee into the MU Intercollegiate Athletics Hall of Fame.

**1964 Team
Class of 2009**

One of the most dominant teams in Mizzou athletics in any sport, finished the year as national runners-up, falling in the national title game to Minnesota. The 1964 team finished the year with a 27-5-1 overall record, including a perfect 19-0 record to claim Mizzou's 4th-straight Big Eight Title. The team led the nation in pitching, with a team earned run average of a miniscule 0.65 runs per game. This mark set the NCAA record at the time, and it still stands today as a record that might never be broken. The Tiger pitching staff was so dominant, it allowed one or zero runs in 21-of-33 games, including nine shutouts. In two games against Minnesota in the College World Series, Minnesota scored a total of two earned runs (MU won the first meeting, 4-1, but lost the championship game, 5-1). In the College World Series, beat Arizona State (7-0), lost a one-run game to USC (3-2), then beat Seton Hall (3-1), Minnesota (4-1) and Maine (2-1) before falling to Minnesota in the title game (5-1). Two members of the team – Dave Harvey and Keith Weber, were 1st-team All-Americans – both are individual inductees into the MU Hall of Fame. Nine members of the team were All-Big Eight selections, including four on the first team. Eleven members of the team went on to sign professional baseball contracts.

**Tom Heckman
Class of 2011**

A dominant starter for some very good Mizzou baseball teams. He was an honorable-mention All-American pitcher (1981) for the Tigers who set numerous records during his time on the mound. Heckman won 10 games in three consecutive seasons (1979-80-81) and helped lead Mizzou to a Big Eight Conference championship in 1980. He completed his playing days holding Mizzou and Big Eight Conference records for career victories (36), and his 11 complete games in 1981 is also an MU single-season record. He led Mizzou in ERA in 1978 (1.94) and 1979 (2.33) and was an All-Big Eight selection his last two seasons (1980-81), and his 323.2 career innings pitched stood as the school record when he completed play. Heckman was also an outstanding student who was twice selected as an Academic All-American.

**Max Scherzer
Class of 2011**

A St. Louis native who became one of the nation's most dominant pitchers in a stellar three-year career, helping elevate the Tiger program to elite status before moving onto the professional ranks where he is now among the best pitchers in Major League Baseball. He broke out as a sophomore in 2005 when he led the Big 12 Conference in ERA (1.86) and strikeouts (131) while breaking a 14-year old school record with his strikeouts and Won nine games that season, and was part of a combined no-hitter against Texas Tech on April 1, 2005. Scherzer was named the Big 12 Pitcher of the Year in 2005, and also claimed 2nd-Team All-American honors while being named 1st-Team All-Big 12 as well. He was a semifinalist in 2005 for the Clemens Award, which honors the top pitcher in the nation. The 2005 Tiger team won 40 games for the first time since 1991, and finished 4th in the Big 12 Conference, the team's highest league finish since 1996. He was selected 11th overall by the Arizona Diamondbacks in the 2006 MLB June Amateur Draft. Spanning over 11 years with the Diamondbacks, Detroit Tigers and Washington Nationals, he has already accumulated a Hall of Fame caliber career. He has captured three Cy Young awards (2013, '16-17) and finished among the award's top 5 in voting for an incredible six consecutive seasons (2013-18).

**Ian Kinsler
Class of 2012**

Although he played only one season at Mizzou, Tiger Head Coach Tim Jamieson credits him with being a key figure in helping turn the program around, as he was instrumental in leading Mizzou back to the NCAA Tournament in 2003, after a six-year drought. That 2003 NCAA appearance started a string of seven-consecutive NCAA Tournament appearances for the Tiger program. After transferring to Mizzou from Arizona State and junior college, Kinsler batted .335 for Mizzou in 2003, and was third on the team with six home runs and 45 RBI. He also went 16-of-17 in stolen bases during the season, and was named 2nd-Team All-Big 12 for his efforts. Entering his 14th season in Major League Baseball, Kinsler has accumulated four All-Star awards (2008, '10, '12, '14), two Gold Gloves (2016, '18) and recently captured his first World Series title with the Boston Red Sox in 2018.

**Aaron Crow
Class of 2013**

Established himself as one of the most feared pitchers in the nation during the late 2000s in a time of great success for Tiger baseball under Head Coach Tim Jamieson. During his junior season of 2008, Crow was arguably the most dominant pitcher in the game, as he won the Roger Clemens Award, given annually to the top pitcher in college baseball, in addition to being named a consensus 1st-Team All-American. His stats in 2008 were stellar - a perfect 13-0 record, an earned run average of 2.35, four complete-game shutouts and 127 strikeouts (10.65 per nine innings). Had a 43-inning scoreless streak during the 2008 season. After sitting out a year, later was again drafted in the first round (#12 overall) in 2009 by the Kansas City Royals. Made the Royals' opening day roster in 2011, and has been with the club ever since, logging 186 appearances. Crow won seven games in 2013 for the Royals, and was the club's lone All-Star during his rookie season of 2011.

**John Dettmer
Class of 2014**

Mizzou's all-time career strikeout leader who was durable in addition to his flame-throwing achievements for hall of fame Coach Gene McArtor... Won honorable mention All-American honors in 1991 when he turned in one of the top individual pitching seasons in MU history... Won nine games that year, and struck out 127 batters in 120.0 innings while leading the team with a 2.63 earned run average in an time where bats were very lively... Finished his Tiger career with 374 strikeouts, which stands still as the most in program history, while his 332.0 career innings pitched ranks second to this day, and his 23 career wins are also eighth-most... Won All-Big Eight first-team honors in 1990, 1991 and 1992, as he led the Tigers in strikeouts each year, with 99, 127 and 123, respectively... Turned in 15 complete games during his career as he was a durable and dependable presence on the mound... Went on to become an 11th-round draft pick in the 1992 Major League Baseball Draft by the Texas Rangers, and eventually pitched in 12 games in the Majors.

**Tim Laudner
Class of 2017**

An outstanding catcher for Mizzou who went on to a long-time successful Major League Baseball career with the Minnesota Twins, eventually becoming an American League All-Star, while playing a key role for the Twins' 1987 World Series Championship. Was a first-Team All-Big Eight selection in 1979 and was a member of the All-Big Eight Tournament team in both 1977 and 1978. Led Mizzou in batting in 1979, checking in at .378 that season, tallying a team-best 65 hits, while also leading the team with 19 doubles, seven home runs, 54 runs batted in and 40 walks. Was a third-round selection by the Twins in the 1979 MLB Draft, and went on to play nine seasons in the majors that saw him become an A.L. All-Star in 1988, when he hit .251 with 13 home runs, 18 doubles and 54 RBI. Hit 77 career home runs while driving in 263 runs during his time in the majors, and had a single-season best homer total of 16 in 1987. Played a key role in helping the Twins to the 1987 World Series title over the St. Louis Cardinals, as he hit .318 in the series, with a double, home run and four RBI. Had an on base percentage of .444 in the 1987 Series and scored four runs as the Twins took the Series in seven games. His homer came in game two during a six-run fourth inning for the Twins, who won that game, 8-4.

**Kyle Gibson
Class of 2019**

A flame-throwing righty who became one of the most dominant pitchers in Mizzou's pitching tradition-rich program during his three years on campus. Was a Golden Spikes National Player of the Year semifinalist as a junior in 2009, when he went 11-3 with a 3.21 ERA and school-record 131 strikeouts. Was an integral part of Mizzou reaching NCAA Regional play all three years as a member of the Tiger rotation. Named a 2009 Second-Team All-American and First-Team All-Big 12 selection. His 304 career strikeouts ranks second in Mizzou history, as does his 28 career wins. Produced 11 wins as a sophomore, ranking second-most in Mizzou single-season history. Pitched for USA Baseball's National Collegiate Team in 2008, going 5-0 while earning the victory in the team's Gold Medal game at FISU World Championships. Was the No. 22 overall pick by the Minnesota Twins in 2009 MLB Draft. Has recorded 67 wins across current seven-year MLB career with 845 strikeouts.

**Ralph Hochgrebe
Class of 2019**

A highly-accomplished player and inspirational leader for Mizzou during his tenure. Was the 1959 team captain and became Mizzou's first second baseman to earn First-Team All-American honors. Hit an incredible .451 that season and was the only player in the Big Eight Conference to earn First-Team All-American accolades that year. His .451 average in 1959 is the fourth-highest single-season mark in program history. Member of the 1958 Mizzou squad that finished runners up at the College World Series. Later played for Team USA, as it won the bronze medal at the 1959 Pan American Games. Was later inducted into the St. Louis Amateur Baseball Hall of Fame in 1988. Joined Mizzou Athletics Hall of Fame posthumously, as he passed away at age of 78 in 2016 after battling a fight with cancer.

**15****Phil Bradley**
1979-81

One of the most decorated athletes in Missouri annals, Bradley lettered in football at Missouri from 1977-81, and in baseball from 1979-81. A native of Macomb, Ill., Bradley quarterbacked the Tigers to three bowl games (1978 and 1980 Liberties and the 1979 Hall of Fame). He was a three-time Big Eight Conference Offensive Player of the Year and set the conference total offense record with 6,459 yards. He held Missouri records for passing and total offense, and played in two all-star games, the Hula and Japan Bowls, after his senior season. In baseball, he starred as an outfielder on Missouri teams which won the 1980 Big Eight championship and advanced to the 1980 and 1981 NCAA Tournaments. Bradley was All-Big Eight, All-District and All-America in 1981, when he hit .457. Bradley was also the 1980 Big Eight Tournament MVP when Mizzou won the championship. He held school records for career walks and on-base percentage and held five school records when he graduated. Bradley was drafted by the Seattle Mariners and played with them through 1987. He was named to the 1985 American League All-Star Team and hit a career-high 26 home runs that season. He also played with the Philadelphia Phillies, Baltimore Orioles and Chicago White Sox. He also played briefly in Japan.

31**Max Scherzer**
2004-06

A St. Louis native who became one of the nation's most dominant pitchers in a stellar three-year career, helping elevate the Tiger program to elite status before moving onto the professional ranks where he is now among the best pitchers in Major League Baseball. He broke out as a sophomore in 2005 when he led the Big 12 Conference in ERA (1.86) and strikeouts (131) while breaking a 14-year old school record with his strikeouts and Won nine games that season, and was part of a combined no-hitter against Texas Tech on April 1, 2005. Scherzer was named the Big 12 Pitcher of the Year in 2005, and also claimed 2nd-Team All-American honors while being named 1st-Team All-Big 12 as well. He was a semifinalist in 2005 for the Clemens Award, which honors the top pitcher in the nation. The 2005 Tiger team won 40 games for the first time since 1991, and finished 4th in the Big 12 Conference, the team's highest league finish since 1996. He was selected 11th overall by the Arizona Diamondbacks in the 2006 MLB June Amateur Draft. Spanning over 11 years with the Diamondbacks, Detroit Tigers and Washington Nationals, he has already accumulated a Hall of Fame caliber career. He has captured three Cy Young awards (2013, '16-17) and finished among the award's top 5 in voting for an incredible six consecutive seasons (2013-18). He has been selected an All-Star in six consecutive seasons (2013-18), posted 250-plus strikeouts in five-straight years and a sub-3.00 ERA in five of his past six campaigns.

33**Gene McArtor**
1961-93

As a player at Missouri, McArtor won All-Conference and All-District honors as a first baseman from 1961-63. He played on two Big Eight Conference championship teams and two squads which advanced to the College World Series. He served as team captain as a senior. He returned to MU as assistant baseball coach in 1969 after coaching and teaching at the high school level in his hometown, St. Louis. McArtor served in that role until 1974 when he succeeded John "Hi" Simmons as the Tigers' head coach. During his 21 years at the helm, McArtor compiled a 733-430-3 record and won Big Eight championships in 1976 and 1980. He guided six teams to the NCAA Tournament, coached 13 All-Americans and 41 all-conference players. McArtor served on the NCAA Baseball Committee from 1987-92, including two years as chairman, during a period of unprecedented growth for the CWS. A former president of the American Baseball Coaches Association, McArtor is a member of the ABCA Hall of Fame, the Webster Groves High School Hall of Fame and the St. Louis Amateur Baseball Hall of Fame. He was inducted into the MU Intercollegiate Athletics Hall of Fame in 1999 and the Missouri State Sports Hall of Fame in 2007. After retiring as baseball coach, he continued to serve MU first as the Senior Associate Director of Athletics and then as director of project management. He also served as the interim director of athletics for several months in 1998.

34**John 'Hi' Simmons**
1937-73

A native of Lancaster in the northeast part of Missouri, Simmons had a long decorated career at Missouri, as head baseball coach and a trusty football assistant to Don Faurot. In baseball, he coached from 1937 to 1973, posting a record of 481-294-3. His teams won 11 conference championships and the first NCAA title in school history in 1954. In all, he led Missouri to six appearances in the NCAA College World Series in Omaha, Neb. He coached 19 All-Americans, including nine first-team choices, 25 all-district and 37 all-conference players. A former president of the American Baseball Coaches Association, Simmons was inducted into the State of Missouri Sports Hall of Fame in 1977, and is also a member of the ABCA Hall of Fame. In 1990, he was one of 20 inaugural members of the first-ever Mizzou Athletics Hall of Fame class.

**A**

Adair, Mark 1988-91
 Adler, Marcus 1983-86
 Admire, Nick 2003-06
 Akin, Aaron 1996
 Akmon, Chris 2015
 Alberts, Dennis 1970-71
 Alberts, Elliott 1947-49
 Albrecht, Doug 1972-74
 Alexander, * 1909
 Alexander, Lowell 1949-50
 Alexander, Mark 2002-04
 Allen, Ryan 2007-08
 Ambs, Fred 1980-83
 Amelung, Bill 1938
 Ampleman, Ryan 2009-11
 Anderson, Barry 1972-73
 Anderson, Eric 2011-14
 Anderson, Luke 2018-19
 Angerer, Clarence 1912-14
 Anthony, Harold 1924-26
 Arndt, Gary 2004-07
 Ardinger, Horace 1905
 Asbury, A.E. 1895-96
 Asbury, Wilburt 1929, 1932
 Ash, Konnor 2018
 Aslin, Ray 1969-70
 Atchison, Ben 1898
 Atkinson, Dick 1951-52
 Atkinson, Ted 1949
 Austin, Eric 1987
 Aycock, Bob 1910

B

Bagby, Harry 1903, 1905
 Bailey, Dan 1904
 Baker, Bob 1981-82
 Ball, Nile 2018
 Ball, Steve 1992-94
 Balsamo, Johnny 2016-17
 Bane, Dan 2000
 Barbeck, Kyle 2012
 Barbour, Bill 1951-52
 Barner, Chester 1932-33
 Barnes, Brian 1995-98
 Barnes, Dustin 1999-2000
 Barth, Gary 1987-88
 Bartlett, Cole 2016-17
 Basham, Keith 1974
 Bastable, Jack 1972
 Bauer, Garrett 2001
 Beason, Joe 1979
 Beck, Otto 1918
 Beckmann, Bert 1952-55
 Bedell, Ian 2018
 Belfonte, Sal 2012
 Bell, Jay 1996-98
 Beer, Ralph 1935, 1937
 Beezley, Ted 1935
 Benak, Chris 1983-86
 Benes, Shane 2015
 Benson, Brian 1996
 Berler, Matt 2017-18
 Berry, J.A. 1897
 Berger, Ian 2007-09
 Besheer, * 1909-11
 Bilica, Brian 2003

Biscan, Dave 1982, 1984
 Bishop, * 1925-26
 Black, Scott 1987-90
 Blakely, * 1909
 Blaseh, G.H. 1934-35
 Bloemke, Tom 1977-78
 Blume, W.M. 1934
 Blunk, Del 1967-69
 Bock, Doug 1985-87
 Boeger, Ross 1950-52
 Boehlow, Bob 1948-49
 Boenker, Don 1951-53
 Boenker, Kurt 1967-69
 Bogie, Mord 1891
 Bogie, R.S. 1891
 Bohannon, Larry 1962-63
 Bollinger, Brad 1982-85
 Bond, Brett 2015-18
 Bond, Brock 2006-07
 Bone, Logan 2015
 Bonfoey, Lawrence 1904-05
 Booher, Lloyd 1897-98
 Boone, James 2003-05
 Bormet, Cade 2018
 Bormet, Roman 1989-91
 Bottonfield, Bill 1972
 Boyd, Bill 1969-70
 Boyd, V. 1934
 Boyster, Luke 2017
 Brace, Penn 1893-94
 Bradley, Phil 1979-81
 Brainard, C.F. 1912-13
 Brandes, Landon 2000
 Braun, John 1931
 Breck, C.G. 1924
 Brewster, Steve 1997
 Bridges, Bob 1928-30
 Bridges, Rupert 1927-29
 Braud, Dustin 2004-05
 Broadhead, Harry 1901-02
 Brodbeck, Roger 1959
 Broderick, Dave 1897-99
 Broshuis, Garrett 2002-04
 Brown, Blake 2011-12
 Brown, Curt 1974, 1976-78
 Brown, Gary 1967-68
 Brumfield, Connor 2016-19
 Brumm, Harold 1931
 Bryant, George 1916
 Buchman, Tom 1995-96
 Buehler, Brad 2008-11
 Bumgardner, Bill 1916
 Bunker, Herb 1923
 Burton, Jerry 1970
 Bush, Alan 1969

C

Caballero, Cosme 2004-05
 Callahan, John 1895
 Callier, Jeremy 1995-98
 Calvert, Kurt 2007-08
 Canterbury, Sam 1918, '20
 Cantleberry, Jacob 2019
 Capp, Frank 1907-09
 Capp, Tom 1913-15
 Capron, Steve 1968-70
 Card, Jim 1961-63

Carda, Pat 1986-87
 Carpenter, Bob 1965-67
 Carr, Blaine 1941-42
 Carr, Joel 1936-38
 Carter, Liam 2016-17
 Carter, Sam 1929-31
 Carton, Tom 1903-05
 Cartright, * 1899
 Cassis, Luke 1999-2002
 Castle, * 1926-27
 Chamberlain, Brent 1994-95
 Chambers, Derek 2005-06
 Chambliss, John 1992-93
 Champagne, Brannon 2011-13
 Charles, Donnie 1994
 Chettle, Al 1966-67
 Christman, Paul 1938-39, 1941
 Ciombor, Tom 1984-87
 Clark, Tim 1986-88
 Clark, Tyler 2008-10
 Clubb, Ryan 2009-12
 Cole, Michael 2004
 Cole, Terry 1972-73
 Coleman, Ron 1966
 Collins, Scott 1979-81
 Coleman, Trevor 2007-09
 Combs, Brant 2006
 Conaty, Brian 1991
 Conklin, Earl 1942-43
 Consentino, Al 1946
 Cook, * 1895
 Cook, Ed 1954-55
 Cooper, Bob 1957, 1959
 Cooper, Isace 1898-99
 Cornelius, Chris 2017-19
 Cornell, Jeff 1976-78
 Cox, Buddy 1953-55
 Cox, James 1947
 Cox, Ron 1960-61
 Crane, Bill 1940-41
 Cravens, W.B. 1892-93
 Crenshaw, Gene 1949-51
 Crim, Mike 1969-70
 Cross, Herb 1936
 Crow, Aaron 2006-08
 Crowley, George 1896-97
 Culbertson, Clint 1994
 Cullum, Isaiah 2018
 Culp, Nathan 2004-06
 Cummins, Ron 1965-66
 Cunningham, Bill 1940
 Cutright, Jerry 1956
 Cypret, Greg 1975-78

D

Dabney, Lake 2015
 Dale, Logan 1998-2001
 Daleo, John 1936-38
 Danze, Tim 1983-86
 Davidson, Gary 1935
 Davis, Bo 2002-04
 Davis, Bob 1950
 Davis, Floyd 1935-37
 Davis, Henry 1891
 Davis, Jack 1954-57
 Davis, John 1969
 Davis, Russ 1914-16

Del Rio, Alex 2015-17
 Dempsey, Dudley 1901
 Deneault, Conrad 1967
 Denman, Rod 1973-75
 Dennis, F.A. 1917-18
 Denny, * 1922-24
 Desch, Brian 2001
 Dessau, Erik 2004-05
 Dettmer, John 1989-92
 Dewey, Charles 1895-98
 Dickhans, Roger 1971-73
 Dickinson, Dick 1952-54
 Dieckmann, Ron 1971-72
 Diemar, Robert 1911
 Difani, Clarence 1941-43
 Dimitriades, Jim 1941-42
 Dippold, G.J. 1916-18
 Doarn, James 1930-31
 Doerr, James 1953-54
 Doherty, Marquise 2016
 Doyl, H.S. 1897-98
 Drennan, Tim 1972-74
 Dressler, Tim 1987-88
 Dryden, Walter 1947-48
 Dulle, Cameron 2017-19
 Duncan, Lindy 1978-80
 Dundee, Bob 1972-73
 Durst, Dan 1982-83

E

Eader, Mike 1965-66
 Eades, Cary 1982-83
 Eatock, Bill 1947-50
 Eatock, Sam 1946
 Eberhard, Floyd 1950-51
 Edwards, Marshall 1942
 Edy, John 1903-05
 Ehlers, Cody 2001-04
 Eigelberger, Bob 1946
 Ellis, Tom 1973-75
 Embry, Webb 1930-32
 Emens, Jeff 2009-12
 Endicott, Drew 2000
 Englert, Roger 1947-50
 English, Jim 1976-79
 Entsminger, Harold 1946, 1948
 Epstein, Jake 1997-99
 Estes, Jim 1961-62, 1964
 Estes, Joe 1907
 Everett, Dillon 2012-14

**F**

Fairbanks, Peter.....	2014-15
Fairbanks, Shane.....	1980-83
Farmer, Elliot.....	1931-32
Farmer, J.C.....	1915-17
Faron, Bob.....	1983-86
Faurot, Bob.....	1939
Faurot, Don.....	1923-24
Faurot, Fred.....	1930-32
Fawks, Marvin.....	1905-06
Fehr, Chris.....	1942-43, 1946
Feldcamp, Bernard.....	1930-31
Feldcamp, H.....	1927-29
Feldman, John.....	1946
Feltz, *.....	1899
Fewell, Wes.....	1999-2002
Fick, Kelly.....	2008-11
Ficklin, H.D.....	1921-23
Field, J.C.....	2005-06
Filip, Jake.....	1991-92, 94-95
Finlayson, S.....	1942-43, 1946
Fischer, Lee.....	2007
Fitzpatrick, Craig.....	1980
Fix, Phil.....	1982
Flanders, Brad.....	2003-04
Fleddermann, Wayne.....	1946
Fletcher, Chuck.....	1988-91
Flick, Clair.....	1940
Folgia, Greg.....	2007-09
Ford, Watson.....	1928
Foster, Bill.....	1971-73
Frampe, *.....	1895
Frampton, S.D.....	1928
Frankenfeld, W.E.....	1928
Frederickson, Wayde.....	1962
Frevert, Doug.....	1975
Frey, Evan.....	2005-07
Friedewald, Ed.....	1941
Friedrichs, Bill.....	1969-70
Frier, Jack.....	1947-50
Frisch, Paul.....	1969-71
Fruit, M.E.....	1929-31
Fruit, Roy.....	1931-32
Fry, Ryan.....	1995-98
Fulbright, Jack.....	1921
Fullerton, Rob.....	1994-95

G

Garcia, Eric.....	2010-12
Gargano, Ryan.....	2007-09
Garrett, Adam.....	2003
Garvin, Lee.....	1898-99
Gebhart, Ryan.....	2009-10
Gellman, Herb.....	1951-53
Gentry, Jim.....	1894
George, Chris.....	1998-99
Gibson, Kyle.....	2007-09
Gibson, Wilber.....	1908-09
Gieselmann, Alfred.....	1929-30
Giuliani, Chris.....	1994-96
Glitner, J.M.....	1917
Gleason, George.....	1954-55
Glendinning, Robbie.....	2017
Golson, John.....	1942-43
Gomez, Paul.....	2018-19
Goodrich, Griffin.....	2013-14

Goodwyn, Ron.....	1960
Gore, Abner.....	1902
Grace, John.....	1956
Graham, Frank.....	1940-42
Graves, *.....	1909
Graves, Brett.....	2012-14
Gray, Lawrence.....	1912-14
Gray, Vic.....	1936-37
Gray, Steve.....	2008-09
Greathouse, *.....	1923-25
Green, Herbert.....	1905
Green, Terry.....	1975
Greene, Gary.....	1991-94
Greer, Matt.....	1984-87
Gregg, Herb.....	1940-42
Griese, Wilbur.....	1939-40
Griffin, Bill.....	1966-68
Gromacki, Nolan.....	2016-17
Gross, Dave.....	1979, 1981-82
Grossman, Dave.....	1959
Gubelman, Jordan.....	2018-19
Guhman, John.....	1933-34
Gulick, Doug.....	1956-58
Gunby, Lloyd.....	1908
Gundlack, George.....	1907-09

H

Haas, Bob.....	1958-59
Haas, George.....	1918
Hackney, Ted.....	1911-12
Haferkamp, Jeff.....	1973-76
Hahn, Orel.....	1943
Hair, Noel.....	1939-40
Hall, Eugene.....	1910-12
Hall, Tom.....	1912-14
Halter, Bill.....	1935-36
Hanna, Zach.....	2018
Hamilton, Ralph.....	1902, 04-05
Hance, Bill.....	1981-83
Hankins, Jay.....	1954-57
Hankins, Mike.....	1976-79
Harbin, Bud.....	1958-59
Hardoin, Zack.....	2010-11
Haring, Arthur.....	1930
Harper, William.....	1910-11
Harris, Jon.....	2000
Harris, Trey.....	2015-18
Harrison, Forrest.....	1922
Harting, Bob.....	1949-51
Harutum, Jim.....	1929-31
Harvey, Dave.....	1962-64
Hatfield, A.....	1934-35
Hauptman, Joe.....	1968
Haverty, Mike.....	1993, 95-97
Hawkins, Darnel.....	1989-90
Hawkins, Richmond.....	1896-99
Hawkins, Tim.....	1988-89
Hay, John.....	1989, 1991-93
Hayden, Fred.....	1909-10
Hayes, Terry.....	1974-75
Hays, Charles.....	1891
Hays, Robert.....	1922-24
Heckman, Tom.....	1978-81
Heineman, Bud.....	1949-51
Heintzelman, Tim.....	1963
Hellmann, Justin.....	1996
Helm, Cyrus.....	1912-13

Helms, Trevor.....	2004-06
Helmreich, John.....	1911-13
Henderson, Carmin.....	1935-36
Henke, Arthur.....	1906
Henninger, Rich.....	1968
Henson, Kent.....	1954
Herborn, Dan.....	1956
Hereth, Ric.....	1977-80
Herrington, Jeff.....	1990
Hernandez, Jeremy.....	2003-04
Hicks, Scooter.....	2007-09
Hightower, Al.....	1976-79
Hilker, Glen.....	1968
Hill, Adam.....	1898-99
Hill, Danny.....	2003-04
Hill, Dave.....	1957
Hinkle, John.....	1891
Hirst, Bob.....	1969-71
Hobbs, Matt.....	2000-2002
Hochgrebe, Ralph.....	1957-59
Hodge, Robert.....	1892-94
Hoewing, Lloyd.....	1933-34
Hoffman, Russ.....	1941-42
Hogg, Robert.....	1914-16
Holder, Dave.....	1983
Hollrah, Orville.....	1965-66
Holovach, Blake.....	2012
Holst, Stephan.....	2007
Holt, Austin.....	2009
Hood, Gail.....	1942
Hook, Oliver.....	1946
Hoover, W.T.....	1999-2002
Hornback, Victor.....	1912-13
Houck, Tanner.....	2015-17
Howard, Lafayette.....	1939-40
Howard, Ryan.....	2014-16
Howard, Thomas.....	1896
Howze, H.....	1927
Huber, Carl.....	1920-21
Hudson, Ron.....	1995
Huge, Thomas.....	1941
Hulett, George.....	1960-62
Hunt, Michael.....	1993-95
Hunter, Mike.....	1961

I

Ice, Harry.....	1940-41
Ingold, Mitch.....	1986-89
Ingram, Grant.....	1991-94
Iseminger, Dan.....	1980-81
Ivory, Jake.....	2012-15

J

Jacks, Harry.....	1893-94
Jacoby, Fred.....	1903-04, 1906
James, Charlie.....	1957
James, Jace.....	2013-15
James, Justin.....	2002-03
James, Paul.....	1985
Jamison, Ryan.....	1997-99
Jarvis, C.J.....	2011
Jarvis, Robert.....	1894
Jaworowski, Aaron.....	1995-97
Jeffries, Bob.....	1940-41
Jenkins, Bobby.....	1960-62
Jenkins, John.....	1953
Jenkins, Thornton.....	1946

Jewett, E.W.....	1898-99
Jewett, William.....	1907
Johnson, Jim.....	1969
Johnson, Kyle.....	2003-04
Johnson, Roger.....	1982-84
Johnston, Andrew.....	2005
Jones, Edward.....	1899
Jordan, J. Glen.....	1925
Jordin, Clair.....	1906
Jorgensen, Brian.....	1993-96
Jorgenson, Ken.....	1933-35
Juras, Jim.....	1966-67

K

Kammer, Emil.....	1954-56
Kansteiner, H.....	1925-26
Kearney, James.....	1925
Keck, Mike.....	1991
Keefer, Lee.....	1957
Keeton, Kendall.....	2013-14
Kehr, Glenn.....	1939
Keirse, Harlan.....	1937-39
Keller, Clif.....	1921
Keller, Harold.....	1935, 1937-39
Kelly, Dylan.....	2013-14
Kercheval, Roy D.....	1911
Ketelsen, Mike.....	1997-99
Kieffer, Victor.....	1901-02
Kiler, Mitch.....	1998-2001
King, Greg.....	1988-90
King, Ron.....	1940
Kinsler, Ian.....	2003
Klaas, Don.....	1970-71
Klages, Jack.....	2015-16
Klaus, Harold.....	1937-39
Klein, Ed.....	1909-10
Klein, Howard.....	1932, 1935
Knight, John.....	1923
Knop, Kevin.....	1978-81
Koch, David.....	1960-61
Koeneke, Barry.....	1973-74
Krawczyk, Bill.....	1967
Kruse, John.....	1974-77
Kuechler, Bob.....	1936-37
Kuhlman, Hank.....	1957-58
Kurtz, Kent.....	1950-52

**L**

Lacy, Brent.....	2002-03
LaDue, Wade.....	1956-57
LaFleur, Russell.....	2010
Laffoon, Al.....	1960-61
Lally, Mike.....	1975-78
Lam, Robert.....	1920-21
L'Ange, Terry.....	1965-66
Lange, Tony.....	1975
Lannenbeck, Clyde.....	1949-51
Lapin, Jack.....	1931
LaPlante, Tyler.....	2018-19
Larsen, Greg.....	1983-84
Laskowski, Lee.....	2001-04
Laudner, Tim.....	1977-79
Lauer, Gil.....	1952
Lauer, Rob.....	1977-78
Laus, James.....	1926
Lavy, Zach.....	2014-16
Lawton, James.....	1934-35
Laws, G.....	1926-28
Leach, Frank.....	1896
Leaphart, Charles.....	1903
Lear, Gary.....	1967
Leavitt, Jim.....	1976-78
LeBlanc, Bryson.....	2005-06
LeCompte, Kevin.....	1984-87
Lee, *.....	1895
Lee, Ryan.....	2015-17
Lemons, Tom.....	1970
Leon, Nick.....	1974-76
Lester, Josh.....	2013-15
Lewis, A.J.....	207
Lewis, B.D.....	1907
Lewis, Claude.....	1958-60
Lewis, D.....	1924-25
Lewis, Earl.....	1927-29
Lewis, Eugene.....	1937
Lewis, Jerry.....	1924-25
Lewis, Steve.....	1958-60
Lewis, W.H.....	1891
Lhamon, Ruskin.....	1908-09
Liberto, Michael.....	2009-10
Liggett, E.C.....	1898
Lindstrom, Greg.....	1993-95
Lindstrom, Roger.....	1965-66
Lippman, Cyrus.....	1924-25
Lipscomb, *.....	1925
Little, Scott.....	1983
Little, William.....	1891
Littrell, Chopper.....	1992-93
Lollis, Ryan.....	2006-09
Lopez, Giovanni.....	2018
Loschke, Robert.....	1951
Love, Charles.....	1931
Loving, Jim.....	1966, 1968
Lowrence, Chas.....	1920-22
Lubeck, Barry.....	1966-67
Luecke, Larry.....	1958
Lumpe, Jim.....	1980-82
Lundgren, Tom.....	1967-69
Lundholm, Steve.....	1968

M

Mach, Conner.....	2009-12
Mach, Kyle.....	2007-09
Macciocchi, Grant.....	2016
MacMillan, *.....	1917
Madden, Steve.....	1961
Maddock, Jim.....	1979-82
Maglich, Terry.....	1974-75
Mahoney, Lafe.....	1894-95
Mallett, Trevor.....	2019
Marquardt, John.....	1981-83
Marsalek, C.W.....	1924
Marsden, Bill.....	1939
Marshall, Victor.....	1910
Martin, Paul.....	1982-84
Mason, Charles.....	1936-38
Mason, R.R.....	1900
Massa, Keith.....	1993-96
Mathis, Doug.....	2005
Mathis, Ron.....	1978-80
Maurer, Mark.....	1978-81
McAlister, James.....	1895-97
McArtor, Gene.....	1961-63
McCastin, Frank.....	1899-1901
McCasland, Ralph.....	2000
McClain, Reggie.....	2015-16
McCormick, Phil.....	2009-11
McDaniel, Bob.....	1968
McDaniel, Chad.....	2018
McDannold, Carroll.....	1933
McDermott, Tom.....	1970-72
McFarland, Mike.....	1966-67
McGinnis, P.J.....	1999
McGraw, Michael.....	2012
McGuire, Kirby.....	2016-17
McGuire, Rich.....	1992-94
McKee, John.....	2004-07
McLagan, Garrison.....	2009
McLagan, Jack.....	1935
McLane, Stan.....	1920
McLemore, Clyde.....	1902
McMillan, Earl.....	1915-17
McMillen, Don.....	1948-49
McMurty, *.....	1901
McQueen, M.....	1925-27
Mehrer, Ed.....	1959-60
Mehrle, Robert.....	1928-29
Meinert, Ken.....	1967-68
Meives, John.....	1959, 1961
Mendelson, Harry.....	1935
Mense, Hunter.....	2004-06
Messick, Harry.....	1918, 1920
Meyers, Bob.....	1958, 1960
Meyhoff, Jason.....	1992-94
Meyr, Rex.....	2008
Miles, Carl.....	1938-40
Miles, John.....	2012-15
Milhouse, Steve.....	1980
Miller, Denver.....	1932-34
Miller, Don.....	1957, 1959
Misner, Kameron.....	2017-19
Mitchell, Jim.....	1975
Moeller, Bunky.....	1988-91
Moffo, Mike.....	1975-76
Moheskey, Bob.....	1953
Mompierre, Nelson.....	2017
Mondrella, Bill.....	1989-92

Monroe, Art.....	1929-31
Monroe, Ralph.....	1952
Montes De Oca, Bryce..	2015, 17-18
Moody, Kurt.....	1979-82
Moore, Dave.....	1969
Moore, Griffin.....	1997-98
Moran, John.....	1946-48
Morgan, Charles.....	1916-17
Morgan, Eldon.....	1954-56
Morgan, F.B.....	1901
Morgan, John.....	1972
Morris, Edwin.....	1917-18
Morrow, Sam.....	1907-09
Morton, John.....	1943
Moseley, Todd.....	1989
Mosley, William.....	1996
Mossman, Burr.....	1898-99
Mueller, Andrew.....	2009
Mueller, Herbert.....	1931-32
Munro, Mike.....	1989-92
Munson, Case.....	2012-15
Murashige, Tadao.....	1942
Murphy, Leo.....	1922
Murray, Arthur.....	1936-37
Murrey, Bob.....	1949-50
Musgrave, Bob.....	1954-56
Musgraves, Dennis.....	1964

N

Nee, Daniel M.....	1909
Neff, Phil.....	1989-92
Nelson, Ian.....	2016-17
Nelson, Jim.....	1964
Netherland, Charles.....	1926
Nevers, Earnie.....	1958
Nevins, Preston.....	1941-43
Newman, C.E.....	1926-28
Newman, John.....	1903-06
Newton, Abel.....	2002
Nicholas, Brett.....	2010
Nichols, Robert.....	1900
Nivens, Matt.....	1994-97
Northcutt, Art.....	1903-05
Nunn, Tom.....	1970-71

O

O'Donoghue, John.....	1958-59
O'Neill, Greg.....	2005
O'Reilly, Richard.....	1921-22
Opel, Dane.....	2010-13
Orf, Gene.....	1960-61
Ortiz, Tony.....	2018-19
Oth, Ray.....	1932
Otto, Dave.....	1983-85
Owens, Allen.....	1915-17
Owsley, Harvey.....	1901

P

Pace, Jim.....	1965
Palfreyman, George.....	1913-15
Painter, Armaan.....	2017
Parker, Mike.....	1985-86
Parker, Taylor.....	2003-06
Passer, Bernard.....	1932
Pasternak, Steve.....	1973
Patchett, John.....	1951-52
Patchin, Steve.....	1969-70

Patek, Mark.....	1983-86
Paterson, Aaron.....	2002
Patton, Paul.....	1933-34
Payne, Robert.....	1960
Pearson, Logan.....	2013-15
Peel, Brett.....	2014-15
Perkins, Russ.....	1982, 1984-86
Peterson, Bill.....	1935
Peterson, Rich.....	1961-63
Pfaustsch, Mike.....	1978-80
Pferrer, Cameron.....	2018
Phillips, Robert.....	1949-51
Phillips, Ryan.....	2013-14
Pickernell, Jim.....	1971-72
Pickett, Ryan.....	1999-2000
Piechocinski, John.....	1974-77
Pierson, Larry.....	1986-87
Pietroburgo, Dan.....	2005-08
Pietroburgo, Rob.....	1976-78
Pinkowski, Tim.....	1988-90
Pittenger, Jon.....	1986-89
Pittman, Neil.....	1969
Plackis, Andreas.....	2010-12
Platts, Branadon.....	2012
Plassmeyer, Michael.....	2016-18
Podjenski, Matt.....	1996
Potthoff, Mike.....	1987-89
Powers, Steve.....	1987-90
Prehn, William.....	1936
Price, Bob.....	1962-64
Priday, Jacob.....	2005-08
Propst, Kurt.....	2000-2002
Pruett, Hubert.....	1921

Q

Quick, Paul.....	1922-23
Quiereaux, Ken.....	1941-43
Quintanilla, Patrick.....	2012

R

Rallo, John.....	1985
Rallo, Michael.....	1997-2000
Rallo, Nick.....	1983-86
Rallo, Ryan.....	2001-04
Rash, Alec.....	2013-14
Reagan, Judge.....	1923-25
Reddan, Bill.....	1950-51
Reeves, Folk.....	1926
Regan, *.....	1923
Reilly, Dan.....	1960-62
Reisdorf, Rich.....	1988-91
Reppy, George.....	1906
Reshkin, S. Jerome.....	1946
Reynolds, Brett.....	2006
Richmond, Todd.....	1985-86
Ring, Jake.....	2014-16
Rider, Victor.....	1906-10
Robben, Bob.....	1964-66
Roberson, Tyrone.....	2003-
Roberts, Lacy.....	1920, 1922-23
Robertson, Chris.....	1991-94
Robinson, Richard.....	1927
Rodriguez, Lee.....	1991-92
Rogers, Mike.....	1984-87
Roper, Derek.....	2002-03
Rosenheim, Jerry.....	1950
Ross, Bill.....	1956



Rothermel, Dave..... 1973-74
Rothwell, Wade..... 1901-02
Roughton, Jody..... 2002
Rudanovich, Dan..... 1964-65
Ruopp, Graham..... 2016
Russell, Jim..... 1960
Russo, Tony..... 1987
Rust, Gary..... 1954-55

S

Salisbury, Eugene..... 1906-07
Samples, Alex..... 2017-18
Sanderson, David..... 1993-94
Sansone, Pete..... 2000-01
Santo, Jesse..... 2010-11
Saulich, Steve..... 1980
Saunders, William..... 1910-11
Sawers, Richard..... 1936
Scardino, Jeff..... 2010-11
Schaberg, Ben..... 1933
Schaff, Bernard..... 1927-29
Scherzer, Max..... 2004-06
Schieber, T.J..... 2008
Schmidt, Jonah..... 2008, 2010-11
Schmidt, Rob..... 1976-77, 1979
Schnieders, Brent..... 1990-92
Schnurbusch, John..... 1986-88
Schoonmaker, Jerry..... 1953-54
Schoonmaker, Robert..... 1953
Schwaab, Andrew..... 2014-15
Schweiger, Irl..... 1925-26
Schwieder, Nick..... 1996-98
Scowcroft, John..... 1959-60
Seal, Tom..... 1965-66
Senne, Aaron..... 2007-10
Sevcik, Jim..... 1962-64
Sevcik, John..... 1962-64
Segovia, Shane..... 2013-14
Seymour, Bryan..... 1994-97
Sharp, Brian..... 2016-18
Sharp, Steve..... 1967
Sheetz, Bob..... 1969-70
Sheiber, Herb..... 1937-38
Shellenback, Frank..... 1976
Shepard, James..... 1953
Shepard, Preston..... 1949
Shipman, Andy..... 2003
Shoaff, Ty..... 2016-17
Shockey, Steve..... 1975-78
Shockley, Chris..... 1992-94
Shy, Ron..... 1965
Sickel, Todd..... 1954-55
Siebert, Sonny..... 1958
Sieck, Ron..... 1962
Siegel, Tim..... 1990-93
Sigman, Ken..... 1965
Sikkema, T.J..... 2017-19
Silvestri, Dave..... 1986-88
Simmons, John Jr..... 1963-64
Simpson, Lee..... 1921
Slavin, Dave..... 1985-88
Sloman, Neil..... 1969-70
Slusher, Clyde..... 1916-18
Smith, Bob..... 1948-50
Smith, Clyde..... 1924
Smith, Myles..... 2011
Smith, Sam..... 1933

Sneed, Marshall..... 1937-39
Soffer, Larry..... 1953
Sommerfeld, Scott..... 2011-13
Southerland, Steve..... 1979-82
Spencer, Bill..... 1940-42
Spinks, Robert..... 1946-48
Spreckels, Dave..... 1981-84
Stamer, Jim..... 1940-41
Stark, Gavin..... 2012
Starr, Gary..... 1958-60
Steele, Keaton..... 2013-14
Stegall, Ryan..... 1999-2001
Stehr, Paul..... 1956-58
Steimach, Ed..... 1938
Steinmetz, Mark..... 1989-90
Steinmeyer, John..... 1933-34
Stemmons, Glen..... 1917
Stephenson, Gene..... 1965-67
Steuber, Robert..... 1941, 1943
Stewart, Norm..... 1954-56
Stine, Justin..... 1996-99
Stites, Matt..... 2011
Stone, *..... 1909
Stroud, Jack..... 1963-65
Stroud, Mike..... 1964-65
Stroupe, Rudy..... 1966-68
Sullivan, Lyle..... 1940
Summers, Paul..... 1979-82
Sunderwirth, Roy..... 1925-27
Swearinger, Orsen..... 1896-97
Swenolt, Victor..... 1953
Swift, Scott..... 1991-94
Swofford, *..... 1925-27

T

Taylor, Bill..... 1986
Taylor, Fred..... 1922-24
Taylor, Zane..... 2003-06
Teeme, Robert..... 1941
Tensing, Ben..... 1972-73
Tepesch, Nick..... 2008-10
Terrell, Jeff..... 1995-97
Terry, Norman..... 1923-24
Tetelboin, Felipe..... 2001-2002
Thiel, Mark..... 1974-76
Thigpen, Andrew..... 2008-11
Thomas, Jim..... 1972-74
Thompson, Jay..... 1994
Thomure, Bob..... 1968-69
Thorpe, Roy..... 1965-67
Thurman, Bill..... 1938
Tietze, Irving..... 1935-36
Tingler, Jayce..... 2000-03
Todd, Bill..... 1970-71
Todd, Bob..... 1968
Toelken, Andy..... 2017-18
Toft, Bo..... 1957-58
Towe, Justin..... 1993-96
Trayner, John..... 1927
Tribby, Austin..... 2014-16
Truscheit, Robert..... 1943
Turner, Ben..... 2011-12
Turney, Dave..... 1977
Tye, Bobby..... 1986-88
Tyson, Torre..... 1995-98

U

Uhrhan, Kevin..... 1985-88
Ulmer, Walter..... 1950
Uriarte, Ray..... 1953, 1957-58

V

Vandaveer, Charles..... 1932-33
Vandiver, James..... 1908
Van Iten, Dave..... 1984
Vansell, Jerry..... 1992-95
Verlin, Ted..... 1948
Vierling, Mark..... 2018
Visina, Mike..... 1984-85
Vitello, Tony..... 2001-02
Vogel, Curt..... 1937-38
Volz, Wilbur..... 1948

W

Wachter, Bob..... 1950
Wackerle, Herbert..... 1946-48
Wackher, Ken..... 1939-40
Waechter, Jim..... 1937-38
Wagner, Norman..... 1931-33
Walk, Warren..... 1946
Walsh, Jake..... 2012-13
Warden, Henry..... 1997
Warner, J.R..... 1998-2000
Washer, Charles..... 1900-01
Water, *..... 1924-25
Weary, Rodney..... 1992-93
Webber, Glen..... 1933
Weber, John..... 1983-84
Weber, Keith..... 1963-64
Weiss, Mick..... 1999-2002
Wendel, Mark..... 1973-74
Wendte, Travis..... 2002-06
Werner, Jim..... 1975-78
Whitaker, Ralph..... 1967-68
Whitbread, E.M..... 1920
White, Jay..... 1993-96
Whitehead, Murray..... 1922
Whiteman, Sam..... 1924-26
Whitesides, Bruce..... 1975-77
Wiesner, Rich..... 1981-84
Wikoff, Lester..... 1914-15
Wild, Tom..... 1974, 1976
Wilfong, Nick..... 1998-2000
Williams, Breckin..... 2013-15
Williams, Jason..... 1998
Williams, Jon..... 1998-2001
Williams, Kyle..... 1928-30
Williams, Tyler..... 2003-05
Williams, Walt..... 1920-22
Willingham, John..... 1953
Wilson, Aaron..... 1998-99
Windle, Willis..... 1925-26
Winkler, Joe..... 1990-91
Wise, J.S..... 1909
Woelbel, Ed..... 1977-80
Womack, Bard..... 1988-90
Woods, Gary..... 1963-64
Woods, Pete..... 1976-77
Woolsey, Claude..... 1913-14
Wren, Lowe Jr..... 1951-52
Wynn, Lee Roy..... 1953-55
Wyrick, Chris..... 1990-93

Y

Yaeger, Ray..... 1993-95
Yant, George..... 1900-01
Young, Charles..... 1973
Young, Howard..... 1934
Young, Robert..... 1943
Yuengel, Ryan..... 2012

Z

Zagone, Rick..... 2006-08
Zastrzyn, Rob..... 2011-13



Air Force	3-1	Florida International	5-2	Missouri-St. Louis	30-6	Southern California	0-5
Alcorn State	2-0	Florida Southern	4-4	Missouri State	29-30	SIU-Carbondale	14-15
Alabama	7-6	Fontbonne College	1-0	Missouri Southern	5-1	SIU-Edwardsville	17-5
Alabama A&M	3-1	Fresno State	1-1	Missouri Valley	2-0	Southern Methodist	1-1
Appalachian State	3-0	Furman	1-0	Missouri Western	29-3	Southern Mississippi	6-9
Arkansas	29-31-1	Garnder-Webb	1-0	Monmouth	1-0	Southern Baptist	3-0
Arkansas-Little Rock	2-2	Georgia	8-13	Morehead State	1-0	Southwest Baptist	1-0
Arkansas-Pine Bluff	15-2	Gonzaga	2-5	Murray State	11-8	Stetson	2-0
Arkansas State	22-8	Harris-Stowe (Mo.)	1-0	Navy	2-0	TCU	4-6
Akron	1-1	Harvard	1-1	Nebraska	148-107-1	Temple	2-0
Arizona	0-4	Hawaii	1-1	Nevada	4-3	Tennessee	11-10
Arizona State	3-4	High Point	2-1	Nevada-Las Vegas	1-2	Tennessee-Martin	1-0
Auburn	10-7	Hostra	0-4	New Mexico	5-2	Texas	30-34
Albany	0-1	Holy Cross	3-2	New Mexico State	2-0	Texas A&M	37-51-1
Baker	2-1	Honolulu	1-1	New Orleans	2-6	Texas A&M Corpus Christi	3-1
Ball State	5-2	Houston	1-1	Nicholls State	1-3	Texas Lutheran	1-0
Baylor	26-33-1	Illinois	14-14	North Carolina	0-3	Texas-Pan American	3-16
Boston College	0-1	Illinois-Chicago	10-7	North Carolina State	0-2	Texas-San Antonio	1-0
Bowling Green	3-0	Illinois State	6-1	North Carolina-Wilmington	2-1	Texas State	4-0
Bradley	18-9	Illinois Wesleyan	1-1	North Dakota	8-0	Texas Tech	30-24
Brigham Young	0-2	IPFW	0-1	North Dakota State	4-0	Toledo	4-0
Brown	1-0	Incarnate Word	1-0	North Florida	1-2	Trinity	2-5
Buffalo	5-0	Indiana	4-4	Northeastern	2-3	Truman State	32-5
Cal	1-2	Indiana State	13-6	Northern Illinois	0-1	Tulane	3-12
Cal-Los Angeles	2-1	Iona	4-0	Northern Iowa	13-4	Tulsa	8-2
Cal Poly	3-2	Iowa	28-13	Notre Dame	1-1	UMBC	3-0
Cal-Riverside	1-1	Iowa State	173-84-3	Northwestern	6-2	Utah	2-4
Cal State-Bakersfield	2-0	Ithaca	0-1	Northwestern State	1-1	U.S. International	1-0
Cal State-Fullerton	0-4	Jackson State	2-0	NW Missouri State	29-2	Valparaiso	1-0
Cal State-Irvine	1-0	Jacksonville	1-0	Ohio State	1-1	Vanderbilt	4-19
Cal State-Northridge	2-1	Jacksonville State	3-0	Oklahoma	107-152-1	Virginia Tech	0-1
Campbell	0-1	Kansas	216-132-2	Oklahoma State	83-139	Wake Forest	1-2
Centenary	3-0	Kansas State	169-113-1	Old Dominion	1-0	Washburn	2-1
Central Florida	2-1	Kennesaw State	1-0	Omaha	3-0	Washington	6-2-1
Central Methodist	22-2	Kentucky	8-11	Oral Roberts	11-7	Washington (Mo.)	52-28
Central Arkansas	3-2	Kent State	1-0	Oregon State	0-3	Washington State	1-1
Central Michigan	7-2	Knox College	2-5	Penn State	1-0	West Texas A&M	1-0
Central Missouri	36-8-1	La Salle	3-0	Pepperdine	4-5	Western Carolina	1-0
Charleston Southern	1-0	Lafayette	1-0	Pittsburgh	1-0	Western Illinois	22-5
Charlotte	4-3	Lamar	5-1	Portland	6-1	Western Kentucky	0-2
Chicago State	6-0	LeMoyné	4-1	Princeton	1-1	Western Michigan	4-1
Cincinnati	0-1	Liberty	1-1	Purdue	4-5	Westminster	34-7
Cleveland State	3-0	Lincoln (Mo.)	11-1	Quincy University	2-0	Wichita State	6-4
Coastal Carolina	2-0	Lindenwood College	2-0	Radford	1-0	William Jewell	13-1
Colorado	46-25-1	Louisiana-Lafayette	0-2	Rhode Island	2-1	William Penn	1-0
Colorado State	2-0	Louisiana-Monroe	5-0	Rice	2-4	William Woods	3-0
Columbia	1-0	Louisiana State	3-15	Rider	1-0	Winthrop	1-1
Connecticut	1-0	Louisville	1-3	Rockhurst	6-1	Wisconsin	0-2
Cornell	1-0	Loyola Marymount	1-1	Rollins	1-1	Wisconsin-LaCrosse	2-0
Creighton	7-4	Maine	1-0	Saint Louis	73-18	Wisconsin-Milwaukee	4-4
Dallas	3-0	Maryville	1-0	St. Olaf	1-0	Wisconsin-Oshkosh	4-0
Dallas Baptist	1-0	Massachusetts	1-0	Sam Houston State	2-1	Wyoming	4-1
Drake	5-1	McNeese State	0-1	San Diego	1-2	Xavier	2-1
Drury	2-0	Memphis	5-12	San Diego State	2-1	Youngstown State	10-4
East Tennessee State	0-1	Miami	1-1	San Francisco	1-4		
Eastern Illinois	8-0	Michigan	8-4	San Jose State	1-1-1		
Eastern Kentucky	3-1	Michigan State	3-0	Santa Clara	0-1		
Eastern Michigan	15-3	Middle Tennessee State	1-1	Seton Hall	2-4		
Emporia State	0-1	Minnesota	6-6	South Alabama	2-1		
Evangel	1-0	Mississippi	10-12	South Carolina	10-14		
Evansville	2-1	Mississippi State	2-9	South Dakota	2-0		
Florida	4-23	Mississippi Valley State	3-0	South Dakota State	3-1		
Florida A&M	1-0	Missouri Baptist	5-1	Southeast Louisiana	3-0		
Florida Atlantic	1-0	Missouri-Rolla	18-2	Southeast Missouri	23-14		

*BOLD denotes 2020 opponent



HALL OF FAME

INTERCOLLEGIATE ATHLETICS
UNIVERSITY OF MISSOURI

EST. 1990



"To recognize and honor those individuals who have made exceptional contributions to the achievements and prestige of the University of Missouri in the field of athletics, and who have continued to demonstrate in their lives, the values imparted by intercollegiate athletics."

The University of Missouri Intercollegiate Athletics Hall of Fame was made possible by the 1989 bequest of \$100,000 from the estate of the late A.C. (Ace) and Mary Stotler. It is located in the lobby of the main entrance to Mizzou Arena, after being housed in the Hearnes Center until the fall of 2004. The first class was enshrined in 1990, in conjunction with Mizzou's observance of its 100th football season.

Induction into the Hall of Fame is the highest honor bestowed upon a Mizzou student-athlete, coach or administrator. The general public is invited to submit nominations by filling out the online form at www.MUTigers.com. For more information, please contact Chad Moller, Associate AD-Strategic Communications, University of Missouri, P.O. Box 677, Columbia, MO 65205.

Administrator

Brewer, Chester / Cerra, Jean / Devine, Dan /
Edwards, George/ Faurot, Don / Kadlec, John /
Poppe, Dennis

Athletic Trainer

Wappel, Fred

Baseball

Boenker, Don / Bradley, Phil / Bunker, Herb /
Christman, Paul / Cox, Ron / Crow, Aaron / Cypret,
Greg / Davis, Jack / Dettmer, John / Faurot, Don /
Fry, Ryan/ Gibson, Kyle / Harvey, Dave / Heckman,
Tom / Hochgrebe, Ralph / Houston, Clair / Ice,
Harry / Kinsler, Ian / Kuhlmann, Hank / Laudner,
Tim / McArtor, Gene / 1954 Team / Pruett, Hubert
/ Scherzer, Max / Schoonmaker, Bob / Silvestri,
Dave / Simmons, John "Hi" / Stewart, Norm / 1964
Team / Thorpe, Ray / Uriate, Ray / Wagner, Norm /
Weber, Keith / Wren, Junior

Broadcaster

Aldridge, Mahlon

Football

Alexander, Danario / Anderson, Scott / Baker, Dr.
James / Bell, Russ / Blaine, Ed / Bond, Art / Brad-
ley, Phil / Brown, Charlie / Bunker, Herb / Burnine,
Hank / Carroll, Mike / Chadwick, Don / Christman,
Paul / Clark, Bert / Clay, John / Coffman, Chase /
Cooper, Clay / Daniel, Chase / Devine, Dan / Edel-
man, Brad / Entsminger, Guy "Bus" / Faurot, Don
/ Galbreath, Tony / Garlich, Chris / Goode, Conrad
/ Gray, Mel / Hamilton, Brutus / Hatfield, Woody /
Henry, Gwinn / Hitchler, Conrad / Houston, Clair /
Ice, Harry / Jeffries, Bob / Jenkins, Darold / John-
son, Jim / Jones, Mike / Jones, Corby / Kadlec,
John / Kekeris, Jim / Kuhlmann, Hank / Lane, Gary
/ Larose, Danny / Lewis, Leo / Lyle, Rick / Maclin,
Jeremy / Magac, Mike / Marshall, Henry / McMil-
lan, Erik / Moore, Joe / Moseley, John / Onofrio,
Al / Otto, Gus / Path, Charles / Peay, Francis /
Poppe, Dennis / Roland, Johnny / Russell, Andy /
Sally, Jerome / Schoonmaker, Bob / Sheehan, Mel
/ Simmons, John "Hi" / Sloan, Russ / Smith, Brad
/ Smith, Harry / Smith, Justin / Stankowski, Anton
/ Steuber, Bob / Stevenson, Norris / Stuber, Abe

/ Taylor, James / 1941 Team / Teel, Bob / Thorpe,
Ray / Tobin, Bill / Tobin, Vince / Towns, Morris
/ Travis, Ed / Van Dyke, Bruce / Waldorf, John /
Wallace, Darrell / Washington, Russ / Weather-
spoon, Sean / Wehrli, Roger / West, Mel / West,
Devin / Whitaker, Jim / Wilder, James / Winslow,
Kellen / Wren, Junior / Wright, Eric

Gymnastics

Dorn, Julie / Houghton, Mary / Jacobson, Charles
"Jake" / Perry, Adrienne / Robinson, Alisha /
Shire, Sarah

Men's Basketball

Abram, Al / Anderson, Kim / Booker, Melvin /
Brown, John / Bunker, Herb / Chievous, Derrick /
Coleman, Ron / Cooper, Clay / Cooper, John / Cox,
Ron / Craig, Marshall / Denmon, Marcus / Drew,
Larry / Eberhard, Al / Frazier, Ricky / Hatfield,
Woody / Henke, Charles / Jenkins, Thornton /
Otto, Dave / Park, Medford / Peeler, Anthony /
Pippin, Dan / Ruby, Craig / Schoonmaker, Bob /
Siebert, Sonny / Smith, Willie / Smith, Doug /
Stalcup, Wilbur "Sparky" / Stauffer, Bill / Stewart,
Norm / Stipanovich, Steve / Sundvold, Jon / Wag-
ner, Norm / Williams, George

Men's Golf

Utley, Stan

Men's Swimming and Diving

Bonuchi, David / DeForrest, Kevin / Putnam, Jon

Men's Tennis

Mitchell, Frank "Tres"

Men's Track & Field/Cross Country

Ault, Dick / Bell, Russ / Bond, Art / Botts, Tom /
Brown, Charlie / Bunker, Herb / Cantwell, Christian
/ Cochran, Dick / Cooper, Clay / Cooper, John /
Davis, Jack / Gartiser, Madill "Bud" / Gray, Mel
/ Hamilton, Brutus / Hatfield, Woody / Hutsell,
Wilber Hall / Houston, Clair / Lane, Albert / Lavitt,
Dan / Lingle, Robin / Lyle, Rick / Madden, Jean /
McGuire, Dr. Rick / McMullen, Charlie / Munski,
John / 1965 Indoor Team / Ogden, Glenn / Page,
Nat / Peterson, Derrick / Plucknett, Ben / Scholz,

Jackson / Sheehan, Mel / Shy, Joe / Simmons,
Bob / Teel, Bob

Physician

Baker, Dr. James / McElroy, Dr. Glenn

Soccer

Thole, Nikki

Softball

Babb, Mary / Schmidt, Kris / Snelgrove, Karen /
Taylor, Rhea / Thomas, Chelsea / Wilson, Teresa /
Wright, Barb

Volleyball

Berg, Dianne / Hunter, Lindsey / Kreklow, Molly /
Myers, Christi

Women's Basketball

Davis, Joni / Farrah, Sharon / Ferret, Lorraine /
Kelly, Renee / Lassiter, Amanda / Prophete, Sandie
/ Rutherford, Joann

Women's Golf

Berkmeyer, Barbara

Women's Swimming & Diving

Bouchard, Dominique / Buchheister-Lindo, Denise /
DeForrest, Patty / Effinger, Julie / Tietjen, Susan

Women's Tennis

Wilson, Helen

Women's Track & Field/Cross Country

Brooks, Ann Marie / Davis, Rebecca / Dornhoefer,
Sabrina / Dunlap, Rosalyn / Fischer, Andrea /
Kaiser, Natasha / LeBlanc, Teri / Myers, Christi /
Patten, Ashley / Richardson, Lorinda / Wysong,
Ashley

Wrestling

Askren, Ben / Askren, Max / Ellis, Mark / Fry,
Shaon / Kopnisky, Bob / Lampitt, Ed / Roper, Wes
/ Sappington, Guy / Whelan, Khrist / Whitney,
Vernon "Hap" / Woodley, Tyron