

INF CHRIS CORNELIUS  
ST. LOUIS, MO.

OF/INF KAMERON MISNER  
POPLAR BLUFF, MO.

LHP TJ SIKKEMA  
DEWITT, IOWA

OF CONNOR BRUMFIELD  
COLUMBIA, MO.

LHP TYLER LAPLANTE  
BLUE SPRINGS, MO.

I'M FROM MISSOURI, AND YOU HAVE GOT TO

**SHOW  ME**

- WILLIAM DUNCAN VANDIVER (1899)

# 2019 **MIZZOU** BASEBALL RECORD BOOK



**MEDIA INFORMATION**

Quick Facts	2
Mizzou Communications Staff	3
Roster - Numerical	4
Roster - Alphabetical	5
University/Athletics Leadership	6-8

**MEET THE TIGERS**

Connor Brumfield / Cameron Dulle	9
Paul Gomez / Jordan Gubelman	10
Zach Hanna / Spencer Juergens	11
Tyler LaPlante / Trevor Mallett	12
Tony Ortiz / Jacob Cantleberry	13
Chris Cornelius / Austin James	14
Art Joven / Jake Matheny	15
Kameron Misner / TJ Sikkema	16
Lukas Veinbergs / Peter Zimmerman	17
Luke Anderson / Konnor Ash	18
Ian Bedell / Thomas Broyles	19
Trey Dillard / Chad McDaniel	20
Alex Peterson / Clayton Peterson	21
Cameron Pferrer / Mark Vierling	22
Seth Halvorsen / Josh Holt Jr.	23
Nick Lommen / Luke Mann	23
Tre Morris / Ty Olejnik	24
Trae Robertson / Tommy Springer	24
Cameron Swanger / Nick Swanson	25

**COACHES & STAFF**

Steve Bieser	26-27
Lance Rhodes / Fred Corral	28
Jake Epstein / Jae Fadde	29
Austin Tribby / Brett Peel	30
Support Staff	31

**2018 SEASON IN REVIEW**

Season Stats	32
SEC Only Stats	33
Results Summary	34
Miscellaneous Stats	35

**PROGRAM HISTORY**

Game / Season Records	36
Season Hitting Records	37
Season Pitching Records	38
Career Hitting Records	39
Career Pitching Records	40
Year-by-Year Hitting Leaders	41-43
Year-by-Year Pitching Leaders	43-45
Year-by-Year Hitting Snapshot	46
Year-by-Year Pitching Snapshot	47
Year-by-Year Team Snapshot	48
Year-by-Year Results	49-55
Postseason History	56-57
Honors / Awards	58-59
Tigers in MLB Draft	60-61
Baseball in Mizzou Athletics HOF	62-64
Retired Numbers	65
All-Time Letterwinners	66-69
All-Time Series Records	70

*\*For any media inquiries for the 2019 campaign, please contact Assistant Director of Strategic Communications, Andy Oldenburg (oldenburga@missouri.edu)*





## GENERAL

Name of School: \_\_\_\_\_ University of Missouri  
City/Zip: \_\_\_\_\_ Columbia, Mo., 65205  
Founded: \_\_\_\_\_ 1839  
Enrollment: \_\_\_\_\_ 29,866 (Fall 2018)  
Nickname / Colors: \_\_\_\_\_ Tigers / Black & Gold  
Stadium: \_\_\_\_\_ Taylor Stadium at Simmons Field  
Capacity: \_\_\_\_\_ 3,031  
Affiliation / Conference: \_\_\_\_\_ NCAA Division I / Southeastern  
Chancellor: \_\_\_\_\_ Dr. Alexander Cartwright (Iowa, '89)  
Faculty Athletics Rep.: \_\_\_\_\_ Pamela Hinton (Wisconsin, '91)  
Director of Athletics: \_\_\_\_\_ Jim Sterk (Western Washington, '80)  
Baseball Sport Administrator: \_\_\_\_\_ Tim Hickman (Missouri, '89)  
Athletic Dept. Phone: \_\_\_\_\_ (573) 882-6501  
Ticket Office Phone: \_\_\_\_\_ 1-800-CAT-PAWS or (573) 884-PAWS

## HISTORY

First Year of Baseball: \_\_\_\_\_ 1891  
All-Time Record (125 years): \_\_\_\_\_ 2,324-1,583-20 (.594)  
All-Time SEC Record (Six years): \_\_\_\_\_ 66-114 (.367)  
NCAA Tournament Appearances: \_\_\_\_\_ 15  
Last NCAA Tournament Appearance: \_\_\_\_\_ 2012  
College World Series Appearances: \_\_\_\_\_ 6  
Last College World Series Appearance: \_\_\_\_\_ 1964  
Regular Season Conference Titles: \_\_\_\_\_ 24  
Last Conference Title: \_\_\_\_\_ 1996 (Big Eight)  
Conference Tournament Titles: \_\_\_\_\_ 3  
Last Conference Tournament Title: \_\_\_\_\_ 2012 (Big 12)

## COACHING / SUPPORT STAFF

Head Coach: \_\_\_\_\_ Steve Bieser  
Alma Mater: \_\_\_\_\_ Southeast Missouri, '89  
Record at Mizzou / Years: \_\_\_\_\_ 70-45 (.609) / Two  
Overall Record / Years: \_\_\_\_\_ 208-142 (.594) / Six  
Assistant Coach / Recruiting: \_\_\_\_\_ Lance Rhodes  
Alma Mater: \_\_\_\_\_ Southeast Missouri, '08  
Assistant Coach / Pitching: \_\_\_\_\_ Fred Corral  
Alma Mater: \_\_\_\_\_ Sacramento State, '98  
Assistant Coach / Hitting: \_\_\_\_\_ Jake Epstein  
Alma Mater: \_\_\_\_\_ Cal State Fullerton, '00  
Director of Baseball Operations: \_\_\_\_\_ Jae Fadde  
Alma Mater: \_\_\_\_\_ Purdue, '08  
Graduate Assistant: \_\_\_\_\_ Austin Tribby  
Alma Mater: \_\_\_\_\_ Missouri, '16  
Graduate Assistant: \_\_\_\_\_ Brett Peel  
Alma Mater: \_\_\_\_\_ Missouri, '15

## TEAM INFORMATION

2018 Record: \_\_\_\_\_ 34-22  
SEC Record / Finish \_\_\_\_\_ 12-18 / Sixth SEC East  
Letterwinners Returning / Lost: \_\_\_\_\_ 17 / 11  
Starters Returning / Lost: \_\_\_\_\_ 5 / 5  
Pitchers Returning / Lost: \_\_\_\_\_ 8 / 5  
Newcomers: \_\_\_\_\_ 21  
True Freshmen / Transfers: \_\_\_\_\_ 10 / 11

## STRATEGIC COMMUNICATIONS

Primary Baseball Contact: \_\_\_\_\_ Andy Oldenburg  
Office / Cell Phone: \_\_\_\_\_ (573) 882-1645 / (573) 289-8263  
Email: \_\_\_\_\_ oldenburga@missouri.edu  
Fax: \_\_\_\_\_ (573) 882-4720  
Press Box Phone: \_\_\_\_\_ (573) 884-8912  
Mailing Address: \_\_\_\_\_ PO Box 677, Hearnes Center  
Columbia, Mo. 65205  
Shipping Address: \_\_\_\_\_ 371 Hearnes Center  
Columbia, Mo. 65205  
Mizzou Athletics Website: \_\_\_\_\_ MUTigers.com

## SCHEDULE


Date	Opponent	Location	Time (CST)
Feb. 15	at North Florida	Jacksonville, Fla.	5:05 p.m.
Feb. 16	at North Florida	Jacksonville, Fla.	1:05 p.m.
Feb. 17	at North Florida	Jacksonville, Fla.	12:05 p.m.
Feb. 19	at Florida A&M	Tallahassee, Fla.	3 p.m.
Feb. 21	Northeastern ^	Fort Myers, Fla.	6 p.m.
Feb. 22	Rhode Island ^	Fort Myers, Fla.	5 p.m.
Feb. 23	Rhode Island ^	Fort Myers, Fla.	1 p.m.
Feb. 24	Rhode Island ^	Fort Myers, Fla.	10 a.m.
<b>Feb. 26</b>	<b>Alabama A&amp;M</b>	<b>Taylor Stadium</b>	<b>4 p.m.</b>
March 1	at Central Arkansas	Conway, Ark.	6:30 p.m.
March 2	South Dakota State ^	Conway, Ark.	3 p.m.
<b>March 5</b>	<b>Kansas State</b>	<b>Taylor Stadium</b>	<b>3 p.m.</b>
<b>March 8</b>	<b>Northwestern</b>	<b>Taylor Stadium</b>	<b>6:30 p.m.</b>
<b>March 9</b>	<b>Northwestern</b>	<b>Taylor Stadium</b>	<b>2 p.m.</b>
<b>March 10</b>	<b>Northwestern</b>	<b>Taylor Stadium</b>	<b>1 p.m.</b>
<b>March 12</b>	<b>Arkansas State</b>	<b>Taylor Stadium</b>	<b>6:30 p.m.</b>
<b>March 13</b>	<b>Arkansas State</b>	<b>Taylor Stadium</b>	<b>4 p.m.</b>
March 15	at Arkansas *	Fayetteville, Ark.	6:30 p.m.
March 16	at Arkansas *	Fayetteville, Ark.	2 p.m.
March 17	at Arkansas *	Fayetteville, Ark.	1:30 p.m.
<b>March 19</b>	<b>Murray State</b>	<b>Taylor Stadium</b>	<b>6:30 p.m.</b>
<b>March 20</b>	<b>Murray State</b>	<b>Taylor Stadium</b>	<b>4 p.m.</b>
<b>March 22</b>	<b>Ole Miss *</b>	<b>Taylor Stadium</b>	<b>6 p.m.</b>
<b>March 23</b>	<b>Ole Miss *</b>	<b>Taylor Stadium</b>	<b>7 p.m.</b>
<b>March 24</b>	<b>Ole Miss *</b>	<b>Taylor Stadium</b>	<b>2 p.m.</b>
March 26	at UTSA	San Antonio, Texas	6 p.m.
March 27	at Incarnate Word	San Antonio, Texas	6:30 p.m.
March 29	at Texas A&M *	College Station, Texas	6:30 p.m.
March 30	at Texas A&M *	College Station, Texas	2 p.m.
March 31	at Texas A&M *	College Station, Texas	1 p.m.
<b>April 2</b>	<b>Saint Louis</b>	<b>Taylor Stadium</b>	<b>6 p.m.</b>
<b>April 5</b>	<b>Kentucky *</b>	<b>Taylor Stadium</b>	<b>6:30 p.m.</b>
<b>April 6</b>	<b>Kentucky *</b>	<b>Taylor Stadium</b>	<b>2 p.m.</b>
<b>April 7</b>	<b>Kentucky *</b>	<b>Taylor Stadium</b>	<b>1 p.m.</b>
April 9	at SIU Edwardsville	Edwardsville, Ill.	6 p.m.
<b>April 12</b>	<b>LSU *</b>	<b>Taylor Stadium</b>	<b>6:30 p.m.</b>
<b>April 13</b>	<b>LSU *</b>	<b>Taylor Stadium</b>	<b>5 p.m.</b>
<b>April 14</b>	<b>LSU *</b>	<b>Taylor Stadium</b>	<b>noon</b>
April 16	at Missouri State	Springfield, Mo.	6:30 p.m.
April 18	at Georgia *	Athens, Ga.	5 p.m.
April 19	at Georgia *	Athens, Ga.	6 p.m.
April 20	at Georgia *	Athens, Ga.	11 a.m.
<b>April 23</b>	<b>Missouri State</b>	<b>Taylor Stadium</b>	<b>6 p.m.</b>
<b>April 26</b>	<b>South Carolina *</b>	<b>Taylor Stadium</b>	<b>6:30 p.m.</b>
<b>April 27</b>	<b>South Carolina *</b>	<b>Taylor Stadium</b>	<b>6:30 p.m.</b>
<b>April 28</b>	<b>South Carolina *</b>	<b>Taylor Stadium</b>	<b>2 p.m.</b>
<b>April 30</b>	<b>Southeast Missouri</b>	<b>Taylor Stadium</b>	<b>6 p.m.</b>
May 3	at Tennessee *	Knoxville, Tenn.	5:30 p.m.
May 4	at Tennessee *	Knoxville, Tenn.	11 a.m.
May 5	at Tennessee *	Knoxville, Tenn.	1 p.m.
May 10	at Vanderbilt *	Nashville, Tenn.	6:30 p.m.
May 11	at Vanderbilt *	Nashville, Tenn.	2 p.m.
May 12	at Vanderbilt *	Nashville, Tenn.	1 p.m.
<b>May 16</b>	<b>Florida *</b>	<b>Taylor Stadium</b>	<b>6:30 p.m.</b>
<b>May 17</b>	<b>Florida *</b>	<b>Taylor Stadium</b>	<b>6:30 p.m.</b>
<b>May 18</b>	<b>Florida *</b>	<b>Taylor Stadium</b>	<b>2 p.m.</b>
May 21-26	SEC Tournament	Hoover, Ala.	TBA
May 31 - June 3	NCAA Regional	TBA	TBA
June 7-10	NCAA Super Regional	TBA	TBA
June 15-26	College World Series	Omaha, Neb.	TBA

^ neutral site

\* Southeastern Conference

**BOLD** denotes home game





**NICK JOOS**  
Deputy A.D.



**CHAD MOLLER**  
Associate A.D.



**KATE LAKIN**  
Sr. Associate Director

#### GENERAL INFORMATION

352 Hearnes Center, 600 Stadium Blvd., Columbia, MO 65211

Located on 2nd floor of Hearnes / east end of hallway separating  
Hearnes arena & fieldhouse (overlooking fieldhouse)

#### STAFF DIRECTORY

##### **NICK JOOS (joosn@missouri.edu) - Deputy AD**

Sport Responsibilities: Department Spokesman, FOIA Requests

Alma Mater: Iowa State, 1987 \_\_\_\_\_ Joined Mizzou: 2017

Office: 573-882-6501 \_\_\_\_\_ Cell: 573-289-1451

##### **CHAD MOLLER (mollerc@missouri.edu) - Associate A.D.**

Sport Responsibilities: Football, Women's Golf

Alma Mater: Mizzou, 1991 \_\_\_\_\_ Joined Mizzou: 1992

Office: 573-882-0712 \_\_\_\_\_ Cell: 573-268-3110

##### **KATE LAKIN (lakinke@missouri.edu) - Sr. Associate Director**

Sport Responsibilities: Gymnastics, Swimming & Diving, Tennis

Alma Mater: Boston, 2005 \_\_\_\_\_ Joined Mizzou: 2005

Office: 573-884-8519 \_\_\_\_\_ Cell: 573-356-6114

##### **SHAWN DAVIS (davisshaw@missouri.edu) - Assistant AD**

Sport Responsibilities: Football, Wrestling, Digital Projects

Alma Mater: Mizzou, 2007 \_\_\_\_\_ Joined Mizzou: 2009

Office: 573-882-0711 \_\_\_\_\_ Cell: 573-268-4275

##### **R.J. LAYTON (laytonr@missouri.edu) - Associate Director**

Sport Responsibilities: Men's Basketball, Men's Golf

Alma Mater: Mizzou, 2014 \_\_\_\_\_ Joined Mizzou: 2015

Office: 573-882-7826 \_\_\_\_\_ Cell: 765-491-5348

##### **ANDREW MELROE (melroea@missouri.edu) - Associate Director**

Sport Responsibilities: Women's Basketball, Track & Field

Alma Mater: Mizzou, 2014 \_\_\_\_\_ Joined Mizzou: 2016

Office: 573-882-7167 \_\_\_\_\_ Cell: 651-343-3272

##### **ANDY OLDENBURG (oldenburga@missouri.edu) - Assistant Director**

Sport Responsibilities: Baseball, Volleyball

Alma Mater: Mizzou, 2010 \_\_\_\_\_ Joined Mizzou: 2013

Office: 573-882-1645 \_\_\_\_\_ Cell: 314-954-2400

##### **MARIO BRAVANTE (bravantem@missouri.edu) - Assistant**

Sport Responsibilities: Softball, Soccer

Alma Mater: Mizzou, 2017 \_\_\_\_\_ Joined Mizzou: 2018

Office: 573-882-0614 \_\_\_\_\_ Cell: 559-967-2614

##### **ALI FISHER (fisheraj@missouri.edu) - Assistant AD**

Alma Mater: Toledo, 2012 \_\_\_\_\_ Joined Mizzou: 2014

Office: 573-884-2437 \_\_\_\_\_ Cell: 513-292-6456

##### **HOLLY WEBER (weberhm@missouri.edu) - Digital Media Assistant**

Alma Mater: Carthage College, 2014 \_\_\_\_\_ Joined Mizzou: 2018

Office: 573-884-2250 \_\_\_\_\_ Cell: 262-496-1787

##### **ZACH BLAND (blandz@missouri.edu) - Photography**

Alma Mater: Auburn, 2015 \_\_\_\_\_ Joined Mizzou: 2018

Office: N/A \_\_\_\_\_ Cell: 719-200-4074



**SHAWN DAVIS**  
Assistant AD




**R.J. LAYTON**  
Associate Director



**ANDREW MELROE**  
Associate Director



**ANDY OLDENBURG**  
Assistant Director



**MARIO BRAVANTE**  
Assistant



**ALI FISHER**  
Assistant AD



**HOLLY WEBER**  
Digital Media Assistant



**ZACH BLAND**  
Director of Photography





NO.	NAME	YR.	POS.	B/T	HT.	WT.	HOMETOWN / LAST SCHOOL
1	Josh Holt Jr.	Fr.	OF	L/R	5-9	160	McDonough, Ga. / Eagles Landing Christian Academy
2	Thomas Broyles	So.	OF	L/L	5-11	184	Fayetteville, Ark. / Northwest Florida State College
3	Paul Gomez	Sr.	INF	R/R	5-9	180	Orange, Calif. / Cypress College
4	Tommy Springer	Fr.	RHP	R/R	6-1	205	Apple Valley, Minn. / Eastview HS
5	Tre Morris	Fr.	C	R/R	5-10	190	Columbia, Mo. / Battle HS
6	Seth Halvorsen	Fr.	RHP/INF	R/R	6-1	198	North Plymouth, Minn. / Heritage Christian Academy
7	Chris Cornelius	Jr.	INF	R/R	6-0	186	St. Louis, Mo. / Vianney HS
8	Connor Brumfield	Sr.	OF	L/R	5-11	174	Columbia, Mo. / Rock Bridge HS
9	Mark Vierling	So.	INF	R/R	5-10	179	St. Louis, Mo. / CBC HS
10	Clayton Peterson	So.	OF	R/R	5-9	165	Edmond, Okla. / Northern Oklahoma CC
11	Konnor Ash	So.	RHP	R/R	5-11	191	Plainfield, Ill. / Plainfield South HS
12	Tyler LaPlante	Sr.	LHP	R/L	6-2	214	Blue Springs, Mo. / Johnson County CC
13	Cameron Swanger	Fr.	INF	R/R	6-5	210	Loveland, Ohio / Archbishop Moeller HS
14	Alex Peterson	So.	OF	R/R	5-9	170	Edmond, Okla. / Cowley College
16	Luke Mann	Fr.	RHP/INF	L/R	6-2	200	St. Louis, Mo. / Vianney HS
17	TJ Sikkema	Jr.	LHP	L/L	6-0	221	DeWitt, Iowa / Central Clinton HS
18	Art Joven	Jr.	LHP	R/L	6-0	170	Bakersfield, Calif. / College of the Sequoias
19	Luke Anderson	So.	RHP	R/R	6-1	187	Prairie Village, Kan. / Shawnee Mission East HS
20	Chad McDaniel	So.	C	S/R	6-3	215	Coral Springs, Fla. / Stoneman Douglas HS
21	Jacob Cantleberry	Jr.	LHP	L/L	6-1	180	Greenwood, Ind. / San Jacinto JC
23	Austin James	Jr.	INF	R/R	6-2	190	Valrico, Fla. / State College of Florida
24	Nick Swanson	Fr.	RHP	R/R	6-0	205	Kennesaw, Ga. / Mount Paran Christian School
25	Ty Olejnik	Fr.	OF	L/L	6-3	205	Menomonee Falls, Wisc. / Hamilton HS
26	Trevor Mallett	Sr.	C	R/R	6-1	218	Torrance, Calif. / Santa Rosa JC
27	Jake Matheny	Jr.	C	R/R	6-3	190	Weldon Springs, Mo. / San Jacinto JC
28	Tony Ortiz	Sr.	INF	L/L	6-1	190	Olympia, Wash. / Lane CC
30	Kameron Misner	Jr.	INF/OF	L/L	6-4	213	Poplar Bluff, Mo. / Poplar Bluff HS
32	Ian Bedell	So.	RHP	R/R	6-2	198	Davenport, Iowa / Davenport Central HS
35	Cameron Dulle	Sr.	RHP	R/R	6-3	208	St. Louis, Mo. / Oakville HS
39	Lukas Veinbergs	Jr.	RHP	R/R	6-0	198	Pinckney, Mich. / San Jacinto JC
40	Peter Zimmerman	Jr.	INF	R/R	6-3	225	St. Louis, Mo. / San Jacinto JC
41	Nick Lommen	Fr.	LHP	R/L	6-4	185	Minnetonka, Minn. / Minnetonka HS
42	Cameron Pferrer	So.	RHP	R/R	5-11	182	Carmel, Ind. / Carmel HS
43	Spencer Juergens	Sr.	RHP	R/R	6-4	230	Washington, Mo. / Houston
44	Zach Hanna	Sr.	OF	L/L	6-1	203	Shawnee, Kan. / Iowa Western CC
47	Trey Dillard	So.	RHP	R/R	6-0	195	Phoenix, Ariz. / San Jacinto JC
48	Trae Robertson	Fr.	LHP	L/L	6-5	190	Columbia, Mo. / Hickman HS
49	Jordan Gubelman	Sr.	RHP	R/R	6-3	225	Sarasota, Fla. / State College of Florida

**Head Coach:** Steve Bieser (Third Season)**Assistant Coach / Recruiting:** Lance Rhodes (Third Season)**Assistant Coach / Pitching:** Fred Corral (Second Season)**Assistant Coach / Hitting:** Jake Epstein (First Season)**Director of Baseball Operations:** Jae Fadde (Second Season)**Graduate Manager:** Austin Tribby (Second Season)**Graduate Manager:** Brett Peel (Second Season)**Athletic Trainer:** Brett Sigley (First Season)





NO.	NAME	YR.	POS.	B/T	HT.	WT.	HOMETOWN / LAST SCHOOL
19	Luke Anderson	So.	RHP	R/R	6-1	187	Prairie Village, Kan. / Shawnee Mission East HS
11	Konnor Ash	So.	RHP	R/R	5-11	191	Plainfield, Ill. / Plainfield South HS
32	Ian Bedell	So.	RHP	R/R	6-2	198	Davenport, Iowa / Davenport Central HS
2	Thomas Broyles	So.	OF	L/L	5-11	184	Fayetteville, Ark. / Northwest Florida State College
8	Connor Brumfield	Sr.	OF	L/R	5-11	174	Columbia, Mo. / Rock Bridge HS
21	Jacob Cattleberry	Jr.	LHP	L/L	6-1	180	Greenwood, Ind. / San Jacinto CC
7	Chris Cornelius	Jr.	INF	R/R	6-0	186	St. Louis, Mo. / Vianney HS
47	Trey Dillard	So.	RHP	R/R	6-0	195	Phoenix, Ariz. / San Jacinto CC
35	Cameron Dulle	Sr.	RHP	R/R	6-3	208	St. Louis, Mo. / Oakville HS
3	Paul Gomez	Sr.	INF	R/R	5-9	180	Orange, Calif. / Cypress College
49	Jordan Gubelman	Sr.	RHP	R/R	6-3	225	Sarasota, Fla. / State College of Florida
6	Seth Halvorsen	Fr.	RHP/INF	R/R	6-1	198	North Plymouth, Minn. / Heritage Christian Academy
44	Zach Hanna	Sr.	OF	L/L	6-1	203	Shawnee, Kan. / Iowa Western CC
1	Josh Holt Jr.	Fr.	OF	L/R	5-9	160	McDonough, Ga. / Eagles Landing Christian Academy
23	Austin James	Jr.	INF	R/R	6-2	190	Valrico, Fla. / State College of Florida
18	Art Joven	Jr.	LHP	R/L	6-0	170	Bakersfield, Calif. / College of the Sequoias
43	Spencer Juergens	Sr.	RHP	R/R	6-4	230	Washington, Mo. / Houston
12	Tyler LaPlante	Sr.	LHP	R/L	6-2	214	Blue Springs, Mo. / Johnson County CC
41	Nick Lommen	Fr.	LHP	R/L	6-4	185	Minnetonka, Minn. / Minnetonka HS
26	Trevor Mallett	Sr.	C	R/R	6-1	218	Torrance, Calif. / Santa Rosa JC
16	Luke Mann	Fr.	RHP/INF	L/R	6-2	200	St. Louis, Mo. / Vianney HS
27	Jake Matheny	Jr.	C	R/R	6-3	190	Weldon Springs, Mo. / San Jacinto CC
20	Chad McDaniel	So.	C	S/R	6-3	215	Coral Springs, Fla. / Stoneman Douglas HS
30	Kameron Misner	Jr.	INF/OF	L/L	6-4	213	Poplar Bluff, Mo. / Poplar Bluff HS
5	Tre Morris	Fr.	C	R/R	5-10	190	Columbia, Mo. / Battle HS
25	Ty Olejnik	Fr.	OF	L/L	6-3	205	Menomonee Falls, Wisc. / Hamilton HS
28	Tony Ortiz	Sr.	INF	L/L	6-1	190	Olympia, Wash. / Lane CC
14	Alex Peterson	So.	OF	R/R	5-9	170	Edmond, Okla. / Cowley College
10	Clayton Peterson	So.	OF	R/R	5-9	165	Edmond, Okla. / Northern Oklahoma CC
42	Cameron Pferrer	So.	RHP	R/R	5-11	182	Carmel, Ind. / Carmel HS
48	Trae Robertson	Fr.	LHP	L/L	6-5	190	Columbia, Mo. / Hickman HS
17	TJ Sikkema	Jr.	LHP	L/L	6-0	221	DeWitt, Iowa / Central Clinton HS
4	Tommy Springer	Fr.	RHP	R/R	6-1	205	Apple Valley, Minn. / Eastview HS
13	Cameron Swanger	Fr.	INF	R/R	6-5	210	Loveland, Ohio / Archbishop Moeller HS
24	Nick Swanson	Fr.	RHP	R/R	6-0	205	Kennesaw, Ga. / Mount Paran Christian School
39	Lukas Veinbergs	Jr.	RHP	R/R	6-0	198	Pinckney, Mich. / San Jacinto CC
9	Mark Vierling	So.	INF	R/R	5-10	179	St. Louis, Mo. / CBC HS
40	Peter Zimmerman	Jr.	INF	R/R	6-3	225	St. Louis, Mo. / San Jacinto CC

**Head Coach:** Steve Bieser (Third Season)**Assistant Coach / Recruiting:** Lance Rhodes (Third Season)**Assistant Coach / Pitching:** Fred Corral (Second Season)**Assistant Coach / Hitting:** Jake Epstein (First Season)**Director of Baseball Operations:** Jae Fadde (Second Season)**Graduate Manager:** Austin Tribby (Second Season)**Graduate Manager:** Brett Peel (Second Season)**Athletic Trainer:** Brett Sigley (First Season)





**DR. MUN Y. CHOI**  
PRESIDENT, UNIVERSITY OF MISSOURI  
Second Year  
Illinois, '87

Mun Y. Choi was named the 24th president in the history of the University of Missouri System in November 2016, and began in March 2017. As president, Dr. Choi serves as the chief executive and academic officer of the UM System, a land-grant institution that provides centralized administration for four universities, a health care system, and extension program, and ten research and technology parks. Dr. Choi oversees all academic, public, business, financial and related affairs of the UM System under the policies and general supervision of the University of Missouri Board of Curators.

As a product of and passionate champion for public higher education, Dr. Choi advocates tirelessly on behalf of the four universities of the UM System with state and national business, political and civic leaders to achieve excellence. In partnership with the board and university leadership, Dr. Choi introduced a new collective vision for the UM System in September 2018: to advance the opportunities for success and well-being in Missouri, the nation and the world through transformative teaching, research, innovation, engagement and inclusion.

To fulfill this vision, Dr. Choi also announced the Missouri Compacts for Achieving Excellence in September 2018. The Missouri Compacts are a promise to achieve excellence through student success; research and creative works; engagement and outreach; inclusive excellence; and planning, operations and stewardship to best serve our students and Missourians. Supported by one-time investments of up to \$260 million from the UM System, the Missouri Compacts support the universities' five-year strategic plans.

Before serving as the UM System president, Dr. Choi's 25-year career in higher education included serving as assistant and associate professor at the University of Illinois at Chicago (1994-2000), department head of mechanical engineering and mechanics at Drexel University (2000-2008), then dean of engineering at the University of Connecticut (UConn) (2008-2012). Later, he took on the role of provost and executive vice president at UConn (2012-2017). Dr. Choi is married with three children and resides in Columbia, Mo.

## MU SYSTEM BOARD OF CURATORS

**JULIA G. BRNCIC**

St. Louis

**JOHN R. PHILLIPS**

Kansas City

**DARRYL CHATMAN**

St. Louis

**PHILLIP H. SNOWDEN**

Kansas City

**JAMIE FARMER**

Jefferson City

**DAVID L. STEELMAN**

Rolla

**MAURICE B. GRAHAM**

Clayton

**JON T. SUNDVOLD**

Columbia

**JEFFREY L. LAYMAN**

Springfield





**DR. ALEXANDER N. CARTWRIGHT**  
CHANCELLOR, UNIVERSITY OF MISSOURI  
Second Year  
IOWA, '89

Since joining the University of Missouri in August 2017, Chancellor Alexander N. Cartwright has continuously advocated for student success initiatives, growth of scholarship across all disciplines and Increased efforts to improve engagement with Missourians and beyond.

During 2018, Dr. Cartwright led MU in developing a blueprint for the next five years — The Flagship of the Future. This strategic planning document lays groundwork for innovation and growth at Missouri's flagship, land grant university.

Shortly after arriving at MU during fall 2017, Dr. Cartwright announced the Missouri Land Grant program, a commitment to helping students who are Pell Grant eligible by covering their tuition and fees. He has since launched programs designed to improve retention and graduation rates as well as post-graduation outcomes for students.

As part of the strategic planning process, MU has developed a roadmap for significantly increasing it's more than \$200+ million annual research expenditures, along with other key scholarship metrics, by creating faculty development and support programs. He continues to focus on economic development as an outcome of being a research university across the state — building on the current annual \$3.9 billion economic impact MU has on Missouri.

During his first year on campus, MU experienced a record year for cash donations as the university's endowment — and ongoing capital campaign, 'Our Time to Lead' — exceeded the \$1 billion mark.

Dr. Cartwright came to MU from the State University of New York (SUNY) where he served as provost and executive vice chancellor from September 2014 to July 2017. At SUNY Dr. Cartwright oversaw a broad portfolio, including academic policy, enrollment management, and more.

Dr. Cartwright came to the role of SUNY's provost from the University at Buffalo, State University of New York (UB), where he served on faculty since 1995. At UB, he held several senior administrative positions, including vice president for research and economic development and acting executive director of the New York State Center of Excellence in Bioinformatics and Life Sciences. In these roles, he was responsible for campus/industry relations, research funding and compliance, and research support for UB and the Center.

An internationally recognized researcher and scholar in the area of optical sensors, he is a fellow of the American Association for the Advancement of Science, SPIE, and the National Academy of Inventors. Dr. Cartwright is a prior winner of both the National Science Foundation CAREER Award and the Office of Naval Research Young Investigator Award. In addition, he earned the 2002 SUNY Chancellor's award for excellence in teaching.

A native of the Bahamas, Dr. Cartwright holds a PhD in electrical and computer engineering from the University of Iowa. He and his wife Melinda have two children, both now in college, Andrew and Alyssa.





**JIM STERK**  
DIRECTOR OF ATHLETICS  
Third Year  
Western Washington, '80

Jim Sterk was named Mizzou's 20th Director of Athletics on Aug., 9, 2016, following highly successful tenures leading intercollegiate athletics programs at San Diego State, Washington State and Portland State.

Sterk's vision for Mizzou Athletics, Win It Right, is built upon the core values of Respect, Integrity, Gratitude, Humility and Together, and in his first two years in Columbia, the department has achieved unprecedented academic and athletic success under his leadership.

In the classroom, 265 Mizzou student-athletes received 2017-18 SEC Honor Roll recognition, 332 garnered University Dean's List status for at least one semester and 13 teams registered a 3.00 grade-point average for the 2018 Spring term. Tiger student-athletes also spent over 4,400 hours volunteering with more than 50 organizations in Columbia and the surrounding communities. The student-athlete body posted an overall record GPA of 3.04 in 2017-18 and 103 student-athletes earned their MU degrees.

The department also scored well in the NCAA's academic metrics, as MU registered a school-record Graduation Success Rate (GSR) score of 91, which ranked third in the SEC, and marked a three-point improvement over the previous record mark. Mizzou, which has either equaled or improved its GSR score for 11-consecutive years, posted SEC-leading GSR scores in baseball (97), women's basketball (100), women's golf (100), women's gymnastics (100), women's tennis (100) and volleyball (100).

In the 2017 Federal Graduation Rates survey, Mizzou ranked second in the SEC with its 72 percent mark, a performance which also matched the highest mark in program history (72 percent in 2014-15) and was three points higher than the University's average for all students during that same period.

Mizzou equaled its best finish ever in the Learfield Directors' Cup standings in 2017-18, as it totaled 660.75 points, just two shy of its record total from a season ago, to finish 33rd nationally for the second-straight year. A record 17 of the Tigers' 20 programs were represented in postseason competition with a school-record 15 earning Directors' Cup points. Mizzou captured a pair of conference championships (Mizzou Wrestling won the MAC regular season and tournament crowns) while 11 teams ranked in the nation's Top 25 of their respective sports (or finished in the Top 25) at some point in 2017-18.

Ranking 33rd in back-to-back years marked Mizzou's best two-year finish since the Directors' Cup was established in 1993-94. Prior to this two-year stretch, Mizzou had averaged a finish of 58th in the annual competition as the school's 20 programs have shined since Sterk took the department's helm.

Mizzou had Top 25 2017-18 NCAA Championship finishes in wrestling (sixth), women's indoor track & field (ninth), women's outdoor track & field (11th), women's swimming and diving (15th), volleyball (Sweet 16) and men's swimming and diving (23rd). It also marked the first time since 1981-82 that Mizzou Football played in a bowl game and both Tiger Basketball teams reached the NCAA Tournament in the same academic year.

Track & Field standout Karissa Schweizer (3,000m and 5,000m at the NCAA Indoor Championships; 5,000m at NCAA Outdoor Championships) captured three more NCAA individual titles as a senior and finished her collegiate career with six national championships. Mizzou also produced five season-ending conference award winners, 14 individual conference champions, 53 All-Conference award winners and 40 All-America honors in 10 different sports.

In his first year in Columbia, Mizzou Athletics achieved academic, athletic and administrative success, too.

Academically, 269 Mizzou student-athletes received 2016-17 SEC Honor Roll recognition, 303 earned University Dean's List status for at least one semester, 14 teams registered a 3.00 grade-point average for the Spring 2017 semester and four teams recorded perfect NCAA Academic Progress Rate marks of 1,000—women's golf, women's tennis, soccer and volleyball. Tiger student-athletes also spent over 4,800 hours volunteering with more than 50 organizations in Columbia and the surrounding communities.

Fueled by Top 16 NCAA Championship finishes in wrestling (fifth), women's indoor track & field (eighth), men's swimming & diving (ninth), women's swimming & diving (13th), women's cross

country (16th) and volleyball (Sweet 16), Mizzou ranked a program-best 33rd in the 2016-17 Learfield Directors' Cup standings with a school-record 662.75 points. The Tigers had not finished better than 36th prior to 2016-17.

In 2016-17, 16 Mizzou teams were represented in NCAA postseason play, two teams won conference championships (volleyball and wrestling) and 10 squads ranked among the nation's Top 25 in their respective sports at season's end (either at their respective NCAA Championship or season-ending ranking).

In addition, two Tigers combined to win four NCAA individual championships as wrestler J'den Cox won his third national title at 197 lbs., and Schweizer became just the fourth female in NCAA history to win the distance triple crown (cross country, indoor 5,000m and outdoor 5,000m national titles), and first since 2008. Mizzou also produced 13 individual conference champions and had 31 student-athletes earn 69 All-America certificates in 11 different sports.

The generosity, loyalty and passion of more than 7,000 donors allowed the Tiger Scholarship Fund (TSF) to raise a school-record \$50.4 million during the 2016-17 fiscal year, shattering the previous record by more than \$4.7 million. TSF's record-breaking total, which included new pledges and cash gifts, was aided by a school-record 11 gifts of \$1 million or more, and marked just the second time in school history that the TSF surpassed the \$40 million threshold in philanthropic support and just the fifth time it topped the \$30 million plateau.

Working with the Missouri Board of Curators, Sterk secured approval for Kansas City-based Populous to design the Memorial Stadium South End Zone facility which is scheduled to come on-line in 2019. This game-changing project for Tiger Football will include coaches offices, a locker room, training room, weight room and team meeting rooms as well as new premium seating opportunities for Mizzou fans.

Sterk joined the Mizzou family from San Diego State, where he enjoyed a six-year tenure that was highlighted by the most successful five-year run in Aztec history with 32 team conference championships from 2011-12 thru 2015-16, including a Mountain West Conference-leading 28 titles in that span, and the nation's fourth-highest combined winning percentage in football and men's basketball. In addition, SDSU was one of only four schools nationally to have appeared in six consecutive NCAA tournaments and have its football team play in five straight bowl games over that stretch.

SDSU set a school-record with 13 programs setting multi-year highs in the 2016 Academic Progress Report released by the NCAA with 313 student-athletes honored for their academic achievements. The athletic department also enjoyed a record fundraising year for scholarships and a new basketball facility.

For his efforts, Sterk was named the 2015-2016 Under Armour Athletic Director of the Year by the National Association of Collegiate Directors of Athletics, which highlights the efforts of athletic directors for their commitment and positive contributions to student-athletes, campuses and their surrounding communities. Sterk was also appointed to the NCAA Division I Men's Basketball Committee as the Mountain West Conference's representative, however, he had to relinquish that prestigious position when he took over at Mizzou.

Sterk went to SDSU from Washington State University, where he served as athletics director from 2000-10. Prior to his hiring at WSU, he was athletics director at Portland State University from 1995 to 2000.

Sterk enjoys a solid reputation and the respect of his peers across the country. The NCAA recognized him and WSU in 2006 as the Division IA Athletic Directors' "Program of Excellence." He oversaw a period of unparalleled success at Washington State with historic accomplishments both on and off the field during his tenure in Pullman.

In his last three years at WSU, 13 Cougar teams competed in NCAA postseason tournaments, including back-to-back trips by the men's basketball team (2007 and 2008), while women's rowing earned five NCAA championship bids, including a fourth-place finish in 2006, the highest finish ever by a WSU women's team in NCAA competition.

A 1980 graduate of Western Washington University, Sterk earned four letters for the Vikings in football and one in basketball. He was credited with a school-record 164 tackles during the 1977 season, garnering first-team NAIA District I all-star accolades. He was named team captain and MVP, helping the Vikings to the district championship game. On Feb. 6, 2010, Sterk was inducted into Western Washington's Athletics Hall of Fame for his gridiron success.

He received his master's degree in sports administration from Ohio University. In addition to SDSU, Washington State and Portland State, his professional career has included administrative positions at North Carolina, Maine, Seattle Pacific and Tulane.

Sterk and his wife Debi have three daughters: Ashley, Amy and Abby.

**8 • CONNOR BRUMFIELD**

Outfielder

Sr. • 5-11 • 174

Columbia, Mo.

Rock Bridge HS

**2018 SEASON**

Started in 43 games, hitting .221 with 28 runs scored, four doubles, one home run and 15 RBI ... Tallied impressive .989 fielding percentage with majority of playing time in center and left field ... Launched his second career home run at Kentucky (April 29) ... Season-best four hits with a run scored and double at FIU (Feb. 18).

**2017 SEASON**

Served as Tigers' primary leadoff hitter, slotted at the top of the lineup in 52 of 55 games played ... Reset career-highs in virtually every major offensive category ... Team posted solid 32-20 record when he hit leadoff ... Finished third on team with 16 multi-hit games, while placing second with 11 stolen bases ... First career home run at Ole Miss (April 21).

**2016 SEASON**

Hit .221 with 21 runs scored, five doubles, 21 RBI and .359 OBP ... Week Two SEC Freshman of the Week, hitting .476 with three doubles, 10 RBI and 7-for-10 with RISP ... Impressive on-base mark ranked second-best on team ... Tallied a walk-off RBI single against Hofstra (Feb. 28), marking his first career walk-off hit ... Hit team-best .341 (14-for-41) with runners in scoring position and had nine two-out RBI, fourth-best on the team.

**HIGH SCHOOL**

Named to USA Today's 2014-15 All-USA First-Team Missouri Baseball Team ... Named Third-Team All-American by the National Baseball Coaches Association ... Named Class 5A All-State in 2015 ... Helped guide Rock Bridge to a 2014 state championship, driving in the game-winning RBI in the fourth inning, marking Rock Bridge's first-ever state title ... Led Rock Bridge to District titles in 2012, '13, '14 and '15.

**PERSONAL**

Born on July 10, 1996, in Columbia, Mo. ... Parents: Father - Craig, Mother - Charlotte ... Has two siblings: sister, Caroline and step brother, Max ... Currently pursuing General Studies major at the University of Missouri with an emphasis in Management, Psychology and Financial Planning. Minor in Business.

**CAREER STATISTICS**

Yr.	GP/GS	AVG	AB	H	R	2B	3B	HR	RBI	SB	OBP	SLG
2018	51-43	.221	154	34	28	4	0	1	15	9	.335	.266
2017	55-55	.272	217	59	37	9	3	1	28	11	.376	.355
2016	48-43	.221	163	36	21	5	0	0	18	5	.359	.252
<b>Total</b>	<b>154-141</b>	<b>.242</b>	<b>534</b>	<b>129</b>	<b>86</b>	<b>18</b>	<b>3</b>	<b>2</b>	<b>61</b>	<b>25</b>	<b>.359</b>	<b>.298</b>

**35 • CAMERON DULLE**

Right-Handed Pitcher

Sr. • 6-3 • 208

St. Louis, Mo.

Oakville HS

**2018 SEASON**

Made 10 appearances during his second year of eligibility at Mizzou and posted a 1-0 record with a 6.55 ERA over 11.0 innings pitched ... Was sensational over his final four appearances, allowing just one hit over 4.2 innings with four strikeouts ... Tossed 2.2 shutout innings vs. Alabama A&M (Feb. 28) with three strikeouts, a season-high ... Also had three strikeouts in a shutout inning vs. La Salle (March 10) ... Had shutout performances in seven of his 10 appearances as his ERA was inflated by three outings during which he allowed multiple runs ... Had a shutout inning against Miami (Fla.) (Feb. 21), tossing the ninth inning during which he struck out two.

**2017 SEASON**

Made 12 appearances during his first year with Mizzou, boasting a 4.08 ERA and a 1-1 record ... Struck out 19 batters in 17.2 innings of work ... Earned the win over Arkansas-Pine Bluff (April 12), tossing a career-long 3.1 innings, scattering just three hits with no runs and a pair of strikeouts ... Struck out a career-best five batters over 2.0 innings against Arkansas (March 24) ... Struck out four over 2.2 shutout innings against Illinois (Feb. 26) ... Tossed 2.0 shutout innings against Appalachian State (March 11), fanning a pair.

**HIGH SCHOOL**

Played at Oakville High School under head coach Rich Sturm in St. Louis ... Posted a 4-2 career record with a 2.27 ERA during his time at Oakville ... Guided Oakville to the district championship game twice during his tenure with the team.

**PERSONAL**

Born on June 14, 1995, in Oakville, Mo. ... Parents: Father - Craig Dulle; Mother - Tamra Dulle ... Father, Craig, is a University of Missouri alum ... Majoring in Positive Psychology - Graduate CERT at the University of Missouri.

**CAREER STATISTICS**

Yr.	GP/GS	W-L	ERA	IP	SV	BB	K	BAA
2018	10-0	1-0	6.55	11.0	0	4	13	.300
2017	12-0	1-1	4.08	17.2	0	9	19	.265
<b>Total</b>	<b>22-0</b>	<b>2-1</b>	<b>5.02</b>	<b>28.2</b>	<b>0</b>	<b>13</b>	<b>32</b>	<b>.278</b>





**3 • PAUL GOMEZ**  
Infielder  
Sr. • 5-9 • 180  
Orange, Calif.  
Cypress College

### 2018 SEASON

Played in 30 games in his first year with the program, primarily at shortstop and second base ... Hit .179, but boasted a .397 on base percentage as he drew 17 walks in just in 78 plate appearances ... Drove in five runs and stole a pair of bases ... Had a pair of four-walk games, once against Alabama A&M (Feb. 28) and another against SIU-Edwardsville (April 4).

### 2017 SEASON (CYPRESS JUCO)

Appeared in 86 games during his two seasons with the Chargers, including all 44 games his sophomore season ... Touted a .958 fielding percentage with just nine errors at shortstop, while hitting .268 with 42 hits and 19 RBI in his final campaign ... Ranked second on the team with three home runs, including a walk-off bomb against OEC rival Golden West ... Helped team to solid 29-15 overall record ... Shined in the classroom as well, earning a spot on the Dean's Honor List every semester at Cypress.

### 2016 SEASON (CYPRESS JUCO)

Appeared in 42 games in first-year campaign at Cypress, hitting .248 with nine doubles, one triple and 25 RBI.

### HIGH SCHOOL

Enjoyed an excellent prep career under Josh Kliner at El Modena High School ... In his senior season, the team went 19-9 while he hit .321 ... Awarded Team Co-MVP in 2015 ... Earned first-team All-Century League in 2015 ... Earned second-team All-Century League in both 2013 and 2014 ... Received Scholar Athlete Honors all four years.

### PERSONAL

Born on Jan. 25, 1997, in Garden Grove, Calif. ... Parents: Father – Paul Gomez; Mother – Dorene Gomez ... Majoring in Parks, Recreation and Sport, BS in Sport Management at the University of Missouri

### CAREER STATISTICS

Yr.	GP/GS	AVG	AB	H	R	2B	3B	HR	RBI	SB	OBP	SLG
2018	30-18	.179	56	10	9	0	0	0	5	2	.397	.179
2017	Played at Cypress Junior College											
2016	Played at Cypress Junior College											
<b>Total</b>	<b>30-18</b>	<b>.179</b>	<b>56</b>	<b>10</b>	<b>9</b>	<b>0</b>	<b>0</b>	<b>0</b>	<b>5</b>	<b>2</b>	<b>.397</b>	<b>.179</b>



**49 • JORDAN GUBELMAN**  
Right-Handed Pitcher  
Sr. • 6-3 • 225  
Sarasota, Fla.  
State College of Florida

### 2018 SEASON

Posted a 4.03 ERA in 15 appearances during his first season with the program and was a valued long reliever out of the bullpen all season long ... Struck out 30 in just 22.1 innings of work and walked just eight ... Limited batters to .241 hitting on the year and earned one win and one save ... Struck out a career-high four on three separate occasions, including against Missouri State (April 10) over 3.1 innings of shutout relief work as Mizzou took a late lead ... He earned his first win of the year in that game ... Tallied a save against Indiana State (May 15).

### 2017 SEASON (STATE COLLEGE OF FLORIDA)

Named State College Student-Athlete of the Month in June 2017 ... Made 14 starts on the bump, compiling a 5-1 record with a 3.72 ERA and 77 Ks in 65.1 IP ... Allowed 2 ER or less in 11 of 14 starts, including three scoreless outings ... Led the Manatees to victory in the third game the FCSAA State/NJCAA Region 8 tournament, tossing 6.2 innings with 0 ER, 2 H and 6 Ks ... Tallied season-best 10 Ks against Polk State College (April 17) ... Played under head coach Tim Hill during one-year tenure.

### 2016 SEASON (NORTH CAROLINA)

Took NCAA redshirt in lone season at the University of North Carolina.

### HIGH SCHOOL

Competed under head coach Clyde Metcalf at Sarasota High School ... In his senior season, Sarasota went 20-12 while he went 7-3 on the mound with a 0.97 ERA and 100 Ks ... Led Sarasota to second place in the state tournament his senior year ... Earned 2015 Honorable Mention All-America honors by Perfect Game ... Made Florida All-Region second team ... Was a FACA All-Star Game Selection.

### PERSONAL

Born on April 5, 1997, in Winfield, Ill., and raised in Sarasota, Fla. ... Father – Ray Gubelman, Mother – Tonia Duff, Stepmother – Kristin Gubelman, Brother – Justin ... Majoring in Sports Management with a minor in Business at the University of Missouri.

### CAREER STATISTICS

Yr.	GP/GS	W-L	ERA	IP	SV	BB	K	BAA
2018	15-1	1-0	4.03	22.1	1	8	30	.241
2017	Played at State College of Florida							
2016	Took NCAA Redshirt							
<b>Total</b>	<b>15-1</b>	<b>1-0</b>	<b>4.03</b>	<b>22.1</b>	<b>1</b>	<b>8</b>	<b>30</b>	<b>.241</b>



**44 • ZACH HANNA**  
**Outfielder**  
**Sr. • 6-1 • 203**  
**Shawnee, Kan.**  
**Iowa Western CC**

### 2018 SEASON

Hit .247 in 52 games played with 21 runs scored, six doubles, seven home runs and 34 RBI ... Launched home run in Mizzou and Division I debut at FIU (Feb. 16) ... Drove in six runs in first four games as a Tiger, led by two doubles and one home run over that span ... Posted season-best three RBI on three separate occasions.

### 2017 SEASON (IOWA WESTERN CC)

Enjoyed successful two-year stint at Iowa Western CC under head coach Marc Rardin ... For his career at the plate, hit .275 with 14 home runs and 100 RBI ... Helped Iowa Western earn fourth place in the 2017 JUCO World Series ... Two-way player in final campaign, going 1-0 with 5 Ks on the bump and hit .367 with five home runs, 48 RBI and 14 stolen bases at the plate ... Produced back to back 1.000-plus OPS seasons at the dish, capped off with 1.093 (.491 OBP, .602 SLG%) mark in final season ... Named first-team all-conference and first-team all-region following standout season ... Excelled in the classroom as well, earning second-team All-Academic honors.

### 2016 SEASON (IOWA WESTERN CC)

Tallied first-team all-region honors in first season at Iowa Western ... Also tallied first-team All-Northern District honors ... Started in 54 games, posting a .354 average with 16 doubles, one triple, six home runs and 52 RBI ... Recorded an eye-popping 1.020 OPS (.438 OBP, .582 SLG%) ... Performed well in the classroom as well, earning second-team All-Academic accolades.

### HIGH SCHOOL

Standout career at Mill Valley High School under head coach Jeff Strickland ... In his career, he went 4-0 on the mound with a 1.44 ERA and 24 strikeouts ... Also hit .425 with five home runs, 27 RBI, and a slugging percentage of .635 ... Helped MVHS win third place in 5A State Championship in 2014 ... Earned first-team All-State in both 2014 and 2015 ... Awarded first team all-conference in 2013, '14 and '15 ... Also played football, earning honorable mention tight end in 2013, first team all-conference tight end in 2014.

### PERSONAL

Born on Dec. 27, 1996, in Shawnee, Kan. ... Parents: Father – Kirk Hanna; Mother – Terri Hanna ... Majoring in General Studies - BGS at the University of Missouri... Enjoys hunting, fishing, and riding dirt bikes.

### CAREER STATISTICS

Yr.	GP/GS	AVG	AB	H	R	2B	3B	HR	RBI	SB	OBP	SLG
2018	52-40	.247	150	37	21	6	0	7	34	4	.347	.427
2017												
2016												
<b>Total</b>	<b>52-40</b>	<b>.247</b>	<b>150</b>	<b>37</b>	<b>21</b>	<b>6</b>	<b>0</b>	<b>7</b>	<b>34</b>	<b>4</b>	<b>.347</b>	<b>.427</b>



**43 • SPENCER JUERGENS**  
**Right-Handed Pitcher**  
**Sr. • 6-4 • 230**  
**Washington, Mo.**  
**Houston**

### 2018 SEASON (HOUSTON)

Made one relief appearance against Vanderbilt (March 4).

### 2017 SEASON (JEFFERSON COLLEGE)

Named honorable mention all-conference ... Went 8-4 with 3.23 ERA and 73 Ks in 75.1 IP over 13 total starts.

### 2016 SEASON (JEFFERSON COLLEGE)

Across eight starts, went 4-1 overall with a 2.69 ERA and 40 Ks over 63.2 IP.

### HIGH SCHOOL

2015 Perfect Game honorable mention All-American ... Tabbed Class of 2015 No. 15 RHP recruit in Missouri by Perfect Game ... 2015 and 2014 honorable mention all-state ... 2015 and 2014 all-conference MVP ... 2015 and 2014 all-conference honoree ... Totaled 20 wins over high school career ... Went 7-1 with a 1.06 ERA and 37 Ks over 53.0 IP in 2015 senior campaign ... Two-sport athlete, also starring in basketball for St. Francis Borgia.

### PERSONAL

Born on May 5, 1997, in Washington, Mo. ... Father – Kevin, Mother – Becky ... Brother - Taylor ... Undeclared major at the University of Missouri.

### CAREER STATISTICS

Yr.	GP/GS	W-L	ERA	IP	SV	BB	K	BAA
2018	1-0	0-0	0.00	0.0	0	3	0	N/A
2017								
2016								
<b>Total</b>	<b>1-0</b>	<b>0-0</b>	<b>0.00</b>	<b>0.0</b>	<b>0</b>	<b>3</b>	<b>0</b>	<b>N/A</b>



**12 • TYLER LAPLANTE****Left-Handed Pitcher****Sr. • 6-2 • 214****Blue Springs, Mo.  
Johnson County CC****2018 SEASON**

Developed into one of Mizzou's most valuable pitchers during his first year in the program in 2018, posting a team-best 2.75 ERA over 13 appearances (10 starts) with 56 strikeouts and limiting batters to .207 hitting ... Posted four wins and was Mizzou's Sunday starter by the end of the season ... Made his Division I debut with a 7.0-inning outing against eventual NCAA Regional qualifier Northeastern (Feb. 24), allowing just one run on five hits with five strikeouts ... Made his second start against top 25 Wichita State (March 13) and held the high-powered Shockers to just two runs on three hits with five strikeouts over 8.0 innings, earning his second win ... Tossed a complete game at South Carolina (May 13), allowing just one run on five hits with a career-high eight strikeouts ... Also struck out eight against Georgia (May 5) over 6.0 innings as he allowed just one earned run on six hits against the eventual national seed.

**2017 SEASON (JOHNSON COUNTY CC)**

Excellent two-year career at Johnson County CC under head coach Kent Shelley ... Team finished in third place at the Regional championship ... Collectively, he compiled an 8-5 record with a 3.64 ERA and 144 Ks in two-year stint at Johnson County ... Went 3-2 on the mound with a 4.23 ERA and 56 Ks in 44.2 IP in his final campaign.

**2016 SEASON (JOHNSON COUNTY CC)**

Strong first-year campaign at Johnson County, tallying a 5-3 record with a 3.28 ERA and 88 Ks in 71.0 IP ... Awarded second-team all-conference honors ... Named Johnson County MVP after standout first-year campaign ... Recognized for success in the classroom as well, earning 2016 Johnson County Academic Athlete of the Year honors.

**HIGH SCHOOL**

Standout career under Jeff Diskin and Mike Bahun at Pembroke High School ... Led team to Missouri Class 4 state runner-up finish in 2015 senior campaign ... Went 9-0 on the bump with a 0.68 ERA and 85 strikeouts ... Named 2014 first-team all-state.


**PERSONAL**

Born on Nov. 27, 1995, in Kansas City, Mo. ... Parents: Father – Wesley LaPlante; Mother – Mary La Plante ... Majoring in Health Science - BHS at the University of Missouri.

**CAREER STATISTICS**

Yr.	GP/GS	W-L	ERA	IP	SV	BB	K	BAA
2018	13-10	4-3	2.75	59.0	0	17	56	.207
2017								
2016								
<b>Total</b>	<b>13-10</b>	<b>4-3</b>	<b>2.75</b>	<b>59.0</b>	<b>0</b>	<b>17</b>	<b>56</b>	<b>.207</b>

*Played at Johnson County CC*  
*Played at Johnson County CC*

**26 • TREVOR MALLET****Catcher****Sr. • 6-1 • 218****Torrance, Calif.  
Santa Rosa JC****2018 SEASON**

Made opening day roster for the Tigers, but failed to appear in a game due to injury.

**2017 SEASON (SANTA ROSA JC)**

Had an excellent career under head coach Damon Neidlinger at Santa Rosa Junior College ... Led Santa Rosa to California Junior College runner-up finish in 2017, as the team went 38-11 ... Guided Santa Rosa to Big 8 Conference championship ... Selected to Big 8 first-team all-conference in 2017 ... Hit .348 with 39 runs scored, four home runs, 36 RBI, .446 OBP and .519 SLG ... Produced 16 multi-hit games and seven multi-RBI efforts at the plate ... Enjoyed big season opener at Chabot (Jan. 27), going 3-for-5 with a triple, home run and four RBI.

**2016 SEASON (SONOMA STATE)**

Appeared in 21 games (nine starts), hitting .118 with two runs scored, two doubles and one RBI ... Earned Baseball All-Academic honors at Sonoma State University in 2016.

**HIGH SCHOOL**

Standout prep career under head coach Juan Cueva at West Torrance High School ... Hit .409 with three home runs, 22 RBI and a .485 OBP in 2015 senior year ... Helped lead team to CIF quarterfinals in 2015 ... In his career, West went 55-37 while he hit .356 with five home runs, 40 RBI, .460 OBP and .542 SLG ... Selected to CIF All-Southern Section second team, first-team all-area, first-team all-league and Future All-Stars area selection in 2015 ... Also awarded Silver Slugger Award and Varsity Offensive Player of the Year in 2015 ... Received second-team all-league in 2014 ... Named Offensive Player of the Year in both 2012 and 2013 ... Also played football, lead WTHS to league championship and CIF semifinals in 2014 ... Earned first-team all-league quarterback and Southern California Lions All-Star selection in 2014.

**PERSONAL**

Born on Sept. 21, 1996, in Torrance, Calif. ... Parents: Father - Tom, Mother - Tanya ... Majoring in Business / Finance at the University of Missouri ... Brother-in-law and sister-in-law were both Mizzou graduates.

**CAREER STATISTICS**

Yr.	GP/GS	AVG	AB	H	R	2B	3B	HR	RBI	SB	OBP	SLG
2018												
2017												
2016												
<b>Total</b>	<b>0-0</b>	<b>.000</b>	<b>0</b>	<b>0</b>	<b>0</b>	<b>0</b>	<b>0</b>	<b>0</b>	<b>0</b>	<b>0</b>	<b>.000</b>	<b>.000</b>

*Missed season due to injury*  
*Played at Santa Rosa JC*  
*Played at Sonoma State*



**28 • TONY ORTIZ**  
**INFIELDER**  
 Sr. • 6-1 • 190  
 Olympia, Wash.  
 Lane CC



**21 • JACOB CANTLEBERRY**  
**Left-Handed Pitcher**  
 Jr. • 6-1 • 180  
 Greenwood, Ind.  
 San Jacinto CC

### 2018 SEASON

Hit .231 in 33 games, including eight starts, playing primarily at first base and left field, during his first year with Mizzou ... Four of his 12 hits went for extra bases with three doubles and a home run ... Drove in 13 runs and scored 10 more in 52 at-bats ... Had four RBI and his first Division I homer vs. Northeastern (Feb. 24) ... Drove in three runs vs. La Salle (March 10) and also had three at Iowa (May 1), doubling in both games ... Led Mizzou with four pinch hits on the year, going 4-for-18 in such spots.

### 2017 SEASON (LANE CC)

Enjoyed outstanding 2017 campaign at Lane Community College under head coach Josh Blunt ... Helped guide Lane CC to 28-21 overall record and third-place finish in the NWAC Conference ... Started in 48 games and hit .316 with six home runs, eight doubles, three triples and 32 RBI in final campaign ... Earned first-team all-conference honors following strong season.

### 2016 SEASON (ARKANSAS STATE)

Appeared in 52 games with 36 starts in one year at Arkansas State ... Hit .231 with seven doubles, one home run and 14 RBI ... Also competed on the mound, making seven appearances and recording a 1.80 ERA over 5.0 IP.

### HIGH SCHOOL

Standout career under head coach Mark Rubadue at Timberline High School ... Timberline went 18-7 and finished eighth in the state his 2015 senior year ... During his senior campaign, hit .425 with one home run ... Named Timberline MVP after his strong senior year ... Awarded 2015 first-team all-conference and all-district in his final year ... Guided Timberline to the state tournament in three of his four years.

### PERSONAL

Born on Dec. 22, 1996, in Columbia, S.C. ... Parents: Father – Robert Ortiz; Mother – Laura Ortiz; Stepmother – Jenn Ortiz ... Majoring in General Studies - BGS at the University of Missouri.

### CAREER STATISTICS

Yr.	GP/GS	AVG	AB	H	R	2B	3B	HR	RBI	SB	OBP	SLG
2018	33-8	.231	52	12	10	3	0	1	13	0	.276	.346
2017												
2016												
<b>Total</b>	<b>33-8</b>	<b>.231</b>	<b>52</b>	<b>12</b>	<b>10</b>	<b>3</b>	<b>0</b>	<b>1</b>	<b>13</b>	<b>0</b>	<b>.276</b>	<b>.346</b>

### 2018 SEASON (SAN JACINTO CC)

One of San Jacinto's top starters on the bump, recording 16 starts and going 12-3 with a 3.32 ERA and 91 Ks over 76.0 IP ... Allowed 2 ER or less in 11 total starts, including seven times out allowing 1 ER or less ... Strong season debut, allowing only one hit over 4.0 shutout frames with eight strikeouts vs. Panola (Jan. 26) ... Outstanding four-start stretch early in the year, allowing 1 ER or less each time out, including back to back scoreless appearances ... Recorded season-high 10 strikeouts in victory against Northeast Texas (May 15).

### 2017 SEASON (SAN JACINTO CC)

2017 NJCAA All-American ... Fantastic first-year campaign with San Jacinto, recording an 11-1 record with a 1.73 ERA and 89 Ks over 78.0 IP in 16 starts ... Allowed 0 ER in eight starts, 2 ER or less in 14 total starts ... Earned the victory in his collegiate debut vs. Centenary College (Jan. 28), allowing 1 ER in 4.0 IP ... Reeled off 12.0 consecutive scoreless innings over his second (Feb. 3) and third (Feb. 11) career starts ... Posted double-digit strikeouts in back to back starts to begin the month of March, highlighted by career-high 13 punch outs in victory at Galveston (March 9).

### HIGH SCHOOL

Rated as Class of 2016 No. 3 LHP and No. 11 recruit overall in Indiana by Perfect Game ... 2016 Perfect Game Central Region Preseason All-American ... 2016 Johnson County Player of the Year ... 2016 All-Metropolitan Interscholastic Conference ... 2015 Perfect Game Preseason Underclass All-American ... Two-time Indiana Daily Journal Player of the Year.

### PERSONAL

Born on Aug. 8, 1997, in Indianapolis, Ind. ... Parents: Father - Rick, Mother - Connie ... Siblings: Riquel and Devin ... Chose Mizzou over Houston, Arizona and Arizona State ... Originally committed to Tulane ... Majoring in General Studies - BGS at the University of Missouri.

### CAREER STATISTICS

Yr.	GP/GS	W-L	ERA	IP	SV	BB	K	BAA
2018								
2017								
<b>Total</b>	<b>0-0</b>	<b>0-0</b>	<b>0.00</b>	<b>0.0</b>	<b>0</b>	<b>0</b>	<b>0</b>	<b>.000</b>



**7 • CHRIS CORNELIUS**

Infielder

Jr. • 6-0 • 186

St. Louis, Mo.

Vianney HS

**23 • AUSTIN JAMES**

Infielder

Jr. • 6-2 • 190

Valrico, Fla.

State College of Florida

**2018 SEASON**

Hit .250 as Mizzou's every day shortstop, playing in 48 games while starting 47 ... Fielded at a .975 clip with just six errors on the year, but had just three errors in the first 43 games of the year ... Posted a career-high six RBI while going 3-for-6 with a run, a double and a walk at Iowa (May 1) ... Hit his only home run of the season against Georgia (May 4), a solo shot to centerfield ... Posted six multi-hit games on the year and drove in multiple runs four times ... At one point, he reached base in 12 straight games, tied for the fourth-longest streak on the team in 2018.

**2017 SEASON**

Won Mizzou's everyday starting job at shortstop as a true freshman, the first Tiger freshman to start the majority of Mizzou's games at short since Andrew Thigpen in 2008 ... Named SEC Freshman of the Week following a red-hot weekend against South Carolina, as he had a pair of huge hits that helped Mizzou complete come-from-behind wins over the Gamecocks ... All four of his hits in that series went for extra-bases ... Scored 25 runs and drove in 31, becoming the first Mizzou true freshman with more than 30 RBIs in a season since 2010 ... Finished tied for second on the team with 10 multiple RBI games on the year and had 12 multi-hit games as well ... First collegiate home run came against Illinois-Chicago (March 5).

**HIGH SCHOOL**

Standout infielder for head coach Scott Brown at Vianney High School in St. Louis ... 2016 Perfect Game All-American honorable mention ... Rated as the Class of 2016 No. 1 shortstop prospect in the state of Missouri according to Perfect Game and Prep Baseball ... Owns six Vianney career records (total bases, runs, RBI, doubles, batting, hits) and was a four-year varsity starter ... Finished his career as a .375 hitter with two homers and 94 RBI while slugging 33 doubles ... Guided Vianney to conference titles in his final three years and district and sectional titles in 2013 and 2014 ... Vianney earned a spot in the state final four during 2014 when he won the conference batting title.

**PERSONAL**

Born Sept. 4, 1997, in St. Louis, Mo. ... Parents: Father - Dave Cornelius; Mother - Tina Cornelius ... Pre-Personal Financial Planning major at Mizzou.

**CAREER STATISTICS**

Yr.	GP/GS	AVG	AB	H	R	2B	3B	HR	RBI	SB	OBP	SLG
2018	48-47	.250	156	39	25	5	0	1	23	3	.339	.301
2017	55-55	.260	181	47	25	12	3	2	31	2	.332	.392
<b>Total</b>	<b>103-102</b>	<b>.255</b>	<b>337</b>	<b>86</b>	<b>50</b>	<b>17</b>	<b>3</b>	<b>3</b>	<b>54</b>	<b>5</b>	<b>.335</b>	<b>.350</b>

**2018 SEASON (STATE COLLEGE OF FLORIDA)**

Enjoyed breakthrough sophomore campaign with State College of Florida, hitting .353 with 72 runs scored, 13 doubles, two triples, five home runs, 71 RBI and 20 stolen bases over 58 games played ... Consistent producer across the season, including hot start in opening month with 11 multi-hit games ... Incredible run producer at the plate, highlighted by career-high eight RBI in blowout victory at South Florida State College (March 17) ... Went 2-for-4 with three runs scored and two home runs to key career day ... Overall, finished with 14 multi-RBI games, including five games with five-plus RBI at the plate ... In home stretch of the season (21 games), produced eight multi-hit games, seven multi-runs scored games and five multi-RBI efforts.

**2017 SEASON (STATE COLLEGE OF FLORIDA)**

Member of the 2017 Fall JUCO All-Star Game ... Solid first-year campaign with the Manatees, hitting .290 with 41 runs scored, nine doubles, two triples, two home runs, 37 RBI and seven stolen bases over 57 games played ... Opened the year with a season-best nine-game hitting streak, tallying eight runs scored, six RBI and four multi-hit games across that span ... Finished the year with 16 multi-hit games, including a pair of three-plus hit outings ... Posted season-high five hits and four RBI in blowout win at University of Tampa-JV (Feb. 14) ... Launched first home run of the year in win versus Florida Southwestern (March 8).

**HIGH SCHOOL**

Rated as Class of 2016 top 200 recruit nationally by Perfect Game, top 30 shortstop in the country ... 2015-16 Under Armour All-American ... 2016 Perfect Game Florida Region Preseason All-American ... Participated in the 2016 FACA State All-Star Game in Sebring ... Competed at the 2015 Under Armour All-American Game at Wrigley Field in Chicago ... Member of the 2015 Perfect Game National Showcase ... 2015 Perfect Game Preseason Underclass All-American ... Four-year varsity member of Bloomingdale High School in Valrico, Fla. ... Originally committed to Florida International out of high school.

**PERSONAL**


Born on Nov. 18, 1997 ... Born and raised in Tampa, Florida ... Father - Antonio, Mother - Danielle ... Pursuing General Studies major at the University of Missouri ... Chose Mizzou over Jacksonville State and College of Charleston.

**CAREER STATISTICS**

Yr.	GP/GS	AVG	AB	H	R	2B	3B	HR	RBI	SB	OBP	SLG
2018												
2017												
<b>Total</b>	<b>0-0</b>	<b>.000</b>	<b>0</b>	<b>0</b>	<b>0</b>	<b>0</b>	<b>0</b>	<b>0</b>	<b>0</b>	<b>0</b>	<b>.000</b>	<b>.000</b>



**18 • ART JOVEN**  
**Left-Handed Pitcher**  
**Jr. • 6-0 • 170**  
**Bakersfield, Calif.**  
**College of the Sequoias**



**27 • JAKE MATHENY**  
**Catcher**  
**Jr. • 6-3 • 190**  
**Weldon Springs, Mo.**  
**San Jacinto CC**

### 2018 SEASON (COLLEGE OF THE SEQUOIAS)

Drafted in the 38th round of the 2018 MLB Draft by the Boston Red Sox ... Moved into primary starter role in final year at College of the Sequoias, appearing in 15 games (13 starts) with a 9-2 record, 3.25 ERA and 119 Ks over 88.2 IP ... Limited the opposition to two ER or less in eight appearances, including one ER or less seven times ... Posted career-high 12 Ks in three separate starts ... Fell just short of additional double-digit strikeout performances with nine punch outs in three other starts ... Arguably top start of the year came against West Hills Coalinga (March 8), as he tossed 6.0 shutout innings with 12 strikeouts and allowing only two hits.

### 2017 SEASON (COLLEGE OF THE SEQUOIAS)

Appeared in 16 games (eight starts) in first-year campaign, going 4-3 with a 3.54 ERA and 57 K over 56.0 IP ... Recorded eight scoreless outings in 16 total appearances, three of those scoreless efforts coming in starts ... Tossed 6.1 shutout frames while limiting West Hills Coalinga (April 27) to only one hit with season-best 10 strikeouts ... Strong start versus Cerro Coso (March 25), tallying six shutout and hitless innings while racking up three strikeouts ... Made first start of his career versus Cuesta (Feb. 24), tossing 4.2 shutout frames while striking out six ... Made collegiate debut in relief with two strong innings against Mission (Feb. 4).

### PERSONAL

Born on Oct. 26, 1998 ... Born and raised in Bakersfield, Calif. ... Father - Arthur, Mother - Marcy ... Sisters - Ariana and Arielle, Brother - Nico ... Currently pursuing General Studies major at the University of Missouri ... Chose Mizzou over Long Beach State, Nevada, Cal State Bakersfield, Connecticut, Tulane and Sacramento State.

### CAREER STATISTICS

Yr.	GP/GS	W-L	ERA	IP	SV	BB	K	BAA
2018								
2017								
Total	0-0	0-0	0.00	0.0	0	0	0	.000

### 2018 SEASON (SAN JACINTO CC)

Appeared in 53 games in lone season at San Jacinto CC, hitting .333 with 45 runs scored, 14 doubles, two triples, nine home runs and 43 RBI ... Recorded 16 multi-hit games on the year, including five-straight multi-hit efforts to open the month of April ... Outstanding month of April, including launching six of his nine total home runs ... Posted season-best nine-game hitting streak midway through the year ... Hit home runs in back to back games on three separate occasions, including first long ball of the year vs. Western Texas (Feb. 15).

### 2017 SEASON (INDIANA)

Appeared in 32 games (26 starts) and hit .245 with 12 runs scored, two home runs and 17 RBI in lone season in Bloomington, Ind. ... Tallied an RBI in 2017 NCAA Tournament ... Memorable NCAA debut vs. Gonzaga (Feb. 17), roping a pair of two-run home runs, leading to Big 10 Freshman of the Week honors ... Outstanding defensively behind the dish, posting a .992 fielding percentage.

### HIGH SCHOOL

2016 Gatorade Missouri Player of the Year ... 2016 Louisville Slugger High School All-American ... 2016 St. Louis Post Dispatch Player of the Year ... 2016 Missouri Class 4 first-team all-state ... Starred for Westminster Christian Academy under head coach Rich Van Gilst in St. Louis, Mo. ... Hit .414 with 11 home runs, 43 RBI and .820 slugging percentage in 2016 senior campaign ... Named to All-Tournament team at 2015 Perfect Game WWBA World Championship ... Strong 2015 junior season, hitting .325 with 13 doubles, three triples, three home runs and 26 RBI ... Key piece to Westminster winning 2014 and 2013 state titles.


### PERSONAL

Born on Dec. 19, 1997 ... Father - Mike (former 13-year MLB veteran with Milwaukee, Toronto, St. Louis and San Francisco, seven-year tenure as manager of St. Louis Cardinals (2012-18), currently special advisor with Kansas City Royals) ... Brothers - Tate (starred at Missouri State, fourth round pick by Boston Red Sox in 2015), Luke (played collegiately at Southeast Missouri) and Blaise. Sister - Katie.

### CAREER STATISTICS

Yr.	GP/GS	AVG	AB	H	R	2B	3B	HR	RBI	SB	OBP	SLG
2018												
2017	33-27	.245	98	24	12	2	0	2	17	0	.312	.327
Total	33-27	.245	98	24	12	2	0	2	17	0	.312	.327





**30 • KAMERON MISNER**  
Infielder / Outfielder  
Jr. • 6-4 • 213  
Poplar Bluff, Mo.  
Poplar Bluff HS

- 2018 Preseason Second-Team All-SEC
- 2017 Freshman All-American

### 2018 SEASON

Was having a breakout sophomore season before a foot injury suffered during the opening weekend of SEC play slowed him down, eventually forcing him to miss the final six weeks of the season ... Hit a team-best .360 in 34 games and had nine doubles, three triples and four homers before being shelved with the injury ... Was leading the nation in walks before his injury and stole 13 bases and scored 34 runs ... Still tallied 15 multi-hit games and drove in multiple runs in seven games ... Drove in five runs with three hits and four runs while slugging a pair of homers with two walks on the second day of the season at FIU (Feb. 17) ... His average hit the .415 mark after a 3-for-4 performance with two runs vs. Mississippi State (March 23).

### 2017 SEASON

Incredible first-year campaign in Mid-Missouri, leading to Freshman All-America honors ... Hit seven home runs, the most by a Mizzou freshman since Trevor Coleman in 2007 ... Stole a team-high 17 bases on the year, a mark that ranked fourth in the SEC ... Hit his first collegiate home run against Eastern Michigan (Feb. 18) ... Hit a walk-off homer in the bottom of the ninth inning to break a 10-10 tie against Illinois-Chicago (March 5) ... Led Mizzou with 18 multi-hit games during his freshman season and had seven games during which he tallied multi-RBI games.

### HIGH SCHOOL

2016 Rawlings Perfect Game Honorable Mention All-American ... Perfect Game All-Central Region second team ... No. 3 prospect in the state of Missouri and top OF prospect according to PerfectGame.com ... Hit .422 with eight doubles, nine triples, eight home runs, 35 RBI and 29 stolen bases in senior campaign at Poplar Bluff ... Named the Semo Conference Player of the Year ... Also tabbed first-team all-state ... Drafted in the 33rd round by the Kansas City Royals in 2016 MLB First-Year Player Draft.

### PERSONAL

Born Jan. 8, 1998, in Poplar Bluff, Mo. ... Parents: Father – Terry Misner; Mother – Stephanie Misner ... Majoring in Parks, Recreation and Sport, BS in Sport Management at the University of Missouri.

### CAREER STATISTICS

Yr.	GP/GS	AVG	AB	H	R	2B	3B	HR	RBI	SB	OBP	SLG
2018	34-34	.360	125	45	36	9	3	4	25	13	.497	.576
2017	58-58	.282	213	60	39	12	1	7	34	17	.360	.446
<b>Total</b>	<b>92-92</b>	<b>.311</b>	<b>338</b>	<b>105</b>	<b>75</b>	<b>21</b>	<b>4</b>	<b>11</b>	<b>59</b>	<b>30</b>	<b>.414</b>	<b>.494</b>



**17 • TJ SIKKEMA**  
Left-Handed Pitcher  
Jr. • 6-0 • 221  
DeWitt, Iowa  
Central Dewitt HS

- 2017 Freshman All-American
- 2017 All-SEC Freshman Team
- 2x SEC Freshman of the Week

### 2018 SEASON

Served as team's primary Friday night starter on the mound, averaging over a strikeout per inning pitched ... Tossed 7.0 IP with 1 ER against eventual NCAA Regional qualifier Mississippi State (March 23) ... Allowed 1 ER over 6.0 IP with career-high 10 strikeouts in NCAA Super Regional bound Vanderbilt (April 19) ... Allowed only three earned runs over final three starts of the year.

### 2017 SEASON

Eight wins were tied for the most-ever by a Mizzou true freshman hurler (Tanner Houck - 2015, Kyle Gibson - 2017) ... Paced the SEC with a 0.88 WHIP and 5.90 hits allowed per nine innings ... 0.88 WHIP ranked ninth nationally ... 2.72 ERA ranked eighth in the SEC ... Ran off a streak of 29.2 innings without an earned run from Feb. 18 - March 25, spanning nine appearances ... Tallied 48 strikeouts while issuing only 16 hits and seven walks across impressive scoreless streak ... Named Midseason first-team All-America by PerfectGame.com, the only freshman on the respective team ... Moved into starting rotation late in season, tossed a complete game shutout with seven strikeouts at Tennessee (May 18) ... Led to first career SEC Freshman of the Week honors.

### HIGH SCHOOL

Standout prep career under head coach Shane Sikkema at Central DeWitt High School ... In his career, Central Dewitt went 133-78 while he went 30-5 on the mound with a 0.83 ERA and 370 strikeouts, limiting batters to .136 hitting ... Four-time all-conference, all-district, Iowa Newspaper Association All-State, IHSSA All-State and Iowa High School Baseball All-State during his high school career ... Named to the All-State Super Team in both 2015 and 2016 ... Played four sports all four years of high school: baseball, basketball, football and soccer.

### PERSONAL


Born July 25, 1998, in Clinton, Iowa ... Parents: Father – Shane Sikkema; Mother – Amy Sikkema ... Pursuing Health Science major at the University of Missouri.

### CAREER STATISTICS

Yr.	GP/GS	W-L	ERA	IP	SV	BB	K	BAA
2018	16-10	3-5	3.34	70.0	0	20	76	.275
2017	22-3	8-2	2.72	79.1	4	18	81	.186
<b>Total</b>	<b>38-13</b>	<b>11-7</b>	<b>3.01</b>	<b>149.1</b>	<b>4</b>	<b>38</b>	<b>157</b>	<b>.230</b>



**39 • LUKAS VEINBERGS**  
**Right-Handed Pitcher**  
**Jr. • 6-0 • 198**  
**Pinckney, Mich.**  
**San Jacinto CC**



**40 • PETER ZIMMERMAN**  
**Infielder**  
**Jr. • 6-3 • 225**  
**St. Louis, Mo.**  
**San Jacinto CC**

### 2018 SEASON (SAN JACINTO CC)

Appeared in 18 games (one start) with a 1-1 record, 3.94 ERA and 34 Ks in 32.0 IP ... Held opposition to 0 ER in eight appearances ... Posted multiple strikeouts in eight appearances ... Recorded a string of six consecutive scoreless outings out of the bullpen early on in the season ... Lone start of the season was a gem, tossing 4.2 IP while allowing only one earned run with eight strikeouts (May 14) ... Fantastic in relief at Navarro (April 10), striking out five and allowing zero runs over 2.2 IP ... Made season debut with two strong innings out of the bullpen in win over Panola (Jan. 26).

### 2017 SEASON (SAN JACINTO CC)

Solid first-year campaign at San Jacinto, going 1-0 with one save, 2.70 ERA and 15 Ks over 16.2 IP out of the bullpen ... Opened his career with nine consecutive scoreless outings, limited opposition to 1 ER or less in all but one appearance ... Made collegiate debut in team's victory versus Laredo (Feb. 24), tossing 2.0 shutout frames with three strikeouts.

### HIGH SCHOOL

2015 all-conference accolades ... 2015 and 2014 all-district honors ... 2015 Perfect Game Central Region Preseason All-American ... Was rated Class of 2015 No. 3 RHP and No. 24 overall player in the state of Michigan by Perfect Game ... Three-year letterwinner at Pinckney High School in Pinckney, Mich. ... Originally committed to Indiana following high school career.

### PERSONAL

Born on Feb. 12, 1997 ... Born in Ann Arbor, Mich., and raised in Pinckney, Mich. ... Father – Martin, Mother – Kate ... Sisters – Emilija, Vija and Maija ... Majoring in Communications at the University of Missouri.

### CAREER STATISTICS

Yr.	GP/GS	W-L	ERA	IP	SV	BB	K	BAA
2018				Played at San Jacinto CC				
2017				Played at San Jacinto CC				
<b>Total</b>	<b>0-0</b>	<b>0-0</b>	<b>0.00</b>	<b>0.0</b>	<b>0</b>	<b>0</b>	<b>0</b>	<b>.000</b>

### 2018 SEASON (SAN JACINTO CC)

One of San Jacinto's top offensive threats, hitting .344 with 29 runs scored, six home runs and 32 RBI over 53 games played ... Posted 18 multi-hit games at the plate with 10 of those instances coming in the final two months of the season ... Recorded nine multi-RBI efforts, highlighted by season-high four RBI in blowout win over Alvin (May 15) ... Strong conclusion to the season, recording five of his six total home runs in April and May ... Launched first home run of the year vs. Wharton County (March 3).

### 2017 SEASON (SAINT LOUIS)

Appeared in only six games in first-year campaign with Saint Louis University due to injury ... Went 1-for-6 at the plate with two walks.

### HIGH SCHOOL

2016 Rawlings High School All-American ... 2016 Perfect Game All-Central Region ... 2016 Perfect Game Central Region Preseason All-American ... 2015 Perfect Game Preseason Underclass All-American ... Rated as Class of 2016 No. 1 third baseman and No. 9 overall recruit in Missouri by Perfect Game ... Nationally, tabbed as the No. 38 overall third baseman by Perfect Game ... In 2016 senior campaign, hit .362 with impressive .483 on-base percentage and .681 slugging percentage ... Originally signed with Tulane, but ultimately headed to Saint Louis after high school career.

### PERSONAL

Born on July 8, 1997 ... Born and raised in St. Louis, Mo. ... Father - Ted, Mother - Susan ... Brother - Andrew ... Pursuing major in Political Science at the University of Missouri ... Chose Mizzou over Indiana.

### CAREER STATISTICS

Yr.	GP/GS	AVG	AB	H	R	2B	3B	HR	RBI	SB	OBP	SLG
2018												
	Played at San Jacinto CC											
2017	6-1	.167	6	1	0	0	0	0	0	0	.375	.167
<b>Total</b>	<b>6-1</b>	<b>.167</b>	<b>6</b>	<b>1</b>	<b>0</b>	<b>0</b>	<b>0</b>	<b>0</b>	<b>0</b>	<b>0</b>	<b>.375</b>	<b>.167</b>



**19 • LUKE ANDERSON**  
Right-Handed Pitcher  
So. • 6-1 • 187  
Prairie Village, Kan.  
Shawnee Mission East HS



**11 • KONNOR ASH**  
Right-Handed Pitcher  
So. • 5-11 • 197  
Plainfield, Ill.  
Plainfield South HS

### 2018 SEASON

Made 11 appearances as a freshman, amassed 10.0 innings of work, and tallied a save ... Allowed 14 hits over 10.0 innings of work while striking out 10 ... Made his collegiate debut at FIU (Feb. 17), tossing a shutout inning while picking up a pair of strikeouts ... Struck out a career-high three over an inning of work vs. Missouri State (April 10) ... Longest outing came at LSU (March 18) when he tossed 2.0 innings, allowing one run on three hits.

### HIGH SCHOOL

Had an outstanding career under head coach Jerrod Ryherd at Shawnee Mission East High School ... During his senior season, SMEHS went 19-3 while he recorded 1.89 ERA and 64 strikeouts in 37.0 innings pitched ... Also hit .417 with 14 RBI in his senior season ... Awarded PBR Kansas Player of the Year, Kansas Pitcher of the Year, and first-team all-conference in 2016 ... Led SMEHS to state championship in 2015 ... Received second-team all-conference and first-team all-state in 2015 ... Also played basketball, received 2014 honorable mention honors.

### PERSONAL

Born Aug. 5, 1998, in Prairie Village, Kan. ... Parents: Father – Thomas Anderson; Mother – Amy Anderson ... Majoring in Health Science - BHS at the University of Missouri.

### CAREER STATISTICS

Yr.	GP/GS	W-L	ERA	IP	SV	BB	K	BAA
2018	11-0	0-0	8.10	10.0	1	9	10	.311
<b>Total</b>	<b>11-0</b>	<b>0-0</b>	<b>8.10</b>	<b>10.0</b>	<b>1</b>	<b>9</b>	<b>10</b>	<b>.311</b>

### 2018 SEASON

Made 14 appearances as a freshman, including two starts ... Amassed 14.2 innings over 14 appearances and struck out 14 ... Threw a shutout inning with a pair of strikeouts in his collegiate debut at FIU (Feb. 17) ... Threw a scoreless inning at South Carolina (May 12) ... Had a career-high three strikeouts vs. SIU-Edwardsville (April 4) over 1.0 inning.

### HIGH SCHOOL

Had an outstanding career under head coach Phil Bodine at Plainfield South High School ... Hit .337 with 37 RBI, 11 doubles and two home runs as a senior ... Recorded 95 strikeouts with an ERA of 1.30 during his 61.1 innings pitched, going 8-3 his senior season ... In his career, PSHS went 49-22 while he went 18-6 on the mound with a 1.42 ERA and 202 strikeouts ... Earned Perfect Game honorable mention All-American in 2017 ... Awarded 2017 all-region second team ... Was a 2017 all-state selection by Illinois State High School Association ... Named to the Herald News All-Area team in both 2016 and 2017 ... Southwest Prairie Conference selection in both 2016 and 2017 ... Guided PSHS to a Sectional title and summer state championship in 2016 ... Four-time honor roll member.

### PERSONAL

Born March 17, 1999, in Grand Blanc, Mich. ... Parents: Father – Kelly J. Ash; Mother – Kelly L. Ash ... Currently pursuing Business degree at the University of Missouri.

### CAREER STATISTICS

Yr.	GP/GS	W-L	ERA	IP	SV	BB	K	BAA
2018	14-2	0-0	7.98	14.2	0	9	14	.333
<b>Total</b>	<b>14-2</b>	<b>0-0</b>	<b>7.98</b>	<b>14.2</b>	<b>0</b>	<b>9</b>	<b>14</b>	<b>.333</b>





**32 • IAN BEDELL**  
**Right-Handed Pitcher**  
**So. • 6-2 • 198**  
**Davenport, Iowa**  
**Davenport Central HS**



**2 • THOMAS BROYLES**  
**Outfielder**  
**So. • 5-11 • 184**  
**Fayetteville, Ark.**  
**Northwest Florida State College**

## 2018 SEASON

Made seven appearances out of the bullpen as a true freshmen ... Reclassified and missed his senior season of high school ... Posted a 6.17 ERA in 11.2 innings pitched, striking out 13 batters while walking six ... Had a shutout inning at FIU (Feb. 17), picking up a strikeout ... Tossed 2.2 shutout innings vs. UMBC (March 4) with a career-high four strikeouts.

## HIGH SCHOOL

Reclassified and skipped his senior year of high school to enroll at Mizzou early ... PerfectGame.org 2016 Underclass High Honorable Mention selection and 2017 Underclass second-team All-American ... Perfect Game gave him a PG Grade of 10, given to potential very high draft picks and/or elite level college prospects ... No. 32 overall prospect in the 2018 class before reclassifying, according to PerfectGame.org ... Big-time pitching prospect who was expected to be off the board early in the 2018 MLB Draft ... His tailing fastball, loose arm and 3/4 arm-slot delivery has drawn early comparisons to former Mizzou first-rounder Tanner Houck ... Prep Baseball Report rated him as a top-100 prospect in the 2018 class ... One of 51 elite level prospects invited to the 15th Annual Perfect Game All-American Classic in San Diego – the Perfect Game All-American Classic has produced 187 MLB first round draft picks in its 14 previous years (13 per year) ... Went 7-1 with a 1.70 ERA and 64 strikeouts in 53.2 innings as a sophomore – Iowa only sanctions a summer baseball season and he spent much of his junior summer pitching with the Midland Redskins club team based out of Ohio ... Midlands won the AABC Connie Mack 18u World Series with a perfect 9-0 record ... Participated in the prestigious 2017 Perfect Game National Showcase in Fort Myers, Fla. ... Had a 3.9 grade-point average as he reclassified.

## PERSONAL

Born Sept. 5, 1999, in Davenport, Iowa ... Son of Daniel and Honey Bedell ... Has an identical twin brother ... Chose Mizzou over Virginia ... Credited Mizzou's campus and culture as a key reason for his commitment ... Also credited the family feel around Mizzou's Baseball program as a key for his signing with the Tigers ... Undeclared major at the University of Missouri.

## CAREER STATISTICS

Yr.	GP/GS	W-L	ERA	IP	SV	BB	K	BAA
2018	7-0	1-1	6.17	11.2	1	6	13	.255
<b>Total</b>	<b>7-0</b>	<b>1-1</b>	<b>6.17</b>	<b>11.2</b>	<b>1</b>	<b>6</b>	<b>13</b>	<b>.255</b>

## 2018 SEASON (NORTHWEST FLORIDA STATE COLLEGE)

Appeared in 49 games as one of the starting outfielders in first-year campaign with the Northwest Florida Raiders ... Overall, hit .299 with 26 runs scored, seven doubles, one triple, two home runs, 22 RBI and seven stolen bases ... Was arguably even better in conference action, hitting .307 with four doubles, both season home runs and 12 RBI in 23 games ... Recorded 11 multi-hit games, including a top streak of five consecutive multi-hit outings ... Produced season-high 10-game hitting streak, as well as ending season with eight-game hitting streak ... Concluded season with home runs in final two games (April 23/25) ... Highly productive final month of the season, producing eight RBI over 12 April games.

## HIGH SCHOOL

Three-year letterman at Fayetteville High School in Fayetteville, Ark., under head coach Scott Gallagher ... 2016 Perfect Game Southeast Region Honorable Mention ... Played key role into Fayetteville's playoff run in all three years, including trip to Class 7A semifinals in 2015 and a bid to the state championship game in sophomore campaign ... Quick on the basepaths, recording an impressive 6.60 time in the 60-yard dash.

## PERSONAL

Born on Dec. 7, 1997 ... Father – Tom, Mother – Tisha ... Brother – Franco, was a 43rd round pick of the Colorado Rockies in 2009. Went on to play at Arkansas and Northwest Florida State College ... Grandfather – Frank, was the legendary head coach for Arkansas football from 1958-76 and was inducted into the College Football Hall of Fame in 1983 ... Frank was also the head coach for Mizzou football in 1957, leading the Tigers to a 5-4-1 record, setting the stage for Dan Devine's highly-successful 13-year run ... Majoring in Parks, Recreation and Sport - BS in Sport Management at the University of Missouri.

## CAREER STATISTICS

Yr.	GP/GS	AVG	AB	H	R	2B	3B	HR	RBI	SB	OBP	SLG
2018												
<i>Played at Northwest Florida State College</i>												
<b>Total</b>	<b>0-0</b>	<b>.000</b>	<b>0</b>	<b>0</b>	<b>0</b>	<b>0</b>	<b>0</b>	<b>0</b>	<b>0</b>	<b>0</b>	<b>.000</b>	<b>.000</b>

**47 • TREY DILLARD****Right-Handed Pitcher****So. • 6-0 • 195****Phoenix, Ariz.****San Jacinto CC****2018 SEASON (SAN JACINTO CC)**

Selected in the 16th round of the 2018 MLB Draft by the Los Angeles Dodgers ... Rated as No. 2 Junior College prospect in the country by Baseball America ... Rated as No. 3 Junior College prospect in the nation by Perfect Game ... One of the top relievers in his respective league, going 2-0 with seven saves, 1.71 ERA and 33 Ks over 21.0 IP ... Allowed 0 ER in 16 of 18 total appearances on the bump ... Tallied multiple strikeouts in 13 of his season appearances, including striking out the side in his lone inning of work four times ... Earned first save of the season in San Jacinto's 2-1 victory at McLennan (Feb. 9) ... Reeled off three-straight successful save opportunities to open the month of March ... Known for top-shelf fastball, consistently reaching high 90's.

**HIGH SCHOOL**

Perfect Game Class of 2017 top 150 prospect nationally, No. 3 overall in state of Arizona ... 2017 Perfect Game West Region Preseason All-American ... 2016 Perfect Game National Showcase ... 2016 Perfect Game Preseason Underclass All-American.

**PERSONAL**

Born on Nov. 15, 1998 ... Born and raised in Phoenix, Ariz. ... Father - Jerry, Mother Stephanie Stearman ... Brother - Beau, Sister - Samantha ... Undecided major at the University of Missouri ... Chose Mizzou over Oregon State.

**CAREER STATISTICS**

Yr.	GP/GS	W-L	ERA	IP	SV	BB	K	BAA
2018				<i>Played at San Jacinto CC</i>				
<b>Total</b>	<b>0-0</b>	<b>0-0</b>	<b>0.00</b>	<b>0.0</b>	<b>0</b>	<b>0</b>	<b>0</b>	<b>.000</b>

**20 • CHAD MCDANIEL****Catcher****So. • 6-3 • 215****Coral Springs, Fla.****Stoneman Douglas HS****2018 SEASON**

Had a solid freshman season despite missing the first several weeks with a broken foot suffered in preseason camp ... Hit .274 in 40 games, including 28 starts, and was Mizzou's everyday starting DH by the end of the season ... Also drew 21 walks and reached base at a .393 clip with five doubles and six RBI on the year ... Also scored 16 runs and tallied 10 multi-hit performances in his 40 games ... Posted a career-high four hits vs. Kentucky (April 28) while scoring two runs and driving in another; that was part of an eight-game stretch that saw him hit .462 (12-for-26) with six runs and three multi-hit games.

**HIGH SCHOOL**

Had a standout career under head coach Todd Fitz-Gerald at Stoneman Douglas High School ... During his senior season SDHS went 22-5, while he hit .578 with two home runs and 24 RBI ... Earned All-County Player of the Year ... Guided SDHS to 9A state title in 2016 ... SDHS was selected 2016 Baseball America National High School Team of the Year.

**PERSONAL**

Born on Dec. 7, 1998, in Fort Lauderdale, Fla. ... Parents: Father — Chad McDaniel ... Plans to major in Business/Sales while at Mizzou.

**CAREER STATISTICS**

Yr.	GP/GS	AVG	AB	H	R	2B	3B	HR	RBI	SB	OBP	SLG
2018	40-28	.274	113	31	16	5	0	0	6	0	.393	.319
<b>Total</b>	<b>40-28</b>	<b>.274</b>	<b>113</b>	<b>31</b>	<b>16</b>	<b>5</b>	<b>0</b>	<b>0</b>	<b>6</b>	<b>0</b>	<b>.393</b>	<b>.319</b>

**14 • ALEX PETERSON**

**Outfielder**  
**So. • 5-9 • 170**  
**Edmond, Okla.**  
**Cowley College**

- 2018 NJCAA First-Team All-American

**2018 SEASON (COWLEY COLLEGE)**

2018 NJCAA first-team All-American ... 2018 Jayhawk East Conference MVP ... 2018 Jayhawk Conference Freshman of the Year ... Phenomenal first-year campaign with Cowley College, hitting .482 with 67 runs scored, 16 doubles, eight triples, seven home runs, 84 RBI and 23 stolen bases in 51 games played ... Broke program's single-season record with eight triples ... Tacked on incredible .555 on-base percentage and .749 slugging percentage for 1.304 OPS ... Paced the Tigers in runs scored, hits, doubles, triples, RBI, total bases, on-base percentage, slugging percentage and stolen bases ... Led Cowley to second straight Jayhawk Conference Eastern Division title and 45-11 record ... Produced an eye-popping 29 multi-hit games in 51 games played overall ... Finished with three-plus hits in a game 15 times, four-plus hits eight times and a season-best five hits twice ... Was hitting .500-plus on the year with only four games remaining on the schedule ... Recorded a torrid six-game stretch (April 7-15) late in the season, hitting .760 (19-for-25) with 17 runs scored, four doubles three home runs and 21 RBI.

**HIGH SCHOOL**

Competed with Edmond North High School under head coach Grant Ledbetter ... 2017 The Oklahoman's Big All-City Honorable Mention ... Big 2017 senior campaign, hitting .480 with 19 runs scored, four doubles, one triple, one home run and 10 RBI in 16 games played ... Helped team advance to 2016 Oklahoma Class 6A Regional finals.

**PERSONAL**

Born on Feb. 19, 1999 ... Born and raised in Edmond, Okla. ... Father – John, Mother – Tara ... Twin Brother – Clayton (also transferred and currently on Mizzou roster), Brother – Zach ... Majoring in Health Science – Rehabilitation at the University of Missouri ... Chose Mizzou over TCU, Oklahoma State and Oklahoma in recruiting process.

**CAREER STATISTICS**

Yr.	GP/GS	AVG	AB	H	R	2B	3B	HR	RBI	SB	OBP	SLG
2018												
Total	0-0	.000	0	0	0	0	0	0	0	0	.000	.000

*Played at Cowley College***10 • CLAYTON PETERSON**

**Outfielder**  
**So. • 5-9 • 165**  
**Edmond, Okla.**  
**Northern Oklahoma CC**

**2018 SEASON (NORTHERN OKLAHOMA CC)**

2018 NJCAA Division II World Series All-Tournament team ... 2018 NJCAA All-Region ... 2018 OG&E Region II District 2 All-Tournament team ... Incredible first-year campaign for the Jets, hitting .449 with 15 doubles, six triples, 13 home runs, 54 RBI and 27 stolen bases in 63 games played ... Tacked on eye-popping .529 on-base percentage and .742 slugging percentage, totaling for a 1.271 OPS ... Also fantastic in conference only play, hitting .382 with two doubles, one triple, two home runs and 10 RBI across 20 games played ... Led Northern Oklahoma Jets to third place finish at the NJCAA World Series. Team finished with an impressive 48-16 record ... Hit .389 with four runs scored, five RBI and four stolen bases in four games at the NJCAA World Series ... Hit .381 with two home runs and six RBI in Region II District 2 Tournament ... Launched a home run in 12 games, including first career multi-home run outing in season opener vs. Southeast CC (Feb. 8) ... Posted multi-hit games an incredible 35 times over 63 games played, included season-high streak of nine consecutive games with multi-hits (Feb. 9-24) ... Finished with three-plus hits in a game 11 times, highlighted by season-best four hits against Butler CC (March 6) ... Produced season-best 13-game hitting streak midway through the year ... Run-producing machine throughout the year, recording multi-RBI games 15 times ... Tallied season-high four RBI on five different occasions.

**HIGH SCHOOL**

Competed for Edmond North High School under head coach Grant Ledbetter ... 2017 The Oklahoman's Big All-City Honorable Mention ... Hit .333 with 26 runs scored, one home run and 11 stolen bases in 2016 junior campaign ... Helped team advance to Oklahoma Class 6A Regional finals ... Quick on the basepaths, posting a 6.8, 60-yard dash time.

**PERSONAL**

Born on Feb. 19, 1999 ... Born and raised in Edmond, Okla. ... Father – John, Mother – Tara ... Twin Brother – Alex (also transferred and currently on Mizzou roster), Brother – Zach ... Majoring in Health Science – Rehabilitation at the University of Missouri.

**CAREER STATISTICS**

Yr.	GP/GS	AVG	AB	H	R	2B	3B	HR	RBI	SB	OBP	SLG
2018												
Total	0-0	.000	0	0	0	0	0	0	0	0	.000	.000

*Played at Northern Oklahoma CC*



**42 • CAMERON PFERRER****Right-Handed Pitcher****So. • 5-11 • 182****Carmel, Ind.****Carmel HS****2018 SEASON**

Posted a 2.98 ERA out of the Mizzou bullpen during his first season with the program ... Tallied one win and amassed 9.1 innings, striking out nine while surrendering just three earned runs on nine hits ... Had shutout appearances in eight of 10 outings ... Struck out a career-high two twice, including once against eventual national seed Georgia (May 3) when he tossed a career-high 1.1 innings ... Earned his lone win of the year against Tennessee (May 17), tossing 1.1 shutout innings with a strikeout.

**HIGH SCHOOL**

Had an outstanding prep career under head coach Matt Buczkowski at Carmel High School ... Received first-team all-conference in 2017 ... Tossed a perfect game in 2017 senior campaign ... During his senior year, Carmel went 23-3 overall while he went 4-0 on the mound with a 1.79 ERA and 26 strikeouts ... Awarded first-team All-Central Region and Honorable Mention All-American in 2017 ... In his career, CHS went 67-21 while he went 8-0 on the mound with a 2.4 ERA and 80 strikeouts ... Earned MIC Academic all-conference in 2016 ... Guided to conference champions in both 2014 and 2017.

**PERSONAL**

Born on Dec. 18, 1998, in Carmel, Ind. ... Parents: Father – Eric Pferrer; Mother – Jennifer Pferrer ... Plans to major in Health Sciences while at Mizzou.

**CAREER STATISTICS**

Yr.	GP/GS	W-L	ERA	IP	SV	BB	K	BAA
2018	10-0	1-0	2.89	9.1	0	1	9	.243
<b>Total</b>	<b>10-0</b>	<b>1-0</b>	<b>2.89</b>	<b>9.1</b>	<b>0</b>	<b>1</b>	<b>9</b>	<b>.243</b>

**9 • MARK VIERLING****Infielder****So. • 5-10 • 179****St. Louis, Mo.****CBC HS****2018 SEASON**

Hit .229 in 38 games, including 27 starts, as a true freshman ... Added six doubles and a homer while scoring 17 runs and driving in 16 more ... Drove in a season-high four runs vs. Florida International (Feb. 17) while doubling and homering with three hits and two runs scored with a walk ... Tallied a career-best three hits three different times as a freshman and had six multi-hit games ... Had five games with multiple RBI ... Had a game-winning eighth-inning single through the left side to clinch Mizzou's series win over Vanderbilt (April 20) with a 3-1 win ... Also had a game-winning sacrifice fly vs. Mississippi State (March 25) in the 11th inning to clinch a walk-off win and another SEC series win.

**HIGH SCHOOL**

Had a standout career under head coach Mason Horne at Christian Brothers College High School ... In his senior season, he hit .431 with three home runs, seven triples, 13 doubles, 37 RBI, and a .784 slugging percentage ... Named Rawlings-Perfect Game Honorable Mention All-American Central, All-Region first team in 2017 ... First-team all-conference in both 2015 and 2017 ... Named Underclass High Honorable Mention All-American by Perfect Game in both 2015 and 2016 ... In his career, he hit .390 with five homers, nine triples, 27 doubles and 69 RBI ... Ranked as third-best prospect and the best SS in the state of Missouri by Prep Baseball Report ... Ranked as second-best prospect and the best SS in the state of Missouri by Perfect Game ... Helped guide CBC to a state championship in 2015 ... Made Honor Roll every semester at CBC.

**PERSONAL**

Born on Feb. 18, 1999 in St. Louis, Mo. ... Parents: Father – Daniel Vierling; Mother – Susan Vierling ... Undeclared major at the University of Missouri ... Brother plays baseball at Notre Dame, named All-ACC in 2017 as a sophomore ... Father played football at the University of Kansas ... Enjoys fishing and playing basketball.

**CAREER STATISTICS**

Yr.	GP/GS	AVG	AB	H	R	2B	3B	HR	RBI	SB	OBP	SLG
2018	38-27	.229	109	25	17	6	0	1	16	2	.336	.312
<b>Total</b>	<b>38-27</b>	<b>.229</b>	<b>109</b>	<b>25</b>	<b>17</b>	<b>6</b>	<b>0</b>	<b>1</b>	<b>16</b>	<b>2</b>	<b>.336</b>	<b>.312</b>



**6 • SETH HALVORSEN**  
**Right-Handed Pitcher / Infielder**  
**Fr. • 6-1 • 198**  
**North Plymouth, Minn.**  
**Heritage Christian Academy**

**HIGH SCHOOL**

Selected in the 30th round of the 2018 MLB Draft by the Minnesota Twins ... 2018 Gatorade Minnesota Player of the Year ... 2018 Prep Baseball Report Minnesota Player of the Year ... 2018 Rawlings/Perfect Game first-team All-American ... 2018 Minnesota "Mr. Baseball" ... 2018 Minnesota first-team all-state ... Rated as the No. 32 overall recruit in the country according to Prep Baseball Report's 2018 rankings ... Incredible cap to high school career, hitting two home runs and tossing shutout (16 K, 2 H) in Heritage Christian Academy's 8-0 win in Minnesota Class 1A state championship ... Two-way star in 2018 senior campaign, hitting .405 with 37 runs scored, 10 doubles, 21 RBI and 29 stolen bases, while going 7-1 with a 0.94 ERA and 117 Ks on the mound.

**PERSONAL**

Born on Feb. 18, 2000 ... Born in Chicago, Ill., but was raised in Plymouth, Minn. ... Father – Brent, Mother – Lisa ... Sisters – Mariah and Ainsley, Brother – Nathan ... Studying Sports Management at the University of Missouri ... Chose Mizzou over North Carolina.



**1 • JOSH HOLT JR.**  
**Outfielder**  
**Fr. • 5-9 • 160**  
**McDonough, Ga.**  
**Eagles Landing Christian Academy**

**HIGH SCHOOL**

2018 Perfect Game Top 500 recruit ... 2018 Perfect Game Southeast Region Preseason All-American ... 2017 Perfect Game Preseason Underclass All-American ... 2017 and 2016 Georgia All-Region ... 2016 Perfect Game Preseason Underclass All-American ... Known for blazing speed on the basepaths, 60-yard dash clocked as fast as 6.45 ... Ran the fastest 60-yard dash time at the 2016 Perfect Game National Underclass Showcase ... Named to 2016 Perfect Game Main Event Showcase Top Prospect List ... In 2017 junior campaign, led ELCA with 29 runs scored ... Hit .329 with 31 runs scored and 15 stolen bases in 2016 sophomore season.

**PERSONAL**

Born on Feb. 14, 2000 ... Born in Cleveland, Ohio, and raised in Atlanta, Ga. ... Father – Joshua, Mother – Serrita ... Sister – Jai-Marie ... Majoring in Business at the University of Missouri ... Picked Mizzou over George Washington.



**41 • NICK LOMMEN**  
**Left-Handed Pitcher**  
**Fr. • 6-4 • 185**  
**Minnetonka, Minn.**  
**Minnetonka HS**

**HIGH SCHOOL**

Tabbed Class of 2018 No. 2 LHP and No. 9 overall recruit in the state of Minnesota by Perfect Game ... 2018 Perfect Game Central Region Preseason All-American ... 2017 Perfect Game Preseason Underclass All-American ... Was limited to only three starts in his 2018 senior year due to injury ... Produced a 3.39 ERA with 21 Ks over 10.1 IP in limited action.

**PERSONAL**

Born on Feb. 25, 2000 ... Born and raised in Minnetonka, Minn. ... Father – David, Mother – Gail ... Brother – Anders ... Majoring in Business at the University of Missouri ... Chose Mizzou over Cal Poly and Tulane.



**16 • LUKE MANN**  
**Infielder / Right-Handed Pitcher**  
**Fr. • 6-2 • 200**  
**St. Louis, Mo.**  
**Vianney HS**

**HIGH SCHOOL**

2018 Gatorade Missouri Player of the Year ... 2018 USA Today second-team All-American ... 2018 MaxPreps first-team All-American ... 2018 Perfect Game Central Region Preseason All-American ... 2018 St. Louis Post Dispatch Player of the Year ... 2018 Missouri Class 5 first-team all-state ... 2018 Metro Catholic Conference Player and Pitcher of the Year ... 2017 Missouri Class 5 first-team all-state ... Incredible 2018 senior campaign at Vianney High School under head coach Scott Brown, hitting .513 with 12 home runs and 61 RBI and going 10-0 with a 1.09 ERA and 102 Ks in 70.1 IP on the mound ... Established new single-season Vianney records in hits, home runs, RBI, total bases and extra-base hits.

**PERSONAL**

Born on April 13, 2000 ... Born and raised in St. Louis, Mo. ... Father – Tom Mann, Mother – Rose Fogarty, Sister – Lexei ... Pursuing Sports Management degree at the University of Missouri ... Chose Mizzou over Missouri State, Saint Louis and Oklahoma State.

**5 • TRE MORRIS**

**Catcher**  
**Fr. • 5-10 • 190**  
**Columbia, Mo.**  
**Battle HS**

**HIGH SCHOOL**

2018 Missouri Class 5 second-team all-state ... 2018 Perfect Game Central Region Preseason All-American ... Rated as No. 2 catcher prospect in Missouri Class of 2018 rankings by Perfect Game ... Starred at Battle High School under head coach Doug Boyer ... Strong 2017 junior campaign, hitting .362 with 25 hits, 20 runs scored and 15 RBI in 24 games played ... Breakout 2016 sophomore season, setting Battle single-season records with 11 doubles, .423 average, .604 on-base percentage and 1.182 OPS ... Also starred for Battle football program, setting the school records with 418 career tackles, 159 single-season tackles in 2018 senior campaign and 24 tackles in a single game.

**PERSONAL**

Born on March 30, 2000 ... Born and raised in Columbia, Mo. ... Father – Mike, Mother – Heather ... Mike played football collegiately at Mizzou / Four-year starter and All-Big 12 selection at offensive guard ... Sister – Addie ... Majoring in Sports Management at the University of Missouri ... Chose Mizzou over Arkansas, Missouri State and Tennessee.

**25 • TY OLEJNIK**

**Outfielder**  
**Fr. • 6-3 • 205**  
**Menomonee Falls, Wisc.**  
**Hamilton HS**

**HIGH SCHOOL**

2018 Perfect Game Central Region Preseason All-American ... 2018 Wisconsin All-Conference ... 2017 Perfect Game Preseason Underclass All-American ... Rated as Class of 2018 No. 3 outfielder, No. 16 overall recruit in Wisconsin by Perfect Game ... Late arrival in the baseball world, only competing in senior year at Sussex Hamilton ... Multi-sport athlete, starring in track and field as one of Wisconsin's premier high school athletes ... 2018 Wisconsin long jump state champion ... Placed top 10 in state long jump in 2017 and 2016 ... Clocked with 6.5, 60-yard dash time ... Excelled in the classroom, earning 2018 Wisconsin Baseball Coaches Association Academic All-State honors.

**PERSONAL**

Born on April 25, 2000 ... Born in Brookfield, Wisc., and raised in Menomonee Falls, Wisc. ... Father – Tom (played collegiately at UW-Milwaukee), Mother – Amy ... Sisters – Claire and Maggie ... Majoring in Sports Management at the University of Missouri ... Picked Mizzou over Kansas, Indiana, Bradley and Wright State ... Originally verbally committed to Kansas State in his junior year.

**48 • TRAE ROBERTSON**

**Left-Handed Pitcher**  
**Fr. • 6-5 • 190**  
**Columbia, Mo.**  
**Hickman HS**

**HIGH SCHOOL**

Selected in the 38th round of the 2018 MLB Draft by the Kansas City Royals ... 2018 Perfect Game Central Region Preseason All-American ... 2017 Perfect Game Preseason Underclass All-American ... 2017 Missouri Class 5 honorable mention all-state ... Class of 2018 Perfect Game No. 2 LHP and No. 5 overall recruit in state of Missouri ... Class of 2018 Perfect Game top 40 LHP and top 400 recruit overall in the country ... Competed with 2018 Missouri Junior Sunbelt team ... Went 6-2 with a 1.38 ERA and 77 Ks in 45.1 IP in 2017 junior campaign ... Starred at Hickman High School under head coach Mason Mershon.

**PERSONAL**

Born on Nov. 10, 1999 ... Born and raised in Columbia, Mo. ... Father – Todd, Mother – Annie ... Brothers – Teague, Tait, Dalton and Tyler, Sister – Chelsea ... Currently undecided on major at the University of Missouri ... Chose Mizzou over Arkansas, Missouri State, Kansas State, Kansas and Wichita State.

**4 • TOMMY SPRINGER**

**Right-Handed Pitcher**  
**Fr. • 6-1 • 205**  
**Apple Valley, Minn.**  
**Eastview HS**

**HIGH SCHOOL**

2018 Perfect Game Central Region Preseason All-American ... 2018 Minnesota "Mr. Baseball" Finalist ... 2018 Minnesota all-state ... 2018 Minnesota first-team all-metro ... 2018 Minnesota Metro All-Star selection ... 2018 Minnesota all-conference ... Ranked as the No. 3 recruit in Prep Baseball Report's Minnesota Class of 2018 ... Slotted as top 200 recruit in Prep Baseball Report's Class of 2018 rankings ... In 2018 senior campaign, went 5-2 with an 0.85 ERA and 78 Ks over 49.2 IP ... Tossed two no-hitters over dominant final season ... Performed well as two-way player at Eastview, hitting .328 with nine RBI in 21 games played and posting a 1-1 record with a 2.84 ERA and 26 Ks in 24.2 IP on the mound.

**PERSONAL**

Born on July 11, 2000 ... Born and raised in Apple Valley, Minnesota ... Father – Kevin, Mother – Caroline ... Sister – Caitlin ... Majoring in Business at the University of Missouri ... Chose Mizzou over Minnesota and Saint Louis.





**13 • CAMERON SWANGER**

Infielder  
Fr. • 6-5 • 210  
Loveland, Ohio  
Archbishop Moeller HS

**HIGH SCHOOL**

2018 Perfect Game Central Region Preseason All-American ... 2017 Perfect Game Preseason Underclass All-American ... Perfect Game tabbed him as Class of 2018 top 15 prospect in Ohio, second amongst state third basemen ... Class of 2018 top 450 recruit nationally overall by Perfect Game ... Standout three-year varsity career at Archbishop Moeller High School, hitting .335 with 41 runs scored, 11 doubles, three triples, four home runs and 52 RBI ... Strong 2018 senior campaign, hitting .367 with 20 runs scored, six doubles, one triple, one home run and 28 RBI in 32 games played ... Posted strong .950-plus OPS in junior (.953) and senior (.986) seasons ... Also a threat on the basepaths over varsity career, tallying 19 stolen bases.

**PERSONAL**

Born on July 14, 1999 ... Born in Huntington, West Virginia, and raised in Cincinnati, Ohio ... Father – Britt, Mother – Ashley ... Brother – Blake ... Majoring in Business at the University of Missouri ... Chose Mizzou over Louisville, Indiana, West Virginia, Ohio, Xavier and Kent State.



**24 • NICK SWANSON**

Right-Handed Pitcher  
Fr. • 6-0 • 205  
Kennesaw, Ga.  
Mount Paran Christian School

**HIGH SCHOOL**

2018 Perfect Game Southeast Region Preseason All-American ... 2018 Georgia Region Pitcher of the Year ... 2018 Georgia first-team all-state ... Competed at the 2017 Perfect Game National Showcase ... 2017 Perfect Game Preseason Underclass All-American ... Member of the 2016 Perfect Game Underclass All-American Games ... Rated as Class of 2018 Georgia No. 10 RHP recruit by Perfect Game ... Tabbed Top 125 RHP overall in the country by Perfect Game ... Fastball routinely sat upper 80's, with potential to up it to low 90's ... Originally verbally committed to North Carolina ... Also excelled in the classroom, earning Academic Honor Roll recognition all four years at Mt. Paran.

**PERSONAL**

Born on Nov. 14, 1999 ... Born and raised in Kennesaw, Ga. ... Father – Jay, Mother – Denise ... Twin Sister – Sabrina ... Majoring in Personal Financial Planning at the University of Missouri ... Chose Mizzou over Pittsburgh, Tulane and Wofford.



**STEVE BIESER**  
**HEAD COACH**  
**Third Season**  
**Saint Genevieve, Mo.**  
**Southeast Missouri, '89**

Mizzou Baseball head coach Steve Bieser enters his third season at the helm of the program. In his first two years in Mid-Missouri (2017-18), Bieser's 70 wins were the most-ever by any Mizzou Baseball coach in his first two campaigns. Additionally, the 70 victories marked the winningest two-year stretch by the Tigers since 2008-09. Bieser has produced 26 victories in Southeastern Conference play since taking over the program, marking Mizzou's top two-year stretch in league play since joining its new conference in 2013.

In 2018, the Tigers competed against some of the nation's top talent and recorded 14 wins versus top 50 RPI teams, ranking seventh-most in the NCAA. Mizzou tallied a trio of impressive SEC series triumphs, highlighted by taking two of three at Taylor Stadium against eventual College World Series qualifier, Mississippi State (March 23-25). The Tigers also took two of three versus NCAA Tournament qualifiers Auburn (March 30 - April 1) and Vanderbilt (April 19-21).

In two seasons thus far at Mizzou, Bieser has helped guide 11 players to the MLB Draft with six Tigers taken in the 2018 draft and five Tigers selected in the 2017 draft. LHP Michael Plassmeyer was selected in the fourth round (No. 118 overall) in 2018, marking the third-highest drafted lefty hurler in program history.

Bieser's 2017 inaugural campaign inherited a Tiger squad that went 26-30 (9-20 SEC) a season before. Bieser and his staff engineered one of college baseball's top turnarounds, winning 35-plus games for his fourth consecutive season, guiding Mizzou to a 36-23 campaign, including 14 wins in SEC play. The Tigers put together the school's second-longest winning streak ever, claiming 20 consecutive games during February and March. Mizzou leaped into the national rankings in all seven of the major media services, peaking at No. 5 in the country at one point.

After winning 36 games in 2017, marking his fourth consecutive season reaching that total, Bieser was one of just 13 Division I coaches to accomplish that feat over that time span, dating back to his time at Southeast Missouri. The 36 wins for Mizzou were its most since winning 39 in 2008 and made Bieser the winningest first-year coach in program history.

A big key to Mizzou's turnaround from 2016 to 2017 was Bieser's offensive tutelage, as he maximized the team's approach at the plate using his pitch recognition program and a variety of other advanced statistical metrics. With an aggressive approach, Mizzou saw a 30 percent increase in extra-base hits in one year under Bieser's offensive training program, including a 25 percent increase in doubles and nearly a 70 percent increase in home runs. Mizzou's 52 home runs in 2017 were the most since the introduction of the new bats in college baseball - Mizzou hit 53 in 2010. Mizzou's team batting average rose 13 points, on-base percentage was up 15 points and the team's slugging percentage rose an incredible 43 points. The team's offensive success was even more impressive, considering it lost its top three hitters from the 2016 squad a season before.

While the offensive production was a key story during Mizzou's 20-game win streak early in the year, Bieser's pitching staff excelled during the second half as the Tigers made a run at an NCAA Regional berth. The Tigers finished with a 3.67 staff ERA, their lowest in a season since 2006 - a staff that featured future big leaguers Max Scherzer and Aaron Crow.

In all, five Mizzou players were drafted following the 2017 season, including first-rounder Tanner Houck, who was taken 24th overall, the highest-drafted Tiger since 2009. Houck was the program's seventh all-time first-round selection. Bieser also mentored OF Kameron Misner and LHP T.J. Sikkema to Freshman All-America status. Sikkema earned a spot on the SEC All-Freshman Team as well.

Bieser was named Mizzou's 14th head coach and just the fourth since 1937 on June 30, 2016. Bieser came to Mizzou after an extremely successful career at Southeast Missouri, where he became the only coach ever to win three consecutive Ohio Valley Conference championships and guided the Redhawks to a 2016 NCAA Regional appearance, their first NCAA bid since 2002.

A two-time OVC Coach of the Year, Bieser won 35 or more games in each of his last three seasons at Southeast Missouri, a feat that had been accomplished just once before he took over the program in 2013. Bieser turned in a .587 winning percentage in his time with the Redhawks, marking the best total among any coach in program history.

Bieser turned in a banner year in 2016, as he earned his 100th career victory and opened OVC play with a perfect 12-0 record, the best start in program history. The season culminated in a regular season OVC championship, an OVC Tournament title and the school's first NCAA Regional since 2002, qualifying for the Starkville Regional at SEC champion Mississippi State.

Prior to serving as Southeast Missouri's head coach beginning in 2013, Bieser was the pitching coach for his alma mater from 2011-12 and he carried his prowess for developing hurlers into his head coaching tenure. His most notable pupil was LHP Joey Lucchesi, who became the only pitcher to ever win OVC Pitcher of the Year in back-to-back seasons. Lucchesi shattered the Southeast Missouri and Ohio Valley single-season strikeout records, while also consistently leading the nation in 2016 in the category. He became the first Southeast pitcher to win 10 games in 13 years. He was on the watch lists for the prestigious Golden Spike Award, as well as the College Baseball Hall of Fame's National Pitcher of the Year award.



Following the 2016 season, Lucchesi became the highest draft pick ever out of Southeast Missouri when he was selected in the fourth round (114th overall pick) by the San Diego Padres. He was one of two Redhawks drafted in 2016, marking the first time since 2012 that Southeast Missouri had multiple draft picks.

Aside from success on the field, academic success was a hallmark of Bieser's program at Southeast Missouri. He mentored three Academic All-Americans, 10 Academic All-District picks, one OVC Scholar-Athlete, six OVC Medal of Honor recipients and 48 OVC Commissioner's Honor Roll selections. The Redhawks had at least a 3.0 cumulative grade-point average in all four years under Bieser, grabbing one OVC Team Academic Award along the way.

After a successful playing career at Southeast Missouri, Bieser was drafted in the 32nd round of the 1989 MLB Draft by the Philadelphia Phillies. He played 13 years as a professional with nine of those years coming at Triple-A or higher. He made his Major League debut on April 1, 1997, with the New York Mets and played 60 career MLB games between the Mets and the Pittsburgh Pirates, compiling a .250 career average and a .351 career on-base percentage. Bieser made his Major League debut as a catcher, but his versatility led him to play a variety of positions over his career. He closed out his professional career with the Memphis Redbirds (St. Louis Cardinals Triple-A affiliate), where he guided the team to a Triple-A World Series in 2000. He played every position on the field during his professional career.

Bieser, a native of Saint Genevieve, Missouri, went to Southeast Missouri after a very successful tenure as head coach at St. John Vianney High School in Kirkwood, Missouri. In seven seasons leading the Griffins, his team won two state championships in 2004 and 2006, as he compiled a career record of 137-51 (.729).

Bieser and his wife, Diahann, have a son Cole and three daughters, Whitley, Briley and Carley.

#### Steve Bieser Coaching File

*2017-present*

- ♦ Head Coach at Mizzou

*2013-16*

- ♦ Head Coach at Southeast Missouri

*2011-12*

- ♦ Assistant Coach at Southeast Missouri

*2004-10*

- ♦ Head Coach at Vianney High School (St. Louis, Mo.)

#### Steve Bieser Playing File

**\* 13 total seasons of professional baseball with nine being at Triple-A or higher**

*1998*

- ♦ Pittsburgh Pirates

*1997*

- ♦ MLB debut with New York Mets

*1989*

- ♦ Drafted in the 32nd round by the Philadelphia Phillies

*1988-89*

- ♦ Played collegiately at Southeast Missouri

### BIESER HEAD COACHING HISTORY

Year	Team	W	L	W	L	Conf.	Notes
2013	Southeast Missouri	26	33	13	17	OVC	N/A
2014	Southeast Missouri	37	20	23	7	OVC	OVC Champions
2015	Southeast Missouri	36	23	22	8	OVC	OVC Champions
2016	Southeast Missouri	39	21	22	8	OVC	NCAA Regional
<b>Totals (4 years)</b>		<b>138</b>	<b>97</b>	<b>80</b>	<b>40</b>		
2017	Mizzou	36	23	14	16	SEC	20-game win streak
2018	Mizzou	34	22	12	18	SEC	14 wins over RPI top 50
<b>Totals (2 years)</b>		<b>70</b>	<b>45</b>	<b>26</b>	<b>34</b>		
<b>Career Totals (6 years)</b>		<b>208</b>	<b>142</b>	<b>106</b>	<b>74</b>		





**LANCE RHODES**  
**ASSISTANT COACH**  
**Third Season**  
**Sikeston, Mo.**  
**Southeast Missouri, '08**

Lance Rhodes enters his third season on the Mizzou Baseball coaching staff. Brought into the program in 2017 by head coach Steve Bieser, Rhodes has played a pivotal role into the Tigers' strong run the past two years. Mizzou's 70 wins from 2016-17 marked the program's winningest two-year stretch since 2008-09.

Rhodes' 2018 recruiting class at Mizzou has garnered national recognition, including a No. 17 ranking by Collegiate Baseball News, No. 20 ranking by D1Baseball.com and No. 30 ranking from Baseball America. Headlining the class are a pair of Gatorade Players of the Year in Seth Halvorsen (Minnesota) and Luke Mann (Missouri).

Rhodes was a vital part of the success that Southeast Missouri enjoyed under Bieser's direction, serving as the program's pitching coach and recruiting coordinator. He brought in some of top talent that Southeast Missouri has ever had, including two OVC Pitchers of the Year.

His recruits were a key reason why the Redhawks went from 26 wins in his first year to 37 in his second, 36 in his third and 39 in his fourth, including an NCAA Regional appearance in 2016. His 2014 signing class was the cornerstone of the team's three consecutive regular season OVC championships (2014-16). He recruited 16 players who went on to earn All-OVC honors over those three campaigns.

Rhodes' impact as pitching coach was felt quickly as well. He inherited a pitching staff with a combined ERA of 6.37 and lowered it to 4.00 in 2014. The following year, Rhodes guided Southeast Missouri to OVC-bests in ERA and opponent batting.

Rhodes was the primary position coach for a pair of OVC Pitcher of the Year winners – two-time winner Joey Lucchesi and Travis Hayes. Lucchesi was outstanding during his draft year in 2016, posting a 2.19 ERA with 149 strikeouts, averaging 12.08 per nine innings. In 2018, Lucchesi made his MLB debut with the San Diego Padres, turning in a solid rookie campaign with an 8-9 record and 4.08 ERA over 26 starts.

Rhodes, a former pitcher and volunteer assistant coach for the Redhawks returned to Southeast Missouri after serving as assistant coach for three seasons at Wabash Valley College in Illinois. He served as the pitching coach for the Warriors as they compiled 95 wins over a span of two seasons. While at Wabash Valley College he helped lead the Warriors to back-to-back Great Rivers Athletic Conference regular-season titles. The Warriors also won their first conference tournament championship in 14 years in 2010.

In 2012, Wabash Valley recorded a record of 48-13 as they ranked as high as third in the NJCAA Division I polls, their highest national ranking in school history. His pitching staff recorded an impressive ERA of 2.78.

He was also the pitching coach for the Quincy Gems of the Prospect League in the summer of 2009. He led the Gems to a Western Division Championship that season.

Rhodes graduated from Southeast Missouri in 2008 with a degree in general studies with an emphasis in physical education. He made 37 appearances for the Redhawks over two seasons, compiling a 5-5 career record in 67.0 innings pitched. In 2008, he led all Southeast Missouri pitchers with 22 appearances and 43.1 innings pitched.

The Sikeston, Missouri, native received his master's degree in physical education from Emporia State University. Rhodes and his wife, Brittney, have two sons, Max (3) and Cooper (2).



**FRED CORRAL**  
**ASSISTANT COACH**  
**Second Season**  
**Ripon, Calif.**  
**Sacramento State, '98**

Mizzou Baseball head coach Steve Bieser added veteran coach Fred Corral to his coaching staff in August 2017. One of the nation's most experienced and sought-after pitching coaches, Corral brings with him nearly a quarter century of coaching experience after a successful career in both college and professional baseball. Corral brings a 'no-limits' approach to coaching with a tireless work ethic, and stood out to Coach Bieser due to his incredible ability to develop young men, both on and off the baseball diamond.

In his first season in black and gold, the 2018 Mizzou staff ranked among the top 5 in the SEC with six shutouts (first), 2.84 K/BB (second), 3/31 BB/9 IP (third), 3.75 ERA (fourth), 9.4 K/9 IP (fourth) and 1.29 WHIP (fourth). It marked just the Tigers' seventh sub-3.75 team ERA since 1980. Following the season, five Tiger hurlers were selected in the 2018 MLB First-Year Player Draft, led by LHP Michael Plassmeyer (Seattle) in the fourth round (No. 118 overall). Plassmeyer was the third-highest drafted lefty in program history.

With 25 years of coaching experience across all levels of baseball, 10 of those years have come in the Southeastern Conference with three coming in professional baseball. He spent five seasons at fellow SEC East foe Georgia, coaching 12 pitchers to MLB Draft selections, including 2016 first-round pick Robert Tyler (38th overall to Colorado). He coached Tyler to a 2.68 ERA as a freshman in 2014, the lowest ERA by a UGA pitcher in 10 years. The highlight of his coaching tenure at Georgia came in 2016 when the Bulldogs staff limited batters to a .241 average, resetting the program record.

Before his time at Georgia, Corral helped Memphis to arguably its best four-year stretch on the mound in program history. His 2013 team posted a 3.05 staff ERA, the lowest by a Tigers team since 1976 while striking out more than 400 batters in three of four seasons, including a school-record 462 in 2010.

Corral's roots in the SEC run much deeper than his most recent time with Mizzou and Georgia. He coached at Tennessee in two different stints from 2003-04 and 2008-09. During Corral's first run in Knoxville, the Volunteers' pitching staff ranked among the best in the SEC. His staffs posted consecutive sub-3.90 ERAs, and the Volunteers' 3.51 ERA in 2004 was the 13th-best in the nation. The 2004 Tennessee staff recorded the fifth-most strikeouts in school history and held opponents to a .243 batting average, which was its lowest mark in nine seasons.

Four of Corral's pitchers at Tennessee were selected in the MLB draft. He signed James Adkins and coached Luke Hochevar, hurlers who rank first and third on the Volunteers' all-time strikeouts list. Hochevar was the No. 1 overall pick by the Kansas City Royals in 2006.

Corral's former pupils who have reached the Major Leagues include: Garrett Richards (Los Angeles Angels) ... Luke Hochevar (Kansas City) ... Matt Riley (Baltimore, Texas) ... Adam Bernero (Detroit, Colorado, Atlanta, Philadelphia, Kansas City) ... Michael Neu (Oakland, Florida) ... Joe Horgan (Montreal, Washington) ... Daniel McCutchen (Pittsburgh, Texas) ... Charlie Zink (Boston) ... Sam Moll (Oakland).

Additionally, 83 former players under Corral's tutelage have signed professional baseball contracts in his 25 years of collegiate baseball coaching experience.

Corral is no stranger to professional baseball either, having served as a pitching instructor in both the Los Angeles Dodgers (2000-01) and Montreal Expos (1999) organizations.

Corral is married to the former Cynthia Drost, of Ripon, Calif., and they have three children, Kaitlyn Joy (18), Justin Jerome (14) and Jordan Patrick (7). Also, they raised two nieces, Marisa (28) and Chelsea (25), and two nephews, Michael (30) and Robert (24).



**JAKE EPSTEIN**  
**ASSISTANT COACH**  
**First Season**  
**San Jose, Calif.**  
**Cal State Fullerton, '00**



**JAE FADDE**  
**DIRECTOR OF OPERATIONS**  
**Second Season**  
**West Lafayette, Ind.**  
**Purdue, '08**

Mizzou Baseball head coach Steve Bieser announced the addition of Jake Epstein to his coaching staff on February 4, 2019. Epstein will serve as an assistant coach for the Tigers with an emphasis on hitting.

"Returning to Mizzou to join Coach Bieser's staff is a dream come true," Epstein said. "I'm ecstatic to have the opportunity to give back to a program that provided me so much opportunity and molded me into who I am today. Seeing the advancements in the baseball program since the time I was here is absolutely mind-blowing and my hope is to be a part of the next generation of Tigers to help build the program to an even higher level. Having the utmost respect for Coach Bieser, his entire staff and the University of Missouri made the decision to return to Columbia an easy one."

Widely regarded as one of the nation's top hitting instructors, Epstein brings a wealth of playing and coaching experience to Mizzou. As the founder and lead instructor for the Epstein Online Hitting Academy, Jake has consulted with three Major League Baseball organizations and trained over 250 professional baseball players and NCAA baseball and softball stars.

Epstein enjoyed a standout playing career prior to his current coaching tenure, starring for the University of Missouri (1997-99) and Cal State Fullerton (2000). In 1999, Epstein was named a co-captain for the Tigers following a 1998 All-Big 12 sophomore campaign. That season, he hit .319 with 10 doubles, 15 home runs, 55 RBI and a 1.105 OPS in a powerful Tiger lineup.

Epstein was known for his light tower power at the plate, highlighted by a Big 12 Conference Championship record 576-foot home run. Following his successful three-year stint in Mid-Missouri, Epstein transferred to Cal State Fullerton and led the Titans with nine home runs and 48 RBI.

Following the 2000 campaign, he signed with the Anaheim Angels organization and hit .336 with 14 doubles, one triple, five home runs and 33 RBI in his lone season of professional baseball. Epstein was originally drafted in the 34th round of the 1996 MLB Draft by the San Diego Padres out of Mount Carmel High School.

Epstein ended his baseball career to pursue a business career as a Sales and Marketing Manager for Kemper Sports. In 2003, he joined the aforementioned Epstein Hitting Academy.

For the past 15-plus years, Epstein has served as a full-time hitting instructor with professional and amateur players while also assisting as a hitting consultant for the Milwaukee Brewers organization.

Epstein is a 2000 graduate from Cal State Fullerton with degrees in Business (Marketing) and Communications (Advertising). He was born in San Jose, Calif., while residing in Denver, Colo., the past 15 years. Epstein is married to his wife, Jamie, and has three daughters - Ella, Hannah and Vivienne.

Jae Fadde is beginning his second season on the Mizzou Baseball staff and first as the program's Director of Baseball Operations. In his role, he oversees all administrative aspects of Tiger Baseball, including budget, team travel, game operations, alumni events and assisting the coaching staff with on-campus recruiting. Fadde also assists the efforts of the marketing and ticket offices and is the contact point for all communication between the program and the Dugout Club, former players and Tiger Scholarship Fund.

A seven-year SEC veteran and five-year SEC baseball veteran, Fadde joined Mizzou Baseball in a newly-created position in 2018, serving as the Director of Player Development. Mizzou head coach Steve Bieser added Fadde to his staff after a seven-year stint at Texas A&M working with both the football and baseball programs. In 2012, he was awarded the prestigious Texas A&M Athletic Directors Teammate Award for his work with both programs.

Originally from West Lafayette, Ind., Fadde is married to the former Lindsey Liddicoat. The couple have three children, Reagan, and twins Mason and McKenzie. His father, Peter, is the Chief Science Officer for GameSense Sports pitch recognition technology and sister, Elizabeth Monaghan, played softball for the University of Kentucky.



**AUSTIN TRIBBY**  
**GRADUATE ASSISTANT**  
**Second Season**  
**Springfield, Mo.**  
**Missouri, '16**

Former Mizzou pitcher Austin Tribby joined the Mizzou Baseball staff as a graduate assistant in 2018. The upcoming 2019 campaign will serve as his second year on staff with the Tigers.

Tribby was a standout LHP at Mizzou from 2013-16, becoming a dependable bullpen arm before being drafted as a senior in the 35th round by the Minnesota Twins. With 31 appearances in both the 2014 and 2015 seasons, Tribby was one of the most durable arms in program history, ranking 10th all-time in appearances in a single season with his 31 in each campaign. His 91 career pitching appearances rank fifth in Tiger history.

Tribby returned to the University of Missouri to earn his master's degree following a brief minor league career in 2016. In his lone season with the Elizabethton Twins Rookie Ball squad, Tribby tallied a perfect 5-0 record in 16 games pitched with nearly a strikeout an inning.

Prior to his playing career at Mizzou, Tribby compiled a 23-4 record with a 1.02 ERA in 165.2 innings pitched in his four-year career at Springfield Catholic High School under the direction of head coach Jason Daugherty. He was a two-way star in his 2012 senior campaign, hitting .340 with four home runs and 36 RBI at the plate, while posting a 10-0 record with a 0.55 ERA and 104 strikeouts on the bump.



**BRETT PEEL**  
**GRADUATE ASSISTANT**  
**First Season**  
**St. Charles, Mo.**  
**Missouri, '15**

Mizzou Baseball alum Brett Peel enters his first season on the Tiger coaching staff as a graduate assistant. Peel will assist Coach Bieser and the rest of the Mizzou staff during practices and gameday.

Peel competed in black and gold from 2014-15, appearing in 75 total games with 65 starts. In his 2015 senior campaign, he started in 57 games at second base and led off in 46 of those contests. Peel recorded a team-high 40 runs, 15 RBI and reset his career-high in doubles with nine. He led the team in walks and runs scored, as his 40 runs were the most by a Tiger since Blake Brown posted 51 in 2012.

Peel was also a menace on the basepaths in 2015, pacing Mizzou and ranking fifth in the Southeastern Conference with 22 stolen bases. His 22 steals on the season ranked as the third-most in program history and the most by a Tiger since Torre Tyson stole 37 in 1998. Peel became just the seventh Tiger ever to steal 20 or more bases in a single season.

Prior to joining the Tigers, Peel hit .336 with a pair of home runs and 25 RBI for Jefferson College in 2013 and showed great speed on the base paths, stealing 21 bags and scoring 26 runs. In 2012, he played in 38 games overall and had an OBP of .408 while slugging .463 with seven doubles, two triples and a pair of home runs.



**BRETT SIGLEY**

ATHLETIC TRAINER

First Season  
Rivesville, W. Va.  
West Virginia, '14



**RYAN JOHNSON**

STRENGTH & CONDITIONING

First Season  
Jackson, Mo.  
Nebraska-Omaha, '06



**ANDY OLDENBURG**

STRATEGIC COMMUNICATIONS

First Season  
Manchester, Mo.  
Missouri, '10



**MATT KANE**

ADVANCED ANALYTICS

Third Season  
Chesterfield, Mo.  
Missouri, '20



**ALEX BARTON**

BULLPEN CATCHER

Fourth Season  
Jefferson City, Mo.  
Missouri, '19



**LUKE MOEHLE**

BULLPEN CATCHER

First Season  
Kansas City, Mo.  
Missouri, '22



**JASON HAGERTY**

STUDENT MANAGER

First Season  
St. Louis, Mo.  
Miami (Fla.), '09



**PATRICK CARNEY**

STUDENT MANAGER


First Season  
St. Louis, Mo.  
Missouri, '20



**CHASE HARMON**

STUDENT MANAGER

First Season  
Wentzville, Mo.  
Missouri, '22



**JARED HINTON**

STUDENT MANAGER

Third Season  
Blue Springs, Mo.  
Missouri, '19



**RYAN MCLACHLAN**

STUDENT MANAGER

First Season  
Fulton, Mo.  
Missouri, '19





Record: 34-22 Home: 22-8 Away: 10-12 Neutral: 2-2 Conference: 12-18

Player	avg	gp-gs	ab	r	h	2b	3b	hr	rbi	tb	slg%	bb	hp	so	gdp	ob%	sf	sh	sb-att	po	a	e	fld%
30 Kameron Misner	.360	34-34	125	36	45	9	3	4	25	72	.576	32	2	26	0	.497	0	1	13-19	185	9	1	.995
4 Brian Sharp	.321	56-52	196	42	63	9	1	8	39	98	.500	33	1	54	2	.418	2	2	5-6	253	55	7	.978
22 Trey Harris	.316	56-55	215	54	68	8	1	11	50	111	.516	22	15	34	4	.413	2	1	12-15	99	4	0	1.000
20 Chad McDaniel	.274	40-28	113	16	31	5	0	0	6	36	.319	21	1	27	4	.393	0	0	0-1	47	5	0	1.000
5 Brett Bond	.268	55-54	205	24	55	8	0	2	28	69	.337	21	6	54	10	.347	4	1	5-9	448	64	6	.988
3 Alex Samples	.253	49-38	150	21	38	9	1	0	17	49	.327	16	1	24	4	.329	0	6	4-4	27	78	5	.955
7 Chris Cornelius	.250	48-47	156	25	39	5	0	1	23	47	.301	19	3	31	3	.339	2	3	3-5	74	131	6	.972
44 Zach Hanna	.247	52-40	150	21	37	6	0	7	34	64	.427	19	5	53	1	.347	2	4	4-6	55	0	1	.982
9 Mark Vierling	.229	38-27	109	17	25	6	0	1	16	34	.312	16	2	11	6	.336	1	0	2-2	38	44	2	.976
10 Matt Berler	.226	45-31	124	14	28	5	2	1	19	40	.323	15	6	29	3	.338	0	1	4-5	56	59	2	.983
8 Connor Brumfield	.221	51-43	154	28	34	4	0	1	15	41	.266	25	3	43	0	.335	3	11	9-12	89	3	1	.989
-----																							
2 Andy Toelken	.500	2-0	2	0	1	0	0	0	0	1	.500	0	0	0	0	.500	0	0	0-0	3	8	1	.917
6 Cade Bormet	.261	34-15	69	13	18	6	0	0	7	24	.348	12	2	24	0	.386	0	4	3-3	15	0	2	.882
28 Tony Ortiz	.231	33-8	52	10	12	3	0	1	13	18	.346	4	0	21	0	.276	2	0	0-0	37	2	0	1.000
18 Paul Gomez	.179	30-18	56	9	10	0	0	0	5	10	.179	17	4	17	0	.397	1	4	2-2	28	49	2	.975
32 Isaiah Cullum	.133	18-9	30	7	4	1	0	1	5	8	.267	7	1	9	3	.316	0	0	1-1	57	2	0	1.000
24 Nile Ball	.000	2-0	2	0	0	0	0	0	0	0	.000	0	0	0	1	.000	0	0	0-0	3	7	1	.909
39 Cody Siebenberger	.000	1-0	1	0	0	0	0	0	0	0	.000	0	0	1	0	.000	0	0	0-0	0	2	0	1.000
12 Tyler LaPlante	.000	1-1	0	0	0	0	0	0	0	0	.000	0	0	0	0	.000	0	0	0-0	3	6	0	1.000
17 TJ Sikkema	.000	1-1	0	0	0	0	0	0	0	0	.000	0	0	0	0	.000	0	0	0-0	0	11	0	1.000
43 Bryce Montes De Oca	.000	2-2	0	0	0	0	0	0	0	0	.000	0	0	0	0	.000	0	0	0-0	2	6	0	1.000
13 Michael Plassmeyer	.000	2-2	0	0	0	0	0	0	0	0	.000	0	0	0	0	.000	0	0	0-0	4	12	2	.889
Totals	.266	56	1909	337	508	84	8	38	302	722	.378	279	52	458	41	.371	19	38	67-90	1527	571	42	.980
Opponents	.247	56	1908	227	472	82	9	40	214	692	.363	187	53	531	43	.329	15	19	27-52	1496	540	71	.966

LOB - Team (466), Opp (428). DPs turned - Team (46), Opp (49). TPs turned - Team (1). CI - Team (0), Opp (2). IBB - Team (13), Misner 5, Harris 4, Sharp 2, Samples 1, Hanna 1, Opp (2). Picked off - Sharp 3, Brumfield 1.

## (All games Sorted by Earned run avg)

Player	era	w-l	app	gs	cg	sho	sv	ip	h	r	er	bb	so	2b	3b	hr	b/avg	wp	hp	bk	sfa	sha
12 Tyler LaPlante	2.75	4-3	13	10	1	0/0	0	59.0	44	20	18	17	56	11	3	4	.207	5	3	0	1	1
13 Michael Plassmeyer	3.05	5-4	14	14	2	1/0	0	91.1	86	34	31	17	103	13	2	6	.249	4	8	3	4	3
43 Bryce Montes De Oca	3.13	6-4	15	9	0	0/1	1	54.2	32	20	19	33	65	6	0	4	.171	5	7	0	1	2
17 TJ Sikkema	3.34	3-5	16	10	0	0/1	0	70.0	75	27	26	20	76	10	0	5	.275	5	5	0	1	3
4 Brian Sharp	3.38	4-0	10	4	0	0/1	0	32.0	29	12	12	10	29	4	2	3	.254	4	3	0	1	4
24 Nile Ball	3.52	2-1	21	0	0	0/1	6	38.1	30	20	15	17	33	6	0	2	.219	2	12	0	1	2
2 Andy Toelken	3.77	6-3	21	5	0	0/2	3	57.1	59	24	24	19	48	8	0	6	.267	5	6	0	3	1
-----																						
42 Cameron Pferrer	2.89	1-0	10	0	0	0/1	0	9.1	9	4	3	1	9	1	1	0	.243	2	2	1	1	0
31 Giovanni Lopez	3.86	0-0	14	0	0	0/1	0	14.0	15	6	6	11	17	3	0	1	.273	4	2	0	1	0
49 Jordan Gubelman	4.03	1-0	15	1	0	0/1	1	22.1	21	10	10	8	30	5	0	3	.241	2	0	0	0	0
36 Drake Greenwood	4.50	0-0	2	0	0	0/1	0	2.0	3	1	1	0	1	0	1	0	.375	0	0	0	0	0
16 Ryan Rickett	4.91	0-0	4	0	0	0/1	0	3.2	5	2	2	0	5	0	0	0	.313	1	0	0	0	0
21 Ian Bedell	6.17	1-1	7	0	0	0/1	1	11.2	12	8	8	6	13	3	0	1	.255	0	0	0	0	0
35 Cameron Dulle	6.55	1-0	10	0	0	0/3	0	11.0	12	8	8	4	13	3	0	0	.300	2	0	0	1	0
27 Nolan Gromacki	7.71	0-0	6	0	0	0/0	0	4.2	4	4	4	3	7	0	0	1	.235	0	1	0	0	0
11 Konnor Ash	7.98	0-0	14	2	0	0/0	0	14.2	19	14	13	9	14	4	0	3	.333	2	0	0	0	1
19 Luke Anderson	8.10	0-0	11	0	0	0/1	1	10.0	14	10	9	9	10	3	0	1	.311	2	2	1	0	0
39 Cody Siebenberger	9.00	0-1	6	1	0	0/1	0	3.0	3	3	3	3	2	2	0	0	.333	0	2	0	0	2
Totals	3.75	34-22	56	56	3	6/5	13	509.0	472	227	212	187	531	82	9	40	.247	45	53	5	15	19
Opponents	5.22	22-34	56	56	0	1/1	13	498.2	508	337	289	279	458	84	8	38	.266	62	52	8	19	38

PB - Team (12), Bond 11, McDaniel 1, Opp (9). Pickoffs - Team (3), Ash 1, Plassmeyer 1, Bond 1, Opp (4). SBA/ATT - Bond (26-49), Plassmeyer (6-8), Toelken (3-8), Montes (6-8), Sikkema (4-7), LaPlante (2-7), Ash (2-5), Pferrer (2-2), McDaniel (1-2), Ball (0-2), Anderson (2-2), Gubelman (0-1), Sharp (0-1), Dulle (0-1).



Record: 12-18 Home: 7-8 Away: 5-10 Conference: 12-18

Player	avg	gp-gs	ab	r	h	2b	3b	hr	rbi	tb	slg%	bb	hp	so	gdp	ob%	sf	sh	sb-att	po	a	e	fld%
30 Kameron Misner	.310	14-14	58	10	18	2	0	1	3	23	.397	6	1	12	0	.385	0	1	3-5	45	3	0	1.000
22 Trey Harris	.294	30-29	119	19	35	2	1	5	24	54	.454	9	6	23	2	.370	1	0	1-3	58	2	0	1.000
4 Brian Sharp	.263	30-30	114	16	30	3	0	5	11	48	.421	15	0	38	1	.349	0	2	1-2	221	21	4	.984
20 Chad McDaniel	.250	23-17	64	6	16	0	0	0	2	16	.250	10	0	18	1	.351	0	0	0-0	2	0	0	1.000
7 Chris Cornelius	.230	27-26	87	11	20	1	0	1	8	24	.276	8	1	22	2	.299	1	2	1-3	49	69	2	.983
5 Brett Bond	.224	30-30	116	6	26	3	0	1	15	32	.276	8	1	38	5	.276	2	1	2-6	261	39	4	.987
10 Matt Berler	.222	24-17	63	7	14	3	0	1	10	20	.317	7	4	15	0	.338	0	1	2-2	24	35	2	.967
3 Alex Samples	.206	30-27	97	7	20	3	0	0	3	23	.237	10	0	14	2	.280	0	4	1-1	19	56	3	.962
44 Zach Hanna	.165	27-20	79	6	13	3	0	4	11	28	.354	6	0	34	0	.221	1	2	0-0	29	0	1	.967
8 Connor Brumfield	.149	26-22	74	8	11	0	0	1	5	14	.189	11	1	25	0	.264	1	4	3-5	44	1	1	.978
-----																							
6 Cade Bormet	.238	19-10	42	6	10	2	0	0	2	12	.286	4	1	16	0	.319	0	3	1-1	6	0	2	.750
28 Tony Ortiz	.182	15-3	22	3	4	0	0	0	1	4	.182	1	0	9	0	.217	0	0	0-0	16	1	0	1.000
9 Mark Vierling	.136	16-11	44	2	6	0	0	0	4	6	.136	4	1	4	4	.220	1	0	1-1	12	20	2	.941
18 Paul Gomez	.115	14-9	26	1	3	0	0	0	3	3	.115	3	2	10	0	.250	1	1	0-0	12	20	1	.970
32 Isaiah Cullum	.000	4-1	4	0	0	0	0	0	0	0	.000	0	0	4	0	.000	0	0	0-0	2	0	0	1.000
2 Andy Toelken	.000	1-0	1	0	0	0	0	0	0	0	.000	0	0	0	0	.000	0	0	0-0	2	5	1	.875
13 Michael Plassmeyer	.000	1-1	0	0	0	0	0	0	0	0	.000	0	0	0	0	.000	0	0	0-0	3	9	2	.857
17 TJ Sikkema	.000	1-1	0	0	0	0	0	0	0	0	.000	0	0	0	0	.000	0	0	0-0	0	8	0	1.000
12 Tyler LaPlante	.000	1-1	0	0	0	0	0	0	0	0	.000	0	0	0	0	.000	0	0	0-0	2	6	0	1.000
43 Bryce Montes De Oca	.000	1-1	0	0	0	0	0	0	0	0	.000	0	0	0	0	.000	0	0	0-0	1	4	0	1.000
Totals	.224	30	1010	108	226	22	1	19	102	307	.304	102	18	282	17	.304	8	21	16-29	813	307	27	.976
Opponents	.264	30	1040	129	275	45	5	25	121	405	.389	102	25	275	22	.342	9	9	20-36	826	290	35	.970

LOB - Team (225), Opp (243). DPs turned - Team (23), Opp (19). IBB - Team (7), Harris 3, Misner 2, Samples 1, Hanna 1, Opp

(1). Picked off - Sharp 3.

(Conference games only Sorted by Earned run avg)

Player	era	w-l	app	gs	cg	sho	sv	ip	h	r	er	bb	so	2b	3b	hr	b/avg	wp	hp	bk	sfa	sha
2 Andy Toelken	3.07	3-1	12	1	0	0/0	2	29.1	30	10	10	13	25	4	0	1	.268	2	2	0	1	0
13 Michael Plassmeyer	3.12	3-4	10	10	2	1/0	0	66.1	62	26	23	14	68	7	2	5	.247	4	7	3	4	3
12 Tyler LaPlante	3.82	0-3	8	5	1	0/0	0	33.0	29	16	14	11	32	7	2	4	.236	2	2	0	0	1
17 TJ Sikkema	3.88	2-5	11	9	0	0/0	0	55.2	61	24	24	16	61	7	0	5	.277	4	3	0	1	1
24 Nile Ball	4.21	1-1	12	0	0	0/1	3	25.2	22	13	12	13	24	4	0	2	.244	0	6	0	1	1
43 Bryce Montes De Oca	4.94	2-4	8	5	0	0/1	1	27.1	23	16	15	20	28	4	0	3	.232	3	2	0	1	2
-----																						
4 Brian Sharp	0.00	0-0	1	0	0	0/0	0	0.1	1	0	0	1	0	0	1	0	.500	0	0	0	0	0
42 Cameron Pferrer	1.80	1-0	5	0	0	0/0	0	5.0	6	2	1	1	6	0	0	0	.273	2	1	1	0	0
11 Konnor Ash	2.25	0-0	4	0	0	0/0	0	4.0	3	1	1	2	3	0	0	0	.231	1	0	0	0	1
31 Giovanni Lopez	3.68	0-0	6	0	0	0/0	0	7.1	9	3	3	4	9	2	0	1	.310	2	1	0	1	0
49 Jordan Gubelman	7.11	0-0	10	0	0	0/0	0	12.2	18	10	10	5	15	5	0	3	.327	2	0	0	0	0
19 Luke Anderson	13.50	0-0	2	0	0	0/0	0	2.0	4	3	3	2	1	2	0	0	.400	0	1	0	0	0
35 Cameron Dulle	16.20	0-0	2	0	0	0/0	0	1.2	4	3	3	0	2	2	0	0	.444	0	0	0	0	0
21 Ian Bedell	27.00	0-0	1	0	0	0/0	0	0.2	3	2	2	0	1	1	0	1	.600	0	0	0	0	0
Totals	4.02	12-18	30	30	3	2/1	6	271.0	275	129	121	102	275	45	5	25	.264	22	25	4	9	9
Opponents	2.81	18-12	30	30	0	1/1	10	275.1	226	108	86	102	282	22	1	19	.224	18	18	4	8	21

PB - Team (8), Bond 8, Opp (1). Pickoffs - Team (2), Plassmeyer 1, Bond 1, Opp (3). SBA/ATT - Bond (20-35), Plassmeyer (6-7),

Sikkema (4-7), Montes (5-6), LaPlante (1-6), Ash (2-3), Toelken (0-2), Ball (0-2), Gubelman (0-1), Anderson (1-1), Pferrer

(1-1).



Date	Opponent	Score	Inns	Overall	Conference	Pitcher of record	Attend	Time
Feb 16, 2018	at FIU	w 3-1	9	1-0-0	0-0-0	Sikkema (W 1-0)	1234	3:31
Feb 17, 2018	at FIU	w 22-1	9	2-0-0	0-0-0	Plassmeyer (W 1-0)	1234	3:31
Feb 18, 2018	at FIU	L 5-11	9	2-1-0	0-0-0	Siebenberger (L 0-1)	1234	3:53
Feb 21, 2018	at Miami	w 9-0	9	3-1-0	0-0-0	Sharp (W 1-0)	2202	3:20
Feb 23, 2018	vs Northeastern	w 5-2	9	4-1-0	0-0-0	Montes (W 1-0)	1678	2:48
Feb 24, 2018	vs Northeastern-1	L 8-10	9	4-2-0	0-0-0	Bedell (L 0-1)	498	3:30
Feb 24, 2018	vs Northeastern-2	w 20-1	9	5-2-0	0-0-0	LaPlante (W 1-0)	325	3:11
Feb 25, 2018	vs Northeastern	L 2-4	9	5-3-0	0-0-0	Toelken (L 0-1)	541	2:53
Feb 27, 2018	ALABAMA A&M	w 7-3	9	6-3-0	0-0-0	Bedell (W 1-0)	822	2:37
Feb 28, 2018	ALABAMA A&M	w 14-0	9	7-3-0	0-0-0	Dulle (W 1-0)	373	2:55
Mar 02, 2018	UMBC	w 7-1	9	8-3-0	0-0-0	Montes (W 2-0)	588	2:25
Mar 03, 2018	UMBC	w 6-5	(13)	9-3-0	0-0-0	Ball (W 1-0)	736	4:21
Mar 04, 2018	UMBC	w 5-0	9	10-3-0	0-0-0	Toelken (W 1-1)	510	2:37
Mar 09, 2018	LA SALLE	w 8-5	9	11-3-0	0-0-0	Montes (W 3-0)	373	3:18
Mar 10, 2018	LA SALLE-1	w 7-1	9	12-3-0	0-0-0	Plassmeyer (W 2-0)	876	2:43
Mar 10, 2018	LA SALLE-2	w 7-0	9	13-3-0	0-0-0	Toelken (W 2-1)	702	3:04
Mar 13, 2018	#20 WICHITA STATE	w 9-4	9	14-3-0	0-0-0	LaPlante (W 2-0)	510	3:20
* Mar 16, 2018	at #16 LSU	L 2-4	9	14-4-0	0-1-0	Montes (L 3-1)	10334	3:18
* Mar 17, 2018	at #16 LSU	w 12-6	9	15-4-0	1-1-0	Plassmeyer (W 3-0)	10747	3:49
* Mar 18, 2018	at #16 LSU	L 5-7	9	15-5-0	1-2-0	Toelken (L 2-2)	10141	3:06
Mar 20, 2018	ARKANSAS STATE	w 11-1	9	16-5-0	1-2-0	LaPlante (W 3-0)	406	2:45
Mar 21, 2018	ARKANSAS STATE	w 14-9	9	17-5-0	1-2-0	Sharp (W 2-0)	407	3:55
* Mar 23, 2018	MISSISSIPPI STATE	w 4-1	9	18-5-0	2-2-0	Sikkema (W 2-0)	406	2:51
* Mar 24, 2018	MISSISSIPPI STATE	L 1-3	(15)	18-6-0	2-3-0	LaPlante (L 3-1)	406	5:20
* Mar 25, 2018	MISSISSIPPI STATE	w 5-4	(11)	19-6-0	3-3-0	Toelken (W 3-2)	496	4:14
* Mar 30, 2018	at #16 Auburn	L 2-5	9	19-7-0	3-4-0	Sikkema (L 2-1)	3629	2:20
* Mar 31, 2018	at #16 Auburn	w 2-1	9	20-7-0	4-4-0	Toelken (W 4-2)	3286	3:12
* Apr 01, 2018	at #16 Auburn	w 5-0	9	21-7-0	5-4-0	Montes (W 4-1)	3005	2:59
Apr 04, 2018	SIU-EDWARDSVILLE	w 12-1	9	22-7-0	5-4-0	LaPlante (W 4-1)	406	2:55
* Apr 06, 2018	ALABAMA	L 1-2	9	22-8-0	5-5-0	Sikkema (L 2-2)	406	2:45
* Apr 07, 2018	ALABAMA-1	w 1-0	9	23-8-0	6-5-0	Plassmeyer (W 4-0)	-	2:39
* Apr 07, 2018	ALABAMA-2	L 1-5	9	23-9-0	6-6-0	Montes (L 4-2)	541	2:45
Apr 10, 2018	at #19 Missouri State	w 8-6	9	24-9-0	6-6-0	Gubelman (W 1-0)	3307	3:05
* Apr 13, 2018	at #1 Florida	L 1-3	9	24-10-0	6-7-0	Sikkema (L 2-3)	6214	2:28
* Apr 14, 2018	at #1 Florida-1	L 2-10	9	24-11-0	6-8-0	LaPlante (L 4-2)	5820	2:48
* Apr 14, 2018	at #1 Florida-2	L 2-7	9	24-12-0	6-9-0	Plassmeyer (L 4-1)	3955	3:17
Apr 17, 2018	CHICAGO STATE	w 5-3	9	25-12-0	6-9-0	Sharp (W 3-0)	613	3:13
* Apr 19, 2018	#10 VANDERBILT	w 2-1	9	26-12-0	7-9-0	Sikkema (W 3-3)	780	2:41
* Apr 20, 2018	#10 VANDERBILT	w 3-1	9	27-12-0	8-9-0	Montes (W 5-2)	2312	3:26
* Apr 21, 2018	#10 VANDERBILT	L 2-6	9	27-13-0	8-10-0	Plassmeyer (L 4-2)	3146	2:55
Apr 24, 2018	MISSOURI STATE	w 8-2	9	28-13-0	8-10-0	Sharp (W 4-0)	2331	3:20
* Apr 27, 2018	at #13 Kentucky	L 1-2	9	28-14-0	8-11-0	Sikkema (L 3-4)	4112	2:52
* Apr 28, 2018	at #13 Kentucky	w 14-11	9	29-14-0	9-11-0	Plassmeyer (W 5-2)	3864	3:54
* Apr 29, 2018	at #13 Kentucky	L 10-11	9	29-15-0	9-12-0	Montes (L 5-3)	3499	3:51
May 01, 2018	at Iowa	w 17-16	(11)	30-15-0	9-12-0	Montes (W 6-3)	596	4:58
* May 03, 2018	#20 GEORGIA	L 6-10	9	30-16-0	9-13-0	Sikkema (L 3-5)	817	3:36
* May 04, 2018	#20 GEORGIA	L 3-5	9	30-17-0	9-14-0	Ball (L 1-1)	1342	2:53
* May 05, 2018	#20 GEORGIA	L 1-7	9	30-18-0	9-15-0	Montes (L 6-4)	1024	2:48
* May 11, 2018	at South Carolina	w 5-3	9	31-18-0	10-15-0	Toelken (W 5-2)	6922	3:22
* May 12, 2018	at South Carolina	L 3-6	9	31-19-0	10-16-0	Plassmeyer (L 5-3)	7216	3:17
* May 13, 2018	at South Carolina	L 0-1	9	31-20-0	10-17-0	LaPlante (L 4-3)	6435	2:39
May 15, 2018	INDIANA ST.	w 8-7	9	32-20-0	10-17-0	Toelken (W 6-2)	696	3:37
* May 17, 2018	TENNESSEE	w 3-2	(12)	33-20-0	11-17-0	Pferrer (W 1-0)	906	4:26
* May 18, 2018	TENNESSEE	L 1-2	9	33-21-0	11-18-0	Plassmeyer (L 5-4)	1264	2:30
* May 19, 2018	TENNESSEE	w 8-3	9	34-21-0	12-18-0	Ball (W 2-1)	1176	3:01
May 22, 2018	at #23 South Carolina	L 2-4	9	34-22-0	12-18-0	Toelken (L 6-3)	8072	3:07

( ) extra inning game



Score by innings	1	2	3	4	5	6	7	8	9	EX	Total
Mizzou	38	23	27	37	70	28	43	48	17	6	337
Opponents	27	15	24	13	19	32	28	45	20	4	227

**Record when ...**

Overall	34-22	After 6 leading	27-1
Conference	12-18	..... trailing	2-16
Non-Conference	22-4	..... tied	5-5
Home games	22-8	After 7 leading	29-3
Away games	10-12	..... trailing	2-15
Neutral site	2-2	..... tied	3-4
Day games	10-12	After 8 leading	30-2
Night games	24-10	..... trailing	2-19
vs Left starter	5-4	..... tied	2-1
vs Right starter	29-18		
1-Run games	8-5	Hit 0 home runs	17-14
2-Run games	5-8	... 1 home run	12-6
5+Run games	16-4	... 2+ home runs	5-2
Extra innings	4-1		
Shutouts	6-1	Opponent 0 home runs	25-6
		..... 1 home run	6-11
Scoring 0-2 runs	3-15	..... 2+ HRs	3-5
..... 3-5 runs	10-4		
..... 6-9 runs	12-2	Made 0 errors	23-5
..... 10+ runs	9-1	.... 1 error	6-11
		.... 2+ errors	5-6
Opponent 0-2 runs	20-4		
..... 3-5 runs	8-8	Opp. made 0 errors	5-10
..... 6-9 runs	4-5	..... 1 error	14-9
..... 10+ runs	2-5	..... 2+ errors	15-3
Scored in 1st inning	14-7		
Opp. scored in 1st	5-11	Out-hit opponent	21-2
Scores first	24-10	Out-hit by opponent	9-19
Opp. scores first	10-12	Hits are tied	4-1

**Record when team scores:**

Runs	0	1	2	3	4	5	6	7	8	9	10+
W-L	0-1	1-7	2-7	3-2	1-0	6-2	1-1	4-0	5-1	2-0	9-1

**Record when opponent scores:**

Runs	0	1	2	3	4	5	6	7	8	9	10+
W-L	6-0	11-1	3-3	4-2	2-3	2-3	2-2	1-3	0-0	1-0	2-5

**Record when leading after:**

Inn.	1	2	3	4	5	6	7	8
W-L	13-3	19-1	21-2	23-4	28-1	27-1	29-3	30-2

**Record when trailing after:**

Inn.	1	2	3	4	5	6	7	8
W-L	4-9	4-10	6-13	7-15	2-16	2-16	2-15	2-19

**Record when tied after:**

Inn.	1	2	3	4	5	6	7	8
W-L	17-10	11-11	7-7	4-3	4-5	5-5	3-4	2-1

Current losing streak: 1

Longest winning streak: 9

Longest losing streak: 3

Home attendance : 25371 ( 29 dates avg = 874 )

Away attendance : 110100 ( 26 dates avg = 4234 )

Total attendance: 135471 ( 55 dates avg = 2463 )





## SINGLE-GAME RECORDS

### INDIVIDUAL BATTING/FIELDING

**Most At Bats: 8**

Chip Hale, 5/8/1971 vs. Oklahoma State  
John Marquardt, 5/8/1982 vs. Kansas State

**Most Runs Scored: 6**

Jay Hankins, 5/19/1956 vs. Nebraska  
Bill Mondrella, 2/28/1991 vs. Northern Iowa  
Jacob Priday, 4/19/2008 vs. Texas

**Most Hits: 6**

Jay Hankins, 5/19/1956 vs. Nebraska  
Jeff Terrell, 5/5/1995 vs. Iowa State

**Most Doubles: 4**

W.T. Hoover, 5/14/1999 vs. Bradley

**Most Triples: 3**

Ralph Hochgrebe, 5/11/1959 vs. Kansas State  
Jim Estes, 4/28/1961 vs. Kansas State  
J.R. Warner, 2/26/1999 vs. Notre Dame

**Most Home Runs: 4**

Jacob Priday, 4/19/2008 vs. Texas

**Most Total Bases: 17**

Jacob Priday, 4/19/2008 vs. Texas

**Most Bases on Balls: 6**

Bryan Seymour, 5/9/1997 vs. Arkansas State

**Most Runs Batted In: 9**

Jacob Priday, 4/19/2008 vs. Texas  
Brian Sharp, 2/24/2018 vs. Northeastern

**Most Stolen Bases: 4**

Dick Dickinson, 4/19/1954 vs. Sedalia  
Paul Stehr, 5/19/1956 vs. Nebraska  
Conner Mach, 3/12/11 vs. LeMoyne

**Most Sacrifices: 3**

Bob Price, 4/20/1963 vs. Colorado

**Most Putouts: 21**

Cody Ehlers, 3/23/2004 vs. Wake Forest

**Most Assists: 10**

Torre Tyson, 5/1/1996 vs. Oklahoma  
Ryan Stegall, 5/5/2001 vs. Eastern Kentucky

### INDIVIDUAL PITCHING

**Most Strikeouts: 20**

Jack Stroud, 4/19/1963, vs. Colorado

**No-Hitters:**

Norm Stewart, 4/13/1956, vs. Arkansas  
Ernie Nevers-Don Miller-Ralph Schultz,  
4/10/1957, vs. Washington (Mo.)  
Larry Bohannon, 4/7/1962, vs. Iowa State  
Dennis Musgraves, 4/25/1964, vs. Kansas State  
Steve Shockey, 4/19/1977, vs. Saint Louis  
Craig Fitzpatrick, 3/8/1980, vs. Purdue  
Dave Spreckels-Bob Baker, 3/15/1981, vs. Iowa  
Jim Maddock, 5/3/1981, vs. Nebraska  
Max Scherzer-Michael Cole, 4/1/2005, vs.  
Texas Tech  
Bryce Montes De Oca-Giovanni Lopez-  
Nolan Gromacki, 3/2/2018 vs. UMBC

### TEAM BATTING/FIELDING

**Most At Bats: 62**

5/8/1971 vs. Oklahoma State

**Most Runs: 35**

1902 vs. William Jewell

**Most Hits: 26**

2/25/2005 vs. Navy  
4/19/2008 vs. Texas

**Most Doubles: 10**

3/28/1997 vs. Rockhurst

**Most Triples: 6**

4/11/1959 vs. Kansas State  
3/15/1982 vs. South Dakota State  
4/19/2003 vs. Baylor

**Most Home Runs: 9**

4/1/1998 vs. Nebraska

**Most Total Bases: 52**

4/19/2008 vs. Texas

**Most Bases on Balls: 18**

3/20/2005 vs. North Dakota State

**Most Runs Batted In: 28**

4/19/2008 vs. Texas

**Most Stolen Bases: 10**

5/19/1956 vs. Nebraska  
3/21/2018 vs. Arkansas State

**Most Sacrifices: 5**

3/31/1956 vs. Oklahoma State  
4/17/1970 vs. Oklahoma State  
4/19/2003 vs. Baylor

**Most Errors: 8**

4/17/1954 vs. Oklahoma State  
5/12/1961 vs. Colorado  
4/6/1962 vs. Iowa State  
3/27/16 vs. Vanderbilt

**Most Putouts: 50**

5/21/2013 vs. Mississippi State

**Most Assists: 23**

5/8/1971 vs. Oklahoma State  
3/21/1987 vs. Mississippi  
3/3/2018 vs. UMBC

**Most Total Chances: 72**

5/8/1971 vs. Oklahoma State

**Longest Game: 16.2 innings**

5/21/2013 vs. Mississippi State

## SEASON RECORDS

### INDIVIDUAL PITCHING

**Most Games Started: 18**

Chris Robertson, 1994  
Danny Hill, 2004  
Nathan Culp, 2006  
Aaron Crow, 2007

**Most Complete Games: 11**

Tom Heckman, 1981

**Most Shutouts: 5**

Keith Weber, 1964

### INDIVIDUAL MISCELLANEOUS

**Most Strikeouts: 75**

Aaron Jaworowski, 1997

**Most Bases on Balls: 61**

Mike Rogers, 1987  
Chopper Littrell, 1993

**Most Times Hit-By-Pitch: 25**

Brock Bond, 2007

**Most Sacrifices: 14**

Connor Brumfield, 2018

**Most Errors: 29**

Tom Ciomber, 1985

**Most Putouts: 572**

Aaron Jaworowski, 1996

**Most Assists: 194**

Gary Arndt, 2006

**Most Total Chances: 583**

Zach Lavy, 2015

**Longest Hitting Streak: 26 games**

Grant Ingram, 1994  
Shane Fairbanks, 1981

**Highest Slugging %: .849**

Dave Silvestri, 1988

**Highest On-Base %: .610**

Ray Uriarte, 1958

### TEAM BATTING/FIELDING

**Most At Bats: 2,180 - 2005****Most Runs: 573 - 1988****Most Hits: 659 - 1996****Most Doubles: 144 - 1996****Most Triples: 44 - 1976****Most Home Runs: 110 - 1998****Most Total Bases: 1,093 - 1986****Most Stolen Bases: 94 - 2011****Most Bases on Balls: 384 - 1996****Most Strikeouts: 493 - 2005****Highest Batting Average: .339 - 1986****Highest Slugging %: .572 - 1998****Highest On-Base%: .425 - 1986**



## INDIVIDUAL

## BATTING AVERAGE

1. Dan Reilly	.471	1960
2. Dan Rudanovich	.463	1965
3. Phil Bradley	.457	1981
4. Ralph Hochgrebe	.451	1959
5. Bob Robben	.440	1965
6. Dave Otto	.424	1985
7. Tommy Nunn	.409	1970
8. John Marquardt	.408	1983
9. Mike Rogers	.407	1986
10. Dave Silvestri	.406	1988

## AT BATS

1. Tim Clark	252	1988
2. Aaron Jaworowski	249	1996
3. Derek Chambers	247	2005
4. Grant Ingram	246	1994
5. Zane Taylor	244	2006
6. Ryan Lollis	240	2009
Ryan Fry	240	1997
8. Ryan Fry	236	1996
9. Ryan Lollis	235	2007
10. Tom Ciombor	234	1987

## HITS

1. Ryan Fry	92	1996
2. Jon Pittenger	91	1988
3. David Sanderson	89	1994
Dave Silvestri	89	1988
5. Grant Ingram	88	1994
Mike Rogers	88	1986
7. Dave Silvestri	86	1987
Joe Winkler	86	1991
9. Jayce Tingler	85	2003
10. Aaron Senne	84	2010
Cody Ehlers	84	2004
Marcus Adler	84	1986
Phil Bradley	84	1981

## DOUBLES

1. Aaron Jaworowski	28	1996
2. Bill Mondrella	26	1992
3. Jon Pittenger	24	1988
4. Aaron Senne	22	2010
Ryan Stegall	22	2000
Jeff Terrell	22	1997
7. Aaron Wilson	21	1999
Ryan Fry	21	1996
9. Cody Ehlers	20	2004
Nick Rallo	20	1986
Greg Cypret	20	1977

## TRIPLES

1. Cary Eades	10	1982
2. Scott Swift	9	1994
Frank Shellenback	9	1976
4. Tim Hawkins	8	1989
Dave Silvestri	8	1988
Zach Lavy	8	2016
7. Mike Lally	7	1976
8. Six players, last by		
Brent Chamberlain	6	1994

## HOME RUNS

1. Ryan Fry	27	1998
2. Griffin Moore	20	1998
3. Dave Silvestri	21	1988
4. Cody Ehlers	18	2004
Griffin Moore	18	1997
6. Mike Rogers	17	1986
7. Aaron Senne	16	2010
Jacob Priday	16	2008
Mike Rogers	16	1987
Marcus Adler	16	1986
Dave Otto	16	1985
12. Ryan Stegall	15	2001
Jake Epstein	15	1998
Chris Wyrick	15	1992

## RUNS BATTED IN

1. Aaron Jaworowski	101	1996
2. Jon Pittenger	81	1988
3. Dave Silvestri	79	1988
4. Ryan Fry	78	1998
5. James Boone	72	2005
Griffin Moore	72	1997
7. Cody Ehlers	71	2004
Griffin Moore	71	1998
Marcus Adler	71	1986
10. Greg Folgias	70	2009
Ryan Fry	70	1996

## RUNS SCORED

1. Dave Silvestri	89	1988
2. Matt Nivens	85	1996
3. Ryan Fry	83	1996
4. Ryan Fry	77	1998
Tim Clark	77	1988
Phil Bradley	77	1981
7. Jay White	74	1996
8. Matt Nivens	69	1997
9. Jayce Tingler	68	2003
10. Marcus Adler	67	1986

## EXTRA-BASE HITS

1. Dave Silvestri	47	1988
2. Ryan Fry	45	1998
3. Aaron Jaworowski	43	1996
4. Cody Ehlers	39	2004
5. Aaron Senne	38	2010
6. Mike Rogers	36	1986
Bill Mondrella	36	1992
8. Griffin Moore	35	1997
9. Jon Pittenger	34	1988
Zach Lavy	34	2016
Marcus Adler	33	1986

## TOTAL BASES

1. Dave Silvestri	186	1988
2. Ryan Fry	179	1998
3. Griffin Moore	161	1998
4. Cody Ehlers	160	2004
5. Mike Rogers	159	1986
6. Aaron Senne	154	2010
Aaron Jaworowski	154	1996
8. Griffin Moore	153	1997
9. Marcus Adler	150	1986
10. Mike Rogers	146	1987

## SLUGGING PERCENTAGE

1. Dave Silvestri	.849	1988
2. Ryan Fry	.844	1998
3. Bo Toft	.815	1958
4. Jerry Schoonmaker	.813	1954
5. Dave Otto	.782	1985
6. Bob Robben	.747	1965
7. Sonny Siebert	.746	1958
8. Dan Rudanovich	.743	1965
9. Griffin Moore	.739	1998
10. Mike Rogers	.736	1986

## STOLEN BASES

1. Torre Tyson	37	1998
2. Jim English	29	1979
3. Jake Ring	25	2016
4. Brett Peel	22	2015
5. Tom Ciombor	21	1985
6. Jayce Tingler	20	2001
Torre Tyson	20	1997
Blake Brown	20	2011
9. Jayce Tingler	19	2003
Dave Silvestri	19	1988

## BASES ON BALLS

1. Chopper Littrell	61	1993
Mike Rogers	61	1987
3. Bryan Seymour	60	1997
Matt Nivens	60	1996
Jon Pittenger	60	1989
6. Dave Silvestri	58	1988
7. Phil Bradley	56	1981
8. Matt Nivens	55	1997
9. Gary Greene	54	1994
Chopper Littrell	54	1992

## ON-BASE PERCENTAGE

1. Ray Uriarte	.610	1958
2. Phil Bradley	.582	1981
3. Mike Rogers	.540	1987
4. Dave Silvestri	.527	1988
5. Bob Musgrave	.526	1954
6. Jayce Tingler	.525	2003
7. John Marquardt	.506	1983
8. Dave Otto	.505	1985
9. Matt Nivens	.502	1996
10. Nick Rallo	.500	1986



## INDIVIDUAL

### APPEARANCES

1.	Phil McCormick	36	2010
	Phil McCormick	36	2011
3.	Brad Buehler	35	2009
	Mark Alexander	35	2004
5.	Taylor Parker	34	2006
	Jake Walsh	34	2012
7.	Travis Wentz	32	2006
	Scott Black	32	1988
	Jeff Emens	32	2012
10.	Ryan Gargano	31	2009
	Dusty Ross	31	2012
	Austin Tribby	31	2014
	Austin Tribby	31	2015
	Cole Bartlett	31	2016
15.	Phil McCormick	30	2009
	Steve Brewster	30	1996
	Jake Walsh	30	2013
18.	Andrew Johnston	29	2005
	Scott Black	29	1989
	Dusty Ross	29	2011

### INNINGS PITCHED

1.	Nathan Culp	124.1	2006
2.	Justin Stine	123.0	1997
3.	John Dettmer	120.0	1991
4.	Aaron Crow	117.2	2007
5.	Justin Stine	116.0	1999
6.	Chris Robertson	115.2	1994
7.	Danny Hill	114.0	2004
	Justin James	114.0	2003
9.	Rob Zastryzny	109.0	2012
10.	Aaron Crow	107.1	2008

### EARNED RUN AVERAGE

1.	Don Miller	0.46	1959
2.	Keith Weber	0.50	1963
3.	Dennis Musgraves	0.55	1964
4.	Keith Weber	0.61	1964
5.	Norm Stewart	0.62	1955

### VICTORIES

1.	Aaron Crow	13	2008
2.	Kyle Gibson	11	2009
	Nathan Culp	11	2006
	Garrett Broshuis	11	2004
	Ron Mathis	11	1979
	Keith Weber	11	1964
7.	Tom Heckman	10	1987
	Tom Heckman	10	1980
	Tom Heckman	10	1979
10.	Kyle Gibson	9	2008
	Aaron Crow	9	2007
	Max Scherzer	9	2005
	Nathan Culp	9	2005
	Andy Shipman	9	2003
	Justin Stine	9	1999
	Jay Bell	9	1997
	Justin Stine	9	1997
	Jeremy Callier	9	1996
	Jason Meyhoff	9	1993
	John Dettmer	9	1991
	Rob Pietroburgo	9	1978
	Tom Bloemke	9	1977
	Barry Koeneke	9	1974

### STRIKEOUTS

1.	Kyle Gibson	131	2009
	Max Scherzer	131	2005
3.	Aaron Crow	127	2008
	John Dettmer	127	1991
5.	John Dettmer	123	1992
6.	Chris Robertson	116	1994
7.	Jason Meyhoff	114	1993
8.	Justin Stine	107	1999
9.	Tanner Houck	106	2016
10.	Michael Plassmeyer	103	2018

### SAVES

1.	Breckin Williams	13	2015
2.	Ryan Stegall	12	2000
3.	Mark Alexander	10	2004
4.	Jeff Cornell	9	1978
	Keaton Steele	9	2014
6.	Jake Walsh	8	2012
7.	Brad Buehler	8	2009
	Bunky Moeller	8	1989
	Scott Black	8	1988
	Travis Wendte	8	2003
	Phil McCormick	8	2011
12.	Kyle Gibson	7	2007
	Scott Black	7	1990
	Mike Pfautsch	7	1979



## INDIVIDUAL

## BATTING AVERAGE

1. Jack Davis	.399	1955-1957
2. Mike Rogers	.385	1984-1987
3. Bo Toft	.381	1957-1958
4. Dave Silvestri	.379	1986-1988
5. David Sanderson	.369	1992-1994
6. Dave Otto	.366	1983-1985
7. Dan Reilly	.365	1960-1962
8. Jim Lumpe	.364	1979-1982
9. Phil Bradley	.362	1979-1981
10. Joe Winkler	.358	1990-1991

## AT-BATS

1. Jacob Priday	886	2005-2008
2. Aaron Senne	870	2007-2010
3. Ryan Lollis	803	2006-2009
4. Ryan Fry	786	1995-1998
5. Jayce Tingler	784	2000-2003
6. Tom Ciombor	777	1984-1987
7. Brett Bond	770	2015-2018
8. Trey Harris	767	2015-2018
9. Zane Taylor	768	2003-2006
10. Gary Arndt	734	2004-2007

## HITS

1. Aaron Senne	291	2007-2010
2. Jayce Tingler	274	2000-2003
3. Jacob Priday	269	2005-2008
4. Ryan Fry	265	1995-1985
5. Greg Cypret	253	1975-1978
6. Ryan Lollis	248	2006-2009
7. Dave Silvestri	248	1986-1988
8. Tom Ciombor	241	1984-1987
9. Shane Fairbanks	238	1980-1983
10. Zane Taylor	238	2003-2006

## DOUBLES

1. Aaron Senne	69	2007-2010
2. Ryan Fry	56	1995-1998
3. Jacob Priday	55	2005-2008
4. Cody Ehlers	53	2001-2004
5. Ryan Lollis	51	2006-2009
6. Jay White	51	1993-1996
7. Shane Fairbanks	49	1980-1983
8. Jon Pittenger	48	1986-1989
9. Ryan Stegall	47	1999-2001
10. Aaron Jaworowski	46	1995-1997

## TRIPLES

1. Scott Swift	18	1991-1994
2. Dave Silvestri	18	1986-1988
3. Mike Lally	14	1975-1978
4. Phil Bradley	13	1979-1981
5. Scott Collins	13	1979-1981
6. Zach Lavy	12	2014-2016
7. Tim Hawkins	11	1988-1989
8. Cary Eades	11	1980-1983
9. Mark Maurer	11	1978-1981
10. Tom Ellis	11	1972-1975

## HOME RUNS

1. Jacob Priday	49	2005-2008
2. Mike Rogers	45	1984-1987
3. Aaron Senne	42	2007-2010
4. Ryan Fry	42	1995-1998
5. Griffin Moore	38	1997-1998
6. Cody Ehlers	37	2001-2004
7. Ryan Stegall	35	1999-2001
8. Dave Silvestri	35	1986-1988
9. Chris Wyrick	32	1990-1993
10. Tom Ciombor	29	1984-1987

## RUNS BATTED IN

1. Jacob Priday	240	2005-2008
2. Ryan Fry	222	1995-1998
3. Aaron Senne	212	2007-2010
4. Cody Ehlers	190	2001-2004
5. Aaron Jaworowski	183	1995-1997
6. Greg Cypret	181	1975-1978
7. Jon Pittenger	171	1986-1989
8. Mike Rogers	171	1984-1987
9. Dave Silvestri	167	1986-1988
10. Trey Harris	156	2015-2018

## RUNS SCORED

1. Jayce Tingler	226	2000-2003
2. Ryan Fry	223	1995-1998
3. Matt Nivens	211	1994-1997
4. Tom Ciombor	210	1984-1987
5. Dave Silvestri	206	1986-1988
6. Aaron Senne	191	2007-2010
7. Jacob Priday	187	2005-2008
8. Jon Pittenger	178	1986-1989
9. Jay White	170	1993-1996
10. Torre Tyson	168	1995-1998

## EXTRA-BASE HITS

1. Aaron Senne	114	2007-2010
2. Jacob Priday	112	2005-2008
3. Ryan Fry	106	1995-1998
4. Dave Silvestri	96	1986-1988
5. Cody Ehlers	94	2001-2004
6. Ryan Stegall	91	1999-2001
7. Mike Rogers	89	1984-1987
8. Jay White	79	1993-1996
9. Aaron Jaworowski	77	1995-1997
10. Chris Wyrick	74	1990-1993

## TOTAL BASES

1. Aaron Senne	492	2007-2010
2. Jacob Priday	487	2005-2007
3. Ryan Fry	463	1995-1998
4. Dave Silvestri	432	1986-1988
5. Mike Rogers	410	1984-1987
6. Tom Ciombor	374	1984-1987
7. Ryan Stegall	373	1999-2001
8. Greg Cypret	365	1975-1978
9. Jay White	345	1993-1996
10. Matt Nivens	343	1994-1997

## SLUGGING PERCENTAGE

1. Mike Rogers	.695	1984-1987
2. Dave Silvestri	.660	1986-1988
3. Mark Thiel	.595	1974-1976
4. Ryan Fry	.589	1995-1998
5. Ryan Stegall	.577	1999-2001
6. Aaron Senne	.566	2007-2010
7. Tim Hawkins	.562	1988-1989
8. Darnel Hawkins	.557	1989-1990
9. Marcus Adler	.556	1983-1986
10. Jacob Priday	.550	2005-2008

## STOLEN BASES

1. Torre Tyson	79	1995-1998
2. Jayce Tingler	66	2000-2003
3. Tom Ciombor	63	1984-1987
4. Jim English	63	1976-1979
5. Dave Silvestri	47	1986-1988
6. Ryan Lollis	39	2006-2009
7. Trey Harris	37	2015-2018
8. Jake Ring	36	2014-2016
9. Dick Dickinson	33	1952-1954
10. Phil Bradley	32	1979-1981

## BASES ON BALLS

1. Jayce Tingler	168	2000-2003
2. Matt Nivens	164	1994-1997
3. Jon Pittenger	154	1986-1989
4. Aaron Senne	151	2007-2010
5. Torre Tyson	140	1995-1998
6. Phil Bradley	134	1979-1981
7. Jay White	133	1993-1996
8. Bryan Seymour	131	1994-1997
9. Mike Rogers	122	1984-1987
10. Curt Brown	122	1974-1978

## ON-BASE PERCENTAGE

1. Chopper Littrell	.507	1992-1993
2. Phil Bradley	.499	1979-1981
3. Mike Rogers	.490	1984-1987
4. Jayce Tingler	.482	2000-2003
5. Dave Silvestri	.465	1986-1988
6. Joe Winkler	.462	1990-1991
7. Jon Pittenger	.456	1986-1989
8. Nick Rallo	.454	1983-1986
9. Brock Bond	.453	2006-2007
10. Brent Chamberlain	.450	1994-1995
11. Darnel Hawkins	.450	1989-1990





## INDIVIDUAL

### PITCHING APPEARANCES

1. Taylor Parker	108	2003-2006
Scott Black	108	1987-1990
3. Phil McCormick	106	2008-2011
4. Jeff Emens	103	2009-2012
5. Austin Tribby	91	2013-2016
6. Bunky Moeller	81	1988-1991
7. Travis Wendte	80	2002-2006
8. Justin Stine	78	1996-1999
9. Logan Dale	74	1998-2001
10. Scooter Hicks	72	2007-2009

### VICTORIES

1. Tom Heckman	36	1978-1981
2. Kyle Gibson	28	2007-2009
Justin Stine	28	1996-1999
4. Norm Wagner	27	1931-1933
5. Kurt Moody	25	1979-1982
Rob Pietroburgo	25	1975-1978
7. Mike Munro	24	1989-1992
8. Aaron Crow	23	2006-2008
Jeremy Callier	23	1995-1998
John Dettmer	23	1989-1992
Ron Mathis	23	1977-1980

### INNINGS PITCHED

1. Justin Stine	376.0	1996-1999
2. John Dettmer	332.0	1989-1992
3. Tom Heckman	323.2	1978-1981
4. Jeremy Callier	309.2	1995-1998
5. Chuck Fletcher	303.1	1988-1991
6. Aaron Crow	302.2	2006-2008
7. Tanner Houck	300.2	2015-2017
8. Chris Robertson	300.0	1991-1994
9. Nathan Culp	292.0	2004-2006
10. Mike Munro	290.1	1989-1992

### STRIKEOUTS

1. John Dettmer	374	1989-1992
2. Kyle Gibson	304	2007-2009
3. Justin Stine	302	1996-1999
4. Tanner Houck	292	2015-2017
5. Aaron Crow	277	2006-2008
6. Chris Robertson	257	1991-1994
7. Max Scherzer	232	2004-2006
8. Logan Dale	230	1998-2001
9. Rob Pietroburgo	228	1975-1978
Rob Zastryzny	228	2010-2013

### EARNED RUN AVERAGE

1. Keith Weber	0.56	1962-1964
2. Don Miller	1.08	1957-1959
3. Ed Cook	1.77	1954-1956
4. Larry Bohannon	1.87	1961-1963

### SAVES

1. Scott Black	19	1987-1990
2. Ryan Stegall	18	1999-2001
3. Travis Wendte	16	2002-2006
Breckin Williams	16	2013-2015
5. Scooter Hicks	14	2007-2009
Jeff Cornell	14	1976-1978
7. Taylor Parker	12	2004-2006
Mike Pfautsch	11	1978-1980
Keaton Steele	11	2013-2014
10. Mark Alexander	10	2002-2004
Ryan Jamison	10	1997-1999
Bunky Moeller	10	1988-1991
13. Brad Buehler	9	2008-2010
Kyle Gibson	9	2007-2009
Brent Schnieders	9	1989-1992



## HITTING

## BATTING AVERAGE

2018	Kameron Misner	360
2017	Nelson Mompierre	327
2016	Zach Lavy	332
2015	Ryan Howard	308
2014	Dylan Kelly	330
2013	Dane Opel	292
2012	Scott Sommerfeld	312
2011	Jonah Schmidt	317
2010	Aaron Senne	400
2009	Kyle Mach	335
2008	Aaron Senne	347
2007	Evan Frey	348
2006	Brock Bond	338
2005	James Boone	340
2004	Cody Ehlers	364
2003	Jayce Tingler	395
2002	W.T. Hoover	376
2001	Jayce Tingler	304
	Lee Laskowski	304
2000	Landon Brandes	372
1999	Aaron Wilson	373
1998	Ryan Fry	377
1997	Griffin Moore	348
1996	Ryan Fry	387
1995	Brian Jorgensen	330
1994	David Sanderson	390
1993	Steve Ball	375
1992	Chris Wyrick	348
1991	Joe Winkler	387
1990	Darnel Hawkins	368
1989	Tim Hawkins	372
1988	Dave Silvestri	406
1987	Mike Rogers	400
1986	Mike Rogers	407
1985	Dave Otto	424
1984	Rich Weisner	330
1983	John Marquardt	408
1982	Jim Lumpe	373
1981	Phil Bradley	457
1980	Lindy Duncan	365
1979	Tim Laudner	378
1978	Curt Brown	371
1977	John Kruse	349
1976	Jim Leavitt	386
1975	Greg Cypret	390
1974	Tom Ellis	364
1973	Charles Young	327
1972	Jack Bastable	339
1971	Jack Bastable	325
1970	Tommy Nunn	409
1969	Steve Patchin	391
1968	Bob McDaniel	324
1967	Gary Lear	370
1966	Jim Loving	346
1965	Dan Rudanovich	463
1964	Jim Sevcik	341
1963	Gary Woods	352
1962	Dan Reilly	364
1961	Mike Hunter	343
1960	Dan Reilly	471

## AT BATS

2018	Trey Harris	215
2017	Brett Bond	215
2016	Ryan Howard	217
2015	Ryan Howard	224
2014	Kendall Keeton	206
2013	Dane Opel	185
2012	Eric Garcia	229
2011	Conner Mach	228
2010	Brett Nicholas	211
2009	Ryan Lollis	240
2008	Greg Folgia	225
2007	Ryan Lollis	235
2006	Zane Taylor	244
2005	Derek Chambers	247
2004	Cody Ehlers	231
2003	Cody Ehlers	228
2002	Jayce Tingler	214
2001	Ryan Stegall	214
2000	J.R. Warner	231
1999	Jake Epstein	213
1998	Torre Tyson	226
1997	Ryan Fry	240
1996	Aaron Jaworowski	249
1995	Jay White	185
1994	Grant Ingram	246
1993	Scott Swift	204
1992	Bill Mondrella	226
1991	Joe Winkler	222
1990	Joe Winkler	203
1989	Tim Hawkins	223
	Greg King	223
1988	Tim Clark	252
1987	Tom Ciombor	234
1986	Marcus Adler	218
1985	Tom Ciombor	228
1984	Russ Perkins	166
1983	Shane Fairbanks	137
1982	John Marquardt	216
1981	Scott Collins	220
1980	Lindy Duncan	211
1979	Jim English	185
1978	Greg Cypret	175
1977	Greg Cypret	174
1976	Greg Cypret	230
1975	Jeff Haferkamp	135
1974	Tom Ellis	143
1973	Mark Wendel	108
1972	Ron Dieckmann	116
1971	Jack Bastable	117
1970	Neil Sloman	94
1969	Kurt Boenker	95
1968	Del Bunk	96
1967	Del Bunk	109
1966	Bob Robben	78
1965	Bob Robben	91
1964	Jim Sevcik	126
1963	Bob Price	120
	Carroll McDannold	120
1962	Dan Reilly	99
1961	Ron Cox	86
1960	Ron Cox	86

## HITS

2018	Trey Harris	68
2017	Brett Bond	66
2016	Zach Lavy	71
2015	Ryan Howard	69
2014	Dylan Kelly	59
2013	Dane Opel	54
2012	Blake Brown	68
2011	Jonah Schmidt	69
2010	Aaron Senne	84
2009	Kyle Mach	75
2008	Ryan Lollis	77
2007	Evan Frey	78
2006	Zane Taylor	79
2005	Derek Chambers	79
2004	Cody Ehlers	84
2003	Jayce Tingler	85
2002	Jody Roughton	74
	Jayce Tingler	74
2001	Ryan Stegall	64
2000	Ryan Stegall	79
1999	Aaron Wilson	79
1998	Griffin Moore	82
1997	Griffin Moore	80
1996	Ryan Fry	92
1995	Tom Buchman	55
	Jay White	55
1994	David Sanderson	89
1993	Chopper Littrell	67
1992	Bill Mondrella	78
1991	Joe Winkler	86
1990	Darnel Hawkins	70
1989	Tim Hawkins	83
1988	Jon Pittenger	91
1987	Dave Silvestri	86
1986	Mike Rogers	88
1985	Tom Ciombor	80
1984	Russ Perkins	53
1983	John Marquardt	53
1982	Shane Fairbanks	72
	John Marquardt	72
1981	Phil Bradley	84
1980	Lindy Duncan	77
1979	Tim Laudner	65
1978	Greg Cypret	64
1977	Greg Cypret	64
1976	Greg Cypret	79
1975	Greg Cypret	46
1974	Tom Ellis	52
1973	Charles Young	33
1972	Jack Bastable	39
1971	Jack Bastable	38
1970	Neil Sloman	30
1969	Steve Patchin	34
1968	Gary Brown	25
1967	Ray Thorpe	35
	Gene Stephenson	35
1966	Barry Lubeck	20
	Bob Robben	20
1965	Bob Robben	64
1964	Jim Sevcik	43
1963	Dave Harvey	42
1962	Dan Reilly	36
1961	Gene Orf	28
1960	Ron Cox	35

## DOUBLES

2018	Kameron Misner	9
	Brian Sharp	9
	Alex Samples	9
2017	Brett Bond	13
	Robbie Glendinning	13
2016	Zach Lavy	18
2015	Jake Ring	15
2014	Dylan Kelly	13
2013	Josh Lester/Shane Segovia	9
2012	Blake Brown	15
2011	Jonah Schmidt	17
2010	Aaron Senne	22
2009	Ryan Lollis	17
2008	Greg Folgia	16
2007	Aaron Senne	17
2006	Hunter Mense	14
2005	Hunter Mense	17
2004	Cody Ehlers	20
2003	Cody Ehlers	15
2002	Jody Roughton	18
2001	Ryan Stegall	14
	Jon Williams	14
2000	Ryan Stegall	22
1999	Aaron Wilson	21
1998	Ryan Fry	18
	Mike Rallo	18
1997	Jeff Terrell	22
1996	Aaron Jaworowski	28
1995	Jay White	15
1994	David Sanderson	19
1993	Chopper Littrell	16
1992	Bill Mondrella	26
1991	Lee Rodriguez	14
1990	Joe Winkler	14
1989	Tim Hawkins	16
1988	Jon Pittenger	24
1987	Mike Rogers	14
1986	Nick Rallo	20
1985	Russ Perkins	17
	Marcus Adler	17
1984	Russ Perkins	14
1983	John Marquardt	16
1982	Shane Fairbanks	18
1981	Phil Bradley	17
1980	Mark Maurer	13
1979	Tim Laudner	19
1978	Curt Brown	15
1977	Greg Cypret	20
1976	Jim Leavitt	14
	Mark Thiel	14
1975	Jeff Haferkamp	10
1974	Doug Albercht	8
1973	Bob Dundee	8
1972	Terry Cole	7
1971	Jack Bastable	7
1970	Tommy Nunn	7
1969	Kurt Boenker	7
1968	Del Bunk	6
1967	Gene Stephenson	9
1966	Barry Lubeck	4
	Gene Stephenson	4
1965	Mike Strobe	7
1964	Dave Harvey	9
1963	Dave Harvey	11
1962	George Hulett	7
1961	Ron Cox	8
1960	Ron Cox	7



**TRIPLES**

2018	Kameron Misner	3
2017	Connor Brumfield	3
	Chris Cornelius	3
2016	Zach Lavy	8
2015	Zach Lavy/Jake Ring	3
2014	Eric Anderson	3
2013	Dane Opel	4
2012	Blake Brown	2
	Dane Opel	2
	Eric Garcia	2
2011	Eric Garcia	3
	Blake Brown	3
2010	Michael Liberto	3
2009	Ryan Lollis	5
2008	Greg Folgias	4
2007	Evan Frey	5
2006	Hunter Mense	4
	Trevor Helms	4
2005	James Boone	5
2004	James Boone	4
2003	Ian Kinsler	4
2002	Jayce Tingler	4
2001	Wes Fewell	3
	Ryan Stegall	3
2000	Ryan Stegall	3
	Nick Wilfong	3
1999	J.R. Warner	3
	Ryan Stegall	3
1998	Griffin Moore	3
	Torre Tyson	3
1997	Torre Tyson	5
1996	Jay White	4
1995	Jeff Terrell	3
	Rob Fullerton	3
1994	Scott Swift	9
1993	Scott Swift	4
1992	Chopper Littrell	6
1991	Chris Wyrick	4
1990	Darnel Hawkins	6
1989	Tim Hawkins	8
1988	Dave Silvestri	8
1987	Jon Pittenger	5
1986	Dave Silvestri	6
1985	Marcus Adler	4
1984	Tom Ciombor	2
	Russ Perkins	2
1983	Fred Ambs	3
1982	Cary Eades	10
1981	Phil Bradley	5
	Scott Collins	5
1980	Three with	5
1979	Phil Bradley	5
1978	Tim Laudner	4
1977	Curt Brown	5
1976	Frank Shellenback	9
1975	Tom Ellis	4
1974	Tom Ellis	6
1973	Roger Dickhans	2
1972	Ron Dieckmann	3
	Doug Albrecht	3
1971	Jack Bastable	3
1970	Neil Sloman	2
1969	Four with	1
1968	Jim Loving	2
1967	Ray Thorpe	4
	Gene Stephenson	4
1966	Three with	1
1965	Bob Robben	5
1964	Jim Sevcik	4
1963	Gary Woods	3
1962	Gene McArtor	4
1961	Jim Estes	5
1960	Gene Orf	4
	Dan Reilly	4

**HOME RUNS**

2018	Trey Harris	11
2017	Trey Harris	12
2016	Zach Lavy	8
2015	Josh Lester	7
2014	Eric Anderson/Dylan Kelly	3
2013	Keaton Steele	5
2012	Dane Opel	11
2011	Blake Brown	7
2010	Aaron Senne	16
2009	Greg Folgias	12
2008	Jacob Priday	16
2007	Jacob Priday	13
2006	Jacob Priday	11
2005	Jacob Priday	9
2004	Cody Ehlers	18
2003	Cody Ehlers	9
	Ryan Rallo	9
2002	Mick Weiss	10
2001	Ryan Stegall	15
2000	Landon Brandes	11
1999	Ryan Stegall	12
1998	Ryan Fry	27
1997	Griffin Moore	18
1996	Aaron Jaworowski	14
1995	Bryan Seymour	10
1994	Steve Ball	8
1993	Steve Ball	7
1992	Chris Wyrick	15
1991	Chris Wyrick	9
1990	Darnel Hawkins	11
1989	Greg King	8
1988	Dave Silvestri	21
1987	Mike Rogers	16
1986	Mike Rogers	17
1985	Dave Otto	16
1984	Nick Rallo	5
1983	Bill Hance	11
1982	Fred Ambs	7
1981	Phil Bradley	4
1980	Lindy Duncan	4
	Ric Hereth	4
1979	Tim Laudner	7
	Jim English	7
1978	Greg Cypret	6
1977	Mike Lally	7
1976	Mark Thiel	11
1975	Tom Ellis	4
1974	Mark Thiel	10
1973	Charles Young	5
1972	Tom McDermott	7
1971	Jack Bastable	5
1970	Neil Sloman	3
1969	Steve Patchin	5
1968	Three with	2
1967	Ray Thorpe	3
1966	Bob Robben	3
1965	Dan Rudanovich	5
	Ray Thorpe	5
1964	Three with	3
1963	Carroll McDannold	4
1962	Four with	4
1961	Mike Hunter	4
1960	Ron Cox	7

**RUNS BATTED IN**

2018	Trey Harris	50
2017	Trey Harris	48
2016	Zach Lavy	54
2015	Josh Lester	42
2014	Dylan Kelly	27
2013	Dane Opel	28
2012	Dane Opel	46
2011	Jonah Schmidt	38
2010	Brett Nicholas	64
2009	Greg Folgias	70
2008	Aaron Senne	67
2007	Jacob Priday	59
2006	Jacob Priday	49
2005	James Boone	72
2004	Cody Ehlers	71
2003	Cody Ehlers	58
2002	Jody Roughton	60
2001	Ryan Stegall	46
2000	Ryan Stegall	57
1999	Aaron Wilson	55
1998	Ryan Fry	78
1997	Griffin Moore	72
1996	Aaron Jaworowski	101
1995	Bryan Seymour	44
1994	Grant Ingram	58
1993	Gary Greene	37
1992	Rodney Weary	59
1991	John Hay	48
1990	Darnel Hawkins	54
1989	Tim Hawkins	59
1988	Jon Pittenger	81
1987	Mike Rogers	69
1986	Marcus Adler	71
1985	Dave Otto	62
1984	Russ Perkins	36
1983	Bill Hance	43
1982	Bill Hance	48
1981	Shane Fairbanks	50
1980	Lindy Duncan	49
1979	Tim Laudner	54
1978	Greg Cypret	43
1977	Greg Cypret	46
1976	Jim Leavitt	67
1975	Greg Cypret	25
	Terry Hayes	25
1974	Tom Ellis	38
1973	Charles Young	15
	Terry Cole	15
1972	Jack Bastable	21
1971	Jack Bastable	18
1970	Tommy Nunn	14
1969	Steve Patchin	20
1968	Jim Loving	15
1967	Del Blunk	17
1966	Bob Robben	12
1965	Bob Robben	25
1964	Jim Sevcik	23
1963	Gene McArtor	22
	Jim Sevcik	22
1962	Gene McArtor	31
1961	Mike Hunter	22
1960	Ron Cox	36

**RUNS SCORED**

2018	Trey Harris	54
2017	Brett Bond	41
2016	Zach Lavy	44
2015	Brett Peel	40
2014	Eric Anderson	32
2013	Dane Opel	29
2012	Blake Brown	51
2011	Jonah Schmidt	34
2010	Aaron Senne	61
2009	Greg Folgias	58
2008	Greg Folgias	63
2007	Evan Frey	65
2006	Zane Taylor	47
2005	Derek Chambers	63
2004	Cody Ehlers	55
2003	Jayce Tingler	68
2002	Jayce Tingler	65
2001	Jayce Tingler	47
2000	J.R. Warner	56
1999	Ryan Stegall	54
1998	Ryan Fry	77
1997	Matt Nivens	69
1996	Matt Nivens	85
1995	Jay White	43
1994	Scott Swift	62
1993	Chopper Littrell	50
1992	Chopper Littrell	59
1991	Joe Winkler	61
1990	Darnel Hawkins	50
1989	Jon Pittenger	55
1988	Dave Silvestri	89
1987	Tom Ciombor	63
1986	Marcus Adler	67
1985	Tom Ciombor	64
1984	Nick Rallo	34
1983	John Marquardt	47
1982	Shane Fairbanks	53
1981	Phil Bradley	77
1980	Phil Bradley	52
1979	Jim English	61
1978	Al Hightower	37
1977	Greg Cypret	52
1976	John Kruse	54
1975	Jeff Haferkamp	33
1974	Tom Ellis	38
1973	Charles Young	16
	Bob Dundee	16
1972	Jack Bastable	24
1971	Jack Bastable	26
1970	Steve Patchin	15
1969	Steve Patchin	20
1968	Gary Brown	19
1967	Gene Stephenson	30
1966	Bob Robben	13
1965	Dan Rudanovich	29
1964	Dave Harvey	29
1963	Gary Woods	27
	Carroll McDannold	27
1962	George Hulett	31
1961	Gene Orf	19
1960	Ron Cox	29



## WALKS

2018	Brian Sharp	33
2017	Robbie Glendinning	35
2016	Jake Ring	36
2015	Brett Peel	31
2014	Eric Anderson	24
2013	Logan Pearson	22
2012	Eric Garcia	33
2011	Blake Brown	38
2010	Aaron Senne	39
2009	Aaron Senne	46
2008	Greg Folgias	47
2007	Evan Frey	39
	Brock Bond	39
2006	Zane Taylor	33
2005	John McKee	53
2004	Cody Ehlers	48
2003	Jayce Tingler	48
2002	Cody Ehlers	35
2001	Jayce Tingler	43
2000	Jayce Tingler	44
1999	W.T. Hoover	38
1998	Torre Tyson	39
1997	Bryan Seymour	60
1996	Matt Nivens	60
1995	Matt Nivens	30
1994	Gary Greene	54
1993	Chopper Littrell	61
1992	Chopper Littrell	54
1991	Joe Winkler	47
1990	Greg King	38
1989	Jon Pittenger	60
1988	Dave Silvestri	58
1987	Mike Rogers	61
1986	Nick Rallo	43
1985	Nick Rallo	38
1984	Paul Martin	24
1983	Bill Hance	27
	John Marquardt	27
1982	Bill Hance	38
1981	Phil Bradley	55
1980	Phil Bradley	50
1979	Tim Laudner	40
1978	Curt Brown	31
1977	Curt Brown	41
1976	John Kruse	49
1975	Tom Ellis	23
1974	Mark Thiel	30
1973	Bob Dundee	27
1972	Bob Dundee	11
1971	Steve Patchin	21
1970	Steve Patchin	15
1969	Kurt Boenker	12
1968	Gary Brown	19
1967	Ray Thorpe	15
1966	Gene Stephenson	15
	Bob Robben	15
1965	Ron Cummins	13
1964	Dave Harvey	23
1963	Dave Harvey	17
1962	Dave Harvey	17
1961	Gene Orf	12
1960	John Scowcroft	13

## STOLEN BASES

2018	Kameron Misner	13
2017	Kameron Misner	17
2016	Jake Ring	25
2015	Brett Peel	22
2014	Kendall Keeton	8
2013	Logan Pearson	5
2012	Blake Brown	17
	Eric Garcia	17
2011	Blake Brown	20
2010	Michael Liberto	6
	Dane Opel	6
2009	Ryan Lollis	15
2008	Kurt Calvert	10
2007	Ryan Lollis	14
2006	Hunter Mense	17
2005	James Boone	14
2004	Trevor Helms	9
2003	Jayce Tingler	19
2002	Jayce Tingler	13
2001	Jayce Tingler	20
2000	Jayce Tingler	14
1999	Mike Ketelsen	8
1998	Torre Tyson	37
1997	Torre Tyson	20
1996	Jeff Terrell	10
1995	Torre Tyson	13
1994	Scott Swift	15
1993	Steve Ball	12
1992	Chris Wyrick	10
1991	Phil Neff	11
1990	Greg King	8
1989	Greg King	12
	Jon Pittenger	12
1988	Dave Silvestri	17
1987	Tom Ciombor	17
1986	Dave Silvestri	19
1985	Tom Ciombor	21
1984	Paul Martin	13
1983	John Marquardt	7
1982	John Marquardt	12
1981	Phil Bradley	10
1980	Phil Bradley	15
1979	Jim English	29
1978	Jim English	16
1977	Jim English	15
1976	Jeff Haferkamp	9
1975	Nick Leon	9
1974	Mark Wendel	7
	Jeff Haferkamp	7
1973	Mark Wendel	4
1972	Jack Bastable	6
1971	Three with	4
1970	Neil Sloman	3
1969	Paul Frisch	7
1968	Gary Brown	17
1967	Ray Thorpe	15
1966	Ray Thorpe	5
1965	Ray Thorpe	7
	Bob Robben	7
1964	Bob Price	7
1963	Gary Woods	7
1962	Dan Reilly	5
1961	Jim Estes	2
	Dan Reilly	2
1960	Gary Starr	4

## PITCHING

## APPEARANCES

2018	Nile Ball	21
	Andy Toelken	21
2017	T.J. Sikkema	22
	Nolan Gromacki	22
2016	Cole Bartlett	31
2015	Austin Tribby	31
2014	Austin Tribby	31
2013	Jake Walsh	30
2012	Jake Walsh	34
2011	Phil McCormick	36
2010	Phil McCormick	36
2009	Brad Buehler	35
2008	Scooter Hicks	24
2007	Kyle Gibson	28
2006	Taylor Parker	34
2005	Andrew Johnston	29
2004	Mark Alexander	35
2003	Andy Shipman	26
2002	Aaron Paterson	26
	Travis Wendte	26
2001	Pete Sansone	22
2000	Mitch Kiler	28
1999	Ryan Jamison	25
1998	Chris George	24
1997	Ryan Jamison	27
1996	Steve Brewster	30
1995	Chris Giuliani	22
1994	Ray Yaeger	25
1993	Keith Massa	25
1992	John Chambliss	25
1991	Brian Conaty	21
1990	Scott Black	26
1989	Scott Black	29
1988	Scott Black	32
1987	Scott Black	21
1986	Mike Parker	21
	Todd Richmond	21
1985	Todd Richmond	24
1984	Bob Faron	17
1983	Dave Otto	13
1982	Dave Biscan	15
1981	Bob Baker	15
1980	Ron Mathis	14
1979	Ron Mathis	15
	Mike Pfautsch	15
1978	Jeff Cornell	21
1977	Tom Bloemke	14
1976	Three with	17
1975	Mike Moffo	18
1974	Rod Denman	14
1973	Barry Koeneke	12
1972	Ben Tensing	11
1971	Terry Periman	10
1970	Bill Todd	8
1969	Bob Sheetz	10
1968	Jerald Hurt	10
1967	Bob Carpenter	11
1966	Bob Carpenter	10
1965	Jack Stroud	12
1964	Keith Weber	13
1963	Rich Peterson	11
1962	James Card	12
1961	Bobby Jenkins	9
1960	Dave Koch	12

## GAMES STARTED

2018	Michael Plassmeyer	14
2017	Tanner Houck	14
2016	Tanner Houck	15
2015	Three players	15
2014	Brett Graves	14
2013	Rob Zastryzny	13
	Brett Graves	13
2012	Rob Zastryzny	17
2011	Matt Stites	15
	Rob Zastryzny	15
2010	Nick Tepesch	15
2009	Kyle Gibson	15
	Ian Berger	15
2008	Aaron Crow	15
2007	Aaron Crow	18
2006	Nathan Culp	18
2005	Max Scherzer	16
	Nathan Culp	16
2004	Danny Hill	18
2003	Justin James	17
2002	Justin James	12
2001	Matt Hobbs	14
2000	Pete Sansone	14
1999	Justin Stine	16
1998	Jeremy Callier	14
1997	Justin Stine	17
1996	Jeremy Callier	16
1995	Jeremy Callier	13
1994	Chris Robertson	18
1993	Jason Meyhoff	16
1992	John Dettmer	14
1991	John Dettmer	15
1990	Four with	11
1989	Mike Potthoff	14
1988	Mike Potthoff	14
1987	Larry Pierson	14
	Tony Russo	14
1986	Bob Faron	14
1985	Dave Otto	14
	Paul James	14
1984	Tim Danze	12
1983	Dave Otto	12
1982	Kurt Moody	12
	Jim Maddock	12
1981	Three with	13
1980	Tom Heckman	13
1979	Tom Heckman	13
	Ron Mathis	13
1978	Rob Pietroburgo	12
1977	Rob Pietroburgo	11
	Tom Bloemke	11
1976	Rob Pietroburgo	12
1975	Rod Denman	8
1974	Barry Koeneke	10
	Jim Thomas	10
1973	Barry Koeneke	9
1972	Ben Tensing	10
1971	Terry Periman	10
1970	Bill Todd	8
1969	Tom Lundgren	8
1968	Rich Henninger	8
1967	Jerald Hurt	9
1966	Orville Hollrah	8
1965	Jack Stroud	7
1964	Keith Weber	13
1963	Rich Peterson	10
	Larry Bohannon	10
1962	Larry Bohannon	9
	Bobby Jenkins	9
1961	Larry Bohannon	8
1960	Four with	4





COMPLETE GAMES

2018	Michael Plassmeyer.....	2
2017	Tanner Houck.....	3
2016	Tanner Houck/Reggie McClain...	3
2015	Reggie McClain.....	2
2014	Brett Graves.....	2
2013	Rob Zastryzny.....	3
2012	Rob Zastryzny.....	2
2011	Matt Stites.....	1
2010	Nick Tepesch.....	2
2009	Kyle Gibson.....	5
2008	Aaron Crow.....	4
2007	Aaron Crow.....	2
	Rick Zagone.....	2
2006	Nathan Culp.....	2
2005	Max Scherzer.....	1
	Nathan Culp.....	1
2004	Garrett Broshuis.....	2
2003	Justin James.....	1
	Andy Shipman.....	1
2002	Justin James.....	1
	Abel Newton.....	1
2001	Drew Endicott.....	3
2000	Jon Harris.....	1
1999	Justin Stine.....	6
1998	Justin Stine.....	2
1997	Justin Stine.....	6
1996	Jeremy Callier.....	3
1995	Jeremy Callier.....	3
1994	Chris Robertson.....	4
1993	Jason Meyhoff.....	2
1992	John Dettmer.....	3
1991	John Dettmer.....	7
1990	John Dettmer.....	5
1989	Mike Potthoff.....	3
1988	Mike Potthoff.....	5
1987	Larry Pierson.....	7
1986	Larry Pierson.....	5
1985	Dave Otto.....	6
1984	Dave Biscan.....	6
1983	Dave Otto.....	7
1982	Jim Maddock.....	9
1981	Tom Heckman.....	11
1980	Ron Mathis.....	9
	Kurt Moody.....	9
1979	Ron Mathis.....	10
1978	Rob Pietroburgo.....	8
1977	Tom Bloemke.....	7
1976	Rob Pietroburgo.....	6
1975	Rod Denman.....	5
1974	Barry Koeneke.....	9
1973	Ben Tensing.....	6
1972	Ben Tensing.....	7
1971	Bill Todd.....	8
1970	Bill Todd.....	7
1969	Bob Sheetz.....	4
1968	Rich Henninger.....	4
1967	Jerald Hurt.....	2
	Mike McFarland.....	2
1966	Mike McFarland.....	4
1965	Jack Stroud.....	3
1964	Keith Weber.....	9
	Jim Nelson.....	9
1963	Rich Peterson.....	8
1962	Larry Bohannon.....	6
	Bobby Jenkins.....	6
1961	Larry Bohannon.....	3
	Bobby Jenkins.....	3
1960	Three with.....	1

VICTORIES

2018	Bryce Montes De Oca.....	6
2017	T.J. Sikkema.....	8
2016	Tanner Houck/Reggie McClain...	5
2015	Tanner Houck.....	8
2014	Peter Fairbanks.....	4
2013	Keaton Steele.....	5
2012	Blake Holovach.....	7
2011	Phil McCormick.....	8
2010	Nick Tepesch.....	6
	Phil McCormick.....	6
2009	Kyle Gibson.....	11
2008	Aaron Crow.....	13
2007	Aaron Crow.....	9
2006	Nathan Culp.....	11
2005	Max Scherzer.....	9
	Nathan Culp.....	9
2004	Garrett Broshuis.....	11
2003	Andy Shipman.....	9
2002	Garrett Broshuis.....	5
2001	Matt Hobbs.....	8
2000	Ralph McCasland.....	7
1999	Justin Stine.....	9
1998	Ryan Jamison.....	8
1997	Justin Stine.....	9
	Jay Bell.....	9
1996	Jeremy Callier.....	9
1995	Jeremy Callier.....	5
1994	Chris Robertson.....	8
1993	Jason Meyhoff.....	9
1992	John Dettmer.....	6
	John Chambliss.....	6
1991	John Dettmer.....	9
1989	Chuck Fletcher.....	7
1988	Mike Potthoff.....	8
1987	Tony Russo.....	9
1986	Larry Pierson.....	8
1985	Dave Otto.....	8
1984	Dave Biscan.....	8
1983	Dave Otto.....	8
1982	Kurt Moody.....	8
	Dave Spreckels.....	8
1981	Tom Heckman.....	10
1980	Tom Heckman.....	10
1979	Ron Mathis.....	11
1978	Rob Pietroburgo.....	9
1977	Tom Bloemke.....	9
1976	Rob Pietroburgo.....	8
	Pete Woods.....	8
1975	John Piechocinski.....	4
1974	Barry Koeneke.....	9
1973	Barry Koeneke.....	4
	Ben Tensing.....	4
1972	Ben Tensing.....	6
1971	Bill Todd.....	6
1970	Bob Sheetz.....	5
1969	Bob Sheetz.....	5
1968	Rich Henninger.....	5
1967	Jerald Hurt.....	7
1966	Orville Hollrah.....	3
	Jerald Hurt.....	3
1965	Orville Hollrah.....	5
1964	Keith Weber.....	11
1963	Rich Peterson.....	8
1962	Larry Bohannon.....	8
1961	Bobby Jenkins.....	5
1960	Dave Koch.....	5

EARNED-RUN AVERAGE

2018	Tyler LaPlante.....	2.75
2017	T.J. Sikkema.....	2.72
2016	Tanner Houck.....	2.99
2015	Lake Dabney.....	1.17
2014	Alec Rash.....	2.04
2013	John Miles.....	2.35
2012	Jeff Emens.....	2.71
2011	Phil McCormick.....	3.50
2010	Kelly Fick.....	3.74
2009	Ryan Gargano.....	2.67
2008	Aaron Crow.....	2.35
2007	Ryan Gargano.....	1.73
2006	Travis Wendte.....	1.86
2005	Max Scherzer.....	1.86
2004	Nick Admire.....	2.12
2003	Travis Wendte.....	3.45
2002	Travis Wendte.....	3.89
2001	Logan Dale.....	3.00
2000	Brian Ackerson.....	3.42
1999	Chris George.....	2.73
1998	Chris George.....	2.83
1997	Ryan Jamison.....	4.59
1996	Mike Haverty.....	4.24
1995	Jeremy Callier.....	4.55
1994	Jason Meyhoff.....	3.27
1993	John Chambliss.....	4.10
1992	Brent Schnieders.....	3.92
1991	John Dettmer.....	2.63
1990	Steve Powers.....	3.77
1989	Mike Munro.....	2.61
1988	Steve Powers.....	4.61
1987	Larry Pierson.....	4.22
1986	Bob Faron.....	5.01
1985	Dave Otto.....	4.84
1984	Dave Biscan.....	2.80
1983	Dave Otto.....	2.71
1982	Kurt Moody.....	2.67
1981	Tom Heckman.....	2.51
1980	Kurt Moody.....	1.97
1979	Tom Heckman.....	2.33
1978	Tom Heckman.....	1.94
1977	Tom Bloemke.....	3.71
1976	Rob Pietroburgo.....	3.16
1975	Rod Denman.....	3.31
1974	Barry Koeneke.....	2.74
1973	Ben Tensing.....	2.35
1972	Ben Tensing.....	3.05
1971	Bill Todd.....	2.34
1970	Bob Sheetz.....	1.97
1969	Bob Sheetz.....	2.57
1968	Rich Henninger.....	1.23
1967	Jerald Hurt.....	1.82
1966	Mike Eader.....	1.44
1965	Orville Hollrah.....	3.06
1964	Dennis Musgraves.....	0.55
1963	Keith Weber.....	0.50
1962	Larry Bohannon.....	2.17
1961	Larry Bohannon.....	1.24
1960	Dave Koch.....	3.80

INNINGS PITCHED

2018	Michael Plassmeyer.....	91.1
2017	Tanner Houck.....	94.2
2016	Tanner Houck.....	105.1
2015	Reggie McClain.....	101.0
2014	Brett Graves.....	93.0
2013	Rob Zastryzny.....	90.2
2012	Rob Zastryzny.....	109.0
2011	Matt Stites.....	92.0
2010	Nick Tepesch.....	98.2
2009	Kyle Gibson.....	106.2
2008	Aaron Crow.....	107.2
2007	Aaron Crow.....	117.2
2006	Nathan Culp.....	124.1
2005	Max Scherzer.....	106.1
2004	Danny Hill.....	114.0
2003	Justin James.....	114.0
2002	Garrett Broshuis.....	80.0
2001	Matt Hobbs.....	82.0
2000	Logan Dale.....	81.1
1999	Justin Stine.....	116.0
1998	Justin Stine.....	93.1
1997	Justin Stine.....	123.0
1996	Jeremy Callier.....	90.0
1995	Jeremy Callier.....	89.0
1994	Chris Robertson.....	115.2
1993	Jason Meyhoff.....	101.1
1992	John Dettmer.....	96.2
1991	John Dettmer.....	120.0
1990	John Dettmer.....	85.2
1989	Mike Potthoff.....	86.1
1988	Mike Potthoff.....	90.0
1987	Larry Pierson.....	102.1
1986	Larry Pierson.....	93.1
1985	Paul James.....	92.0
1984	Dave Otto.....	78.0
1983	Dave Otto.....	79.2
1982	Kurt Moody.....	80.2
1981	Tom Heckman.....	96.2
1980	Ron Mathis.....	88.2
1979	Tom Heckman.....	89.0
1978	Rob Pietroburgo.....	86.1
1977	Tom Bloemke.....	80.0
1976	Rob Pietroburgo.....	88.1
1975	John Piechocinski.....	55.2
1974	Barry Koeneke.....	69.0
1973	Ben Tensing.....	65.1
1972	Ben Tensing.....	56.0
1971	Bill Todd.....	62.2
1970	Bill Todd.....	74.0
1969	Tom Lundgren.....	53.0
1968	Rich Henninger.....	58.1
1967	Jerald Hurt.....	49.1
1966	Mike McFarland.....	50.0
1965	Orville Hollrah.....	50.0
1964	Keith Weber.....	88.1
1963	Rich Peterson.....	72.1
1962	Bobby Jenkins.....	64.2
1961	Larry Bohannon.....	43.2
1960	Dave Koch.....	40.0



STRIKEOUTS

2018	Michael Plassmeyer	103
2017	Tanner Houck	93
2016	Tanner Houck	106
2015	Tanner Houck	91
2014	Brett Graves	64
2013	Rob Zastryzny	82
2012	Rob Zastryzny	76
2011	Matt Stites	77
2010	Nick Tepesch	75
2009	Kyle Gibson	131
2008	Aaron Crow	127
2007	Aaron Crow	90
2006	Nathan Culp	84
2005	Max Scherzer	131
2004	Danny Hill	94
2003	Justin James	92
2002	Garrett Broshuis	58
	Abel Newton	58
2001	Drew Endicott	62
2000	Pete Sansone	67
1999	Justin Stine	107
1998	Jay Bell	84
1997	Justin Stine	84
1996	Aaron Akin	55
	Jay Bell	55
1995	Jeremy Callier	60
1994	Chris Robertson	116
1993	Jason Meyhoff	114
1992	John Dettmer	123
1991	John Dettmer	127
1990	John Dettmer	99
1989	Mike Potthoff	56
1988	Mike Potthoff	76
1987	Tony Russo	84
1986	Bill Taylor	51
1985	Dave Otto	72
1984	Dave Otto	63
1983	Dave Otto	60
1982	Jim Maddock	65
1981	Jim Maddock	73
1980	Ron Mathis	64
1979	Ron Mathis	69
1978	Rob Pietroburgo	82
1977	Rob Pietroburgo	68
1976	Rob Pietroburgo	70
1975	John Piechocinski	34
1974	Barry Koeneke	50
1973	Barry Koeneke	65
1972	Ben Tensing	58
1971	Bill Todd	49
1970	Bill Todd	60
1969	Tom Lundgren	37
1968	Rich Henninger	59
1967	Mike McFarland	49
1966	Mike McFarland	51
1965	Orville Holllrah	67
1964	Keith Weber	90
1963	Jack Stroud	73
1962	Larry Bohannon	62
1961	Bobby Jenkins	45
1960	Ronnie Goodwyn	30

SAVES

2018	Nile Ball	6
2017	T.J. Sikkema	4
2016	Brian Sharp	5
2015	Breckin Williams	13
2014	Keaton Steele	9
2013	John Miles	2
	Keaton Steele	2
2012	Jake Walsh	8
2011	Phil McCormick	8
2010	Jeff Emens	4
2009	Brad Buehler	8
2008	Scooter Hicks	5
2007	Kyle Gibson	7
2006	Taylor Parker	5
2005	Taylor Parker	4
	Andrew Johnston	4
2004	Mark Alexander	10
2003	Travis Wendte	8
2002	Travis Wendte	5
2001	Ryan Stegall	6
2000	Ryan Stegall	12
1999	Ryan Jamison	5
1998	Chris George	4
1997	Ryan Jamison	5
1996	Justin Stine	6
1995	Chris Giuliani	1
	Michael Hunt	1
1994	Three with	2
1993	Keith Massa	5
1992	Brent Schnieders	5
1991	Mike Munro	4
	Brent Schnieders	4
1990	Scott Black	7
1989	Bunky Moeller	8
1988	Scott Black	8
1987	Five with	1
1986	Todd Richmond	2
1985	Todd Richmond	2
1984	Dave Otto	4
1983	Three with	1
1982	Bob Baker	3
1981	Bob Baker	3
1980	Mike Pfautsch	4
1979	Mike Pfautsch	7
1978	Jeff Cornell	9

\* Save statistic N/A from 1980-77



<i>Year</i>	<i>Record</i>	<i>AB</i>	<i>R</i>	<i>H</i>	<i>RBI</i>	<i>2B</i>	<i>3B</i>	<i>HR</i>	<i>TB</i>	<i>SB</i>	<i>BB</i>	<i>K</i>	<i>Avg.</i>
1950	11-9	606	92	143	78	—	—	—	—	—	—	—	.236
1951	12-6	429	78	104	56	14	3	3	133	29	—	—	.242
1952	20-7	932	185	256	153	37	16	10	355	66	—	—	.274
1953	11-8	651	146	171	117	42	9	5	246	31	122	112	.261
1954	22-4	897	218	273	175	51	12	23	417	64	118	121	.304
1955	14-6	707	169	200	145	30	8	20	303	18	125	91	.283
1956	14-7	753	198	239	171	31	16	19	357	54	161	92	.317
1957	13-7	619	132	173	107	30	11	19	282	22	89	77	.279
1958	22-7	1010	260	313	228	52	17	34	501	62	155	172	.309
1959	3-17	662	163	199	137	34	14	10	291	13	74	69	.300
1960	12-9	729	195	245	173	31	14	23	373	14	103	77	.336
1961	16-7	717	141	192	131	43	15	16	297	9	74	88	.267
1962	22-7	925	203	268	167	35	11	22	391	23	119	86	.289
1963	25-8	1052	189	298	145	46	7	13	397	22	117	138	.283
1964	27-5-1	1011	154	267	124	45	15	14	384	24	128	129	.267
1965	15-8	748	172	236	150	40	19	29	401	28	84	144	.316
1966	13-12	731	110	186	96	29	3	16	269	16	97	150	.245
1967	15-14-1	960	155	256	118	36	12	14	358	28	87	177	.267
1968	11-16	817	114	182	99	26	5	12	254	29	101	143	.223
1969	14-13	788	105	181	86	24	4	14	255	33	81	137	.230
1970	12-13	791	113	208	93	31	5	11	282	8	91	105	.262
1971	17-16	976	129	241	113	34	10	15	340	17	105	153	.247
1972	16-16	918	146	232	118	31	10	14	325	20	88	149	.253
1973	13-21	908	105	209	88	28	7	12	287	7	119	144	.232
1974	28-14	1199	252	349	210	38	18	27	504	41	179	167	.291
1975	17-20	1130	220	333	184	47	19	19	475	43	153	163	.295
1976	46-22	1985	487	638	434	98	44	41	937	39	303	275	.321
1977	36-15	1553	365	483	316	85	19	34	708	57	232	176	.311
1978	35-18	1552	323	465	294	68	16	33	664	74	226	217	.300
1979	45-12	1649	391	501	326	87	20	29	715	83	303	201	.304
1980	45-15-1	1823	367	566	318	90	29	25	789	46	276	200	.310
1981	43-18	1775	396	552	333	93	20	20	745	51	279	191	.311
1982	39-17	1742	440	585	377	96	32	26	823	49	254	182	.336
1983	25-16	1225	302	378	279	84	9	34	582	34	205	154	.309
1984	27-20-1	1462	285	407	249	79	12	26	588	36	200	202	.278
1985	36-27	1802	524	608	448	109	16	87	1010	70	292	286	.323
1986	28-23-1	1640	445	556	396	96	18	83	937	55	234	237	.339
1987	35-24	1826	478	560	412	98	19	73	915	35	338	308	.307
1988	42-22	2060	573	643	513	137	29	83	1087	58	383	347	.312
1989	35-27	1955	407	566	371	92	24	35	811	50	325	322	.290
1990	28-27	1728	351	501	317	86	14	38	729	35	271	280	.290
1991	38-17	1727	362	480	307	89	13	32	691	52	246	283	.278
1992	34-22	1845	440	574	399	115	19	62	913	43	302	305	.311
1993	30-19	1686	355	484	302	100	16	30	706	48	255	298	.297
1994	32-26	2069	447	635	391	132	28	42	949	45	334	376	.307
1995	19-34	1789	310	498	288	78	15	40	726	54	256	345	.278
1996	39-19	2105	545	659	509	144	18	52	995	38	384	412	.313
1997	31-27	2063	493	602	446	129	18	72	983	53	349	441	.292
1998	36-18	1886	495	595	451	125	14	110	1078	78	284	418	.315
1999	37-19	1920	412	550	359	138	11	53	869	40	320	449	.286
2000	33-24	1966	386	566	347	100	10	52	842	54	268	386	.288
2001	31-24-1	1856	349	524	310	102	13	41	775	83	252	340	.282
2002	24-29	1906	413	573	368	109	17	44	848	54	257	323	.300
2003	36-26	2002	482	614	419	109	17	46	889	80	299	352	.307
2004	38-23-1	2131	427	619	386	118	21	60	959	39	337	442	.290
2005	40-23	2180	509	617	441	111	26	34	882	51	357	493	.283
2006	35-28	2170	403	618	364	99	16	41	872	73	283	408	.285
2007	42-18	2049	403	580	368	102	17	47	857	59	285	656	.283
2008	39-21	2027	439	611	406	116	11	59	926	44	288	408	.301
2009	35-27	2045	411	556	366	112	19	41	829	45	298	449	.272
2010	29-26	1900	410	547	370	116	9	53	840	16	277	458	.288
2011	27-32	1949	286	509	249	84	11	22	681	94	239	406	.261
2012	33-28	2039	342	558	302	96	11	29	763	65	222	397	.274
2013	18-32	1643	205	402	185	64	9	15	529	20	161	368	.245
2014	20-33	1784	196	432	170	75	7	10	551	40	191	373	.242
2015	30-28	1889	274	487	249	86	14	41	724	69	182	417	.258
2016	26-30	1841	290	459	265	87	15	31	669	64	235	455	.249
2017	36-23	1993	347	522	311	109	11	52	809	76	277	514	.262
2018	34-22	1909	337	508	302	84	8	38	722	67	279	458	.266



<i><b>Year</b></i>	<i><b>Record</b></i>	<i><b>IP</b></i>	<i><b>H</b></i>	<i><b>R</b></i>	<i><b>ER</b></i>	<i><b>BB</b></i>	<i><b>K</b></i>	<i><b>ERA</b></i>
1950	11-9	168.0	149	90	49	96	149	2.49
1951	12-6	N/A	N/A	N/A	N/A	N/A	N/A	N/A
1952	20-7	236.0	183	106	60	101	173	2.28
1953	11-8	165.2	168	97	62	81	120	3.39
1954	22-4	234.0	167	75	58	105	169	2.27
1955	14-6	179.1	135	63	39	82	154	1.95
1956	14-7	186.2	156	112	72	96	135	3.91
1957	13-7	152.2	140	91	62	83	141	3.67
1958	22-7	245.1	182	125	95	159	189	3.48
1959	3-17	161.0	83	38	24	72	136	1.34
1960	12-9	166.0	193	130	96	111	109	5.21
1961	16-7	176.1	127	72	38	81	145	1.94
1962	22-7	220.1	198	118	71	90	215	2.90
1963	25-8	254.2	176	71	51	100	264	1.87
1964	27-5-1	264.0	144	47	19	121	299	0.65
1965	15-8	179.1	161	105	81	102	209	4.06
1966	13-12	191.1	177	105	68	89	189	3.20
1967	15-14-1	230.1	220	162	106	146	221	4.15
1968	11-16	212.0	214	128	86	121	194	3.65
1969	14-13	208.0	209	101	77	74	147	3.33
1970	12-13	201.2	213	119	91	87	140	4.06
1971	17-16	248.2	248	129	79	125	149	2.86
1972	16-16	233.0	243	166	127	111	179	4.90
1973	13-21	245.1	243	140	104	125	217	3.81
1974	28-14	302.1	314	177	130	138	191	3.87
1975	17-20	280.2	303	207	152	203	192	4.88
1976	46-22	491.0	498	293	239	273	358	4.38
1977	36-15	382.0	394	251	205	221	284	4.83
1978	35-18	386.2	351	176	128	142	284	2.98
1979	45-12	411.0	405	223	178	188	243	3.90
1980	45-15-1	467.2	391	197	147	198	291	2.83
1981	43-18	437.1	440	239	179	176	278	3.68
1982	39-17	415.1	448	264	197	194	318	4.26
1983	25-16	300.0	321	197	161	139	233	4.83
1984	27-20-1	370.1	406	262	201	167	236	4.88
1985	36-27	440.1	565	421	312	226	315	6.37
1986	28-23-1	383.0	446	342	284	245	260	6.67
1987	35-24	448.2	486	331	275	257	351	5.51
1988	42-22	501.1	647	410	338	235	375	6.07
1989	35-27	493.0	552	338	253	229	326	4.62
1990	28-27	437.1	490	268	229	171	344	4.71
1991	38-17	444.2	417	257	212	222	359	4.29
1992	34-22	457.2	499	312	268	226	391	5.27
1993	30-19	432.1	427	243	203	208	340	4.23
1994	32-26	510.1	535	378	303	260	399	5.34
1995	19-34	454.0	560	395	336	236	286	6.66
1996	39-19	510.0	643	412	337	248	324	5.95
1997	31-27	507.0	683	441	393	217	362	6.98
1998	36-18	464.2	538	345	298	205	457	5.77
1999	37-19	492.2	541	313	260	183	459	4.75
2000	33-24	505.0	601	358	300	230	429	5.35
2001	31-24-1	486.1	545	321	254	177	380	4.70
2002	24-29	469.2	635	422	371	201	395	7.11
2003	36-22	506.0	565	348	285	158	426	5.07
2004	38-23-1	560.1	544	291	234	177	462	3.76
2005	40-23	559.2	519	258	197	194	486	3.17
2006	35-28	565.1	530	256	211	160	476	3.36
2007	42-18	536.1	566	303	253	155	402	4.25
2008	39-21	520.1	571	304	265	171	495	4.58
2009	35-27	538.2	594	347	304	177	492	5.08
2010	29-26	488.1	573	337	274	156	340	5.05
2011	27-32	517.2	574	320	262	213	409	4.56
2012	33-28	535.1	574	298	258	193	397	4.34
2013	18-32	440.0	484	242	189	152	342	3.87
2014	20-33	478.1	518	250	214	127	345	4.03
2015	30-28	511.0	475	239	209	148	457	3.68
2016	26-30	493.2	552	298	238	142	422	4.34
2017	36-23	531.2	449	272	217	192	505	3.67
2018	34-22	509.0	472	227	212	187	531	3.75





Year	Record	Conference	Captain(s)	Coach
1891	2-2		Mord Bogie	Unknown
1892	1-2		Unknown	Unknown
1893	2-1		Unknown	Unknown
1894	Unknown		Unknown	Unknown
1895	Unknown		Unknown	Unknown
1896	2-3		Charles Dewey	Unknown
1897	8-2-1		Richmond Hawkins	Unknown
1898	6-3-1		Richmond Hawkins	Unknown
1899	Unknown		Ben Atchison	Unknown
1900	Unknown		Unknown	Unknown
1901	3-9		George Yant	Unknown
1902	6-6		Frank McCaslin	Unknown
1903	7-5		Tom Catron	Unknown
1904	10-8		Tom Catron	Unknown
1905	18-5		Tom Catron	Unknown
1906	18-1-1		Unknown	Ebright
1907	9-12		Unknown	Ebright
1908	7-10-1		Victor Rider	Ebright

**MISSOURI VALLEY CONFERENCE**

1909	9-6-1		Sam Morrow	Lowman
1910	11-5	(1st)	Besheer	Lowman
1911	8-3		Besheer	Chester Brewer
1912	11-7-1	(1st)	Eugene Hall	O.F. Field
1913	9-5-1		Taylor	O.F. Field
1914	7-7-3		Eugene Hall	Chester Brewer
1915	10-5		Taylor	Chester Brewer
1916	16-2	(1st)	Charles Woody	Chester Brewer
1917	16-1	(1st)	Earl McMillan	Chester Brewer
1918	11-3	(1st)	Clyde Slusher	John Miller
1919	No team (WWI)			
1920	8-8		Sam Canterbury	John Miller
1921	11-5-1		Chas Lowrence	John Miller
1922	9-5		Richard O'Reilly	Jerry Jones
1923	8-10		H.D. Ficklin	Hank Garrity
1924	7-12		Chester Denny	Hank Garrity
1925	9-8		Harold Anthony	Harry Kipke
1926	5-8		M. McQueen	Jack Crangle
1927	7-8		Don Swofford	Jack Crangle
1928	7-11		C.E. Newman	Jack Crangle

**BIG SIX CONFERENCE**

1929	8-9	8-5 (3rd)	Rupert Bridges, Robert Mehrle	Jack Crangle
1930	7-11	7-7 (4th)	Kyle Williams	Jack Crangle
1931	10-2	6-1 (1st)	Sam Carter	Jack Crangle
1932	10-6	6-3 (1st)	Webb Embry	Jack Crangle
1933	5-6	3-3 (3rd)	Norman Wagner	Chester Brewer
1934	7-11	N/A	John Guhman	Chester Brewer
1935	7-10	3-8 (4th)	None	Anton Stankowski
1936	9-7	3-5 (3rd)	Unknown	Anton Stankowski
1937	13-2-1	8-2 (1st)	Ralph Beer	John Simmons
1938	11-2	8-2 (1st)	Joel Carr	John Simmons
1939	11-3	10-2 (2nd)	Marshall Sneed	John Simmons
1940	8-4	6-4 (3rd)	Unknown	John Simmons
1941	15-2	10-2 (1st)	Unknown	John Simmons
1942	12-3	7-1 (1st)	Bill Spencer	John Simmons
1943	3-3	N/A	Ken Queveraux	John Simmons
1944	No team (WWII)			
1945	No team (WWII)			
1946	5-7	4-4 (4th)	Unknown	John Simmons

**BIG SEVEN CONFERENCE**

1947	11-8	9-6 (2nd)	Unknown	John Simmons
1948	15-6	11-5 (2nd)	Bob Spinks	John Simmons
1949	7-11	5-7 (6th)	Jack Frier	John Simmons
1950	11-9-1	9-5 (2nd)	Bill Eatock	John Simmons
1951	12-6	9-4 (2nd)	Bob Harting	John Simmons
1952	20-7	13-1 (1st)	Junior Wren	John Simmons
1953	11-8	9-5 (3rd)	Don Boenker, Herb Gellman	John Simmons
1954	22-4	11-1 (1st)	Dick Dickinson	John Simmons
1955	14-6	9-3 (2nd)	Jerry Schoonmaker	John Simmons
1956	14-7	7-6 (4th)	Unknown	John Simmons
1957	13-7	10-7 (3rd)	Jay Hankins	John Simmons

Year	Record	Conference	Captain(s)	Coach
<b>BIG EIGHT CONFERENCE</b>				
1958	22-7	12-3 (1st)	Ray Uriarte	John Simmons
1959 +	3-17	3-11 (8th)	Ralph Hochgrebe	John Simmons
1960	12-9	9-6 (4th)	Gary Starr	John Simmons
1961	16-7	13-6 (2nd)	Gene Orf	John Simmons
1962	22-7	16-5 (1st)	George Hulett	John Simmons
1963	25-8	17-3 (1st)	Gene McArtor	John Simmons
1964	26-5-1	19-0 (1st)	John Sevcik	John Simmons
1965	15-8	13-5 (1st)	Mike Strode	John Simmons
1966	13-12	9-9 (4th)	Bob Robben	John Simmons
1967	15-14-1	12-9 (2nd)	Gene Stephenson	John Simmons
1968	11-6	9-11 (5th)	Jerry Hirt	John Simmons
1969	14-13	11-10 (3rd)	Del Blunk	John Simmons
1970	12-13	8-9 (5th)	Dennis Alberts	John Simmons
1971	17-16	12-9 (4th)	Dennis Alberts	John Simmons
1972	16-16	9-11 (6th)	Jack Bastable	John Simmons
1973	13-21	8-12 (5th)	Roger Dickhans	John Simmons
1974	28-14	12-9 (3rd)	Tim Drennan	Gene McArtor
1975	17-20	8-10 (6th)	Tom Ellis	Gene McArtor
1976 *	46-22	4-1 (1st)	Jeff Haferkamp	Gene McArtor
1977	36-15	9-1 (2nd - West)	John Kruse, Greg Cypret	Gene McArtor
1978	35-18	7-3 (2nd - West)	Greg Cypret	Gene McArtor
1979	45-12	16-4 (3rd - West)	Al Hightower, Jim English	Gene McArtor
1980 *	45-15-1	15-5 (1st - West)	Ron Mathis, Ed Woelbel	Gene McArtor
1981	43-18	17-6 (1st)	Tom Heckman, Kevin Knop, Mark Maurer	Gene McArtor
1982	39-17	12-9 (4th)	Kurt Moody, Paul Summers	Gene McArtor
1983	25-16	7-8 (3rd)	Shane Fairbanks, Bill Hance, John Marquardt	Gene McArtor
1984	27-20-1	7-8 (4th)	Rich Weisner, Tim Danze	Gene McArtor
1985	36-27	7-17(N/A)	Brad Bollinger, Tim Danze	Gene McArtor
1986	33-27-1	12-12 (3rd)	Tim Danze, Russ Perkins	Gene McArtor
1987	36-26	14-10 (3rd)	Tom Ciombor, Matt Greer	Gene McArtor
1988	42-22	14-10 (3rd)	Dave Silvestri, Dave Slavin	Gene McArtor
1989	35-27	12-12 (2nd)	Mitch Ingold, Jon Pittenger	Gene McArtor
1990	28-27	11-13 (5th)	Scott Black, Tim Pinkowski	Gene McArtor
1991	41-20	12-12 (3rd)	Mark Adair, Chuck Fletcher	Gene McArtor
1992	34-22	12-12 (4th)	John Dettmer, Bill Mondrella	Gene McArtor
1993	30-19	15-10 (3rd)	John Hay, Chris Wyrick	Gene McArtor
1994	32-26	9-19 (6th)	Steve Ball, Scott Swift	Gene McArtor
1995	19-34	7-20 (7th)	Greg Lindstrom, Jay White	Tim Jamieson
1996	39-19	20-8 (1st)	Jay White, Matt Nivens	Tim Jamieson

**BIG 12 CONFERENCE**

1997	31-27	16-14 (6th)	Matt Nivens, Mike Haverty	Tim Jamieson
1998	36-18	17-12 (5th)	Ryan Fry, Torre Tyson	Tim Jamieson
1999	37-19	14-13 (7th)	Mike Rallo, Jake Epstein	Tim Jamieson
2000	33-24	13-14 (7th)	J.R. Warner, Ryan Pickett	Tim Jamieson
2001	31-24-1	11-19 (10th)		Tim Jamieson
2002	24-29	9-16 (9th)		Tim Jamieson
2003	36-22	15-11 (4th)		Tim Jamieson
2004	38-23-1	12-14 (7th)		Tim Jamieson
2005	40-23	16-11 (4th)		Tim Jamieson
2006	35-28	12-15 (7th)		Tim Jamieson
2007	42-18	19-8 (2nd)		Tim Jamieson
2008	39-21	16-11 (4th)		Tim Jamieson
2009	35-27	16-11 (3rd)		Tim Jamieson
2010	29-26	10-16 (8th)		Tim Jamieson
2011	27-32	11-15 (8th)		Tim Jamieson
2012 *	33-28	10-14 (6th)	Ben Turner, Eric Anderson	Tim Jamieson

**SOUTHEASTERN CONFERENCE**

2013	18-32	10-20 (12th)		Tim Jamieson
2014	20-33	6-24 (14th)	Eric Anderson, Dylan Kelly	Tim Jamieson
2015	30-28	15-15 (7th)	Brett Peel	Tim Jamieson
2016	26-30	9-21 (t-11th)		Tim Jamieson
2017	36-23	14-16 (10th)	Tanner Houck	Steve Bieser
2018	34-22	12-18 (12th)	Brett Bond, Bryce Montes De Oca	Steve Bieser

Overall Totals—2,324 wins, 1,583 losses, 20 ties (.594 winning percentage)

Conference Totals—903 wins, 745 losses, 1 tie (.540 winning percentage)

+ forfeited 13 wins—actual record 16-4 overall, 10-4 in Big Eight

\* denotes Conference Tournament Championship



<b>1891</b>		
<b>(2-2)</b>		
2	Washington (Mo.)	12
8	Mexico	7
22	Columbia	7
5	Westminster	8

<b>1892</b>		
<b>(1-2)</b>		
8	Central College	4
4	Mexico	12
8	Westminster	9

<b>1893</b>		
<b>(2-1)</b>		
22	Westminster	18
12	Westminster	9
8	Sturgeon	12

<b>1894</b>		
<b>(W-L unknown)</b>		
??	Mo. Military Acad.	??
??	Westminster	??
??	Moberly	??

<b>1895</b>		
<b>(W-L unknown)</b>		
??	Westminster	??
13	Mexico	29

<b>1896</b>		
<b>(2-3)</b>		
9	Westminster	0
13	Mexico	12
0	Blackburn	13
0	Blackburn	4
5	Mexico	10

<b>1897</b>		
<b>(8-2-1)</b>		
No scores reported		

<b>1898</b>		
<b>(6-3-1)</b>		
11	Kemper	3
10	Fulton	0
28	Kemper	12
22	Marshall	7
7	Nebraska	6
2	Nebraska	14
19	Nebraska	4
8	Iowa	6
5	Iowa	13
2	Wentworth	17

<b>1899</b>		
<b>(W-L unknown)</b>		

<b>1900</b>		
<b>(W-L unknown)</b>		

<b>1901</b>		
<b>(3-9)</b>		
13	Grinnell	4
4	Grinnell	8
5	Central College	13
16	William Jewell	7
13	Nebraska	9
17	Nebraska	9
6	St. Mary's	7
19	Kansas	4
11	Haskell	5
19	Ottawa	4
18	Emporia	9
13	Kansas	4

<b>1902</b>		
<b>(6-6)</b>		
5	Central College	1
23	Westminster	4
22	William Jewell	5
10	Washburn	6
1	Kansas	2
13	Washington (Mo.)	7
35	William Jewell	2
11	Washburn	20
5	Kansas	7
1	Haskell	12
10	K. Ca. C.	9
1	Nebraska	5

<b>1903</b>		
<b>(7-5)</b>		
3	Westminster	10
4	Wentworth	0
15	Central College	0
4	Blees Military Acad.	4
5	Central College	13
2	Washburn	1
14	Kansas	13
6	Kansas	4
4	Washington (Mo.)	7
5	Mo. School of Min.	4
4	Kansas	3
0	Kansas	18

<b>1904</b>		
<b>(10-8)</b>		
0	Westminster	1
30	Central College	4
5	Blees Military Acad.	4
1	Iowa	2
9	Kirkville North	8
2	Mo. School of Min.	3
4	Knox College	3
0	Iowa	4
9	Simpson College	1
6	Kirkville North	2
3	Blees Military Acad.	2
0	Arkansas	3
9	Arkansas	7
12	Missouri Valley	0
4	Kansas	5
9	Kansas	5
9	Kansas	4
3	Kansas	4

<b>1905</b>		
<b>(18-5)</b>		
10	Westminster	0
6	Wentworth	0
4	William Jewell	0
23	Blees Military Acad.	0
3	Arkansas	2
11	Arkansas	3
11	Kansas	10
4	Kansas	6
8	Fort Worth	2
0	Texas	6
7	Texas	2
5	Baylor	8
2	Texas Christian	1
4	Arkansas	1
1	Arkansas	2
5	Missouri Rolla	1
4	Missouri Rolla	13
5	Kansas	2
5	Kansas	4

<b>1906</b>		
<b>Coach Ebright (18-1-1)</b>		
10	William Jewell	1
12	Kirkville	2
1	Arkansas	0
7	Arkansas	1
10	South Dakota	1
7	South Dakota	1
9	Missouri Rolla	0
4	Drury	0
3	Arkansas	3
5	Arkansas	0
2	Baker	5
5	Kansas	3
10	Kansas	1
9	Missouri Valley	0
4	Westminster	1
11	Saint Louis	4
10	Saint Louis	3
7	Kansas	0
6	Kansas	5
5	Warrenburg	0

<b>1907</b>		
<b>Coach Ebright (9-12)</b>		
7	Wentworth	2
0	Knox	4
4	Knox	5
8	Warrenburg	5
9	Kansas	5
0	Kansas	5
7	Washington (Mo.)	7
4	Washington (Mo.)	6
6	Iowa	3
7	Simpson College	3
5	Creighton	6
0	Iowa State	6
4	Aggies	5
6	Aggies	4
0	St. Mary's	3
1	Kansas	11
6	Arkansas	1
2	Arkansas	6
9	Washington (Mo.)	1
2	Washington (Mo.)	3

<b>1908</b>		
<b>Coach: Ebright (7-10-1)</b>		

<b>1909</b>		
<b>Coach Lowman (9-6-1)</b>		
2	Warrenburg	6
2	Nebraska	6
10	Nebraska	1
4	Washington (Mo.)	5
4	Washington (Mo.)	2
6	Warrenburg	1
2	Kansas	5
7	Kansas	3
11	Nebraska	11
4	Nebraska	8
2	Nebraska Wesleyan	0
4	Iowa State	2
2	Washington (Mo.)	3
14	Central College	1

7	Kansas	1
11	Kansas	1

<b>1910</b>		
<b>Coach Lowman (11-5)</b>		
<b>MVC Champions</b>		
3	Missouri Valley	4
15	Warrenburg	8
5	Saint Louis	4
4	Iowa State	2
3	Iowa State	0
7	Warrenburg	1
6	Kansas	13
11	Kansas	3
0	Arkansas	2
5	Arkansas	6
5	Arkansas	7
10	Washington (Mo.)	9
6	Washington (Mo.)	2
3	Washington (Mo.)	2
10	Saint Louis	2
5	Kansas	2

<b>1911</b>		
<b>Chester Brewer (8-3)</b>		
3	Missouri Valley	0
4	Central College	3
4	Warrenburg	3
3	Saint Louis	4
4	Iowa State	0
7	Iowa State	18
9	Saint Louis	0
5	Iowa State	1
3	Iowa State	5
10	Keio University	0

<b>1912</b>		
<b>O.F. Field (11-7-1)</b>		
<b>MVC Champions</b>		
3	Wisconsin	3
0	Kansas State	2
6	Kansas State	15
15	Kansas State	1
0	Oklahoma State	2
1	Oklahoma	8
2	Kansas	0
1	Kansas	0
10	Central College	2
2	Westminster	2
4	Iowa State	2
7	Iowa State	2
7	Kansas State	13
3	Missouri Rolla	2
2	Missouri Rolla	1
6	Iowa State	1
5	Kansas	2
5	Kansas	0
9	Kansas	0
3	Kansas	1

<b>1913</b>		
<b>O.F. Field (9-5-1)</b>		
6	Westminster	1
3	Iowa State	0
13	Iowa State	12
0	Chinese	2
8	Warrenburg	6
0	Kansas	2
4	Kansas	6
2	Kansas State	0
5	Kansas State	3
5	Oklahoma	3
2	Oklahoma	1
0	Iowa State	7
7	Iowa State	7
1	Kansas	2
3	Kansas	2

<b>1914</b>		
<b>Chester Brewer (7-7-3)</b>		
5	Kansas State	1
4	William Jewell	0
9	Westminster	5
11	Iowa State	2
3	Iowa State	7
6	Honolulu	3
1	Honolulu	0
2	Texas	0
4	Texas	5
9	Kansas State	9
2	Kansas State	2
0	Kansas	6
1	Kansas	4
0	Iowa State	4
1	Iowa State	2
4	Kansas	4
0	Kansas	4

<b>1915</b>		
<b>Chester Brewer (10-5)</b>		
11	Central College	4
6	Westminster	0
6	Central College	4
4	Chinese	3
3	Chinese	3
4	Iowa State	3
2	Iowa State	0
1	Iowa State	0
9	Kansas State	3

MISSOURI COACHING RECORDS				
Name	Seasons	Years	Record	Pct.
Ebright	3	1906-08	34-23-2	.585
Lowman	2	1909-10	20-11-1	.641
Chester Brewer	7	1911, '14-17, '33-34	61-32-3	.615
O.F. Field	2	1912-13	20-12-2	.618
John Miller	3	1918-21	30-16-1	.649
Jerry Jones	1	1922	9-5	.643
Hank Garrity	2	1923-24	15-22	.405
Harry Kipke	1	1925	9-8	.529
Jack Crangle	7	1926-32	54-55	.494
Anton Stankowski	2	1935-36	16-17	.485
John "Hi" Simmons	35	1937-73	481-294-3	.621
Gene McArtor	21	1974-94	733-430-3	.630
Tim Jamieson	22	1995-2016	698-565-2	.553
Steve Bieser	2	2017-present	70-45	.609

2	Washington (Mo.)	0
3	Washington (Mo.)	2
1	Iowa State	2
3	Iowa State	6
8	Drake	5
3	Drake	4
4	Kansas	0

<b>1916</b>		
<b>Chester Brewer (16-2)</b>		
<b>MVC Champions</b>		
7	Westminster	1
9	Central College	0
6	Oklahoma	0
6	Oklahoma	3
3	Oklahoma State	3
12	Kansas State	2
3	Kansas State	1
10	Oklahoma State	5
5	Iowa State	2
4	Iowa State	1
7	Iowa State	1
8	Kansas	4
6	Kansas	9
7	Kansas	4
13	Kansas	13
3	Kansas State	0
2	Kansas State	0

<b>1917</b>		
<b>Chester Brewer (16-1)</b>		
<b>MVC Champions</b>		
8	Arkansas	1
17	Arkansas	5
2	Hen. Kendall	0
24	Oklahoma State	9
4	Oklahoma State	2
11	Kansas State	3
6	Kansas State	1
2	Iowa State	2
5	Iowa State	4
10	Central College	2
9	Iowa State	3
0	Iowa State	2
4	Kansas State	2
7	Kansas	0
10	Kansas	4
9	Kansas	3
3	Kansas	4

<b>1918</b>		
<b>John Miller (11-3)</b>		
<b>MVC Champions</b>		
3	Westminster	0
6	Iowa State	5
4	Iowa State	7
6	Camp Funston	3
2	Iowa State	2
2	Iowa State	1
4	Iowa State	4
5	Kansas	2
2	Kansas	7
6	Kansas	2
11	Camp Funston	1
3	Camp Funston	6
6	Kansas	4
6	Kansas	3

<b>1919</b>		
<b>(World War I)</b>		

<b>1920</b>		
-------------	--	--



<b>1929</b>	
<b>Jack Crangle (8-9)</b>	
4 Washington (Mo.)	6
1 Wisconsin	5
2 Wisconsin	4
4 Nebraska	3
1 Nebraska	0
14 Oklahoma	12
2 Oklahoma	3
2 Kansas State	3
9 Kansas State	10
3 Kansas	0
7 Kansas	0
4 Kansas	2
8 Iowa State	9
7 Iowa State	0
7 Central College	10
2 Nebraska	3
9 Nebraska	4

<b>1930</b>	
<b>Jack Crangle (7-11)</b>	
0 Iowa	14
6 Northwestern	5
3 Nebraska	1
10 Nebraska	8
3 Washington (Mo.)	5
4 Washington (Mo.)	20
0 Oklahoma	15
4 Oklahoma	3
4 Iowa State	3
0 Iowa State	6
1 Kansas State	16
9 Kansas State	10
3 Nebraska	9
1 Nebraska	2
3 Kansas	5
8 Kansas	2
2 Kansas	1

<b>1931</b>	
<b>Jack Crangle (10-2)</b>	
<b>Big Six Champions</b>	
2 Kirkville	3
11 Central College	1
4 Kansas State	6
14 Kansas State	11
13 Kansas	7
5 Kansas	3
4 Kansas	1
0 Kirkville	16
8 Iowa State	7
3 Nebraska	0
6 Nebraska	5

<b>1932</b>	
<b>Jack Crangle (10-6)</b>	
<b>Big Six Champions</b>	
4 Kirkville	3
4 Washington (Mo.)	8
8 Oklahoma	3
14 Kansas State	5
6 Kansas State	7
5 Kansas	13
4 Kansas	8
6 Kansas	5
6 Kansas	3
4 Maryville	1
12 Kirkville	7
3 Luther	4
7 Northwestern	10
13 Washington (Mo.)	8
10 Iowa State	1
5 Iowa State	10

<b>1933</b>	
<b>Chester Brewer (5-6)</b>	
3 Washington (Mo.)	4
5 Kansas State	11
10 Kansas State	3
3 Oklahoma	5
12 Oklahoma	20
3 Oklahoma City	2
1 Iowa State	0
2 Kirkville	8
3 Kansas State	11
16 Oklahoma	8
9 Washington (Mo.)	5

<b>1934</b>	
<b>Chester Brewer (7-11)</b>	
0 Illinois Wesleyan	3
1 Upper Iowa	10
3 Luther College	11
5 Kirkville	1
4 Kirkville Ost.	5
10 Westminster	7
5 Westminster	3
22 Illinois Wesleyan	7
1 Monmouth	8
9 Illinois College	15
7 Kirkville	8
5 Kansas State	6
8 Kansas State	29
5 Oklahoma	4
1 Oklahoma	3
4 Oklahoma	1
3 Kansas State	9
5 Kansas State	0

<b>1935</b>	
<b>Anton Stankowski (7-10)</b>	
5 Oklahoma	15
5 Oklahoma	13
10 Oklahoma	11
2 Kansas State	3
8 Westminster	3
3 Iowa State	2
3 Iowa State	7
3 Kansas State	3
2 Kansas State	2
2 Kansas State	6
5 Kirkville	2
3 Iowa State	5
4 Iowa State	6
0 Washington (Mo.)	1
4 Washington (Mo.)	3
12 Westminster	4
2 Kirkville	4

<b>1936</b>	
<b>Anton Stankowski (9-7)</b>	
14 Westminster	9
15 Westminster	3
1 Nebraska	1
2 Nebraska	8
5 Westminster	9
8 Kirkville	0
5 Iowa State	6
3 Iowa State	6
2 Saint Louis	2
2 Washington (Mo.)	3
2 Kansas State	0
2 Kansas State	3
10 Kansas State	6
3 Kansas State	4
7 Washington (Mo.)	2
6 Saint Louis	5

<b>1937</b>	
<b>John "Hi" Simmons (13-2-1)</b>	
<b>Big Six Champions</b>	
4 Westminster	2
7 Nebraska	6
10 Nebraska	8
3 Iowa State	2
11 Iowa State	2
7 Westminster	3
5 Kansas State	6
1 Kansas	5
4 Kansas	7
12 Kansas	7
8 Saint Louis	2
4 Kansas State	0
10 Kansas State	1
14 Washington (Mo.)	2
9 Saint Louis	5
9 Kansas	1
2 Kansas	2

<b>1938</b>	
<b>John "Hi" Simmons (11-2)</b>	
<b>Big Six Champions</b>	
7 Kirkville	2
13 Iowa	0
9 Westminster	3
5 Nebraska	1
6 Nebraska	0
3 Iowa State	0
2 Iowa State	5
4 Kansas State	0
4 Kansas State	3
21 Kansas	1
3 Oklahoma	2
1 Oklahoma	0
3 Saint Louis	6

<b>1939</b>	
<b>John "Hi" Simmons (11-3)</b>	
1 Rockhurst	5
2 Nebraska	1
9 Nebraska	2
4 Iowa State	0
7 Iowa State	2
2 Kansas State	0
21 Kansas State	9
1 Kansas	0
3 Kansas	2
3 Kansas State	2
4 Kansas State	2
9 Saint Louis	0
4 Oklahoma	10
2 Oklahoma	8

<b>1940</b>	
<b>John "Hi" Simmons (8-4)</b>	
9 Kansas	6
18 Rockhurst	1
7 Nebraska	5
8 Nebraska	2
6 Kansas State	7
6 Kansas State	7
14 Westminster	2
3 Iowa State	0
5 Iowa State	2
1 Oklahoma	12
4 Oklahoma	3
8 Kansas	6

<b>1941</b>	
<b>John "Hi" Simmons (15-2)</b>	
<b>Big Six Champions</b>	
13 Drake	1
4 Washington (Mo.)	2
8 Saint Louis	5
20 Washington (Mo.)	10
1 Nebraska	1
5 Nebraska	1
17 Saint Louis	0
2 Kansas State	2
2 Kansas State	6
5 Kansas	2
18 Kansas	5
4 Kansas	2
3 Kansas	1
3 Oklahoma	2
2 Oklahoma	4
5 Iowa State	4
14 Iowa State	13

<b>1942</b>	
<b>John "Hi" Simmons (12-3)</b>	
<b>Big Six Champions</b>	
6 Central College	0
1 Kansas State	0
0 Kansas State	3
6 Jefferson Barr.	8
2 Washington (Mo.)	1
14 Jefferson Barr.	11
11 Kansas	3
10 Nebraska	7
10 Washington (Mo.)	0
11 Oklahoma	10
6 Iowa State	4
8 Iowa State	1
6 Kansas	1
2 Bradley Tech.	9
14 Bradley Tech.	8

<b>1943</b>	
<b>John "Hi" Simmons (3-3)</b>	
5 Westminster	1
2 Westminster	4
10 Washington (Mo.)	3
2 Lambert Field	6
1 Iowa State	0
0 Iowa State	6

**1944**  
(World War II)

**1945**  
(World War II)

<b>1946</b>	
<b>John "Hi" Simmons (5-7)</b>	
27 Sedalia Army	5
2 Nebraska	5
4 Nebraska	5
4 Saint Louis	5
14 Washington (Mo.)	19
5 Kansas	0
7 Kansas	5
7 Kansas	5
8 Kansas	5
0 Washington (Mo.)	5
2 Iowa State	3
0 Iowa State	9

<b>1947</b>	
<b>John "Hi" Simmons (11-8)</b>	
5 Saint Louis	6
18 Saint Louis	1
4 Saint Louis	0
4 Saint Louis	8
13 Nebraska	8
2 Kansas State	4
3 Kansas State	0
7 Kansas	0
9 Kansas	4
6 Nebraska	4
11 Nebraska	4
3 Oklahoma	7
12 Oklahoma	4
4 Iowa State	2
2 Kansas State	0
2 Oklahoma	4
1 Oklahoma	6
1 Oklahoma	2
4 Kansas	0

<b>1948</b>	
<b>John "Hi" Simmons (15-6)</b>	
2 Washington (Mo.)	7
9 Saint Louis	0
1 Arkansas	8
10 Kansas	5
2 Kansas	0
5 Washington (Mo.)	2
7 Nebraska	0
3 Nebraska	2
1 Nebraska	3
2 Oklahoma	3
2 Oklahoma	6
22 Iowa State	3
4 Iowa State	0
8 Kansas	2
2 Kansas	4

6 Saint Louis	1
1 Kansas State	4
11 Kansas State	4
8 Kansas State	1
3 Kansas State	3
6 Colorado	4
6 Colorado	0

<b>1949</b>	
<b>John "Hi" Simmons (7-11)</b>	
3 Washington (Mo.)	5
6 Washington (Mo.)	0
7 Kansas	1
1 Kansas	4
0 Oklahoma State	5
0 Oklahoma State	14
9 Oklahoma State	13
7 Oklahoma	5
1 Oklahoma	2
1 Kansas	2
2 Kansas	4
6 Washington (Mo.)	5
3 Iowa State	4
8 Nebraska	3
0 Nebraska	8
3 Kansas State	0
5 Colorado	0
0 Colorado	1

<b>1950</b>	
<b>John "Hi" Simmons (11-9-1)</b>	
4 Arkansas	7
11 Southern Methodist	20
2 Texas Christian	3
4 Texas Christian	6
1 Nebraska	7
1 Nebraska	3
8 Washington (Mo.)	5
5 Iowa State	1
4 Iowa State	3
9 Kansas	2
3 Kansas	9
4 Kansas	3
1 Kansas	2
6 Kansas State	2
3 Kansas State	1
0 Colorado	8
0 Colorado	3
12 Washington (Mo.)	0
9 Oklahoma	8
6 Oklahoma	0

<b>1951</b>	
<b>John "Hi" Simmons (12-6)</b>	
2 Washington (Mo.)	0
8 Ft. Leonard Wood	5
4 Oklahoma	5
12 Rockhurst	4
12 Kansas State	9
7 Kansas State	0
8 Kansas	3
4 Nebraska	3
2 Washington (Mo.)	0
5 Ft. Leonard Wood	18
2 Colorado	0
0 Kansas State	8
5 Kansas State	0

<b>1952</b>	
<b>John "Hi" Simmons (20-7)</b>	
<b>Big Seven Champions</b>	
<b>College World Series</b>	
<b>National Runners-Up</b>	
7 Ft. Leonard Wood	1
3 Texas Christian	5
7 Texas Christian	6
0 Oklahoma State	3
5 Oklahoma State	6
20 Kansas State	0
12 Kansas State	4
7 Iowa State	0
6 Iowa State	2
2 Ft. Leonard Wood	6
9 Kansas State	6
4 Kansas State	5
18 Colorado	4
19 Colorado	4
7 Oklahoma	4
5 Oklahoma	4
6 Nebraska	5
8 Nebraska	5
2 Kansas	0
5 Kansas	2
7 Saint Louis	1
8 Saint Louis	1
15 Northern Colorado	1
3 Holy Cross	0
1 Penn State	2
3 Holy Cross	7
4 Holy Cross	8

<b>1953</b>	
<b>John "Hi" Simmons (11-8)</b>	
5 Tulsa	6
10 Tulsa	9
1 Ft. Leonard Wood	2
14 Oklahoma State	3

25 Kansas State	3
10 Kansas State	2
6 Nebraska	11
3 Nebraska	0
9 Colorado	5
5 Colorado	6
10 Kansas State	3
9 Kansas State	7
8 Kansas	3
4 Kansas	3
10 Kansas	9
7 Kansas	9
2 Oklahoma	5
5 Oklahoma	7

<b>1954</b>	
<b>John "Hi" Simmons (22-4)</b>	
<b>Big Seven Champions</b>	
<b>College World Series</b>	
<b>National Champions</b>	
3 Ft. Leonard Wood	6
4 Ft. Leonard Wood	2
18 Arkansas	0
12 Arkansas	6
3 Oklahoma State	5
12 Oklahoma State	6
24 Sedalia A.F.B.	1
11 Sedalia A.F.B.	3
1 Iowa State	4
5 Iowa State	3
5 Kansas State	3
10 Kansas State	5
11 Colorado	2
11 Colorado	2
14 Oklahoma	1
6 Lafayette	3
1 Rollins	4
8 Massachusetts	1
7 Oklahoma State	3
4 Michigan State	3
4 Rollins	1

<b>1955</b>	
<b>John "Hi" Simmons (14-6)</b>	
27 Ft. Leonard Wood	4
6 Ft. Leonard Wood	2
11 Arkansas	5
1 Arkansas	2
12 Tulsa	2
10 Tulsa	4
3 Oklahoma State	4
7 Oklahoma State	10
1 Iowa State	0
2 Oklahoma	4
0 Oklahoma	4
5 Colorado	3
19 Kansas State	1
15 Kansas State	2
3 Nebraska	4
2 Nebraska	1
11 Kansas	2
16 Kansas	1
5 Iowa State	1
8 Iowa State	7

<b>1956</b>	
<b>John "Hi" Simmons (14-7)</b>	
7 Oklahoma State	5
9 Oklahoma State	10
14 Tulsa	6
8 Tulsa	6
7 Washington (Mo.)	5
12 Washington (Mo.)	3
2 Arkansas	0
8 Arkansas	2
6 Iowa State	1
18 Iowa State	4
8 Kansas State	1
7 Colorado	4
3 Colorado	4
18 Kansas	1
14 Kansas	5
6 Oklahoma State	13
7 Nebraska	4
27 Nebraska	4

<b>1957</b>	
<b>John "Hi" Simmons (13-7)</b>	
12 Arkansas	6
9 Arkansas	7
7 Washington (Mo.)	0
6 Colorado	2
3 Colorado	2
9 Iowa State	14
5 Iowa State	6
7 Iowa State	3
16 Kansas	5
3 Kansas	6
5 Kansas	1
16 Kansas State	4
6 Kansas State	5
9 Kansas State	2
6 Nebraska	8
2 Nebraska	7

5 Nebraska	2
3 Oklahoma	4
1 Oklahoma	0
2 Oklahoma	7

<b>1958</b>	
<b>John "Hi" Simmons (22-7)</b>	
<b>Big Eight Champions</b>	
<b>College World Series</b>	
<b>National Runners-Up</b>	
5 Mississippi	4
14 Mississippi	5
13 Arkansas State	0
2 Arkansas State	3
3 Nebraska	6
9 Nebraska	6
12 Nebraska	5
4 Washington (Mo.)	5
25 Kansas	14
24 Kansas State	2
5 Kansas State	0
3 Kansas State	6
0 Oklahoma	4
12 Washington (Mo.)	3
8 Iowa State	6
7 Iowa State	8
11 Iowa State	0
17 Colorado	8
9 Colorado	3
14 Oklahoma State	4
District V Playoffs	
11 Iowa St. Teachers	7
13 Iowa St. Teachers	3
College World Series	
3 Western Michigan	1
11 Colorado State	2
4 Holy Cross	1
3 Western Michigan	1
0 Southern California	7
7 Southern California	8





<b>1961 cont.</b>			2	Nebraska	1	7	Trinity	8	6	Oklahoma State	5	12	Nebraska	0	21	Bradley	9		
13	Iowa State	3	2	Kansas	1	10	St. Edward's	13	4	Nebraska	2	15	Nebraska	7	0	Murray State	1		
18	Iowa State	1	2	Kansas	0	8	Texas A&M	4	7	Nebraska	2	3	Nebraska	3	0	Murray State	7		
13	Colorado	16	4	Kansas	3	8	Colorado	5	11	Nebraska	7	5	Missouri Western	2	3	Southern Illinois	10		
9	Colorado	1	1	District V Playoffs	1	4	Colorado	12	2	Oklahoma	1	7	Missouri Western	1	4	Southern Illinois	5		
5	Colorado	4	2	Saint Louis	1	7	Colorado	3	0	Oklahoma	5	3	Kansas	6	8	Southern Illinois	7		
1	Oklahoma State	2	2	Saint Louis	1	4	Iowa State	0	7	Oklahoma	1	3	Kansas	0	9	Southern Illinois	6		
7	Oklahoma State	1	7	College World Series	0	6	Iowa State	6	0	Oklahoma	1	9	Kansas	3	4	Oklahoma	2		
2	Oklahoma State	3	2	Arizona State	0	7	Iowa State	6	0	Oklahoma	1	9	Colorado	3	7	Iowa State	2		
<b>1962</b>			2	Southern Cal	3	1	Nebraska	0	3	Indiana	0	10	Colorado	9	8	Colorado	2		
<b>John "Hi" Simmons (22-7)</b>			4	Seton Hall	1	5	Nebraska	1	3	Indiana	5	15	Colorado	3	0	Oklahoma	8		
<b>Big Eight Champions</b>			2	Minnesota	1	2	Oklahoma	8	15	Indiana	13	3	Kansas State	9	5	Oklahoma	3		
<b>College World Series</b>			1	Maine	1	9	Oklahoma	1	3	Indiana	0	3	Kansas State	9	5	NCAA Midwest Regional	1		
9	Arkansas State	2	6	Minnesota	5	13	Kansas State	6	6	Texas Pan-American	6	5	Kansas State	5	3	Texas A&M	3		
7	Arkansas State	3	26	<b>1965</b>			1	Kansas State	2	0	Texas Pan-American	11	2	Kansas State	3	10	Arizona	10	
10	Arkansas	4	6	<b>John "Hi" Simmons (15-8)</b>			2	Kansas	1	2	Texas Pan-American	7	0	Kansas State	5	3	Texas A&M	12	
12	Arkansas	8	3	<b>Big Eight Champions</b>			3	Kansas	1	0	Texas Pan-American	6	5	Dallas	0	<b>1977</b>			
10	Iowa State	4	6	6	Texas Tech	3	2	Kansas	1	14	Arkansas	1	2	Northern Iowa	0	<b>Gene McArtor (36-15)</b>			
13	Iowa State	3	0	26	Texas Tech	3	2	Kansas	1	5	Arkansas	1	2	Northern Iowa	3	0	New Orleans	9	
3	Iowa State	0	6	6	Ohio State	10	3	Oklahoma State	5	4	Arkansas	1	2	Texas Pan-American	6	0	Tulane	8	
9	Colorado	1	0	10	Nebraska	4	1	Oklahoma State	10	5	Saint Louis	0	2	Northern Iowa	1	2	Tulane	7	
0	Colorado	4	2	3	Nebraska	5	3	Oklahoma State	4	2	Saint Louis	2	0	Texas Pan-American	8	4	Stetson	1	
10	Colorado	7	10	0	Oklahoma	2	0	Colorado	5	4	Kansas State	6	1	Iowa	3	2	Nicholls State	7	
3	Kansas	9	12	9	Oklahoma	1	0	Colorado	11	3	Kansas State	7	0	New Orleans	2	2	Nicholls State	3	
0	Kansas	8	9	0	Oklahoma	1	0	Colorado	15	15	Kansas State	8	4	NW Missouri State	8	7	Illinois	0	
7	Kansas	5	1	5	Oklahoma State	6	5	Nebraska	13	7	Kansas State	10	8	NW Missouri State	5	9	New Orleans	2	
12	Nebraska	5	8	13	Kansas State	9	7	Nebraska	0	5	Kansas State	14	2	SW Missouri State	3	13	SE Louisiana	2	
4	Nebraska	2	5	6	Kansas State	1	2	Nebraska	0	6	Kansas State	8	1	SW Missouri State	0	7	SE Louisiana	5	
1	Nebraska	0	13	6	Kansas State	8	1	Nebraska	0	12	Kansas	3	1	Central Missouri State	8	6	Missouri Southern	7	
10	Oklahoma	13	6	14	Kansas State	8	1	Nebraska	7	8	Kansas	2	8	Missouri-St. Louis	3	11	Missouri Southern	5	
9	Oklahoma	6	13	8	Kansas	6	7	Nebraska	8	9	Kansas	10	8	Missouri-St. Louis	2	11	Oklahoma State	5	
5	Oklahoma	1	13	13	Kansas	6	1	Oklahoma State	5	6	Kansas	8	13	Kansas State	4	1	Oklahoma State	5	
15	Kansas State	4	8	8	Kansas	6	1	Oklahoma State	9	2	Kansas	10	8	Kansas State	14	2	Oklahoma State	1	
7	Kansas State	9	1	9	Kansas	0	1	Oklahoma State	9	2	Iowa State	1	6	Kansas State	8	13	Oklahoma State	5	
8	Kansas State	5	9	9	Colorado	2	2	Colorado	3	8	Iowa State	7	4	Nebraska	7	2	California	3	
7	Oklahoma State	4	2	2	Colorado	3	6	Colorado	5	13	Iowa State	2	6	Nebraska	8	12	Washington State	8	
10	Oklahoma State	1	5	8	Colorado	7	2	Colorado	0	6	Oklahoma State	2	9	Nebraska	6	7	Pittsburgh	1	
2	Oklahoma State	8	8	8	Iowa State	6	5	Iowa State	2	2	Oklahoma State	8	10	Saint Louis	9	6	Oral Roberts	9	
3	District V Playoffs	1	4	4	District V Playoffs	5	1	Iowa State	0	2	Oklahoma	5	6	Saint Louis	10	8	UCLA	7	
9	Bradley	4	4	4	Saint Louis	5	0	Nebraska	4	7	Oklahoma	3	12	Kansas	8	1	Brigham Young	3	
<b>College World Series</b>			1	4	Saint Louis	5	6	Nebraska	2	8	Oklahoma	3	12	Kansas	14	18	UC Riverside	16	
1	Ithaca	5	9	9	Saint Louis	5	10	Nebraska	1	8	Missouri Western	3	2	Kansas	6	3	Bradley	4	
4	Santa Clara	7	4	4	Saint Louis	5	10	Kansas	3	10	Missouri Western	16	9	Kansas	6	3	Bradley	3	
<b>1963</b>			1	1	<b>1966</b>			4	Nebraska	1	1	Oklahoma	13	18	SIU-Edwardsville	10	4	Bradley	4
<b>John "Hi" Simmons (25-8)</b>			7	7	<b>John "Hi" Simmons (13-12)</b>			5	Kansas State	0	3	Oklahoma	5	13	NW Missouri State	12	12	Bradley	1
<b>Big Eight Champions</b>			11	11	<b>John "Hi" Simmons (13-12)</b>			11	Kansas	1	3	Oklahoma	5	5	NW Missouri State	4	4	Bradley	3
<b>College World Series</b>			4	4	<b>John "Hi" Simmons (13-12)</b>			3	Kansas	6	6	Oklahoma	7	8	NW Missouri State	4	4	Bradley	4
10	Arkansas	6	18	18	<b>John "Hi" Simmons (13-12)</b>			6	Kansas	6	6	Oklahoma	7	8	NW Missouri State	4	4	Bradley	4
5	Arkansas	6	6	6	<b>John "Hi" Simmons (13-12)</b>			6	Kansas	6	6	Oklahoma	7	8	NW Missouri State	4	4	Bradley	4
7	Centenary	2	6	6	<b>John "Hi" Simmons (13-12)</b>			6	Kansas	6	6	Oklahoma	7	8	NW Missouri State	4	4	Bradley	4
11	Centenary	6	1	1	<b>John "Hi" Simmons (13-12)</b>			6	Kansas	6	6	Oklahoma	7	8	NW Missouri State	4	4	Bradley	4
4	Tulsa	5	10	10	<b>John "Hi" Simmons (13-12)</b>			6	Kansas	6	6	Oklahoma	7	8	NW Missouri State	4	4	Bradley	4
4	Tulsa	1	2	2	<b>John "Hi" Simmons (13-12)</b>			6	Kansas	6	6	Oklahoma	7	8	NW Missouri State	4	4	Bradley	4
0	Oklahoma State	1	2	2	<b>John "Hi" Simmons (13-12)</b>			6	Kansas	6	6	Oklahoma	7	8	NW Missouri State	4	4	Bradley	4
2	Oklahoma State	0	4	4	<b>John "Hi" Simmons (13-12)</b>			6	Kansas	6	6	Oklahoma	7	8	NW Missouri State	4	4	Bradley	4
2	Oklahoma State	1	3	3	<b>John "Hi" Simmons (13-12)</b>			6	Kansas	6	6	Oklahoma	7	8	NW Missouri State	4	4	Bradley	4
3	Iowa State	0	1	1	<b>John "Hi" Simmons (13-12)</b>			6	Kansas	6	6	Oklahoma	7	8	NW Missouri State	4	4	Bradley	4
9	Iowa State	3	0	0	<b>John "Hi" Simmons (13-12)</b>			6	Kansas	6	6	Oklahoma	7	8	NW Missouri State	4	4	Bradley	4
21	Colorado	7	3	3	<b>John "Hi" Simmons (13-12)</b>			6	Kansas	6	6	Oklahoma	7	8	NW Missouri State	4	4	Bradley	4
9	Colorado	1	0	0	<b>John "Hi" Simmons (13-12)</b>			6	Kansas	6	6	Oklahoma	7	8	NW Missouri State	4	4	Bradley	4
4	Colorado	0	7	7	<b>John "Hi" Simmons (13-12)</b>			6	Kansas	6	6	Oklahoma	7	8	NW Missouri State	4	4	Bradley	4
4	Kansas State	0	4	4	<b>John "Hi" Simmons (13-12)</b>			6	Kansas	6	6	Oklahoma	7	8	NW Missouri State	4	4	Bradley	4
8	Kansas State	2	0	0	<b>John "Hi" Simmons (13-12)</b>			6	Kansas	6	6	Oklahoma	7	8	NW Missouri State	4	4	Bradley	4
2	Oklahoma	3	1	1	<b>John "Hi" Simmons (13-12)</b>			6	Kansas	6	6	Oklahoma	7	8	NW Missouri State	4	4	Bradley	4
5	Oklahoma	2	5	5	<b>John "Hi" Simmons (13-12)</b>			6	Kansas	6	6	Oklahoma	7	8	NW Missouri State	4	4	Bradley	4
8	Oklahoma	1	6	6	<b>John "Hi" Simmons (13-12)</b>			6	Kansas	6	6	Oklahoma	7	8	NW Missouri State	4	4	Bradley	4
6	Nebraska	0	0	0	<b>John "Hi" Simmons (13-12)</b>			6	Kansas	6	6	Oklahoma	7	8	NW Missouri State	4	4	Bradley	4
8	Nebraska	0	0	0	<b>John "Hi" Simmons (13-12)</b>			6	Kansas	6	6	Oklahoma	7	8	NW Missouri State	4	4	Bradley	4
7	Nebraska	0	0	0	<b>John "Hi" Simmons (13-12)</b>			6	Kansas	6	6	Oklahoma	7	8	NW Missouri State	4	4	Bradley	4
2	Kansas	1	1	1	<b>John "Hi" Simmons (13-12)</b>			6	Kansas	6	6	Oklahoma	7	8	NW Missouri State	4	4	Bradley	4
2	Kansas	3	4	4	<b>John "Hi" Simmons (13-12)</b>			6	Kansas	6	6	Oklahoma	7	8	NW Missouri State	4	4	Bradley	4
4	Kansas	3	4	4	<b>John "Hi" Simmons (13-12)</b>			6	Kansas	6	6	Oklahoma	7	8	NW Missouri State	4	4	Bradley	4
16	District V Playoffs	0	8	8	<b>John "Hi" Simmons (13-12)</b>			6	Kansas	6	6	Oklahoma	7	8	NW Missouri State	4	4	Bradley	4
1	Saint Louis	0	6	6	<b>John "Hi" Simmons (13-12)</b>			6	Kansas	6	6	Oklahoma	7	8	NW Missouri State	4	4	Bradley	4
7	Saint Louis	2	2	2	<b>John "Hi" Simmons (13-12)</b>			6	Kansas	6	6	Oklahoma	7	8	NW Missouri State	4	4	Bradley	4
1	Saint Louis	1	5	5	<b>John "Hi" Simmons (13-12)</b>			6	Kansas	6	6	Oklahoma	7	8	NW Missouri State	4	4	Bradley	4
<b>College World Series</b>			3	3	<b>John "Hi" Simmons (13-12)</b>			6	Kansas	6	6	Oklahoma	7	8	NW Missouri State	4	4	Bradley	4
3	Holy Cross	0	1	1	<b>John "Hi" Simmons (13-12)</b>			6	Kansas	6	6	Oklahoma	7	8	NW Missouri State	4	4	Bradley	4
3	Texas	2	6	6	<b>John "Hi" Simmons (13-12)</b>			6	Kansas	6	6	Oklahoma	7	8	NW Missouri State	4	4	Bradley	4
4	Arizona	6	7	7	<b>John "Hi" Simmons (13-12)</b>			6	Kansas	6	6	Oklahoma	7	8	NW Missouri State	4	4	Bradley	4
3	Southern California	12	6	6	<b>John "Hi" Simmons (13-12)</b>			6	Kansas	6	6	Oklahoma	7	8	NW Missouri State	4	4	Bradley	4
<b>1964</b>			4	4	<b>John "Hi" Simmons (13-12)</b>			6	Kansas	6	6	Oklahoma	7	8	NW Missouri State	4	4	Bradley	4
<b>John "Hi" Simmons (26-5-1)</b>			4	4	<b>John "Hi" Simmons (13-12)</b>			6	Kansas	6	6	Oklahoma	7	8	NW Missouri State	4	4	Bradley	4
<b>Big Eight Champions</b>			2	2	<b>John "Hi" Simmons (13-12)</b>			6	Kansas	6	6	Oklahoma	7	8	NW Missouri State	4	4	Bradley	4
<b>College World Series</b>			1	1	<b>John "Hi" Simmons (13-12)</b>			6	Kansas	6	6	Oklahoma	7	8	NW Missouri State	4	4	Bradley	4
<b>National Runners-Up</b>			1	1	<b>John "Hi" Simmons (13-12)</b>			6	Kansas	6	6	Oklahoma	7	8	NW Missouri State	4	4	Bradley	4
4	Texas Christian	0	14	14	<b>John "Hi" Simmons (13-12)</b>			6	Kansas	6	6	Oklahoma	7	8	NW Missouri State	</			





1978 cont.

12	Iowa State	6
0	Western Illinois	8
5	Western Illinois	2
2	Kansas	2
0	Kansas	1
0	Kansas	2
5	Kansas	0
10	Missouri-St. Louis	1
10	Missouri-St. Louis	0
3	Oklahoma State	1
4	Oklahoma	3
2	Oklahoma State	3
3	Oklahoma State	5
1	NCAA Midwest Regional	4
2	Eastern Michigan	5
1	Texas A&M	4

1979

Gene McArtor (45-12)

0	Oral Roberts	5
7	Oral Roberts	12
9	Oral Roberts	3
8	Western Michigan	0
8	Michigan	4
1	Western Michigan	3
1	Florida Southern	10
7	Western Michigan	10
10	Florida Southern	3
17	Central Methodist	0
11	NW Missouri State	0
10	NW Missouri State	5
9	Missouri-Rolla	0
16	Missouri-Rolla	4
8	Westminster	0
3	Westminster	2
3	Iowa	4
5	Iowa	4
6	Iowa	2
0	SIU-Edwardsville	1
0	SIU-Edwardsville	4
14	Murray State	0
2	Brown	0
11	Murray State	1
14	Saint Louis	3
3	Missouri Baptist	1
8	Missouri Baptist	5
11	Central Missouri State	10
6	Oklahoma	4
3	Oklahoma	5
13	Oklahoma State	11
2	Oklahoma State	9
5	Colorado	0
9	Colorado	4
6	Kansas State	5
6	Kansas State	4
7	Western Illinois	2
3	Kansas	0
4	Kansas	12
4	Kansas	1
5	Kansas	5
10	Nebraska	5
13	Nebraska	0
6	Missouri-St. Louis	2
5	Missouri-St. Louis	4
10	Iowa State	7
7	Iowa State	2
6	Iowa State	5
6	Iowa State	4
2	Bradley	9
2	Bradley	10
5	Oklahoma State	4
7	Oklahoma	10
6	Nebraska	22

1980

Gene McArtor (45-15)

Big Eight Champions

NCAA Midwest Regional

9	Old Dominion	2
7	Western Michigan	0
3	Western Michigan	2
15	Western Michigan	2
1	Michigan	0
1	Florida Southern	5
4	Western Michigan	15
5	Florida Southern	0
6	Purdue	8
2	Purdue	0
3	Michigan	2
16	Missouri Southern	4
13	Missouri Southern	5
21	Central Missouri State	3
7	Central Missouri State	7
2	Hawaii	6
8	Cal Poly-Pomona	6
8	Los Angeles State	7
7	Los Angeles State	1
5	Cal Poly-Pomona	12
10	Hawaii	2
10	Bradley	2
5	Bradley	7
5	SIU-Edwardsville	0
5	SIU-Edwardsville	2
7	Oklahoma	4
11	Oklahoma	6
1	Oklahoma State	6
4	Oklahoma State	3

13	Missouri-Rolla	0
5	Colorado	2
5	Colorado	3
2	Kansas State	0
7	Kansas State	5
4	Missouri-St. Louis	3
4	Missouri-St. Louis	5
5	Kansas	0
9	Kansas	4
0	Kansas	3
10	Kansas	3
10	Missouri Western	4
10	Missouri Western	0
3	Nebraska	0
1	Nebraska	2
0	Nebraska	1
1	Nebraska	2
3	Saint Louis	1
8	Saint Louis	3
4	Iowa State	2
7	Iowa State	5
5	Iowa State	4
4	Iowa State	0
4	Oklahoma State	5
6	Oklahoma	1
14	Oklahoma State	2
9	Nebraska	0
5	Nebraska	3
5	NCAA Midwest Regional	4
6	Wichita State	0
2	Arkansas	10
1	UNLV	2
1	California	2

1981

Gene McArtor (43-18)

Big Eight Champions

NCAA South Regional

6	Western Michigan	4
7	Western Michigan	1
5	Arkansas	7
8	Evansville	5
8	Arkansas	6
0	Western Michigan	7
5	Eastern Michigan	3
4	Florida Southern	3
1	Eastern Michigan	3
1	Purdue	7
10	Florida Southern	9
4	Iowa	3
3	Iowa	5
5	Iowa	1
2	Iowa	1
10	Westminster	0
4	Westminster	0
6	NE Missouri State	0
5	NE Missouri State	0
15	Northwestern	2
0	Texas Pan-American	3
12	Seton Hall	8
1	Morningside	1
9	Michigan State	1
5	Kansas State	0
0	Kansas State	2
4	Kansas State	1
17	Kansas State	15
4	SIU-Edwardsville	11
18	SIU-Edwardsville	4
8	Oklahoma State	6
9	Oklahoma State	7
4	Oklahoma State	7
9	Oklahoma State	7
10	Central Missouri State	7
8	Central Missouri State	3
6	Iowa State	2
0	Iowa State	4
4	Iowa State	7
9	Iowa State	2
8	Missouri-St. Louis	3
2	Missouri-St. Louis	4
6	Kansas	0
1	Kansas	3
6	Kansas	0
15	Saint Louis	2
14	Saint Louis	2
5	Nebraska	2
5	Nebraska	9
13	Nebraska	0
0	Nebraska	4
3	Oklahoma	1
6	Oklahoma	4
6	Oklahoma	3
6	Oklahoma	4
4	Nebraska	9
15	Kansas	3
7	Nebraska	8
2	NCAA South Regional	4
3	Middle Tennessee	7
3	Florida	7

1982

Gene McArtor (39-17)

17	Missouri Western	7
11	Missouri Western	1
13	Missouri Western	3
5	Missouri Western	4
12	Lincoln	0
7	New Mexico	3
0	New Mexico	13
8	New Mexico	5

15	South Dakota State	3
13	Wyoming	2
20	Wisconsin-LaCrosse	10
0	Wyoming	11
4	Iowa	0
21	Wisconsin-LaCrosse	8
4	New Mexico	1
11	Iowa	3
14	Central Methodist	0
12	Central Methodist	2
4	Oklahoma	5
10	SIU-Edwardsville	3
5	SIU-Edwardsville	4
15	Nebraska	0
7	Nebraska	6
1	Nebraska	4
1	Nebraska	11
13	Saint Louis	3
0	Illinois	7
8	Illinois	13
10	Illinois	4
8	Illinois	2
4	Central Missouri State	3
4	Central Missouri State	6
11	Kansas	8
10	Kansas	6
6	Kansas	10
5	Kansas	2
1	Bradley	7
1	Bradley	4
19	Iowa State	2
2	Iowa State	1
4	Iowa State	2
4	Iowa State	0
6	NW Missouri State	4
8	Westminster	0
10	Westminster	0
4	Oklahoma State	6
4	Oklahoma State	7
2	Oklahoma State	3
4	Oklahoma State	5
3	Missouri-St. Louis	1
21	Kansas State	4
2	Kansas State	7
10	Kansas State	3
8	Kansas State	19
5	Nebraska	10

1983

Gene McArtor (25-16)

5	SIU-Edwardsville	8
10	Texas Pan-American	4
7	Central Michigan	2
4	Northern Iowa	6
9	Texas Pan-American	6
9	Central Michigan	8
5	Kansas	3
3	Central Michigan	1
3	Texas Pan-American	4
20	Westminster	0
24	Westminster	0
9	Missouri-Rolla	0
23	Saint Louis	2
4	NW Missouri State	0
6	NW Missouri State	3
10	Kansas	9
6	Kansas	6
10	Kansas	0
6	Iowa State	2
8	Iowa State	2
12	Missouri-St. Louis	2
3	Missouri-St. Louis	5
1	Oklahoma State	4
6	Oklahoma State	13
1	Oklahoma State	18
1	Missouri State	0
5	Central Missouri State	4
7	Central Missouri State	4
14	Kansas State	3
10	Kansas State	0
3	Illinois	16
6	Illinois	4
8	Oklahoma	8
7	Oklahoma	7
7	Oklahoma	6
4	Oklahoma	7
9	Nebraska	10
11	Iowa State	4
5	Oklahoma State	6

1984

Gene McArtor (27-20)

4	Jackson State	3
7	Eastern Michigan	3
7	Arkansas	0
2	Western Michigan	5
6	Western Michigan	1
5	Florida	14
3	Florida Southern	1
10	Eastern Michigan	5
6	Eastern Michigan	8
7	Washington (Mo.)	0
2	Murray State	7
4	Murray State	7
8	Kentucky	11
4	Murray State	8
24	NE Missouri State	11

0	Nebraska	8
1	Nebraska	5
2	Nebraska	7
0	Missouri Western	3
7	Missouri Western	3
6	Illinois	6
7	Illinois	12
3	Illinois	3
8	Illinois	8
2	NW Missouri State	2
9	Central Missouri State	2
8	Iowa State	5
11	Iowa State	9
6	Iowa State	4
6	Iowa State	1
7	Missouri-St. Louis	4
7	Missouri-St. Louis	2
6	Missouri State	0
8	Missouri State	8
4	Kansas State	1
16	Kansas State	16
6	Kansas State	1
11	SIU-Edwardsville	3
17	SIU-Edwardsville	17
9	Oklahoma	9
1	Oklahoma	1
14	Oklahoma	7
6	Oklahoma	6
10	Oklahoma State	10
17	Oklahoma	17

1985

Gene McArtor (36-27)

8	Evangel	0
18	Evangel	8
8	William Jewell	3
7	William Jewell	3
5	NE Missouri State	4
11	NE Missouri State	5
16	NE Missouri State	1
21	NE Missouri State	10
8	NE Missouri State	0
11	NE Missouri State	1
7	Missouri-St. Louis	4
16	Missouri-St. Louis	15
11	New Mexico	5
5	Utah	4
3	Utah	4
2	New Mexico Highlands	0
3	Wyoming	5
9	Utah	15
14	Wyoming	0
0	Utah	0
11	Wyoming	9
9	Iowa	8
3	New Mexico	4
11	UC Riverside	11
10	Oregon State	11
19	Air Force	12
7	UCLA	10
14	Arizona State	14
9	San Diego State	9
13	Harvard	13
11	Central Missouri State	3
20	Central Missouri State	3
9	Kansas	4
6	Kansas	7
6	Kansas	7
13	Kansas	2
5	Iowa State	6
5	Iowa State	11
14	Iowa State	6
5	Iowa State	4
14	Saint Louis	7
8	Saint Louis	0
16	Oklahoma State	10
4	Oklahoma State	17
4	Oklahoma State	6
3	Oklahoma State	20
5	Missouri-Rolla	4
11	Missouri Western	1
7	Missouri Western	2
4	Kansas State	5
4	Kansas State	1
5	Kansas State	4
6	Kansas State	12
7	Oklahoma	7
17	Oklahoma	17
19	Oklahoma	19
13	Illinois	1
0	Illinois	4
7	Nebraska	10
8	Nebraska	12
0	Nebraska	6
4	Nebraska	12

1986

Gene McArtor (33-27)

10	NE Missouri State	0
12	NE Missouri State	0
17	Evangel	5
14	Evangel	1
16	Missouri-St. Louis	10
18	Missouri-St. Louis	7
5	William Jewell	2
1	William Jewell	4
1	Mississippi	2
1	Louisiana State	5

2	Tulane	3
3	Tulane	6
7	Tulane	17
9	Nicholls State	12
7	Southern Mississippi	3
12	Murray State	9
5	Saint Louis	2
11	Murray State	4
6	Central Missouri State	9
14	Evansville	7
11	SIU-Edwardsville	9
13	SIU-Edwardsville	16
27	Washington (Mo.)	3
3	Illinois	3
8	Kansas	5
5	Kansas	10
5	Kansas	3
4	Kansas	7
7	Missouri Western	10
8	Missouri Western	5
9	Iowa State	8
6	SE Missouri State	5
1	SE Missouri State	16
3	Oklahoma State	17
0	Oklahoma State	4
11	Oklahoma State	4
12	Oklahoma State	12
14	Missouri-Rolla	0
10	Missouri State	12
15	Missouri State	6
9	Kansas State	2
13	Kansas State	5
15	Kansas State	6
17	Kansas State	4
7	Oklahoma	11
3	Oklahoma	8
8	Oklahoma	16
7	Oklahoma	18
21	SIU-Edwardsville	2
5	SIU-Edwardsville	1
4	Nebraska	3
7	Nebraska	4
9	Nebraska	18
4	Nebraska	7
8	Oklahoma	14
10	Nebraska	8
3	Oklahoma State	6

1987

Gene McArtor (36-26)

22	William Jewell	2
11	William Jewell	1
8	Iowa	7
28	Iowa	10
2	Iowa	1
11	Iowa	0
12	Evangel	5
5	Murray State	8
12	Murray State	3
3	Murray State	4
16	New Orleans	8
4	New Orleans	13
6	Tulane	3
6	Tulane	8
5	Tulane	6
5	Louisiana State	8
2	Tulane	6
5	Mississippi	3
1	Mississippi	11
6	Mississippi	5
18	Central Missouri State	6
16	SE Missouri State	4
17	Kansas	2
18	Kansas	1
5	Kansas	1
5	Kansas	4
13	NW Missouri State	0
4	SIU-Cardinale	3
2	Iowa State	3
18	Iowa State	2
5	Iowa State	4
2	Iowa State	1
6	Missouri Western	0
20	Missouri Western	4
0	Oklahoma State	13
0	Oklahoma State	9
5	Oklahoma State	11
6	Oklahoma State	4
11	Kansas State	5
14	Kansas State	8
4	Kansas State	6
4	Kansas State	2
7	Missouri State	10
5	Missouri State	4
3	Oklahoma	5
3	Oklahoma	2
2	Oklahoma	11
8	Oklahoma	12
8	Missouri-Rolla	2
23	Missouri-St. Louis	2
1	Missouri-St. Louis	5
6	Nebraska	18
6	Nebraska	6
2	Nebraska	1
9	Nebraska	5
1	Illinois	3
9	Illinois	10
12	SIU-Edwardsville	11
6	Arkansas	5
2	Oklahoma State	5



<b>1989 cont.</b>		
16	Lincoln	0
11	Central Methodist	0
10	Central Methodist	3
3	Oklahoma	7
3	Oklahoma	17
2	Oklahoma	3
12	Oklahoma	5
7	SIU-Edwardsville	0
4	SIU-Edwardsville	5
5	Nebraska	2
3	Nebraska	5
7	Nebraska	4
12	Nebraska	4
2	Northern Iowa	1
4	Northern Iowa	2
11	Northern Iowa	1
6	Kansas	7
8	Kansas	6
3	Kansas	1
5	Kansas	1
10	Oklahoma	8
5	Oklahoma State	7
8	Oklahoma	6
3	Oklahoma State	2
7	Oklahoma State	18

<b>1990</b>		
<b>Gene McArthur (28-27)</b>		
11	Iowa	1
4	Iowa	3
3	Iowa	7
19	Central Missouri State	5
14	Northern Iowa	5
8	Northern Iowa	11
7	Eastern Illinois	6
8	Eastern Illinois	3
20	Eastern Illinois	6
16	Westminster	5
6	Texas A&M	5
2	Texas A&M	9
6	Texas A&M	9
3	Houston	7
2	Rice	5
16	Houston	1
3	Rice	4
3	Lamar	1
3	Lamar	2
2	Lamar	7
1	Iowa State	6
1	Iowa State	0
16	Iowa State	5
3	Iowa State	4
20	NW Missouri State	2
4	Oklahoma State	12
7	Oklahoma State	10
3	Oklahoma State	8
4	Oklahoma State	6
3	Missouri State	7
1	Kansas State	4
9	Kansas State	7
4	Kansas State	5
1	Kansas State	2
10	NE Missouri State	0
6	Missouri Western	2
5	Missouri Western	2
5	Oklahoma	6
5	Oklahoma	3
6	Oklahoma	6
3	Indiana State	5
10	Central Methodist	1
11	Nebraska	4
5	Nebraska	2
8	Nebraska	14
5	SIU-Edwardsville	9
6	SIU-Edwardsville	5
9	Missouri-St. Louis	3
10	Missouri-St. Louis	6
8	Kansas	2
4	Kansas	3
1	Kansas	6
1	Kansas	0

<b>1991</b>		
<b>Gene McArthur (41-20)</b>		
<b>NCAA East Regional</b>		
27	Northern Iowa	1
2	Iowa	4
5	Iowa	0
13	Iowa	2
9	Indiana State	6
11	Minnesota	13
7	Minnesota	2
4	Minnesota	1
6	Missouri State	5
4	Bradley	2
2	Morehead State	1
13	Illinois-Chicago	3
4	Central Florida	3
2	Princeton	11
9	Princeton	8
4	Central Florida	3
8	Saint Louis	5
7	Iowa State	0
9	Iowa State	4
0	Iowa State	2
6	Iowa State	3
5	Missouri-St. Louis	0

11	Missouri-St. Louis	3
2	Kansas State	4
17	Kansas State	8
9	Kansas State	8
5	Kansas State	8
10	Central Missouri State	3
12	Missouri Western	6
11	Missouri Western	1
1	Oklahoma	3
6	Oklahoma	4
5	Oklahoma	1
11	Oklahoma	7
9	NW Missouri State	7
11	Arkansas	3
6	NE Missouri State	3
2	Nebraska	3
3	Nebraska	4
4	Nebraska	3
2	Nebraska	0
13	Central Methodist	1
5	Saint Louis	2
7	Western Illinois	9
4	SIU-Carbondale	3
8	SIU-Carbondale	5
4	Kansas	2
4	Kansas	7
2	Kansas	1
3	Kansas	6
6	Oklahoma State	8
6	Oklahoma State	9
3	Oklahoma State	19
0	Oklahoma State	18
3	Oklahoma	9
9	Iowa State	5
0	Oklahoma	5
<b>NCAA East Regional</b>		
5	Jacksonville	4
1	North Carolina State	3
8	Furman	4
5	North Carolina State	8

<b>1992</b>		
<b>Gene McArthur (34-22)</b>		
6	Central Missouri State	2
2	Florida	10
1	Florida	8
3	Florida	4
3	Florida	4
18	Lincoln	4
7	Western Illinois	1
7	Western Illinois	2
17	Western Illinois	7
6	Missouri State	7
13	SW Baptist	7
6	Minnesota	7
12	Minnesota	6
6	Minnesota	8
2	Oklahoma State	6
2	Oklahoma State	6
10	Oklahoma State	12
2	Oklahoma State	4
4	Quincy College	2
15	NE Missouri State	6
6	Iowa State	0
3	Iowa State	7
12	Iowa State	9
2	Iowa State	5
2	Missouri Western	1
14	Missouri Western	4
11	Kansas State	4
6	Kansas State	2
3	Kansas State	2
10	Kansas State	4
5	Saint Louis	2
4	Oklahoma	8
7	Oklahoma	11
6	Oklahoma	4
5	Oklahoma	4
10	Westminster	9
12	Indiana State	7
15	Nebraska	7
1	Nebraska	4
6	Nebraska	18
6	Nebraska	1
13	SIU-Edwardsville	7
6	Saint Louis	5
5	Southern Mississippi	10
3	Southern Mississippi	7
14	Southern Mississippi	4
7	Missouri-St. Louis	2
4	Kansas	0
14	Kansas	7
12	Kansas	4
7	Kansas	18
10	SIU-Edwardsville	2
17	SE Missouri State	0
16	SE Missouri State	0
7	SE Missouri State	6
6	Oklahoma State	8
8	Iowa State	10

<b>1993</b>		
<b>Gene McArthur (30-19)</b>		
5	Michigan	4
6	South Alabama	4
1	Michigan	0
22	NE Missouri State	3
2	Western Illinois	3
16	Western Illinois	0
10	Western Illinois	5
13	Lindenwood	2
3	SW Missouri State	2

9	Southern Mississippi	2
5	Southern Mississippi	6
11	Southern Mississippi	14
7	Central Missouri State	5
4	Oklahoma	5
5	Oklahoma	11
3	Indiana State	2
10	St. Olaf	4
4	Kansas State	0
3	Kansas State	5
6	Kansas State	5
12	Saint Louis	7
9	Oklahoma	6
1	Oklahoma	7
12	Kansas	5
0	Kansas	5
12	Arkansas State	1
4	Arkansas State	1
3	Nebraska	9
7	Nebraska	6
4	Nebraska	7
16	Kansas State	8
12	Kansas State	8
6	Kansas	11
10	Kansas	11
7	Kansas	6
6	Nebraska	10
9	Nebraska	7
4	Saint Louis	7
13	Iowa State	4
6	Western Illinois	2
10	Oklahoma State	4
8	Creighton	1
2	Iowa State	7
9	Iowa State	1
11	Iowa State	5
3	Nebraska	7
4	Oklahoma State	8

<b>1994</b>		
<b>Gene McArthur (32-26)</b>		
20	NE Missouri State	2
5	Central Missouri State	11
11	New Orleans	4
5	SE Louisiana	4
1	SE Louisiana	9
2	SE Louisiana	5
16	Lincoln	3
15	Missouri Western	2
9	Arkansas State	7
13	Arkansas State	7
7	Arkansas State	6
5	Iowa	3
4	Iowa	3
10	Iowa	0
12	Missouri-St. Louis	5
2	Oral Roberts	5
5	Oral Roberts	3
8	Oklahoma State	10
0	Oklahoma State	15
11	Oral Roberts	10
21	Oral Roberts	3
13	Indiana State	14
3	Nebraska	1
5	Nebraska	2
2	Nebraska	1
8	Saint Louis	0
10	SIU-Carbondale	8
2	Kansas	4
11	Kansas	11
8	Kansas State	2
2	Kansas State	2
8	Kansas State	2
7	Oklahoma	13
5	Oklahoma	5
17	SIU-Edwardsville	4
11	Rockhurst	3
14	Westminster	4
12	Kansas State	5
1	Kansas State	11
12	Kansas State	11
6	Oklahoma State	16
13	Oklahoma State	11
10	Oklahoma State	18
5	Creighton	11
4	Nebraska	5
3	Iowa State	4
1	Iowa State	6
5	Iowa State	6
10	Saint Louis	5
7	Iowa State	8
13	Creighton	13
6	Oklahoma	7
1	Oklahoma	4
6	Oklahoma	7
2	Oklahoma	15

<b>1995</b>		
<b>Tim Jamieson (19-34)</b>		
4	SE Missouri State	5
15	Central Missouri State	24
12	Lincoln	9
7	Iowa	2
0	Iowa	6
4	Iowa	5
1	SIU-Edwardsville	14

3	Missouri Baptist	14
3	Rockhurst	1
10	Rockhurst	2
2	Nevada-Las Vegas	4
5	Fresno State	6
3	Portland	3
18	Nevada	18
3	Gonzaga	3
8	Portland	8
11	SE Missouri State	1
8	Oklahoma	8
15	Oklahoma	15
16	Oklahoma State	16
10	Oklahoma State	10
12	Oklahoma State	12
6	Indiana State	6
9	Nebraska	9
1	Nebraska	1
12	Nebraska	12
8	Nebraska	8
17	Nebraska	17
2	Missouri Western	2
11	Oklahoma State	11
2	Oral Roberts	2
23	Oral Roberts	23
12	Oral Roberts	12
8	Kansas State	8
9	Kansas State	9
11	Oklahoma	11
13	Oklahoma	13
5	Oklahoma	5
15	Westminster	1
7	Missouri State	7
9	Kansas	9
2	Kansas	2
5	Saint Louis	5
2	Saint Louis	0
12	Kansas State	12
6	Kansas State	6
1	Kansas State	1
13	Kansas	13
2	Iowa State	2
10	Iowa State	10
6	Iowa State	6
12	Iowa State	12

<b>1996</b>		
<b>Tim Jamieson (39-19)</b>		
<b>Big 8 Champions</b>		
<b>NCAA Midwest Regional</b>		
11	Missouri Baptist	3
0	Lincoln	0
5	South Alabama	5
5	Auburn	4
4	South Alabama	12
14	Westminster	4
2	Arkansas State	0
16	Arkansas State	6
7	Arkansas State	3
8	SW Missouri State	8
9	Tulane	9
0	Tulane	0
9	Central Missouri State	9
7	Rockhurst	7
4	Missouri Valley	4
16	Oklahoma State	25
10	Oklahoma State	12
5	SE Missouri State	5
6	William Penn	5
8	Nebraska	6
5	Nebraska	4
10	Nebraska	8
5	Kansas	2
4	Kansas	4
13	Kansas	4
16	Kansas	4
9	Kansas	11
7	SE Missouri State	2
17	Saint Louis	5
12	Kansas State	5
9	Kansas State	9
2	Kansas State	2
5	Kansas State	5
6	Saint Louis	7
18	SIU-Carbondale	18
4	Oral Roberts	4
8	Oral Roberts	8
7	Kansas State	7
13	Kansas State	13
23	Oklahoma State	23
9	Oklahoma State	9
6	Oklahoma State	6
2	Nebraska	2
10	Nebraska	10
0	Iowa State	0
2	Oklahoma	2
3	Iowa State	3
7	Iowa State	7
4	Oklahoma	4
8	Oklahoma	8
16	Kansas	16
11	Kansas	11
13	Oklahoma	13
10	Oklahoma	10
7	Rice	17
9	Wichita State	9

1997		
Tim Jamieson (31-27)		
9	Oral Roberts	2
1	Oral Roberts	6
8	Oral Roberts	7
8	San Diego	12
4	San Diego State	5
2	Utah	10
10	Loyola Marymount	11
7	San Diego	1
18	Lincoln	4
11	Kansas State	8
15	Kansas State	14
9	Kansas State	7
2	Missouri State	4
3	Bradley	17
5	Texas A&M	6
4	Texas A&M	1
6	Texas A&M	4
5	Kansas	6
8	Kansas	13
12	Nebraska	12
13	Nebraska	7
6	Nebraska	10
23	Saint Louis	6
12	Oklahoma State	15
6	Oklahoma State	10
2	Oklahoma State	9
11	Iowa	4
24	Iowa	5
29	Rockhurst	13
15	Rockhurst	2
3	Arkansas	4
17	Saint Louis	9
6	Texas Tech	16
5	Texas Tech	18
0	Texas Tech	4
11	Central Missouri State	7
3	Baylor	2
5	Baylor	6
6	Baylor	9
6	Arkansas	8
14	Kansas	5
12	Kansas	11
1	Kansas	5
4	Oklahoma	7
10	Oklahoma	3
4	Texas	4
5	Texas	6
13	Texas	7
4	SE Missouri State	2
8	Iowa State	4
8	Iowa State	5
12	Iowa State	10
11	SE Missouri State	10
10	Arkansas State	7
16	Arkansas State	5
2	Texas Tech	12
9	Baylor	8
7	Oklahoma	16



**2000 cont.**

5	Saint Louis	3
6	Missouri State	4
6	Kansas State	2
6	Kansas State	6
3	Kansas State	9
7	Oklahoma	11
4	Oklahoma	11
6	SE Missouri State	9
13	Texas A&M	11
6	Texas A&M	2
12	Nebraska	5
6	Oklahoma	12
3	Nebraska	4
\$-	Wood bat game	

**2001**

**Tim Jamieson (31-24-1)**

0	San Jose State	0
10	Loyola Marymount	7
1	Pepperdine	4
1	Nevada-Las Vegas	3
7	New Mexico	3
9	Utah	12
4	Oklahoma State	6
2	Oklahoma State	7
4	Oklahoma State	(10) 5
2	Baylor	3
2	Baylor	(10) 4
9	Wichita State	19
4	Kansas	7
8	Kansas	2
1	Kansas	0
9	Missouri Valley	2
12	Truman State	2
13	Pepperdine	5
9	Pepperdine	4
1	Pepperdine	2
12	Western Illinois	0
4	Western Illinois	2
4	Nebraska	14
6	Nebraska	2
3	Nebraska	2
10	Arkansas State	(10) 0
9	Texas Tech	4
14	Texas Tech	9
7	SE Missouri State	2
0	Oklahoma	6
6	Oklahoma	13
2	Texas	9
8	Texas	6
0	SE Missouri State	13
11	Creighton	7
7	Iowa State	12
1	Iowa State	3
4	Saint Louis	(10) 6
3	Saint Louis	15
5	Kansas State	7
12	Missouri State	(11) 11
5	Eastern Kentucky	2
12	Eastern Kentucky	6
3	Missouri State	5
4	Texas A&M	6
8	Texas A&M	10

**2002**

**Tim Jamieson (24-29)**

6	Washington	10
11	Portland	(11) 4
10	Washington	9
6	Notre Dame	(10) 7
4	Southern Illinois	8
10	New Orleans	11
14	Missouri Baptist	4
20	Lindenwood (Mo.)	7
14	William Woods (Mo.)	4
9	Oklahoma	(12) 10
8	Oklahoma	9
10	Arkansas State	16
10	Arkansas State	15
3	Texas	7
2	Texas	7
7	Arkansas	11
7	Baylor	5
8	Baylor	6
5	Harris-Stowe (Mo.)	11
4	Texas Tech	7
6	Texas Tech	13
7	Texas Tech	1
11	SE Missouri State	8
5	Washington	9
11	Washington	(12) 3
14	Washington	10
9	Missouri State	6
3	Nebraska	2
16	Nebraska	5
10	Missouri State	20
11	Saint Louis	4
16	Kansas	10
14	Kansas	4
11	Saint Louis	0
11	Texas A&M	10
5	Texas A&M	16

13	Texas A&M	2
5	Western Illinois	7
12	Western Illinois	4
5	Oklahoma State	8
11	Oklahoma State	12
1	SE Missouri State	5
2	Kansas State	5
1	Kansas State	10
5	Northern Iowa	8
6	Northern Iowa	3
6	Northern Iowa	10

**2003**

**Tim Jamieson (36-22)**

**NCAA Regional**

12	UNC-Wilmington	1
6	UNC-Wilmington	5
3	UNC-Wilmington	3
2	Northwestern	5
2	Cal Poly	4
4	Northwestern St.	8
13	La.-Monroe	10
11	Northern Iowa	4
9	Youngstown State	0
10	Youngstown State	2
30	Truman State	0
9	Lincoln (MO)	1
9	Creighton	0
6	Creighton	6
6	Creighton at SEMO	8
19	Maryville	(7) 1
1	Texas	4
7	Texas	16
3	Texas	6
16	Illinois State	11
11	Kansas	7
14	Kansas	8
4	Kansas	4
4	Illinois State	3
14	Kansas State	2
8	Kansas State	3
5	Kansas State	4
12	Saint Louis	6
8	Texas Tech	6
13	Texas Tech	3
16	Western Illinois	3
4	Nebraska	3
9	Nebraska	(10) 11
6	SMS	12
4	Baylor	10
23	Baylor	18
12	Baylor	8
1	SMS	2
7	Texas A&M	6
8	Texas A&M	6
6	Texas A&M	8
11	Saint Louis	0
11	SEMO	10
14	Oklahoma State	11
15	Oklahoma State	(7) 17
6	Rockhurst	6
6	Oklahoma	1
7	Oklahoma	6
0	Oklahoma	7
0	Baylor	(7) 11
8	Kansas	(11) 3
8	Baylor	9
3	NCAA Regional	
13	North Carolina	(11) 4
5	Middle Tennessee	7
5	Mississippi State	10

**2004**

**Tim Jamieson (38-23-1)**

**NCAA Regional**

8	Nevada	7
0	Portland	13
2	Portland	1
12	Coastal Carolina	(10) 10
4	Rider	2
21	Coastal Carolina	4
3	Albany	5
2	Youngstown State	3
4	Youngstown State	0
8	Youngstown State	1
2	Western Illinois	1
16	Washington	2
6	Washington	11
6	Washington	(10) 6
5	Wake Forest	(12) 4
7	Indiana State	6
3	Memphis	2
7	Tenn.-Martin	3
2	Illinois State	(11) 5
19	Chicago State	2
8	Chicago State	1
21	Chicago State	1
6	SE Missouri State	3
3	Kansas State	5
12	Kansas State	(11) 6
12	Kansas State	(7) 0
1	Baylor	15
6	Baylor	9
1	St. Louis	3
2	Oklahoma	3
5	Oklahoma	8
3	Oklahoma	4
5	Missouri State	(10) 4
3	Nebraska	2
16	Nebraska	11
10	Nebraska	11
4	Missouri State	5
0	Texas A&M	1
1	Texas A&M	7

3	St. Louis	0
4	Texas	1
8	Texas	0
0	Texas	16
5	Texas Tech	7
5	Texas Tech	3
3	Kansas	11
6	Kansas	1
12	SE MO St.	(13) 11
9	Oklahoma State	5
7	Oklahoma State	9
9	Oklahoma State	5
12	Baylor	(7) 1
10	Baylor	7
9	Oklahoma State	(13) 10
10	NCAA Regional	
3	Wichita State	3
7	LeMoyne	10
10	Arkansas	10

**2005**

**Tim Jamieson (45-23)**

**NCAA Regional**

8	Portland	3
12	Winthrop	7
4	Gardner-Webb	9
11	Winthrop	3
2	Akron	2
5	Navy	2
1	Indiana St.	1
6	Memphis	7
6	Murray St.	6
7	E. Michigan	1
6	E. Michigan	2
4	E. Michigan	4
15	Illinois State	2
17	Youngstown State	0
12	Youngstown State	2
21	North Dakota State	0
1	North Dakota State	1
3	North Dakota State	3
6	Kansas State	1
6	Kansas State	2
12	Saint Louis	12
5	Texas Tech	2
2	Texas Tech	2
5	SE Missouri State	(10) 8
2	Texas A&M	3
7	Texas A&M	3
8	Texas A&M	3
2	SE Missouri State	2
15	Oklahoma State	(15) 6
6	Oklahoma State	6
13	Saint Louis	4
1	Oklahoma	(10) 2
6	Oklahoma	6
1	SMS	2
4	Texas	4
7	Texas	2
6	SMS	10
2	Nebraska	1
0	Nebraska	7
6	Nebraska	(11) 6
8	Kansas	0
3	Kansas	1
6	Southern Illinois	2
5	Illinois	2
7	Baylor	7
3	Baylor	3
10	Oklahoma	4
4	Texas Tech	12
5	Nebraska	6
17	Nebraska	17
1	NCAA Regional	
5	Arizona	5
13	Harvard	6
6	Cal State-Fullerton	6

6	Kansas	9
11	Nebraska	6
2	Nebraska	(13) 5
7	SE Missouri State	9
6	Oklahoma	6
6	Oklahoma	8
4	St. Louis	0
9	Oklahoma State	2
2	Oklahoma State	4
11	SE Missouri State	3
14	Baylor	0
5	Baylor	5
2	Missouri State	1
12	Miss. Valley State	1
19	Miss. Valley State	2
19	Miss. Valley State	1
1	Texas Tech	13
2	Texas Tech	5
14	Illinois	2
6	Texas	4
8	Texas	5
7	Oklahoma State	5
11	Oklahoma	(7) 0
2	NCAA Regional	
3	UC-Irvine (14)	3
2	UCLA	2
1	Pepperdine	1
3	Pepperdine	3
1	NCAA Super Regional	
7	Cal State-Fullerton	7
9	Cal State-Fullerton	9

**2006**

**Tim Jamieson (35-28)**

**NCAA Super Regional**

2	E. Tennessee State	3
2	Charleston So.	4
5	Kennesaw State	3
3	Washington State	9
11	Louisiana-Monroe	1
6	Louisiana-Monroe	0
14	Florida	5
3	Wake Forest	4
2	Ohio State	5
18	Illinois State	5
4	Wisconsin-Milwaukee	3
9	Wisconsin-Milwaukee	7
16	St. Louis	0
7	Purdue	0
22	Purdue	2
6	Purdue	8
3	Texas A&M	1
6	Texas A&M	(12) 5
3	Kansas State	0
9	Kansas State	5
6	Kansas State	5
3	SE Missouri State	3
3	Kansas	0
2	Kansas	3

6	Kansas	9
11	Nebraska	6
2	Nebraska	(13) 5
7	SE Missouri State	9
6	Oklahoma	6
6	Oklahoma	8
4	St. Louis	0
9	Oklahoma State	2
2	Oklahoma State	4
11	SE Missouri State	3
14	Baylor	0
5	Baylor	5
2	Missouri State	1
12	Miss. Valley State	1
19	Miss. Valley State	2
19	Miss. Valley State	1
1	Texas Tech	13
2	Texas Tech	5
14	Illinois	2
6	Texas	4
8	Texas	5
7	Oklahoma State	5
11	Oklahoma	(7) 0
2	NCAA Regional	
3	UC-Irvine (14)	3
2	UCLA	2
1	Pepperdine	1
3	Pepperdine	3
1	NCAA Super Regional	
7	Cal State-Fullerton	7
9	Cal State-Fullerton	9

**2007**

**Tim Jamieson (42-18)**

**NCAA Regional**

12	Florida Inter.	6
15	Florida Inter.	7
1	Florida Inter.	2
3	Arizona State	2
3	Arizona State	2
10	Gonzaga	9
2	Oregon State	9
10	BYU	(10) 4
8	Akron	(13) 8
5	Navy	0
5	Memphis	5
10	Youngstown St.	5
11	Youngstown St.	0
11	Youngstown St.	0
5	Louisiana-Monroe	4
2	Louisiana-Monroe	2
14	Texas State	4
7	Dallas Baptist	7
19	Saint Louis	1
8	Western Illinois	3
4	Cleveland State	3
2	Cleveland State	5
4	Cleveland State	4
11	Nebraska	(11) 1
16	Nebraska	16
4	Creighton	4
7	Kansas	7
7	Kansas	7
9	Kansas	9
12	Kansas State	12
0	Kansas State	0
4	Kansas State	(12) 6
3	Texas A&M	3
5	Texas A&M	5
2	Texas A&M	5
1	Missouri State	1
4	Baylor	4
11	Baylor	11
4	Baylor	8
8	Texas Tech	4
7	Texas Tech	3
5	Texas Tech	20
6	Texas	(11) 6
5	Texas	5
7	Texas	0
8	Indiana State	1
12	Indiana State	2
4	Kansas State	6
6	Kansas State	6
11	Kansas State	11
7	Texas Tech	7
9	Texas Tech	5
15	Texas Tech	2
7	Eastern Illinois	4
8	Nebraska	3
6	Nebraska	3
10	Missouri State	10
9	Kansas	9
7	Kansas	7
12	CS-Bakersfield	5
8	CS-Bakersfield	5
5	Texas Tech	4
2	Texas Tech	4
12	Texas	12
10	NCAA Regional	
11	Western Kentucky	11
9	Monmouth	0
6	W. Kentucky	11

**2008**

**Tim Jamieson (39-16)**

**NCAA Regional**

1	UConn	9
5	Stetson	5
7	Central Florida	(7) 10
5	Cal	5
5	San Diego State	5
3	San Diego	3
5	Indiana State	1
8	Indiana State	8
2	Indiana State	2
6	Toledo	0
10	Toledo	0

6	Kansas
1	Nebraska
3	Nebraska
6	Nebraska
7	SE Missouri State
5	Oklahoma
1	Oklahoma
1	Oklahoma
4	Oklahoma
4	St. Louis
9	Oklahoma State
0	Oklahoma State
1	Oklahoma State
5	Oklahoma State
9	SE Missouri State
14	Baylor
3	Baylor
5	Baylor
7	Missouri State
0	Miss. Valley State
12	Miss. Valley State
19	Miss. Valley State
3	Miss. Valley State
3	Texas Tech
0	Texas Tech
4	Texas Tech
14	Illinois
6	Texas
8	Texas
7	Texas
9	Oklahoma State
3	Oklahoma State
9	Oklahoma State
11	NCAA Regionals
2	Pepperdine
2	Pepperdine
5	UC-Irvine (14)
1	UCLA
1	Pepperdine
7	Pepperdine
6	NCAA Super Regionals
2	Cal State-Fullerton
7	Cal State-Fullerton
4	
4	
0	
0	
0	
0	
0	
0	
0	
0	
0	
0	
0	
0	
0	
0	
0	
0	
0	
0	
0	
0	
0	
0	
0	
0	
0	
0	
0	
0	
0	
0	
0	
0	
0	
0	
0	
0	
0	
0	
0	
0	
0	
0	
0	
0	
0	
0	
0	
0	
0	
0	
0	
0	
0	
0	
0	
0	
0	
0	
0	
0	
0	
0	
0	
0	
0	
0	
0	
0	
0	
0	
0	
0	
0	
0	
0	
0	
0	
0	
0	
0	
0	
0	
0	
0	
0	
0	
0	
0	
0	
0	
0	
0	
0	
0	
0	
0	
0	
0	
0	
0	
0	
0	
0	
0	
0	
0	
0	
0	
0	
0	
0	
0	
0	
0	
0	
0	
0	
0	
0	
0	
0	
0	
0	
0	
0	
0	
0	
0	
0	
0	
0	
0	
0	
0	
0	
0	
0	
0	
0	
0	
0	
0	
0	
0	
0	
0	
0	
0	
0	
0	
0	
0	
0	
0	
0	
0	
0	
0	
0	
0	
0	
0	
0	
0	
0	
0	
0	
0	
0	
0	
0	
0	
0	
0	
0	
0	
0	
0	
0	
0	
0	
0	
0	
0	
0	
0	
0	
0	
0	
0	
0	
0	
0	
0	
0	
0	
0	
0	
0	
0	
0	
0	
0	
0	
0	
0	
0	
0	
0	
0	
0	
0	
0	
0	
0	
0	
0	
0	
0	
0	
0	
0	
0	
0	
0	
0	
0	
0	
0	
0	
0	
0	
0	
0	
0	
0	
0	
0	
0	
0	
0	
0	
0	
0	
0	
0	
0	
0	
0	
0	
0	
0	
0	
0	
0	
0	
0	
0	
0	
0	
0	
0	
0	
0	
0	
0	
0	
0	
0	
0	
0	
0	
0	
0	
0	
0	
0	
0	
0	
0	
0	
0	
0	
0	
0	
0	
0	
0	
0	
0	
0	
0	
0	
0	
0	
0	
0	
0	
0	
0	
0	
0	
0	
0	
0	
0	
0	
0	
0	
0	
0	
0	
0	
0	
0	
0	
0	
0	
0	
0	
0	
0	
0	
0	
0	
0	
0	
0	
0	
0	
0	
0	
0	
0	
0	
0	
0	
0	
0	
0	
0	
0	
0	
0	
0	
0	
0	
0	
0	
0	
0	
0	
0	
0	
0	
0	
0	
0	
0	
0	
0	
0	
0	
0	
0	
0	
0	
0	
0	
0	
0	
0	
0	
0	
0	
0	
0	
0	
0	
0	
0	
0	
0	
0	
0	
0	
0	
0	
0	
0	
0	
0	
0	
0	
0	
0	
0	
0	
0	
0	
0	
0	
0	
0	
0	
0	
0	
0	
0	
0	
0	
0	
0	
0	
0	
0	
0	
0	
0	
0	
0	
0	
0	
0	
0	
0	
0	
0	
0	
0	
0	
0	
0	
0	
0	
0	
0	
0	
0	
0	
0	
0	
0	
0	
0	
0	
0	





2012			2014			2016			2018		
Tim Jamieson (33-28)			Tim Jamieson (20-33)			Tim Jamieson (26-30)			Steve Bieser (34-22)		
2	Auburn	5	4	Southern Miss	2	7	Seton Hall	0	3	Florida International	1
4	Auburn	3	2	McNeese State	3	4	Seton Hall	4	22	Florida International	1
6	Auburn	4	6	Chicago State	3	4	Seton Hall	8	5	Florida International	11
1	San Francisco	3	15	Radford	3	1	Seton Hall	9	9	Miami	0
1	San Francisco	3	0	Wake Forest	1	7	Florida International	6	5	Northeastern	2
0	San Francisco	6	5	Cincinnati	11	12	Hofstra	2	8	Northeastern	10
2	Ball State	5	3	Liberty	2	8	Hofstra	0	20	Northeastern	1
15	Ball State	5	3	Campbell	6	11	Hofstra	4	2	Northeastern	4
9	Ball State	2	8	IPFW	11	3	Hofstra	2	7	Alabama A&M	3
14	Nebraska-Omaha	4	4	UIC	0	2	Arkansas-Pine Bluff	0	14	Alabama A&M	0
10	Charlotte	4	4	Southern Miss	1	7	UIC	4	7	UMBC	1
5	Charlotte	3	6	Southern Miss	4	2	UIC	4	6	UMBC	(13) 5
3	Charlotte	2	1	Southern Miss	2	10	UIC	5	5	UMBC	0
10	North Dakota	7	5	Alcorn State	0	13	UIC	5	8	La Salle	5
21	North Dakota	5	11	Alcorn State	5	5	Alabama A&M	3	7	La Salle	1
4	High Point	7	5	Tennessee	2	8	Youngstown State	3	1	La Salle	0
4	High Point	0	4	Tennessee	4	2	Youngstown State	3	9	Wichita State	4
1	Indiana State	13	1	Tennessee	5	3	Youngstown State	4	2	LSU	4
2	Oklahoma State	15	7	Milwaukee	5	2	Southeast Missouri	7	12	LSU	6
4	Oklahoma State	3	4	Milwaukee	3	13	Southeast Missouri	6	5	LSU	7
4	Oklahoma State	1	3	Ole Miss	4	3	Florida	4	11	Arkansas State	1
4	Oklahoma State	2	1	Ole Miss	7	2	Florida	6	14	Arkansas State	9
12	Central Arkansas	7	3	Ole Miss	8	5	Florida	7	4	Mississippi State	1
2	Central Arkansas	8	4	Auburn	3	6	Vanderbilt	8	1	Mississippi State	(15) 3
6	Texas A&M	8	4	Auburn	2	0	Vanderbilt	2	5	Mississippi State	4
4	Texas A&M	3	3	Auburn	7	7	Vanderbilt	17	2	Auburn	5
6	Texas A&M	7	2	SIU	4	5	St. Louis	3	2	Auburn	1
1	Baylor	3	1	Georgia	2	6	Arkansas	7	5	Auburn	0
3	Baylor	3	2	Georgia	7	8	Arkansas	5	12	SIU-Edwardsville	1
7	Baylor	15	4	Georgia	2	10	Arkansas	1	2	Alabama	2
10	UALR	4	9	Missouri State	4	8	SIU-Edwardsville	6	1	Alabama	0
5	Illinois	6	8	Kentucky	7	9	Auburn	11	1	Alabama	5
5	Oklahoma	0	0	Kentucky	12	2	Auburn	0	8	Missouri State	6
4	Oklahoma	8	8	Kentucky	3	4	Auburn	3	1	Florida	3
4	Oklahoma	5	0	Missouri State	9	1	Missouri State	16	2	Florida	10
13	Kansas State	4	2	Mississippi State	3	5	LSU	7	2	Florida	7
4	Kansas State	3	2	Mississippi State	6	5	LSU	9	5	Chicago State	3
7	Kansas State	0	7	Mississippi State	9	2	LSU	15	2	Vanderbilt	1
4	Missouri State	(11) 3	5	Wichita State	4	5	South Carolina	8	3	Vanderbilt	1
9	Texas Tech	0	5	Illinois	2	1	South Carolina	5	2	Vanderbilt	6
3	Texas Tech	4	1	Florida	7	2	South Carolina	9	8	Missouri State	2
0	Texas Tech	7	0	Florida	5	17	Missouri State	9	1	Kentucky	2
3	Arkansas	6	5	Florida	6	5	Tennessee	4	14	Kentucky	11
0	Arkansas	2	6	SEMO	5	6	Tennessee	5	10	Kentucky	16
4	Texas	6	3	Vanderbilt	6	2	Tennessee	6	6	Iowa	10
5	Texas	6	1	Vanderbilt	6	8	Tennessee	8	3	Georgia	5
7	Texas	(11) 6	3	Vanderbilt	3	2	Mississippi St.	8	3	Georgia	7
10	Missouri State	4	2	South Carolina	8	3	Mississippi St.	4	1	Georgia	7
4	Memphis	6	1	South Carolina	3	1	Mississippi St.	3	5	South Carolina	3
9	Memphis	1	1	South Carolina	2	5	Georgia	0	3	South Carolina	6
7	Memphis	8	4	Arkansas	9	4	Georgia	7	0	South Carolina	1
0	Kansas	1	0	Arkansas	4	2	Georgia	5	8	Indiana State	7
3	Kansas	6	5	Arkansas	5	9	Kentucky	3	3	Tennessee	2
6	Kansas	3				1	Kentucky	2	1	Tennessee	2
5	Texas	0				2	Kentucky	7	8	Tennessee	3
12	Texas A&M	3				0	Vanderbilt	7	2	South Carolina	4
8	Kansas	(8) 2									
15	Oklahoma	7	1	Iona	0						
6	Arizona	3	4	Iona	3						
3	New Mexico State	7	6	Iona	3						
6	Louisville	11	14	Iona	5						
2013			2015			2017					
Tim Jamieson (18-32)			Tim Jamieson (30-28)			Steve Bieser (36-23)					
2	Southern Miss	5	1	Iona	0	2	Eastern Michigan	6			
3	Southern Miss	5	4	Iona	3	27	Eastern Michigan	9			
1	Southern Miss	6	6	Iona	3	6	Eastern Michigan	5			
0	Memphis	6	2	Texas A&M CC	5	7	Eastern Michigan	2			
3	Memphis	6	10	Sam Houston St.	0	7	Texas A&M-CC	6			
2	Memphis	8	1	Purdue	1	4	Houston	2			
1	Eastern Michigan	0	1	UIC	0	9	Texas A&M-CC	0			
7	Eastern Michigan	1	10	UIC	1	7	Illinois	6			
6	San Francisco	8	1	UIC	1	6	UIC	2			
3	San Francisco	2	4	Milwaukee	7	11	UIC	4			
14	Jackson State	3	1	Milwaukee	5	10	UIC	10			
9	Truman State	4	1	Milwaukee	3	3	Eastern Illinois	1			
1	South Carolina	4	10	Truman State	2	7	Western Carolina	6			
0	South Carolina	0	9	SIU-Edwardsville	4	4	Appalachian State	0			
5	South Carolina	0	5	Georgia	1	4	Appalachian State	1			
3	Arkansas State	1	8	Georgia	(10) 4	2	Appalachian State	2			
0	Tennessee	4	3	Georgia	0	3	Chicago State	0			
6	Tennessee	7	9	Air Force	0	7	Alabama	4			
14	Tennessee	6	4	Air Force	4	11	Alabama	5			
11	Nebraska-Omaha	4	3	South Carolina	2	9	Alabama	4			
0	LSU	2	6	South Carolina	(10) 3	11	Little Rock	8			
0	LSU	8	3	Arkansas-Pine Bluff	8	7	Arkansas	9			
5	LSU	6	1	Arkansas-Pine Bluff	3	8	Arkansas	2			
2	Illinois	6	10	Texas A&M	7	5	Arkansas	9			
4	Georgia	0	5	Texas A&M	2	6	SE Missouri State	6			
5	Georgia	6	3	Texas A&M	14	1	Florida	4			
6	Georgia	6	1	Florida	4	1	Florida	2			
8	Missouri State	4	10	Florida	5	3	Florida	2			
5	Vanderbilt	11	3	Florida	1	0	Illinois	5			
4	Vanderbilt	12	4	Tennessee	3	8	Georgia	3			
6	Vanderbilt	16	5	Tennessee	6	13	Georgia	5			
3	Florida	8	10	Tennessee	1	15	Arkansas-Pine Bluff	1			
8	Florida	(15) 4	3	Arkansas-Little Rock	4	2	Arkansas-Pine Bluff	6			
2	Missouri State	2	2	Alabama	3	9	Kentucky	5			
1	Auburn	3	2	Alabama	6	3	Kentucky	8			
3	Auburn	1	8	Missouri State	3	9	Kentucky	6			
4	Auburn	1	2	Vanderbilt	9	1	Missouri State	5			
7	SE Missouri State	9	18	Vanderbilt	12	6	Ole Miss	3			
1	Texas A&M	2	2	Vanderbilt	5	1	Ole Miss	9			
5	Texas A&M	6	3	Missouri State	13	1	Missouri State	5			
7	Texas A&M	4	2	Ole Miss	2	2	Texas A&M	11			
1	Alabama	4	3	Ole Miss	1	11	Texas A&M	7			
7	Alabama	3	5	SE Missouri State	4	2	Texas A&M	7			
6	Alabama	3	5	LSU	8	5	Murray State	0			
4	Kentucky	2	5	LSU	8	5	Vanderbilt	1			
4	Kentucky	3	10	Kentucky	(10) 6	3	Vanderbilt	14			
1	Kentucky	5	0	Kentucky	1	5	South Carolina	4			
5	Kentucky	2	6	Kentucky	3	5	South Carolina	3			
1	Kentucky	3	2	Kentucky	8	13	South Carolina	3			
1	Mississippi State	(17) 2	5	South Carolina	1	5	Eastern Kentucky	4			
			6	Vanderbilt	(10) 7	2	Tennessee	0			
			3	Alabama	4	8	Tennessee	2			
						12	Texas A&M	7			
						3	LSU	10			
						2	South Carolina	2			





**All-Time Postseason Appearances: 22**

**All-Time College World Series Appearances: 6**

**All-Time Postseason Record: 43-46 (.483)**

**All-Time College World Series Record: 18-11 (.621)**

**National Championships: 1**

**National Runners-Up: 3**

**1952**

**NATIONAL RUNNERS-UP**

**College World Series**

Missouri 15, Northern Colorado 1  
Missouri 1, Holy Cross 0  
Missouri 3, Penn State 2  
Holy Cross 7, Missouri 3  
Holy Cross 8, Missouri 4

**1954**

**NATIONAL CHAMPIONS**

**College World Series**

Missouri 6, Lafayette 3  
Rollins 4, Missouri 1  
Missouri 8, Massachusetts 1  
Missouri 7, Oklahoma State 3  
Missouri 4, Michigan State 3

**NATIONAL CHAMPIONSHIP GAME:**

Missouri 4, Rollins 1

**1958**

**NATIONAL RUNNERS-UP**

**District V Playoffs**

Missouri 11, Northern Iowa 7  
Missouri 13, Northern Iowa 3

**College World Series**

Missouri 3, Western Michigan 1  
Missouri 11, Colorado State 2  
Missouri 4, Holy Cross 1  
Missouri 3, Western Michigan 1  
Southern California 7, Missouri 0  
Southern California 8, Missouri 7

**1962**

**District V Playoffs**

Missouri 3, Bradley 1  
Missouri 9, Bradley 4

**College World Series**

Ithaca 5, Missouri 1  
Santa Clara 7, Missouri 4

**1963**

**District V Playoffs**

Missouri 16, Saint Louis 0  
Saint Louis 2, Missouri 1  
Missouri 7, Saint Louis 1

**College World Series**

Missouri 3, Holy Cross 0  
Missouri 3, Texas 2  
Arizona 5, Missouri 4  
Southern California 12, Missouri 3

**1964**

**NATIONAL RUNNERS-UP**

**District V Playoffs**

Missouri 1, Saint Louis 1  
Missouri 2, Saint Louis 1

**College World Series**

Missouri 7, Arizona State 0  
Southern California 3, Missouri 2  
Missouri 3, Seton Hall 1  
Missouri 4, Minnesota 1  
Missouri 2, Maine 1  
Minnesota 5, Missouri 1

**1965**

**District V Playoffs**

Saint Louis 5, Missouri 4  
Saint Louis 5, Missouri 4

**1976**

**NCAA Midwest Regional**

Missouri 5, Texas A&M 3  
Arizona 10, Missouri 1  
Texas A&M 12, Missouri 1

**1978**

**NCAA Midwest Regional**

Eastern Michigan 4, Missouri 2  
Texas A&M 5, Missouri 1



**1980**

**NCAA Midwest Regional**

Missouri 5, Wichita State 4  
Arkansas 10, Missouri 6  
UNLV 10, Missouri 2  
California 2, Missouri 1

**1981**

**NCAA South Regional**

Middle Tennessee State 4, Missouri 2  
Florida 7, Missouri 3

**1988**

**NCAA South Regional**

Cal State-Fullerton 6, Missouri 3  
Missouri 10, Middle Tennessee State 6  
Texas A&M 6, Missouri 2

**1991**

**NCAA East Regional**

Missouri 5, Jacksonville 4  
North Carolina State 3, Missouri 1  
Missouri 8, Furman 4  
North Carolina 8, Missouri 5

**1996**

**NCAA Midwest Regional**

Rice 17, Missouri 4  
Wichita State 9, Missouri 2

**2003**

**NCAA Regional**

North Carolina 4, Missouri 3  
Missouri 13, Middle Tennessee State 7  
Mississippi State 10, Missouri 5

**2004**

**NCAA Regional**

Wichita State 3, Missouri 0  
Missouri 11, LeMoyne 3  
Arkansas 10, Missouri 7

**2005**

**NCAA Regional**

Arizona 5, Missouri 3  
Missouri 14, Harvard 6  
Cal State-Fullerton 8, Missouri 6

**2006**

**NCAA Regional**

Pepperdine 3, Missouri 2  
Missouri 5, UC-Irvine 4  
Missouri 2, UCLA 1  
Missouri 4, Pepperdine 1  
Missouri 8, Pepperdine 3

**NCAA Super Regional**

Cal State-Fullerton 7, Missouri 1  
Cal State-Fullerton 9, Missouri 1

**2007**

**NCAA Regional**

Missouri 10, Kent State 2  
Missouri 7, Louisville 5  
Louisville 4, Missouri 3  
Louisville 16, Missouri 6

**2008**

**NCAA Regional**

Missouri 7, Mississippi 0  
Miami 6, Missouri 5  
Mississippi 9, Missouri 6

**2009**

**NCAA Regional**

Western Kentucky 11, Missouri 5  
Missouri 9, Monmouth 0  
Western Kentucky 11, Missouri 6

**2012**

**NCAA Regional**

Arizona 15, Missouri 3  
Missouri 6, New Mexico State 2  
Louisville 11, Missouri 3

**ALL-AMERICA****FIRST TEAM**

1952	Junior Wren, OF
	Don Boenker, P
1954	Jerry Schoonmaker, OF
1957	Jack Davis, OF
1958	Ray Uriarte, 3B
1959	Ralph Hochgrebe, 2B
1960	Ron Cox, SS
1964	Dave Harvey, 3B
	Keith Weber, P
1978	Greg Cypret, SS
1985	Dave Otto, DH
1987	Dave Silvestri, SS
1988	Dave Silvestri, SS
2008	Aaron Crow, P

**SECOND TEAM**

1958	Bo Toft, OF
1961	Gene Orf, OF
1963	Dave Harvey, 3B
1965	Dan Rudanovich, OF
1967	Ray Thorpe, OF
1980	Lindy Duncan, SS
1998	Ryan Fry, P
2005	Max Scherzer, P
2009	Kyle Gibson, P

**THIRD TEAM**

1952	Kent Kurtz, 2B
1958	Sonny Siebert, 1B
1960	Gene Orf, OF
1963	John Sevcik, C
1965	Bob Robben, SS
1975	Greg Cypret, SS
1981	Phil Bradley, OF
1996	Aaron Jaworowski, 1B
2000	Ryan Stegall, SS
2004	Garrett Broshuis, P

**HONORABLE MENTION**

1931	Norm Wagner, P
	Sam Carter, SS
1974	Mark Thiel, C
1976	Greg Cypret, SS
	Mark Thiel, C
1981	Tom Heckman, P
1991	John Dettmer, P
1994	David Sanderson, OF

**FRESHMAN ALL-AMERICA**

1996	Aaron Akin, P
	Justin Stine, P
	Jason Williams, INF
	Logan Dale, P
1999	Ryan Stegall, SS
2000	Jayce Tingler, OF
2001	Lee Laskowski, OF
2002	Travis Wendte, P
2005	Jacob Priday, OF
2007	Trevor Coleman, C
2015	Tanner Houck, RHP
2017	T.J. Sikkema, LHP
	Kameron Misner, OF

**ALL-DISTRICT V**

1954	Jerry Schoonmaker, CF
	Bob Musgrave, RF
	Emil Kammer, P
1955	George Gleason, C
1956	Jay Hankins, LF
1957	Jay Hankins, LF
	Jack Davis, CF
1958	Ray Uriarte, 3B
	Sonny Siebert, 1B
	Bo Toft, RF
1959	Ralph Hochgrebe, 2B
	Bob Haas, LF
1960	Ron Cox, SS
	Gene Orf, OF
1962	Dan Reilly, OF
1963	Gene McArtor, 1B
	John Sevcik, C
	Bob Price, 2B
	Dave Harvey, 3B
	Jack Stroud, P
1964	Dave Harvey, 3B
	Keith Weber, P
1965	Dan Rudanovich, OF
	Bob Robben, SS
1967	Ray Thorpe, OF
1969	Steve Patchin, C
1974	Mark Thiel, C
1975	Greg Cypret, SS
1976	Greg Cypret, SS
	Mark Thiel, C
1977	John Kruse, 2B
1978	Greg Cypret, SS
1980	Lindy Duncan, SS
1981	Phil Bradley, OF
	Kevin Knop, 2B
1982	Shane Fairbanks, OF
	Kurt Moody, P
1983	John Marquardt, SS
1985	Dave Otto, DH
1986	Marcus Adler, 2B
1987	Dave Silvestri, SS
1988	Dave Silvestri, SS
1989	Tim Hawkins, OF
1990	Darnel Hawkins, DH
1991	John Dettmer, P

**BIG 8 ALL-CONFERENCE**

1958	Ray Uriarte, 3B
	Sonny Siebert, 1B
	Bo Toft, RF
	Ernie Nevers, P
1959	Ralph Hochgrebe, 2B
	John Scowcroft, OF
1960	Ron Cox, SS
	Gene Orf, OF
1961	George Hulett, 3B
	Gene Orf, OF
1962	George Hulett, 3B
	Dan Reilly, OF
	Larry Bohannon, P
	Bobby Jenkins, P
1963	Gene McArtor, 1B
	Bob Price, 2B
	Dave Harvey, 3B
	John Sevcik, C
	Jack Stroud, P
1964	Dave Harvey, 3B
	Jim Estes, OF
	John Sevcik, C
	Keith Weber, P
1965	Mike Strode, 2B
	Bob Robben, SS
	Dan Rudanovich, OF
1967	Gene Stephenson, 1B
	Ray Thorpe, OF
1968	Bill Griffin, 1B
	Rich Henninger, P
1969	Steve Patchin, OF
	Del Blunk, OF
1970	Neil Sloman, OF
	Steve Patchin, OF
1971	Jack Bastable, 3B
	Bill Todd, P
1972	Jack Bastable, 3B
1974	Mark Thiel, C
	Tom Ellis, OF
1975	Tom Ellis, OF
1976	Greg Cypret, SS
	Mark Thiel, C
1977	John Kruse, 2B
	Greg Cypret, SS
	Rob Pietroburogo, P
1978	Curt Brown, 1B
	Greg Cypret, SS
	Rob Pietroburogo, P
1979	Tom Heckman, P
	Tim Laudner, C
	Jim English, 1B
1980	Lindy Duncan, SS
	Tom Heckman, P
1981	Phil Bradley, OF
	Tom Heckman, P
	Kevin Knop, 2B
1982	John Marquardt, SS
	Shane Fairbanks, SS
	Kurt Moody, P
	Roger Johnson, DH
1983	John Marquardt, SS
1985	Dave Otto, DH
1986	Marcus Adler, 2B
1987	Tony Russo, P
	Dave Silvestri, SS
1988	Dave Silvestri, SS
	Tim Clark, 2B
1989	Tim Hawkins, OF
	Jon Pittenger, 3B
1990	Darnel Hawkins, OF
	John Dettmer, P
1991	John Dettmer, P
	Joe Winkler, OF
1992	John Dettmer, P
	Rodney Weary, 1B

**BIG 8 ALL-CONFERENCE**

1993	Chopper Littrell, OF
	Jason Meyhoff, P
1994	Grant Ingram, DH
1996	Aaron Jaworowski, 1B

**BIG 12 ALL-CONFERENCE****FIRST TEAM**

1998	Ryan Fry, OF
	Chris George, P
	Griffin Moore, INF
1999	Jody Harris, P
2000	Ryan Stegall, SS
2003	Jayce Tingle, OF
2004	Garrett Broshuis, P
	Lee Laskowski, OF
2005	Max Scherzer, P
	James Boone, OF
2006	Jacob Priday, OF
	Nathan Culp, OF
2007	Aaron Crow, P
	Jacob Priday, DH
2008	Aaron Crow, P
	Jacob Priday, DH
	Aaron Senne, OF
2009	Kyle Gibson, P
	Greg Folgias, OF
2010	Aaron Senne, 1B
	Brett Nicholas, UTL

**SECOND TEAM**

1998	Justin Stine, P
1999	Aaron Wilson, 3B
	Justin Stine, P
2002	Jayce Tingle, OF
	Cody Ehlers, DH
2003	Ian Kinsler, SS
	Brad Flanders, C
	Justin James, P
2004	Ryan Rallo, OF
2005	Hunter Mense, OF
	Nathan Culp, P
	Taylor Parker, P
2007	Evan Frey, OF
2008	Trevor Coleman, C
2011	Jonah Schmidt, DH
2012	Dusty Ross, RP

**BIG 12 CONFERENCE  
AWARD WINNERS****COACH OF THE YEAR**

2007	Tim Jamieson
------	--------------

**PITCHER OF THE YEAR**

2005	Max Scherzer
2008	Aaron Crow

**PLAYER OF THE YEAR**

2010	Aaron Senne
------	-------------

**FRESHMAN OF THE YEAR**

2007	Trevor Coleman
------	----------------

**SEC ALL-CONFERENCE****FIRST TEAM**

2013	Keaton Steele, UTL
------	--------------------

**SECOND TEAM**

2015	Breckin Williams, RP
------	----------------------

**ALL FRESHMAN TEAM**

2013	Josh Lester, 1B
2015	Trey Harris, OF
	Tanner Houck, SP
2017	T.J. Sikkema, RP

**ALL-TOURNAMENT  
SELECTIONS****BIG EIGHT TOURNAMENT**

1976	Curt Brown, 1B*
	Greg Cypret, SS
	Al Hightower, OF
	Jim Leavitt, OF
	Rob Pietroburgo, P+
1977	Al Hightower, OF
	Tim Laudner, C
	Tom Bloemke, P
1978	Al Hightower, OF
	Tim Laudner, C
1980	Scott Collins, 3B
	Lindy Duncan, SS
	Mark Maurer, OF
	Phil Bradley, OF*
	Kurt Moody, P
1981	Bill Hance, C
	Phil Bradley, OF
	Shane Fairbanks, OF
1983	Bill Hance, C
	Shane Fairbanks, OF
	John Marquardt, SS
1984	Nick Rallo, 2B
1986	Mike Rogers, 1B
1987	Tim Clark, 2B
	Doug Bock, C
1988	Tim Clark, 2B
	Dave Silvestri, SS
1989	Scott Black, P
	Tim Hawkins, OF
	Todd Moseley, P
	Tim Pinkowski, C
	Bard Womack, OF
1991	Joe Winkler, OF
1994	Brent Chamberlain, C
1996	Aaron Jaworowski, 1B*
	Bryan Seymour, OF

**BIG 12 TOURNAMENT**

2000	Landon Brandes, 3B
2004	Cody Ehlers, 1B*
	Garrett Broshuis, P
	Lee Laskowski, OF
	James Boone, OF
	Mark Alexander, P
2005	Zane Taylor, INF
	James Boone, OF
	Jacob Priday, C
2006	Max Scherzer, P
2007	Brock Bond, 2B
2008	Jacob Priday, DH
2009	Ryan Lollis, OF
2010	Ryan Gebhart, OF
2011	Conner Mach, OF
	Jonah Schmidt, DH
	Kelly Fick, P
2012	Blake Brown, OF
	Dane Opel, OF
	Jeff Emens, P
	Eric Garcia, SS*

**SEC TOURNAMENT**

2015	Trey Harris, OF
------	-----------------

\* — MVP

+ — Pitching MVP





<b>Player</b>	<b>MLB Organization</b>	<b>Year</b>	<b>Player</b>	<b>MLB Organization</b>	<b>Year</b>
Hubert Pruett *	St. Louis Browns	1923	Bill Todd	Boston Red Sox	1971
Carl Miles *	Philadelphia Athletics	1940	Jack Bastable	Oakland Athletics	1972
Don McMillen	New York Giants	1949	Steve Pasternak	St. Louis Cardinals	1973
Bob "Turkey" Smith *	Boston Red Sox	1950	Ben Tensing	Detroit Tigers	1973
Junior Wren	Chicago White Sox	1952	Mark Thiel	New York Yankees	1976
Don Boenker	Cleveland Indians	1953	Greg Cypret	Houston Astros	1978
Jerry Schoonmaker *	Washington Nationals	1955	Rob Pietroburgo	Seattle Mariners	1978
John Grace	Milwaukee Braves	1956	Jeff Cornell *	Kansas City Royals	1978
Bob Musgrave	Baltimore Orioles	1956	Tom Bloemke	Independent	1978
Jack Davis *	New York Yankees	1957	Tim Laudner *	Minnesota Twins	1979
Charley Duren	Milwaukee Braves	1957	Jim English	Chicago White Sox	1979
Jay Hankins *	Kansas City Athletics	1957	Rob Schmidt	Philadelphia Phillies	1979
Kent Kurtz	New York Yankees	1957	Lindy Duncan	Texas Rangers	1980
Ralph Schultz	Chicago White Sox	1957	Ron Mathis *	Detroit Tigers	1980
Norm Stewart	Baltimore Orioles	1957	Mike Pfausch	Minnesota Twins	1980
Charlie James *	St. Louis Cardinals	1958	Scott Collins	Cleveland Indians	1981
Hank Kuhlman	St. Louis Cardinals	1958	Phil Bradley *	Seattle Mariners	1981
Carl Nauert	Chicago Cubs	1958	Tom Heckman	Oakland Athletics	1981
Ernie Nevers	Kansas City Athletics	1958	Kurt Moody	Atlanta Braves	1982
Mike Shannon *	St. Louis Cardinals	1958	Jim Maddock	Atlanta Braves	1982
Sonny Siebert *	Cleveland Indians	1958	Jim Lumpe	Montreal Expos	1982
Bo Toft	Boston Red Sox	1958	Dave Gross	Minnesota Twins	1982
Bob Cooper	Baltimore Orioles	1959	John Marquardt	Oakland Athletics	1983
Elmer "Bud" Harbin	Detroit Tigers	1959	Bill Hance	Texas Rangers	1983
John O'Donoghue*	Kansas City Athletics	1959	Shane Fairbanks	Houston Astros	1983
Gary Starr	Chicago Cubs	1960	Scott Little *	New York Mets	1984
Ron Cox	St. Louis Cardinals	1961	Roger Johnson	Philadelphia Phillies	1984
Bob Meyers	San Francisco Giants	1961	Paul James	Texas Rangers	1985
Gene Orf	Pittsburgh Pirates	1961	Dave Otto *	Oakland Athletics	1985
George Hulett	Kansas City Athletics	1962	Nick Rallo	Baltimore Orioles	1986
Larry Bohannon	Minnesota Twins	1963	Bob Faron	St. Louis Cardinals	1986
Rich Peterson	New York Mets	1963	Marcus Adler	Detroit Tigers	1987
Dave Harvey	Minnesota Twins	1964	Doug Bock	Kansas City Royals	1987
Dennis Musgraves *	New York Mets	1964	Larry Pierson	St. Louis Cardinals	1987
Jim Nelson	Minnesota Twins	1964	Mike Rogers	Texas Rangers	1987
Bob Price	Minnesota Twins	1964	Tony Russo	St. Louis Cardinals	1987
Jim Sevcik	Minnesota Twins	1964	Tim Clark	Cincinnati Reds	1988
John Sevcik *	Minnesota Twins	1964	Dave Silvestri *	Houston Astros	1988
Keith Weber	New York Mets	1964	Dave Slavin	San Francisco Giants	1988
Jack Stroud	New York Mets	1965	Scott Brown	Pittsburgh Pirates	1989
Dan Rudanovich	Boston Red Sox	1966	Mike Parker	Atlanta Braves	1989
Orville Hollrah	Chicago White Sox	1966	Jon Pittenger	Minnesota Twins	1989
Mike McFarland	Boston Red Sox	1967	Mike Potthoff	Los Angeles Dodgers	1989
Gary Lear	Cleveland Indians	1967	Kevin Uhrhan	Boston Red Sox	1989
Rex Hein	Kansas City Royals	1968	Scott Black	Houston Astros	1990
Rich Henninger *	Washington Senators	1968	Steve Powers	Houston Astros	1990
Bob McDaniel	New York Yankees	1968	Darnel Hawkins	Houston Astros	1991
Bob Sheetz	Pittsburgh Pirates	1970	John Dettmer*	Texas Rangers	1992
Steve Patchin	Los Angeles Dodgers	1971	Chris Wyrick	Detroit Tigers	1993
Terry Periman	Philadelphia Phillies	1971	Jason Meyhoff	Minnesota Twins	1994



Player	MLB Organization	Year
David Sanderson	New York Mets	1994
Scott Swift	San Francisco Giants	1994
Tom Buchman	Minnesota Twins	1996
Aaron Akin	Florida Marlins	1997
Aaron Jaworowski	Minnesota Twins	1997
Jeff Terrell	Philadelphia Phillies	1997
Ryan Fry	Kansas City Royals	1998
Jeremy Callier	Anaheim Angels	1998
Griffin Moore	Kansas City Royals	1998
Torre Tyson	Boston Red Sox	1998
Nick Schwieder	Anaheim Angels	1998
Chris George	Houston Astros	1999
Ryan Jamison	Houston Astros	1999
Justin Stine	Toronto Blue Jays	1999
Landon Brandes	St. Louis Cardinals	2000
Ralph McCasland	Montreal Expos	2000
J.R. Warner	Anaheim Angels	2000
Nick Wilfong	San Francisco Giants	2000
Ryan Stegall	Houston Astros	2001
Jon Williams	San Francisco Giants	2001
Pete Sansone	River City Rascals	2001
Jody Roughton	Detroit Tigers	2002
Drew Endicott	Kansas City Royals	2002
Jayce Tingler	Toronto Blue Jays	2003
Justin James *	Toronto Blue Jays	2003
Ian Kinsler *	Texas Rangers	2003
Andy Shipman	Boston Red Sox	2003
Derek Roper	St. Louis Cardinals	2003
Danny Hill	Toronto Blue Jays	2004
Garrett Brohsuis	San Francisco Giants	2004
Cody Ehlers	New York Yankees	2004
Mark Alexander	Los Angeles Dodgers	2004
Lee Laskowski	Mid-Missouri Mavericks	2004
Brad Flanders	Evansville Otters	2004
James Boone	Pittsburgh Pirates	2005
Andrew Johnston	Colorado Rockies	2005
Doug Mathis *	Texas Rangers	2005
Max Scherzer *	Arizona Diamondbacks	2006
Nathan Culp	San Diego Padres	2006
Brett Reynolds	Arizona Diamondbacks	2006
Hunter Mense	Florida Marlins	2006
Taylor Parker	Chicago Cubs	2006
Travis Wendte	Milwaukee Brewers	2006
Evan Frey	Arizona Diamondbacks	2007
Brock Bond	San Francisco Giants	2007
Aaron Crow	Washington Nationals	2008
Rick Zagone	Baltimore Orioles	2008
Jacob Friday	Houston Astros	2008
Ryan Lollis	Detroit Tigers	2008
Kurt Calvert	Chicago Cubs	2008

Player	MLB Organization	Year
Lee Fisher	Chicago White Sox	2008
Aaron Crow *	Kansas City Royals	2009
Kyle Gibson	Minnesota Twins	2009
Trevor Coleman	Seattle Mariners	2009
Kyle Mach	San Francisco Giants	2009
Ryan Lollis *	Detroit Tigers	2009
Greg Folgia	Cleveland Indians	2009
Brett Nicholas *	Texas Rangers	2010
Aaron Senne	Florida Marlins	2010
Nick Tepesch	Texas Rangers	2010
Michael Liberto	Kansas City Royals	2010
Tyler Clark	Detroit Tigers	2010
Matt Stites *	San Diego Padres	2011
Phil McCormick	San Francisco Giants	2011
Zack Hardoin	Houston Astros	2011
Blake Brown	Atlanta Braves	2012
Eric Garcia	Atlanta Braves	2012
Ben Turner	San Francisco Giants	2012
Blake Holovach	Seattle Mariners	2012
Rob Zastryzny *	Chicago Cubs	2013
Jake Walsh	Washington Nationals	2013
Brett Graves *	Oakland Athletics	2014
Keaton Steele	Minnesota Twins	2014
Breckin Williams	Arizona Diamondbacks	2015
Peter Fairbanks	Texas Rangers	2015
Josh Lester	Detroit Tigers	2015
Alec Rash	Washington Nationals	2015
Ryan Howard	San Francisco Giants	2015
Ryan Howard	San Francisco Giants	2016
Jake Ring	Baltimore Orioles	2016
Reggie McClain	Seattle Mariners	2016
Austin Tribby	Minnesota Twins	2016
Tanner Houck	Boston Red Sox	2017
Bryce Montes De Oca	Washington Nationals	2017
Robbie Glendinning	Pittsburgh Pirates	2017
Brett Bond	Houston Astros	2017
Cole Bartlett	Arizona Diamondbacks	2017
Michael Plassmeyer	Seattle Mariners	2018
Bryce Montes De Oca	New York Mets	2018
Andy Toelken	Arizona Diamondbacks	2018
Giovanni Lopez	Miami Marlins	2018
Brian Sharp	New York Mets	2018
Trey Harris	Atlanta Braves	2018

\*— Played at major league level

**Herb Bunker • 1923**  
**Class of 1990**

A native of Nevada, Mo., Herb Bunker is one of only two four-sport letterwinners in Missouri athletic history. He lettered in football, basketball, baseball and track and field between 1920-23. In basketball, Bunker earned All-Missouri Valley Conference honors as a guard in 1921 and 1922, and was an All-American in 1921 and 1923. A tackle/center in football, he captained the Tigers in 1922. He was a catcher/outfielder in baseball, and threw the shot put on the track team. A Phi Beta Kappa student who earned a Ph.D. in sociology, Bunker headed Mizzou's department of physical education for many years before retiring in 1965. He spent nine years as football coach and athletics director at Culver-Stockton College in Canton, Mo., and also coached at Missouri, Auburn and Florida and at Paseo High School in Kansas City, Mo.

**Phil Bradley • 1979-81**  
**Class of 1990**

See page 65 for bio

**John "Hi" Simmons • 1937-73**  
**Class of 1990**

See page 65 for bio

**Hubert Pruett • 1921**  
**Class of 1990**

A pitcher from Malden, Mo., Hubert Pruett lettered just one year at Missouri, in 1921, but made his mark on the Major League Baseball world with his ability to strike out the great Babe Ruth. Pruett compiled a 29-48 record, pitching for the St. Louis Browns, New York Giants, Boston Braves and Philadelphia Phillies. Pruett perfected a "screwball" and used it to strike out Ruth 10 of the first 13 times he faced him. In all, he faced Ruth 30 times. The "Babe" got only four hits in those at bats (including one home run off a curveball), struck out 15 times, walked eight times, sacrificed once, and grounded out twice. He retired from baseball in 1932 and Pruett was a doctor in St. Louis for 40 years.

**Norm Stewart • 1954-56**  
**Class of 1990**

A native of Shelbyville, Mo., Norm Stewart lettered at Missouri in basketball and baseball for three years. He was inducted as an athlete since his induction came during his tenure as Missouri's head basketball coach. He threw a no-hitter and won one game in the 1954 College World Series as the Tigers won the national title. Stewart led the 1955 and 1956 Tigers in victories, innings pitched, strikeouts, appearances, games started and complete games. He also led the 1955 team in earned-run average. Stewart's accomplishments on the basketball floor both as a player and coach at Missouri are legendary. He scored 1,112 points in three seasons and recorded 634 wins at Mizzou as head coach. When he retired after the 1998-99 season, Stewart ranked seventh all-time in the NCAA with 731 career wins.

**Don Faurot • 1922-24**  
**Class of 1990**

While this name is more recognizable for Faurot's accomplishments on the football field, Faurot was an infielder for the Tigers for three seasons. Faurot left his legacy on the University as football coach and director of athletics. Aside from leading the Tigers out of debt and into football's elite, his tenure as football coach and director of athletics — a job he relinquished in 1967 — left MU athletics with its greatest legacy, the imprint of his integrity. His prime contribution to football was his innovation of the Split-T formation at Mizzou in 1941.

**Paul Christman • 1938-39, 41**  
**Class of 1990**

The legendary "Pitchin' Paul" Christman lettered three times each in football and baseball. A three-time all-conference quarterback, Christman finished third in the 1939 Heisman Trophy voting.

**Chester Brewer • Coach**  
**Class of 1991**

In addition to serving as athletic director from 1911-17 and 1924-34, Chester Brewer served as the school's football, basketball, baseball and track and field coach. In seven seasons, he led the Tiger Nine to a mark of 61-32-3.

**Norm Wagner • 1931-33**  
**Class of 1991**

Norm Wagner lettered at Missouri in basketball and baseball from 1931-33 and led the Tigers to conference titles in 1931 and 1932. He won 27 games in his career — a record that stood until 1980. He was a member of the St. Louis Cardinals organization after graduation. He also led the 1932-33 Tiger Basketball squad in scoring on his way to earning all-conference honors.

**Bob Schoonmaker • 1952-54**  
**Class of 1991**

A three-sport athlete, Bob Schoonmaker earned eight letters during his time at Missouri. An infielder from Lebanon, Mo., Schoonmaker was an all-conference performer in 1954 as the Tigers won the College World Series. He hit .307 that season with a team-high two triples and committed only one error in 171 chances. He also was on the 1952 national runner-up team, hitting a home run in the championship game. In football, he was a two-time captain and earned three letters on the gridiron. Schoonmaker also lettered on the basketball team for two years.

**Don Boenker • 1951-53**  
**Class of 1993**

Missouri's first All-American pitcher in 1952, Don Boenke led the Tigers to the Big Seven Conference championship, the NCAA District V championship, and a second-place finish at the College World Series. A Tiger co-captain for Coach John "Hi" Simmons in 1953, he later signed with the Cleveland Indians and during his professional career, was coached by Whitey Kurowski, George Steinbrenner and Hub Kittle among others. He twice led MU in victories in addition to tossing a pair of one-hitters against Washington University in 1951 and Kansas State in 1952. He also authored a two-hitter against Iowa State in 1952. A native of St. Louis, Boenker was inducted into the Mizzou QEBH Honorary Society as an undergraduate and holds three degrees from the University of Missouri.

**1954 National Champions**  
**Class of 1994**

The 1954 squad captured MU's first national title at the College World Series. The Tigers posted a 22-4 record, won the Big Seven Conference title and came back through the losers bracket to capture the national championship. MU had a 12-game win streak during the season.

**Lowe 'Junior' Wren • 1951-52**  
**Class of 1994**

One of several standout two-sport athletes, 'Junior' Wren was an All-American outfielder in 1952. He hit a team-high .408 to go with seven stolen bases in 1951 before hitting .359 in the 1952 regular season. Wren also pitched one game in the 1952 College World Series, striking out 11 batters while throwing a two-hitter against Penn State. A member of Missouri's 1952 national runner-up team, Wren also was an all-conference football player in 1951 after leading the team in rushing, total offense and punting.

**Thornton Jenkins • 1946**  
**Class of 1995**

Thornton Jenkins, who also played basketball at Mizzou, lettered one year on the Missouri diamond. The leading scorer for the 1942-43 Tiger hoopsters, Jenkins lettered four times in basketball.

**Dave Silvestri • 1986-88**  
**Class of 1997**

In a span of four months in 1988, Dave Silvestri was named an All-American shortstop, chosen in the second round by the Houston Astros in the Major League Baseball First-Year Draft and was a member of the 1988 Summer Olympics gold medal winning United States baseball team. Silvestri hit .406 in 1988 to go with 21 home runs and a school-record 89 runs scored. His marks that season for total bases, slugging percentage and extra-base hits are Missouri records. Called by many to be the greatest Missouri baseball player of the modern era, Silvestri could hit for average and power as well as field his position and run the bases. He was a two-time all-conference, all-district and All-America player. He played in the majors with the 1994 New York Yankees. He is still involved with baseball as he was featured in a Sports Illustrated article in 2001 managing the Great Falls Dodgers.

**Keith Weber • 1963-64**  
**Class of 1998**

Keith Weber might well be the greatest pitcher in Missouri's long and glorious baseball history. In 1964, he set the MU record for earned run average (0.56), won 11 games and struck out 90 batters as the Tigers went 26-5-1 and advanced to the College World Series. Those 11 wins are still tied for the school single-season record, and the strikeout total stood as the record for 26 years. His ERA contributed to a team figure of 0.65 that still stands as the NCAA record, and in this era of the aluminum bat, will probably never be broken. Weber, from Jefferson City, was All-Big Eight, All-District V and All-America in 1964, and signed with the New York Mets. He also was a quarterback in football, but injuries ended his career before he competed on the varsity level.

**Greg Cypret • 1975-78**  
**Class of 1998**

One of the most prolific players of the Gene McArtor era in baseball at Ol' Mizzou, Greg Cypret earned All-America honors three times at shortstop. He was a third-team selection in 1975, received honorable mention in 1976 and was a first-team selection in 1978. He was the All-Big Eight shortstop in 1976-78. Cypret hit .356 for his career and held the school career marks for hits (253) and runs batted in (181). He signed with the Houston Astros in 1978. After his professional career, Cypret joined former MU assistant coach Bob Todd on the Kent State coaching staff. He is now on the staff at Ohio State.

**Clair 'Butch' Houston • 1931-35**  
**Class of 1999**

Butch Houston earned nine letters at Ol' Mizzou — three each in football, baseball and track. He also played two years of basketball but did not letter. A native of Maywood, Ill., he was the captain of Coach Don Faurot's first team at MU in 1935, and earned honorable mention honors as a fullback. He was also the Tigers' starting fullback in 1932 and '33.

**Gene McArtor • 1961-93**  
**Class of 1999**

See page 65 for bio

**Ray Uriarte • 1953, 1957-58**  
**Class of 2000**

A first-team all-American third baseman in 1958 who came to Mizzou from nearby Mexico, Mo., Ray Uriarte walked on at MU in 1952, but was cut by legendary Coach John "Hi" Simmons. He later returned to ask "Why?" and Simmons told him he could try again when the team began outdoor workouts. He did, made the team, and went on to play four games as a freshman. He lettered in 1953, but his career was interrupted by military service, and made 18 jumps as a paratrooper in two years. He returned to Mizzou and was elected team captain in 1957. Uriarte led the Tigers to the 1958 Big Seven championship, the District V title and to second place in the College World Series. He led the team with 17 stolen bases, 39 runs scored, 36 walks and an on-base percentage of .662, which still stands as the MU single-season record. In addition to his all-American recognition in 1958, Uriarte also received all-Big Eight and all-District V honors that season. Called by Coach Simmons "the best leadoff man I ever had at the University," Uriarte later served as an assistant coach for Simmons in 1959 and 1960.

**Dave Otto • 1983-85**  
**Class of 2000**

A native of Elk Grove, Ill., Dave Otto was a standout pitcher and designated hitter from 1983-85. An All-American DH in 1985, Otto earned all-Big Eight and All-District V honors as he hit 16 home runs. He stood fifth on the MU career batting average chart (.366). An imposing figure on the mound, Otto stood third with 195 strikeouts. He shares the school record for games started in a season (14). A freshman All-American at Mizzou in 1983, Otto earned Verizon/CoSIDA Academic All-America honors in 1984 and 1985. He signed with the Oakland Athletics in 1985, and spent time in the major leagues with the A's in 1988-90. Otto was traded to the Cleveland Indians in 1990 and was in their starting rotation in 1991 and 1992. He pitched with the Pittsburgh Pirates in 1993.

**Sonny Siebert • 1956-58**  
**Class of 2004**

An impact player in two sports for Mizzou, the St. Louis, Mo. native Sonny Siebert, lettered in basketball three years (1956-58) and one year in baseball (1958). He earned third-team All-American honors in baseball, as a first baseman in 1958 and was also an All-District V and All-Big Eight selection that season, as he helped lead MU to the championship game of the College World Series, where MU lost in 12 innings to Southern Cal, 8-7. Siebert was named to the all-time College World Series team for the decade of the 1950s. He tied for the team lead in home runs, with eight in 1958 and later signed with the Cleveland Indians in 1958, and played at the major league level with several teams as a pitcher.

**Ray Thorpe • 1965-67**  
**Class of 2004**

Ray Thorpe was a two-sport standout who was recruited to play football at Mizzou, but also later excelled in baseball, while also running indoor track for one season. The St. Louis, Mo. native was also the first African-American to play baseball for Mizzou and earned All-American honors in 1967 in baseball, after leading the Tigers in hits, triples, home runs, stolen bases and walks. He was named to the Missouri College Baseball Hall of Fame in 1967 and played on the USA's Pan-American baseball squad in 1966. Harvey was a game-breaker on the gridiron for Coach Dan Devine, playing a big role on the 1965 MU squad that eventually won the 1966 Sugar Bowl. He proved instrumental to the team during the year, as he provided numerous big plays, scoring touchdowns that won a game against Oklahoma State and forced a tie against UCLA. His TD against Oklahoma State was a 42-yard run on a lateral from Gary Kombrink, and accounted for the only score in a 7-0 MU win. Harvey's touchdown against UCLA was a scintillating 79-yard kick return that got MU back into the game after the Bruins had taken a 14-0 lead - the game ended in a 14-14 tie. After graduating from Mizzou in 1967, Thorpe coached high school football in the St. Louis area, and during his teaching and coaching tenure, he was influential in the decision of many students and athletes to attend Mizzou.

**Ron Cox • 1960-61**  
**Class of 2005**

Ron Cox was the first superstar shortstop in Mizzou Baseball history, who earned first-team All-American honors as a sophomore in 1960 after hitting .407 that season (the highest ever at the time by an All-American shortstop) and driving in a then-school record 36 runs. He became the first-ever sophomore in school history to earn first-team All-American honors and was featured on the cover of the 1961 Official NCAA Baseball Guide. Cox earned First-Team All-Big Eight honors in 1960, as well as First-Team All-District V honors that same year. An outstanding all-around athlete who also lettered on MU's basketball team in 1960, Cox was a part-time starter who was regarded as one of the better defensive players in the conference. He was instrumental in holding Nebraska star Hershel Turner below his scoring average in one game which helped lead to a Tiger victory. He was also offered a scholarship to play quarterback at Mizzou by coaches Frank Broyles and Dan Devine, but declined the offer to focus on baseball. Cox went on to sign with the St. Louis Cardinals in 1962 and played for nine years in the Cardinals and Pittsburgh Pirates organizations.

**Dave Harvey • 1962-64**  
**Class of 2008**

Dave Harvey was a highly-decorated and accomplished third basemen during one of the most successful stretches ever put together by Mizzou baseball. He was a first-team All-American as a third baseman in 1964, after being named a second-team All-American at third in 1963. Harvey was a driving force behind Tiger teams which advanced to three consecutive College World Series and won three straight Big Eight Conference championships in 1962, 1963 and 1964. He hit .312 as a senior in 1964 and tied for the team lead in home runs (3), while he led the team in hitting in 1963, at a .359 clip. Mizzou went 26-5-1 in 1964, winning the Big Eight and finishing as national runners-up at the College World Series, a year after going 25-8 in 1963 when they finished fourth at the CWS. The Tigers had a 22-7 record in 1962 and advanced to the CWS. Harvey was an All-Big Eight performer in both 1963 and 1964 while earning All-District honors in both 1962 and 1964.

**Ryan Fry • 1995-98**  
**Class of 2009**

Among the top offensive players in school history who holds numerous school career and season records. He was named a 2nd-team All-American after his senior season of 1998. A prolific offensive weapon who in near the top of MU career records list for hits (265), doubles (56), RBI (222), runs (223), extra base hits (106) and total bases (463), home runs (42) and slugging percentage (.589). His career batting average of .337 falls just shy of the MU career top-10 list. Hit .377 as a senior in 1998, with an MU-record 27 home runs, and drove in a career-high 78 runs. He holds MU single-season records in hits (92 in 1996) and home runs (27 in 1998) and hit .387 as a sophomore, when he set the MU single-season record with 92 hits in 1996. Fry was named 1st-team All-Big Eight for his efforts, and was one of three outfielders. A standout in the classroom who twice earned GTE/CoSIDA Academic All-American honors (1997 & 1998), and was also a three-time Academic All-Big 12 selection, as well (1996, 1997 & 1998). Fry is younger brother to former MU All-American wrestler, Shaon Fry, who was a 1999 inductee into the MU Intercollegiate Athletics Hall of Fame.



**1964 Team  
Class of 2009**

One of the most dominant teams in Mizzou athletics in any sport, finished the year as national runners-up, falling in the national title game to Minnesota. The 1964 team finished the year with a 27-5-1 overall record, including a perfect 19-0 record to claim Mizzou's 4th-straight Big Eight Title. The team led the nation in pitching, with a team earned run average of a miniscule 0.65 runs per game. This mark set the NCAA record at the time, and it still stands today as a record that might never be broken. The Tiger pitching staff was so dominant, it allowed one or zero runs in 21-of-33 games, including nine shutouts. In two games against Minnesota in the College World Series, Minnesota scored a total of two earned runs (MU won the first meeting, 4-1, but lost the championship game, 5-1). In the College World Series, beat Arizona State (7-0), lost a one-run game to USC (3-2), then beat Seton Hall (3-1), Minnesota (4-1) and Maine (2-1) before falling to Minnesota in the title game (5-1). Two members of the team – Dave Harvey and Keith Weber, were 1st-team All-Americans – both are individual inductees into the MU Hall of Fame. Nine members of the team were All-Big Eight selections, including four on the first team. Eleven members of the team went on to sign professional baseball contracts.

**Tom Heckman  
Class of 2011**

A dominant starter for some very good Mizzou baseball teams. He was an honorable-mention All-American pitcher (1981) for the Tigers who set numerous records during his time on the mound. Heckman won 10 games in three consecutive seasons (1979-80-81) and helped lead Mizzou to a Big Eight Conference championship in 1980. He completed his playing days holding Mizzou and Big Eight Conference records for career victories (36), and his 11 complete games in 1981 is also an MU single-season record. He led Mizzou in ERA in 1978 (1.94) and 1979 (2.33) and was an All-Big Eight selection his last two seasons (1980-81), and his 323.2 career innings pitched stood as the school record when he completed play. Heckman was also an outstanding student who was twice selected as an Academic All-American.

**Max Scherzer  
Class of 2011**

A St. Louis native who became one of the nation's most dominant pitchers in a stellar three-year career, helping elevate the Tiger program to elite status before moving onto the professional ranks where he is now among the best pitchers in Major League Baseball. He broke out as a sophomore in 2005 when he led the Big 12 Conference in ERA (1.86) and strikeouts (131) while breaking a 14-year old school record with his strikeouts and Won nine games that season, and was part of a combined no-hitter against Texas Tech on April 1, 2005. Scherzer was named the Big 12 Pitcher of the Year in 2005, and also claimed 2nd-Team All-American honors while being named 1st-Team All-Big 12 as well. He was a semifinalist in 2005 for the Clemens Award, which honors the top pitcher in the nation. The 2005 Tiger team won 40 games for the first time since 1991, and finished 4th in the Big 12 Conference, the team's highest league finish since 1996. He was selected 11th overall by the Arizona Diamondbacks in the 2006 MLB June Amateur Draft. Spanning over 11 years with the Diamondbacks, Detroit Tigers and Washington Nationals, he has already accumulated a Hall of Fame caliber career. He has captured three Cy Young awards (2013, '16-17) and finished among the award's top 5 in voting for an incredible six consecutive seasons (2013-18).

**Ian Kinsler  
Class of 2012**

Although he played only one season at Mizzou, Tiger Head Coach Tim Jamieson credits him with being a key figure in helping turn the program around, as he was instrumental in leading Mizzou back to the NCAA Tournament in 2003, after a six-year drought. That 2003 NCAA appearance started a string of seven-consecutive NCAA Tournament appearances for the Tiger program. After transferring to Mizzou from Arizona State and junior college, Kinsler batted .335 for Mizzou in 2003, and was third on the team with six home runs and 45 RBI. He also went 16-of-17 in stolen bases during the season, and was named 2nd-Team All-Big 12 for his efforts. Entering his 14th season in Major League Baseball, Kinsler has accumulated four All-Star awards (2008, '10, '12, 14), two Gold Gloves (2016, '18) and recently captured his first World Series title with the Boston Red Sox in 2018.

**Aaron Crow  
Class of 2013**

Established himself as one of the most feared pitchers in the nation during the late 2000s in a time of great success for Tiger baseball under Head Coach Tim Jamieson. During his junior season of 2008, Crow was arguably the most dominant pitcher in the game, as he won the Roger Clemens Award, given annually to the top pitcher in college baseball, in addition to being named a consensus 1st-Team All-American. His stats in 2008 were stellar - a perfect 13-0 record, an earned run average of 2.35, four complete-game shutouts and 127 strikeouts (10.65 per nine innings). Had a 43-inning scoreless streak during the 2008 season. After sitting out a year, later was again drafted in the first round (#12 overall) in 2009 by the Kansas City Royals. Made the Royals' opening day roster in 2011, and has been with the club ever since, logging 186 appearances. Crow won seven games in 2013 for the Royals, and was the club's lone All-Star during his rookie season of 2011.

**John Dettmer  
Class of 2014**

Mizzou's all-time career strikeout leader who was durable in addition to his flame-throwing achievements for hall of fame Coach Gene McArtor... Won honorable mention All-American honors in 1991 when he turned in one of the top individual pitching seasons in MU history... Won nine games that year, and struck out 127 batters in 120.0 innings while leading the team with a 2.63 earned run average in an time where bats were very lively... Finished his Tiger career with 374 strikeouts, which stands still as the most in program history, while his 332.0 career innings pitched ranks second to this day, and his 23 career wins are also eighth-most... Won All-Big Eight first-team honors in 1990, 1991 and 1992, as he led the Tigers in strikeouts each year, with 99, 127 and 123, respectively... Turned in 15 complete games during his career as he was a durable and dependable presence on the mound... Went on to become an 11th-round draft pick in the 1992 Major League Baseball Draft by the Texas Rangers, and eventually pitched in 12 games in the Majors.

**Tim Laudner  
Class of 2017**

An outstanding catcher for Mizzou who went on to a long-time successful Major League Baseball career with the Minnesota Twins, eventually becoming an American League All-Star, while playing a key role for the Twins' 1987 World Series Championship. Was a first-Team All-Big Eight selection in 1979 and was a member of the All-Big Eight Tournament team in both 1977 and 1978. Led Mizzou in batting in 1979, checking in at .378 that season, tallying a team-best 65 hits, while also leading the team with 19 doubles, seven home runs, 54 runs batted in and 40 walks. Was a third-round selection by the Twins in the 1979 MLB Draft, and went on to play nine seasons in the majors that saw him become an A.L. All-Star in 1988, when he hit .251 with 13 home runs, 18 doubles and 54 RBI. Hit 77 career home runs while driving in 263 runs during his time in the majors, and had a single-season best homer total of 16 in 1987. Played a key role in helping the Twins to the 1987 World Series title over the St. Louis Cardinals, as he hit .318 in the series, with a double, home run and four RBI. Had an on base percentage of .444 in the 1987 Series and scored four runs as the Twins took the Series in seven games. His homer came in game two during a six-run fourth inning for the Twins, who won that game, 8-4.

**15****Phil Bradley  
1979-81**

One of the most decorated athletes in Missouri annals, Bradley lettered in football at Missouri from 1977-81, and in baseball from 1979-81. A native of Macomb, Ill., Bradley quarterbacked the Tigers to three bowl games (1978 and 1980 Liberties and the 1979 Hall of Fame). He was a three-time Big Eight Conference Offensive Player of the Year and set the conference total offense record with 6,459 yards. He held Missouri records for passing and total offense, and played in two all-star games, the Hula and Japan Bowls, after his senior season. In baseball, he starred as an outfielder on Missouri teams which won the 1980 Big Eight championship and advanced to the 1980 and 1981 NCAA Tournaments. Bradley was All-Big Eight, All-District and All-America in 1981, when he hit .457. Bradley was also the 1980 Big Eight Tournament MVP when Mizzou won the championship. He held school records for career walks and on-base percentage and held five school records when he graduated. Bradley was drafted by the Seattle Mariners and played with them through 1987. He was named to the 1985 American League All-Star Team and hit a career-high 26 home runs that season. He also played with the Philadelphia Phillies, Baltimore Orioles and Chicago White Sox. He also played briefly in Japan.

**31****Max Scherzer  
2004-06**

A St. Louis native who became one of the nation's most dominant pitchers in a stellar three-year career, helping elevate the Tiger program to elite status before moving onto the professional ranks where he is now among the best pitchers in Major League Baseball. He broke out as a sophomore in 2005 when he led the Big 12 Conference in ERA (1.86) and strikeouts (131) while breaking a 14-year old school record with his strikeouts and Won nine games that season, and was part of a combined no-hitter against Texas Tech on April 1, 2005. Scherzer was named the Big 12 Pitcher of the Year in 2005, and also claimed 2nd-Team All-American honors while being named 1st-Team All-Big 12 as well. He was a semifinalist in 2005 for the Clemens Award, which honors the top pitcher in the nation. The 2005 Tiger team won 40 games for the first time since 1991, and finished 4th in the Big 12 Conference, the team's highest league finish since 1996. He was selected 11th overall by the Arizona Diamondbacks in the 2006 MLB June Amateur Draft. Spanning over 11 years with the Diamondbacks, Detroit Tigers and Washington Nationals, he has already accumulated a Hall of Fame caliber career. He has captured three Cy Young awards (2013, '16-17) and finished among the award's top 5 in voting for an incredible six consecutive seasons (2013-18). He has been selected an All-Star in six consecutive seasons (2013-18), posted 250-plus strikeouts in five-straight years and a sub-3.00 ERA in five of his past six campaigns.

**33****Gene McArtor  
1961-93**

As a player at Missouri, McArtor won All-Conference and All-District honors as a first baseman from 1961-63. He played on two Big Eight Conference championship teams and two squads which advanced to the College World Series. He served as team captain as a senior. He returned to MU as assistant baseball coach in 1969 after coaching and teaching at the high school level in his hometown, St. Louis. McArtor served in that role until 1974 when he succeeded John "Hi" Simmons as the Tigers' head coach. During his 21 years at the helm, McArtor compiled a 733-430-3 record and won Big Eight championships in 1976 and 1980. He guided six teams to the NCAA Tournament, coached 13 All-Americans and 41 all-conference players. McArtor served on the NCAA Baseball Committee from 1987-92, including two years as chairman, during a period of unprecedented growth for the CWS. A former president of the American Baseball Coaches Association, McArtor is a member of the ABCA Hall of Fame, the Webster Groves High School Hall of Fame and the St. Louis Amateur Baseball Hall of Fame. He was inducted into the MU Intercollegiate Athletics Hall of Fame in 1999 and will go into the Missouri State Sports Hall of Fame in 2007. After retiring as baseball coach, he continued to serve MU first at the Senior Associate Director of Athletics and then as director of project management. He also served as the interim director of athletics for several months in 1998. He currently is the NCAA National Coordinator for Baseball Umpires.

**34****John 'Hi' Simmons  
1937-73**

A native of Lancaster in the northeast part of Missouri, Simmons had a long decorated career at Missouri, as head baseball coach and a trusty football assistant to Don Faurot. In baseball, he coached from 1937 to 1973, posting a record of 481-294-3. His teams won 11 conference championships and the first NCAA title in school history in 1954. In all, he led Missouri to six appearances in the NCAA College World Series in Omaha, Neb. He coached 19 All-Americans, including nine first-team choices, 25 all-district and 37 all-conference players. A former president of the American Baseball Coaches Association, Simmons was inducted into the State of Missouri Sports Hall of Fame in 1977, and is also a member of the ABCA Hall of Fame.

**A**

Adair, Mark ..... 1988-91  
 Adler, Marcus ..... 1983-86  
 Admire, Nick ..... 2003-06  
 Akin, Aaron ..... 1996  
 Akmon, Chris ..... 2015  
 Alberts, Dennis ..... 1970-71  
 Alberts, Elliott ..... 1947-49  
 Albrecht, Doug ..... 1972-74  
 Alexander, \* ..... 1909  
 Alexander, Lowell ..... 1949-50  
 Alexander, Mark ..... 2002-04  
 Allen, Ryan ..... 2007-08  
 Ambs, Fred ..... 1980-83  
 Amelung, Bill ..... 1938  
 Ampleman, Ryan ..... 2009-11  
 Anderson, Barry ..... 1972-73  
 Anderson, Eric ..... 2011-14  
 Anderson, Luke ..... 2018  
 Angerer, Clarence ..... 1912-14  
 Anthony, Harold ..... 1924-26  
 Arndt, Gary ..... 2004-07  
 Ardinger, Horace ..... 1905  
 Asbury, A.E. .... 1895-96  
 Asbury, Wilburt ..... 1929, 1932  
 Ash, Konnor ..... 2018  
 Aslin, Ray ..... 1969-70  
 Atchison, Ben ..... 1898  
 Atkinson, Dick ..... 1951-52  
 Atkinson, Ted ..... 1949  
 Austin, Eric ..... 1987  
 Aycock, Bob ..... 1910

**B**

Bagby, Harry ..... 1903, 1905  
 Bailey, Dan ..... 1904  
 Baker, Bob ..... 1981-82  
 Ball, Nile ..... 2018  
 Ball, Steve ..... 1992-94  
 Balsamo, Johnny ..... 2016-17  
 Bane, Dan ..... 2000  
 Barbeck, Kyle ..... 2012  
 Barbour, Bill ..... 1951-52  
 Barner, Chester ..... 1932-33  
 Barnes, Brian ..... 1995-98  
 Barnes, Dustin ..... 1999-2000  
 Barth, Gary ..... 1987-88  
 Bartlett, Cole ..... 2016-17  
 Basham, Keith ..... 1974  
 Bastable, Jack ..... 1972  
 Bauer, Garrett ..... 2001  
 Beason, Joe ..... 1979  
 Beck, Otto ..... 1918  
 Beckmann, Bert ..... 1952-55  
 Bedell, Ian ..... 2018  
 Belfonte, Sal ..... 2012  
 Bell, Jay ..... 1996-98  
 Beer, Ralph ..... 1935, 1937  
 Beezley, Ted ..... 1935  
 Benak, Chris ..... 1983-86  
 Benes, Shane ..... 2015  
 Benson, Brian ..... 1996  
 Berler, Matt ..... 2017-18  
 Berry, J.A. .... 1897  
 Berger, Ian ..... 2007-09  
 Besheer, \* ..... 1909-11  
 Bilica, Brian ..... 2003

Biscan, Dave ..... 1982, 1984  
 Bishop, \* ..... 1925-26  
 Black, Scott ..... 1987-90  
 Blakely, \* ..... 1909  
 Blaseh, G.H. .... 1934-35  
 Bloemke, Tom ..... 1977-78  
 Blume, W.M. .... 1934  
 Blunk, Del ..... 1967-69  
 Bock, Doug ..... 1985-87  
 Boeger, Ross ..... 1950-52  
 Boehlow, Bob ..... 1948-49  
 Boenker, Don ..... 1951-53  
 Boenker, Kurt ..... 1967-69  
 Bogie, Mord ..... 1891  
 Bogie, R.S. .... 1891  
 Bohannon, Larry ..... 1962-63  
 Bollinger, Brad ..... 1982-85  
 Bond, Brett ..... 2015-18  
 Bond, Brock ..... 2006-07  
 Bone, Logan ..... 2015  
 Bonfoey, Lawrence ..... 1904-05  
 Booher, Lloyd ..... 1897-98  
 Boone, James ..... 2003-05  
 Bormet, Cade ..... 2018  
 Bormet, Roman ..... 1989-91  
 Bottonfield, Bill ..... 1972  
 Boyd, Bill ..... 1969-70  
 Boyd, V. .... 1934  
 Boyster, Luke ..... 2017  
 Brace, Penn ..... 1893-94  
 Bradley, Phil ..... 1979-81  
 Brainard, C.F. .... 1912-13  
 Brandes, Landon ..... 2000  
 Braun, John ..... 1931  
 Breck, C.G. .... 1924  
 Brewster, Steve ..... 1997  
 Bridges, Bob ..... 1928-30  
 Bridges, Rupert ..... 1927-29  
 Braud, Dustin ..... 2004-05  
 Broadhead, Harry ..... 1901-02  
 Brodbeck, Roger ..... 1959  
 Broderick, Dave ..... 1897-99  
 Broshuis, Garrett ..... 2002-04  
 Brown, Blake ..... 2011-12  
 Brown, Curt ..... 1974, 1976-78  
 Brown, Gary ..... 1967-68  
 Brumfield, Connor ..... 2016-18  
 Brumm, Harold ..... 1931  
 Bryant, George ..... 1916  
 Buchman, Tom ..... 1995-96  
 Buehler, Brad ..... 2008-11  
 Bumgardner, Bill ..... 1916  
 Bunker, Herb ..... 1923  
 Burton, Jerry ..... 1970  
 Bush, Alan ..... 1969

**C**

Caballero, Cosme ..... 2004-05  
 Callahan, John ..... 1895  
 Callier, Jeremy ..... 1995-98  
 Calvert, Kurt ..... 2007-08  
 Canterbury, Sam ..... 1918, 1920  
 Capp, Frank ..... 1907-09  
 Capp, Tom ..... 1913-15  
 Capron, Steve ..... 1968-70  
 Card, Jim ..... 1961-63  
 Carda, Pat ..... 1986-87

Carpenter, Bob ..... 1965-67  
 Carr, Blaine ..... 1941-42  
 Carr, Joel ..... 1936-38  
 Carter, Liam ..... 2016-17  
 Carter, Sam ..... 1929-31  
 Carton, Tom ..... 1903-05  
 Cartright, \* ..... 1899  
 Cassis, Luke ..... 1999-2002  
 Castle, \* ..... 1926-27  
 Chamberlain, Brent ..... 1994-95  
 Chambers, Derek ..... 2005-06  
 Chambliss, John ..... 1992-93  
 Champagne, Brannon ..... 2011-13  
 Charles, Donnie ..... 1994  
 Chettle, Al ..... 1966-67  
 Christman, Paul ..... 1938-39, 1941  
 Ciombor, Tom ..... 1984-87  
 Clark, Tim ..... 1986-88  
 Clark, Tyler ..... 2008-10  
 Clubb, Ryan ..... 2009-12  
 Cole, Michael ..... 2004  
 Cole, Terry ..... 1972-73  
 Coleman, Ron ..... 1966  
 Collins, Scott ..... 1979-81  
 Coleman, Trevor ..... 2007-09  
 Combs, Brant ..... 2006  
 Conaty, Brian ..... 1991  
 Conklin, Earl ..... 1942-43  
 Consentino, Al ..... 1946  
 Cook, \* ..... 1895  
 Cook, Ed ..... 1954-55  
 Cooper, Bob ..... 1957, 1959  
 Cooper, Isace ..... 1898-99  
 Cornelius, Chris ..... 2017-18  
 Cornell, Jeff ..... 1976-78  
 Cox, Buddy ..... 1953-55  
 Cox, James ..... 1947  
 Cox, Ron ..... 1960-61  
 Crane, Bill ..... 1940-41  
 Cravens, W.B. .... 1892-93  
 Crenshaw, Gene ..... 1949-51  
 Crim, Mike ..... 1969-70  
 Cross, Herb ..... 1936  
 Crow, Aaron ..... 2006-08  
 Crowley, George ..... 1896-97  
 Culbertson, Clint ..... 1994  
 Cullum, Isaiah ..... 2018  
 Culp, Nathan ..... 2004-06  
 Cummins, Ron ..... 1965-66  
 Cunningham, Bill ..... 1940  
 Cutright, Jerry ..... 1956  
 Cypret, Greg ..... 1975-78

**D**

Dabney, Lake ..... 2015  
 Dale, Logan ..... 1998-2001  
 Daleo, John ..... 1936-38  
 Danze, Tim ..... 1983-86  
 Davidson, Gary ..... 1935  
 Davis, Bo ..... 2002-04  
 Davis, Bob ..... 1950  
 Davis, Floyd ..... 1935-37  
 Davis, Henry ..... 1891  
 Davis, Jack ..... 1954-57  
 Davis, John ..... 1969  
 Davis, Russ ..... 1914-16  
 Del Rio, Alex ..... 2015-17

Dempsey, Dudley ..... 1901  
 Deneault, Conrad ..... 1967  
 Denman, Rod ..... 1973-75  
 Dennis, F.A. .... 1917-18  
 Denny, \* ..... 1922-24  
 Desch, Brian ..... 2001  
 Dessau, Erik ..... 2004-05  
 Dettmer, John ..... 1989-92  
 Dewey, Charles ..... 1895-98  
 Dickhans, Roger ..... 1971-73  
 Dickinson, Dick ..... 1952-54  
 Dieckmann, Ron ..... 1971-72  
 Diemar, Robert ..... 1911  
 Difani, Clarence ..... 1941-43  
 Dimitriades, Jim ..... 1941-42  
 Dippold, G.J. .... 1916-18  
 Doarn, James ..... 1930-31  
 Doerr, James ..... 1953-54  
 Doherty, Marquise ..... 2016  
 Doyl, H.S. .... 1897-98  
 Drennan, Tim ..... 1972-74  
 Dressler, Tim ..... 1987-88  
 Dryden, Walter ..... 1947-48  
 Dulle, Cameron ..... 2017-18  
 Duncan, Lindy ..... 1978-80  
 Dundee, Bob ..... 1972-73  
 Durst, Dan ..... 1982-83

**E**

Eader, Mike ..... 1965-66  
 Eades, Cary ..... 1982-83  
 Eatock, Bill ..... 1947-50  
 Eatock, Sam ..... 1946  
 Eberhard, Floyd ..... 1950-51  
 Edwards, Marshall ..... 1942  
 Edy, John ..... 1903-05  
 Ehlers, Cody ..... 2001-04  
 Eigelberger, Bob ..... 1946  
 Ellis, Tom ..... 1973-75  
 Embry, Webb ..... 1930-32  
 Emens, Jeff ..... 2009-12  
 Endicott, Drew ..... 2000  
 Englert, Roger ..... 1947-50  
 English, Jim ..... 1976-79  
 Entsminger, Harold ..... 1946, 1948  
 Epstein, Jake ..... 1997-99  
 Estes, Jim ..... 1961-62, 1964  
 Estes, Joe ..... 1907  
 Everett, Dillon ..... 2012-14

**F**

Fairbanks, Peter.....	2014-15
Fairbanks, Shane.....	1980-83
Farmer, Elliot.....	1931-32
Farmer, J.C.....	1915-17
Faron, Bob.....	1983-86
Faurot, Bob.....	1939
Faurot, Don.....	1923-24
Faurot, Fred.....	1930-32
Fawks, Marvin.....	1905-06
Fehr, Chris.....	1942-43, 1946
Feldcamp, Bernard.....	1930-31
Feldcamp, H.....	1927-29
Feldman, John.....	1946
Feltz, *.....	1899
Fewell, Wes.....	1999-2002
Fick, Kelly.....	2008-11
Ficklin, H.D.....	1921-23
Field, J.C.....	2005-06
Filip, Jake.....	1991-92, 94-95
Finlayson, S.....	1942-43, 1946
Fischer, Lee.....	2007
Fitzpatrick, Craig.....	1980
Fix, Phil.....	1982
Flanders, Brad.....	2003-04
Fleddermann, Wayne.....	1946
Fletcher, Chuck.....	1988-91
Flick, Clair.....	1940
Folgia, Greg.....	2007-09
Ford, Watson.....	1928
Foster, Bill.....	1971-73
Frampe, *.....	1895
Frampton, S.D.....	1928
Frankenfeld, W.E.....	1928
Frederickson, Wayde.....	1962
Frevert, Doug.....	1975
Frey, Evan.....	2005-07
Friedewald, Ed.....	1941
Friedrichs, Bill.....	1969-70
Frier, Jack.....	1947-50
Frisch, Paul.....	1969-71
Fruit, M.E.....	1929-31
Fruit, Roy.....	1931-32
Fry, Ryan.....	1995-98
Fulbright, Jack.....	1921
Fullerton, Rob.....	1994-95

**G**

Garcia, Eric.....	2010-12
Gargano, Ryan.....	2007-09
Garrett, Adam.....	2003
Garvin, Lee.....	1898-99
Gebhart, Ryan.....	2009-10
Gellman, Herb.....	1951-53
Gentry, Jim.....	1894
George, Chris.....	1998-99
Gibson, Kyle.....	2007-09
Gibson, Wilber.....	1908-09
Gieselmann, Alfred.....	1929-30
Giuliani, Chris.....	1994-96
Glitner, J.M.....	1917
Gleason, George.....	1954-55
Glendinning, Robbie.....	2017
Golson, John.....	1942-43
Gomez, Paul.....	2018
Goodrich, Griffin.....	2013-14

Goodwyn, Ron.....	1960
Gore, Abner.....	1902
Grace, John.....	1956
Graham, Frank.....	1940-42
Graves, *.....	1909
Graves, Brett.....	2012-14
Gray, Lawrence.....	1912-14
Gray, Vic.....	1936-37
Gray, Steve.....	2008-09
Greathouse, *.....	1923-25
Green, Herbert.....	1905
Green, Terry.....	1975
Greene, Gary.....	1991-94
Greer, Matt.....	1984-87
Gregg, Herb.....	1940-42
Griese, Wilbur.....	1939-40
Griffin, Bill.....	1966-68
Gromacki, Nolan.....	2016-17
Gross, Dave.....	1979, 1981-82
Grossman, Dave.....	1959
Gubelman, Jordan.....	2018
Guhman, John.....	1933-34
Gulick, Doug.....	1956-58
Gunby, Lloyd.....	1908
Gundlack, George.....	1907-09

**H**

Haas, Bob.....	1958-59
Haas, George.....	1918
Hackney, Ted.....	1911-12
Haferkamp, Jeff.....	1973-76
Hahn, Orel.....	1943
Hair, Noel.....	1939-40
Hall, Eugene.....	1910-12
Hall, Tom.....	1912-14
Halter, Bill.....	1935-36
Hanna, Zach.....	2018
Hamilton, Ralph.....	1902, 04-05
Hance, Bill.....	1981-83
Hankins, Jay.....	1954-57
Hankins, Mike.....	1976-79
Harbin, Bud.....	1958-59
Hardoin, Zack.....	2010-11
Haring, Arthur.....	1930
Harper, William.....	1910-11
Harris, Jon.....	2000
Harris, Trey.....	2015-18
Harrison, Forrest.....	1922
Harting, Bob.....	1949-51
Harutum, Jim.....	1929-31
Harvey, Dave.....	1962-64
Hatfield, A.....	1934-35
Hauptman, Joe.....	1968
Haverty, Mike.....	1993, 95-97
Hawkins, Darnel.....	1989-90
Hawkins, Richmond.....	1896-99
Hawkins, Tim.....	1988-89
Hay, John.....	1989, 1991-93
Hayden, Fred.....	1909-10
Hayes, Terry.....	1974-75
Hays, Charles.....	1891
Hays, Robert.....	1922-24
Heckman, Tom.....	1978-81
Heineman, Bud.....	1949-51
Heintzelman, Tim.....	1963
Hellmann, Justin.....	1996
Helm, Cyrus.....	1912-13

Helms, Trevor.....	2004-06
Helmreich, John.....	1911-13
Henderson, Carmin.....	1935-36
Henke, Arthur.....	1906
Henninger, Rich.....	1968
Henson, Kent.....	1954
Herborn, Dan.....	1956
Hereth, Ric.....	1977-80
Herrington, Jeff.....	1990
Hernandez, Jeremy.....	2003-04
Hicks, Scooter.....	2007-09
Hightower, Al.....	1976-79
Hilker, Glen.....	1968
Hill, Adam.....	1898-99
Hill, Danny.....	2003-04
Hill, Dave.....	1957
Hinkle, John.....	1891
Hirst, Bob.....	1969-71
Hobbs, Matt.....	2000-2002
Hochgrebe, Ralph.....	1957-59
Hodge, Robert.....	1892-94
Hoewing, Lloyd.....	1933-34
Hoffman, Russ.....	1941-42
Hogg, Robert.....	1914-16
Holder, Dave.....	1983
Hollrah, Orville.....	1965-66
Holovach, Blake.....	2012
Holst, Stephan.....	2007
Holt, Austin.....	2009
Hood, Gail.....	1942
Hook, Oliver.....	1946
Hoover, W.T.....	1999-2002
Hornback, Victor.....	1912-13
Houck, Tanner.....	2015-17
Howard, Lafayette.....	1939-40
Howard, Ryan.....	2014-16
Howard, Thomas.....	1896
Howze, H.....	1927
Huber, Carl.....	1920-21
Hudson, Ron.....	1995
Huge, Thomas.....	1941
Hulett, George.....	1960-62
Hunt, Michael.....	1993-95
Hunter, Mike.....	1961

**I**

Ice, Harry.....	1940-41
Ingold, Mitch.....	1986-89
Ingram, Grant.....	1991-94
Iseminger, Dan.....	1980-81
Ivory, Jake.....	2012-15

**J**

Jacks, Harry.....	1893-94
Jacoby, Fred.....	1903-04, 1906
James, Charlie.....	1957
James, Jace.....	2013-15
James, Justin.....	2002-03
James, Paul.....	1985
Jamison, Ryan.....	1997-99
Jarvis, C.J.....	2011
Jarvis, Robert.....	1894
Jaworowski, Aaron.....	1995-97
Jeffries, Bob.....	1940-41
Jenkins, Bobby.....	1960-62
Jenkins, John.....	1953
Jenkins, Thornton.....	1946

Jewett, E.W.....	1898-99
Jewett, William.....	1907
Johnson, Jim.....	1969
Johnson, Kyle.....	2003-04
Johnson, Roger.....	1982-84
Johnston, Andrew.....	2005
Jones, Edward.....	1899
Jordan, J. Glen.....	1925
Jordin, Clair.....	1906
Jorgensen, Brian.....	1993-96
Jorgenson, Ken.....	1933-35
Juras, Jim.....	1966-67

**K**

Kammer, Emil.....	1954-56
Kansteiner, H.....	1925-26
Kearney, James.....	1925
Keck, Mike.....	1991
Keefer, Lee.....	1957
Keeton, Kendall.....	2013-14
Kehr, Glenn.....	1939
Keirse, Harlan.....	1937-39
Keller, Clif.....	1921
Keller, Harold.....	1935, 1937-39
Kelly, Dylan.....	2013-14
Kercheval, Roy D.....	1911
Ketelsen, Mike.....	1997-99
Kieffer, Victor.....	1901-02
Kiler, Mitch.....	1998-2001
King, Greg.....	1988-90
King, Ron.....	1940
Kinsler, Ian.....	2003
Klaas, Don.....	1970-71
Klages, Jack.....	2015-16
Klaus, Harold.....	1937-39
Klein, Ed.....	1909-10
Klein, Howard.....	1932, 1935
Knight, John.....	1923
Knop, Kevin.....	1978-81
Koch, David.....	1960-61
Koeneke, Barry.....	1973-74
Krawczyk, Bill.....	1967
Kruse, John.....	1974-77
Kuechler, Bob.....	1936-37
Kuhlman, Hank.....	1957-58
Kurtz, Kent.....	1950-52



**L**

Lacy, Brent.....	2002-03
LaDue, Wade.....	1956-57
LaFleur, Russell.....	2010
Laffoon, Al.....	1960-61
Lally, Mike.....	1975-78
Lam, Robert.....	1920-21
L'Ange, Terry.....	1965-66
Lange, Tony.....	1975
Lannenbeck, Clyde.....	1949-51
Lapin, Jack.....	1931
LaPlante, Tyler.....	2018
Larsen, Greg.....	1983-84
Laskowski, Lee.....	2001-04
Laudner, Tim.....	1977-79
Lauer, Gil.....	1952
Lauer, Rob.....	1977-78
Laus, James.....	1926
Lavy, Zach.....	2014-16
Lawton, James.....	1934-35
Laws, G.....	1926-28
Leach, Frank.....	1896
Leaphart, Charles.....	1903
Lear, Gary.....	1967
Leavitt, Jim.....	1976-78
LeBlanc, Bryson.....	2005-06
LeCompte, Kevin.....	1984-87
Lee, *.....	1895
Lee, Ryan.....	2015-17
Lemons, Tom.....	1970
Leon, Nick.....	1974-76
Lester, Josh.....	2013-15
Lewis, A.J.....	207
Lewis, B.D.....	1907
Lewis, Claude.....	1958-60
Lewis, D.....	1924-25
Lewis, Earl.....	1927-29
Lewis, Eugene.....	1937
Lewis, Jerry.....	1924-25
Lewis, Steve.....	1958-60
Lewis, W.H.....	1891
Lhamon, Ruskin.....	1908-09
Liberto, Michael.....	2009-10
Liggett, E.C.....	1898
Lindstrom, Greg.....	1993-95
Lindstrom, Roger.....	1965-66
Lippman, Cyrus.....	1924-25
Lipscomb, *.....	1925
Little, Scott.....	1983
Little, William.....	1891
Littrell, Chopper.....	1992-93
Lollis, Ryan.....	2006-09
Lopez, Giovanni.....	2018
Loschke, Robert.....	1951
Love, Charles.....	1931
Loving, Jim.....	1966, 1968
Lowrence, Chas.....	1920-22
Lubeck, Barry.....	1966-67
Luecke, Larry.....	1958
Lumpe, Jim.....	1980-82
Lundgren, Tom.....	1967-69
Lundholm, Steve.....	1968

**M**

Mach, Conner.....	2009-12
Mach, Kyle.....	2007-09
Macciocchi, Grant.....	2016
MacMillan, *.....	1917
Madden, Steve.....	1961
Maddock, Jim.....	1979-82
Maglich, Terry.....	1974-75
Mahoney, Lafe.....	1894-95
Marquardt, John.....	1981-83
Marsalek, C.W.....	1924
Marsden, Bill.....	1939
Marshall, Victor.....	1910
Martin, Paul.....	1982-84
Mason, Charles.....	1936-38
Mason, R.R.....	1900
Massa, Keith.....	1993-96
Mathis, Doug.....	2005
Mathis, Ron.....	1978-80
Maurer, Mark.....	1978-81
McAlister, James.....	1895-97
McArtor, Gene.....	1961-63
McCastin, Frank.....	1899-1901
McCasland, Ralph.....	2000
McClain, Reggie.....	2015-16
McCormick, Phil.....	2009-11
McDaniel, Bob.....	1968
McDaniel, Chad.....	2018
McDannold, Carroll.....	1933
McDermott, Tom.....	1970-72
McFarland, Mike.....	1966-67
McGinnis, P.J.....	1999
McGraw, Michael.....	2012
McGuire, Kirby.....	2016-17
McGuire, Rich.....	1992-94
McKee, John.....	2004-07
McLagan, Garrison.....	2009
McLagan, Jack.....	1935
McLane, Stan.....	1920
McLemore, Clyde.....	1902
McMillan, Earl.....	1915-17
McMillen, Don.....	1948-49
McMurty, *.....	1901
McQueen, M.....	1925-27
Mehrer, Ed.....	1959-60
Mehrle, Robert.....	1928-29
Meinert, Ken.....	1967-68
Meives, John.....	1959, 1961
Mendelson, Harry.....	1935
Mense, Hunter.....	2004-06
Messick, Harry.....	1918, 1920
Meyers, Bob.....	1958, 1960
Meyhoff, Jason.....	1992-94
Meyr, Rex.....	2008
Miles, Carl.....	1938-40
Miles, John.....	2012-15
Millhouse, Steve.....	1980
Miller, Denver.....	1932-34
Miller, Don.....	1957, 1959
Misner, Kameron.....	2017-18
Mitchell, Jim.....	1975
Moeller, Bunky.....	1988-91
Moffo, Mike.....	1975-76
Moheskey, Bob.....	1953
Mompierre, Nelson.....	2017
Mondrella, Bill.....	1989-92
Monroe, Art.....	1929-31

Monroe, Ralph.....	1952
Montes De Oca, Bryce.....	2015, 17-18
Moody, Kurt.....	1979-82
Moore, Dave.....	1969
Moore, Griffin.....	1997-98
Moran, John.....	1946-48
Morgan, Charles.....	1916-17
Morgan, Eldon.....	1954-56
Morgan, F.B.....	1901
Morgan, John.....	1972
Morris, Edwin.....	1917-18
Morrow, Sam.....	1907-09
Morton, John.....	1943
Moseley, Todd.....	1989
Mosley, William.....	1996
Mossman, Burr.....	1898-99
Mueller, Andrew.....	2009
Mueller, Herbert.....	1931-32
Munro, Mike.....	1989-92
Munson, Case.....	2012-15
Murashige, Tadao.....	1942
Murphy, Leo.....	1922
Murray, Arthur.....	1936-37
Murrey, Bob.....	1949-50
Musgrave, Bob.....	1954-56
Musgraves, Dennis.....	1964

**N**

Nee, Daniel M.....	1909
Neff, Phil.....	1989-92
Nelson, Ian.....	2016-17
Nelson, Jim.....	1964
Netherland, Charles.....	1926
Nevers, Earnie.....	1958
Nevins, Preston.....	1941-43
Newman, C.E.....	1926-28
Newman, John.....	1903-06
Newton, Abel.....	2002
Nicholas, Brett.....	2010
Nichols, Robert.....	1900
Nivens, Matt.....	1994-97
Northcutt, Art.....	1903-05
Nunn, Tom.....	1970-71

**O**

O'Donoghue, John.....	1958-59
O'Neill, Greg.....	2005
O'Reilly, Richard.....	1921-22
Opel, Dane.....	2010-13
Orf, Gene.....	1960-61
Ortiz, Tony.....	2018
Oth, Ray.....	1932
Otto, Dave.....	1983-85
Owens, Allen.....	1915-17
Owsley, Harvey.....	1901

**P**

Pace, Jim.....	1965
Palfreyman, George.....	1913-15
Painter, Armaan.....	2017
Parker, Mike.....	1985-86
Parker, Taylor.....	2003-06
Passer, Bernard.....	1932
Pasternak, Steve.....	1973
Patchett, John.....	1951-52
Patchin, Steve.....	1969-70
Patek, Mark.....	1983-86

Paterson, Aaron.....	2002
Patton, Paul.....	1933-34
Payne, Robert.....	1960
Pearson, Logan.....	2013-15
Peel, Brett.....	2014-15
Perkins, Russ.....	1982, 1984-86
Peterson, Bill.....	1935
Peterson, Rich.....	1961-63
Pfaustch, Mike.....	1978-80
Pferrer, Cameron.....	2018
Phillips, Robert.....	1949-51
Phillips, Ryan.....	2013-14
Pickernell, Jim.....	1971-72
Pickett, Ryan.....	1999-2000
Piechocinski, John.....	1974-77
Pierson, Larry.....	1986-87
Pietroburgo, Dan.....	2005-08
Pietroburgo, Rob.....	1976-78
Pinkowski, Tim.....	1988-90
Pittenger, Jon.....	1986-89
Pittman, Neil.....	1969
Plackis, Andreas.....	2010-12
Platts, Branadon.....	2012
Plassmeyer, Michael.....	2016-18
Podjenski, Matt.....	1996
Potthoff, Mike.....	1987-89
Powers, Steve.....	1987-90
Prehn, William.....	1936
Price, Bob.....	1962-64
Priday, Jacob.....	2005-08
Propst, Kurt.....	2000-2002
Pruett, Hubert.....	1921

**Q**

Quick, Paul.....	1922-23
Quiereaux, Ken.....	1941-43
Quintanilla, Patrick.....	2012

**R**

Rallo, John.....	1985
Rallo, Michael.....	1997-2000
Rallo, Nick.....	1983-86
Rallo, Ryan.....	2001-04
Rash, Alec.....	2013-14
Reagan, Judge.....	1923-25
Reddan, Bill.....	1950-51
Reeves, Folk.....	1926
Regan, *.....	1923
Reilly, Dan.....	1960-62
Reisdorf, Rich.....	1988-91
Reppy, George.....	1906
Reshkin, S. Jerome.....	1946
Reynolds, Brett.....	2006
Richmond, Todd.....	1985-86
Ring, Jake.....	2014-16
Rider, Victor.....	1906-10
Robben, Bob.....	1964-66
Roberson, Tyrone.....	2003-
Roberts, Lacy.....	1920, 1922-23
Robertson, Chris.....	1991-94
Robinson, Richard.....	1927
Rodriguez, Lee.....	1991-92
Rogers, Mike.....	1984-87
Roper, Derek.....	2002-03
Rosenheim, Jerry.....	1950
Ross, Bill.....	1956
Ross, Dusty.....	2011-12



Rothermel, Dave..... 1973-74  
Rothwell, Wade..... 1901-02  
Roughton, Jody..... 2002  
Rudanovich, Dan..... 1964-65  
Ruopp, Graham..... 2016  
Russell, Jim..... 1960  
Russo, Tony..... 1987  
Rust, Gary..... 1954-55

**S**

Salisbury, Eugene..... 1906-07  
Samples, Alex..... 2017-18  
Sanderson, David..... 1993-94  
Sansone, Pete..... 2000-01  
Santo, Jesse..... 2010-11  
Saulich, Steve..... 1980  
Saunders, William..... 1910-11  
Sawers, Richard..... 1936  
Scardino, Jeff..... 2010-11  
Schaberg, Ben..... 1933  
Schaff, Bernard..... 1927-29  
Scherzer, Max..... 2004-06  
Schieber, T.J..... 2008  
Schmidt, Jonah..... 2008, 2010-11  
Schmidt, Rob..... 1976-77, 1979  
Schnieders, Brent..... 1990-92  
Schnurbusch, John..... 1986-88  
Schoonmaker, Jerry..... 1953-54  
Schoonmaker, Robert..... 1953  
Schwaab, Andrew..... 2014-15  
Schweiger, Irl..... 1925-26  
Schwieder, Nick..... 1996-98  
Scowcroft, John..... 1959-60  
Seal, Tom..... 1965-66  
Senne, Aaron..... 2007-10  
Sevcik, Jim..... 1962-64  
Sevcik, John..... 1962-64  
Segovia, Shane..... 2013-14  
Seymour, Bryan..... 1994-97  
Sharp, Brian..... 2016-18  
Sharp, Steve..... 1967  
Sheetz, Bob..... 1969-70  
Sheiber, Herb..... 1937-38  
Shellenback, Frank..... 1976  
Shepard, James..... 1953  
Shepard, Preston..... 1949  
Shipman, Andy..... 2003  
Shoaff, Ty..... 2016-17  
Shockey, Steve..... 1975-78  
Shockley, Chris..... 1992-94  
Shy, Ron..... 1965  
Sickel, Todd..... 1954-55  
Siebert, Sonny..... 1958  
Sieck, Ron..... 1962  
Siegel, Tim..... 1990-93  
Sigman, Ken..... 1965  
Sikkema, T.J..... 2017-18  
Silvestri, Dave..... 1986-88  
Simmons, John Jr..... 1963-64  
Simpson, Lee..... 1921  
Slavin, Dave..... 1985-88  
Sloman, Neil..... 1969-70  
Slusher, Clyde..... 1916-18  
Smith, Bob..... 1948-50  
Smith, Clyde..... 1924  
Smith, Myles..... 2011  
Smith, Sam..... 1933

Sneed, Marshall..... 1937-39  
Soffer, Larry..... 1953  
Sommerfeld, Scott..... 2011-13  
Southerland, Steve..... 1979-82  
Spencer, Bill..... 1940-42  
Spinks, Robert..... 1946-48  
Spreckels, Dave..... 1981-84  
Stamer, Jim..... 1940-41  
Stark, Gavin..... 2012  
Starr, Gary..... 1958-60  
Steele, Keaton..... 2013-14  
Stegall, Ryan..... 1999-2001  
Stehr, Paul..... 1956-58  
Steimach, Ed..... 1938  
Steinmetz, Mark..... 1989-90  
Steinmeyer, John..... 1933-34  
Stemmons, Glen..... 1917  
Stephenson, Gene..... 1965-67  
Steuber, Robert..... 1941, 1943  
Stewart, Norm..... 1954-56  
Stine, Justin..... 1996-99  
Stites, Matt..... 2011  
Stone, \*..... 1909  
Stroud, Jack..... 1963-65  
Stroud, Mike..... 1964-65  
Stroupe, Rudy..... 1966-68  
Sullivan, Lyle..... 1940  
Summers, Paul..... 1979-82  
Sunderwirth, Roy..... 1925-27  
Swearinger, Orsen..... 1896-97  
Swenolt, Victor..... 1953  
Swift, Scott..... 1991-94  
Swofford, \*..... 1925-27

**T**

Taylor, Bill..... 1986  
Taylor, Fred..... 1922-24  
Taylor, Zane..... 2003-06  
Teeme, Robert..... 1941  
Tensing, Ben..... 1972-73  
Tepesch, Nick..... 2008-10  
Terrell, Jeff..... 1995-97  
Terry, Norman..... 1923-24  
Tetelboin, Felipe..... 2001-2002  
Thiel, Mark..... 1974-76  
Thigpen, Andrew..... 2008-11  
Thomas, Jim..... 1972-74  
Thompson, Jay..... 1994  
Thomure, Bob..... 1968-69  
Thorpe, Roy..... 1965-67  
Thurman, Bill..... 1938  
Tietze, Irving..... 1935-36  
Tingler, Jayce..... 2000-03  
Todd, Bill..... 1970-71  
Todd, Bob..... 1968  
Toelken, Andy..... 2017-18  
Toft, Bo..... 1957-58  
Towe, Justin..... 1993-96  
Trayner, John..... 1927  
Tribby, Austin..... 2014-16  
Truscheit, Robert..... 1943  
Turner, Ben..... 2011-12  
Turney, Dave..... 1977  
Tye, Bobby..... 1986-88  
Tyson, Torre..... 1995-98

**U**

Uhrhan, Kevin..... 1985-88  
Ulmer, Walter..... 1950  
Uriarte, Ray..... 1953, 1957-58

**V**

Vandaveer, Charles..... 1932-33  
Vandiver, James..... 1908  
Van Iten, Dave..... 1984  
Vansell, Jerry..... 1992-95  
Verlin, Ted..... 1948  
Vierling, Mark..... 2018  
Visina, Mike..... 1984-85  
Vitello, Tony..... 2001-02  
Vogel, Curt..... 1937-38  
Volz, Wilbur..... 1948

**W**

Wachter, Bob..... 1950  
Wackerle, Herbert..... 1946-48  
Wackher, Ken..... 1939-40  
Waechter, Jim..... 1937-38  
Wagner, Norman..... 1931-33  
Walk, Warren..... 1946  
Walsh, Jake..... 2012-13  
Warden, Henry..... 1997  
Warner, J.R..... 1998-2000  
Washer, Charles..... 1900-01  
Water, \*..... 1924-25  
Weary, Rodney..... 1992-93  
Webber, Glen..... 1933  
Weber, John..... 1983-84  
Weber, Keith..... 1963-64  
Weiss, Mick..... 1999-2002  
Wendel, Mark..... 1973-74  
Wendte, Travis..... 2002-06  
Werner, Jim..... 1975-78  
Whitaker, Ralph..... 1967-68  
Whitbread, E.M..... 1920  
White, Jay..... 1993-96  
Whitehead, Murray..... 1922  
Whiteman, Sam..... 1924-26  
Whitesides, Bruce..... 1975-77  
Wiesner, Rich..... 1981-84  
Wikoff, Lester..... 1914-15  
Wild, Tom..... 1974, 1976  
Wilfong, Nick..... 1998-2000  
Williams, Breckin..... 2013-15  
Williams, Jason..... 1998  
Williams, Jon..... 1998-2001  
Williams, Kyle..... 1928-30  
Williams, Tyler..... 2003-05  
Williams, Walt..... 1920-22  
Willingham, John..... 1953  
Wilson, Aaron..... 1998-99  
Windle, Willis..... 1925-26  
Winkler, Joe..... 1990-91  
Wise, J.S..... 1909  
Woelbel, Ed..... 1977-80  
Womack, Bard..... 1988-90  
Woods, Gary..... 1963-64  
Woods, Pete..... 1976-77  
Woolsey, Claude..... 1913-14  
Wren, Lowe Jr..... 1951-52  
Wynn, Lee Roy..... 1953-55  
Wyrick, Chris..... 1990-93

**Y**

Yaeger, Ray..... 1993-95  
Yant, George..... 1900-01  
Young, Charles..... 1973  
Young, Howard..... 1934  
Young, Robert..... 1943  
Yuengel, Ryan..... 2012

**Z**

Zagone, Rick..... 2006-08  
Zastrzyn, Rob..... 2011-13



Air Force .....	3-1
Alcorn State .....	2-0
Alabama .....	7-6
<b>Alabama A&amp;M .....</b>	<b>3-0</b>
Appalachian State .....	3-0
<b>Arkansas .....</b>	<b>31-26-1</b>
Arkansas-Little Rock .....	2-2
Arkansas-Pine Bluff .....	16-1
<b>Arkansas State .....</b>	<b>20-8</b>
Akron .....	1-1
Arizona .....	0-4
Arizona State .....	3-4
Auburn .....	12-5
Albany .....	0-1
Baker .....	2-1
Ball State .....	5-2
Baylor .....	26-33-1
Boston College .....	0-1
Bowling Green .....	3-0
Bradley .....	18-9
Brigham Young .....	0-2
Brown .....	1-0
Buffalo .....	5-0
Cal .....	1-2
Cal-Los Angeles .....	2-1
Cal Poly .....	3-2
Cal-Riverside .....	1-1
Cal State-Bakersfield .....	2-0
Cal State-Fullerton .....	0-4
Cal State-Irvine .....	1-0
Cal State-Northridge .....	2-1
Campbell .....	0-1
Centenary .....	3-0
Central Florida .....	2-1
Central Methodist .....	22-2
<b>Central Arkansas .....</b>	<b>2-2</b>
Central Michigan .....	7-2
Central Missouri .....	36-8-1
Charleston Southern .....	1-0
Charlotte .....	4-3
Chicago State .....	6-0
Cincinnati .....	0-1
Cleveland State .....	3-0
Coastal Carolina .....	2-0
College of Emporia .....	0-1
Colorado .....	46-25-1
Colorado State .....	2-0
Columbia .....	1-0
Connecticut .....	1-0
Cornell .....	1-0
Creighton .....	7-4
Dallas .....	3-0
Dallas Baptist .....	1-0
Drake .....	5-1
Drury .....	2-0
East Tennessee State .....	0-1
Eastern Illinois .....	8-0
Eastern Kentucky .....	3-1
Eastern Michigan .....	15-3
Evangel .....	1-0
Evansville .....	2-1
<b>Florida .....</b>	<b>4-20</b>

Florida Atlantic .....	1-0
Florida International .....	6-1
Florida Southern .....	4-4
Fontbonne College .....	1-0
Fresno State .....	1-1
Furman .....	1-0
Garnder-Webb .....	1-0
<b>Georgia .....</b>	<b>9-9</b>
Gonzaga .....	2-5
Harris-Stowe (Mo.) .....	1-0
Harvard .....	1-1
Hawaii .....	1-1
High Point .....	2-1
Hostra .....	4-0
Holy Cross .....	3-2
Honolulu .....	1-1
Houston .....	1-1
Illinois .....	14-14
Illinois-Chicago .....	13-4
Illinois State .....	6-1
Illinois Wesleyan .....	1-1
IPFW .....	0-1
Indiana .....	4-4
Indiana State .....	13-6
Iona .....	4-0
Iowa .....	28-13
Iowa State .....	171-84-3
Ithaca .....	0-1
Jackson State .....	2-0
Jacksonville .....	1-0
Jacksonville State .....	3-0
Kansas .....	215-132-2
<b>Kansas State .....</b>	<b>168-113-1</b>
Kennesaw State .....	1-0
<b>Kentucky .....</b>	<b>7-9</b>
Kent State .....	1-0
Knox College .....	2-5
La Salle .....	3-0
Lafayette .....	1-0
Lamar .....	5-1
LeMoyne .....	4-1
Liberty .....	1-1
Lincoln (Mo.) .....	11-1
Lindenwood College .....	2-0
Louisiana-Lafayette .....	0-2
Louisiana-Monroe .....	5-0
<b>Louisiana State .....</b>	<b>1-14</b>
Louisville .....	1-3
Loyola Marymount .....	1-1
Maine .....	1-0
Maryville .....	1-0
Massachusetts .....	1-0
McNeese State .....	0-1
Memphis .....	5-12
Miami .....	1-1
Michigan .....	8-4
Michigan State .....	3-0
Middle Tennessee State .....	1-1
Minnesota .....	6-6
<b>Mississippi .....</b>	<b>8-10</b>
Mississippi State .....	2-9

Mississippi Valley State .....	3-0
Missouri Baptist .....	5-1
Missouri-Rolla .....	18-2
Missouri-St. Louis .....	30-6
<b>Missouri State .....</b>	<b>28-29</b>
Missouri Southern .....	5-1
Missouri Valley .....	2-0
Missouri Western .....	29-3
Monmouth .....	1-0
Morehead State .....	1-0
<b>Murray State .....</b>	<b>9-8</b>
Navy .....	2-0
Nebraska .....	148-107-1
Nebraska-Omaha .....	3-0
Nevada .....	4-3
Nevada-Las Vegas .....	1-2
New Mexico .....	5-2
New Mexico State .....	2-0
New Orleans .....	2-6
Nicholls State .....	1-3
North Carolina .....	0-3
North Carolina State .....	0-2
North Carolina-Wilmington .....	2-1
North Dakota .....	8-0
North Dakota State .....	4-0
<b>Northeastern .....</b>	<b>2-2</b>
Northern Illinois .....	0-1
Northern Iowa .....	13-4
Notre Dame .....	1-1
<b>Northwestern .....</b>	<b>3-2</b>
Northwestern State .....	1-1
NW Missouri State .....	29-2
Ohio State .....	1-1
Oklahoma .....	107-151-1
Oklahoma State .....	83-139
Old Dominion .....	1-0
Oral Roberts .....	11-7
Oregon State .....	0-3
Penn State .....	1-0
Pepperdine .....	4-5
Pittsburgh .....	1-0
Portland .....	6-1
Princeton .....	1-1
Purdue .....	4-5
Quincy University .....	2-0
Radford .....	1-0
Rice .....	2-4
Rider .....	1-0
Rockhurst .....	6-1
Rollins .....	1-1
<b>Saint Louis .....</b>	<b>73-17</b>
St. Olaf .....	1-0
Sam Houston State .....	2-1
San Diego .....	1-2
San Diego State .....	2-1
San Francisco .....	1-4
San Jose State .....	1-1-1
Santa Clara .....	0-1
Seton Hall .....	4-2
South Alabama .....	2-1
<b>South Carolina .....</b>	<b>7-14</b>
South Dakota .....	2-0

<b>South Dakota State .....</b>	<b>3-0</b>
Southeast Louisiana .....	3-0
<b>Southeast Missouri .....</b>	<b>23-13</b>
Southern California .....	0-5
SIU-Carbondale .....	14-15
<b>SIU-Edwardsville .....</b>	<b>17-4</b>
Southern Methodist .....	1-1
Southern Mississippi .....	6-9
Southern Baptist .....	3-0
Southwest Baptist .....	1-0
Stetson .....	2-0
Temple .....	2-0
<b>Tennessee .....</b>	<b>12-6</b>
Tennessee-Martin .....	1-0
Texas .....	30-34
<b>Texas A&amp;M .....</b>	<b>36-50</b>
Texas A&M Corpus Christi .....	3-1
Texas Christian .....	4-6
Texas Lutheran .....	1-0
Texas-Pan American .....	3-16
Texas State .....	4-0
Texas Tech .....	30-24
Toledo .....	4-0
Trinity .....	2-5
Truman State .....	32-5
Tulane .....	3-12
Tulsa .....	8-2
UMBC .....	3-0
Utah .....	2-4
U.S. International .....	1-0
Valparaiso .....	1-0
<b>Vanderbilt .....</b>	<b>3-17</b>
Virginia Tech .....	0-1
Wake Forest .....	1-2
Washburn .....	2-1
Washington .....	6-2-1
Washington (Mo.) .....	52-28
Washington State .....	1-1
West Texas State .....	1-0
Western Carolina .....	1-0
Western Illinois .....	22-5
Western Kentucky .....	0-2
Western Michigan .....	4-1
Westminster .....	34-7
Wichita State .....	6-4
William Jewell .....	13-1
William Penn .....	1-0
William Woods .....	3-0
Winthrop .....	1-1
Wisconsin .....	0-2
Wisconsin-LaCrosse .....	2-0
Wisconsin-Milwaukee .....	4-4
Wisconsin-Oshkosh .....	4-0
Wyoming .....	4-1
Xavier .....	2-1
Youngstown State .....	11-3

*\*BOLD denotes 2019 opponent*