



# SHOW ME

GAME 1

2018 MIZZOU FOOTBALL GAME NOTES

Columbia, Mo.

3:00 PM (CT)

Memorial Stadium (61,000)

SEC Network (alt)

MIZZOU

### MIZZOU TIGERS

Record 7-6, 4-4 SEC (2017)

Head Coach Barry Odom (3<sup>rd</sup>)

Career Record 11-14 | 6-10 SEC

OC: Derek Dooley (booth)

DC: Ryan Walters (field)

2017 Scoring Off | Def 37.5 | 31.8

2017 Total Off | Def 502.2 | 414.1

2017 Rushing Off | Def 193.5 | 159.6

2017 Passing Off | Def 308.6 | 254.5

2017 Time of Possession 25:01

2017 Red Zone 48-of-53 (91%)

2017 3<sup>rd</sup> Down 78-of-173 (45%)

### UT MARTIN SKYHAWKS

Record 6-5, 4-4 OVC (2017)

Head Coach Jason Simpson (13<sup>th</sup>)

Career Record 78-59 | 61-36 OVC

OC: Kevin Bannon

DC: Jordan Hankins

2017 Scoring Off | Def 19.6 | 14.3

2017 Total Off | Def 297.7 | 273.8

2017 Rushing Off | Def 136.7 | 113.9

2017 Passing Off | Def 161.0 | 159.9

2017 Time of Possession 32:44

2017 Red Zone 27-of-40 (68%)

2017 3<sup>rd</sup> Down 58-of-156 (37%)

UT MARTIN

## FULL MEDIA INFORMATION



### SEC NETWORK ALTERNATE

#### CHECK LOCAL LISTINGS

PBP: Mark Neely

ANALYST: Barrett Jones

REPORTER: Alex Corrdry



### TIGER RADIO NETWORK

XM: 191 | SIRIUS: 113

PBP: Mike Kelly

ANALYST: Howard Richards

SIDELINE: Chris Gervino

## STORY LINES

- ▶ **THE MATCHUP:** Mizzou Football opens its 128<sup>th</sup> season this Saturday as it welcomes Tennessee Martin of College Football's Championship Subdivision for a 3 p.m. (CT) kickoff at Memorial Stadium. The game is set to air on SEC Network (alternate).
- ▶ **MIZZOU SEASON OPENERS:** In its previous 127 season openers, Mizzou has won more than two-thirds of them, going 82-40-5 all-time (66.5%). Included in that win total was a 14-year win streak in season openers, but that string was broken in 2016 when the Tigers faced a tough test opening on the road at West Virginia, falling by a 26-11 count.
- ▶ **MIZZOU IN HOME OPENERS:** In home openers, Mizzou's all-time record is a tick better, with an overall mark of 92-31-4 (74%), and that includes an active home opener win streak of 12, dating back to a 45-35 loss to New Mexico in 2005. Mizzou won last year's home openers vs. in-state foe Missouri State, 72-43.
- ▶ **MIZZOU IN MEMORIAL STADIUM OPENERS:** Since 1926, when Memorial Stadium opened, Mizzou is 62-27-3 all-time in home openers (69.0%), and it has won 19-of-21 dating back to 1997.
- ▶ **VS. FCS TEAMS:** Mizzou is a perfect 17-0 against FCS teams in its history. In Mizzou's last 14 games against FCS opponents, the Tigers have outscored their foes by an impressive 728-to-139 margin, good for an average score of 52.0-to-9.9 in such games. This is the first meeting between Mizzou and UT Martin.
- ▶ **KEEP IT ROLLING:** Mizzou enters the third season under head coach Barry Odom trying to 'keep it rolling' after winning its final six regular season games a year ago to earn a spot in the Texas Bowl, the first bowl appearance under Coach Odom. He became just the fifth Mizzou coach to take a team to a bowl by year two of his tenure and the first to do so since Warren Powers did so during his first season in 1978.
- ▶ **MORE ON LAST YEAR'S STREAK:** Since 2000, no team in SEC history that started 1-5 finished with more than three wins, meaning Mizzou is the first SEC team this century to start 1-5 and even get to four wins, not to mention seven that it finished with a year ago. Mizzou has started 1-5 or 0-6 in just 10 years of its storied history and had never won more than four games in one of those seasons until last year. In eight of the previous other nine seasons, Mizzou earned no more than three wins and won just one game in four of those seasons. Mizzou was just the 13<sup>th</sup> team in FBS history to start 1-5 and make a bowl game. The last Power 5 team to do so was Texas Tech in 2012. The only SEC team to ever start 1-5 and qualify for a bowl was the 1983 Ole Miss team that wound up in the Independence Bowl, but lost to Air Force, 9-3. Mizzou is the first SEC team to start league play 0-4 and finish 4-4.
- ▶ **A LOADED OFFENSE:** Mizzou returns 10 starters on an offense that led the SEC and ranked eighth nationally in total offense (502.2 yards per game) and 14th nationally in scoring offense (37.5 points per game). With 10 starters back, Mizzou returns nearly 58 percent of its rushing yards from a year ago (1,447 of 2,516) and gets a healthy **Damarea Crockett** back, who was the team's starter at the spot of the first seven games before a shoulder injury sidelined him for the rest of the year. Mizzou also returns all of its 4,012 passing yards and 2,445 of 4,012 receiving yards (61 percent).
- ▶ **#H3ISMAN:** The key returning cog in Mizzou's loaded offense is senior QB **Drew Lock**, who turned down a chance to enter the NFL Draft to return to Mizzou for his senior season. Lock turned in one of the most prolific seasons in school and SEC history a year ago, thanks to his record-setting 44 passing touchdowns, breaking the single-season record for both, and a total which also led the nation in 2017. He ended the season with 3,964 yards on 242-of-419 passing and his season passing efficiency mark of 165.67 broke the Mizzou single-season record of 159.4 set in 2008 by Chase Daniel, and it ranked as the nation's fourth-best for the season. Lock also led the SEC in several other statistical categories, including passing efficiency, passing yards, total offense, passing yards per game (304.9 avg.), yards per completion (16.38 - also a nation-leading mark) and points responsible for (270). Most importantly, Lock will be remembered as the leader of a team that rebounded from a 1-5 start to post six-straight wins to close the regular season and reach a bowl game for the program's first time since 2014. In Mizzou's six-game win streak, his numbers were ridiculous - a touchdown-to-interception ratio of 26-to-5, an efficiency rating of 193.76, as he averaged 328.7 yards per game while completing 63.2 percent of his passes (117-of-185) during the stretch. He had at least three TD passes in all six wins during that stretch. Lock is on five preseason award watch lists and has been labeled as a Heisman Trophy candidate by many national pundits. In addition, NFL Draft experts have him on a short list of players who could be the first QB selected in next year's draft.
- ▶ **CROCKETT RETURNS:** Lock will have a dual-headed rushing attack joining him in the backfield in 2018, highlighted by the return of former 1,000-yard rusher **Damarea Crockett**, who missed the final six games of 2017 with a shoulder injury suffered at Georgia, despite being on pace for likely a second consecutive 1,000-yard season. As a true freshman in 2016, Crockett took the SEC by storm and set Mizzou freshman records for rushing yards in a season (1,062), rushing yards in a single game (225), rushing touchdowns in a season (10) and tied the school record with four rushing TDs in a single game vs. Middle Tennessee (10/22). He finished the 2016 season ranked sixth in the SEC in rushing yards per game (105.8), tops among SEC freshmen. His 7.3 yards per carry ranked third among all qualified rushers in SEC games and tops among freshmen and he led the nation's freshmen in rushing (96.5 yards per game). To put Crockett's production into perspective that year, he was the first SEC true freshman to rush for more than 1,000 yards since both Georgia's Nick Chubb and LSU's Leonard Fournette did so in 2014. Both of those players are now in the NFL.

## 2018 RESULTS (0-0, 0-0 SEC)

DATE	MIZ	OPP	OPPONENT	TV	TIME CT
S 1			UT Martin	SEC Network (alt.)	3 PM
S 8			Wyoming	ESPN2	6 PM
S 15			at Purdue	Big Ten Network	6:30 PM
S 22			Georgia	TBD	TBD
O 6			at S. Carolina	TBD	TBD
O 13			at Alabama	TBD	TBD
O 20			Memphis (HC)	TBD	TBD
O 27			Kentucky	TBD	TBD
N 3			at Florida	TBD	TBD
N 10			Vanderbilt	TBD	TBD
N 17			at Tennessee	TBD	TBD
N 23			Arkansas	CBS	1:30 PM

## #ZOUNOTES - STATS YOU NEED TO KNOW

- ▶ **61 OF 65:** The number of starts along Mizzou's offensive line from a year ago that return in 2018. The group led the nation in fewest tackles for loss allowed for the second-straight season (2.85), and also led the SEC in fewest sacks allowed (1.0 per game - fifth nationally), while the Tiger offense led the SEC and ranked eighth in total offense a year ago.
- ▶ **44:** The number of TDs that Mizzou QB **Drew Lock** threw last year. That reset the Mizzou single-season and SEC single-season records.
- ▶ **105:** Passing yards needed by QB **Drew Lock** to move into sole possession of second place in Mizzou history in career passing yards. He has 8,695 career yards and is just 104 back from legend Brad Smith, who had 8,799 from 2002-05. Lock is 3,820 yards shy of Chase Daniel for the school record.
- ▶ **10:** Mizzou returns 10 starters on offense if you count **Damarea Crockett** who was sidelined with a shoulder injury for the final seven games. Mizzou joins Michigan State and UAB as the nation's only teams to return 10 starters on offense. Keep in mind, Mizzou led the SEC and ranked eighth nationally in total offense a year ago.
- ▶ **7:** That's the number of Mizzou players selected to the Preseason All-SEC Coaches Team. That's the fifth-most in the league, trailing only Georgia (12), Alabama (10), Auburn (nine) and Mississippi State (eight). Three Mizzou standouts - TE **Albert Okwuegbunam**, QB **Drew Lock** and P **Corey Fatony** - earned first-team nods.



#ShowMe // 1



STORY LINES

➤ **RECORD-BREAKING O-LINE:** Over the last two seasons, there has been no offensive line unit better at limiting negative plays than Mizzou's group. Two years ago in 2016, Mizzou allowed just 3.00 negative plays per game, which was the lowest mark in FBS since the NCAA began archiving the stat. As an encore last season, Mizzou was even better as the O-Line paved the way for Mizzou to again lead the nation, this time averaging just 2.85 negative plays per game. That means that over the last two seasons, Mizzou's offensive line has produced the two best single-season marks in FBS history when it comes to limiting negative plays. Mizzou returns all five starters and 61 of 65 starts from a season ago as it should once again be one of America's meanest, nastiest and most physical offensive line units in 2018. Below is a breakdown of how Mizzou's offensive line has limited negative plays over the last two seasons:

Year	TFLs	Sacks
	Allowed/Gm-Rank	Allowed/Gm-Rank
2016	3.00 - 1 <sup>st</sup>	1.08 - 11 <sup>th</sup>
2017	2.85 - 1 <sup>st</sup>	1.00 - 5 <sup>th</sup>
<b>AVG.</b>	<b>2.92/gm</b>	<b>1.04/gm</b>

➤ As you can see, Mizzou has allowed just 26 sacks over the last two seasons and had just 73 negative plays. Over those two seasons, Mizzou has run 1,864 offensive plays and just 73 of those have been negative - just 3.9 percent of Mizzou's total plays have lost yardage under coach **Barry Odom**.

➤ To put that mark into perspective, in 2015 alone - the year before Odom took over the program - Mizzou had 88 negative plays among 770 offensive snaps, which is 15 more than it has had over the past two years combined while running 1,094 more plays in that span. Mizzou's improved offensive line play has been a key reason for Mizzou's offensive explosion over the last two seasons.

➤ Mizzou is one of just 18 schools nationally to return all five starters along the offensive line and joins Florida and Vanderbilt as the SEC schools able to make that claim.

➤ **RETURN TO TIGHT END U:** Mizzou's 2018 offensive attack will feature a pair of weapons at the tight end position. Highlighted by Preseason All-SEC pick and Mackey Award Watch List honoree RS sophomore **Albert Okwuegbunam** (29 catches, 415 yards, 11 TDs last year) and senior **Kendall Blanton** (six catches, 138 yards, one TD), Mizzou features one of the nation's best 1-2 threats at the position. Okwuegbunam (or just Albert O for those who have to say it over and over again) led all tight ends nationally a year ago with his 11 TD grabs and runs a 4.6 40-yard dash at 6-5, 255 pounds, making him a matchup nightmare while having NFL scouts salivating at his potential. Blanton also has an NFL type skillset at 6-6, 265. Looking at those two players, it's easy to see why the tight ends have reemerged as a force in Mizzou's offense under third-year TE coach **Joe Jon Finley**. Below is a look at the production from that group over the past two seasons

Year	Catches	Yards	TDs
2017 (13 gms)	40	687	15
2016 (12 gms)	48	540	5
2015 (12 gms)	33	276	1
2014 (14 gms)	21	186	1
2013 (14 gms)	9	78	0
2012 (12 gms)	4	27	0

➤ **DEEP THREATS IN PASSING ATTACK:** Mizzou's offense got untracked last year, going vertical often and effectively. The key reason for that was preseason Biletnikoff Watch List honoree **Emanuel Hall** and dynamic slot receiver **Johnathon Johnson**. Hall exploded onto the scene a year ago, using Mizzou's fifth game of the year at Kentucky as a coming-out party. During that game, he caught four passes for 129 yards and a score. From there, he ended the season with 817 yards on 33 catches with eight scores. He ranked third nationally in catches of 40+ yards (nine) and had six catches of 50+

yards. His 24.8 yards per catch led the SEC and ranked second nationally while his 612 yards on deep passes are the most of any returning receiver in the SEC. Keep in mind, Hall missed much of the Texas Bowl with a sore hamstring and had just five catches for 104 yards through the first four games of the season. Over an eight-game span from week six through the conclusion of the regular season, Hall caught 28 passes and amassed 713 yards (25.5 yards per catch) and eight scores. It's no coincidence that Mizzou went 6-2 in those eight games and averaged 47.3 points per game.

➤ Johnson brings a similar skillset from the slot as he finished the year with 41 catches for 724 yards with six scores, including an average of 17.77 yards per catch. Of his 724 yards, 395 came on deep passing plays, which are the third-most of any receiver returning to the SEC in 2018.

➤ **LOADED AT LINEBACKER:** Mizzou Football returns all three of its starting linebackers from a season ago in seniors **Terez Hall** (weakside) and **Brandon Lee** (strongside) and junior **Cale Garrett** (middle). Mizzou is the only school in the SEC East to bring back all three starting linebackers from a season ago. The trio combined to make 232 tackles last year (26 percent of the team's total). Garrett led Mizzou with 105 stops last year while Hall finished second on the team with 85 and graded as the top Mizzou player all season at any position according to *ProFootballFocus.com*. Lee totaled 42 stops to rank sixth on the team.

➤ With Garrett and Hall returning, it marks the first time since 2015 that Mizzou has brought back each of its leading tacklers from a year ago. That year, it was **Michael Scherer** and **Kentrell Brothers** who ended up leading the nation in tackles by the end of his senior season.

➤ **TBJ RETURNS:** Mizzou DT **Terry Beckner, Jr.**, a former No. 1 recruit nationally, turned down a chance to go the NFL last season and returned to Mizzou for his senior year. After suffering a pair of season-ending knee injuries during his first two seasons, Beckner completed a full 13-game slate a year ago and finally began to look like the No. 1 player that he was tabbed as coming out of high school. Beckner posted very productive numbers for an interior lineman, including career-highs in tackles (38), tackles for loss (11.0), sacks (7.0), quarterback pressures (5), and also made a huge highlight-reel interception on the goal line at Vanderbilt that he returned 49 yards that helped seal Mizzou's bowl-clinching win in November. He had a big three-game stretch versus Idaho, UConn and Florida that helped serve notice he was all the way back physically. He made a season-best six tackles versus Idaho, with two sacks, and followed the next week at UConn with four stops, 2.5 TFLs with one sack and one pass break up. Beckner closed the productive stretch against Florida by making five tackles, including 2.0 TFLs with one sack and one quarterback pressure. Beckner figures to be the next in a long line of Mizzou defensive linemen selected in the NFL Draft next spring.

➤ **DOOLEY TAKES OVER OFFENSE:** Veteran coach **Derek Dooley** joined the Mizzou staff in January 2018. Dooley, who has been part of record-setting offenses all throughout his 20-year coaching career - including six years of collegiate head coaching experience, takes over this season as Mizzou's offensive coordinator and quarterbacks coach. For the past five seasons, Dooley has been with the National Football League's Dallas Cowboys as wide receivers coach, where he coached wideout Dez Bryant to three Pro Bowl selections. In Dooley's Dallas tenure, the Cowboys reached the NFL Playoffs twice. Dooley was of course the head coach of SEC East foe Tennessee from 2010-12. He takes over Mizzou's offensive play-calling this season as the OC and was the key reason why **Drew Lock** returned for his senior season.

PRO-NUN-SEE-A-SHUN GUIDE

PLAYERS	PLAY-urz
Franklin AGBASIMERE	ag-BAZZ-ih-mear
Tyler BADIE	BAY-dee
SIMI BAKARE	SIM-eee buh-CAR-eee
Larry BOROM	BORE-um
RASHAD Brandon	ruh-SHOD
AKIAL Byers	uh-KEE-ull
Logan CHRISTOPHERSON	chris-TOFF-er-son
Trystan COLON-CASTILLO	cuh-LONE cast-EE-owe
DAMAREA Crockett	duh-MARR-ee-aay
XAVIER Delgado	ZAY-vee-ur
Jonah DUBINSKI	dew-BIN-skee
TAUSKIE Dove	TOW-skee (rhymes with PLOW-skee)
YASIR Durant	yah-SEER
Myles EADDY	EDDIE
Corey FATONY	fuh-TONY
RICHAUD Floyd	rih-SHOD
JAVON Foster	juh-VON
Dominic GICINTO	juh-SIN-toe
TYREE Gillespie	tie-REE
TEREZ Hall	tuh-REZ
JATORIAN Hansford	juh-TORE-eee-un
Matthew JAEGER	JAY-gur
TRAJAN Jeffcoat	TRAY-jun
Sean KOETTING	KET-ing (rhymes with setting)
Alex OFODILE	owe-FAW-delay
Albert OKWUEGBUNAM	owe-COO-ay-BOO-nom *
	*Try it once. "Albert O" is fine for all other reference
KHALIL Oliver	kuh-LEE-ul
JAIRAN Parker	JAY-run
Terry PETRY	PEE-tree
RONNELL Perkins	ron-EL
TAVON Ross	TAY-von
Zac SCHACHTNER	SHACKED-nur
FINIS STRIBLING	FINE-iss STRIH-bling
KHMARI Thompson	kuh-MAR-eee
Jordan ULMER	ULL-mer
Markell UTSEY	ut-SEE
TRE'VOUR Wallace-Simms	TREY-vore
HYRIN White	HIGH-rin
MICAH Wilson	MIKE-uh

COACHES	KOE-chuz
A.J. OFODILE	owe-FAW-delay

MEDIA PROCEDURES

**TUESDAY**  
**Post practice (11:00-11:45 a.m. approximately) -**  
 • Requested and approved student-athletes/assistant coaches - Kadlec Athletic Fields (MATC)...  
 • Please turn in athlete/coach requests to Chad Moller by 10 a.m. on Monday...  
**Drew Lock Press Conference (11:45 a.m.)**  
 • Senior QB Drew Lock will address the media at the podium in the MATC's Onofrio Room at approximately 11:45 a.m.  
**Barry Odom Press Conference (12:30-1:00 p.m.)**  
 • Mizzou head coach Barry Odom will address the media at the podium in the MATC's Onofrio Room for 30 minutes

**WEDNESDAY**  
**12 p.m. - Barry Odom on SEC Coaches' Weekly Teleconference**

**GAME CREDENTIALING**  
 Credentials for the Mizzou 2018 home season may be requested online at [www.mutigers.com](http://www.mutigers.com). On the front page, mouse over the "Athletics" link, and click on the "Media Center" link to access the password-protected credentialing site. Password information can be obtained by contacting Kate Lakin ([lakinke@mizzouri.edu](mailto:lakinke@mizzouri.edu)).

**MIZZOU MEDIA CONTACTS**  
**Chad Moller - Associate Athletics Director**  
 (W) 573/882-0712 | (Cell) 573/268-3110  
**Shawn Davis - Assistant Athletics Director**  
 (W) 573/882-0711 | (Cell) 573/268-4275  
**Andrew Melroe - Associate Director/Strat Comm**  
 (W) 573/882-7167 | (Cell) 651/343-3272  
 Faurot Press Box - 573/882-7311 or 7312

**ODOM ERA TRENDS**

<b>ODOM ERA</b>	<b>RECORD</b>
Home	8-6
Road	3-7
Neutral	0-1
Natural Grass	1-5
Artificial Surface	10-6
Day Games	7-7
Night Games	4-7
Televised Games	11-14
Vs. AP Ranked Opponents	0-4
September	3-5
October	2-6
November	6-2
December	0-1
Leading at Halftime	9-0
Trailing at Halftime	1-14
Tied at Halftime	1-0
Scoring First	7-3
Opponent Scoring First	4-10
Score < 20 Points	0-7
Score > 20 Points	9-6
Score 30+ Points	6-3
Score 40+ Points	9-1
Opponent Scores < 20 Points	5-0
Opponent Scores > 20 Points	5-10
Opponent Scores 30+ Points	1-9
Opponent Scores 40+ Points	2-7
Gain < 20 First Downs	2-6
Gain 20+ First Downs	9-8
Opponent Gains < 20 First Downs	6-1
Opponent Gains 20+ First Downs	5-13
More Rushing Yards Than Opponent	10-5
Fewer Rushing Yards Than Opponent	1-9
Rush < 100 Yards	0-4
Rush For 100+ Yards	11-10
Opponent Rushes For < 100 Yards	4-0
Opponent Rushes For 100+ Yards	7-14
More Passing Yards Than Opponent	9-9
Fewer Passing Yards Than Opponent	1-5
Pass For < 200 Yards	0-4
Pass For 200+ Yards	11-10
Opponent Passes For < 200 Yards	2-2
Opponent Passes For 200+ Yards	9-12
More Total Yards Than Opponent	10-7
Fewer Total Yards Than Opponent	1-7
Gain < 300 Total Yards	0-2
Gain 300+ Total Yards	11-12
Opponent Gains < 300 Total Yards	3-1
Opponent Gains 300+ Total Yards	8-13
Commit No Turnovers	3-1
Commit < 3 Turnovers	8-8
Commit 3+ Turnovers	1-7
Force < 3 Turnovers	8-12
Force 3+ Turnovers	3-2
Commit < 6 Penalties	1-5
Commit 6+ Penalties	10-6
3rd Down % < 25	0-2
3rd Down % 25-49	2-12
3rd Down % 50+	9-0
Opponent 3rd Down % < 25	1-0
Opponent 3rd Down % 25-49	7-7
Opponent 3rd Down % 50+	3-7
Trail Time of Possession	8-13
Lead Time of Possession	2-1



**BARRY ODOM**

In just his second year as a head coach, University of Missouri's own Barry Odom put together one of the more remarkable seasons in school history, when his 2017 Tigers achieved a seven-win season and earned the program's first bowl game since 2014. Missouri closed the regular season as one of the nation's hottest teams, thanks to a six-game win streak that culminated in a thrilling road win at Arkansas. That win moved Missouri to 7-5 marking an amazing in-season turnaround that saw MU rebound from a 1-5 start on the year.

Odom's team earned an invitation to the 2017 Academy Sports + Outdoor Texas Bowl for its effort, and while the end result of the bowl game didn't go Missouri's way, the appearance certainly represented an important step in the right direction for the program. Coming off a 4-8 season in 2016, Missouri was picked to finish dead last in the seven-team Southeastern Conference Eastern Division by the pre-season pundits, but the Tigers defied the prognosticators as they ended tied for third at 4-4 in league play – becoming the first SEC team to ever start 0-4 in conference play and finish 4-4.

Odom became the first Missouri coach to make a bowl game in his second year at MU since Warren Powers did so in each of his first two seasons in 1978 and 1979. The 2017 Texas Bowl marked the seventh post season classic of his coaching or playing career – he's 2-3 as a coach, and went 1-1 as a player for former Coach Larry Smith.

A longtime fixture at Missouri, Odom, 41, is guiding a program he has been immersed in at every level for some 16 years – including six in an administrative capacity (2003-08), six as a coach (2009-11, 2015-17) and four as a highly-successful student-athlete (1996-99). His two-year mark stands at 11-14 overall – the last time an MU coach had a better 25-game start to his career was in 1978-80 when Warren Powers was 16-9 through the same number of games.

The 2016 season was Odom's first as Missouri's head coach, and came after he had spent the previous four seasons as a defensive coordinator, including three at Memphis (2012-14) and one at Missouri (2015), where his units were considered among the nation's best.

Highly-respected among his coaching peers for his integrity and for his championship vision, Odom worked through a rebuilding year in 2016 that saw Missouri win four games. The Tigers closed the season out in strong fashion, with wins in two of their final three games - with both coming against bowl teams in Arkansas and Vanderbilt.

Odom was named the 32nd head football coach in program history in December of 2015, and his undeniable passion for Missouri, coupled with his strong track record of success at each level of his career, pointed to him being the right man to lead the Tigers into the future in the nation's toughest conference.

In 2015, Odom turned in an outstanding season as first-year defensive coordinator for Missouri under coach Gary Pinkel (who retired after that season), as his Tigers ranked ninth nationally in total defense, allowing just 302.0 yards per game. Since the NCAA began tracking defensive statistics in 1978, that marked the first time in MU history that Missouri had produced a top-10 defense. Odom's defense was also ranked seventh nationally in scoring defense (16.2 avg.), seventh in pass defense (169.2 avg.) and second in tackles for loss (8.8 avg.).

Prior to that, Odom became one of the more highly sought-after coordinators in the country due to three stellar years directing Memphis' defense from 2012-14. His 2014 defense was a key component of Memphis' 10-3 season, as his unit finished the regular season ranked fifth nationally in scoring defense (17.1 avg.) and 22nd in total defense (343.3 avg.). That marked an impressive incremental improvement under Odom's watch, as Memphis ranked 117th nationally in total defense the season prior to his arrival. In his first season at Memphis, the defense improved to 50th nationally (383.6 avg.), followed by a jump to 39th in 2013 (370.7 avg.). Memphis earned a share of the 2014 American Athletic Conference title, giving them a conference championship for the first time since 1971.

Odom, a Maysville, Okla., native played at Missouri and starred as a linebacker from 1996-99. He ended his playing career with 362 tackles, which still ranks as seventh-most in school history. Odom was a captain for his senior year of 1999, and was a key figure on the Missouri teams which reached bowl games in 1997 and 1998, ending a 14-year postseason drought for Tiger fans.

Success followed Odom's career path at each future stop after his playing days. After earning his undergraduate degree in December of 1999, he served as an intern with Missouri's Tiger Scholarship Fund while he worked on his Master's in Education from the University of Missouri (which he would earn in May of 2004). He returned to his home state of Oklahoma in July of that year to serve as an assistant football coach for his alma mater Ada High School, which finished that season as runners-up for a state title.

Odom was quickly back in his adopted hometown of Columbia, Mo., the next spring, as he took over as head coach at Rock Bridge High School. He quickly built the Bruins into a power, as they went 6-4 in 2001, and won a conference championship. He followed with an 8-4 campaign in 2002 that saw Rock Bridge reach the semifinals of the state championship playoffs.

Running a college program became a focal point next, and Odom began that path by joining the Missouri football staff, first as an administrative graduate assistant for Pinkel in 2003. He spent the 2004 and 2005 seasons as Pinkel's director of recruiting as the staff assembled a core group which would help lead Missouri to consecutive Big 12 Conference North Division titles in 2007 and 2008 which consisted of 12-win and 10-win seasons, respectively.

**ODOM YEAR-BY-YEAR**

<b>YEAR</b>	<b>TEAM</b>	<b>OVERALL</b>	<b>CONF</b>	<b>POST</b>
2016	Mizzou	4-8	2-6	-
2017	Mizzou	7-6	4-4	Texas Bowl (L)
2018	Mizzou	0-0	0-0	NA
<b>Missouri Total</b>		<b>11-14</b>	<b>6-10</b>	<b>0-1 in Bowls</b>
		<b>.440</b>	<b>.375</b>	

**ODOM FILE**

Born \_\_\_\_\_ Nov. 26, 1976  
 Hometown \_\_\_\_\_ Lawton, Okla.  
 Alma Mater \_\_\_\_\_ Missouri, 1999  
 \_\_\_ one of 22 FBS head coaches at their alma mater  
 Family \_\_\_\_\_ Wife, Tia  
 \_\_\_\_\_ Sons James Trump and Gary Robert,  
 \_\_\_\_\_ Daughter Anna Lockwood  
 Twitter \_\_\_\_\_ @Coach\_Odom

**AS A PLAYER**

1996-99 \_\_\_\_\_ Missouri

**AS A COACH**

2016-pres. \_\_\_\_\_ Head Coach, Missouri  
 2015 \_\_\_\_\_ Defensive Coordinator/Linebackers, Missouri  
 2012-14 \_\_\_\_\_ Defensive Coordinator/LBs, Memphis  
 2009-11 \_\_\_\_\_ Safeties, Missouri  
 2007-08 \_\_\_\_\_ Asst. AD/Director of Football Ops, Missouri  
 2006 \_\_\_\_\_ Director of Football Operations, Missouri  
 2004-05 \_\_\_\_\_ Director of Football Recruiting, Missouri  
 2003 \_\_\_\_\_ Administrative Graduate Assistant, Missouri  
 2001-02 \_\_\_\_\_ Head Coach, Rock Bridge High School (Columbia, Mo.)

**COACHING STAFF**

<b>POSITION</b>	<b>NAME (YEAR AT MISSOURI)</b>
Head Coach	_____ Barry Odom (3 <sup>rd</sup> )
	_____ Missouri, 1999
Sr. Associate Head Coach	_____ Brick Haley (2 <sup>nd</sup> )
	_____ Defensive Line
Associate Head Coach	_____ Andy Hill (23 <sup>rd</sup> )
	_____ Special Teams Coordinator
Assistant Head Coach	_____ Cornell Ford (18 <sup>th</sup> )
	_____ Running Backs
Offensive Coordinator	_____ Derek Dooley (1 <sup>st</sup> )
	_____ Quarterbacks
Defensive Coordinator	_____ Ryan Walters (4 <sup>th</sup> )
	_____ Defensive Backs
Tight Ends	_____ Joe Jon Finley (3 <sup>rd</sup> )
Outside Linebackers	_____ Brian Odom (2 <sup>nd</sup> )
Wide Receivers	_____ A.J. Ofodile (1 <sup>st</sup> as WR coach, 3 <sup>rd</sup> at Missouri)
Offensive Line	_____ Brad Davis (1 <sup>st</sup> )
Inside Linebackers	_____ Vernon Hargreaves (1 <sup>st</sup> )
Director of Football Operations	_____ Mark Quimet (1 <sup>st</sup> )

**MIZZOU IN THE NFL**

Evan Boehm	Arizona Cardinals	Center
Beau Brinkley	Tennessee Titans	Long Snapper
Justin Britt	Seattle Seahawks	Center
Kentrell Brothers	Minnesota Vikings	Linebacker
Sean Culklin	Los Angeles Chargers	Tight End
Chase Daniel	Chicago Bears	Quarterback
Kony Ealy	Dallas Cowboys	Defensive End
Marcell Frazier	Cleveland Browns	Defensive End
Blaine Gabbert	Tennessee Titans	Quarterback
E.J. Gaines	Cleveland Browns	Cornerback
Markus Golden	Arizona Cardinals	Defensive End
Russell Hansbrough	Los Angeles Chargers	Running Back
Charles Harris	Miami Dolphins	Defensive End
Rickey Hatley	Buffalo Bills	Nose Tackle
Ziggy Hood	Washington Redskins	Nose Tackle
Marcus Lucas	Detroit Lions	Tight End
Connor McGovern	Denver Broncos	Guard
J'Mon Moore	Green Bay Packers	Wide Receiver
Mitch Morse	Kansas City Chiefs	Center
Marcus Murphy	Buffalo Bills	Running Back
Donavin Newsom	San Francisco 49ers	Linebacker
Shane Ray	Denver Broncos	Linebacker
Sheldon Richardson	Minnesota Vikings	Defensive Tackle
Jaquies Smith	Arizona Cardinals	Defensive End

**Quarterback**

3 Drew Lock***	6-4	225	Sr.	Lee's Summit, Mo. (Lee's Summit)	On five preseason award watch lists; led nation with Mizzou- and SEC record 44 TD passes last year
2 Micah Wilson -OR-	6-3	210	RSSo.	Tulsa, Okla. (Lincoln Christian)	Solid backup QB who won the job during a strong fall camp; father was a Mizzou captain in 1988
5 Taylor Powell	6-2	210	RSFr.	Fayetteville, Ark. (Fayetteville)	Impressed in fall camp to earn a spot on the team's initial depth chart after taking a redshirt in 2017

**Running Back**

16 Damarea Crockett** - OR-	5-11	225	Jr.	Little Rock, Ark. (Christian)	Former 1,000-yard rusher who was on pace for another before a shoulder injury shortened his 2017 season
34 Larry Rountree III*	5-10	210	So.	Raleigh, N.C. (Millbrook)	Third among Mizzou freshmen in single-season rushing last year with 703 yards on 126 attempts
6 Tyler Badie	5-9	190	Fr.	Memphis, Tenn. (Briarcrest Christian)	Had a great camp, winning a competitive battle for the No. 3 running back spot

**Wide Receiver**

7 Nate Brown***	6-3	210	RSSr.	Suwanee, Ga. (North Gwinnett)	Mizzou's leading WR in 2015; Missed 2016 with an ankle injury and should be an impact guy outside
9 Jalen Knox -OR-	6-0	195	Fr.	Mansfield, Texas (Timberview)	Impressive athlete who had a great camp and figures to make an impact on the outside in 2018
10 Alex Ofodile	6-2	200	RSJr.	Columbia, Mo. (Oregon/Rock Bridge HS)	Grad transfer from Oregon who is the son of Mizzou WR coach A.J. Ofodile

**Wide Receiver**

84 Emanuel Hall***	6-3	195	Sr.	Franklin, Tenn. (Centennial)	24.8 yards per catch last year ranked as the SEC's best and was second nationally among all receivers
13 Kam Scott	6-2	170	Fr.	Manvel, Texas (Manvel)	Speedster who turned heads during fall camp; should challenge for playing time as a freshman
1 Khmari Thompson	6-1	210	Fr.	Lawrenceville, Ga. (Central Gwinnett)	Breakaway speed with great size who is relatively new to football but has tremendous upside

**Slot Receiver**

12 Johnathon Johnson**	5-10	180	RSJr.	Memphis, Tenn. (Melrose)	Leader in the WR room; 41 catches, 724 yards and six TDs last year with four of six scores from 65+ yards
14 Dominic Gicinto	5-9	180	Fr.	Raytown, Mo. (Raytown)	Speedster with great change of direction who enrolled at Mizzou back in January and begin impressing
30 Barrett Banister	6-0	190	RSFr.	Fayetteville, Ark. (Fayetteville)	Former high school teammates with backup QB Taylor Powell who had a great camp

**Left Tackle**

70 Yasir Durant*	6-7	330	Jr.	Philadelphia, Pa. (Imhotep/Arizona Western)	Team went 6-3 with him starting the final nine games at left tackle last year
50 Hyrin White	6-6	305	RSFr.	DeSoto, Texas (DeSoto)	Elite size, strength and mobility combination makes him a great option at either tackle spot

**Left Guard**

71 Kevin Pendleton***	6-4	325	RSSr.	Lee's Summit, Mo. (Lee's Summit West)	Looked at as a leader along the O-Line; started 24 of the last 25 games at left guard
56 Samson Bailey*	6-5	295	RSSr.	Lamar, Mo. (Lamar)	Starting center a in 2016 who transitioned to tackle last year; provides veteran leadership

**Center**

55 Trystan Colon-Castillo*	6-4	315	RSSo.	Webb City, Mo. (Webb City)	All-SEC Freshman Team honoree after starting all 13 games at C last year
67 Jonah Dubinski**	6-2	295	RSJr.	Columbia, Mo. (Rock Bridge)	Former walk-on who earned a scholarship last fall; has started at C twice in his career

**Right Guard**

75 Tre'Vour Wallace-Simms**	6-5	330	Jr.	East St. Louis, Ill. (East St. Louis)	Started all 13 games last year at RG and graded out as one of the league's top pass protectors
59 Case Cook	6-5	295	RSFr.	Carrollton, Ga. (Carrollton)	Former blue chip prospect who gives Mizzou great depth at either guard position

**Right Tackle**

77 Paul Adams*	6-6	315	RSSr.	Nashville, Tenn. (Christ Presbyterian)	Veteran O-lineman who was a team captain last year; started 25 straight games
79 Larry Borom	6-6	340	RSFr.	Bloomfield Hills, Mich. (Brother Rice)	Massive O-line prospect who should figure into the mix at one of the guard spots

**Tight End**

81 Albert Okwuegbunam *	6-5	255	RSSo.	Springfield, Ill. (Springfield)	Led all TEs and freshmen nationally with 11 receiving TDs a year ago and will be a focal point of offense
11 Kendall Blanton***	6-6	265	RSSr.	Blue Springs, Mo. (Blue Springs South)	Playing 2018 as a graduate; caught six passes for 138 yards and a score last year

**Kicker**

19 Tucker McCann**	6-2	215	Jr.	O'Fallon, Ill. (O'Fallon)	Preseason All-SEC kicker who was 15-for-17 on FGs a year ago, including 3-for-3 from 40+ yards
--------------------	-----	-----	-----	---------------------------	--

**Defensive End**

93 Tre Williams*	6-5	260	RSSo.	Columbia, Mo. (Rock Bridge)	2017 SEC All-Freshman Team (Coaches) after playing in 11 games with 3.0 sacks and 4.0 TFLs in 2017
29 Nate Anderson*	6-4	255	Sr.	Toronto, Ontario (Pratville, Ala./NM Military Institute)	Athletic junior college transfer who gives Mizzou another dynamic edge rusher

**Defensive Tackle**

5 Terry Beckner, Jr.***	6-4	295	Sr.	East St. Louis, Ill. (East St. Louis)	Turned down the NFL to return to Mizzou for his senior season; 11.0 TFLs and 7.0 sacks last year
13 Rashad Brandon*	6-3	300	Sr.	Jersey City, N.J. (St. Anthony's/ASA Academy)	5.5 tackles for loss last year after playing in 13 games, including one start
78 Kobie Whiteside*	6-1	310	So.	Houston, Texas (Alief Taylor)	Strong lower half with great drive who was a key member of the DT rotation a year ago

**Nose Tackle**

99 Walter Palmore* -OR-	6-4	320	Sr.	Columbus, Ga. (Hardaway/Eastern Arizona JC)	Made 13 tackles in 10 games last year and figures to be a major role player in 2018
95 Jordan Elliott	6-4	315	RSSo.	Missouri City, Texas (Westside/Texas)	Texas transfer who sat out last year due to NCAA transfer rules; figures to be an impact guy
90 Markell Utsey	6-4	295	Jr.	Little Rock, Ark. (Parkview)	Two-year contributor as an interior lineman who gives Mizzou great depth in the rotation

**Defensive End**

39 Chris Turner*	6-4	255	So.	Hammond, La. (Hammond)	Played in 12 games as a true freshman last year; coaching staff has high expectations for him this year
97 Akial Byers*	6-4	280	So.	Fayetteville, Ark. (Fayetteville)	Versatile athlete that can play inside or out along the D-Line; played in seven games a year
45 Franklin Agbasimere	6-2	245	RSJr.	Lagos, Nigeria (Montverde Academy)	Can speak seven different languages and grew up playing basketball before switching to football

**Weakside Linebacker**

24 Terez Hall*	6-2	230	Sr.	Lithonia, Ga. (King)	Impact linebacker who flies all over the field; 85 tackles and 12.5 TFLs in 2017 both ranked second-most on team
22 Aubrey Miller, Jr.	6-2	225	So.	Memphis, Tenn. (Whitehaven)	Energy player at linebacker who is the heir apparent to Terez Hall; makes plays all over the field
32 Nick Bolton	6-0	235	Fr.	Frisco, Texas (Lone Star)	Large, physical linebacker who impressed during the entirety of fall camp

**Middle Linebacker**

47 Cale Garrett*	6-3	230	Jr.	Kearney, Mo. (Kearney)	Field general at the MLB spot who led the team with 105 tackles, including 65 solo stops (fourth-most in SEC)
46 Jacob Trump -OR-	6-3	230	RSJr.	Kahoka, Mo. (Clark County)	2016, 2017 SEC Academic Honor Roll member; Lauded by Mizzou's coaches for his leadership
25 Jamal Brooks	6-1	240	So.	Bessemer, Ala. (Bessemer City)	Sophomore who has garnered praise from Mizzou's coaches for his leadership abilities

**SAM Linebacker**

4 Brandon Lee**	6-2	225	RSSr.	Indianapolis, Ind. (Lawrence Central)	Pursuing an MBA and took part in the NCAA Leadership Summit; started nine games in 2017
3 Ronnell Perkins**	6-0	205	RSJr.	St. Louis, Mo. (University City)	2016 All-SEC Freshman Team honoree who makes the transition to LB this season
6 Tavon Ross	6-0	215	RSSr.	Cochran, Ga. (Bleckley County)	2017 Team Don Faurot/Most Inspirational Award, 2016-17 Mizzou Athletics Academic Achievement Award

**Cornerback**

14 Adam Sparks*	6-0	180	So.	Baton Rouge, La. (Dutchtown)	Was one of the team's top corners in 2017 as a true freshman, making 34 tackles w/ two INTs
21 Christian Holmes	6-1	200	RSSo.	Leland, Miss. (McNair)	Fully recovered from a shoulder injury that sidelined him a year ago; could be a breakout player in 2018

**Cornerback**

2 DeMarkus Acy**	6-2	195	Jr.	Dallas, Texas (Wilmer-Hutchins)	Tall corner who plays physical; earned playing time as a FR and will be looked upon to take next step
10 Terry Petry	6-1	175	RSFr.	Missouri City, Texas (Ridge Point)	Athletic corner prospect who gives Mizzou great depth at the position and should challenge for time

**Strong Safety**

7 Cam Hilton**	6-0	190	Sr.	St. Louis, Mo. (Webster Groves)	Veteran secondary performer who should challenge for a starting role; 16 tackles a year ago
18 Joshua Bledsoe*	6-0	205	So.	Houston, Texas (Dekaney)	Athletic safety prospect who enters his first year as a starter; key contributor last year with 13 tackles

**Free Safety**

20 Khalil Oliver	6-1	210	RSJr.	Meridian, Ida. (Rocky Mountain)	Grad transfer from Oregon who won the starting job during fall camp
9 Tyree Gillespie	6-0	210	So.	Ocala, Fl. (Vanguard)	Impressed Mizzou's coaches as a freshman and saw plenty of action on the field

**Punter**

26 Corey Fatony	5-11	205	Sr.	Franklin, Tenn. (Franklin)	Ray Guy Semifinalist a year ago; helped Mizzou rank 13th nationally in net punting a year ago
-----------------	------	-----	-----	----------------------------	---

**Long Snapper**

86 James Workman	6-0	220	Jr.	Renton, Wash. (Liberty)	Long snapping specialist who was the team's primary option at that spot a year ago
51 Drew Wise	6-2	235	So.	Lawrence, Kan. (Free State)	Long snapping specialist that created a healthy competition at the spot during fall camp

#3 DREW LOCK



#H3ISMAN

HT	WT	CL	POS	MAJOR	HOMETOWN	HIGH SCHOOL
6-4	225	Senior	Quarterback	Parks, Rec. & Tourism	Lee's Summit, Mo.	Lee's Summit

TOUCHDOWNS		INTERCEPTIONS		RUSHING YARDS	
2018	NA	2018	NA	2018	NA
Career	7 vs. Missouri State (9/2/17)	Career	3 vs. Georgia (9/17/16)	Career	63 vs. MTSU (10/22/16)

ATTEMPTS		LONG		RUSHING TOUCHDOWNS	
2018	NA	2018	NA	2018	NA
Career	51 at West Virginia (9/3/16)	Career	87 (TD) to J. Johnson vs E. Michigan (9/10/16)	Career	1, three times (MR at Kentucky on 10/7/17)

COMPLETIONS		COMPLETION %		LONG RUSH	
2018	NA	2018	NA	2018	NA
Career	31 at UConn (10/28/17)	Career	83.8% at UConn (10/28/17)	Career	34 at Arkansas (11/24/17)

YARDS		RUSHING ATTEMPTS	
2018	NA	2018	NA
Career	521 vs. Missouri State (9/2/17)	Career	10, twice (MR vs. MTSU on 10/22/16)

PASSING	GP	C-A	Pct	Yds	TD	INT	Long	Yds/Gm	RUSHING	Att	Yds	TD	Avg.	Long	Yds/Gm
2015	12	129-263	49.0	1332	4	8	78	111.0	52	28	1	0.5	33	2.3	
2016	12	237-434	55.0	3399	23	10	87	283.3	52	123	1	2.4	24	10.3	
2017	13	242-419	57.8	3964	44	13	79	304.9	44	111	1	2.5	34	8.5	
<b>Total</b>	<b>37</b>	<b>608-1116</b>	<b>54.5</b>	<b>8695</b>	<b>71</b>	<b>31</b>	<b>87</b>	<b>235.0</b>	<b>148</b>	<b>262</b>	<b>3</b>	<b>1.8</b>	<b>34</b>	<b>7.1</b>	

HONORS AND NOTABLES

- 2018 Preseason All-SEC First Team (Media)
- 2018 Maxwell Award Preseason Watch List
- 2018 Davey O'Brien Award Preseason Watch List
- 2018 Walter Camp Watch List
- 2018 Johnny Unitas Golden Arm Watch List
- 2018 Manning Award Watch List
- SEC/Mizzou Single-Season Record Holder for Passing TDs (44 in 2017)
- Nation's Leader in TD Passes (44 in 2017)
- Mizzou Single-Season Passing Efficiency Record Holder (165.67 in 2017)
- 2017 SEC Leader in Passing Efficiency, Passing Yards, Total Offense, Passing Yards per Game, Passing Yards per Completion (led nation), Points Responsible for
- 2017 First-Team All-SEC (AP, Coaches)
- 2017 Walter Camp National Offensive Player of the Week (9/3/17)
- 2017 SEC Offensive Player of the Week (9/5/17; 11/27/17)
- 2017 Team Captain | 2016 Team Captain

LOCK IN THE MIZZOU RECORD BOOKS

SINGLE GAME	YDS.	ATT.	COMP.	OPPONENT	YEAR
1. Drew Lock	521	34	21	Missouri St.	2017
2. Jeff Handy	480	73	43	at Oklahoma St.	1992
3. Blaine Gabbert	468	51	30	Baylor	2009
4. Drew Lock	467	33	23	Idaho	2017
5. Drew Lock	450	37	24	E. Michigan	2016
6. Drew Lock	448	42	25	at Arkansas	2017
7. Kent Kiefer	444	44	29	Kansas	1989
8. Chase Daniel	439	43	36	Buffalo	2008
9. Blaine Gabbert	434	57	41	Iowa	2010
10. Jeff Handy	424	44	29	Nebraska	1992

SINGLE SEASON	YDS.	ATT.	COMP.	INT.	PCT.	TD	YEAR
1. Chase Daniel	4,335	528	385	18	.729	39	2008
2. Chase Daniel	4,306	563	384	11	.682	33	2007
3. Drew Lock	3,964	419	242	13	.578	44	2017
4. Blaine Gabbert	3,593	445	262	9	.589	24	2009
5. Chase Daniel	3,527	452	287	10	.635	28	2006
6. Drew Lock	3,399	434	237	10	.546	23	2016
7. Blaine Gabbert	3,186	475	301	9	.634	16	2010
8. James Franklin	2,865	376	238	11	.633	21	2011
9. Maty Mauk	2,648	414	221	13	.534	25	2014
10. Jeff Handy	2,463	329	196	8	.596	13	1992

CAREER	YDS.	ATT.	COMP.	INT.	PCT.	TD	YEARS
1. Chase Daniel	12,515	1609	1094	41	.680	101	2005-08
2. Brad Smith	8,799	1484	835	33	.563	56	2002-05
3. Drew Lock	8,695	1116	608	31	.545	71	2015-17
4. James Franklin	6,962	943	586	25	.621	51	2010-13
5. Jeff Handy	6,959	1058	618	30	.584	39	1991-94

DREW LOCK CAREER GAME-BY-GAME STATS

Date	Opponent	Surface	Result	Att	Cmp	Pct.	Yards	Yds/Att	TD	Int	Rating
09/05/15	Southeast Mo. St.	Turf	W 34-3	10	6	60.0	138	13.8	1	0	208.92
09/12/15	@ Arkansas St.	Turf	W 27-20	1	0	0.0	0	0.0	0	1	-200.00
09/19/15	Connecticut	Turf	W 9-6	9	6	66.7	40	4.4	0	0	104.00
09/26/15	@ Kentucky	Grass	L 13-21	5	3	60.0	47	9.4	0	0	138.96
10/03/15	South Carolina	Turf	W 24-10	28	21	75.0	136	4.9	2	0	139.37
10/10/15	25 Florida	Turf	L 3-21	39	16	41.0	151	3.9	0	2	63.29
10/17/15	@ Georgia	Grass	L 6-9	26	11	42.3	143	5.5	0	0	88.51
10/24/15	@ Vanderbilt	Grass	L 3-10	34	14	41.2	108	3.2	0	0	67.86
11/05/15	Mississippi St.	Turf	L 13-31	26	11	42.3	107	4.1	0	2	61.50
11/14/15	+ Brigham Young	Grass	W 20-16	28	19	67.9	244	8.7	1	1	145.70
11/21/15	22 Tennessee	Turf	L 8-19	30	13	43.3	135	4.5	0	1	74.46
11/27/15	@ Arkansas	Turf	L 3-28	27	9	33.3	83	3.1	0	1	51.74
<b>Totals</b>				<b>263</b>	<b>129</b>	<b>49.0</b>	<b>1332</b>	<b>5.1</b>	<b>4</b>	<b>8</b>	<b>90.54</b>

Date	Opponent	Surface	Result	Att	Cmp	Pct.	Yards	Yds/Att	TD	Int	Rating
09/03/16	@ 14 West Virginia	Turf	L 11-26	51	23	45.1	280	5.5	1	0	97.69
09/10/16	Eastern Mich.	Turf	W 61-21	37	24	64.9	450	12.2	5	0	211.63
09/17/16	Georgia	Turf	L 27-28	38	23	60.5	376	9.9	3	3	153.91
09/24/16	Delaware St.	Turf	W 79-0	36	26	72.2	402	11.2	5	0	211.85
10/01/16	@ 19 LSU	Grass	L 7-42	37	17	45.9	167	4.5	0	1	78.46
10/15/16	@ 20 Florida	Grass	L 14-40	18	4	22.2	39	2.2	0	2	18.20
10/22/16	Middle Tenn. St.	Turf	L 45-51	40	20	50.0	281	7.0	2	0	125.51
10/29/16	Kentucky	Turf	L 21-35	31	18	58.1	220	7.1	2	0	138.97
11/05/16	@ South Carolina	Grass	L 21-31	40	23	57.5	302	7.6	1	2	119.17
11/12/16	Vanderbilt	Turf	W 26-17	37	22	59.5	294	7.9	2	0	144.05
11/19/16	@ Tennessee	Grass	L 37-63	43	21	48.8	320	7.4	1	2	109.73
11/25/16	Arkansas	Turf	W 28-24	26	16	61.5	268	10.3	1	0	160.82
<b>Totals</b>				<b>434</b>	<b>237</b>	<b>54.6</b>	<b>3399</b>	<b>7.8</b>	<b>23</b>	<b>10</b>	<b>133.28</b>

Date	Opponent	Surface	Result	Att	Cmp	Pct.	Yds.	Yds/Att	TD	INT	Rating
09/02/17	Mo. St.	Turf	W 72-43	34	21	61.8	521	15.3	7	1	252.55
09/09/17	South Carolina	Turf	L 13-31	32	14	43.8	245	7.7	1	2	105.87
09/16/17	Purdue	Turf	L 3-35	28	12	42.9	133	4.8	0	2	68.47
09/23/17	10 Auburn	Turf	L 14-51	39	23	59.0	216	5.5	2	1	117.28
10/07/17	@ Kentucky	Turf	L 34-40	42	22	52.4	355	8.5	3	0	146.95
10/14/17	@ 2 Georgia	Grass	L 28-53	25	15	60.0	253	10.1	4	1	189.81
10/21/17	Idaho	Turf	W 68-21	33	23	69.7	467	14.2	6	1	242.52
10/28/17	@ Connecticut	Grass	W 52-12	37	31	83.8	377	10.2	5	0	213.97
11/04/17	Florida	Turf	W 45-16	20	15	75.0	228	11.4	3	1	210.26
11/11/17	Tennessee	Turf	W 50-17	28	13	46.4	217	7.8	4	1	151.53
11/18/17	@ Vanderbilt	Turf	W 45-17	25	10	40.0	235	9.4	3	0	158.56
11/24/17	@ Arkansas	Turf	W 48-45	42	25	59.5	448	10.7	5	2	178.89
12/27/17	+ Texas	Grass	L 16-33	34	18	52.9	269	7.9	1	1	123.23
<b>Totals</b>				<b>419</b>	<b>242</b>	<b>57.8</b>	<b>3964</b>	<b>9.5</b>	<b>44</b>	<b>13</b>	<b>165.67</b>



**#3 DREW LOCK**  
SR ■ 6-4 ■ 225  
Lee's Summit, Mo. | Lee's Summit HS

**QB**  
**CAREER HIGHS**  
Attempts: 51 at W. Virginia (9/3/16)  
Completions: 31 at UConn (10/28/17)  
Passing Yds: 521 vs. MO St. (9/2/17)

Passing TDs: 7 vs. MO St. (9/2/17)  
Long: 87 vs. EMU (9/10/16)  
Rush Attempts: 10, twice

**LAST TIME OUT**  
18-for-34 | 269 yards | 1 TD | 1 INT  
vs. Texas (12/27/17)

Rush Yds: 63 vs. MTSU (10/22/16)  
Rush TDs: 1, three times  
Long: 34 at Arkansas (11/24/17)




**#2 MICAH WILSON**  
RS SO ■ 6-3 ■ 210  
Tulsa, Okla. | Lincoln Christian

**QB**  
**CAREER HIGHS**  
Attempts: 6 at UConn (10/28/17)  
Completions: 3 at UConn (10/28/17)  
Passing Yds: 31 at UConn (10/28/17)

Passing TDs: NA  
Long: 19 at UConn (10/28/17)

**LAST TIME OUT**  
DNP

Had a strong camp that earned him the official nod as backup QB  
Father, Curtis, is a former Mizzou team captain in 1988  
Dynamic dual-threat quarterback who should challenge for playing time under center after playing in five games a year ago



**#16 DAMAREA CROCKETT**  
JR ■ 5-11 ■ 225  
Little Rock, Ark. | Christian HS

**RB**  
**CAREER HIGHS**  
Rush Attempts: 29 vs. MTSU (10/22/16)  
Rush Yds: 225 at Tennessee (11/16/16)  
Rush TDs: 4, vs. Delaware St. (9/24/16)

Long: 73, vs. MO St. (9/2/17)  
Catches: 1, five times  
Yards: 19 vs. Auburn (9/23/17)

**LAST TIME OUT**  
9 att | 32 yds | 0 TDs at Georgia (10/14/17)  
duh-MARR-ee-ay

Missed the final seven games of the 2017 season with a shoulder injury, suffered at Georgia in game No. 6  
Was on pace for another 1,000-yard season (481 yards on 80 carries) before the injury  
In 2016, he set Mizzou freshman records for rushing yards in a season (1,062), rushing yards in a single game (225), rushing touchdowns in a season (10) and tied the school record with four rushing TDs in a single game



**#34 LARRY ROUNTREE III**  
SO ■ 5-10 ■ 210  
Raleigh, N.C. | Millbrook HS

**RB**  
**CAREER HIGHS**  
Rush Attempts: 18 vs. Tennessee (11/11/17)  
Rush Yds: 155 vs. Tennessee (11/11/17)  
Rush TDs: 3 vs. Florida (11/4/17)

Long: 64 vs. Tennessee (11/11/17)  
Catches: 1, twice (11/11/17)  
Yards: 19 vs. Tennessee (11/11/17)

**LAST TIME OUT**  
14 att | 74 yds | 0 TDs  
vs. Texas in Texas Bowl (12/27/17)

Ended 2017 with 703 rushing yards on 126 attempts with six touchdowns, good for a solid per-carry average of 5.6 yards ... His rushing total was the third-most by a freshman in Mizzou history, and the second-most by a running back  
2017 All-SEC Freshman Team (AP/Return); Was SEC Freshman of the Week (11/13)



**#84 EMANUEL HALL**  
SR ■ 6-3 ■ 195  
Franklin, Tenn. | Centennial

**WR**  
**CAREER HIGHS**  
Catches: 7 vs. Delaware St. (9/24/16)  
Yards: 141 at Georgia (10/14/17)

TDs: 2, three times  
Long: 63, twice

**LAST TIME OUT**  
2 catches | 111 yds | 2 TDs at Arkansas (11/24/17)

Named to the Biletnikoff Award Preseason Watch List after enjoying a breakout junior campaign in 2017  
Caught 33 passes for 817 yards, including eight scores ... His eight scores went for an average length of 49.5 yards, including scores of 20, 31, 50, 55, 56, 58, 63 and 63 yards, and his per-catch average on the year of 24.8 ranked as the best in the SEC and was second nationally among all receivers



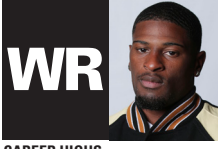
**#13 KAM SCOTT**  
FR ■ 6-2 ■ 170  
Manvel, Texas | Manvel HS

**WR**  
**CAREER HIGHS**  
Catches: NA  
Yards: NA  
TDs: NA

Long: NA  
Rushes: NA  
Yards: NA

**LAST TIME OUT**  
NA

Explosive athlete with a great blend of speed and size  
His high ceiling has the Mizzou coaching staff excited for his potential as a big-time playmaker in Columbia ... Blazing top-end speed with great burst, change-of-direction and great length and size



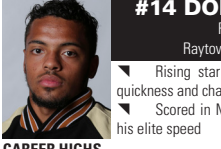
**#12 JOHNATHON JOHNSON**  
RS JR ■ 5-10 ■ 180  
Memphis, Tenn. | Melrose HS

**WR**  
**CAREER HIGHS**  
Catches: 10 vs. Auburn (9/23/17)  
Yards: 128 at UConn (10/28/17)  
TDs: 2 vs. MO St. (9/2/17)

Long: 87 vs. EMU (9/10/16)  
Rush Attempts: 2 vs. Arkansas (11/25/16)  
Rush Yds: 81 vs. Arkansas (11/25/16)

**LAST TIME OUT**  
3 catches | 85 yards | TD vs. Texas (12/27/17)

41 receptions for 724 yards and six touchdowns in 2017, with four of the scores from 65 yards out or longer  
The average distance for each of his six scores was a whopping 56.5 yards  
Had a pair of 100-yard outings last year (vs. MO State - 116 on five catches; at UConn - 128 on five catches)  
2016 All-Freshman Team after averaging 17.6 yards per touch that year



**#14 DOMINIC GICINTO**  
FR ■ 5-9 ■ 180  
Raytown, Mo. | Raytown HS

**WR**  
**CAREER HIGHS**  
Catches: NA  
Yards: NA  
TDs: NA

Long: NA  
Rushes: NA  
Yards: NA

**LAST TIME OUT**  
NA

Rising star who possesses elite speed and is praised as a burner with great quickness and change-of-direction ... Enrolled at Mizzou for the spring  
Scored in Mizzou's spring game, taking a 65-yard hitch to the house, showing off his elite speed



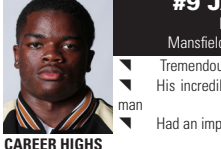
**#7 NATE BROWN**  
SR ■ 6-4 ■ 225  
Suwanee, Ga. | North Gwinnett HS

**WR**  
**CAREER HIGHS**  
Catches: 6 vs. SC (10/3/15)  
Yards: 69 vs. SEMO (9/5/15)

TDs: 6 vs. SC (10/3/15)  
Long: 33 vs. SEMO (9/5/15)

**LAST TIME OUT**  
1 catch | 3 yards vs. Texas (12/27/17)

Has battled back from a pair of serious injuries, including an ankle injury in preseason camp prior to 2016 which forced him to miss the entire season, as well as a shoulder injury in the spring of 2017 that set him back significantly a year ago  
Was the team's top receiving threat in 2015, catching 27 passes for 326 yards and four scores



**#9 JALEN KNOX**  
FR ■ 6-0 ■ 195  
Mansfield, Texas | Timberview HS

**WR**  
**CAREER HIGHS**  
Catches: NA  
Yards: NA  
TDs: NA

Long: NA  
Rushes: NA  
Yards: NA

**LAST TIME OUT**  
NA

Tremendous ball skills with great quickness and agility  
His incredible change-of-direction gives him the potential to be a dynamic return man  
Had an impressive camp that helped him shoot up the depth chart



**#81 ALBERT OKWUEGBUNAM**  
RS SO ■ 6-5 ■ 255  
Springfield, Ill. | Sacred Heart Griffin HS

**TE**  
**CAREER HIGHS**  
Catches: 5, twice  
Yards: 16 at Vanderbilt (11/18/17)

TDs: 3 vs. Idaho (10/21/17)  
Long: 57 at Vanderbilt (11/18/17)

**LAST TIME OUT**  
4 catches | 43 yards vs. Texas (12/27/17)  
owe-COO-ay-BOO-nom

Freak at the TE spot who runs a 4.6 40 with incredible size and strength; arguably the nation's top TE  
Led all TEs nationally with 11 TDs a year ago and was a member of the All-SEC Second-Team and All-Freshman Team - also led all freshmen nationally in TD catches  
Caught 29 passes for 415 yards and 11 scores as a freshman; Had four games with multiple TDs



**#11 KENDALL BLANTON**  
RS SR ■ 6-6 ■ 265  
Blue Springs, Mo. | Blue Springs South HS

**TE**  
**CAREER HIGHS**  
Catches: 6 vs. USC (10/3/15)  
Yards: 62 vs. Idaho (10/21/17)

TDs: 1, twice  
Long: 62 vs. Idaho (10/21/17)

**LAST TIME OUT**  
1 catch | 23 yards  
vs. Texas (12/27/17)

Pairs with Albert O to give Mizzou arguably the nation's top 1-2 punch at TE as he boasts an NFL-type skillset ... Caught six passes for 138 yards and a score a year ago  
Playing as a college graduate; interned in Mizzou's athletic development office last summer



**#70 YASIR DURANT**  
JR ■ 6-7 ■ 330  
Philadelphia, Pa. | Imhotep HS | Ariz. W. CC

**LT**  
**CAREER HIGHS**  
Catches: NA  
Yards: NA

yah-SEER

One of the SEC's top returning offensive tackles who is primed for an even larger role across Mizzou's offensive line during his junior season  
Started the final nine games of 2017 at left tackle, team was 6-3 in that span  
Boasted an 84.2% pass blocking efficiency rating a year ago


**LAST TIME OUT**  
yah-SEER



**#71 KEVIN PENDLETON**  
RS SR ■ 6-4 ■ 325  
Lee's Summit, Mo. | Lee's Summit West HS

**LG**  
**CAREER HIGHS**  
Catches: NA  
Yards: NA

Redshirt senior leader across the offensive line, he has been one of the most consistent performers, starting 24 of the last 25 games at left guard  
Is a college graduate; interned with Mizzou's athletic marketing staff over the summer  
Lauded by the coaches for his leadership



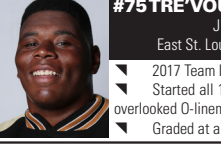
**#55 TRYSTAN COLON-CASTILLO**  
RS SO ■ 6-4 ■ 315  
Webb City, Mo. | Webb City HS

**C**  
**CAREER HIGHS**  
Catches: NA  
Yards: NA

cuH-LONE cast-EE-owe

2017 SEC All-Freshman Team (Coaches) and 2017 Team Underclassman Leadership Award  
Found for pound is one of the strongest players on the team which gives Mizzou an imposing, physical presence in the trenches  
Started all 13 games a year ago at center

**LAST TIME OUT**  
cuH-LONE cast-EE-owe



**#75 TRE'VOUR WALLACE-SIMMS**  
JR ■ 6-5 ■ 330  
East St. Louis, Ill. | East St. Louis HS

**RG**  
**CAREER HIGHS**  
Catches: NA  
Yards: NA

TREY-vore

2017 Team Ironman Award  
Started all 13 games a year ago at right guard and continues to be one of the more overlooked O-linemen in the SEC  
Graded at a 90.0 pass block efficiency a year ago and did not allow a single sack



**#77 PAUL ADAMS**  
RS SR ■ 6-4 ■ 225  
Nashville, Tenn. | Christ Presbyterian HS

**RT**  
**CAREER HIGHS**  
Catches: NA  
Yards: NA

Proven performer who is one of the SEC's most experienced linemen  
Started the last 25 games at right tackle  
Team captain in 2017 and heralded for his leadership abilities  
Grades as one of the SEC's top O-linemen week to week by a variety of national outlets



**#19 TUCKER McCANN**  
JR ■ 6-2 ■ 215  
O'Fallon, Ill. | O'Fallon HS

**K**  
**CAREER HIGHS**  
Catches: NA  
Yards: NA

**LAST TIME OUT**  
1-for-1 FG | 1-for-1 PAT  
vs. Texas (12/27/17)

Preseason All-SEC kicker who enters his third season as Mizzou's starting PK  
Has a huge leg and is very reliable in the field goal game, connecting on 15-of-17 a year ago, including a perfect 4-for-4 from 40+ yards  
Will also likely handle kickoff duties as he enters the year atop the depth chart



**#39 CHRISTURNER**

SO ■ 6-4 ■ 255  
Hammond, La. | Hammond HS

**LAST TIME OUT**  
0 tackles vs. Texas (12/27/17)

▶ Talented edge rusher who has drawn comparisons to some of Mizzou's elite pass rushers and will be looked at to take a huge step forward as a sophomore after seeing plenty of time as true freshman in 2017  
▶ Will be the primary starter at the rush end spot after an impressive fall camp

**CAREER HIGHS**

**Tackles:** \_\_\_\_\_ 2 vs. Purdue (9/16/17) **Sacks:** \_\_\_\_\_ 0.5 at Georgia (10/14/17) **Fumble Rec:** \_\_\_\_\_ NA  
**TFL:** \_\_\_\_\_ 0.5, twice **Sack Yards:** \_\_\_\_\_ 1 at Georgia (10/14/17) **PD:** \_\_\_\_\_ NA  
**TFL Yards:** \_\_\_\_\_ 1, twice **Forced Fumble:** \_\_\_\_\_ NA **INT:** \_\_\_\_\_ NA



**#97 AKIAL BYERS**

SO ■ 6-4 ■ 280  
Fayetteville, Ark. | Fayetteville HS

**LAST TIME OUT**  
0 tackles vs. Texas (12/27/17)

▶ Former blue chip prospect who saw playing time as a freshman and will look to build upon that and take on a larger role as a sophomore  
▶ Played in seven games last year and made three tackles

**CAREER HIGHS**

**Tackles:** \_\_\_\_\_ 1, three times **Sacks:** \_\_\_\_\_ NA  
**TFL:** \_\_\_\_\_ NA **Sack Yards:** \_\_\_\_\_ NA  
**TFL Yards:** \_\_\_\_\_ NA **INT:** \_\_\_\_\_ NA



**#5 TERRY BECKNER, JR.**

SR ■ 6-4 ■ 295  
East St. Louis, Ill. | East St. Louis HS

**LAST TIME OUT**  
3 tackles | 0.5 TFL vs. Texas (12/27/17)

▶ Turned down the NFL to return to Mizzou for his senior season and is on three preseason award watch lists (Bednarik, Nagurski, Outland) after starting all 13 games and totaling career-highs in tackles (38), TFLs (11.0), sacks (7.0) and QB hurries (five) - former No. 1 overall recruit nationally and has overcome two ACL tears  
▶ Praised for his incredible leadership and is the cornerstone of Mizzou's defense

**CAREER HIGHS**

**Tackles:** \_\_\_\_\_ 6, twice **Sacks:** \_\_\_\_\_ 2.0 vs. Idaho (10/21/17) **Fumble Rec:** \_\_\_\_\_ 1, twice  
**TFL:** \_\_\_\_\_ 2.5 at UConn (10/28/17) **Sack Yards:** \_\_\_\_\_ 9 at Vanderbilt (10/24/15) **PD:** \_\_\_\_\_ 1, three times  
**TFL Yards:** \_\_\_\_\_ 10 at Vanderbilt (10/24/15) **Forced Fumble:** \_\_\_\_\_ 1 vs. Del. St. (9/24/16) **INT:** \_\_\_\_\_ 1 at Vanderbilt (11/18/17)



**#13 RASHAD BRANDON**


SR ■ 6-3 ■ 300  
Jersey City, N.J. | St. Anthony's HS | ASA Academy

**LAST TIME OUT**  
2 tackles vs. Texas (12/27/17)

▶ Junior college All-American who made an immediate impact a year ago and gives Mizzou a strong option among its DT rotation  
▶ Played in all 13 games, and made one start, while racking up 21 tackles on the year, ranking as fourth-most among Mizzou's defensive linemen - added 5.5 TFLs

**CAREER HIGHS**

**Tackles:** \_\_\_\_\_ 5 vs. MO St. (9/2/17) **Sacks:** \_\_\_\_\_ 1.0 vs. MO St. (9/2/17)  
**TFL:** \_\_\_\_\_ 2.5 vs. MO St. (9/2/17) **Sack Yards:** \_\_\_\_\_ 7 vs. MO St. (9/2/17)  
**TFL Yards:** \_\_\_\_\_ 10 vs. MO St. (9/2/17) **Forced Fumble:** \_\_\_\_\_ NA



**#99 WALTER PALMORE**

SR ■ 6-4 ■ 320  
Columbus, Ga. | Hardaway HS | Eastern Arizona JC

**LAST TIME OUT**  
0 tackles vs. Texas (12/27/17)

▶ Experienced interior lineman who should challenge for plenty of playing time at one of the defensive tackle positions  
▶ Notched 13 tackles last season in 10 appearances

**CAREER HIGHS**

**Tackles:** \_\_\_\_\_ 3 vs. MO St. (9/2/17) **Sacks:** \_\_\_\_\_ NA **Fumble Rec:** \_\_\_\_\_ NA  
**TFL:** \_\_\_\_\_ NA **Sack Yards:** \_\_\_\_\_ NA **PD:** \_\_\_\_\_ NA  
**TFL Yards:** \_\_\_\_\_ NA **Forced Fumble:** \_\_\_\_\_ NA **INT:** \_\_\_\_\_ NA



**#95 JORDAN ELLIOTT**

RS SO ■ 6-4 ■ 315  
Missouri City, Texas | Westside HS | Texas

**LAST TIME OUT**  
NA

▶ Texas transfer with tremendous upside who earned the team's 2017 Defensive Scout Team Player of the Year and Team Lifter of the Year Awards last year while he sat out due to NCAA transfer rules  
▶ Offered by Texas, Alabama, Auburn, Florida, Florida State coming out of high school

**CAREER HIGHS**

**Tackles:** \_\_\_\_\_ NA **Sacks:** \_\_\_\_\_ NA  
**TFL:** \_\_\_\_\_ NA **Sack Yards:** \_\_\_\_\_ NA  
**TFL Yards:** \_\_\_\_\_ NA **INT:** \_\_\_\_\_ NA



**#93 TRE WILLIAMS**

RS SO ■ 6-5 ■ 260  
Columbia, Mo. | Rock Bridge HS

**LAST TIME OUT**  
4 tackles vs. Texas (12/27/17)

▶ 2017 SEC All-Freshman Team (Coaches) after playing in 11 games a year ago while posting 20 tackles  
▶ Among his 20 tackles were 4.0 tackles for loss, including 3.0 sacks, as he showed signs of being an impact pass rusher

**CAREER HIGHS**

**Tackles:** \_\_\_\_\_ 4, twice **Sacks:** \_\_\_\_\_ 2.0 vs. Tennessee (11/11/17) **Fumble Rec:** \_\_\_\_\_ NA  
**TFL:** \_\_\_\_\_ 2.0, twice **Sack Yards:** \_\_\_\_\_ 9 vs. Tennessee (11/11/17) **PD:** \_\_\_\_\_ NA  
**TFL Yards:** \_\_\_\_\_ 9 vs. Tennessee (11/11/17) **Forced Fumble:** \_\_\_\_\_ NA **INT:** \_\_\_\_\_ NA



**#29 NATE ANDERSON**


SR ■ 6-3 ■ 255  
Toronto, Ontario | Prattville (Ala.) HS | NM Military

**LAST TIME OUT**  
0 tackles vs. Texas (12/27/17)

▶ Junior college transfer who made an immediate impact a year ago and should again challenge for time at one of Mizzou's defensive end positions  
▶ Played in 12 games and made 12 tackles in all, including a six-yard quarterback sack in his first appearance as a Tiger against Missouri State; career-high four stops vs. Idaho

**CAREER HIGHS**

**Tackles:** \_\_\_\_\_ 4 vs. Idaho (10/21/17) **Sacks:** \_\_\_\_\_ 2 vs. MO State (9/2/17)  
**TFL:** \_\_\_\_\_ 1.0, twice **Sack Yards:** \_\_\_\_\_ 6 vs. MO State (9/2/17)  
**TFL Yards:** \_\_\_\_\_ 6 vs. MO State (9/2/17)



**#24 TEREZ HALL**

SR ■ 6-2 ■ 230  
Lithonia, Ga. | King HS

**LAST TIME OUT**  
9 tackles | 1.0 TFL vs. Texas (12/27/17)

▶ All-Star candidate who is on both the Butkus and Nagurski Award Watch Lists after posting 85 tackles and 12.5 tackles for loss in his first year as a starter at the weakside LB last season  
▶ His 12.5 TFLs last year were the most for a Mizzou LB since 2015  
▶ Earned the team's Underclassman Leadership Award in 2017

**CAREER HIGHS**

**Tackles:** \_\_\_\_\_ 12 at Kentucky (10/7/17) **Sacks:** \_\_\_\_\_ 1.0 vs. MO St. (9/2/17) **Fumble Rec:** \_\_\_\_\_ NA  
**TFL:** \_\_\_\_\_ 2.5 at Kentucky (10/7/17) **Sack Yards:** \_\_\_\_\_ 3 vs. MO St. (9/2/17) **PD:** \_\_\_\_\_ 1 at UK (10/7/17)  
**TFL Yards:** \_\_\_\_\_ 4 at Kentucky (10/7/17) **Forced Fumble:** \_\_\_\_\_ NA **INT:** \_\_\_\_\_ NA



**#22 AUBREY MILLER**

SO ■ 6-2 ■ 225  
Memphis, Tenn. | Whitehaven HS

**LAST TIME OUT**  
0 tackles vs. Texas (12/27/17)

▶ Special teams standout as a true freshman a year ago who is the heir apparent to Terez Hall at the weakside LB spot  
▶ Flies around the field and plays with great energy and made three special teams tackles a year ago despite breaking his leg, forcing him to miss three weeks

**CAREER HIGHS**

**Tackles:** \_\_\_\_\_ 2 vs. Tennessee (11/11/17) **Sacks:** \_\_\_\_\_ NA  
**TFL:** \_\_\_\_\_ NA **Sack Yards:** \_\_\_\_\_ NA  
**TFL Yards:** \_\_\_\_\_ NA **INT:** \_\_\_\_\_ NA



**#47 CALE GARRETT**

JR ■ 6-3 ■ 230  
Kearney, Mo. | Kearney HS

**LAST TIME OUT**  
13 tackles | 1.0 TFL vs. Texas (12/27/17)

▶ Field general at the MLB spot who enters his second year as the full time starter at the spot  
▶ Led the team with 105 total stops (ranking seventh in the SEC)  
▶ His 65 solo stops ranked as fourth-best in the conference as well

**CAREER HIGHS**

**Tackles:** \_\_\_\_\_ 13 vs. Texas (12/27/17) **Sacks:** \_\_\_\_\_ 1.0, three times **PD:** \_\_\_\_\_ 1, twice  
**TFL:** \_\_\_\_\_ 2.0, twice **Sack Yards:** \_\_\_\_\_ 10 vs. Purdue (9/16/17) **INT:** \_\_\_\_\_ 1, three times  
**TFL Yards:** \_\_\_\_\_ 10 vs. Purdue (9/16/17) **Forced Fumble:** \_\_\_\_\_ NA **Fumble Rec:** \_\_\_\_\_ 1 vs. MO St. (9/2/17)



**#46 JACOB TRUMP**

RS JR ■ 6-3 ■ 230  
Bessemer, Ala. | Bessemer City HS

**LAST TIME OUT**  
NA

▶ Should be a huge contributor on special teams and on the defensive side of the ball after fully recovering from a season-ending knee injury suffered in week two a year ago  
▶ Lauded by Mizzou's coaches for his leadership on and off the field and in the classroom.

**CAREER HIGHS**

**Tackles:** \_\_\_\_\_ 4 at UConn (10/28/17) **Sacks:** \_\_\_\_\_ NA  
**TFL:** \_\_\_\_\_ 0.5 vs. MO St. (9/2/17) **Sack Yards:** \_\_\_\_\_ NA  
**TFL Yards:** \_\_\_\_\_ 1 vs. MO St. (9/2/17)



**#4 BRANDON LEE**

RS SR ■ 6-2 ■ 225  
Indianapolis, Ind. | Lawrence Central HS

**LAST TIME OUT**  
5 tackles | 1.5 TFLs vs. Texas (12/27/17)

▶ Will be looked at as one of the leaders of Mizzou's defense during his redshirt senior season as he pursues his MBA in Mizzou's college of business - also represented the SEC at NCAA Leadership Council  
▶ Took over the starting role at the strongside position in game number five last year, and never relinquished the spot, starting each of the last nine games there - posted 42 tackles and five TFLs, four PBU's and an INT

**CAREER HIGHS**

**Tackles:** \_\_\_\_\_ 11 at USC (11/5/16) **Sacks:** \_\_\_\_\_ 1.0, twice **Fumble Rec:** \_\_\_\_\_ NA  
**TFL:** \_\_\_\_\_ 2.0 at USC (11/5/16) **Sack Yards:** \_\_\_\_\_ 7 at USC (11/5/16) **PD:** \_\_\_\_\_ 2, at Vanderbilt (11/18/17)  
**TFL Yards:** \_\_\_\_\_ 8 at USC (11/5/16) **Forced Fumble:** \_\_\_\_\_ 1 vs. Del. St. (9/24/16) **INT:** \_\_\_\_\_ 1 at Vanderbilt (11/18/17)



**#3 RONNELL PERKINS**

RS JR ■ 6-0 ■ 205  
St. Louis, Mo. | University City HS

**LAST TIME OUT**  
0 tackles vs. Texas (12/27/17)

▶ Former All-SEC Freshman Team at safety who is making the transition to strongside linebacker for his junior season  
▶ Saw action in 10 games last year, making two starts in the secondary  
▶ Tallied 27 tackles (18 solo) with a forced fumble and a TFL

**CAREER HIGHS**

**Tackles:** \_\_\_\_\_ 10 vs. Arkansas (11/25/16) **Forced Fumble:** \_\_\_\_\_ 1 at Georgia (10/14/17)  
**TFL:** \_\_\_\_\_ 1.5, twice **Fumble Rec:** \_\_\_\_\_ 1 vs. Idaho (10/21/17)  
**TFL Yards:** \_\_\_\_\_ 3, twice



**#2 DeMARKUS ACY**

JR ■ 6-2 ■ 195  
Dallas, Texas | Ilmer-Hutchins HS

**LAST TIME OUT**  
5 tackles | 1 PBU vs. Texas (12/27/17)

▶ Made 12 starts in 13 games for the Tigers at one cornerback spot a year ago  
▶ Ended the season fifth on the team with 48 tackles, including 5.0 TFLs (most among the Tiger secondary), while ranking fourth on the squad with three pass break-ups  
▶ Career-high nine tackles (one TFL, one PBU) in MU's bowl-clinching win at Vanderbilt (11/18)

**CAREER HIGHS**

**Tackles:** \_\_\_\_\_ 9 at Vanderbilt (11/18/17) **Forced Fumble:** \_\_\_\_\_ 1 vs. MO St. (9/2/17) **PD:** \_\_\_\_\_ 2 vs. Eastern Michigan (9/10/16)  
**TFL:** \_\_\_\_\_ 2.0 vs. MO St. (9/2/17) **Fumble Rec:** \_\_\_\_\_ NA **INT:** \_\_\_\_\_ NA  
**TFL Yards:** \_\_\_\_\_ 4 vs. MO St. (9/2/17)



**#10 TERRY PETRY**

RS FR ■ 6-1 ■ 175  
Missouri City, Texas | Ridge Point HS

**LAST TIME OUT**  
NA  
PEE-tree

▶ Athletic and physically gifted corner who will look to make an impact at one of the cornerback positions as a freshman after taking a redshirt in his first year at Mizzou in 2017  
▶ Enters fall camp listed as the No. 2 option at one of the cornerback positions on Mizzou's initial fall depth chart

**CAREER HIGHS**

**Tackles:** \_\_\_\_\_ NA **Forced Fumble:** \_\_\_\_\_ NA  
**TFL:** \_\_\_\_\_ NA **Fumble Rec:** \_\_\_\_\_ NA  
**TFL Yards:** \_\_\_\_\_ NA



**#14 ADAM SPARKS**

SO ■ 6-0 ■ 180  
Baton Rouge, La. | Dutchtown HS

**LAST TIME OUT**  
3 tackles | 1 PBU vs. Texas (12/27/17)

Started the final eight games of his true freshman season last year, and that coincided with the defense's resurgence during the six-game win streak to close the year  
 Played in all 13 games and made 34 tackles on the season (21 solo) and ranked second on the team with four pass break-ups while tying for the team lead with two interception

**CAREER HIGHS**

**Tackles:** 6 at Kentucky (10/7/17) **Forced Fumble:** NA **PD:** 2 at UConn (10/28/17)  
**TFL:** 1.0 vs. Florida (11/4/17) **Fumble Rec:** NA **INT:** 1, twice  
**TFL Yards:** 3 vs. Florida (11/4/17)



**#21 CHRISTIAN HOLMES**

RS SO ■ 6-1 ■ 200  
Leland, Miss. | McNair (Ga.) HS

**LAST TIME OUT**  
NA

Was expected to challenge for a starting cornerback position last year, but those plans were derailed when he sustained a shoulder injury early in August pre-season camp  
 Is back and healthy in 2018 and gives Mizzou quality depth at corner  
 Played in 10 games as a freshman in 2016, posting one tackle on special teams

**CAREER HIGHS**

**Tackles:** 1, vs. Arkansas (11/25/16) **PD:** 1 vs. EMU (9/10/16)  
**TFL:** NA **INT:** NA  
**TFL Yards:** NA



**#7 CAM HILTON**

SR ■ 6-0 ■ 190  
St. Louis, Ill. | Webster Groves HS

**LAST TIME OUT**  
0 tackles vs. Texas (12/27/17)

Solid three-year contributor who brings athleticism and shiftness to the Mizzou secondary with great coverage skills ... made 16 tackles last season in 12 games, and added a pair of pass break-ups  
 Role evolved throughout the year, as he ended season year being a key contributor on various third down packages for the Tiger defense

**CAREER HIGHS**

**Tackles:** 10 vs. Kentucky (10/29/16) **Sacks:** 1.0 at USC (11/5/16) **Fumble Rec:** NA  
**TFL:** 1.0, twice **Sack Yards:** 5 at USC (11/5/16) **PD:** 1 vs. Kentucky (10/29/16)  
**TFL Yards:** 5 at USC (11/5/16) **Forced Fumble:** NA **INT:** NA



**#18 JOSHUA BLEDSOE**

SO ■ 6-0 ■ 205  
Houston, Texas | Dekaney HS

**LAST TIME OUT**  
1 tackle vs. Texas (12/27/17)

Sophomore who impressed Mizzou's coaches during his freshman season enough to play in 12 games, including being a key member of Mizzou's third-down package in the secondary as the season progressed  
 Saw action in 12 games, and registered 13 tackles in all, including one sack

**CAREER HIGHS**

**Tackles:** 3 at UGA (10/14/17) **Sacks:** 1.0 vs. Tennessee (11/11/17)  
**TFL:** 1.0 vs. Tennessee (11/11/17) **Sack Yards:** 7 vs. Tennessee (11/11/17)  
**TFL Yards:** 7 vs. Tennessee (11/11/17) **Forced Fumble:** NA



**#20 KHALIL OLIVER**

RS JR ■ 6-1 ■ 210  
Meridian, Ida. | Rocky Mountain HS

**LAST TIME OUT**  
NA

Won the starting job at one of Mizzou's safety positions during fall camp as his experience and leadership shined through ... Graduate transfer from Oregon where he 73 tackles, 2.5 TFLs and one INT in 25 career games  
 Saw action in 25 games over the 2015 and 2016 seasons at Oregon, and began the 2017 season as a starter for the Ducks, but was injured in the first game of the year, and did not play the rest of the season

**CAREER HIGHS**

**Tackles:** 9 at USC (11/5/16) **Sacks:** NA **Fumble Rec:** NA  
**TFL:** 1.0, twice **Sack Yards:** NA **PD:** 1, three times  
**TFL Yards:** 4, twice **Forced Fumble:** NA **INT:** 1 vs. Virginia (9/10/16)



**TYRE GILLESPIE**

SO ■ 6-0 ■ 210  
Ocala, Fla. | Vanguard HS

**LAST TIME OUT**  
1 tackle vs. Texas (12/27/17)

Impressed Mizzou's coaches as a freshman and saw plenty of action on the field figures to do the same in the Mizzou secondary as a sophomore  
 Developed quickly into a dependable special teams contributor as a true freshman, seeing action in seven games and posting two tackles

**CAREER HIGHS**

**Tackles:** 1, twice **Sacks:** NA  
**TFL:** NA **Sack Yards:** NA  
**TFL Yards:** NA



**#26 COREY FATONY**

SR ■ 5-11 ■ 205  
Franklin, Tenn. | Franklin HS

**LAST TIME OUT**  
8 punts | 344 yds. | 43.0 avg. vs. Texas (12/27/17)

Ray Guy Award Semifinalist a year ago and ranks as one of the nation's top punters  
 Ranked 13th overall on the year in punting, with his 44.3 yards per kick average, and his outstanding ability to get hang time, as well as pin point directional kicking, had the Tigers ranked 13th in the team net punting category, as well (41.0 avg.) ... Had only five touchbacks in 58 attempts on the season

**CAREER HIGHS**

**Punts:** 10 at Florida (10/15/16) **Avg (min 3 punts):** 53.75 vs. USC (9/9/17)  
**Punt Yards:** 448 at Florida (10/15/16) **Long:** 70 vs. USC (9/9/17)

**2017 STARTING LINEUPS**

OFFENSE	TE	LT	LG	C	RG	RT	QB	TB	WR/FB	WR	WR
Missouri St.	Reese	Howell	Pendleton	Castillo	Simms	Adams	Lock	Crockett	Moore	Mason	Johnson
South Carolina	Reese	Howell	Pendleton	Castillo	Simms	Adams	Lock	Crockett	Moore	Mason	Johnson
Purdue	Reese	Howell	Ploudre	Castillo	Simms	Adams	Lock	Witter	Moore	Mason	Johnson
Auburn	Blanton	Durant	Pendleton	Castillo	Simms	Adams	Lock	Crockett	Moore	Mason	Johnson
Kentucky	Blanton	Durant	Pendleton	Castillo	Simms	Adams	Lock	Crockett	Ablen (FB)	Hall	Johnson
Georgia	Okwuegbunam	Durant	Pendleton	Castillo	Simms	Adams	Lock	Crockett	Moore	Hall	Johnson
Idaho	Blanton	Durant	Pendleton	Castillo	Simms	Adams	Lock	Witter	Abeln (FB)	Hall	Johnson
UConn	Okwuegbunam	Durant	Pendleton	Castillo	Simms	Adams	Lock	Witter	Collins	Hall	Johnson
Florida	Okwuegbunam	Durant	Pendleton	Castillo	Simms	Adams	Lock	Witter	Moore	Hall	Johnson
Tennessee	Okwuegbunam	Durant	Pendleton	Castillo	Simms	Adams	Lock	Witter	Moore	Hall	Johnson
Vanderbilt	Okwuegbunam	Durant	Pendleton	Castillo	Simms	Adams	Lock	Witter	Moore	Hall	Johnson
Arkansas	Okwuegbunam	Durant	Pendleton	Castillo	Simms	Adams	Lock	Witter	Moore	Hall	Johnson
Texas	Okwuegbunam	Durant	Pendleton	Castillo	Simms	Adams	Lock	Witter	Moore	Hall	Johnson

DEFENSE	DE	DT	DT	DE	LB	LB	LB	FS	SS	CB	CB
Missouri St.	Harold Beckner	Utsey	Frazier	Garrett	Hall	Prewett	Ullmer	Sherrils	Cheadle	Acy	Acy
South Carolina	Harold Beckner	Utsey	Frazier	Garrett	Hall	Prewett	Wilson	Sherrils	Cheadle	Acy	Acy
Purdue	Harold Beckner	Utsey	Frazier	Garrett	Hall	Prewett	Wilson	Sherrils	Cheadle	Acy	Acy
Auburn	Harold Beckner	Utsey	Frazier	Garrett	Hall	Prewett	Wilson	Sherrils	Cheadle	Acy	Acy
Kentucky	Harold Beckner	Utsey	Frazier	Garrett	Hall	Lee	Wilson	Perkins	Cheadle	Acy	Acy
Georgia	Harold Beckner	Utsey	Frazier	Garrett	Hall	Lee	Wilson	Perkins	Sparks	Acy	Acy
Idaho	Harold Beckner	Logan	Frazier	Garrett	Hall	Lee	Prewett	Sherrils	Sparks	Acy	Acy
UConn	Harold Beckner	Logan	Frazier	Garrett	Hall	Lee	Prewett	Sherrils	Sparks	Acy	Acy
Florida	Harold Beckner	Brandon	Frazier	Garrett	Hall	Lee	Prewett	Sherrils	Sparks	Acy	Acy
Tennessee	Harold Beckner	Logan	Frazier	Garrett	Hall	Lee	Prewett	Sherrils	Sparks	Acy	Acy
Vanderbilt	Harold Beckner	Logan	Frazier	Garrett	Hall	Lee	Prewett	Sherrils	Sparks	Acy	Acy
Arkansas	Harold Beckner	Logan	Frazier	Garrett	Hall	Lee	Prewett	Sherrils	Sparks	Acy	Acy
Texas	Harold Beckner	Logan	Frazier	Garrett	Hall	Lee	Prewett	Sherrils	Sparks	Acy	Acy

**MIZZOU ON 2018 WATCH LISTS**

- Maxwell Award (top offensive player) – Senior QB Drew Lock
- Bednarik Award (top defensive player) – Senior DL Terry Beckner, Jr.
- Davey O'Brien Award (top QB) – Senior QB Drew Lock
- Doak Walker Award (top RB) – Junior RB Damarea Crockett
- Biletnikoff Award (top WR) – Senior WR Emanuel Hall
- Mackey Award (top TE) – Sophomore TE Albert Okwuegbunam
- Butkus Award (top LB) – Senior LB Terez Hall
- Bronko Nagurski Trophy (top defensive player) - Senior DL Terry Beckner, Jr.
- Bronko Nagurski Trophy (top defensive player) - Senior LB Terez Hall
- Outland Trophy (top interior lineman) – Senior OL Paul Adams
- Outland Trophy (top interior lineman) – Terry Beckner, Jr.
- Lou Groza Award (top K) – Junior K Tucker McCann
- Ray Guy Award (top P) – Senior P Corey Fatony
- Vuerffel Trophy – (community service) – Senior P Corey Fatony
- Walter Camp Award (player of the year) – Senior QB Drew Lock
- Johnny Unitas Golden Arm Award (top QB) – Senior QB Drew Lock
- Manning Award Watch List (top QB) – Senior QB Drew Lock

**STARTS BY POSITION**

**OFFENSE**

LINEMEN	'14	'15	'16	'17	'18	Tot.
Adams	RS	0	12	13		25
Pendleton	RS	0	12	12		24
Castillo	—	—	RS	13		13
Simms	—	—	0	13		13
Durant	—	—	—	10		10
Bailey	RS	0	9	0		9
Dubinski	—	RS	2	0		2

**RECEIVERS**

	'14	'15	'16	'17	'18	Tot.
Johnson	—	RS	8	12		20
Hall	—	—	6	9		15
Brown	0	12	0	0		12
Blanton	RS	0	2	3		5
Okwuegbunam	—	—	RS	6		7

**QBs**

	'14	'15	'16	'17	Tot.
Lock	—	8	12	13	33

**TAILBACKS**

	'14	'15	'16	'17	Tot.
Crockett	—	—	2	5	7

**DEFENSE**

**LINEMEN**

	'14	'15	'16	'17	Tot.
Beckner	—	5	0	13	17
Utsey	—	—	0	6	6
Brandon	—	—	—	1	1

**LINEBACKERS**

	'14	'15	'16	'17	Tot.
Garrett	—	—	2	13	15
Lee	RS	0	4	9	13
Hall	—	—	0	13	13
Perkins	—	RS	4	2	6*

\* - all six starts were in secondary; he moved to LB in 2018

**SECONDARY**

	'14	'15	'16	'17	Tot.
Acy	—	—	1	12	13
Hilton	—	1*	6	0	7
Sparks	—	—	—	8	8
Ullmer	—	—	—	1	1

\* - as a WR during his freshman season

**CAREER PARTICIPATION**

	Career G-GS	2018 G-GS	2017 G-GS	2016 G-GS	2015 G-GS	2014 G-GS
2 DeMarkus Acy	24-13		13-12	11-1	-	-
77 Paul Adams	28-25		13-13	12-12	3-0	-
45 Franklin Agbasimere	9-0		4-0	5-0	-	-
29 Nate Anderson	12-0		12-0	-	-	-
56 Samson Bailey	20-9		11-0	9-9	-	-
5 Terry Beckner, Jr.	20-17		13-11	7-0	10-5	-
11 Kendall Blanton	32-5		13-3	11-2	8-0	-
18 Joshua Bledsoe	12-0		12-0	-	-	-
13 Rashad Brandon	13-1		13-1	-	-	-
25 Jamal Brooks	12-0		12-0	-	-	-
2 Nate Brown	32-12		11-0	-	12-12	9-0
97 Akial Byers	7-0		7-0	-	-	-
55 Trystan Castillo	13-13		13-13	RS	-	-
16 Damarea Crockett	17-7		6-5	11-2	-	-
21 Dawson Downing	5-0		5-0	-	-	-
67 Jonah Dubinski	14-2		7-0	7-2	-	-
70 Yasir Durant	13-10		13-10	-	-	-
36 Daniel Ellinger	5-0		5-0	-	-	-
26 Corey Fatony	37-0		13-0	12-0	12-0	-
17 Richaud Floyd	22-0		13-0	9-0	-	-
47 Cale Garrett	25-15		13-13	12-2	-	-
9 Tyree Gillespie	8-0		8-0	-	-	-
62 Thomas Grossman	1-0		-	1-0	-	-
84 Emanuel Hall	35-15		13-9	11-6	11-0	-
24 Terez Hall	35-13		13-13	10-0	12-0	-
7 Cam Hilton	35-7		12-0	11-6	12-1	-
21 Christian Holmes	10-0		-	10-0	-	-
94 Tyrell Jacobs	2-0		1-0	1-0	-	-
12 Johnathon Johnson	25-20		13-12	12-8	-	-
4 Brandon Lee	37-13		13-9	12-4	12-0	-
3 Drew Lock	37-33		13-13	12-12	12-8	-
19 Jack Lowary	2-0		2-0	-	-	-
98 Tucker McCann	24-0		12-0	12-0	-	-
40 Aubrey Miller	10-0		10-0	-	-	-
15 Dominic Nelson	8-0		-	-	-	-
81 Albert Okwuegbunam	13-7		13-7	-	-	-
99 Walter Palmore	10-0		10-0	-	-	-
71 Kevin Pendleton	26-24		13-12	12-12	3-0	-
3 Ronnell Perkins	22-6		10-2	12-4	-	-
58 Noah Robinson	9-0		9-0	-	-	-
6 Tavon Ross	25-0		12-0	5-0	8-0	-
33 Larry Rountree	13-0		13-0	-	-	-
89 Brendan Scales	1-0		-	-	-	-
75 Tre'Vour Simms	25-13		13-13	12-0	-	-
8 Justin Smith	3-0		-	3-0	-	-
14 Adam Sparks	13-8		13-8	-	-	-
31 Finis Stribling IV	27-0		13-0	9-0	6-0	-
46 Jacob Trump	7-0		2-0	5-0	-	-
39 Chris Turner	12-0		12-0	-	-	-
11 Jordan Ullmer	8-1		8-1	-	-	-
90 Markel Utsey	17-6		11-6	6-0	-	-
78 Kobie Whiteside	12-0		12-0	-	-	-
93 Tre Williams	11-0		11-0	-	-	-
2 Micah Wilson	2-0		2-0	-	-	-
48 Roderick Winters	1-0		1-0	-	-	-
51 Drew Wise	4-0		4-0	-	-	-
86 James Workman	10-0		10-0	-	-	-

**LAST TIME MIZZOU HAD...**

**RUSHING**  
 30 attempts \_\_\_\_\_ 31 - Ish Witter at Tennessee, 11/19/16  
 25 attempts \_\_\_\_\_ 31 - Ish Witter at Tennessee, 11/19/16  
 100 yards \_\_\_\_\_ 216, 155 - Ish Witter, Larry Rountree III vs. Tennessee, 11/11/17  
 200 yards \_\_\_\_\_ 216 - Ish Witter vs. Tennessee, 11/11/17  
 3 TDs \_\_\_\_\_ 3 - Larry Rountree III vs. Florida, 11/4/17  
 4 TDs \_\_\_\_\_ 4 - Damarea Crockett vs. Middle Tennessee, 10/22/16  
 50+ yard rush \_\_\_\_\_ 64, 52 - Larry Rountree III, Ish Witter vs. Tennessee, 11/11/17  
 75+ yard rush \_\_\_\_\_ 86 - Henry Josey at Kentucky, 11/9/13  
 Two 100-yard performances \_\_\_\_\_ 216 - Ish Witter vs. Tennessee, 11/11/17  
 (same game) \_\_\_\_\_ 155 - Larry Rountree III vs. Tennessee, 11/11/17  
 Four consecutive 100-yard games \_\_\_\_\_ Henry Josey  
 (same season) \_\_\_\_\_ 129 vs. Iowa State, 10/15/11  
 \_\_\_\_\_ 138 vs. Oklahoma State, 10/22/11  
 \_\_\_\_\_ 162 at Texas A&M, 10/29/11  
 \_\_\_\_\_ 132 at Baylor, 11/5/11

**PASSING**  
 30-39 attempts \_\_\_\_\_ 37 - Drew Lock at UConn, 10/28/17  
 40-49 attempts \_\_\_\_\_ 42 - Drew Lock at Kentucky, 10/7/17  
 50 attempts \_\_\_\_\_ 51 - Drew Lock at West Virginia, 9/3/16  
 30-39 completions \_\_\_\_\_ 31 - Drew Lock at UConn, 10/28/17  
 300 yards \_\_\_\_\_ 377 - Drew Lock at UConn, 10/28/17  
 400 yards \_\_\_\_\_ 467 - Drew Lock vs. Idaho, 10/21/17  
 75+ yard completion \_\_\_\_\_ 75 - Drew Lock to Johnathon Johnson at Kentucky, 10/7/17  
 Two QBS over 100 yards \_\_\_\_\_ Maty Mauk, 181; Drew Lock 138 vs. SEMO, 9/5/15  
 3 TDs \_\_\_\_\_ 4 - Drew Lock vs. Tennessee, 11/11/17  
 4 TDs \_\_\_\_\_ 4 - Drew Lock vs. Tennessee, 11/11/17  
 5 TDs \_\_\_\_\_ 5 - Drew Lock at UConn, 10/28/17  
 6 TDs \_\_\_\_\_ 6 - Drew Lock vs. Idaho, 10/21/17  
 7 TDs \_\_\_\_\_ 7 - Drew Lock vs. Missouri State, 9/2/17  
 4 interceptions \_\_\_\_\_ Maty Mauk vs. Georgia, 10/11/14  
 5 interceptions \_\_\_\_\_ Terry McMillan vs. Penn State, 1/1/70  
 6 interceptions \_\_\_\_\_ Kent Kiefer vs. Miami (Fla), 9/23/89

**RECEIVING**  
 10+ receptions \_\_\_\_\_ 11 - J'Mon Moore vs. Idaho, 10/21/17  
 150 yards \_\_\_\_\_ 174 - J'Mon Moore vs. Idaho, 10/21/17  
 200 yards \_\_\_\_\_ 233 - Danario Alexander vs. Kansas, 11/28/09  
 75+ yard reception \_\_\_\_\_ 75 (TD) - Johnathon Johnson, 10/7/17  
 Two 100-yard performances \_\_\_\_\_ 187 (4) - J'Mon Moore vs. Missouri State, 9/2/17  
 (same game) \_\_\_\_\_ 116 (5) - Johnathon Johnson, 9/2/17  
 Three 100-yard performances \_\_\_\_\_ 172 (6) - Jeremy Maclin vs. Nevada, 9/13/08  
 (same game) \_\_\_\_\_ 127 (6) - Chase Coffman vs. Nevada, 9/13/08  
 \_\_\_\_\_ 100 (6) - Tommy Saunders vs. Nevada, 9/13/08  
 3 TDs \_\_\_\_\_ Albert Okwuegbunam vs. Idaho, 10/21/17  
 4 TDs \_\_\_\_\_ J'Mon Moore vs. Delaware State, 9/24/16

**DEFENSIVE**  
 15+ tackles \_\_\_\_\_ 17 - Kentrell Brothers at Georgia, 10/17/15  
 3.0+ sacks \_\_\_\_\_ 3.0 - Marcell Frazier vs. Arkansas, 11/25/16  
 3.0+ TFL \_\_\_\_\_ 4.0 - Marcell Frazier vs. Arkansas, 11/25/16  
 4.0+ TFL \_\_\_\_\_ 4.0 - Marcell Frazier vs. Arkansas, 11/25/16

**TOTAL OFFENSE (RUSHING & PASSING)**  
 400+ yards \_\_\_\_\_ 465 - Drew Lock vs. Idaho, 10/21/17  
 300-399 yards \_\_\_\_\_ 370 - Drew Lock at UConn, 10/28/17

**FIELD GOALS**  
 50 yards \_\_\_\_\_ 52, 50 - Andrew Baggett vs. Arkansas, 11/28/14  
 4 FG made \_\_\_\_\_ 4 - Grant Ressel vs. Kansas, 11/28/09  
 5 FG made \_\_\_\_\_ 5 - Andrew Baggett vs. Florida, 10/19/13  
 6 FG attempted \_\_\_\_\_ 7 - Tom Whelihan vs. Oklahoma State, 11/16/85

**TOUCHDOWN RETURNS (YARDAGE)**  
 Kickoff \_\_\_\_\_ 96 - Marcus Murphy at Florida, 10/18/14  
 Punt \_\_\_\_\_ 74 - Richaud Floyd at Vanderbilt, 11/18/17  
 Interception \_\_\_\_\_ 42 - Brandon Lee at Vanderbilt, 11/18/17  
 Fumble \_\_\_\_\_ 21 - Markus Golden at Florida, 10/18/14  
 Blocked Field Goal \_\_\_\_\_ 70 - Carlos Posey vs. West Virginia, 12/26/98  
 Blocked Punt \_\_\_\_\_ 41 - Aarion Penton vs. SEMO, 9/5/15

**TEAM**  
 Shut out opponent at Fautrot Field \_\_\_\_\_ 79-0 vs. Delaware State, 9/24/16  
 Shut out opponent on the road \_\_\_\_\_ 14-0 at Iowa State, 11/20/10  
 Shut out opponents, back-to-back \_\_\_\_\_ 27-0 at Kansas State, 10/8/66  
 \_\_\_\_\_ 7-0 vs. Oklahoma, 10/15/66  
 Won in overtime \_\_\_\_\_ 51-48 (4 OT) at Tennessee, 11/10/12  
 Blocked a punt \_\_\_\_\_ vs. Mississippi State (Kentrell Brothers), 11/5/15  
 Blocked a field goal \_\_\_\_\_ at Toledo (Harold Brantley), 9/6/14  
 Blocked a PAT \_\_\_\_\_ vs. UConn (Kentrell Brothers), 9/19/15  
 Scored a safety \_\_\_\_\_ vs. UConn (Clarence Green blocked punt), 9/19/15  
 Scored a 2-point conversion \_\_\_\_\_ vs. Tennessee (Drew Lock pass to Jason Reese), 11/21/15  
 Game-winning field goal \_\_\_\_\_ 35 yards, Andrew Baggett at Tennessee, 11/10/12  
 Scored 50 points \_\_\_\_\_ 50-17 win vs. Tennessee, 11/11/17  
 Scored 60 points \_\_\_\_\_ 68-21 win vs. Idaho, 10/21/17  
 600 yards of total offense \_\_\_\_\_ 659 vs. Tennessee, 11/11/17  
 700 yards of total offense \_\_\_\_\_ 815 win vs. Missouri State, 9/2/17  
 800 yards of total offense \_\_\_\_\_ 815 win vs. Missouri State, 9/2/17  
 When scoring 60 points \_\_\_\_\_ 52-0  
 When scoring 50 points \_\_\_\_\_ 64-0  
 When scoring 40 points \_\_\_\_\_ 157-3

**LAST TIME AN OPPONENT HAD...**

**RUSHING**  
 30+ attempts \_\_\_\_\_ 38 - Benny Snell, Kentucky, 10/29/16  
 200 yards \_\_\_\_\_ 215 - I'Tavius Mathers, Middle Tennessee, 10/22/16  
 300 yards \_\_\_\_\_ 304 - Tre Mason, Auburn, 12/7/13  
 3 TDs \_\_\_\_\_ Derrius Guice (3) and Darrel Williams (3), LSU, 10/1/16  
 4 TDs \_\_\_\_\_ 5, Kerryon Johnson, Auburn, 9/23/17  
 Two 100-yard performances \_\_\_\_\_ Joshua Dobbs (190), John Kelly (101), at Tennessee, 11/19/16  
 (same game)

**PASSING**  
 40-49 attempts \_\_\_\_\_ 41 - Brent Stockstill, 10/22/16  
 50+ attempts \_\_\_\_\_ 55 - Jacob Eason, Georgia 9/17/16  
 30-39 completions \_\_\_\_\_ 33 - Clint Chelf, Oklahoma State, 1/3/14  
 40+ completions \_\_\_\_\_ 44 - Graham Harrell, Texas Tech, 10/20/07  
 400 yards \_\_\_\_\_ 404 - Tyler Bray, Tennessee, 11/10/12  
 500 yards \_\_\_\_\_ 510 - Kliff Kingsbury, Texas Tech, 10/19/02  
 4 TDs \_\_\_\_\_ Brent Stockstill, Middle Tennessee, 10/22/16  
 5 TDs \_\_\_\_\_ Juice Williams, Illinois, 8/30/08

**RECEIVING**  
 10+ receptions \_\_\_\_\_ 10 - Isaiah McKenzie, 9/17/16  
 200+ yards \_\_\_\_\_ 244 - Alec Lemon, Syracuse, 11/17/12  
 175-199 yards \_\_\_\_\_ 180 - Aaron Pflugrad, Arizona State, 9/9/11  
 150-174 yards \_\_\_\_\_ 163 - Malik Earl, Missouri State, 9/2/17  
 2 TDs \_\_\_\_\_ Jauan Jennings, at Tennessee, 11/19/16  
 3 TDs \_\_\_\_\_ Ryan Broyles, Oklahoma, 9/24/11  
 Two 100-yard performances \_\_\_\_\_ 115 - Fred Ross, Mississippi State, 11/5/15  
 (same game) \_\_\_\_\_ 102 - De'Runnya Wilson - Mississippi State, 11/5/15

**TOTAL OFFENSE (RUSHING & PASSING)**  
 500 yards \_\_\_\_\_ 506 - Todd Reesing, Kansas, 11/28/09  
 400 yards \_\_\_\_\_ 413 - Joshua Dobbs, at Tennessee, 11/19/16

**FIELD GOALS**  
 50+ yards \_\_\_\_\_ 53 - Austin MacGinnis, Kentucky, 10/7/17  
 4 FG made \_\_\_\_\_ 4 - Rodrigo Blankenship, Georgia, 10/14/17  
 3 FG made \_\_\_\_\_ 4 - Rodrigo Blankenship, Georgia, 10/14/17

**TOUCHDOWN RETURNS (YARDAGE)**  
 Kickoff \_\_\_\_\_ 97 - Deebo Samuel, South Carolina, 9/9/17  
 Punt \_\_\_\_\_ 0 (In Endzone) - Malcolm Williams, Texas, 10/24/09  
 Interception \_\_\_\_\_ 70 - Nigel Warrior, Tennessee, 11/11/17  
 Fumble \_\_\_\_\_ 12 - Curtis Lofton, Oklahoma, 10/13/07

**TEAM**  
 Shut out Mizzou at Fautrot Field \_\_\_\_\_ 34-0 vs. Georgia, 10/11/14  
 Shut out Mizzou on road \_\_\_\_\_ 66-0 at Kansas State, 11/20/99  
 Scored 30-39 points \_\_\_\_\_ 31 - South Carolina, loss 9/9/17  
 Scored 40-49 points \_\_\_\_\_ 40, Kentucky, loss, 10/7/17  
 Scored 50-59 points \_\_\_\_\_ 53 - Georgia, loss, 10/14/17  
 Scored 60+ points \_\_\_\_\_ 63 - at Tennessee, loss, 11/19/16  
 Scored safety \_\_\_\_\_ UConn, 10/28/17



# SHOW ME

## THE \$98M FUTURE OF #TheZOU

▼ The University of Missouri Board of Curators unanimously voted on Aug. 25, 2017, to approve construction of Mizzou Athletics' \$98 million south end zone facility at Faurot Field/Memorial Stadium. This project will provide state-of-the-art training facilities for Mizzou Football, create additional premium seating opportunities and game-day enhancements for all Tiger fans to enjoy, and bring new jobs to Columbia.

▼ The Board of Curators' total approved project budget is \$98 million; to consist of campus infrastructure funds totaling \$800,000, long-term debt financing not to exceed \$57 million and private gifts covering the remainder of the project costs.

▼ The Tigers' new football operations area will include team and staff locker rooms, an enhanced sports medicine facility featuring a Hydrotherapy area with recovery pools, Hydroworx and lap pools, a weight room, nutrition oasis and equipment room, as well as team and position meeting rooms, and coaches offices. A grand lobby entrance at field level showcasing Mizzou's proud football tradition will greet visitors, and a recruiting lounge will allow the Tigers' staff to host recruits

- ▼ Since the athletics department received its first pledge toward the new facility last September, the generosity of 42 individuals, coupled with A.D Jim Sterk's visionary leadership, has generated more than \$50 million in pledges over the last 11 months to help this game-changing project come to fruition. Construction of the nearly 200,000-square foot facility, which includes more than 150,000 square feet of enclosed space, began early in 2018 with the demolition of the stadium's south end zone grandstands, and be completed ahead of the 2019 campaign.
- ▼ Memorial Stadium's capacity, will be around 65,000 when the largest capital project in Mizzou Athletics history is complete, according to school officials.
- ▼ Coach Odom: "Missouri is making a bold statement with today's announcement and I am confident that it not only will pay big dividends in recruiting, but it will help improve our game-day atmosphere throughout the stadium," he added. "I can't wait to get the shovels in the ground and get going. I am thankful to lead the Mizzou Football program and represent our University and State, and am pleased we have undertaken a project of this stature.



## LUXURY SEATING

- ▼ 16 Suites
- ▼ 750-person field-level club
- ▼ 1,254-seat indoor club
- ▼ General seating area for 1,324 fans
- ▼ A full kitchen will also be constructed in the facility to service the new premium areas, and new video boards will further enhance the Mizzou game-day experience.
- ▼ AD Jim Sterk: "Our goal is to build one of college football's premier facilities for our student-athletes and coaches to utilize on a daily basis, and we are confident that we can achieve that within the project's budget and scope," he added. "When this facility is completed, not only will it be an incredible asset in recruiting, but our expectations are that it will enhance the game-day environment for our fans at Memorial Stadium, too."

#	Name	Pos.	Ht.	Wt.	Yr.	Hometown	High School (Previous)
2	DeMarkus Acy	DB	6-2	195	Jr.	Dallas, Texas	Wilmer-Hutchin
77	Paul Adams**	OL	6-6	315	Sr.	Nashville, Tenn.	Christ Presbyterian
45	Franklin Agbasimere	DL	6-2	245	Jr.	Lagos, Nigeria	Montverde [Fla.] Academy
29	Nate Anderson*	DL	6-4	265	Sr.	Toronto, Ontario	Prattville [Ala.] HS/N.M. Military Inst.
6	Tyler Badie	RB	5-9	190	Fr.	Memphis, Tenn.	(Briarcrest Christian
33	Chad Bailey	LB	6-0	240	Fr.	Missouri City, Texas	Ridge Point
56	Samson Bailey***	OL	6-5	295	Sr.	Lamar, Mo.	Lamar
20	Simi Bakare	RB	5-11	205	Fr.	Round Rock, Texas	Cedar Ridge
30	Barrett Banister	WR	6-0	190	RSFr.	Fayetteville, Ark.	Fayetteville
24	Kentrell Barber	WR	5-11	185	RSFr.	Atlanta, Ga.	Carver
5	Terry Beckner, Jr.***	DL	6-4	295	Sr.	East St. Louis, Ill.	East St. Louis
11	Kendall Blanton***	TE	6-6	265	Sr.	Blue Springs, Mo.	South
18	Joshuah Bledsoe*	S	6-0	205	So.	Houston, Texas	Dekaney
32	Nick Bolton	LB	6-0	235	Fr.	Frisco, Texas	Lone Star
79	Larry Borom	OL	6-6	340	RSFr.	Bloomfield Hills, Mich.	Brother Rice
13	Rashad Brandon*	DL	6-3	300	Sr.	Jersey City, N.J.	St. Anthony's/ASA College
54	Joe Britton	LB	6-1	225	RSFr.	Rogers, Ark.	Bentonville
25	Jamal Brooks*	LB	6-1	240	So.	Bessemer, Ala.	Bessemer City
7	Nate Brown***	WR	6-3	210	Sr.	Suwanee, Ga.	North Gwinnett
97	Akial Byers*	DL	6-4	280	So.	Fayetteville, Ark.	Fayetteville
88	Logan Christopherson	TE	6-6	245	RSFr.	Lemont, Ill.	Lemont
38	Bryson Clayton	LB	6-3	215	Fr.	Columbia, Mo.	Rock Bridge
1	Tyrone Collins	DB	5-11	190	Fr.	Bradenton, Fla.	Braden River
55	Trystan Colon-Castillo*	OL	6-4	315	So.	Webb City, Mo.	Webb City
59	Case Cook	OL	6-5	295	RSFr.	Carrollton, Ga.	Carrollton
16	Damarea Crockett**	RB	5-11	225	Jr.	Little Rock, Ark.	Christian
72	Xavier Delgado	OL	6-5	330	Fr.	Glendale, Ariz.	Deer Valley
91	Josh Dodge	P	6-0	205	Fr.	Blue Springs, Mo.	Blue Springs
86	Tauskie Dove	WR	6-3	210	Fr.	Denton, Texas	Ryan
21	Dawson Downing*	RB	6-0	225	So.	Mission, Kan.	Bishop Miege
67	Jonah Dubinski*	OL	6-2	295	Jr.	Columbia, Mo.	Rock Bridge
70	Yasir Durant*	OL	6-7	330	Jr.	Philadelphia, Pa.	Imhotep/Arizona Western CC
98	Myles Eaddy	DL	6-0	245	So.	Plantation, Fla.	American Heritage
36	Daniel Ellinger	WR	6-4	205	So.	Jefferson City, Mo.	Jefferson City
95	Jordan Elliott	DL	6-4	315	So.	Missouri City, Texas	Westside/Texas
26	Corey Fatony***	P	5-11	205	Sr.	Franklin, Tenn.	Franklin
17	Richaud Floyd**	WR	5-11	195	Jr.	Gulfport, Miss.	Gulfport
76	Javon Foster	OL	6-6	315	Fr.	West Bloomfield, Mich.	West Bloomfield
47	Cale Garrett**	LB	6-3	230	Jr.	Kearney, Mo.	Kearney
14	Dominic Gicinto	WR	5-9	180	Fr.	Raytown, Mo.	Raytown
9	Tyree Gillespie*	S	6-0	210	So.	Ocala, Fla.	Vanguard
62	Thomas Grossman	OL	6-3	275	Sr.	St. Louis, Mo.	Chaminade
84	Emanuel Hall	WR	6-3	195	Sr.	Franklin, Tenn.	Centennial
24	Terez Hall***	LB	6-2	230	Sr.	Lithonia, Ga.	King
28	Jatorian Hansford	DL	6-4	245	Fr.	Forsyth, Ga.	Mary Persons
7	Cam Hilton***	S	6-0	190	Sr.	St. Louis, Mo.	Webster Groves
49	Jake Hoffman	LS	6-4	210	Fr.	Kearney, Mo.	Kearney
21	Christian Holmes*	DB	6-1	200	So.	Atlanta, Ga.	McNair
53	Joe Hoy	LB	5-11	225	Jr.	Wauconda, Ill.	Wauconda
94	Tyrell Jacobs	DL	6-4	285	Jr.	Kenner, La.	Rummel
92	Matthew Jaeger	PK	6-1	180	Fr.	Plymouth, Minn.	Robbinsdale Armstrong
15	Trajan Jeffcoat	DL	6-3	245	Fr.	Columbia, S.C.	Irmo
12	Johnathon Johnson**	WR	5-10	180	Jr.	Memphis, Tenn.	Melrose
43	Jerney Jones	RB	5-10	200	So.	Republic, Mo.	Republic
92	Macaulay Keevins	DL	6-2	250	So.	Columbia, Mo.	Hickman
9	Jalen Knox	WR	6-0	195	Fr.	Mansfield, Texas	Timberview
90	Sean Koetting	PK	6-3	220	RSFr.	Columbia, Mo.	Rock Bridge
64	Bobby Lawrence	OL	6-8	300	Fr.	St. Joseph, Mo.	Central
4	Brandon Lee***	LB	6-2	225	Sr.	Indianapolis, Ind.	Lawrence Central
3	Drew Lock***	QB	6-4	225	Sr.	Lee's Summit, Mo.	Lee's Summit
19	Jack Lowary	QB	6-4	230	Jr.	Huntington Beach, Calif.	Mater Dei/Long Beach CC
19	Tucker McCann**	PK	6-2	215	Jr.	O'Fallon, Ill.	O'Fallon
4	Isaiah Miller	RB	5-11	190	RSFr.	Baldwin, Fla.	Baldwin
22	Aubrey Miller, Jr.*	LB	6-2	225	So.	Memphis, Tenn.	Whitehaven
17	Chris Mills	DB	6-0	185	Fr.	Converse, Texas	Judson
87	Cade Musser	WR	5-9	200	Fr.	Blue Springs, Mo.	Blue Springs
16	Gerald Nathan, Jr.	LB	6-1	215	Fr.	Charlotte, N.C.	Vance
15	Dominic Nelson*	S	6-0	200	Sr.	Florissant, Mo.	Florissant
10	Alex Ofodile	WR	6-2	200	Jr.	Columbia, Mo.	Rock Bridge/Oregon
81	Albert Okwuegbunam*	TE	6-5	255	So.	Springfield, Ill.	Sacred Heart Griffin
20	Khalil Oliver	DB	6-1	210	Jr.	Meridian, Ida.	Rocky Mountain
35	Mason Pack	DB	6-0	205	So.	Springfield, Mo.	Kickapoo/SW Baptist
99	Walter Palmore*	DL	6-4	320	Sr.	Columbus, Ga.	Hardaway HS/Eastern Arizona
52	Daniel Parker	DL	6-4	260	Fr.	Blue Springs, Mo.	Blue Springs
57	Jairan Parker	LB	6-0	225	RSFr.	Houston, Texas	St. Thomas
71	Kevin Pendleton***	OL	6-4	325	Sr.	Lee's Summit, Mo.	West

NUMERICAL		
No.	Name	Pos.
1	Tyrone Collins	DB
1	KhMari Thompson	WR
2	DeMarkus Acy	DB
2	Micah Wilson	QB
3	Drew Lock	QB
3	Ronnell Perkins	S
4	Brandon Lee	LB
4	Isaiah Miller	RB
5	Terry Beckner, Jr.	DL
5	Taylor Powell	QB
6	Tyler Badie	RB
6	Tavon Ross	LB
7	Nate Brown	WR
7	Cam Hilton	S
8	Justin Smith	WR
8	Jarvis Ware	DB
9	Tyree Gillespie	S
9	Jalen Knox	WR
10	Alex Ofodile	WR
10	Terry Petry	DB
11	Kendall Blanton	TE
11	Jordan Ulmer	S
12	Johnathon Johnson	WR
13	Rashad Brandon	DL
13	Kam Scott	WR
14	Dominic Gicinto	WR
14	Adam Sparks	DB
15	Trajan Jeffcoat	DL
15	Dominic Nelson	S
16	Damarea Crockett	RB
16	Gerald Nathan, Jr.	LB
17	Richaud Floyd	WR
17	Chris Mills	DB
18	Joshuah Bledsoe	S
18	Lindsey Scott, Jr.	QB
19	Jack Lowary	QB
19	Tucker McCann	PK
20	Simi Bakare	RB
20	Khalil Oliver	DB
21	Dawson Downing	RB
21	Christian Holmes	DB
22	Aubrey Miller, Jr.	LB
24	Kentrell Barber	WR
24	Terez Hall	LB
25	Jamal Brooks	LB
26	Corey Fatony	P
28	Jatorian Hansford	DL
29	Nate Anderson	DL
30	Barrett Banister	WR
30	Zion Sales	DB
31	Finis Stribling IV	S
32	Nick Bolton	LB
33	Chad Bailey	LB
34	Larry Rountree III	RB
35	Mason Pack	DB
36	Daniel Ellinger	WR
38	Bryson Clayton	LB
39	Chris Turner	DL
40	Cameron Wilkins	LB
43	Jerney Jones	RB
45	Franklin Agbasimere	DL
46	Jacob Trump	LB
47	Cale Garrett	LB
48	Roderick Winters	LB
49	Jake Hoffman	LS
50	Hyrin White	OL
51	Drew Wise	LS
52	Daniel Parker	DL
53	Joe Hoy	LB
54	Joe Britton	LB
55	Trystan Colon-Castillo	OL
56	Samson Bailey	OL
56	Antar Thompson	DT

#	Name	Pos.	Ht.	Wt.	Yr.	Hometown	High School (Previous)
3	Ronnell Perkins**	S	6-0	205	Jr.	St. Louis, Mo.	University City
10	Terry Petry	DB	6-1	175	RSFr.	Missouri City, Texas	Ridge Point
5	Taylor Powell	QB	6-2	210	RSFr.	Fayetteville, Ark.	Fayetteville
58	Noah Robinson*	LB	6-4	225	Sr.	Worcester, Mass.	Dougherty/Atlanta Prep/Memphis
6	Tavon Ross***	LB	6-0	215	Sr.	Cochran, Ga.	Bleckley County
34	Larry Rountree III*	RB	5-10	210	So.	Raleigh, N.C.	Millbrook
73	Mike Ruth	OL	6-7	320	Fr.	Coppell, Texas	Coppell
30	Zion Sales	DB	5-10	185	RSFr.	Southlake, Texas	Southlake
89	Brendan Scales	TE	6-4	240	So.	Wildwood, Mo.	Lafayette
85	Zac Schachtner	TE	6-5	240	Fr.	Columbia, Mo.	Tolton
13	Kam Scott	WR	6-2	170	Fr.	Manvel, Texas	Manvel
18	Lindsey Scott, Jr.	QB	5-11	220	So.	Zachary, La.	Zachary/LSU/East Mississippi CC
8	Justin Smith	WR	6-7	210	Jr.	Dublin, Ga.	West Laurens
14	Adam Sparks*	DB	6-0	180	So.	Baton Rouge, La.	Dutchtown
31	Finis Stribbling IV***	S	5-11	190	Sr.	Thompson's Station, Tenn.	Independence
80	Messiah Swinson	TE	6-7	230	Fr.	Glen Head, N.Y.	Lutheran
61	Richard Taylor	OL	6-4	280	Fr.	Ellenwood, Ga.	Arabia Mountain
56	Antar Thompson	DT	6-5	300	So.	St. Louis, Mo.	Richmond Heights/Highland CC
1	Khari Thompson	WR	6-1	210	Fr.	Lawrenceville, Ga.	Central Gwinnett
46	Jacob Trump	LB	6-3	230	Sr.	Kahoka, Mo.	Clark County
39	Chris Turner*	DL	6-4	255	So.	Hammond, La.	Hammond
11	Jordan Ulmer*	S	6-2	190	So.	Belleville, Mich.	Belleville
90	Markell Utsey*	DL	6-4	295	Jr.	Little Rock, Ark.	Parkview
75	Tre'Vour Wallace-Simms**	OL	6-5	330	Jr.	East St. Louis, Ill.	East St. Louis
8	Jarvis Ware	DB	6-1	190	Fr.	Apopka, Fla.	Wekiva
50	Hyrin White	OL	6-6	305	RSFr.	DeSoto, Texas	DeSoto
78	Kobie Whiteside*	DL	6-1	310	So.	Houston, Texas	Alief Taylor
40	Cameron Wilkins	LB	6-2	245	Fr.	Del Valle, Texas	Del Vall
93	Tre Williams*	DL	6-5	260	So.	Columbia, Mo.	Rock Bridge
66	Keion Willis	OL	6-1	240	Fr.	St. Louis, Mo.	Christian Brothers College HS
2	Micah Wilson*	QB	6-3	210	So.	Tulsa, Okla.	Lincoln Christian
48	Roderick Winters	LB	5-11	235	Sr.	Arlington, Texas	Bowie
51	Drew Wise*	LS	6-2	235	So.	Lawrence, Kan.	Free State
86	James Workman*	LS	6-0	220	Jr.	Renton, Wash.	Liberty/San Jose State
63	Cannon York	DL	6-3	245	Fr.	Lebanon, Mo.	Lebanon

NUMERICAL		
No.	Name	Pos.
57	Jairan Parker	LB
58	Noah Robinson	LB
59	Case Cook	OL
61	Richard Taylor	OL
62	Thomas Grossman	OL
63	Cannon York	DL
64	Bobby Lawrence	OL
66	Keiron Willis	OL
67	Jonah Dubinski	OL
70	Yasir Durant	OL
71	Kevin Pendleton	OL
72	Xavier Delgado	OL
73	Mike Ruth	OL
75	Tre'Vour Wallace-Simms	OL
76	Javon Foster	OL
77	Paul Adams	OL
78	Kobie Whiteside	DL
79	Larry Borom	OL
80	Messiah Swinson	TE
81	Albert Okwuegbunam	TE
84	Emanuel Hall	WR
85	Zac Schachtner	TE
86	Tauskie Dove	WR
86	James Workman	LS
87	Cade Musser	WR
88	Logan Christopherson	TE
89	Brendan Scales	TE
90	Sean Koetting	PK
90	Markell Utsey	DL
91	Josh Dodge	P
92	Matthew Jaeger	PK
92	Macaulay Keevins	DL
93	Tre Williams	DL
94	Tyrell Jacobs	DL
95	Jordan Elliott	DL
97	Akial Byers	DL
98	Myles Eaddy	DL
99	Walter Palmore	DL

**MIZZOU FOOTBALL COACHING STAFF**

- Barry Odom - Head Coach
- Brick Haley - Senior Associate Head Coach / Defensive Line
- Andy Hill - Associate Head Coach / Special Teams Coordinator
- Cornell Ford - Assistant Head Coach / Running Backs
- Ryan Walters - Defensive Coordinator / Defensive Backs
- Derek Dooley - Offensive Coordinator / Quarterbacks
- Joe Jon Finley - Tight Ends
- Brian Odom - Outside Linebackers
- Vernon Hargreaves - Inside Linebackers
- Brad Davis - Offensive Line
- A.J. Ofodile - Wide Receivers



2017 Mizzou Tiger Football  
Missouri Game Results (as of Jan 17, 2018)  
All games



Date	Opponent	Score	Overall	Conference	Time	Attend
Sep 02, 2017	MISSOURI ST.	W 72-43	1-0	0-0	3:44	50131
* Sep 09, 2017	SOUTH CAROLINA	L 13-31	1-1	0-1	3:07	55023
Sep 16, 2017	PURDUE	L 3-35	1-2	0-1	3:11	53262
* Sep 23, 2017	#15 AUBURN	L 14-51	1-3	0-2	3:03	54574
* Oct 07, 2017	at Kentucky	L 34-40	1-4	0-3	3:50	57476
* Oct 14, 2017	at #4 Georgia	L 28-53	1-5	0-4	3:12	92746
Oct 21, 2017	IDAHO	W 68-21	2-5	0-4	3:25	47648
Oct 28, 2017	at UConn	W 52-12	3-5	0-4	3:34	21062
* Nov. 4, 2017	FLORIDA	W 45-16	4-5	1-4	3:13	49154
* Nov 11, 2017	TENNESSEE	W 50-17	5-5	2-4	3:36	50637
* Nov 18, 2017	at Vanderbilt	W 45-17	6-5	3-4	3:34	22910
* Nov 24, 2017	at Arkansas	W 48-45	7-5	4-4	3:51	64529
Dec 27, 2017	vs Texas	L 16-33	7-6	4-4	3:35	67820



2017 Mizzou Tiger Football  
Missouri Combined Team Statistics (as of Jan 17, 2018)  
All games



Date	Opponent	Score	Att.
Sep 02, 2017	MISSOURI ST.	W 72-43	50131
* Sep 09, 2017	SOUTH CAROLINA	L 13-31	55023
Sep 16, 2017	PURDUE	L 3-35	53262
* Sep 23, 2017	#15 AUBURN	L 14-51	54574
* Oct 07, 2017	at Kentucky	L 34-40	57476
* Oct 14, 2017	at #4 Georgia	L 28-53	92746
Oct 21, 2017	IDAHO	W 68-21	47648
Oct 28, 2017	at UConn	W 52-12	21062
* Nov. 4, 2017	FLORIDA	W 45-16	49154
* Nov 11, 2017	TENNESSEE	W 50-17	50637
* Nov 18, 2017	at Vanderbilt	W 45-17	22910
* Nov 24, 2017	at Arkansas	W 48-45	64529
Dec 27, 2017	vs Texas	L 16-33	67820

Record:	Overall	Home	Away	Neutral
All games	7-6	4-3	3-2	0-1
Conference	4-4	2-2	2-2	0-0
Non-Conference	3-2	2-1	1-0	0-1

Team Statistics	MU	OPP
FIRST DOWNS	304	267
Rushing	133	110
Passing	150	133
Penalty	21	24
RUSHING YARDAGE	2516	2075
Rushing Attempts	486	521
Average Per Rush	5.2	4.0
Average Per Game	193.5	159.6
TDs Rushing	16	27
PASSING YARDAGE	4012	3308
Comp-Att-Int	247-430-14	263-441-12
Average Per Pass	9.3	7.5
Average Per Catch	16.2	12.6
Average Per Game	308.6	254.5
TDs Passing	44	20
TOTAL OFFENSE	6528	5383
Average Per Play	7.1	5.6
Average Per Game	502.2	414.1
KICK RETURNS: #-Yards	42-908	39-851
PUNT RETURNS: #-Yards	14-232	11-92
INT RETURNS: #-Yards	12-140	14-227
FUMBLES-LOST	13-11	12-5
PENALTIES-Yards	96-774	77-648
PUNTS-AVG	58-44.3	73-43.6
TIME OF POSSESSION/Game	25:01	34:59
3RD-DOWN Conversions	78/173	92/212
4TH-DOWN Conversions	3/11	9/17

Rushing	gp-gs	att	gain	loss	net	avg	td	lg	avg/g
Witter, Ish	13-8	188	1068	19	1049	5.6	6	52	80.7
Rountree, Larry	13-0	126	709	6	703	5.6	6	64	54.1
Crockett, Damarea	7-5	80	490	9	481	6.0	2	73	68.7
Downing, Dawson	5-0	20	121	0	121	6.1	0	29	24.2
Lock, Drew	13-13	44	183	72	111	2.5	1	34	8.5
Wilson, Micah	5-0	15	105	16	89	5.9	1	29	17.8
Mason, Dimetrios	4-4	1	19	0	19	19.0	0	19	4.8
Fatony, Corey	13-0	1	3	0	3	3.0	0	3	0.2
Utsey, Markell	11-6	1	2	0	2	2.0	0	2	0.2
Collins, Dominic	11-1	1	1	0	1	1.0	0	1	0.1
Total	13	486	2701	185	2516	5.2	16	73	193.5
Opponents	13	521	2442	367	2075	4.0	27	75	159.6

Passing	gp-gs	effic	comp-att-int	pct	yds	td	lg	avg/g
Lock, Drew	13-13	165.67	242-419-13	57.8	3964	44	79	304.9
Wilson, Micah	5-0	70.32	5-10-1	50.0	48	0	19	9.6
Team	9-0	0.00	0-1-0	0.0	0	0	0	0.0
Total	13	163.07	247-430-14	57.4	4012	44	79	308.6
Opponents	13	132.17	263-441-12	59.6	3308	20	89	254.5

Receiving	gp-gs	no.	yds	avg	td	lg	avg/g
Moore, J'Mon	13-11	65	1082	16.6	10	71	83.2
Johnson, Johnathon	13-12	41	724	17.7	6	79	55.7
Hall, Emanuel	13-9	33	817	24.8	8	63	62.8
Okwuegbunam, Albert	13-7	29	415	14.3	11	57	31.9
Floyd, Richaud	13-0	14	170	12.1	2	30	13.1
Mason, Dimetrios	4-4	13	119	9.2	0	19	29.8
Brown, Nate	11-0	11	89	8.1	0	13	8.1
Witter, Ish	13-8	11	87	7.9	1	22	6.7
Collins, Dominic	11-1	10	145	14.5	1	31	13.2
Blanton, Kendall	13-3	6	138	23.0	1	62	10.6
Reese, Jason	12-3	5	134	26.8	3	61	11.2
Rountree, Larry	13-0	5	57	11.4	0	25	4.4
Crockett, Damarea	7-5	4	35	8.8	1	19	5.0
Total	13	247	4012	16.2	44	79	308.6
Opponents	13	263	3308	12.6	20	89	254.5

Field Goals	fg	pct.	01-19	20-29	30-39	40-49	50-99	lg	blk
McCann, Tucker	15-17	88.2	1-1	6-7	4-5	4-4	0-0	43	1
TEAM	0-1	0.0	0-0	0-0	0-0	0-1	0-0	0	1
Bartolotta, Nick	2-2	100.0	0-0	1-1	1-1	0-0	0-0	33	0

Scoring	td	fg	PAT			dxp	saf	pts
			kick	rush	rcv			
McCann, Tucker	-	15-17	51-53	-	-	-	-	96
Okwuegbunam, Albert	11	-	-	-	-	-	-	66
Moore, J'Mon	10	-	-	-	-	-	-	60
Hall, Emanuel	8	-	-	-	-	-	-	48
Witter, Ish	7	-	-	-	-	-	-	42
Rountree, Larry	6	-	-	-	-	-	-	36
Johnson, Johnathon	6	-	-	-	-	-	-	36
Floyd, Richaud	4	-	-	-	-	-	-	24
Reese, Jason	3	-	-	-	-	-	-	18
Crockett, Damarea	3	-	-	-	-	-	-	18
Bartolotta, Nick	-	2-2	8-9	-	-	-	-	14
Blanton, Kendall	1	-	-	-	-	-	-	6
Collins, Dominic	1	-	-	-	-	-	-	6
Lee, Brandon	1	-	-	-	-	-	-	6
Wilson, Micah	1	-	-	-	-	-	-	6
Total	63	17-20	59-62	0-1	-	-	-	488
Opponents	50	20-25	48-48	-	1	1-2	-	414

Interceptions	no.	yds	avg	td	lg
Sherrills, Anthony	2	6	3.0	0	5
Sparks, Adam	2	7	3.5	0	7
Garrett, Cale	2	21	10.5	0	21
Wilson, Thomas	1	16	16.0	0	16
Prewett, Kaleb	1	4	4.0	0	4
Lee, Brandon	1	42	42.0	1	42
Beckner, Terry	1	49	49.0	0	49
Cheadle, Logan	1	-5	-5.0	0	0
Warren, T.J.	1	0	0.0	0	0

Punting	no.	yds	avg	lg	tb	fc	i20	50+	blk
Fatony, Corey	58	2570	44.3	70	5	19	21	16	0

Punt Returns	no.	yds	avg	td	lg
Floyd, Richaud	11	218	19.8	2	85
Johnson, Johnathon	2	14	7.0	0	10
Collins, Dominic	1	0	0.0	0	0
Total	14	232	16.6	2	85
Opponents	11	92	8.4	0	33

Kick Returns	no.	yds	avg	td	lg
Rountree, Larry	25	538	21.5	0	38
Mason, Dimetrios	8	220	27.5	0	51
Beisel, Eric	3	26	8.7	0	12
Floyd, Richaud	3	65	21.7	0	25
Brooks, Jamal	2	30	15.0	0	16
Sherrills, Anthony	1	29	29.0	0	29
Total	42	908	21.6	0	51
Opponents	39	851	21.8	1	97

All Purpose	g	rush	rcv	pr	kr	ir	total	avg/g
Rountree, Larry	13	703	57	0	538	0	1298	99.8
Witter, Ish	13	1049	87	0	0	0	1136	87.4
Moore, J'Mon	13	0	1082	0	0	0	1082	83.2
Hall, Emanuel	13	0	817	0	0	0	817	62.8
Johnson, Johnat	13	0	724	14	0	0	738	56.8
Total	13	2516	4012	232	908	140	7808	600.6
Opponents	13	2075	3308	92	851	227	6553	504.1

Total Offense	g	plays	rush	pass	total	avg/g
Lock, Drew	13	463	111	3964	4075	313.5
Witter, Ish	13	188	1049	0	1049	80.7
Rountree, Larry	13	126	703	0	703	54.1



2017 Mizzou Tiger Football  
Missouri Overall Team Statistics (as of Jan 17, 2018)  
All games



Team Statistics	MU	OPP
SCORING	488	414
Points Per Game	37.5	31.8
Points Off Turnovers	74	94
FIRST DOWNS	304	267
Rushing	133	110
Passing	150	133
Penalty	21	24
RUSHING YARDAGE	2516	2075
Yards gained rushing	2701	2442
Yards lost rushing	185	367
Rushing Attempts	486	521
Average Per Rush	5.2	4.0
Average Per Game	193.5	159.6
TDs Rushing	16	27
PASSING YARDAGE	4012	3308
Comp-Att-Int	247-430-14	263-441-12
Average Per Pass	9.3	7.5
Average Per Catch	16.2	12.6
Average Per Game	308.6	254.5
TDs Passing	44	20
TOTAL OFFENSE	6528	5383
Total Plays	916	962
Average Per Play	7.1	5.6
Average Per Game	502.2	414.1
KICK RETURNS: #-Yards	42-908	39-851
PUNT RETURNS: #-Yards	14-232	11-92
INT RETURNS: #-Yards	12-140	14-227
KICK RETURN AVERAGE	21.6	21.8
PUNT RETURN AVERAGE	16.6	8.4
INT RETURN AVERAGE	11.7	16.2
FUMBLES-LOST	13-11	12-5
PENALTIES-Yards	96-774	77-648
Average Per Game	59.5	49.8
PUNTS-Yards	58-2570	73-3184
Average Per Punt	44.3	43.6
Net punt average	41.0	39.6
KICKOFFS-Yards	94-5824	80-4881
Average Per Kick	62.0	61.0
Net kick average	39.9	38.1
TIME OF POSSESSION/Game	25:01	34:59
3RD-DOWN Conversions	78/173	92/212
3rd-Down Pct	45%	43%
4TH-DOWN Conversions	3/11	9/17
4th-Down Pct	27%	53%
SACKS BY-Yards	33-189	13-92
MISC YARDS	0	20
TOUCHDOWNS SCORED	63	50
FIELD GOALS-ATTEMPTS	17-20	20-25
ON-SIDE KICKS	0-0	0-1
RED-ZONE SCORES	(48-53) 91%	(41-45) 91%
RED-ZONE TOUCHDOWNS	(35-53) 66%	(30-45) 67%
PAT-ATTEMPTS	(59-62) 95%	(48-48) 100%
ATTENDANCE	360429	258723
Games/Avg Per Game	7/51490	5/51745
Neutral Site Games		1/67820

Score by Quarters	1st	2nd	3rd	4th	OT	Total
Missouri	127	183	90	88	0	488
Opponents	127	126	90	71	0	414



2017 Mizzou Tiger Football  
 Missouri Overall Individual Statistics (as of Jan 17, 2018)  
 All games



Rushing	gp-gs	att	gain	loss	net	avg	td	lg	avg/g
Witter, Ish	13-8	188	1068	19	1049	5.6	6	52	80.7
Rountree, Larry	13-0	126	709	6	703	5.6	6	64	54.1
Crockett, Damarea	7-5	80	490	9	481	6.0	2	73	68.7
Downing, Dawson	5-0	20	121	0	121	6.1	0	29	24.2
Lock, Drew	13-13	44	183	72	111	2.5	1	34	8.5
Wilson, Micah	5-0	15	105	16	89	5.9	1	29	17.8
Mason, Dimetrios	4-4	1	19	0	19	19.0	0	19	4.8
Fatony, Corey	13-0	1	3	0	3	3.0	0	3	0.2
Utsey, Markell	11-6	1	2	0	2	2.0	0	2	0.2
Collins, Dominic	11-1	1	1	0	1	1.0	0	1	0.1
Johnson, Johnathon	13-12	1	0	0	0	0.0	0	0	0.0
Lowary, Jack	2-0	1	0	0	0	0.0	0	0	0.0
Team	9-0	7	0	63	-63	-9.0	0	0	-7.0
Total	13	486	2701	185	2516	5.2	16	73	193.5
Opponents	13	521	2442	367	2075	4.0	27	75	159.6

Passing	gp-gs	eff	comp-att-int	pct	yds	td	lg	avg/g
Lock, Drew	13-13	165.67	242-419-13	57.8	3964	44	79	304.9
Wilson, Micah	5-0	70.32	5-10-1	50.0	48	0	19	9.6
Team	9-0	0.00	0-1-0	0.0	0	0	0	0.0
Total	13	163.07	247-430-14	57.4	4012	44	79	308.6
Opponents	13	132.17	263-441-12	59.6	3308	20	89	254.5

Receiving	gp-gs	no.	yds	avg	td	lg	avg/g
Moore, J'Mon	13-11	65	1082	16.6	10	71	83.2
Johnson, Johnathon	13-12	41	724	17.7	6	79	55.7
Hall, Emanuel	13-9	33	817	24.8	8	63	62.8
Okwuegbunam, Albert	13-7	29	415	14.3	11	57	31.9
Floyd, Richaud	13-0	14	170	12.1	2	30	13.1
Mason, Dimetrios	4-4	13	119	9.2	0	19	29.8
Brown, Nate	11-0	11	89	8.1	0	13	8.1
Witter, Ish	13-8	11	87	7.9	1	22	6.7
Collins, Dominic	11-1	10	145	14.5	1	31	13.2
Blanton, Kendall	13-3	6	138	23.0	1	62	10.6
Reese, Jason	12-3	5	134	26.8	3	61	11.2
Rountree, Larry	13-0	5	57	11.4	0	25	4.4
Crockett, Damarea	7-5	4	35	8.8	1	19	5.0
Total	13	247	4012	16.2	44	79	308.6
Opponents	13	263	3308	12.6	20	89	254.5

Punt Returns	no.	yds	avg	td	lg
Floyd, Richaud	11	218	19.8	2	85
Johnson, Johnathon	2	14	7.0	0	10
Collins, Dominic	1	0	0.0	0	0
Total	14	232	16.6	2	85
Opponents	11	92	8.4	0	33

Interceptions	no.	yds	avg	td	lg
Garrett, Cale	2	21	10.5	0	21
Sherrils, Anthony	2	6	3.0	0	5
Sparks, Adam	2	7	3.5	0	7
Lee, Brandon	1	42	42.0	1	42
Beckner, Terry	1	49	49.0	0	49
Prewett, Kaleb	1	4	4.0	0	4
Wilson, Thomas	1	16	16.0	0	16
Cheadle, Logan	1	-5	-5.0	0	0
Warren, T.J.	1	0	0.0	0	0
Total	12	140	11.7	1	49
Opponents	14	227	16.2	1	70

Kick Returns	no.	yds	avg	td	lg
Rountree, Larry	25	538	21.5	0	38
Mason, Dimetrios	8	220	27.5	0	51
Beisel, Eric	3	26	8.7	0	12
Floyd, Richaud	3	65	21.7	0	25
Brooks, Jamal	2	30	15.0	0	16
Sherrils, Anthony	1	29	29.0	0	29
Total	42	908	21.6	0	51
Opponents	39	851	21.8	1	97

Fumble Returns	no.	yds	avg	td	lg
Garrett, Cale	1	5	5.0	0	5
Total	1	5	5.0	0	5
Opponents	2	71	35.5	1	38



2017 Mizzou Tiger Football  
 Missouri Overall Individual Statistics (as of Jan 17, 2018)  
 All games



Scoring	td	fg	PAT				dxp	saf	pts
			kick	rush	rcv	pass			
McCann, Tucker	-	15-17	51-53	-	-	-	-	96	
Okwuegbunam, Albert	11	-	-	-	-	-	-	66	
Moore, J'Mon	10	-	-	-	-	-	-	60	
Hall, Emanuel	8	-	-	-	-	-	-	48	
Witter, Ish	7	-	-	-	-	-	-	42	
Johnson, Johnathon	6	-	-	-	-	-	-	36	
Rountree, Larry	6	-	-	-	-	-	-	36	
Floyd, Richaud	4	-	-	-	-	-	-	24	
Reese, Jason	3	-	-	-	-	-	-	18	
Crockett, Damarea	3	-	-	-	-	-	-	18	
Bartolotta, Nick	-	2-2	8-9	-	-	-	-	14	
Collins, Dominic	1	-	-	-	-	-	-	6	
Blanton, Kendall	1	-	-	-	-	-	-	6	
Lock, Drew	1	-	-	-	-	-	-	6	
Wilson, Micah	1	-	-	-	-	-	-	6	
Lee, Brandon	1	-	-	-	-	-	-	6	
Fatony, Corey	-	-	-	0-1	-	-	-	0	
Team	-	0-1	-	-	-	-	-	0	
Total	63	17-20	59-62	0-1	-	-	-	488	
Opponents	50	20-25	48-48	-	1	1-2	-	414	

Total Offense	g	plays	rush	pass	total	avg/g
Lock, Drew	13	463	111	3964	4075	313.5
Witter, Ish	13	188	1049	0	1049	80.7
Rountree, Larry	13	126	703	0	703	54.1
Crockett, Damarea	7	80	481	0	481	68.7
Wilson, Micah	5	25	89	48	137	27.4
Downing, Dawson	5	20	121	0	121	24.2
Mason, Dimetrios	4	1	19	0	19	4.8
Fatony, Corey	13	1	3	0	3	0.2
Utsey, Markell	11	1	2	0	2	0.2
Collins, Dominic	11	1	1	0	1	0.1
Team	9	8	-63	0	-63	-7.0
Total	13	916	2516	4012	6528	502.2
Opponents	13	962	2075	3308	5383	414.1

Field Goals	fg	pct.	01-19	20-29	30-39	40-49	50-99	lg	blk
McCann, Tucker	15-17	88.2	1-1	6-7	4-5	4-4	0-0	43	1
TEAM	0-1	0.0	0-0	0-0	0-0	0-1	0-0	0	1
Bartolotta, Nick	2-2	100.0	0-0	1-1	1-1	0-0	0-0	33	0

Punting	no.	yds	avg	lg	tb	fc	i20	50+	blk
Fatony, Corey	58	2570	44.3	70	5	19	21	16	0
Total	58	2570	44.3	70	5	19	21	16	0
Opponents	73	3184	43.6	73	3	21	33	22	0

FG Sequence	Missouri	Opponents
Missouri St.	(35)	44
South Carolina	(43),25,(22)	33,(32)
Purdue	(29)	48,47
Auburn	-	(41),(52),(54)
Kentucky	38,(27),(25),45	(21),(35),(53),(20)
Georgia	-	(37),(43),(29),(27)
IDAHO	(33),(20)	-
UConn	(37)	47,(30)
Florida	(42)	(38),(36),(24)
Tennessee	(41),(23),(38)	(48)
Vanderbilt	(41)	(23)
Arkansas	(37),(19)	(42)
Texas	(28)	(41)

Kickoffs	no.	yds	avg	tb	ob	retn	net	ydln
McCann, Tucker	82	5167	63.0	45	3			
Bartolotta, Nick	12	657	54.8	4	1			
Total	94	5824	62.0	49	4	21.8	39.9	25
Opponents	80	4881	61.0	37	1	21.6	38.1	26

Numbers in (parentheses) indicate field goal was made.



2017 Mizzou Tiger Football  
Missouri Overall Individual Statistics (as of Jan 17, 2018)  
All games



All Purpose	g	rush	rcv	pr	kr	ir	total	avg/g
Rountree, Larry	13	703	57	0	538	0	1298	99.8
Witter, Ish	13	1049	87	0	0	0	1136	87.4
Moore, J'Mon	13	0	1082	0	0	0	1082	83.2
Hall, Emanuel	13	0	817	0	0	0	817	62.8
Johnson, Johnat	13	0	724	14	0	0	738	56.8
Crockett, Damar	7	481	35	0	0	0	516	73.7
Floyd, Richaud	13	0	170	218	65	0	453	34.8
Okwuegbunam,	13	0	415	0	0	0	415	31.9
Mason, Dimetrio	4	19	119	0	220	0	358	89.5
Collins, Dominic	11	1	145	0	0	0	146	13.3
Blanton, Kendall	13	0	138	0	0	0	138	10.6
Reese, Jason	12	0	134	0	0	0	134	11.2
Downing, Dawso	5	121	0	0	0	0	121	24.2
Lock, Drew	13	111	0	0	0	0	111	8.5
Wilson, Micah	5	89	0	0	0	0	89	17.8
Brown, Nate	11	0	89	0	0	0	89	8.1
Beckner, Terry	13	0	0	0	0	49	49	3.8
Lee, Brandon	13	0	0	0	0	42	42	3.2
Sherrils, Anthon	11	0	0	0	29	6	35	3.2
Brooks, Jamal	12	0	0	0	30	0	30	2.5
Beisel, Eric	13	0	0	0	26	0	26	2.0
Garrett, Cale	13	0	0	0	0	21	21	1.6
Wilson, Thomas	12	0	0	0	0	16	16	1.3
Sparks, Adam	13	0	0	0	0	7	7	0.5
Prewett, Kaleb	13	0	0	0	0	4	4	0.3
Fatony, Corey	13	3	0	0	0	0	3	0.2
Utsey, Markell	11	2	0	0	0	0	2	0.2
Cheadle, Logan	11	0	0	0	0	-5	-5	-0.5
Team	9	-63	0	0	0	0	-63	-7.0
Total	13	2516	4012	232	908	140	7808	600.6
Opponents	13	2075	3308	92	851	227	6553	504.1



2017 Mizzou Tiger Football  
Missouri Overall Defensive Statistics (as of Jan 17, 2018)  
All games



##	Defensive Leaders	gp-gs	Tackles				tfl/yds	Sacks no-yds	Pass defense			Fumbles		blkd	
			ua	a	tot				int-yds	brup	qbh	rcv-yds	ff	kick	saf
47	Garrett, Cale	13-13	65	40	105	10.0-34	3.0-19	2-21	.	1	1-5	.	.		
2H	Hall, Terez	13-13	49	36	85	12.5-26	1.0-1	.	3	1	.	.	.		
2S	Sherrils, Anthony	11-11	47	17	64	3.0-10	0.5-5	2-6	1	.	2-0	1	.		
20	Prewett, Kaleb	13-10	46	14	60	4.0-11	.	1-4	2	1	.	.	.		
1A	Acy, DeMarkus	13-12	34	14	48	5.0-10	.	.	3	.	.	1	.		
4L	Lee, Brandon	13-9	25	17	42	5.0-17	0.5-4	1-42	4	2	.	.	.		
1F	Frazier, Marcell	13-13	24	16	40	15.5-74	7.0-50	.	5	10	.	1	.		
5B	Beckner, Terry	13-11	20	18	38	11.0-37	7.0-30	1-49	2	5	.	.	.		
38	Beisel, Eric	13-0	21	16	37	0.5-1	.	.	1	1	.	.	.		
5H	Harold, Jordan	13-13	18	18	36	7.5-39	3.0-21	.	.	2	.	.	.		
1S	Sparks, Adam	13-8	21	13	34	1.0-3	.	2-7	4	.	.	.	.		
8W	Wilson, Thomas	12-4	26	8	34	.	.	1-16	3	1	.	1	.		
3P	Perkins, Ronnell	10-2	18	9	27	1.0-1	.	.	1	.	1-0	1	.		
2C	Cheadle, Logan	11-5	24	3	27	1.0-1	1.0-1	1-5	3	.	.	.	.		
13	Brandon, Rashad	13-1	15	6	21	5.5-17	1.0-7	.	.	.	.	.	.		
93	Williams, Tre	11-0	15	5	20	4.0-16	3.0-14	.	.	5	.	1	.		
34	Burkett, Joey	13-0	11	6	17	.	.	.	1	.	.	.	.		
7H	Hilton, Cam	12-0	15	1	16	1.0-4	1.0-4	.	2	.	.	.	.		
6R	Ross, Tavon	12-0	9	5	14	1.0-5	.	.	.	.	.	.	.		
99	Palmore, Walter	10-0	5	8	13	2.0-4	.	.	.	3	.	.	.		
1B	Bledsoe, Joshua	12-0	9	4	13	1.0-7	1.0-7	.	.	.	.	.	.		
29	Anderson, Nate	12-0	7	5	12	2.0-7	1.0-6	.	.	.	.	.	.		
2W	Warren, T.J.	6-0	10	1	11	1.0-2	.	1-0	.	.	.	.	.		
25	Brooks, Jamal	12-1	5	4	9	0.5-1	.	.	.	.	.	.	.		
7W	Whiteside, Kobie	12-0	2	7	9	2.0-12	1.0-11	.	.	.	1-0	.	.		
96	Logan, A.J.	7-6	3	6	9	3.0-9	0.5-2	.	.	.	.	.	.		
3A	Alton, Jerod	11-0	8	1	9	.	.	.	.	.	.	.	.		
1U	Ulmer, Jordan	8-1	7	1	8	.	.	.	1	.	.	.	.		
1	Hines, Anthony	13-0	4	2	6	.	.	.	.	.	.	.	.		
90	Utsey, Markell	11-6	3	3	6	1.0-6	1.0-6	.	.	.	.	.	.		
40	Miller, Aubrey	10-0	2	1	3	.	.	.	.	.	.	.	.		
39	Turner, Chris	12-0	.	3	3	1.0-2	0.5-1	.	.	3	.	.	.		
97	Byers, Akial	7-0	2	1	3	.	.	.	1	.	.	.	.		
81	Okwuegbunam, Albert	13-7	2	.	2	.	.	.	.	.	.	.	.		
21	Witter, Ish	13-8	2	.	2	.	.	.	.	.	.	.	.		
1G	Gillespie, Tyree	7-0	.	2	2	.	.	.	.	.	.	.	.		
31	Stribling, Finis	13-0	1	.	1	.	.	.	.	.	.	.	.		
4A	Agbasimere, Franklin	4-0	1	.	1	1.0-3	.	.	.	.	.	.	.		
TM	Team	9-0	1	.	1	.	.	.	.	.	.	.	.		
1N	Nelson, Dominic	8-0	.	1	1	.	.	.	.	.	.	.	.		
14	Wingo, Ray	4-0	1	.	1	.	.	.	.	.	.	.	.		
58	Robinson, Noah	9-0	1	.	1	.	.	.	.	.	.	.	.		
57	Abeln, Alec	13-2	1	.	1	.	.	.	.	.	.	.	.		
11	Blanton, Kendall	13-3	1	.	1	.	.	.	.	.	.	.	.		
92	Bartolotta, Nick	1-0	1	.	1	.	.	.	.	.	.	.	.		
1M	McCann, Tucker	12-0	.	1	1	.	.	.	.	.	.	.	.		
84	Hall, Emanuel	13-9	1	.	1	.	.	.	.	.	.	.	.		
6	Moore, J'Mon	13-11	1	.	1	.	.	.	.	.	.	.	.		
33	Rountree, Larry	13-0	1	.	1	.	.	.	.	.	.	.	.		
Total		13	585	313	898	103-359	33-189	12-140	37	35	5-5	6	.		
Opponents		13	538	260	798	37-158	13-92	14-227	42	25	11-71	9	3 2		



2017 Mizzou Tiger Football  
Missouri Team Game-by-Game (as of Jan 17, 2018)  
All games



TEAM STATISTICS

Date	Opponent	Rushing				Receiving				Passing				Kick Returns				Punt Returns				tot		
		no.	yds	td	lg	no.	yds	td	lg	cmp	att	int	yds	td	lg	no.	yds	td	lg	no.	yds	td	lg	off
Sep 02	MISSOURI ST.	41	294	3	73	21	521	7	65	21	34	1	521	7	65	7	157	0	51	1	10	0	10	815
Sep 09	SOUTH CAROLINA	37	178	0	25	14	245	1	61	14	32	2	245	1	61	2	47	0	25	1	4	0	0	423
Sep 16	PURDUE	24	70	0	13	12	133	0	29	12	28	2	133	0	29	2	39	0	23	1	-12	0	0	203
Sep 23	AUBURN	31	124	0	18	23	216	2	26	23	39	1	216	2	26	1	21	0	21	0	0	0	0	340
Oct 07	at Kentucky	33	213	1	27	22	355	3	75	22	43	0	355	3	75	4	100	0	35	0	0	0	0	568
Oct 14	at Georgia	24	59	0	12	15	253	4	63	15	25	1	253	4	63	2	49	0	38	0	0	0	0	312
Oct 21	IDAHO	30	183	2	53	24	475	6	62	24	34	1	475	6	62	2	33	0	21	3	118	1	85	658
Oct 28	at UConn	34	175	2	29	34	408	5	72	34	43	1	408	5	72	2	28	0	28	4	3	0	2	583
Nov. 4	FLORIDA	46	227	3	21	15	228	3	49	15	21	1	228	3	49	3	98	0	36	2	19	0	13	455
Nov 11	TENNESSEE	53	433	2	64	14	226	4	50	14	30	1	226	4	50	2	46	0	25	1	16	0	16	659
Nov 18	at Vanderbilt	39	191	1	23	10	235	3	71	10	25	0	235	3	71	4	75	0	28	1	74	1	74	426
Nov 24	at Arkansas	60	248	1	34	25	448	5	56	25	42	2	448	5	56	6	105	0	23	0	0	0	0	696
Dec 27	vs Texas	34	121	1	17	18	269	1	79	18	34	1	269	1	79	5	110	0	29	0	0	0	0	390
Opponents		486	2516	16	73	247	4012	44	79	247	430	14	4012	44	79	42	908	0	51	14	232	2	85	6528
Opponents		521	2075	27	75	263	3308	20	89	263	441	12	3308	20	89	39	851	1	97	11	92	0	33	5383

Games: 13 • Avg/rush: 5.2 • Avg/catch: 16.2 • Pass effic: 163.07 • KR avg: 21.6 • PR avg: 16.6 • All purpose avg/game: 600.6 • Total offense avg/gm: 502.2

Date	Opponent	Tackles				Sacks	Fumble		Pass Defense			blkd	PAT Attempts			off		
		ua	a	total	tfl-yds		no-yds	ff	fr-yds	int-yds	qbh		brup	kick	kick	rush	rcv	saf
Sep 02	MISSOURI ST.	41	25	66	12.0-51	4.0-28	1	1-5	1--5	2	2	0	9-10	0	0	0	14	72
Sep 09	SOUTH CAROLINA	43	20	63	4.0-13	1.0-8	0	0-0	0-0	4	1	0	1-1	0	0	0	0	13
Sep 16	PURDUE	54	34	88	8.0-32	3.0-22	1	0-0	1-16	1	0	0	0-0	0	0	0	3	3
Sep 23	AUBURN	45	26	71	3.0-15	1.0-11	0	0-0	0-0	1	0	0	2-2	0	0	0	0	14
Oct 07	at Kentucky	50	14	64	6.0-14	1.0-6	0	0-0	1-0	2	3	0	4-4	0	0	0	0	34
Oct 14	at Georgia	44	40	84	6.0-11	1.0-2	1	0-0	1-21	0	2	0	4-4	0	0	0	7	28
Oct 21	IDAHO	47	28	75	12.0-41	5.0-23	1	1-0	0-0	1	4	0	8-9	0	0	0	7	68
Oct 28	at UConn	47	24	71	9.0-33	5.0-25	0	0-0	1-0	2	8	0	7-7	0	0	0	7	52
Nov. 4	FLORIDA	38	24	62	8.0-19	1.0-4	0	1-0	1-1	5	2	0	6-6	0	0	0	14	45
Nov 11	TENNESSEE	51	6	57	9.0-41	5.0-30	2	2-0	2-9	7	2	0	5-6	0	0	0	12	50
Nov 18	at Vanderbilt	50	18	68	8.0-26	2.0-9	0	0-0	3-98	4	5	0	6-6	0	0	0	7	45
Nov 24	at Arkansas	32	24	56	7.0-16	2.0-8	0	0-0	1-0	3	6	0	6-6	0	0	0	3	48
Dec 27	vs Texas	43	30	73	11.0-47	2.0-13	0	0-0	0-0	3	2	0	1-1	0	0	0	0	16
Opponents		585	313	898	103.0-359	33.0-189	6	5-5	12-140	35	37	0	59-62	0	0	0	74	488
Opponents		538	260	798	37.0-158	13.0-92	9	11-71	14-227	25	42	3	48-48	0	1	2	94	414

Date	Opponent	Punting							Field Goals			Kickoffs						
		no.	yds	avg	long	blkd	tb	fc	50+	i20	md-att	long	blkd	no.	yds	avg	tb	ob
Sep 02	MISSOURI ST.	2	100	50.0	55	0	1	0	1	0	1-1	35	0	12	762	63.5	9	2
Sep 09	SOUTH CAROLINA	4	215	53.8	70	0	2	1	2	1	2-3	43	1	4	253	63.2	2	0
Sep 16	PURDUE	9	434	48.2	65	0	0	5	4	4	1-1	29	0	1	65	65.0	1	0
Sep 23	AUBURN	6	231	38.5	55	0	0	1	2	4	0-0	0	0	3	195	65.0	2	0
Oct 07	at Kentucky	2	102	51.0	52	0	0	1	2	2	2-4	27	1	7	435	62.1	3	1
Oct 14	at Georgia	6	261	43.5	57	0	0	1	1	4	0-0	0	0	5	324	64.8	2	0
Oct 21	IDAHO	2	86	43.0	46	0	1	1	0	0	2-2	33	0	12	657	54.8	4	1
Oct 28	at UConn	3	131	43.7	47	0	0	1	0	2	1-1	37	0	10	648	64.8	7	0
Nov. 4	FLORIDA	3	127	42.3	49	0	0	0	0	1	1-1	42	0	8	512	64.0	5	0
Nov 11	TENNESSEE	4	198	49.5	53	0	0	0	2	0	3-3	41	0	10	629	62.9	4	0
Nov 18	at Vanderbilt	5	186	37.2	42	0	0	2	0	1	1-1	41	0	8	506	63.2	3	0
Nov 24	at Arkansas	4	155	38.8	46	0	0	2	0	1	2-2	37	0	9	524	58.2	3	0
Dec 27	vs Texas	8	344	43.0	56	0	1	4	2	1	1-1	28	0	5	314	62.8	4	0
Opponents		58	2570	44.3	70	0	5	19	16	21	17-20	43	2	94	5824	62.0	49	4
Opponents		73	3184	43.6	73	0	3	21	22	33	20-25	54	0	80	4881	61.0	37	1



2017 Mizzou Tiger Football  
Missouri Opponent Game-by-Game (as of Jan 17, 2018)  
All games



OPPONENT STATISTICS

Date	Opponent	Rushing				Receiving				Passing				Kick Returns				Punt Returns				tot off		
		no.	yds	td	lg	no.	yds	td	lg	cmp	att	int	yds	td	lg	no.	yds	td	lg	no.	yds		td	lg
Sep 02	MISSOURI ST.	39	139	4	75	24	353	2	89	24	35	1	353	2	89	1	20	0	20	1	4	0	4	492
Sep 09	SOUTH CAROLINA	40	172	2	32	18	187	1	39	18	28	0	187	1	39	2	120	1	97	0	0	0	0	359
Sep 16	PURDUE	50	205	3	36	26	272	2	54	26	34	1	272	2	54	0	0	0	0	1	-1	0	0	477
Sep 23	AUBURN	53	263	5	47	16	219	1	58	16	21	0	219	1	58	1	21	0	21	1	1	0	1	482
Oct 07	at Kentucky	39	188	2	71	22	298	2	64	22	37	1	298	2	64	3	79	0	35	0	0	0	0	486
Oct 14	at Georgia	51	370	4	71	18	326	2	59	18	26	1	326	2	59	3	66	0	23	0	0	0	0	696
Oct 21	IDAHO	38	81	0	26	22	197	3	35	22	36	0	197	3	35	6	82	0	21	0	0	0	0	278
Oct 28	at UConn	41	121	1	26	22	233	0	45	22	52	1	233	0	45	3	55	0	23	1	3	0	0	354
Nov. 4	FLORIDA	31	93	0	15	20	256	1	38	20	29	1	256	1	38	3	45	0	19	2	14	0	16	349
Nov 11	TENNESSEE	36	146	0	43	16	139	1	22	16	32	2	139	1	22	6	120	0	34	1	3	0	3	285
Nov 18	at Vanderbilt	30	51	1	20	28	348	1	32	28	52	3	348	1	32	5	101	0	31	1	6	0	6	399
Nov 24	at Arkansas	31	133	4	28	14	313	2	65	14	30	1	313	2	65	5	106	0	46	1	33	0	33	446
Dec 27	vs Texas	42	113	1	18	17	167	2	42	17	29	0	167	2	42	1	36	0	36	2	29	0	18	280
		521	2075	27	75	263	3308	20	89	263	441	12	3308	20	89	39	851	1	97	11	92	0	33	5383
Missouri		486	2516	16	73	247	4012	44	79	247	430	14	4012	44	79	42	908	0	51	14	232	2	85	6528

Games: 13 • Avg/rush: 4.0 • Avg/catch: 12.6 • Pass effic: 132.17 • KR avg: 21.8 • PR avg: 8.4 • All purpose avg/game: 504.1 • Total offense avg/gm: 414.1

Date	Opponent	Tackles				Sacks no-yds	Fumble		Pass Defense			blkd kick	PAT Attempts			off		pts
		ua	a	total	tfl-yds		ff	fr-yds	int-yds	qbh	brup		kick	rush	rcv	saf	t/o	
Sep 02	MISSOURI ST.	52	8	60	2.0-8	1.0-6	1	1-0	1-0	0	3	0	5-5	0	1	0	0	43
Sep 09	SOUTH CAROLINA	41	14	55	2.0-7	1.0-6	0	1-0	2-1	3	5	1	4-4	0	0	0	14	31
Sep 16	PURDUE	27	20	47	4.0-8	0.0-0	0	1-0	2-56	1	2	0	5-5	0	0	0	7	35
Sep 23	AUBURN	38	16	54	6.0-28	2.0-17	3	3-33	1-0	1	1	0	6-6	0	0	0	17	51
Oct 07	at Kentucky	44	20	64	2.0-8	1.0-7	2	2-0	0-0	2	5	1	4-4	0	0	0	14	40
Oct 14	at Georgia	23	26	49	2.0-19	0.0-0	0	0-0	1-18	0	3	0	5-5	0	0	0	7	53
Oct 21	IDAHO	41	8	49	4.0-10	1.0-6	0	0-0	1-19	2	2	0	3-3	0	0	0	7	21
Oct 28	at UConn	44	20	64	3.0-25	2.0-23	0	0-0	1-0	2	1	0	1-1	0	0	1	0	12
Nov. 4	FLORIDA	44	20	64	0.0-0	0.0-0	0	0-0	1-0	0	4	0	1-1	0	0	0	0	16
Nov 11	TENNESSEE	54	12	66	2.0-6	1.0-1	0	0-0	1-70	1	1	1	2-2	0	0	0	7	17
Nov 18	at Vanderbilt	36	20	56	3.0-6	0.0-0	0	0-0	0-0	3	4	0	2-2	0	0	0	0	17
Nov 24	at Arkansas	51	56	107	4.0-20	3.0-18	0	0-0	2-63	6	5	0	6-6	0	0	0	7	45
Dec 27	vs Texas	43	20	63	3.0-13	1.0-8	3	3-38	1-0	4	6	0	4-4	0	0	1	14	33
		538	260	798	37.0-158	13.0-92	9	11-71	14-227	25	42	3	48-48	0	1	2	94	414
Missouri		585	313	898	103.0-359	33.0-189	6	5-5	12-140	35	37	0	59-62	0	0	0	74	488

Date	Opponent	Punting							Field Goals			Kickoffs						
		no.	yds	avg	long	blkd	tb	fc	50+	i20	md-att	long	blkd	no.	yds	avg	tb	ob
Sep 02	MISSOURI ST.	7	310	44.3	70	0	0	1	2	3	0-1	0	0	7	354	50.6	0	0
Sep 09	SOUTH CAROLINA	5	212	42.4	73	0	1	0	1	1	1-2	32	0	6	389	64.8	4	0
Sep 16	PURDUE	4	193	48.2	63	0	0	1	2	2	0-2	0	0	6	279	46.5	4	0
Sep 23	AUBURN	3	118	39.3	41	0	0	2	0	1	3-3	54	0	10	649	64.9	9	0
Oct 07	at Kentucky	3	110	36.7	44	0	0	2	0	0	4-4	53	0	9	576	64.0	5	0
Oct 14	at Georgia	1	55	55.0	55	0	0	1	1	0	4-4	43	0	10	635	63.5	8	0
Oct 21	IDAHO	8	394	49.2	58	0	0	1	5	4	0-0	0	0	4	242	60.5	2	0
Oct 28	at UConn	8	320	40.0	52	0	0	4	1	2	1-2	30	0	3	179	59.7	1	0
Nov. 4	FLORIDA	5	242	48.4	59	0	0	0	2	2	3-3	38	0	3	187	62.3	0	0
Nov 11	TENNESSEE	7	316	45.1	58	0	1	3	2	4	1-1	48	0	4	260	65.0	2	0
Nov 18	at Vanderbilt	6	269	44.8	53	0	1	0	3	2	1-1	23	0	4	253	63.2	0	0
Nov 24	at Arkansas	5	193	38.6	57	0	0	1	1	2	1-1	42	0	8	505	63.1	1	1
Dec 27	vs Texas	11	452	41.1	58	0	0	5	2	10	1-1	41	0	6	373	62.2	1	0
		73	3184	43.6	73	0	3	21	22	33	20-25	54	0	80	4881	61.0	37	1
Missouri		58	2570	44.3	70	0	5	19	16	21	17-20	43	2	94	5824	62.0	49	4



2017 Mizzou Tiger Football  
Missouri Game Superlatives (as of Jan 17, 2018)  
All games



INDIVIDUAL GAME HIGHS

Rushes	39	Witter, Ish at Arkansas (Nov 24, 2017)
Yards Rushing	216	Witter, Ish vs Tennessee (Nov 11, 2017)
TD Rushes	3	Rountree, Larry vs Florida (Nov. 4, 2017)
Long Rush	73	Crockett, Damarea vs Missouri St. (Sep 02, 2017)
Pass attempts	42	Lock, Drew at Kentucky (Oct 07, 2017)
	42	Lock, Drew at Arkansas (Nov 24, 2017)
Pass completions	31	Lock, Drew at UConn (Oct 28, 2017)
Yards Passing	521	Lock, Drew vs Missouri St. (Sep 02, 2017)
TD Passes	7	Lock, Drew vs Missouri St. (Sep 02, 2017)
Long Pass	79	Lock, Drew vs Texas (Dec 27, 2017)
Receptions	11	Moore, J'Mon vs IDAHO (Oct 21, 2017)
Yards Receiving	187	Moore, J'Mon vs Missouri St. (Sep 02, 2017)
TD Receptions	3	Okwuegbunam, Albert vs IDAHO (Oct 21, 2017)
Long Reception	79	Johnson, Johnathon vs Texas (Dec 27, 2017)
Field Goals	3	McCann, Tucker vs Tennessee (Nov 11, 2017)
Long Field Goal	43	McCann, Tucker vs South Carolina (Sep 09, 2017)
Punts	9	Fatony, Corey vs Purdue (Sep 16, 2017)
Punting Avg	53.8	Fatony, Corey vs South Carolina (Sep 09, 2017)
Long Punt	70	Fatony, Corey vs South Carolina (Sep 09, 2017)
Punts inside 20	4	Fatony, Corey vs Purdue (Sep 16, 2017)
	4	Fatony, Corey vs Auburn (Sep 23, 2017)
	4	Fatony, Corey at Georgia (Oct 14, 2017)
Long Punt Return	85	Floyd, Richaud vs IDAHO (Oct 21, 2017)
Long Kickoff Return	51	Mason, Dimetrios vs Missouri St. (Sep 02, 2017)
Tackles	13	Garrett, Cale vs Texas (Dec 27, 2017)
Sacks	2.0	Beckner, Terry vs IDAHO (Oct 21, 2017)
	2.0	Frazier, Marcell vs Tennessee (Nov 11, 2017)
	2.0	Williams, Tre vs Tennessee (Nov 11, 2017)
	2.0	Harold, Jordan vs Texas (Dec 27, 2017)
Tackles For Loss	3.5	Frazier, Marcell at Arkansas (Nov 24, 2017)
	3.5	Harold, Jordan vs Texas (Dec 27, 2017)
Interceptions	1	Cheadle, Logan vs Missouri St. (Sep 02, 2017)
	1	Wilson, Thomas vs Purdue (Sep 16, 2017)
	1	Garrett, Cale at Kentucky (Oct 07, 2017)
	1	Garrett, Cale at Georgia (Oct 14, 2017)
	1	Warren, T.J. at UConn (Oct 28, 2017)
	1	Sherrils, Anthony vs Florida (Nov. 4, 2017)
	1	Sherrils, Anthony vs Tennessee (Nov 11, 2017)
	1	Prewett, Kaleb vs Tennessee (Nov 11, 2017)
	1	Sparks, Adam at Vanderbilt (Nov 18, 2017)
	1	Lee, Brandon at Vanderbilt (Nov 18, 2017)
	1	Beckner, Terry at Vanderbilt (Nov 18, 2017)
	1	Sparks, Adam at Arkansas (Nov 24, 2017)



2017 Mizzou Tiger Football  
 Missouri Game Superlatives (as of Jan 17, 2018)  
 All games



TEAM GAME HIGHS

Rushes	60	at Arkansas (Nov 24, 2017)
Yards Rushing	433	vs Tennessee (Nov 11, 2017)
Yards Per Rush	8.2	vs Tennessee (Nov 11, 2017)
TD Rushes	3	vs Missouri St. (Sep 02, 2017)
	3	vs Florida (Nov. 4, 2017)
Pass attempts	43	at Kentucky (Oct 07, 2017)
	43	at UConn (Oct 28, 2017)
Pass completions	34	at UConn (Oct 28, 2017)
Yards Passing	521	vs Missouri St. (Sep 02, 2017)
Yards Per Pass	15.3	vs Missouri St. (Sep 02, 2017)
TD Passes	7	vs Missouri St. (Sep 02, 2017)
Total Plays	102	at Arkansas (Nov 24, 2017)
Total Offense	815	vs Missouri St. (Sep 02, 2017)
Yards Per Play	10.9	vs Missouri St. (Sep 02, 2017)
Points	72	vs Missouri St. (Sep 02, 2017)
Sacks By	5	vs IDAHO (Oct 21, 2017)
	5	at UConn (Oct 28, 2017)
	5	vs Tennessee (Nov 11, 2017)
First Downs	35	vs Missouri St. (Sep 02, 2017)
	35	at Arkansas (Nov 24, 2017)
Penalties	12	at UConn (Oct 28, 2017)
Penalty Yards	107	at UConn (Oct 28, 2017)
Turnovers	4	vs Auburn (Sep 23, 2017)
	4	vs Texas (Dec 27, 2017)
Interceptions By	3	at Vanderbilt (Nov 18, 2017)
Punts	9	vs Purdue (Sep 16, 2017)
Punting Avg	53.8	vs South Carolina (Sep 09, 2017)
Long Punt	70	vs South Carolina (Sep 09, 2017)
Punts inside 20	4	vs Purdue (Sep 16, 2017)
	4	vs Auburn (Sep 23, 2017)
	4	at Georgia (Oct 14, 2017)
Long Punt Return	85	vs IDAHO (Oct 21, 2017)



2017 Mizzou Tiger Football  
Missouri Game Superlatives (as of Jan 17, 2018)  
All games



OPPONENT INDIVIDUAL GAME HIGHS

Rushes	20	Benny Snell, at Kentucky (Oct 07, 2017)
Yards Rushing	124	Calan Crowder, vs Missouri St. (Sep 02, 2017)
TD Rushes	5	Kerryon Johnson, vs Auburn (Sep 23, 2017)
Long Rush	75	Calan Crowder, vs Missouri St. (Sep 02, 2017)
Pass attempts	52	Kyle Shurmur, at Vanderbilt (Nov 18, 2017)
Pass completions	28	Kyle Shurmur, at Vanderbilt (Nov 18, 2017)
Yards Passing	353	Peyton Huslig, vs Missouri St. (Sep 02, 2017)
TD Passes	2	Peyton Huslig, vs Missouri St. (Sep 02, 2017)
	2	Stephen Johnson, at Kentucky (Oct 07, 2017)
	2	Jake Fromm, at Georgia (Oct 14, 2017)
	2	Linehan, Matt, vs IDAHO (Oct 21, 2017)
	2	Austin Allen, at Arkansas (Nov 24, 2017)
Long Pass	89	Peyton Huslig, vs Missouri St. (Sep 02, 2017)
Receptions	9	MAYALA, Hergy, at UConn (Oct 28, 2017)
Yards Receiving	163	Malik Earl, vs Missouri St. (Sep 02, 2017)
TD Receptions	2	Ungerer, David, vs IDAHO (Oct 21, 2017)
Long Reception	89	Malik Earl, vs Missouri St. (Sep 02, 2017)
Field Goals	4	A. MacGinnis, at Kentucky (Oct 07, 2017)
	4	R. Blankenship, at Georgia (Oct 14, 2017)
Long Field Goal	54	Daniel Carlson, vs Auburn (Sep 23, 2017)
Punts	11	Dickson, Michae, vs Texas (Dec 27, 2017)
Punting Avg	55.0	C. Nizialek, at Georgia (Oct 14, 2017)
Long Punt	73	Joseph Charlton, vs South Carolina (Sep 09, 2017)
Punts inside 20	10	Dickson, Michae, vs Texas (Dec 27, 2017)
Long Punt Return	33	Henre' Toliver, at Arkansas (Nov 24, 2017)
Long Kickoff Return	97	Deebo Samuel, vs South Carolina (Sep 09, 2017)
Tackles	14	De'Jon Harris, at Arkansas (Nov 24, 2017)
Sacks	1.0	Colby Isbell, vs Missouri St. (Sep 02, 2017)
	1.0	D.J. Wonnum, vs South Carolina (Sep 09, 2017)
	1.0	Jeff Holland, vs Auburn (Sep 23, 2017)
	1.0	Jordyn Peters, vs Auburn (Sep 23, 2017)
	1.0	Josh Allen, at Kentucky (Oct 07, 2017)
	1.0	Elliss, Kaden, vs IDAHO (Oct 21, 2017)
	1.0	JOSEPH, Junior, at UConn (Oct 28, 2017)
	1.0	CARREZOLA, Luke, at UConn (Oct 28, 2017)
	1.0	Johnson, A., vs Tennessee (Nov 11, 2017)
	1.0	Briston Guidry, at Arkansas (Nov 24, 2017)
	1.0	De'Jon Harris, at Arkansas (Nov 24, 2017)
	1.0	Dre Greenlaw, at Arkansas (Nov 24, 2017)
	1.0	Omenihu, Charle, vs Texas (Dec 27, 2017)
Tackles For Loss	3.0	Elliss, Kaden, vs IDAHO (Oct 21, 2017)
Interceptions	2	Henre' Toliver, at Arkansas (Nov 24, 2017)



2017 Mizzou Tiger Football  
Missouri Game Superlatives (as of Jan 17, 2018)  
All games



OPPONENT TEAM GAME HIGHS

Rushes	53	vs Auburn (Sep 23, 2017)
Yards Rushing	370	at Georgia (Oct 14, 2017)
Yards Per Rush	7.3	at Georgia (Oct 14, 2017)
TD Rushes	5	vs Auburn (Sep 23, 2017)
Pass attempts	52	at UConn (Oct 28, 2017)
	52	at Vanderbilt (Nov 18, 2017)
Pass completions	28	at Vanderbilt (Nov 18, 2017)
Yards Passing	353	vs Missouri St. (Sep 02, 2017)
Yards Per Pass	12.5	at Georgia (Oct 14, 2017)
TD Passes	3	vs IDAHO (Oct 21, 2017)
Total Plays	93	at UConn (Oct 28, 2017)
Total Offense	696	at Georgia (Oct 14, 2017)
Yards Per Play	9.0	at Georgia (Oct 14, 2017)
Points	53	at Georgia (Oct 14, 2017)
Sacks By	3	at Arkansas (Nov 24, 2017)
First Downs	26	vs Purdue (Sep 16, 2017)
Penalties	11	vs Florida (Nov. 4, 2017)
Penalty Yards	84	vs Florida (Nov. 4, 2017)
Turnovers	4	vs Tennessee (Nov 11, 2017)
Interceptions By	2	vs South Carolina (Sep 09, 2017)
	2	vs Purdue (Sep 16, 2017)
	2	at Arkansas (Nov 24, 2017)
Punts	11	vs Texas (Dec 27, 2017)
Punting Avg	55.0	at Georgia (Oct 14, 2017)
Long Punt	73	vs South Carolina (Sep 09, 2017)
Punts inside 20	10	vs Texas (Dec 27, 2017)
Long Punt Return	33	at Arkansas (Nov 24, 2017)



2017 Mizzou Tiger Football  
Missouri Red-Zone Results (as of Jan 17, 2018)  
All games



Missouri Inside Opponent Red-Zone

Date	Opponent	Score	Times In RZ	Times Scored	Total Pts	Rush TDs	Pass TDs	FGs Made	Failed to score inside RZ						
									FGA	Down	Int	Fumb	Half	Game	
Sep 02, 2017	MISSOURI ST.	W 72-43	6	6	38	5	3	2	1	0	0	0	0	0	0
Sep 09, 2017	SOUTH CAROLINA	L 13-31	3	1	3	0	0	0	1	1	1	0	0	0	0
Sep 16, 2017	PURDUE	L 3-35	1	1	3	0	0	0	1	0	0	0	0	0	0
Sep 23, 2017	AUBURN	L 14-51	1	1	7	1	0	1	0	0	0	0	0	0	0
Oct 07, 2017	at Kentucky	L 34-40	4	3	13	1	1	0	2	1	0	0	0	0	0
Oct 14, 2017	at Georgia	L 28-53	1	1	7	1	0	1	0	0	0	0	0	0	0
Oct 21, 2017	IDAHO	W 68-21	10	10	61	8	2	6	2	0	0	0	0	0	0
Oct 28, 2017	at UConn	W 52-12	6	6	38	5	1	4	1	0	0	0	0	0	0
Nov. 4, 2017	FLORIDA	W 45-16	6	5	35	5	2	3	0	0	0	1	0	0	0
Nov 11, 2017	TENNESSEE	W 50-17	6	5	26	3	2	1	2	0	0	0	0	1	0
Nov 18, 2017	at Vanderbilt	W 45-17	2	2	14	2	1	1	0	0	0	0	0	0	0
Nov 24, 2017	at Arkansas	W 48-45	5	5	27	3	1	2	2	0	0	0	0	0	0
Dec 27, 2017	vs Texas	L 16-33	2	2	10	1	1	0	1	0	0	0	0	0	0
Totals			53	48	282	35	14	21	13	2	1	1	0	1	0

48 of 53 (90.6%)

Opponents Inside Missouri Red-Zone

Date	Opponent	Score	Times In RZ	Times Scored	Total Pts	Rush TDs	Pass TDs	FGs Made	Failed to score inside RZ						
									FGA	Down	Int	Fumb	Half	Game	
Sep 02, 2017	MISSOURI ST.	W 72-43	3	3	22	3	2	1	0	0	0	0	0	0	0
Sep 09, 2017	SOUTH CAROLINA	L 13-31	3	2	10	1	1	0	1	1	0	0	0	0	0
Sep 16, 2017	PURDUE	L 3-35	4	4	28	4	2	2	0	0	0	0	0	0	0
Sep 23, 2017	AUBURN	L 14-51	5	5	35	5	5	0	0	0	0	0	0	0	0
Oct 07, 2017	at Kentucky	L 34-40	5	5	23	2	1	1	3	0	0	0	0	0	0
Oct 14, 2017	at Georgia	L 28-53	6	6	30	3	2	1	3	0	0	0	0	0	0
Oct 21, 2017	IDAHO	W 68-21	3	3	21	3	0	3	0	0	0	0	0	0	0
Oct 28, 2017	at UConn	W 52-12	3	2	10	1	1	0	1	0	1	0	0	0	0
Nov. 4, 2017	FLORIDA	W 45-16	3	3	13	1	0	1	2	0	0	0	0	0	0
Nov 11, 2017	TENNESSEE	W 50-17	1	1	7	1	0	1	0	0	0	0	0	0	0
Nov 18, 2017	at Vanderbilt	W 45-17	5	3	17	2	1	1	1	0	1	1	0	0	0
Nov 24, 2017	at Arkansas	W 48-45	2	2	14	2	2	0	0	0	0	0	0	0	0
Dec 27, 2017	vs Texas	L 16-33	2	2	14	2	1	1	0	0	0	0	0	0	0
Totals			45	41	244	30	18	12	11	1	2	1	0	0	0

41 of 45 (91.1%)



2017 Mizzou Tiger Football  
Missouri By-Quarter Statistics (as of Jan 17, 2018)  
All games



3rd-Down Conversions

Date	Opponent	Score	Overall	1st Qtr	2nd Qtr	3rd Qtr	4th Qtr	Overtime
Sep 02, 2017	MISSOURI ST.	W 72-43	8-12 66.7	1-1 100.0	5-6 83.3	0-2 0.0	2-3 66.7	
Sep 09, 2017	SOUTH CAROLINA	L 13-31	5-14 35.7	2-4 50.0	1-4 25.0	1-3 33.3	1-3 33.3	
Sep 16, 2017	PURDUE	L 3-35	2-11 18.2	0-2 0.0	1-4 25.0	0-2 0.0	1-3 33.3	
Sep 23, 2017	AUBURN	L 14-51	4-13 30.8	0-3 0.0	3-5 60.0	0-3 0.0	1-2 50.0	
Oct 07, 2017	at Kentucky	L 34-40	8-17 47.1	1-3 33.3	2-4 50.0	3-5 60.0	2-5 40.0	
Oct 14, 2017	at Georgia	L 28-53	6-14 42.9	2-4 50.0	1-3 33.3	1-4 25.0	2-3 66.7	
Oct 21, 2017	IDAHO	W 68-21	4-8 50.0	0-0 0.0	1-2 50.0	1-2 50.0	2-4 50.0	
Oct 28, 2017	at UConn	W 52-12	7-12 58.3	0-1 0.0	3-4 75.0	1-3 33.3	3-4 75.0	
Nov. 4, 2017	FLORIDA	W 45-16	7-11 63.6	4-5 80.0	1-1 100.0	0-1 0.0	2-4 50.0	
Nov 11, 2017	TENNESSEE	W 50-17	6-13 46.2	0-1 0.0	2-4 50.0	3-5 60.0	1-3 33.3	
Nov 18, 2017	at Vanderbilt	W 45-17	8-16 50.0	1-4 25.0	3-4 75.0	2-4 50.0	2-4 50.0	
Nov 24, 2017	at Arkansas	W 48-45	10-18 55.6	1-3 33.3	5-7 71.4	0-3 0.0	4-5 80.0	
Dec 27, 2017	vs Texas	L 16-33	3-14 21.4	0-5 0.0	1-4 25.0	2-4 50.0	0-1 0.0	
Missouri			78-173 45.1	12-36 33.3	29-52 55.8	14-41 34.1	23-44 52.3	0-0 0.0
Opponents			92-212 43.4	34-59 57.6	21-53 39.6	16-51 31.4	21-49 42.9	0-0 0.0

4th-Down Conversions

Date	Opponent	Score	Overall	1st Qtr	2nd Qtr	3rd Qtr	4th Qtr	Overtime
Sep 02, 2017	MISSOURI ST.	W 72-43	0-1 0.0	0-0 0.0	0-0 0.0	0-0 0.0	0-1 0.0	
Sep 09, 2017	SOUTH CAROLINA	L 13-31	1-2 50.0	0-0 0.0	1-1 100.0	0-0 0.0	0-1 0.0	
Sep 16, 2017	PURDUE	L 3-35	0-0 0.0	0-0 0.0	0-0 0.0	0-0 0.0	0-0 0.0	
Sep 23, 2017	AUBURN	L 14-51	0-2 0.0	0-0 0.0	0-0 0.0	0-1 0.0	0-1 0.0	
Oct 07, 2017	at Kentucky	L 34-40	1-1 100.0	0-0 0.0	0-0 0.0	0-0 0.0	1-1 100.0	
Oct 14, 2017	at Georgia	L 28-53	0-1 0.0	0-0 0.0	0-0 0.0	0-1 0.0	0-0 0.0	
Oct 21, 2017	IDAHO	W 68-21	0-0 0.0	0-0 0.0	0-0 0.0	0-0 0.0	0-0 0.0	
Oct 28, 2017	at UConn	W 52-12	0-1 0.0	0-1 0.0	0-0 0.0	0-0 0.0	0-0 0.0	
Nov. 4, 2017	FLORIDA	W 45-16	0-0 0.0	0-0 0.0	0-0 0.0	0-0 0.0	0-0 0.0	
Nov 11, 2017	TENNESSEE	W 50-17	0-0 0.0	0-0 0.0	0-0 0.0	0-0 0.0	0-0 0.0	
Nov 18, 2017	at Vanderbilt	W 45-17	0-2 0.0	0-1 0.0	0-1 0.0	0-0 0.0	0-0 0.0	
Nov 24, 2017	at Arkansas	W 48-45	1-1 100.0	0-0 0.0	0-0 0.0	1-1 100.0	0-0 0.0	
Dec 27, 2017	vs Texas	L 16-33	0-0 0.0	0-0 0.0	0-0 0.0	0-0 0.0	0-0 0.0	
Missouri			3-11 27.3	0-2 0.0	1-2 50.0	1-3 33.3	1-4 25.0	0-0 0.0
Opponents			9-17 52.9	0-1 0.0	3-4 75.0	3-4 75.0	3-8 37.5	0-0 0.0

Time of Possession

Date	Opponent	Score	Overall	1st Qtr	2nd Qtr	3rd Qtr	4th Qtr	Overtime
Sep 02, 2017	MISSOURI ST.	W 72-43	21:44	3:29	7:24	3:20	7:31	
Sep 09, 2017	SOUTH CAROLINA	L 13-31	22:24	5:41	6:36	4:21	5:46	
Sep 16, 2017	PURDUE	L 3-35	16:17	3:18	5:04	3:09	4:46	
Sep 23, 2017	AUBURN	L 14-51	25:40	5:55	9:25	7:13	3:07	
Oct 07, 2017	at Kentucky	L 34-40	23:51	5:24	4:46	8:05	5:36	
Oct 14, 2017	at Georgia	L 28-53	20:24	6:14	3:52	5:42	4:36	
Oct 21, 2017	IDAHO	W 68-21	24:25	4:48	3:44	6:13	9:40	
Oct 28, 2017	at UConn	W 52-12	29:21	6:32	8:08	5:19	9:22	
Nov. 4, 2017	FLORIDA	W 45-16	29:21	8:50	6:42	3:36	10:13	
Nov 11, 2017	TENNESSEE	W 50-17	29:11	7:32	5:11	8:20	8:08	
Nov 18, 2017	at Vanderbilt	W 45-17	24:33	6:10	5:14	6:04	7:05	
Nov 24, 2017	at Arkansas	W 48-45	33:21	8:28	9:25	6:04	9:24	
Dec 27, 2017	vs Texas	L 16-33	24:45	7:19	7:28	7:01	2:57	
Missouri			Total	79:40	82:59	74:27	88:11	0:00
Missouri			Avg.	25:01	6:07	6:23	6:47	0:00
Opponents			Total	115:20	112:01	120:33	106:49	0:00
Opponents			Avg.	34:58	8:52	8:37	8:13	0:00



2017 Mizzou Tiger Football  
Missouri Games Played (as of Jan 17, 2018)  
All games



##	PLAYER	GP-GS	MSU	SC	PUR	AU	UK	UGA	IDAHO	UCONN	UF	UT	VANDY	AR
23	23	1/1	...	...	...	...	...	...	START	...	...	...	...	...
57	Abeln, Alec	13/2	XXX	XXX	XXX	XXX	START	XXX	START	XXX	XXX	XXX	XXX	XXX
1A	Acy, DeMarkus	13/12	START	START	START	START	START	XXX	START	START	START	START	START	START
77	Adams, Paul	13/13	START	START	START	START	START	START	START	START	START	START	START	START
4A	Agbasimere, Fra	4/-	...	...	...	...	...	...	XXX	XXX	XXX	XXX	...	...
3A	Alton, Jerod	11/-	XXX	XXX	XXX	XXX	XXX	XXX	...	XXX	XXX	XXX	XXX	XXX
2A	Anderson, Nate	12/-	XXX	XXX	XXX	XXX	XXX	XXX	XXX	XXX	XXX	XXX	XXX	XXX
56	Bailey, Samson	11/-	XXX	XXX	XXX	XXX	XXX	...	XXX	XXX	XXX	XXX	XXX	...
30	Banister, Barre	1/-	...	...	XXX	...	...	...	...	...	...	...	...	...
92	Bartolotta, Nic	1/-	...	...	...	...	...	...	XXX	...	...	...	...	...
5B	Beckner, Terry	13/11	START	START	START	START	XXX	XXX	START	START	START	START	START	START
38	Beisel, Eric	13/-	XXX	XXX	XXX	XXX	XXX	XXX	XXX	XXX	XXX	XXX	XXX	XXX
11	Blanton, Kendal	13/3	XXX	XXX	XXX	START	START	XXX	START	XXX	XXX	XXX	XXX	XXX
1B	Bledsoe, Joshua	12/-	XXX	XXX	...	XXX	XXX	XXX	XXX	XXX	XXX	XXX	XXX	XXX
13	Brandon, Rashad	13/1	XXX	XXX	XXX	XXX	XXX	XXX	XXX	XXX	START	XXX	XXX	XXX
25	Brooks, Jamal	12/1	XXX	XXX	XXX	XXX	XXX	START	XXX	XXX	XXX	XXX	XXX	XXX
7	Brown, Nate	11/-	XXX	XXX	...	XXX	...	XXX	XXX	XXX	XXX	XXX	XXX	XXX
34	Burkett, Joey	13/-	XXX	XXX	XXX	XXX	XXX	XXX	XXX	XXX	XXX	XXX	XXX	XXX
97	Byers, Akial	7/-	...	...	XXX	XXX	...	...	XXX	XXX	XXX	XXX	...	...
55	Castillo, Tryst	13/13	START	START	START	START	START	START	START	START	START	START	START	START
2C	Cheadle, Logan	11/5	START	START	START	START	START	XXX	XXX	XXX	XXX	XXX	...	...
18	Collins, Domini	11/1	XXX	...	XXX	XXX	XXX	XXX	XXX	START	XXX	XXX	...	XXX
16	Crockett, Damar	7/5	START	START	XXX	START	START	START	...	...	...	...	...	...
22	Downing, Dawson	5/-	...	...	...	...	...	...	XXX	XXX	XXX	XXX	...	...
67	Dubinski, Jonah	7/-	XXX	XXX	XXX	...	...	...	XXX	XXX	XXX	XXX	...	...
70	Durant, Yasir	13/10	XXX	XXX	XXX	START	START	START	START	START	START	START	START	START
36	Ellinger, Danie	5/-	XXX	...	...	...	...	...	XXX	XXX	XXX	XXX	...	...
26	Fatony, Corey	13/-	XXX	XXX	XXX	XXX	XXX	XXX	XXX	XXX	XXX	XXX	XXX	XXX
17	Floyd, Richaud	13/-	XXX	XXX	XXX	XXX	XXX	XXX	XXX	XXX	XXX	XXX	XXX	XXX
1F	Frazier, Marcel	13/13	START	START	START	START	START	START	START	START	START	START	START	START
47	Garrett, Cale	13/13	START	START	START	START	START	START	START	START	START	START	START	START
1G	Gillespie, Tyre	7/-	XXX	...	XXX	XXX	...	...	XXX	XXX	XXX	...	...	...
84	Hall, Emanuel	13/9	XXX	XXX	XXX	XXX	START	START	START	START	START	START	START	START
2H	Hall, Terez	13/13	START	START	START	START	START	START	START	START	START	START	START	START
5H	Harold, Jordan	13/13	START	START	START	START	START	START	START	START	START	START	START	START
69	Harris, A.J.	7/-	XXX	XXX	...	...	XXX	...	XXX	...	XXX	XXX	XXX	...
7H	Hilton, Cam	12/-	XXX	...	XXX	XXX	XXX	XXX	XXX	XXX	XXX	XXX	XXX	XXX
1	Hines, Anthony	13/-	XXX	XXX	XXX	XXX	XXX	XXX	XXX	XXX	XXX	XXX	XXX	XXX
76	Howell, Tyler	10/3	START	START	START	XXX	XXX	XXX	XXX	...	XXX	XXX	...	...
94	Jacobs, Tyrell	2/-	...	...	...	...	...	...	XXX	...	XXX	...	...	...
12	Johnson, Johnat	13/12	START	START	START	START	START	START	START	XXX	START	START	START	START
4L	Lee, Brandon	13/9	XXX	XXX	XXX	XXX	START	START	START	START	START	START	START	START
3	Lock, Drew	13/13	START	START	START	START	START	START	START	START	START	START	START	START
96	Logan, A.J.	7/6	...	...	...	...	...	...	START	START	XXX	START	START	START
19	Lowary, Jack	2/-	XXX	...	...	...	...	...	...	XXX	...	...	...	...
9	Mason, Dimetrio	4/4	START	START	START	START	...	...	...	...	...	...	...	...
1M	McCann, Tucker	12/-	XXX	XXX	XXX	XXX	XXX	XXX	...	XXX	XXX	XXX	XXX	XXX



2017 Mizzou Tiger Football  
 Missouri Games Played (as of Jan 17, 2018)  
 All games



##	PLAYER	GP-GS	MSU	SC	PUR	AU	UK	UGA	IDAHO	UCONN	UF	UT	VANDY	AR
40	Miller, Aubrey	10/-	XXX	XXX	XXX	...	...	...	XXX	XXX	XXX	XXX	XXX	XXX
72	Mitchell, Kyle	8/-	XXX	XXX	XXX	...	...	...	XXX	...	XXX	XXX	XXX	...
6	Moore, J'Mon	13/11	START	START	START	START	XXX	START	XXX	START	START	START	START	START
1N	Nelson, Dominic	8/-	...	...	...	...	...	XXX	XXX	XXX	XXX	XXX	XXX	XXX
81	Okwuegbunam, Al	13/7	XXX	XXX	XXX	XXX	XXX	START	XXX	START	START	START	START	START
99	Palmore, Walter	10/-	XXX	XXX	...	...	XXX	XXX	XXX	XXX	XXX	XXX	XXX	...
71	Pendleton, Kevi	13/12	START	START	XXX	START	START	START	START	START	START	START	START	START
3P	Perkins, Ronnel	10/2	...	XXX	XXX	XXX	START	START	XXX	XXX	XXX	...	XXX	...
1P	Petry, Terry	1/-	...	...	...	...	...	...	...	XXX	...	...	...	...
66	Ploudre, Adam	9/1	XXX	XXX	START	XXX	...	...	XXX	XXX	XXX	XXX	...	...
5	Powell, Taylor	3/2	...	...	...	...	START	START	...	...	...	...	XXX	...
20	Prewett, Kaleb	13/10	START	START	START	START	XXX	XXX	XXX	START	START	START	START	START
10	Reese, Jason	12/3	START	START	START	XXX	XXX	XXX	XXX	XXX	XXX	XXX	XXX	...
24	Rivers, Cameren	5/-	XXX	...	...	...	...	XXX	...	...	...	XXX	XXX	...
58	Robinson, Noah	9/-	...	...	XXX	XXX	XXX	XXX	XXX	XXX	XXX	XXX	...	...
6R	Ross, Tavon	12/-	XXX	XXX	XXX	XXX	XXX	XXX	XXX	...	XXX	XXX	XXX	XXX
33	Rountree, Larry	13/-	XXX	XXX	XXX	XXX	XXX	XXX	XXX	XXX	XXX	XXX	XXX	XXX
89	Scales, Brendan	1/-	...	...	...	...	...	...	XXX	...	...	...	...	...
2S	Sherrils, Antho	11/11	START	START	START	START	...	...	START	START	START	START	START	START
75	Simms, Tre'Vour	13/13	START	START	START	START	START	START	START	START	START	START	START	START
8	Smith, Justin	1/1	...	...	...	...	...	START	...	...	...	...	...	...
28	Spadarotto, Ste	4/-	XXX	...	...	...	...	...	XXX	XXX	XXX	...	...	...
1S	Sparks, Adam	13/8	XXX	XXX	XXX	XXX	XXX	START	START	START	START	START	START	START
31	Stribling, Fini	13/-	XXX	XXX	XXX	XXX	XXX	XXX	XXX	XXX	XXX	XXX	XXX	XXX
46	Trump, Jacob	2/-	XXX	XXX	...	...	...	...	...	...	...	...	...	...
39	Turner, Chris	12/-	XXX	XXX	XXX	XXX	XXX	XXX	XXX	...	XXX	XXX	XXX	XXX
1U	Ulmer, Jordan	8/1	START	XXX	...	XXX	XXX	XXX	XXX	...	XXX	...	...	XXX
90	Utsey, Markell	11/6	START	START	START	START	START	START	XXX	XXX	XXX	XXX	XXX	...
2W	Warren, T.J.	6/-	...	...	...	...	...	...	...	XXX	XXX	XXX	XXX	XXX
7W	Whiteside, Kobi	12/-	XXX	XXX	XXX	XXX	XXX	XXX	XXX	XXX	XXX	XXX	XXX	...
93	Williams, Tre	11/-	XXX	...	...	XXX	XXX	XXX	XXX	XXX	XXX	XXX	XXX	XXX
2	Wilson, Micah	5/-	...	...	XXX	...	...	...	XXX	XXX	XXX	XXX	...	...
8W	Wilson, Thomas	12/4	XXX	START	START	START	START	XXX	XXX	XXX	XXX	XXX	XXX	XXX
14	Wingo, Ray	4/-	...	...	...	...	XXX	XXX	XXX	...	...	...	...	...
48	Winters, Roderi	1/-	...	...	XXX	...	...	...	...	...	...	...	...	...
51	Wise, Drew	4/-	...	...	...	...	...	...	XXX	...	XXX	XXX	XXX	...
21	Witter, Ish	13/8	XXX	XXX	START	XXX	XXX	XXX	START	START	START	START	START	START
86	Workman, James	10/-	XXX	XXX	XXX	XXX	...	...	...	XXX	XXX	XXX	XXX	XXX



2017 Mizzou Tiger Football  
 Missouri Total Tackles Game-by-Game (as of Jan 17, 2018)  
 All games



Total Tackles	UA-A	Total	MSU	SC	PUR	AU	UK	UGA	IDAHO	UCONN	UF	UT	VANDY	AR
Garrett, Cale LB	65-40	105	4-2	8-2	6-6	1-1	6-0	4-8	2-3	4-2	6-2	6-0	8-4	3-4
Hall, Terez LB	49-36	85	6-0	2-4	3-1	5-3	10-2	3-7	2-1	2-2	5-6	3-1	3-2	1-2
Sherrils, Antho DB	47-17	64	2-0	7-0	5-3	5-2	DNP	DNP	2-1	4-2	5-1	5-1	7-2	4-4
Prewett, Kaleb S	46-14	60	4-1	5-2	5-2	3-0	5-0	2-2	5-1	1-1	2-1	1-0	6-1	1-2
Acy, DeMarkus DB	34-14	48	4-1	2-3	2-2	2-0	0-1	4-2	-	0-1	1-2	3-0	8-1	3-1
Lee, Brandon LB	25-17	42	2-0	1-0	2-1	-	5-2	2-3	2-2	2-2	1-1	4-1	1-0	0-3
Frazier, Marcel DE	24-16	40	0-3	1-0	3-1	1-0	1-0	3-1	1-1	0-4	2-1	2-1	1-1	5-3
Beckner, Terry DT	20-18	38	0-1	3-1	1-2	1-2	2-0	0-1	4-2	2-2	3-2	1-0	2-1	1-1
Beisel, Eric LB	21-16	37	0-4	2-1	4-1	5-4	-	3-1	2-3	3-2	-	1-0	1-0	-
Harold, Jordan DE	18-18	36	1-1	3-3	2-3	2-0	1-0	0-2	0-5	1-0	-	1-0	1-0	2-1
Sparks, Adam DB	21-13	34	0-1	-	0-1	-	2-4	3-2	4-1	2-2	1-0	3-0	2-1	2-0
Wilson, Thomas S	26-8	34	-	3-2	6-1	3-2	1-1	6-1	2-0	3-1	1-0	-	1-0	-
Perkins, Ronnel S	18-9	27	DNP	0-1	3-0	1-3	6-4	4-1	2-0	1-0	1-0	DNP	-	DNP
Cheadle, Logan DB	24-3	27	0-2	4-1	3-0	5-0	3-0	-	2-0	4-0	2-0	-	DNP	DNP
Brandon, Rashad DL	15-6	21	4-1	-	1-1	1-0	2-0	2-1	2-0	-	1-2	-	1-0	-
Williams, Tre DL	15-5	20	-	DNP	DNP	1-0	1-0	2-1	3-1	1-0	-	3-0	1-0	1-1
Burkett, Joey LB	11-6	17	2-1	-	1-5	1-0	-	-	2-0	1-0	1-0	2-0	1-0	-
Hilton, Cam S	15-1	16	-	DNP	2-0	3-1	1-0	1-0	1-0	2-0	1-0	2-0	-	2-0
Ross, Tavon LB	9-5	14	-	1-0	0-1	0-1	1-0	2-0	1-0	DNP	1-1	1-1	0-1	1-0
Palmore, Walter DL	5-8	13	1-5	1-0	DNP	DNP	-	0-1	-	0-1	-	3-1	-	DNP
Bledsoe, Joshua S	9-4	13	1-0	-	DNP	0-1	-	1-2	2-0	1-0	-	1-0	2-0	1-0
Anderson, Nate DL	7-5	12	1-0	-	1-0	1-1	1-0	-	0-4	3-0	-	-	-	-
Warren, T.J. LB	10-1	11	DNP	DNP	DNP	DNP	DNP	DNP	DNP	2-0	2-0	4-0	1-1	1-0
Alton, Jerod DB	8-1	9	-	-	-	1-0	-	1-0	DNP	4-0	1-0	1-0	0-1	-
Logan, A.J. DT	3-6	9	DNP	DNP	DNP	DNP	DNP	DNP	1-0	-	0-2	-	1-1	0-2
Brooks, Jamal LB	5-4	9	0-1	-	-	0-1	-	-	0-1	3-1	-	1-0	1-0	-
Whiteside, Kobi DL	2-7	9	0-1	-	1-0	1-4	-	0-1	-	0-1	-	-	-	DNP
Ulmer, Jordan S	7-1	8	6-0	-	DNP	-	-	-	1-1	DNP	-	DNP	DNP	-
Hines, Anthony S	4-2	6	1-0	-	-	-	-	-	-	-	0-1	-	1-0	1-0
Utsey, Markell DL	3-3	6	-	-	1-0	1-0	1-0	0-2	-	-	-	-	0-1	DNP
Turner, Chris DL	0-3	3	-	-	0-2	-	-	0-1	-	DNP	-	-	-	-
Miller, Aubrey LB	2-1	3	-	-	-	DNP	DNP	DNP	0-1	-	-	2-0	-	-
Byers, Akial DL	2-1	3	DNP	DNP	0-1	-	DNP	DNP	-	1-0	-	1-0	DNP	DNP
Okwuegbunam, Al	2-0	2	-	-	-	-	-	1-0	-	-	-	-	-	1-0
Witter, Ish	2-0	2	-	-	1-0	-	-	-	-	-	-	-	-	1-0
Gillespie, Tyre S	0-2	2	-	DNP	-	-	DNP	DNP	-	-	0-1	DNP	DNP	DNP
Agbasimere, Fra DE	1-0	1	DNP	DNP	DNP	DNP	DNP	DNP	1-0	-	-	-	DNP	DNP
Robinson, Noah LB	1-0	1	DNP	DNP	-	-	-	-	-	-	1-0	-	DNP	DNP
Rountree, Larry	1-0	1	1-0	-	-	-	-	-	-	-	-	-	-	-
Abeln, Alec	1-0	1	-	-	-	-	-	-	-	-	-	-	-	1-0
Stribling, Fini DB	1-0	1	-	-	-	-	1-0	-	-	-	-	-	-	-
Moore, J'Mon	1-0	1	-	-	1-0	-	-	-	-	-	-	-	-	-
Team	1-0	1	1-0	-	-	-	-	-	-	-	-	-	-	-
McCann, Tucker	0-1	1	-	-	-	-	-	-	DNP	-	0-1	-	-	-
Bartolotta, Nic	1-0	1	DNP	DNP	DNP	DNP	DNP	DNP	1-0	DNP	DNP	DNP	DNP	DNP
Blanton, Kendal	1-0	1	-	-	-	-	-	-	1-0	-	-	-	-	-
Wingo, Ray	1-0	1	DNP	DNP	DNP	DNP	-	-	1-0	DNP	DNP	DNP	DNP	DNP



2017 Mizzou Tiger Football  
 Missouri Passing Game-by-Game (as of Jan 17, 2018)  
 All games



#3 Lock, Drew	Comp	Att	Int	Pct	Yards	TD	Long	Sacked	Effic
Missouri St.	21	34	1	61.8	521	7	65	1-6	252.54
South Carolina	14	32	2	43.8	245	1	61	1-6	105.88
Purdue	12	28	2	42.9	133	0	29	0-0	68.47
Auburn	23	39	1	59.0	216	2	26	2-17	117.29
Kentucky	22	42	0	52.4	355	3	75	1-7	146.95
Georgia	15	25	1	60.0	253	4	63	0-0	189.81
IDAHO	23	33	1	69.7	467	6	62	1-6	242.51
UConn	31	37	0	83.8	377	5	72	1-17	213.97
Florida	15	20	1	75.0	228	3	49	0-0	210.26
Tennessee	13	28	1	46.4	217	4	50	0-0	151.53
Vanderbilt	10	25	0	40.0	235	3	71	0-0	158.56
Arkansas	25	42	2	59.5	448	5	56	3-18	178.89
Texas	18	34	1	52.9	269	1	79	1-8	123.22
TOTALS	242	419	13	57.8	3964	44	79	11-85	165.67

#2 Wilson, Micah	Comp	Att	Int	Pct	Yards	TD	Long	Sacked	Effic
IDAHO	1	1	0	100.0	8	0	8	0-0	167.20
UConn	3	6	1	50.0	31	0	19	1-6	60.07
Florida	0	1	0	0.0	0	0	0	0-0	0.00
Tennessee	1	2	0	50.0	9	0	9	1-1	87.80
TOTALS	5	10	1	50.0	48	0	19	2-7	70.32

#TM Team	Comp	Att	Int	Pct	Yards	TD	Long	Sacked	Effic
Kentucky	0	1	0	0.0	0	0	0	0-0	0.00
TOTALS	0	1	0	0.0	0	0	0	0-0	0.00







2017 Mizzou Tiger Football  
 Missouri Sacks Game-by-Game (as of Jan 17, 2018)  
 All games



SACKS	UA-A	Total	MSU	SC	PUR	AU	UK	UGA	IDAHO	UCONN	UF	UT	VANDY	AR
Frazier, Marcel DE	5-4	7.0	0.5-7	-	1.0-6	-	-	-	1.0-7	1.0-8	-	2.0-14	0.5-1	1.0-7
Beckner, Terry DT	6-2	7.0	0.5-7	-	1.0-6	-	-	0.5-1	2.0-7	1.0-4	1.0-4	-	-	1.0-1
Williams, Tre DL	3-0	3.0	-	DNP	DNP	-	-	-	1.0-5	-	-	2.0-9	-	-
Harold, Jordan DE	3-0	3.0	-	1.0-8	-	-	-	-	-	-	-	-	-	-
Garrett, Cale LB	3-0	3.0	-	-	1.0-10	-	-	-	-	1.0-3	-	-	1.0-6	-
Bledsoe, Joshua S	1-0	1.0	-	-	DNP	-	-	-	-	-	-	1.0-7	-	-
Brandon, Rashad DL	1-0	1.0	1.0-7	-	-	-	-	-	-	-	-	-	-	-
Whiteside, Kobi DL	1-0	1.0	-	-	-	1.0-11	-	-	-	-	-	-	-	DNP
Utsey, Markell DL	1-0	1.0	-	-	-	-	1.0-6	-	-	-	-	-	-	DNP
Anderson, Nate DL	1-0	1.0	1.0-6	-	-	-	-	-	-	-	-	-	-	-
Hilton, Cam S	1-0	1.0	-	DNP	-	-	-	-	1.0-4	-	-	-	-	-
Cheadle, Logan DB	1-0	1.0	-	-	-	-	-	-	-	1.0-1	-	-	DNP	DNP
Hall, Terez LB	1-0	1.0	1.0-1	-	-	-	-	-	-	-	-	-	-	-
Lee, Brandon LB	0-1	0.5	-	-	-	-	-	-	-	0.5-4	-	-	-	-
Logan, A.J. DT	0-1	0.5	DNP	DNP	DNP	DNP	DNP	DNP	-	-	-	-	0.5-2	-
Sherrills, Antho DB	0-1	0.5	-	-	-	-	DNP	DNP	-	0.5-5	-	-	-	-
Turner, Chris DL	0-1	0.5	-	-	-	-	-	0.5-1	-	DNP	-	-	-	-





2017 Mizzou Tiger Football  
 Missouri Fumbles Game-by-Game (as of Jan 17, 2018)  
 All games



FUMBLES	No-Lost	MSU	SC	PUR	AU	UK	UGA	IDAHO	UCONN	UF	UT	VANDY	AR	TEX
Lock, Drew QB	4-4	-	-	-	2-2	1-1	-	-	-	-	-	-	-	1-1
Crockett, Damar RB	3-3	1-1	-	-	1-1	1-1	-	DNP	DNP	DNP	DNP	DNP	DNP	-
Team	2-0	1-0	DNP	DNP	DNP	-	1-0	-	-	DNP	-	-	-	-
Witter, Ish RB	1-1	-	-	-	-	-	-	-	-	-	-	-	-	1-1
Okwuegbunam, Al TE	1-1	-	-	-	-	-	-	-	-	-	-	-	-	1-1
Johnson, Johnat WR	1-1	-	1-1	-	-	-	-	-	-	-	-	-	-	-
Floyd, Richaud WR	1-1	-	-	1-1	-	-	-	-	-	-	-	-	-	-

FUMBLES FORCED	Number	MSU	SC	PUR	AU	UK	UGA	IDAHO	UCONN	UF	UT	VANDY	AR	TEX
Wilson, Thomas	1	-	-	1	-	-	-	-	-	-	-	-	-	DNP
Williams, Tre	1	-	DNP	DNP	-	-	-	-	-	-	1	-	-	-
Sherrils, Antho	1	-	-	-	-	DNP	DNP	-	-	-	1	-	-	-
Acy, DeMarkus	1	1	-	-	-	-	-	-	-	-	-	-	-	-
Frazier, Marcel	1	-	-	-	-	-	-	1	-	-	-	-	-	-
Perkins, Ronnel	1	DNP	-	-	-	-	1	-	-	-	DNP	-	DNP	-

FUMBLES RECOVERED	Number	MSU	SC	PUR	AU	UK	UGA	IDAHO	UCONN	UF	UT	VANDY	AR	TEX
Sherrils, Antho	2	-	-	-	-	DNP	DNP	-	-	1	1	-	-	-
Perkins, Ronnel	1	DNP	-	-	-	-	-	1	-	-	DNP	-	DNP	-
Garrett, Cale	1	1	-	-	-	-	-	-	-	-	-	-	-	-
Whiteside, Kobi	1	-	-	-	-	-	-	-	-	-	1	-	DNP	-



2017 Mizzou Tiger Football  
Missouri Individual Season/Career Statistics (as of Jan 17, 2018)  
All games



SEASON

CAREER

Rushing	gp	att	gain	loss	net	avg	td	lg	avg/g	gp	att	gain	loss	net	avg	td	lg	avg/g
Witter, Ish	13	188	1068	19	1049	5.6	6	52	80.7	49	503	2492	74	2418	4.8	14	52	49.3
Rountree, Larry	13	126	709	6	703	5.6	6	64	54.1	13	126	709	6	703	5.6	6	64	54.1
Crockett, Damarea	7	80	490	9	481	6.0	2	73	68.7	18	233	1566	23	1543	6.6	12	73	85.7
Downing, Dawson	5	20	121	0	121	6.1	0	29	24.2	5	20	121	0	121	6.1	0	29	24.2
Lock, Drew	13	44	183	72	111	2.5	1	34	8.5	37	148	590	328	262	1.8	3	34	7.1
Wilson, Micah	5	15	105	16	89	5.9	1	29	17.8	5	15	105	16	89	5.9	1	29	17.8
Mason, Dimetrios	4	1	19	0	19	19.0	0	19	4.8	16	3	48	0	48	16.0	0	20	3.0
Fatony, Corey	13	1	3	0	3	3.0	0	3	0.2	37	2	29	0	29	14.5	0	26	0.8
Utsey, Markell	11	1	2	0	2	2.0	0	2	0.2	18	1	2	0	2	2.0	0	2	0.1
Collins, Dominic	11	1	1	0	1	1.0	0	1	0.1	14	1	1	0	1	1.0	0	1	0.1
Johnson, Johnathon	13	1	0	0	0	0.0	0	0	0.0	25	5	115	1	114	22.8	0	82	4.6
Lowary, Jack	2	1	0	0	0	0.0	0	0	0.0	2	1	0	0	0	0.0	0	0	0.0
Team	9	7	0	63	-63	-9.0	0	0	-7.0									
Total	13	486	2701	185	2516	5.2	16	73	193.5									
Opponents	13	521	2442	367	2075	4.0	27	75	159.6									

Passing	gp	effic	comp-att-int	pct	yds	td	lg	avg/g	gp	effic	comp-att-int	pct	yds	td	lg	avg/g
Lock, Drew	13	165.67	242-419-13	57.8	3964	44	79	304.9	37	135.37	608-1116-31	54.5	8695	71	87	235.0
Wilson, Micah	5	70.32	5-10-1	50.0	48	0	19	9.6	5	70.32	5-10-1	50.0	48	0	19	9.6
Team	9	0.00	0-1-0	0.0	0	0	0	0.0								
Total	13	163.07	247-430-14	57.4	4012	44	79	308.6								
Opponents	13	132.17	263-441-12	59.6	3308	20	89	254.5								

Receiving	gp	no.	yds	avg	td	lg	avg/g	gp	no.	yds	avg	td	lg	avg/g
Moore, J'Mon	13	65	1082	16.6	10	71	83.2	50	158	2477	15.7	21	82	49.5
Johnson, Johnathon	13	41	724	17.7	6	79	55.7	25	65	1159	17.8	8	87	46.4
Hall, Emanuel	13	33	817	24.8	8	63	62.8	36	60	1188	19.8	10	63	33.0
Okwuegbunam, Albert	13	29	415	14.3	11	57	31.9	13	29	415	14.3	11	57	31.9
Floyd, Richaud	13	14	170	12.1	2	30	13.1	22	18	264	14.7	2	37	12.0
Mason, Dimetrios	4	13	119	9.2	0	19	29.8	16	60	706	11.8	3	57	44.1
Brown, Nate	11	11	89	8.1	0	13	8.1	33	43	460	10.7	4	33	13.9
Witter, Ish	13	11	87	7.9	1	22	6.7	49	33	280	8.5	1	49	5.7
Collins, Dominic	11	10	145	14.5	1	31	13.2	14	11	167	15.2	1	31	11.9
Blanton, Kendall	13	6	138	23.0	1	62	10.6	33	22	299	13.6	4	62	9.1
Reese, Jason	12	5	134	26.8	3	61	11.2	48	29	369	12.7	5	61	7.7
Rountree, Larry	13	5	57	11.4	0	25	4.4	13	5	57	11.4	0	25	4.4
Crockett, Damarea	7	4	35	8.8	1	19	5.0	18	9	49	5.4	1	19	2.7
Total	13	247	4012	16.2	44	79	308.6							
Opponents	13	263	3308	12.6	20	89	254.5							

Total Offense	g	plays	rush	pass	total	avg/g	g	plays	rush	pass	total	avg/g
Lock, Drew	13	463	111	3964	4075	313.5	37	1264	262	8695	8957	242.1
Witter, Ish	13	188	1049	0	1049	80.7	49	503	2418	0	2418	49.3
Rountree, Larry	13	126	703	0	703	54.1	13	126	703	0	703	54.1
Crockett, Damarea	7	80	481	0	481	68.7	18	233	1543	0	1543	85.7
Wilson, Micah	5	25	89	48	137	27.4	5	25	89	48	137	27.4
Downing, Dawson	5	20	121	0	121	24.2	5	20	121	0	121	24.2
Mason, Dimetrios	4	1	19	0	19	4.8	16	3	48	0	48	3.0
Fatony, Corey	13	1	3	0	3	0.2	37	3	29	11	40	1.1
Utsey, Markell	11	1	2	0	2	0.2	18	1	2	0	2	0.1
Collins, Dominic	11	1	1	0	1	0.1	14	1	1	0	1	0.1
Team	9	8	-63	0	-63	-7.0						
Total	13	916	2516	4012	6528	502.2						
Opponents	13	962	2075	3308	5383	414.1						



2017 Mizzou Tiger Football  
Missouri Individual Season/Career Statistics (as of Jan 17, 2018)  
All games



SEASON

CAREER

Scoring	td fg		PAT				dxp saf pts			td fg		PAT				dxp saf pts		
	td	fg	kick	rush	rcv	pass	dxp	saf	pts	td	fg	kick	rush	rcv	pass	dxp	saf	pts
McCann, Tucker	-	15-17	51-53	-	-	-	-	-	96	-	21-29	90-96	-	-	-	-	-	153
Okwuegbunam, Albert	11	-	-	-	-	-	-	-	66	11	-	-	-	-	-	-	-	66
Moore, J'Mon	10	-	-	-	-	-	-	-	60	22	-	-	-	1	-	-	-	134
Hall, Emanuel	8	-	-	-	-	-	-	-	48	10	-	-	-	-	-	-	-	60
Witter, Ish	7	-	-	-	-	-	-	-	42	15	-	-	-	-	-	-	-	90
Rountree, Larry	6	-	-	-	-	-	-	-	36	6	-	-	-	-	-	-	-	36
Johnson, Johnathon	6	-	-	-	-	-	-	-	36	9	-	-	-	-	-	-	-	54
Floyd, Richaud	4	-	-	-	-	-	-	-	24	4	-	-	-	-	-	-	-	24
Crockett, Damarea	3	-	-	-	-	-	-	-	18	13	-	-	-	-	-	-	-	78
Reese, Jason	3	-	-	-	-	-	-	-	18	5	-	-	-	1	-	-	-	32
Bartolotta, Nick	-	2-2	8-9	-	-	-	-	-	14	-	2-2	8-9	-	-	-	-	-	14
Wilson, Micah	1	-	-	-	-	-	-	-	6	1	-	-	-	-	-	-	-	6
Lock, Drew	1	-	-	-	-	-	-	-	6	4	-	-	-	2-2	-	-	-	24
Blanton, Kendall	1	-	-	-	-	-	-	-	6	4	-	-	-	-	-	-	-	24
Lee, Brandon	1	-	-	-	-	-	-	-	6	1	-	-	-	-	-	-	-	6
Collins, Dominic	1	-	-	-	-	-	-	-	6	1	-	-	-	-	-	-	-	6
Team	-	0-1	-	-	-	-	-	-	0	-	-	-	-	-	-	-	-	0
Fatony, Corey	-	-	-	0-1	-	-	-	-	0	-	-	-	0-1	-	-	-	-	0
Total	63	17-20	59-62	0-1	-	-	-	-	488									
Opponents	50	20-25	48-48	-	1	1-2	-	2	414									

Punt Returns	no.	yds	avg	td	lg	no.	yds	avg	td	lg
Floyd, Richaud	11	218	19.8	2	85	11	218	19.8	2	85
Johnson, Johnathon	2	14	7.0	0	10	16	210	13.1	1	63
Collins, Dominic	1	0	0.0	0	0	1	0	0.0	0	0
Total	14	232	16.6	2	85					
Opponents	11	92	8.4	0	33					

Kick Returns	no.	yds	avg	td	lg	no.	yds	avg	td	lg
Rountree, Larry	25	538	21.5	0	38	25	538	21.5	0	38
Mason, Dimetrios	8	220	27.5	0	51	9	233	25.9	0	51
Beisel, Eric	3	26	8.7	0	12	3	26	8.7	0	12
Floyd, Richaud	3	65	21.7	0	25	3	65	21.7	0	25
Brooks, Jamal	2	30	15.0	0	16	2	30	15.0	0	16
Sherrills, Anthony	1	29	29.0	0	29	9	171	19.0	0	29
Total	42	908	21.6	0	51					
Opponents	39	851	21.8	1	97					

Interceptions	no.	yds	avg	td	lg	no.	yds	avg	td	lg
Garrett, Cale	2	21	10.5	0	21	3	25	8.3	0	21
Sherrills, Anthony	2	6	3.0	0	5	4	52	13.0	0	50
Sparks, Adam	2	7	3.5	0	7	2	7	3.5	0	7
Beckner, Terry	1	49	49.0	0	49	1	49	49.0	0	49
Prewett, Kaleb	1	4	4.0	0	4	1	4	4.0	0	4
Lee, Brandon	1	42	42.0	1	42	1	42	42.0	1	42
Cheadle, Logan	1	-5	-5.0	0	0	2	8	4.0	0	13
Warren, T.J.	1	0	0.0	0	0	1	0	0.0	0	0
Wilson, Thomas	1	16	16.0	0	16	1	16	16.0	0	16
Total	12	140	11.7	1	49					
Opponents	14	227	16.2	1	70					

Fumble Returns	no.	yds	avg	td	lg	no.	yds	avg	td	lg
Garrett, Cale	1	5	5.0	0	5	1	5	5.0	0	5
Total	1	5	5.0	0	5					
Opponents	2	71	35.5	1	38					



2017 Mizzou Tiger Football  
Missouri Individual Season/Career Statistics (as of Jan 17, 2018)  
All games



SEASON

CAREER

All Purpose	g	rush	rcv	pr	kr	ir	total	avg/g	g	rush	rcv	pr	kr	ir	total	avg/g
Rountree, Larry	13	703	57	0	538	0	1298	99.8	13	703	57	0	538	0	1298	99.8
Witter, Ish	13	1049	87	0	0	0	1136	87.4	49	2418	280	0	0	0	2698	55.1
Moore, J'Mon	13	0	1082	0	0	0	1082	83.2	50	0	2477	0	0	0	2477	49.5
Hall, Emanuel	13	0	817	0	0	0	817	62.8	36	0	1188	0	0	0	1188	33.0
Johnson, Johnat	13	0	724	14	0	0	738	56.8	25	114	1159	210	171	0	1654	66.2
Crockett, Damare	7	481	35	0	0	0	516	73.7	18	1543	49	0	106	0	1698	94.3
Floyd, Richaud	13	0	170	218	65	0	453	34.8	22	5	264	218	65	0	552	25.1
Okwuegbunam,	13	0	415	0	0	0	415	31.9	13	0	415	0	0	0	415	31.9
Mason, Dimetrios	4	19	119	0	220	0	358	89.5	16	48	706	0	233	0	987	61.7
Collins, Dominic	11	1	145	0	0	0	146	13.3	14	1	167	0	0	0	168	12.0
Blanton, Kendall	13	0	138	0	0	0	138	10.6	33	0	299	0	0	0	299	9.1
Reese, Jason	12	0	134	0	0	0	134	11.2	48	0	369	0	28	0	397	8.3
Downing, Dawso	5	121	0	0	0	0	121	24.2	5	121	0	0	0	0	121	24.2
Lock, Drew	13	111	0	0	0	0	111	8.5	37	262	21	0	0	0	283	7.6
Wilson, Micah	5	89	0	0	0	0	89	17.8	5	89	0	0	0	0	89	17.8
Brown, Naie	11	0	89	0	0	0	89	8.1	33	0	460	0	16	0	476	14.4
Beckner, Terry	13	0	0	0	0	49	49	3.8	30	0	0	0	0	49	49	1.6
Lee, Brandon	13	0	0	0	0	42	42	3.2	36	0	0	0	0	42	42	1.2
Sherrils, Anthony	11	0	0	0	29	6	35	3.2	49	14	11	0	171	52	248	5.1
Brooks, Jamal	12	0	0	0	30	0	30	2.5	12	0	0	0	30	0	30	2.5
Beisel, Eric	13	0	0	0	26	0	26	2.0	50	0	0	0	26	0	26	0.5
Garrett, Cale	13	0	0	0	0	21	21	1.6	25	0	0	0	0	25	25	1.0
Wilson, Thomas	12	0	0	0	0	16	16	1.3	49	0	0	0	0	16	16	0.3
Sparks, Adam	13	0	0	0	0	7	7	0.5	13	0	0	0	0	7	7	0.5
Prewett, Kaleb	13	0	0	0	0	4	4	0.3	13	0	0	0	0	4	4	0.3
Fatony, Corey	13	3	0	0	0	0	3	0.2	37	29	0	0	0	0	29	0.8
Utsey, Markell	11	2	0	0	0	0	2	0.2	18	2	0	0	0	0	2	0.1
Cheadle, Logan	11	0	0	0	0	-5	-5	-0.5	44	0	0	0	0	8	8	0.2
Team	9	-63	0	0	0	0	-63	-7.0								
Total	13	2516	4012	232	908	140	7808	600.6								
Opponents	13	2075	3308	92	851	227	6553	504.1								

Field Goals	att	good	long	blkd	att	good	long	blkd
McCann, Tucker	17	15	43	1	29	21	46	1
Bartolotta, Nick	2	2	33	0	2	2	33	0
Team	1	0	0	1				
Total	20	17	43	2				
Opponents	25	20	54	0				

Punting	no.	yds	avg	lg	blk	no.	yds	avg	lg	blk
Fatony, Corey	58	2570	44.3	70	0	205	8941	43.6	70	0
Total	58	2570	44.3	70	0					
Opponents	73	3184	43.6	73	0					

Kickoffs	no.	yds	avg	tb	ob	no.	yds	avg	tb	ob
McCann, Tucker	82	5167	63.0	45	3	146	9223	63.2	87	3
Bartolotta, Nick	12	657	54.8	4	1	12	657	54.8	4	1
Total	94	5824	62.0	49	4					
Opponents	80	4881	61.0	37	1					

