



TABLE OF CONTENTS

MIZZOU BASEBALL 1

2	2018 Season Schedule/Quick Facts
3	2018 Alphabetical Roster
4	2018 Numerical Roster
5	2018 Roster By Position

THE TIGERS 6

6	Andy Toelken & Alex Samples
7	Brian Sharp & Brett Bond
8	Cade Bormet & Chris Cornelius
9	Connor Brumfield & Mark Vierling
10	Matt Berler & Konner Ash
11	Tyler LaPlante & Michael Plassmeyer
12	Ryan Rickett & T.J. Sikkema
13	Paul Gomez & Luke Anderson
14	Chad McDaniel & Ian Bedell
15	Trey Harris & Zach Diewert
16	Nile Ball & Trevor Mallett
17	Nolan Gromackie & Tony Ortiz
18	Kameron Misner & Giovanni Lopez
19	Isaiah Cullem & Cameron Dulle
20	Drake Greenwood & Cody Siebenberger
21	Brad Jones & Cameron Pferrer
22	Bryce Montes De Oca & Zach Hanna
23	Jordan Gubelman

COACHING STAFF 24

24	Head Coach Steve Bieser
26	Assistant Coach Fred Corral
27	Assistant Coach Lance Rhodes
28	Director of Operations Evan Pratte
29	Austin Tribby, Jonathan Roof, Jae Fadde & Scott Bird

2017 IN REVIEW 30

30	2917 Results
31	2017 Statistics
32	2017 SEC Statistics
33	Hitting Stats
34	Pitching Stats
35	Misc Stats
36	Starters By Position
37	Hitting Leaders
38	Pitching/Fielding Leaders

HISTORY 39

39	Missouri Baseball Record Book
50	Year-by-Year Results
58	NCAA Tournament History
60	Honors & Awards
62	Tigers in the Pros
64	MU Athletics Hall of Fame
66	Retired Numbers
67	All-Time Letterwinners

MIZZOU ATHLETICS 71

71	Chancellor Hank Foley
72	Mizzou Director of Athletics Jim Sterk

MEDIA & OPPONENT INFO 73

73	Media Information
74	Media Outlets
75	All-Time Series Info

CREDITS

The 2018 University of Missouri Baseball Media Guide is a production of the Mizzou Strategic Communications Department. The media guide was written, edited and designed by Assistant Director of Strategic Communications Shawn Davis. Photography provided by the MU Athletic Media Relations archives.

The University of Missouri-Columbia does not discriminate on the basis of race, color, religion, national origin, ancestry, sex, age, disability and status as disabled veteran or veteran of the Vietnam era. For more information, call Human Resource Service at (573) 882-4256 or U.S. Department of Education, Office of Civil Rights. The University also complies with guidelines set forth in the Americans with Disabilities Act of 1990. For ADA accommodations, contact the MU Department of Athletics, P.O. Box 677, Columbia, Mo. 65205, or call (573) 882-2061.





2018 SCHEDULE

Date	Time (CT)	Opponent	Location
2/16/2018	6 p.m.	Florida International	Miami, Fla.
2/17/2018	6 p.m.	Florida International	Miami, Fla.
2/18/2018	12 p.m.	Florida International	Miami, Fla.
2/21/2018	5 p.m.	Miami	Miami, Fla.
2/23/2018	5:30 p.m.	Northeastern	Fort Myers, Fla.
2/24/2018	12 p.m.	Northeastern	Fort Myers, Fla.
2/24/2018	3 p.m.	Northeastern	Fort Myers, Fla.
2/25/2018	10:30 a.m.	Northeastern	Fort Myers, Fla.
2/27/2018	6:30 p.m.	Alabama A&M	Taylor Stadium
2/28/2018	4 p.m.	Alabama A&M	Taylor Stadium
3/2/2018	6:30 p.m.	UMBC	Taylor Stadium
3/3/2018	2 p.m.	UMBC	Taylor Stadium
3/4/2018	12 p.m.	UMBC	Taylor Stadium
3/6/2018	6:30 p.m.	Eastern Illinois	Taylor Stadium
3/9/2018	6:30 p.m.	La Salle	Taylor Stadium
3/10/2018	2 p.m.	La Salle	Taylor Stadium
3/11/2018	1 p.m.	La Salle	Taylor Stadium
3/13/2018	6:30 p.m.	Wichita State	Taylor Stadium
3/16/2018	7 p.m.	LSU	Baton Rouge, La.
3/17/2018	6:30 p.m.	LSU	Baton Rouge, La.
3/18/2018	1 p.m.	LSU	Baton Rouge, La.
3/20/2018	6:30 p.m.	Arkansas State	Taylor Stadium
3/21/2018	4 p.m.	Arkansas State	Taylor Stadium
3/23/2018	6:30 p.m.	Mississippi State	Taylor Stadium
3/24/2018	2 p.m.	Mississippi State	Taylor Stadium
3/25/2018	1 p.m.	Mississippi State	Taylor Stadium
3/29/2018	6 p.m.	Auburn	Auburn, Ala.
3/30/2018	6 p.m.	Auburn	Auburn, Ala.
3/31/2018	1 p.m.	Auburn	Auburn, Ala.
4/3/2018	6:30 p.m.	Missouri State	Busch Stadium - St. Louis, Mo.
4/4/2018	6:30 p.m.	SIU-Edwardsville	Taylor Stadium
4/6/2018	6:30 p.m.	Alabama	Taylor Stadium
4/7/2018	2 p.m.	Alabama	Taylor Stadium
4/8/2018	1 p.m.	Alabama	Taylor Stadium
4/10/2018	6:30 p.m.	Missouri State	Springfield, Mo.
4/13/2018	5:30 p.m.	Florida	Gainesville, Fla.
4/14/2018	4 p.m.	Florida	Gainesville, Fla.
4/15/2018	12 p.m.	Florida	Gainesville, Fla.
4/17/2018	4:30 p.m.	Chicago State	Taylor Stadium
4/19/2018	6:30 p.m.	Vanderbilt	Taylor Stadium
4/20/2018	6:30 p.m.	Vanderbilt	Taylor Stadium
4/21/2018	2 p.m.	Vanderbilt	Taylor Stadium
4/24/2018	6:30 p.m.	Missouri State	Taylor Stadium
4/27/2018	5:30 p.m.	Kentucky	Lexington, Ky.
4/28/2018	1 p.m.	Kentucky	Lexington, Ky.
4/29/2018	Noon	Kentucky	Lexington, Ky.
5/3/2018	6:30 p.m.	Georgia	Taylor Stadium
5/4/2018	6:30 p.m.	Georgia	Taylor Stadium
5/5/2018	2 p.m.	Georgia	Taylor Stadium
5/11/2018	6 p.m.	South Carolina	Columbia, S.C.
5/12/2018	3 p.m.	South Carolina	Columbia, S.C.
5/13/2018	12:30 p.m.	South Carolina	Columbia, S.C.
5/15/2018	4 p.m.	Indiana State	Taylor Stadium
5/17/2018	6:30 p.m.	Tennessee	Taylor Stadium
5/18/2018	6:30 p.m.	Tennessee	Taylor Stadium
5/19/2018	2 p.m.	Tennessee	Taylor Stadium

2018 MISSOURI BASEBALL
QUICK FACTS

Founded.....	1839
Enrollment.....	30,870
Nickname.....	Tigers
School Colors.....	Old Gold and Black
Home Field.....	Taylor Stadium at Simmons Field
Capacity.....	3,031
Affiliation.....	NCAA Division I
Conference.....	Southeastern Conference
Chancellor.....	Alexander Cartwright
Athletics Director.....	Jim Sterk
Athletic Department Phone.....	(573) 882-6501
Ticket Office Phone.....	(573) 884-7297
.....	or 1-800-CAT-PAWS

HISTORY

First Year of Baseball.....	1891
All-Time Record.....	2,290-1,561-20
Conference Titles/Last.....	15/1980 (Big Eight)
No. of Years in CWS/Last.....	6/1964
Yrs. in NCAA Regionals/Last.....	15/2012
Last Postseason Opponent.....	Louisville
Result.....	L, 3-11 (2012 NCAA Tuscon Regional)

COACHING STAFF

Head Coach.....	Steve Bieser
Alma Mater.....	Southeast Missouri, '89
Record at MU (Yrs.).....	36-23 (second year)
Overall Record (Yrs.).....	174-120 (5 years)
Best Time/Day to Reach.....	Contact SID
Assistant Coach.....	Fred Corral
Alma Mater.....	Sacramento State, '98
Assistant Coach.....	Lance Rhodes
Alma Mater.....	Southeast Missouri, '08
Director of Operations.....	Evan Pratte
Alma Mater.....	Southwest Missouri St., '91
Volunteer Assistant Coach.....	Jonathan Roof
Alma Mater.....	Michigan State, 2016
Graduate Assistant.....	Austin Tribby
Alma Mater.....	Missouri, '16
Director of Player Development.....	Jae Fadde
Alma Mater.....	Southern Indiana, '06; Purdue, '08

TEAM INFORMATION

2017 Overall Record.....	36-23
.....	(19-13 home; 10-6 away; 7-4 neutral)
2017 SEC Record/Finish.....	14-16 /4 th (east)
Lettermen Returning/Lost.....	14/13
Position Starters Returning/Lost.....	8/2
Pitchers Returning/Lost.....	9/6
Newcomers.....	21

STRATEGIC COMMUNICATIONS

Baseball Contact.....	Shawn Davis
Office Phone.....	(573) 882-0711
Cell Phone.....	(573) 268-4275
Fax.....	(573) 882-4720
Email.....	davisshaw@mizzouri.edu
Press Box Phone.....	(573) 884-8912
Mailing Address.....	P.O. Box 677
.....	Columbia, Mo. 65205
Shipping Address.....	357a Hearn Center
.....	600 Stadium Blvd.
.....	Columbia, Mo. 65211

**2018 MISSOURI ROSTER -- ALPHABETICAL**

No.	Name	Position	B/T	Year	Height	Weight	Hometown/Previous School
19	Luke Anderson	RHP	R/R	Fr.	6-1	187	Prairie Village, Kan. (Shawnee Mission East HS)
11	Konnor Ash	RHP	R/R	Fr.	5-11	191	Plainfield, Ill. (Plainfield South HS)
24	Nile Ball	RHP	R/R	Jr.	5-11	207	Decatur, Ga. (Walters State CC)
10	Matt Berler	INF	R/R	Sr.	5-11	178	Hoover, Ala. (Hoover HS/Meridian CC)
5	Brett Bond	C	R/R	Sr.	6-1	216	St. Louis, Mo. (Westminster HS)
6	Cade Bormet	OF	L/R	Fr.	6-2	194	San Antonio, TX (Reagan HS)
21	Ian Bedell	RHP	R/R	Fr.	6-2	198	Davenport, Iowa (Davenport Central HS)
8	Conner Brumfield	OF	L/R	Jr.	5-11	174	Columbia, Mo. (Rock Bridge HS)
7	Chris Cornelius	INF	R/R	So.	5-11	186	St. Louis, Mo. (Vianney HS)
32	Isaiah Cullum	C/1B	R/R	Jr.	6-2	235	Bushnell, Fla. (Polk State College)
23	Zach Diewert	OF	R/R	Jr.	5-11	214	Chemainus, British Columbia (Polk State College)
35	Cameron Dulle	RHP	R/R	*Jr.	6-3	208	St. Louis, Mo. (Oakville HS)
18	Paul Gomez	INF	R/R	Jr.	5-9	180	Orange, Calif. (Cyress College)
36	Drake Greenwood	RHP	R/R	Fr.	6-5	203	Houston, Texas (The Kinkaid)
27	Nolan Gromacki	RHP	R/R	Sr.	5-11	184	Smithville, Mo. (Smithville HS)
49	Jordan Gubelman	RHP	R/R	Jr.	6-2	225	Sarasota, Fla. (State College of Florida)
44	Zach Hanna	OF	L/L	Jr.	6-1	203	Shawnee, Kan. (Iowa Western CC)
22	Trey Harris	OF/INF	R/R	Sr.	5-9	219	Powder Springs, Ga. (McEachern HS)
41	Brad Jones	RHP	R/R	Fr.	6-1	189	Osprey, Fla. (Venice HS)
12	Tyler LaPlante	LHP	R/L	Jr.	6-2	214	Blue Springs, Mo. (Johnson County CC)
31	Giovanni Lopez	RHP	R/R	Jr.	6-1	204	Goodyear, Ariz. (Central Arizona College)
26	Trevor Mallett	C	R/R	Jr.	6-1	218	Torrance, Calif. (Santa Rosa JC)
20	Chad McDaniel	C	S/R	Fr.	6-3	215	Coral Springs, Fla. (Stoneman Douglas HS)
30	Kameron Misner	1B/OF	L/L	So.	6-4	213	Poplar Bluff, Mo. (Poplar Bluff HS)
43	Bryce Montes De Oca	RHP	R/R	*Jr.	6-7	268	Lawrence, Kan. (Lawrence HS)
28	Tony Ortiz	1B	L/L	Jr.	6-1	190	Olympia, Wash. (Lane CC)
42	Cameron Pferrer	RHP	R/R	Fr.	5-11	182	Carmel, Ind. (Carmel HS)
13	Michael Plassmeyer	LHP	L/L	Jr.	6-3	199	St. Louis, Mo. (DeSmet HS)
16	Ryan Rickett	RHP	R/R	Fr.	6-1	201	Richmond, Texas (William B. Travis HS)
3	Alex Samples	INF	R/R	Sr.	5-10	189	Bridgeport, Texas (Navarro College)
4	Brian Sharp	INF/RHP	L/R	Jr.	6-1	198	Liberty, Mo. (Liberty North HS)
39	Cody Siebenberger	LHP	L/L	*So.	5-9	174	Smithton, Ill. (Jefferson College)
17	T.J. Sikkema	LHP	L/L	So.	6-0	221	DeWitt, Iowa (Central Clinton HS)
2	Andy Toelken	RHP	R/R	Sr.	6-2	194	Green Cove Springs, Fla. (St. John's River St. CC)
9	Mark Vierling	INF	R/R	Fr.	5-10	179	St. Louis, Mo. (Christian Brothers HS)

* - denotes redshirt

COACHING STAFF

Head Coach:	29	Steve Bieser (Southeast Missouri, 1989), second season at Mizzou
Assistant Coaches:	48	Fred Corral (Sacramento State, 1998), first season at Mizzou
	51	Lance Rhodes (Southeast Missouri, 2008), second season at Mizzou
Director of Operations:		Evan Pratte (Southwest Missouri St., 1991), 21 st season at Mizzou
Director of Player Development		Jae Fadde (Southern Indiana, 2006; Purdue 2008), first season
Volunteer Assistant:	40	Jonathan Roof (Michigan State, 2016), first season at Mizzou
Graduate Manager:	46	Austin Tribby (Missouri, 2016), first season at Mizzou

2018 MISSOURI ROSTER -- NUMERICAL

No.	Name	Position	B/T	Year	Height	Weight	Hometown/Previous School
2	Andy Toelken	RHP	R/R	Sr.	6-2	194	Green Cove Springs, Fla. (St. John's River St. CC)
3	Alex Samples	INF	R/R	Sr.	5-10	189	Bridgeport, Texas (Navarro College)
4	Brian Sharp	INF/RHP	L/R	Jr.	6-1	198	Liberty, Mo. (Liberty North HS)
5	Brett Bond	C	R/R	Sr.	6-1	216	St. Louis, Mo. (Westminster HS)
6	Cade Bormet	OF	L/R	Fr.	6-2	194	San Antonio, Texas (Reagan HS)
7	Chris Cornelius	INF	R/R	So.	5-11	186	St. Louis, Mo. (Vianney HS)
8	Conner Brumfield	OF	L/R	Jr.	5-11	174	Columbia, Mo. (Rock Bridge HS)
9	Mark Vierling	INF	R/R	Fr.	5-10	179	St. Louis, Mo. (Christian Brothers HS)
10	Matt Berler	INF	R/R	Sr.	5-11	178	Hoover, Ala. (Hoover HS/Meridian CC)
11	Konnor Ash	RHP	R/R	Fr.	5-11	191	Plainfield, Ill. (Plainfield South HS)
12	Tyler LaPlante	LHP	R/L	Jr.	6-2	214	Blue Springs, Mo. (Johnson County CC)
13	Michael Plassmeyer	LHP	L/L	Jr.	6-3	199	St. Louis, Mo. (DeSmet HS)
16	Ryan Rickett	RHP	R/R	Fr.	6-1	201	Richmond, Texas (William B. Travis HS)
17	T.J. Sikkema	LHP	L/L	So.	6-0	221	DeWitt, Iowa (Central Clinton HS)
18	Paul Gomez	INF	R/R	Jr.	5-9	180	Orange, Calif. (Cyress College)
19	Luke Anderson	RHP	R/R	Fr.	6-1	187	Prairie Village, Kan. (Shawnee Mission East HS)
20	Chad McDaniel	C	S/R	Fr.	6-3	215	Coral Springs, Fla. (Stoneman Douglas HS)
21	Ian Bedell	RHP	R/R	Fr.	6-2	198	Davenport, Iowa (Davenport Central HS)
22	Trey Harris	OF/INF	R/R	Sr.	5-9	219	Powder Springs, Ga. (McEachern HS)
23	Zach Diewert	OF	R/R	Jr.	5-11	214	Chemainus, British Columbia (Polk State College)
24	Nile Ball	RHP	R/R	Jr.	5-11	207	Decatur, Ga. (Walters State CC)
26	Trevor Mallett	C	R/R	Jr.	6-1	218	Torrance, Calif. (Santa Rosa JC)
27	Nolan Gromacki	RHP	R/R	Sr.	5-11	184	Smithville, Mo. (Smithville HS)
28	Tony Ortiz	1B	L/L	Jr.	6-1	190	Olympia, Wash. (Lane CC)
30	Kameron Misner	1B/OF	L/L	So.	6-4	213	Poplar Bluff, Mo. (Poplar Bluff HS)
31	Giovanni Lopez	RHP	R/R	Jr.	6-1	204	Goodyear, Ariz. (Central Arizona College)
32	Isaiah Cullum	C/1B	R/R	Jr.	6-2	235	Bushnell, Fla. (Polk State College)
35	Cameron Dulle	RHP	R/R	*Jr.	6-3	208	St. Louis, Mo. (Oakville HS)
36	Drake Greenwood	RHP	R/R	Fr.	6-5	203	Houston, Texas (The Kinkaid)
39	Cody Siebenberger	LHP	L/L	*So.	5-9	174	Smithton, Ill. (Jefferson College)
41	Brad Jones	RHP	R/R	Fr.	6-1	189	Osprey, Fla. (Venice HS)
42	Cameron Pferrer	RHP	R/R	Fr.	5-11	182	Carmel, Ind. (Carmel HS)
43	Bryce Montes De Oca	RHP	R/R	*Jr.	6-7	268	Lawrence, Kan. (Lawrence HS)
44	Zach Hanna	OF	L/L	Jr.	6-1	203	Shawnee, Kan. (Iowa Western CC)
49	Jordan Gubelman	RHP	R/R	Jr.	6-2	225	Sarasota, Fla. (State College of Florida)

* - denotes redshirt

COACHING STAFF

Head Coach:	29	Steve Bieser (Southeast Missouri, 1989), second season at Mizzou
Assistant Coaches:	48	Fred Corral (Sacramento State, 1998), first season at Mizzou
	51	Lance Rhodes (Southeast Missouri, 2008), second season at Mizzou
Director of Operations:		Evan Pratte (Southwest Missouri St., 1991), 21 st season at Mizzou
Director of Player Development		Jae Fadde (Southern Indiana, 2006; Purdue 2008), first season
Volunteer Assistant:	40	Jonathan Roof (Michigan State, 2016), first season at Mizzou
Graduate Manager:	46	Austin Tribby (Missouri, 2016), first season at Mizzou

**2018 MISSOURI ROSTER -- BY POSITION****PITCHERS**

No.	Name	Position	B/T	Year	Height	Weight	Hometown/Previous School
19	Luke Anderson	RHP	R/R	Fr.	6-1	187	Prairie Village, Kan. (Shawnee Mission East HS)
11	Konnor Ash	RHP	R/R	Fr.	5-11	191	Plainfield, Ill. (Plainfield South HS)
24	Nile Ball	RHP	R/R	Jr.	5-11	207	Decatur, Ga. (Walters State CC)
21	Ian Bedell	RHP	R/R	Fr.	6-2	198	Davenport, Iowa (Davenport Central HS)
35	Cameron Dulle	RHP	R/R	*Jr.	6-3	208	St. Louis, Mo. (Oakville HS)
36	Drake Greenwood	RHP	R/R	Fr.	6-5	203	Houston, Texas (The Kinkaid)
27	Nolan Gromacki	RHP	R/R	Sr.	5-11	184	Smithville, Mo. (Smithville HS)
49	Jordan Gubelman	RHP	R/R	Jr.	6-2	225	Sarasota, Fla. (State College of Florida)
41	Brad Jones	RHP	R/R	Fr.	6-1	189	Osprey, Fla. (Venice HS)
12	Tyler LaPlante	LHP	R/L	Jr.	6-2	214	Blue Springs, Mo. (Johnson County CC)
31	Giovanni Lopez	RHP	R/R	Jr.	6-1	204	Goodyear, Ariz. (Central Arizona College)
43	Bryce Montes De Oca	RHP	R/R	*Jr.	6-7	268	Lawrence, Kan. (Lawrence HS)
42	Cameron Pfferrer	RHP	R/R	Fr.	5-11	182	Carmel, Ind. (Carmel HS)
13	Michael Plassmeyer	LHP	L/L	Jr.	6-3	199	St. Louis, Mo. (DeSmet HS)
16	Ryan Rickett	RHP	R/R	Fr.	6-1	201	Richmond, Texas (William B. Travis HS)
4	Brian Sharp	INF/RHP	L/R	Jr.	6-1	198	Liberty, Mo. (Liberty North HS)
39	Cody Siebenberger	LHP	L/L	*So.	5-9	174	Smithton, Ill. (Jefferson College)
17	T.J. Sikkema	LHP	L/L	So.	6-0	221	DeWitt, Iowa (Central Clinton HS)
2	Andy Toelken	RHP	R/R	Sr.	6-2	194	Green Cove Springs, Fla. (St. John's River St. CC)

CATCHERS

No.	Name	Position	B/T	Year	Height	Weight	Hometown/Previous School
5	Brett Bond	C	R/R	Sr.	6-1	216	St. Louis, Mo. (Westminster HS)
32	Isaiah Cullum	C/1B	R/R	Jr.	6-2	235	Bushnell, Fla. (Polk State College)
26	Trevor Mallett	C	R/R	Jr.	6-1	218	Torrance, Calif. (Santa Rosa JC)
20	Chad McDaniel	C	S/R	Fr.	6-3	215	Coral Springs, Fla. (Stoneman Douglas HS)

INFIELDERS

No.	Name	Position	B/T	Year	Height	Weight	Hometown/Previous School
10	Matt Berler	INF	R/R	Sr.	5-11	178	Hoover, Al. (Hoover HS/Meridian CC)
7	Chris Cornelius	INF	R/R	So.	5-11	186	St. Louis, Mo. (Vianney HS)
32	Isaiah Cullum	C/1B	R/R	Jr.	6-2	235	Bushnell, Fla. (Polk State College)
18	Paul Gomez	INF	R/R	Jr.	5-9	180	Orange, Calif. (Cyress College)
30	Kameron Misner	1B/OF	L/L	So.	6-4	213	Poplar Bluff, Mo. (Poplar Bluff HS)
28	Tony Ortiz	1B	L/L	Jr.	6-1	190	Olympia, Wash. (Lane CC)
3	Alex Samples	INF	R/R	Sr.	5-10	189	Bridgeport, Texas (Navarro College)
4	Brian Sharp	INF/RHP	L/R	Jr.	6-1	198	Liberty, Mo. (Liberty North HS)
9	Mark Vierling	INF	R/R	Fr.	5-10	179	St. Louis, Mo. (Christian Brothers HS)

OUTFIELDERS

No.	Name	Position	B/T	Year	Height	Weight	Hometown/Previous School
6	Cade Bormet	OF	L/R	Fr.	6-2	194	San Antonio, Texas (Reagan HS)
8	Conner Brumfield	OF	L/R	Jr.	5-11	174	Columbia, Mo. (Rock Bridge HS)
23	Zach Diewert	OF	R/R	Jr.	5-11	214	Chemainus, BC, CA (Polk State College)
44	Zach Hanna	OF	L/L	Jr.	6-1	203	Shawnee, Kan. (Iowa Western CC)
22	Trey Harris	OF	R/R	Sr.	5-9	219	Powder Springs, Ga. (McEachern HS)
30	Kameron Misner	1B/OF	L/L	So.	6-4	213	Poplar Bluff, Mo. (Poplar Bluff HS)

* - denotes redshirt

COACHING STAFF

Head Coach:	29	Steve Bieser (Southeast Missouri, 1989), second season at Mizzou
Assistant Coaches:	48	Fred Corral (Sacramento State, 1998), first season at Mizzou
	51	Lance Rhodes (Southeast Missouri, 2008), second season at Mizzou
Director of Operations:		Evan Pratte (Southwest Missouri St., 1991), 21 st season at Mizzou
Director of Player Development		Jae Fadde (Southern Indiana, 2006; Purdue 2008), first season
Volunteer Assistant:	40	Jonathan Roof (Michigan State, 2016), first season at Mizzou
Graduate Manager:	46	Austin Tribby (Missouri, 2016), first season at Mizzou



ANDY TOELKEN
Green Cove Springs, Fla. | Clay HS
St. John's River St. College
Senior | 6-2 | 194
Right-Handed Pitcher | R/R

2

2017

- Went 5-3 with a 2.82 ERA in 16 appearances (11 starts) in his first year with Mizzou
- Tossed 70.1 innings, the fourth-most on the team, while his 2.82 ERA was second on the team
- Was effective as a weekend starter, midweek starter and a bullpen arm, eating up valuable innings for Mizzou
- Helped Mizzou to a top-25 win over eventual NCAA Regional host Houston (2/24) after allowing just two runs over 6.1 innings, striking out four with no walks, allowing just a pair of solo homers
- The Houston game at the Kleberg Bank College Classic was his first win at the Division I level
- Solid start against Appalachian State (3/12) as he went 7.0 innings, allowing just two runs on three hits with four strikeouts
- Tossed a complete game, two-hitter against Arkansas-Pine Bluff (4/11), striking out seven while walking just one. He allowed just one run in the start on back-to-back hits as he carried a no-hitter into the sixth inning.
- Was masterful midweek against Murray State (5/2), tossing 7.0 shutout innings in an 11-0 win, striking out five against just two walks
- Did not allow a run over his final three appearances of 2017, all against SEC teams in relief work ...
- Amassed 10.2 innings in that span against South Carolina (5/14), at Tennessee (5/20) and vs. Texas A&M (5/23), allowing just eight hits and three walks while striking out eight
- He earned wins in the South Carolina appearance (5/14) and in the SEC Tournament game against Texas A&M (5/23)

BEFORE MIZZOU

- PerfectGame.com named him as one of the nation's best impact junior college transfers
- Played for head coach Ross Jones at St. John's River State
- Compiled an 18-2 career record with a 2.00 ERA during his time at St. John's River State, including a 10-1 record as a sophomore
- His 18 career wins were the most in school history
- Earned First Team All-Conference as a sophomore and second team honors as a freshman
- Mid-Florida Conference All-Academic honoree in both 2015 and 2016
- FCSSAA All-State All-Academic Team in both 2015 and 2016
- First Team All-First Coast Team member following his senior season at Clay High School under head coach Rob Thompson
- Two-way standout in high school who compiled a 12-4 record as a senior with a 1.45 ERA while hitting .360 with three homers and 37 RBI
- Guided Clay to a state runner-up finish as a senior
- Clay also won district titles in 2012 and 2014 while Toelken was on the team
- Guided Clay's golf team to a district title in 2013

PERSONAL

- Born on Jan. 15, 1996, in Honolulu, Hawaii
- Parents: Father – Russ Toelken; Mother – Heidi Louque
- Majoring in sport management while at Mizzou



ALEX SAMPLES
Bridgeport, Texas | Bridgeport HS
Navarro Junior College
Senior | 5-10 | 189
Right-Handed Pitcher | R/R

3

2017

- Hit .202 as Mizzou's everyday starter at third base, adding 11 doubles and a homer while driving in 23 runs
- Started 49 games and played in 56, scoring 30 runs
- Tallied seven multi-hit games and put together a season-long seven-game hit streak from April 7-16 with five of those games coming against SEC teams
- Drove in a pair of runs in each of the final two games of the Georgia series (April 7-8), posting a double at Suntrust Park in the series finale
- Drove in three runs with a double against Eastern Kentucky (5/16)
- Nearly homered at the SEC Tournament against South Carolina (5/25), driving an RBI double off the top of the wall in left field to get Mizzou back into the game
- Hit his only homer of the year at Texas A&M Corpus Christi (2/23), an opposite field shot as he drove in two runs in the game.

BEFORE MIZZOU

- Solid defender with a professional approach at the plate and a complete baseball I.Q. while also possessing high character off the field.
- Joined Mizzou's program after a highly successful career at Navarro College after originally signing to join head coach Steve Bieser at Southeast Missouri during the November signing period
- Was part of a highly successful program at Navarro that went 70-34 over his two seasons, including a 39-16 mark during his sophomore campaign under head coach Matt Podjenski
- Guided Navarro to Region 14 East Championships in 2015 and 2016 while earning All-Region First Team as a sophomore, also earning regional all-academic honors
- Hit .361 in his career at Navarro with 11 homers and 96 RBI with 31 of his 126 hits doing for doubles.
- Hit all 11 of his homers as a sophomore, driving in 60 runs with 18 doubles, scoring 60 more runs
- Ended his junior college career ranked fifth in Navarro history in batting (.361), seventh in hits (126), ninth in runs (81), ninth in homers (11), third in RBI (96) and second in doubles (31)
- His 79 hits and 18 doubles as a sophomore rank third in a single season at Navarro
- Also ranks fifth in a single season with his 11 homers and 60 runs as a sophomore – his 60 RBI ranks as the fourth-most in a season at Navarro
- Four-year letterman at Bridgeport High School under the direction of head coach Ted Leps, earning all-county and all-district honors during his junior and senior seasons
- Named the district and county newcomer of the year as a freshman in 2011, guiding Bridgeport to an area title that year
- Hit .341 with a homer and 18 RBI as a senior while pitching to a 2.93 ERA and three wins
- Finished his high school career with a .315 average over four seasons with four homers and 52 RBI

PERSONAL

- Born Nov. 7, 1995, in Fort Worth, Texas
- Parents: Father - Wesley Samples; Mother – Sarah Samples
- Has an older sister who is a registered nurse
- Majoring in business and marketing while at Mizzou

TOELKEN'S CAREER STATISTICS

Year	ERA	W	L	App	GS	CG	SHO	CBO	SV	IP	H	R	ER	BB	SO	2B	3B	HR	BF	B/Avg	WP	HBP	BK	SFA	SHA
2017	2.82	5	3	16	11	1	0	0	0	70.1	59	31	22	24	52	11	0	9	301	.223	2	8	0	0	3
Total	2.82	5	3	16	11	1	0	0	0	70.1	59	31	22	24	52	11	0	9	301	.223	2	8	0	0	3

SAMPLES' CAREER STATISTICS

Year	Avg	GP	GS	AB	R	H	2B	3B	HR	RBI	TB	SLG%	BB	HBP	SO	GDP	OB%	SF	SH	SB	ATT	PO	A	E	FLD%
2017	.202	56	49	173	30	35	11	0	1	23	49	.283	22	2	46	1	.294	4	1	3	4	28	105	9	.937
Total	.202	56	49	173	30	35	11	0	1	23	49	.283	22	2	46	1	.294	4	1	3	4	28	105	9	.937

**BRIAN SHARP**

Liberty, Mo. | Liberty North HS

Junior | 6-1 | 198

INF/RHP | L/R

4

2017

- Hit .246 with 11 doubles, a triple and four homers while driving in 19 runs during his sophomore season.
- Made nine appearances on the mound, going 2-0 with a 3.38 ERA in 13.1 innings, allowing just six hits with 11 strikeouts against five walks
- Reached base in 19 consecutive games at one point, the second-longest streak by a Tiger in 2017.
- Hit his first homer of the year against UIC (3/5)
- Hit a huge, game-tying solo homer to lead off the ninth inning in the series finale against Appalachian State (3/12) ... That homer evened the score at 2-2 before Mizzou rallied for a walk-off win to keep its 20-game winning streak intact
- Had a season-high three hits on three separate occasions, first vs. Chicago State (3/15) and again against Arkansas (3/24) with a double and an RBI ... Also had three hits against SEMO (3/28)
- Did not allow a run in his first six pitching appearances of the season, spanning 9.0 innings and allowed just one hit in that span while striking out eight against only one walk
- Earned a pair of wins on the mound, coming in his first two appearances of the year against UIC (3/5) and Chicago State (3/15)
- His only save of the season came against Little Rock (3/21) when he pitched 1.2 perfect innings, needing just 16 pitches to get the five-out save

2016

- SEC Freshman of the Week on March 7 after picking up his second career win and second career save on the mound while hitting .333 with three runs and two RBI in the Mizzou lineup in a 4-1 week
- Hit .252 with 15 RBI and 21 runs at the plate and compiled a 4.84 ERA with five saves in 22.1 innings on the mound in his first year as a Tiger
- Walked 24 times in 127 at-bats, the second-best percentage of any Mizzou everyday position player in 2016
- His .371 OBP was fourth on the team, trailing only Zach Lavy, Jake Ring and Ryan Howard.
- Went 3-for-4 with two RBI and a career-high four runs scored while also walking against Hofstra (2/26) ... His three hits in that game matched a career-high
- Hit his first career double against Hofstra in the final game of that series (2/28)
- Earned his first start of the season at Florida International (2/24) and went 1-for-3 with a run and a big two-run single that extended a Mizzou lead ... Also tallied the save in that game, pitching the final 1.2 innings, allowing just two hits and a walk with a strikeout
- In his 35 games as a position starter, he drew a walk in 20 of them and hit safely in 24
- Went 2-for-2 with a double at Kentucky (5/20)
- Second career save came against Arkansas-Pine Bluff (3/2) when he tossed a perfect inning of work, striking out one, to preserve a 2-0 win
- Did not allow a run until his sixth appearance of the season and allowed just three earned runs over his first 14 career appearances (16.0 innings of work) with 16 strikeouts in that span
- Earned a pair of saves in SEC play, the first at Arkansas (4/3) and vs. Auburn (4/9) to preserve a 4-3 win to clinch the series

BEFORE MIZZOU

- Class 5 MHSBCA Second-Team honoree as an infielder in 2015
- All-State First-Team selection as a utility player in 2015 by the state's coaches
- Compiled 11 varsity letters in baseball, football and basketball while at Liberty North
- Holds the Liberty North High School records in single season hits (48), career hits (130), career runs (111), career RBI (74), career doubles (39), pitching wins (seven), career wins (14), strikeouts in a game (11), single season strikeouts (71), career strikeouts (137) and single season innings pitched (57.2)
- Started every single game over his four-year baseball career, with Liberty North posting winning seasons in all four campaigns
- Back-to-back 27-win campaigns in 2014 and 2015
- Led basketball team to two Final Four appearances (third in 2012, fourth in 2013)
- Led his basketball team to three consecutive district titles from 2012-14, culminating with Sharp hitting a running, 35-foot buzzer-beater to clinch a 53-50 win

SHARP'S CAREER STATISTICS

Year	Avg	GP	GS	AB	R	H	2B	3B	HR	RBI	TB	SLG%	BB	HBP	SO	GDP	OB%	SF	SH	SB	ATT	PO	A	E	FLD%
2016	.252	48	36	127	21	32	2	0	0	15	34	.268	24	0	50	6	.371	0	0	1	3	8	20	6	.824
2017	.246	54	48	167	30	41	11	1	4	19	66	.395	31	1	57	2	.358	5	1	4	8	398	37	7	.984
Total	.248	102	84	294	51	73	13	1	4	34	100	.340	55	1	107	8	.363	5	1	5	11	406	57	13	.973

BOND'S CAREER STATISTICS

Year	Avg	GP	GS	AB	R	H	2B	3B	HR	RBI	TB	SLG%	BB	HBP	SO	GDP	OB%	SF	SH	SB	ATT	PO	A	E	FLD%
2015	.294	51	46	163	25	48	2	0	5	25	65	.399	12	3	36	6	.352	1	0	4	4	322	36	7	.981
2016	.219	54	54	187	30	41	5	1	7	28	69	.369	24	5	47	3	.323	1	0	4	4	374	45	6	.986
2017	.307	58	54	215	41	66	13	0	10	45	109	.507	25	4	57	3	.385	3	1	5	7	373	39	9	.979
Total	.274	163	154	565	96	155	20	1	22	98	243	.430	61	12	140	12	.355	5	1	13	15	1069	120	22	.982

**BRETT BOND**

St. Louis, Mo. | Westminster HS

Senior | 6-1 | 216

Catcher/Infield | R/R

5

2017

- Had a terrific junior season, resetting career-highs in batting (.307), slugging (.507) and on-base percentage (.385) while leading the team in doubles (13) and runs scored (41)
- Led the team with 66 hits and 23 extra-base hits
- Second on the team in multi-hit games and led Mizzou with 12 multiple RBI games
- Drove in 45 runs and slugged 10 homers, both good for second on the team
- His 45 RBI ranked 13th in the SEC following the SEC Tournament
- Named to the Johnny Bench Award Watch List, which honors the nation's top catcher
- Went 4-for-5 with a career-high five runs scored with a double and two walks, reaching base in six plate appearances against Eastern Michigan (2/18)
- Tallied a career-high five hits against Eastern Illinois (3/8) with a double and three runs scored ... It was the first five-hit game for a Mizzou player since 2011
- The five-hit game was part of a stretch during which he reached base in eight straight at-bats, capped by a homer against Western Carolina, a two-run shot in the first inning
- Hit four homers in the Kentucky series (April 14-16), needing just nine at-bats to hit the four homers ... Had a pair of big flies in the middle game against the Wildcats (4/15)
- Drove in a season-high three runs against Little Rock (3/21)
- Posted a four-hit game against Murray State (5/2)
- Hit a pair of doubles in Mizzou's win over Illinois in the Kleberg Bank College Classic (2/26)

2016

- Hit .219 with five doubles, a triple and seven homers (second-most on team) while slugging .369 with 28 RBI and 30 runs scored ... Also went 4-for-4 in the stolen base department and fielded at a .986 clip on the season
- Caught 52 of Mizzou's 56 games on the season and played in 54 of the 56 contests
- Despite hitting .219 on the year, he showed marked improvement in SEC play, hitting .252 while starting all 30 league games at catcher, belting five of his seven homers and four of his five doubles and his only triple.
- Finished third on the team with 10 two-out RBI on the year
- Posted 12 multi-hit games and six multi-RBI games and at one point reached base safely in 10 consecutive games
- Went 2-for-4 with a season-high three RBI on opening day against Seton Hall (2/19), also scoring a run.
- Drove in three runs again against UIC (3/6) with a pair of hits, including a homer, and two walks
- Hit his first homer of the year at FIU (2/24), an opposite field shot, one of two hits on the day
- Tallied the first triple in his career at Arkansas (4/2) as part of a two-hit game as Mizzou won the final two games of that series on the road thanks to his efforts
- Tallied a season-high three hits twice on the year, the first coming at Arkansas (April 1), one of which was a homer ... The second came at Kentucky (5/19) with a run, a double and RBI
- Scored at least one run in the first eight games of the season and had at least one RBI in five of the first eight games

2015

- All-SEC Freshman Team honoree after finished the year second on the team in both batting and homers.
- Finished second on the team in batting average (.294) as a freshman
- Switch-hitter finished the year second on the team with five homeruns; four of those came from the right side of the plate
- Had success against left-handed pitching, batting .333 on the year versus southpaws
- Led team with an .871 OPS in conference play
- The team boasted an impressive .667 win-percentage (14-7) with Bond batting in the five-hole
- Knocked a game-winning, walk-off, two-run shot in Mizzou's 2-0 win over Sam Houston State
- Fourth on the team in multi-hit games (14) and third on the team in multi-RBI games (seven)
- Had a season-long five-game hitting streak and reached base safely in a season-long seven games
- Named SEC Freshman of the Week on May 4 following a week in which he hit .467 with eight RBI, two doubles and a homer, sparking a series win over Ole Miss



CADE BORMET
San Antonio, Texas | Reagan HS
Freshman | 6-2 | 194
Outfield | L/R

6

BEFORE MIZZOU

- Had a standout prep career under head coach Chans Chapman at Ronald Reagan High School
- Hit .360 with five home runs as a senior
- In his career, he hit .350 with seven home runs
- Lead RRHS to a runner-up finish in the state tournament in both 2014 and 2017
- Earned Second Team All-District in 2014, and First Team All-District in both 2015 and 2016
- Awarded All-Area Team in 2016
- Earned First Team All-District in 2017
- Named San Antonio Express News MVP of the 2017 All-Area Team
- Selected to the Area Super Team
- Was THSBCA All-State and TSWA All-State Team in 2017
- Also played football, receiving Second Team All-District in 2015, 2016 and 2017
- Awarded Academic All-District Football in 2016

PERSONAL

- Born Nov. 24, 1998 in San Antonio, Texas
- Plans to major in Business/Sales while at Mizzou
- Parents: Father - Roman Bormet; Mother - Elizabeth Bormet
- Father played baseball at Mizzou (1989-91)
- Loves to hunt and fish



CHRIS CORNELIUS
St. Louis, Mo. | Vianney HS
Sophomore | 5-11 | 186
Infield | R/R

7

2017

- Won Mizzou's everyday starting job at shortstop as a true freshman, the first Tiger freshman to start the majority of Mizzou's games at short since Andrew Thigpen in 2008
- Named SEC Freshman of the Week following a red-hot weekend against South Carolina as he had a pair of huge hits that helped Mizzou complete come-from-behind wins over the Gamecocks ... All four of his hits in that series went for extra-bases
- With Mizzou trailing, 3-1, in the Saturday game with the Gamecocks (5/13), he ripped a double off the wall in center to cut the lead to 3-2 and eventually scored the game-tying run two batters later ... On Sunday with Mizzou trailing 3-2, he ripped a leadoff double off the wall in right to spark a three-run inning that helped Mizzou claim the series win
- Scored 25 runs and drove in 31, the first Mizzou true freshman with more than 30 RBIs in a season since 2010
- Finished tied for second on the team with 10 multiple RBI games on the year and had 12 multi-hit games as well
- Posted a career-high three hits on three separate occasions, including in his first collegiate game against Eastern Michigan (2/17) ... Also had three hits against Arkansas-Pine Bluff (4/12) and Kentucky (4/15)
- Had three consecutive games with two RBI against Illinois-Chicago (3/5), Eastern Illinois (3/7) and Western Carolina (3/8)
- Hit .351 (13-for-37) with eight of those 13 hits going for extra bases over the final 10 games of the season, nine of which came against SEC teams ... That raised his average from .236 to .260 by the end of the year
- Hit a homer in the SEC Tournament win over Texas A&M (5/23)
- His first Division I homer came against Illinois-Chicago (3/5)

BEFORE MIZZOU

- Standout infielder for head coach Scott Brown at Vianney High School in St. Louis
- 2016 Perfect Game All-American Honorable Mention
- Owns six Vianney career records (total bases, runs, RBI, doubles, batting, hits) and was a four-year varsity starter
- Finished his career as a .375 hitter with two homers and 94 RBI while slugging 33 doubles
- Hit .380 with a homer and 21 RBI as a senior
- Was the MCC batting champion in 2014 with two single season high school records (average, hits)
- First-Team All-MCC in 2014 and 2016
- 2016 Team MVP
- 2016 Rising Star Award Finalist
- Guided Vianney to conference titles in his final three years and district and sectional titles in 2013 and 2014.
- Vianney earned a spot in the state final four during 2014 when he won the conference batting title
- Second honor roll member from 2013-16

PERSONAL

- Born Sept. 4, 1997, in St. Louis, Mo.
- Parents: Father - Dave Cornelius; Mother – Tina Cornelius
- Pre Personal Financial Planning major at Mizzou

CORNELIUS' CAREER STATISTICS

Year	Avg	GP	GS	AB	R	H	2B	3B	HR	RBI	TB	SLG%	BB	HBP	SO	GDP	OB%	SF	SH	SB	ATT	PO	A	E	FLD%
2017	.260	55	55	181	25	47	12	3	2	31	71	.392	19	3	50	5	.332	5	6	2	3	70	135	16	.928
Total	.260	55	55	181	25	47	12	3	2	31	71	.392	19	3	50	5	.332	5	6	2	3	70	135	16	.928

**CONNOR BRUMFIELD**

Columbia, Mo. | Rock Bridge HS
Junior | 5-11 | 174
Outfield | L/R

8**2017**

- Competitive at-bat as the Tiger leadoff hitter for the majority of his sophomore season as he started and played in 55 games, batting leadoff in 52 of those games
- Reset career-highs in batting (.272), hits (59), runs (37), walks (33), RBI (28), doubles (nine), triples (three) and homers (one) as he showed marked improvement during his second year with the program
- Team was 12 games over .500 with him in the leadoff spot (32-20) and just one game over when he did not hit leadoff
- Finished third on the team with 16 multi-hit games and was second on the team with 11 stolen bases
- Set a new career-high with a five-hit outburst in the second game of the Alabama series (3/18), with one going for a double
- Posted three consecutive multi-hit games from Feb. 25-March 3
- Had seven games with multiple walks, including a career-high three against Arkansas (3/26)
- Hit his first career homer in the series opener at Ole Miss (4/21) and scored three runs in that game

2016

- Named SEC Freshman of the Week after the second week of play after he led Mizzou in batting (.476), on-base percentage (.577), slugging (.619), RBI (10), doubles (three) and total bases (13) while going 7-for-10 with runners in scoring position and driving in three game-winning RBIs
- Hit .221 in his freshman campaign with a .359 on-base percentage thanks to his 31 walks, which ranked second-best on the team
- Drove in 18 runs and scored 21 with five doubles
- Tallied a walk-off, RBI single against Hofstra (2/28) to complete a four-game sweep, his first career walk-off hit
- That capped a week in which he drove in 10 runs over five games with three doubles, four walks and two runs scored
- Batting average peaked at .349 after a two-hit performance against UIC in game two of a doubleheader (3/5)
- Hit in the leadoff spot in 38 games as a freshman and reached base at a .368 clip when leading off an inning
- Hit a team-best .341 (14-for-41) with runners on scoring position as a freshman and had nine two-out RBI, fourth-best on the team
- Tallied 10 multi-hit games and six multi-RBI games as a freshman.
- At one point in the season, he reached base in 11 consecutive games and his longest hitting streak of the season was six games

BEFORE MIZZOU

- Named to USA Today's 2014-15 All-USA First Team Missouri Baseball Team as an outfielder
- Named Third Team All-American by the National Baseball Coaches Association
- Helped guide Rock Bridge to a 2014 State Championship, driving in the game-winning RBI in the fourth inning. It was Rock Bridge's first ever state title
- Set the Rock Bridge school record with 10 triples as a senior in 2015
- His Rock Bridge team ranked No. 21 in the Baseball America High School Preseason Top 50 in 2015
- Named Class 5A All-State in 2015
- Led Rock Bridge to District Titles in 2012, 2013, 2014 and 2015
- His 36 hits in 2013 are the 10th-most in school history while his 27 RBIs that year rank seventh in the school's history

**MARK VIERLING**

St. Louis, Mo. | Christian Brothers HS
Freshman | 5-10 | 179
Infield | R/R

9**BEFORE MIZZOU**

- Had a standout career under head coach Mason Horne at Christian Brothers College High School
- In his senior season, he hit .431 with three homers, seven triples, 13 doubles, 37 RBI, and a .784 slugging percentage
- Named Rawlings-Perfect Game Honorable Mention All-American Central, All-Region First Team in 2017
- First Team All-Conference in both 2015 and 2017
- Named Underclass High Honorable Mention All-American by Perfect Game in both 2015 and 2016
- In his career, he hit .390 with five homers, nine triples, 27 doubles and 69 RBI
- Ranked as third-best prospect and the best SS in the state of Missouri by Prep Baseball Report
- Ranked as second-best prospect and the best SS in the state of Missouri by Perfect Game
- Helped guide CBC to a state championship in 2015
- Made Honor Roll every semester at CBC

PERSONAL

- Born on Feb. 18, 1999 in St. Louis, Mo.
- Parents: Father – Daniel Vierling; Mother – Susan Vierling
- Plans to major in Business while at Mizzou
- Brother plays baseball at Notre Dame, named All-ACC in 2017 as a sophomore
- Father played football at the University of Kansas
- Enjoys fishing and playing basketball

BRUMFIELD'S CAREER STATISTICS

Year	Avg	GP	GS	AB	R	H	2B	3B	HR	RBI	TB	SLG%	BB	HBP	SO	GDP	OB%	SF	SH	SB	ATT	PO	A	E	FLD%
2016	.221	48	43	163	21	36	5	0	0	18	41	.252	31	4	35	5	.359	0	2	5	8	48	37	9	.904
2017	.272	55	55	217	37	59	9	3	1	28	77	.355	33	5	45	2	.376	3	3	11	17	126	4	2	.985
Total	.250	103	98	380	58	95	14	3	1	46	118	.311	64	9	80	7	.368	3	5	16	25	174	41	11	.951



MATT BERLER
Hoover, Ala. | Spain Park HS
Meridian CC
Senior | 5-11 | 178
Infield | R/R

10

2017

- ▼ Versatile utility player who proved his value to the team by being able to play multiple positions while coming up clutch at the plate all season
- ▼ Mizzou went 22-5 in the 27 games started by Berler in 2017
- ▼ Hit .242 with eight doubles and two homers while driving in 15 runs and scoring 18 more
- ▼ Missed a portion of the season with illness
- ▼ Started Mizzou's final nine games, sparking the Tigers to a 7-2 record in that span while eight of his 15 RBI in those nine games
- ▼ Hit his first collegiate homer, a go-ahead grand slam, in the series opener at Tennessee (5/18) ... The four RBI reset his career high
- ▼ Hit his second homer just three games later, a game-tying two-run shot in his hometown at Hoover Met Park in Mizzou's SEC Tournament-opening win over Texas A&M (5/23)
- ▼ Posted six doubles in his first eight Division I games, including knocking a career-high two in Mizzou's win over No. 25 Houston (2/24)
- ▼ Had a career-high three hits with a pair of RBI and two runs scored against Chicago State (3/15) and actually had seven at-bats in that game, also a career-high

BEFORE MIZZOU

- ▼ Played for head coach Will Smith at Spain Park High School in Birmingham, Ala., where he guided the team to a Class 6A state championship by hitting .281 with 15 stolen bases
- ▼ Earned All-Metro honors and All-Over the Mountain honors in 2014
- ▼ Graduated with cum laude honors
- ▼ Continued his playing career at Meridian Community College under head coach Dillon Sudduth, guiding MCC to a second-place finish in its conference
- ▼ Hit .352 as a sophomore with two homers, 13 doubles and 35 RBI
- ▼ Finished his junior college career as a .356 career hitter with four homers, 24 doubles and 65 RBI
- ▼ Second Team All-MACJC and Gold Glove nominee at second base in 2015
- ▼ Earned First Team All-MACJC and won the Gold Glove as a sophomore in 2016
- ▼ Member of the Presidents list in 2015 and 2016 while earning dean's list distinction in at MCC

PERSONAL

- ▼ Born Dec. 13, 1995, in Birmingham, Ala.
- ▼ Parents: Father – Mark Berler; Mother – Karen Poist; Stepfather Chad Post; Stepmother – Chelsea Berler
- ▼ Sister, Allison, is a cheerleader at Mississippi State
- ▼ Majoring in accountancy while at Mizzou



KONNOR ASH
Plainfield, Ill. | Plainfield South HS
Freshman | 5-11 | 191
Right-Handed Pitcher | R/R

11

BEFORE MIZZOU

- ▼ Had an outstanding career under head coach Phil Bodine at Plainfield South High School
- ▼ Hit .337 with 37 RBI, 11 doubles and two home runs as a senior
- ▼ Recorded 95 strikeouts with an ERA of 1.30 during his 61.1 innings pitched, going 8-3 his senior season
- ▼ In his career, PSHS went 49-22 while he went 18-6 on the mound with a 1.42 ERA and 202 strikeouts
- ▼ Earned Perfect Game Honorable Mention All- American in 2017
- ▼ Awarded 2017 All- Region Second Team
- ▼ Was a 2017 All-State selection by Illinois State High School Association
- ▼ Named to the Herald News All-Area team in both 2016 and 2017
- ▼ Southwest Prairie Conference selection in both 2016 and 2017
- ▼ Guided PSHS to a Sectional title and summer state championship in 2016
- ▼ Four-time honor roll member

PERSONAL

- ▼ Born March 17, 1999, in Grand Blanc, Mich.
- ▼ Parents: Father – Kelly J. Ash; Mother – Kelly L. Ash
- ▼ Undeclared business or accountancy major

BERLER'S CAREER STATISTICS

Year	Avg	GP	GS	AB	R	H	2B	3B	HR	RBI	TB	SLG%	BB	HBP	SO	GDP	OB%	SF	SH	SB	ATT	PO	A	E	FLD%
2017	.242	38	27	99	18	24	8	0	2	15	38	.384	11	7	31	2	.353	2	1	4	4	146	44	2	.990
Total	.242	38	27	99	18	24	8	0	2	15	38	.384	11	7	31	2	.353	2	1	4	4	146	44	2	.990

**TYLER LaPLANTE***Blue Springs, Mo. | Pembroke Hill HS**Johnson County Community College**Junior | 6-2 | 214**Left-Handed Pitcher | R/L***12****BEFORE MIZZOU**

- Had an excellent career under Kent Shelley at Johnson County Community College
- During the 2017 season, JCCC went 46-16 while he went 3-2 on the mound with a 4.23 ERA and 56 strikeouts
- Led JCCC to a third-place Regional Championship in 2017
- In his career, JCCC went 92-35 while he went 8-5 on the mound with a 3.64 ERA and 144 strikeouts
- Received JCCC Baseball MVP in 2016
- Awarded Second Team All-Conference in 2016
- Earned JCCC Baseball Academic Athlete and Male Academic Athlete of the Year in 2016
- Had a stand out career under head coaches Jeff Diskin and Mike Bahun at Pembroke Hill High School
- Led PHHS to a Missouri Class 4 State runner-up finish during his senior season
- Hit .351 with six home runs and 28 RBI during his senior season
- In his senior season PHHS went 26-4 while he went 9-0 on the mound with a 0.68 ERA and 85 strikeouts
- Received first-team All-State Class 4 in 2014
- Earned second-team All-State Class 4 in 2013

PERSONAL

- Born on November 27, 1995 in Kansas City, Mo.
- Parents: Father – Wesley LaPlante; Mother – Mary La Plante
- Plans to major in Health Sciences/ Physical Therapy while at Mizzou

**MICHAEL PLASSMEYER***St. Louis, Mo. | Desmet HS**Junior | 6-3 | 199**Left-Handed Pitcher | L/L***13****2017**

- Posted a 4.83 ERA in 19 appearances (10 starts) during his sophomore season, amassing 54.0 innings
- Went 5-1 while picking up his first career save and walked just nine batters against 54.0 strikeouts
- Reset career-bests in ERA (4.83), opponent batting (.272), hits allowed, runs allowed, earned runs allowed and wins (five)
- Began the season in the starting rotation and his best start of the year came against Texas A&M Corpus Christi (2/25) when he limited the Islanders to just one hit while striking out eight over 6.0 shutout innings ... The hit allowed was the only baserunner allowed as he did not allow a walk in the start as he picked up his second win of the season ... That was part of a combined one-hitter for Mizzou
- Earned his third win of the season against Appalachian State (3/11), tossing 7.0 innings and allowing just one run on three hits while striking out a season-high nine batters
- Picked up a win in his first start of SEC play at Alabama (3/18), allowing three runs on four hits over 5.0 innings, striking out five
- Moved to the bullpen midway through the season and turned in six shutout appearances in nine attempts
- Earned his first career save, a two-out effort, against South Carolina (5/14) to help Mizzou to a series win over the Gamecocks

2016

- Finished his freshman season with 13 appearances, including 11 starts, while going 4-7 with a 5.12 ERA in 58.0 innings pitched
- Struck out 42 batters in 58.0 innings against only nine walks
- In SEC games (nine appearances, seven starts), he went 3-5 with a 4.82 ERA in 37.1 innings while striking out 35 against just six walks
- Was tremendous in back-to-back SEC starts against Arkansas (4/3) and Auburn (4/9), earning wins in the rubber games of each of those series
- Tossed 3.2 shutout innings vs. Arkansas, allowing just four hits and one walk while striking out five.
- Was even better against Auburn, throwing 5.2 shutout innings, allowing just three hits, one walk with five strikeouts
- Earned a win against Tennessee (5/1), going 5.1 innings, scattering seven hits with two earned runs and four strikeouts without walking a batter
- Struck out a career-high six over 4.2 innings at SEC Champion Mississippi State (5/7) as he allowed six hits and two earned runs in a loss.

BEFORE MIZZOU

- Named a 2015 Central Region Honorable Mention selection and a 2014 Underclass Honorable Mention selection by PerfectGame
- Tabbed as the No. 21 recruit in the state of Missouri and the No. 4 LHP in the state by PerfectGame
- Ranked among the top 1,000 recruits nationally, checking in at No. 145 among LHPs nationally according to PerfectGame
- Also played first base and outfield in high school when he was not pitching
- 2013 MCC Pitcher of the Year
- Was a U-13 All-Star and a U-14 All-Star by SLABA
- Played varsity for all four years of high school baseball at DeSmet
- Earned the Missouri Glory Award and was a Principal Scholarship Award winner at DeSmet
- Logged service hours with the Cardinals Camp and St. Matthews School District
- Also volunteered his time with the Special Olympics
- Played basketball at DeSmet as well

PLASSMEYER'S CAREER STATISTICS

Year	ERA	W	L	App	GS	CG	SHO	CBO	SV	IP	H	R	ER	BB	SO	2B	3B	HR	BF	B/Avg	WP	HBP	BK	SFA	SHA
2016	5.12	4	7	13	11	0	0	0	0	58.0	79	42	33	9	42	9	2	3	257	.332	3	3	2	3	4
2017	4.83	5	1	19	10	0	0	0	1	54.0	58	33	29	9	54	8	0	7	232	.272	2	7	4	0	2
Total	4.98	9	8	32	21	0	0	0	1	112	137	75	62	18	96	17	2	10	489	.304	5	10	6	3	6



RYAN RICKETT
Richmond, Texas | William B. Travis HS
Freshman | 6-1 | 201
Right-Handed Pitcher | R/R

16

BEFORE MIZZOU

- Had a standout career under head coach Rodney Hernandez at William B. Travis High School
- During his senior season, WBTHS went 32-6 while he went 11-1 on the mound with a 0.87 ERA and 114 strikeouts
- He also hit .360 with five home runs and 35 RBI
- Named a Top-10 High School Recruit in 2017 by the Houston Chronicle
- Earned First Team All-District in both 2015 and 2017
- Awarded Texas Prep Baseball First-Team All-State, Academic All-State in 2017
- Selected to Houston Baseball Coaches Association All-Star Team in 2017
- Earned Perfect Game First-Team Texas in 2017
- Awarded Texas Baseball Writers Third Team All-State in 2017
- Selected High School MVP and Pitcher of the Year in 2017
- Lead WBTHS to State quarterfinals, area and division championships in 2017
- Guided WBTHS to District championship and Bi-District championship in both 2016 and 2017
- Named District Newcomer of the Year, All-Greater Houston All-Star Team, and First Team Fort Bend County in 2015
- Named both High School Pitcher of the Year and High School Hitter of the Year in 2015
- Received Academic All-District and Perfect Game All-Star in 2015
- Earned Academic All-State in 2017
- Made Academic All-District and High School National Honor Society in 2015, 2016 and 2017

PERSONAL

- Born on Feb. 23, 1999, in Longview, Texas
- Parents: Father – Mark Rickett; Mother – Rebecca Rickett
- Plans to major in Mechanical Engineering while at Mizzou
- Father played college basketball, while his mother ran track and field in college



T.J. SIKKEMA
DeWitt, Iowa | Central Clinton HS
Sophomore | 6-0 | 224
Left-Handed Pitcher | L/L

Preseason Second Team
All-American

17

HONORS

- Preseason Second Team All-American (PerfectGame)
- Freshman All-American
- All-SEC Freshman Team
- Two-time SEC Freshman of the Week

2017

- All-SEC Freshman Team selection and two-time SEC Freshman of the Week after putting together a sensational rookie season
- Went 8-2 on the mound as his eight wins are tied for the most ever by a Mizzou true freshman (Tanner Houck had eight in 2015, Kyle Gibson had eight in 2007), while also adding four saves
- Made 22 appearances (three starts) and compiled a 2.72 ERA while striking out 81 over 79.1 innings
- Following the SEC Tournament, Sikkema finished ranked sixth in the SEC in wins while leading the league in hits allowed per nine innings (5.90) and WHIP (0.88)
- His 0.88 WHIP was ninth nationally and second among all freshmen nationally and his 5.90 hits per nine mark ranked 18th nationally and third among all freshmen
- Ranked eighth in the SEC in ERA and seventh among all freshmen nationally
- After allowing an earned run before collecting an out in his first collegiate appearance, he settled in and ran off a streak of 29.2 innings without an earned run from Feb. 18-March 25, spanning nine appearances
- In those 29.2 innings, he struck out 48 batters and walked just seven while scattering only 16 hits with only two going for extra-bases ... Had a win or save in eight of those nine appearances (5-0, three saves)
- Named Kleberg Bank College Classic Most Valuable Player after going 1-0 with a save while tossing 7.0 shutout innings, striking out 11 while allowing only three hits against No. 25 Houston (2/24) and Illinois (2/26).
- Pitched the final 2.2 innings against No. 25 Houston (2/24), facing the minimum while fanning three ... Against Illinois (2/26), he tossed the final 4.1 innings and scattered just three hits while striking out a career-high eight to help Mizzou to a tournament title
- Named a Midseason First-Team All-American by PerfectGame.com, the only freshman of the team
- Moved into the starting rotation late in the season and tossed a complete game shutout while striking out seven with no walks and only four hits in his second career start at Tennessee (5/18), earning SEC Freshman of the Week
- Also earned SEC Freshman of the Week following Mizzou's series sweep of Alabama, during which he made two appearances and threw 5.1 shutout innings, striking out 10 against only three hits allowed

BEFORE MIZZOU

- Had a standout prep career under head coach Shane Sikkema at Central DeWitt High School
- Guided CDHS to a state quarterfinal appearance as a senior, going 8-1 with a 1.03 ERA and 107 strikeouts.
- Limited batters to .107 hitting during his senior season
- Had a quarter of his team's 32 wins as a senior
- Also hit .483 with 11 RBI as a senior, excelling at both parts of the game
- In his career, CDHS went 133-78 while he went 30-5 on the mound with a 0.83 ERA and 370 strikeouts, limiting batters to .136 hitting
- Four-time All-Conference, All-District, Iowa Newspaper Association All-State, IHSSA All-State and Iowa High School Baseball All-State during his high school career
- Named to the All-State Super Team in both 2015 and 2016
- Also played soccer, earning All-District honors in 2015 and 2016.
- Four-time honor roll member, multiple time academic all-district as well
- Played four sports all four years of high school: baseball, basketball, football and soccer

PERSONAL

- Born July 25, 1998, in Clinton, Iowa
- Parents: Father – Shane Sikkema; Mother – Amy Sikkema
- Health science major while at Mizzou

SIKKEMA'S CAREER STATISTICS

Year	ERA	W	L	App	GS	CG	SHO	CBO	SV	IP	H	R	ER	BB	SO	2B	3B	HR	BF	B/Avg	WP	HBP	BK	SFA	SHA
2017	2.72	8	2	22	3	1	1	0	4	79.1	52	26	24	18	81	9	1	2	311	.186	0	7	0	3	3
Total	2.72	8	2	22	3	1	1	0	4	79.1	52	26	24	18	81	9	1	2	311	.186	0	7	0	3	3



PAUL GOMEZ

Orange, Calif. | El Modena HS

Cypress College

Junior | 5-9 | 180

Infield | R/R

18

BEFORE MIZZOU

- ▼ Had a standout career under head coach Scott Pickler at Cypress Junior College
- ▼ In 2017, CJC went 29-15 while he hit .268 with three home runs and 19 RBI
- ▼ In his career at CJC, he hit .258 with 3 home runs and 44 RBI
- ▼ Made a State Final Four Appearance in 2016
- ▼ Was on the Dean's Honor List every semester at Cypress
- ▼ Had an excellent prep career under Josh Kliner at El Modena High School
- ▼ In his senior season, the team went 19-9 while he hit .321
- ▼ Awarded Team Co-MVP in 2015
- ▼ Earned First-Team All-Century League in 2015
- ▼ Earned Second-Team All-Century League in both 2013 and 2014
- ▼ Received Scholar Athlete Honors all four years

PERSONAL

- ▼ Born on Jan. 25, 1997, in Garden Grove, California
- ▼ Parents: Father – Paul Gomez; Mother – Dorene Gomez
- ▼ Plans to major in General Studies/Sports Management while at Mizzou



LUKE ANDERSON

Prairie Village, Kan.

Shawnee Mission HS

Freshman | 6-1 | 187

Right-Handed Pitcher | R/R

19

BEFORE MIZZOU

- ▼ Had an outstanding career under head coach Jerrod Ryherd at Shawnee Mission East High School
- ▼ During his senior season, SMEHS went 19-3 while he recorded 1.89 ERA and 64 strikeouts in 37.0 innings pitched
- ▼ Also hit .417 with 14 RBI in his senior season
- ▼ Awarded PBR Kansas Player of the year, Kansas Pitcher of the Year, and First-Team All-Conference in 2016
- ▼ Lead SMEHS to state championship in 2015
- ▼ Received Second Team All-Conference and First Team All-State in 2015
- ▼ Also played basketball, received 2014 honorable mention

PERSONAL

- ▼ Born Aug. 5, 1998, in Prairie Village, Kan.
- ▼ Plans to major in Health Sciences while at Mizzou
- ▼ Parents: Father – Thomas Anderson; Mother – Amy Anderson



CHAD McDANIEL

Coral Springs, Fla.
Stoneman Douglas HS
Freshman | 6-3 | 215
Catcher | S/R


20

BEFORE MIZZOU

- ▼ Had a standout career under head coach Todd Fitz-Gerald at Stoneman Douglas High School
- ▼ During his senior season SDHS went 22-5, while he hit .578 with two home runs and 24 RBI
- ▼ Earned All-County Player of the Year
- ▼ Guided SDHS to 9A State Champions in 2016
- ▼ SDHS was awarded 2016 Baseball America National High School Team of the Year

PERSONAL

- ▼ Born on Dec. 7, 1998, in Fort Lauderdale, Fla.
- ▼ Parents: Father – Chad McDaniel
- ▼ Plans to major in Business/Sales while at Mizzou



IAN BEDELL

Davenport, Iowa
Davenport Central HS
Freshman | 6-2 | 198
RHP | R/R

21

BEFORE MIZZOU

- ▼ Reclassified and skipped his senior year of high school to enroll at Mizzou early and is eligible to pitch in 2018
- ▼ PerfectGame.org 2016 Underclass High Honorable Mention selection and 2017 Underclass Second Team All-American ... PerfectGame gave him a PG Grade of 10, given to potential very high draft picks and/or elite level college prospects
- ▼ No. 32 overall prospect in the 2018 class before reclassifying, according to PerfectGame.org
- ▼ Big-time pitching prospect who was expected to be off the board early in the 2018 MLB Draft
- ▼ His tailing fastball, loose arm and 3/4 arm-slot delivery has drawn early comparisons to former Mizzou first-rounder Tanner Houck
- ▼ Prep Baseball Report rated him as a top-100 prospect in the 2018 class
- ▼ One of 51 elite level prospects invited to the 15th Annual Perfect Game All-American Classic in San Diego last summer – the Perfect Game All-American Classic has produced 187 MLB first round draft picks in its 14 previous years (13 per year)
- ▼ Went 7-1 with a 1.70 ERA and 64 strikeouts in 53.2 innings as a sophomore – Iowa only sanctions a summer baseball season and he spent much of his junior summer pitching with the Midland Redskins club team based out of Ohio
- ▼ Midlands won the AABC Connie Mack 18u World Series with a perfect 9-0 record
- ▼ Participated in the prestigious 2017 Perfect Game National Showcase in Fort Myers, Fla.
- ▼ Had a 3.9 grade-point average as he reclassified

PERSONAL

- ▼ Born Sept. 5, 1999, in Davenport, Iowa
- ▼ Son of Daniel and Honey Bedell
- ▼ Has an identical twin brother
- ▼ Chose Mizzou over Virginia
- ▼ Credited Mizzou's campus and culture as a key reason for his commitment
- ▼ Also credited the family feel around Mizzou's Baseball program as a key for his signing with the Tigers
- ▼ Plans to major in business while at Mizzou



TREY HARRIS
Powder Springs, Ga. | McEachern HS
Senior | 5-9 | 219
Infield/Outfield | R/R

22

HONORS

- SEC All-Freshman Team (2015)
- All-SEC Tournament Team (2015)
- Louisville Slugger National Player of the Week (2017)

2017

- Reset single-season career-highs in batting (.268), runs (35), RBI (48), extra-base hits (20), slugging (.508), on-base percentage (.388), walks (32) and homers (12) during his junior season
- Ranked 10th in the SEC in RBI and eighth in homers following the SEC Tournament, leading the team in both categories
- His 32 walks and 12 homers were more than his previous two seasons as a Tiger combined (just 27 walks and five homers in 369 career ABs before 2017)
- Named Louisville Slugger National Player of the Week after hitting five homers, including homering in four consecutive at-bats during the Kentucky series on Friday and Saturday ... Harris homered three times in the Saturday game, making him the first Tiger with three homers in a game since Jacob Priday hit a school-record four in a 31-12 win over Texas on April 11, 2008
- Harris' 12 homers are the most for a Mizzou player since 2010
- Strained an oblique in his final at-bat of the Kentucky series but missed just one game to keep his torrid pace during the midseason alive
- Beginning April 4 against Illinois, Harris hit nine of his 12 homers in an 11-game span, highlighted by the three against Kentucky (April 15)
- Hit the first non-exhibition homer in the Atlanta Braves brand new, \$622 million Suntrust Park in a series clinching win over Georgia (4/7), doing so in his home state
- Also homered in game two of the Georgia series (4/6) and homered the next game against Arkansas-Pine Bluff (4/11) as he homered in three straight games
- Injured his shoulder in the series opener at Vanderbilt (5/5) while sliding into home but made a triumphant return against South Carolina (5/14), tallying a big game-tying hit with one out in the bottom of the eighth inning to spark a three-run frame that helped Mizzou steal a 5-3 win and a series win over the Gamecocks
- Drove in four or more runs four times in 2017, highlighted by a career-high five against Illinois-Chicago (3/5), doubling and homering in that game
- Second on the team with 10 multi-RBI games and pitched in 12 multi-hit games

2016

- Started 52 games and appeared in 53, compiling a .213 average with 36 RBI, the latter of which were second-most on the team in 2016
- Slugged nine doubles, a triple and a homer and stole 10 bases while scoring 26 runs
- His 32 strikeouts were the second-fewest among everyday starters in 2016 and he also walked 17 times as he routinely put the ball in play
- Of his 36 RBI, 17 came with two outs, the second-best total on the team in 2016
- Finished second on the team with eight multi-RBI games and had nine multi-hit games in 2016
- Reached base safely in nine consecutive games at one point and his longest hitting streak of the year was six games
- Scored a season-high three runs vs. Hofstra (2/26) and drove in three runs the following game vs. Hofstra (2/27) with a double and a run scored
- Doubled in back-to-back games against UIC (3/5-3/6) and drove in six total runs over those two games, including a career-high four RBI on March 5 ... Had three hits, his best output of the season, with a double and a walk in the March 6 game
- Drove in three runs with a triple and a run scored in the series opener vs. Auburn (4/7)
- Only homer of the year came vs. LSU (4/16) when he went 2-for-5 with a run and two RBI in the game.
- Hit two doubles in the series opener at Arkansas (4/1)

PERSONAL

- Born Jan. 15, 1996, in Huntsville, Ala., to parents Terone Jr. and Marilyn Harris.
- General studies major at Mizzou
- Claims his sister is a better athlete than he is

HARRIS' CAREER STATISTICS

Year	Avg	GP	GS	AB	R	H	2B	3B	HR	RBI	TB	SLG%	BB	HBP	SO	GDP	OB%	SF	SH	SB	ATT	PO	A	E	FLD%
2015	.263	53	52	186	27	49	7	1	4	22	70	.376	10	3	37	2	.307	3	5	6	6	52	6	0	1.000
2016	.213	53	52	183	26	39	9	1	1	36	53	.290	17	8	32	5	.299	6	1	10	15	56	4	2	.968
2017	.268	52	50	183	35	49	8	0	12	48	93	.508	32	6	27	5	.388	3	3	9	12	57	2	0	1.000
Total	.248	158	154	552	88	137	24	2	17	106	216	.391	59	17	96	12	.333	12	9	25	33	165	12	2	.989



ZACH DIEWERT
Chemainus, BC | Secondary HS
Polk State College
Junior | 5-11 | 214
Outfield | R/R

23

BEFORE MIZZOU

- Had a standout career under head coach Al Corbiel at Polk State College
- Hit .291 with seven home runs and 34 RBI in 2017
- In his career at Polk State, hit .315 with 14 home runs and 78 RBI
- Lead Polk State to conference championship in both 2016 and 2017
- Earned All-Conference in 2016 and 2017
- Had an excellent prep career under Doug Rogers at Chemainus Secondary High School
- Lead CSHS to a 30-12 season and second in Province his senior year
- Hit .370 with four home runs and 42 RBI his senior year
- Earned Team MVP with the Nanaimo Pirates in 2015

PERSONAL

- Born Dec. 10, 1996, in White Rock, British Columbia
- Parents: Father – Ken Diewert; Mother – Kathi Diewert
- Plans to major in Health Sciences while at Mizzou



NILE BALL
Decatur, Ga. | Whitfield Academy
Walters State Community College
Junior | 5-11 | 207
Right-Handed Pitcher | R/R

24

BEFORE MIZZOU

- ▼ Had an outstanding prep career under head coach Dave Shelton at Walters State Community College
- ▼ Helped WSCC record a 41-12 season in 2017
- ▼ Recorded eight saves with an ERA of 1.23, while going 1-1 on the mound in 2017
- ▼ In his career, WSCC went 87-28 while he went 5-2 on the mound with a 2.14 ERA and 79 strikeouts
- ▼ Guided WSCC to TCCAA conference championship

PERSONAL

- ▼ Born on March 1, 1997, in Decatur, Ga.
- ▼ Parents: Father - Fred Ball; Mother - Deloris Ball
- ▼ Plans to major in Sports Management while at Mizzou
- ▼ Loves to play pool and other arcade games
- ▼ Is an Eagle Scout



TREVOR MALLET
Torrance, Calif. | West HS
Santa Rosa Junior College
Junior | 6-1 | 218
Catcher | R/R

26

BEFORE MIZZOU

- ▼ Had an excellent career under head coach Damon Neidlinger at Santa Rosa Junior College
- ▼ Lead Santa Rosa to California Junior College Championship runner-up in 2017, as the team went 38-11
- ▼ Guided Santa Rosa to Big 8 Conference Championship
- ▼ He also hit .348 with four home runs, 36 RBI, .446 OBP and .519 SLG
- ▼ Selected to Big 8 First Team All-Conference in 2017
- ▼ Earned Baseball All-Academic Selection at Sonoma State University in 2016
- ▼ Had a standout prep career under head coach Juan Cueva at West Torrance High School
- ▼ Hit .409 with three home runs, 22 RBI and a .485 OBP his senior year
- ▼ Helped lead WTHS to CIF quarterfinals in 2015
- ▼ In his career, WTHS went 55-37 while he hit .356 with 5 home runs, 40 RBI, .460 OBP and .542 SLG
- ▼ Selected to CIF All-Southern Section Second Team, First-Team All-Area, First-Team All-League and Future All-Stars area selection in 2015
- ▼ Also awarded Silver Slugger Award and Varsity Offensive Player of the Year in 2015
- ▼ Guided WTHS to Bay League champions in 2014
- ▼ Received Second-Team All-League in 2014
- ▼ Named Offensive Player of the Year in both 2012 and 2013
- ▼ Also played football, lead WTHS to league championship and CIF semifinals in 2014
- ▼ Earned First Team All-League quarterback and Southern California Lions All-Star selection in 2014
- ▼ Made Academic Honor Roll in both 2014 and 2015

PERSONAL

- ▼ Born on September 21, 1996 in Torrance, California
- ▼ Parents: Father - Tom Mallet; Mother - Tanya Mallet
- ▼ Plans to major in Business/Finance while at Mizzou
- ▼ Sister, Kayla was a track and field pole vaulter and triple jumper at UCLA from 2011-2015
- ▼ Brother in law played football for Mizzou in 2009 and 2010, graduated in 2010
- ▼ Sister in law was a 2016 Mizzou graduate

**NOLAN GROMACKI**

Smithville, Mo. | Smithville HS
Senior | 5-11 | 184
Right-Handed Pitcher | R/R

27**HONORS**

- SEC Community Service Team (2016, 2017)
- SAAC President

2017

- Made 22 appearances as a junior and posted a 4.34 ERA in 18.2 innings, striking out 23 batters and holding the opposition to .197 hitting
- Did not allow a run in 16 of his 22 appearances
- Named to the SEC Community Service Team for the second consecutive season for his outstanding work in the Mid-Missouri and University communities . . . most notable community service endeavor this year was when he teamed with campus and athletic leaders to host "It's On Us" Night at Taylor Stadium in the hopes of raising awareness for the initiative that is trying to prevent sexual violence on college campuses across the nation. The team wore teal accessories to raise awareness for sexual assaults on campuses and 1,000 "It's On Us" shirts were distributed. Dozens of campus student organizations attended the game, drawing Mizzou's largest Friday night crowd of the year
- Also tapped into Mizzou's prestigious QEBH secret society this year. QEBH is the oldest of the six secret honor societies at the University of Missouri and members are selected based on selfless dedication to the University, excellence in personal character and leadership achievements in the community
- Earned his first career save against Appalachian State (3/10), getting the final out of the game with a strikeout on four pitches
- Tossed 2.0 shutout innings in the SEC-opening series at Alabama and struck out two in a pair of perfect frames
- Had multiple strikeouts in seven of his 22 appearances

2016

- Selected to the SEC Community Service Team for his work away from the baseball diamond
- Made 15 appearances out of the bullpen and compiled a 6.75 ERA in 12.0 innings, striking out 13 against only three walks
- Did not allow a run in 10 of 15 appearances and was tagged for more than one run just twice in 2016
- Struck out a career-high four batters over a career-long 2.1 innings, scattering just two hits with a run against Illinois (5/3)
- Did not walk a batter in eight straight appearances from April 17-May 15
- Did not allow a hit in four straight appearances from April 12-April 24

2015

- Appeared in one game as a freshman, doing so against Truman State (3/10)
- Worked an inning against TSU, allowing two hits and a run with a double and a hit batter

BEFORE MIZZOU

- Earned All-Conference Honors from 2012-14 as both a pitcher and an infielder
- Helped Smithville High School win the District and Sectional Championships in 2014 after not allowing a single run in two playoff games while striking out 17 batters
- Hit .379 with 19 RBIs, while posting a 5-5 record as a pitcher with a 1.71 ERA and 71 strikeouts
- Went 10-6 in his varsity career for coach Jeff Cain, with a 1.36 ERA and 117 strikeouts
- Kansas City Star Scholar Athlete Award for Baseball in 2014
- Successful football career included All-District and All-Conference Defensive End and Running Back in 2012 and 2013
- Holds the career sack record (27) and fumbles recovered record (10) at Smithville High School

PERSONAL

- Born July 23, 1995, in Madison, Wis., to Michael and Kristen Gromacki.
- Father played football and mother played soccer at the University of Wisconsin.
- Uncle played hockey at the University of Minnesota
- Great uncle played baseball at University of Minnesota and won the 1964 College World Series after defeating Missouri in the Championship series.
- Younger sister, Karina, is a soccer player and is the "best athlete in the family."
- Member of the National Honor Society from 2011-14, including President in 2013-14
- Honor Roll from 2010-14
- Smithville High School Male Athlete of the Year- 2014
- Mechanical Engineering major while at Mizzou

GROMACKI'S CAREER STATISTICS

Year	ERA	W	L	App	GS	CG	SHO	CBO	SV	IP	H	R	ER	BB	SO	2B	3B	HR	BF	B/Avg	WP	HBP	BK	SFA	SHA
2015	9.00	0	0	1	0	0	0	0	0	1.0	2	1	1	0	0	1	0	0	6	.400	0	1	0	0	0
2016-17	6.75	0	0	15	0	0	0	0	0	12.0	16	9	9	3	13	3	0	1	55	.340	4	2	0	1	2
2017	4.34	0	1	22	0	0	0	0	1	18.2	14	11	9	11	23	5	1	4	86	.197	2	4	0	0	0
Total	5.40	0	1	38	0	0	0	0	1	31.2	32	21	19	14	36	9	1	5	147	.260	6	7	0	1	2

**TONY ORTIZ**

Olympia, Wash. | Timberline HS
Lane Community College
Junior | 6-1 | 190
First Base | L/L

28**BEFORE MIZZOU**

- Had an excellent career under head coach Josh Blunt at Lane Community College
- In 2017, he hit .316 with seven home runs and 32 RBI
- LCC went 28-21 to finish third in NWAC conference in 2017
- Earned First-Team All-Conference in 2017
- Had a standout career under head coach Mark Rubadue at Timberline High School
- THS went 18-7 and finished eighth in the state his senior year
- During his senior year, he hit .425 with one home run
- Named MVP of the team his senior year
- Awarded First-Team All- District and Conference his senior year
- Guided THS to the state tournament three of four years

PERSONAL

- Born on Dec. 22, 1996, in Columbia, South Carolina
- Parents: Father – Robert Ortiz; Mother – Laura Ortiz; Stepmother – Jenn Ortiz
- Plans to major in General Studies/Sports Studies while at Mizzou



KAMERON MISNER

Poplar Bluff, Mo. | Poplar Bluff HS
Sophomore | 6-4 | 213
First Base/Outfield | L/L

30

HONORS

- Freshman All-American (2017)
- Preseason Second Team All-SEC (2018)

2017

- Freshman All-American
- Was a middle-of-the-order threat for Mizzou all year as a freshman, turning in one of the best seasons for a true freshman hitter in recent memory
- Hit seven homers, the most home runs by a Mizzou freshman since Trevor Coleman in 2007
- His .282 average on the year was the best for a Mizzou freshman since Brett Bond hit .294 in 2015 while he joined Chris Cornelius as the first Mizzou freshman to drive in more than 30 runs in a season since 2010
- Added 12 doubles, one triple and seven homers while driving in 34 runs and scoring 39 runs
- Stole a team-high 17 bases on the year, a mark that ranked fourth in the SEC after the SEC Tournament
- Hit his first collegiate homer against Eastern Michigan (2/18)
- Hit a walk-off homer in the bottom of the ninth inning to break a 10-10 tie against Illinois-Chicago (3/5)
- Posted a pair of doubles against Western Carolina (3/8) as part of a 2-for-5 performance
- Led Mizzou with 18 multi-hit games during his freshman season and had seven games during which he tallied multi-RBI games
- Matched a career-high with four RBI twice on the year, doing so against Arkansas-Pine Bluff (4/11) and vs. Eastern Kentucky (5/16)
- Stole a career-high three bases against Illinois-Chicago (3/4) and registered a stolen base in five consecutive games from March 10-March 17
- Was thrown out attempting to steal just once in his first 12 attempts on the season
- Homered in the SEC Tournament against LSU (5/24)

BEFORE MIZZOU

- 2016 Rawlings Perfect Game Honorable Mention All-American
- Perfect Game All-Central Region Second Team
- No. 3 prospect in the state of Missouri coming out of high school and the top OF prospect according to PerfectGame.com
- Hit .422 with eight homers as a senior at Poplar Bluff High School under the direction of Steve Edwards
- Added nine triples, eight doubles and 35 RBI as a senior and stole 29 bases en route to being named the Semo Conference Player of the Year
- Also pitched for Poplar Bluff, boasting a 2.13 ERA while leading the team with 48 strikeouts in just 32.0 innings
- First Team All-State honoree as a senior
- Drafted in the 33rd round by the Kansas City Royals in the 2016 MLB First Year Player Draft

PERSONAL

- Born Jan. 8, 1998, in Poplar Bluff, Mo.
- Parents: Father – Terry Misner; Mother – Stephanie Misner
- Undecided on his major



GIOVANNI LOPEZ

Goodyear, Ariz. | Millennium HS
Central Arizona College
Junior | 6-1 | 204
Right-Handed Pitcher | R/R

31

BEFORE MIZZOU

- Had an excellent career under head coach Anthony Gilich at Central Arizona College
- CAC went 42-23 while he had 24 strikeouts on the mound during the 2017 season
- Had an outstanding career under head coach Ryan Bethel at Millennium High School
- Went 7-1 on the mound with a 1.23 ERA and 84 strikeouts his senior year
- He also hit .342 with 19 RBI
- Selected as 2015 Section Player of the Year
- Received Perfect Game Honorable Mention All-American and West All-Region First Team in 2015
- Helped lead MHS to a Division championship

PERSONAL

- Born on Sept. 16, 1996, in Oceanside, Calif.
- Parents: Father – Rick Lopez; Mother – Yesenia Lopez
- Plans to major in Nursing/Health while at Mizzou

MISNER'S CAREER STATISTICS

Year	Avg	GP	GS	AB	R	H	2B	3B	HR	RBI	TB	SLG%	BB	HBP	SO	GDP	OB%	SF	SH	SB	ATT	PO	A	E	FLD%
2017	.282	58	58	213	39	60	12	1	7	34	95	.446	23	4	55	3	.360	2	3	17	22	79	2	2	.976
Total	.282	58	58	213	39	60	12	1	7	34	95	.446	23	4	55	3	.360	2	3	17	22	79	2	2	.976

**ISAIAH CULLUM****Bushnell, Fla. | South Sumter HS****Polk State College****Junior | 6-2 | 235****Catcher/First Base | R/R****32****BEFORE MIZZOU**

- Had a standout career under head coach Al Corbiel at Polk State College
- Lead Polk State to a conference championship and a fifth-place finish in the state tournament in 2017
- Recorded 405 put outs in 2017, becoming the all-time leader for most put outs at Polk State
- Tallied 44 assists in 2017, becoming the All-Time Leader for most assists at Polk State
- Hit .259 with five home runs and 43 RBI in 2017
- In his career at Polk State College, hit .280 with 13 home runs and 95 RBI
- Awarded All-Academic Team at Polk State in 2017
- Earned First-Team All-Conference in both 2016 and 2017
- Lead Polk State to conference championship in both 2016 and 2017
- Excelled under head coach Mike Foote at South Sumter High School
- Lead SSHS to the Final Four state tournament his senior year
- In his senior season, SSHS went 20-7 while he recorded a 0.79 ERA with 90 strikeouts
- Hit .447 with six home runs and 38 RBI, excelling at both parts of the game
- In his career at SSHS, hit .356 with 10 home runs and 17 RBI
- Received 2015 4A Florida Player of the Year
- Earned First-Team All-District in 2015
- Named to All-Area Top 20 Players in 2015
- Earned Second-Team All-Florida Team honors in both 2014 and 2015

PERSONAL

- Born April 26, 1997, in Florida
- General studies major at Mizzou

**CAMERON DULLE****St. Louis, Mo. | Oakville HS****RS Junior | 6-3 | 208****Right-Handed Pitcher | R/R****35****2017**

- Made 12 appearances during his first year with Mizzou, boasting a 4.08 ERA and a 1-1 record
- Struck out 19 batters in 17.2 innings of work
- Earned the win over Arkansas-Pine Bluff (4/12), tossing a career-long 3.1 innings, scattering just three hits with no runs and a pair of strikeouts
- Struck out a career-best five batters over 2.0 innings against Arkansas (3/24)
- Struck out four over 2.2 shutout innings against Illinois (2/26)
- Tossed 2.0 shutout innings against Appalachian State (3/11), fanning a pair

BEFORE MIZZOU

- Played at Oakville High School under head coach Rich Sturm in St. Louis
- Posted a 4-2 career record with a 2.27 ERA during his time at Oakville
- Guided Oakville to the district championship game twice during his tenure with the team

PERSONAL

- Born on June. 14, 1995, in Oakville, Mo.
- Parents: Father – Craig Dulle; Mother – Tamra Dulle
- Father, Craig, is a Mizzou alum
- Plans to major in business marketing while at Mizzou

DULLE'S CAREER STATISTICS

Year	ERA	W	L	App	GS	CG	SHO	CBO	SV	IP	H	R	ER	BB	SO	2B	3B	HR	BF	B/Avg	WP	HBP	BK	SFA	SHA
2017	4.08	1	1	12	0	0	0	0	0	17.2	18	10	8	9	19	1	0	4	79	.265	0	1	0	0	1
Total	4.08	1	1	12	0	0	0	0	0	17.2	18	10	8	9	19	1	0	4	79	.265	0	1	0	0	1



DRAKE GREENWOOD

*Houston, Texas | The Kinkaid HS
Freshman | 6-5 | 203
Right-Handed Pitcher | R/R*

36

BEFORE MIZZOU

- Had an excellent career under Steve Maas at The Kinkaid High School
- Earned Houston Area Private School Pitcher of the Year in 2017
- In his senior season, KHS went 23-12 while he went 6-1 on the mound with a 1.12 ERA and 100 strikeouts
- Received Rawlings Perfect Game Honorable Mention All-American, Second-Team Texas All-Region in 2017
- First-Team All- SPC in 2017
- Set single-season school strikeout record with 100 strikeouts in 56 innings
- Set 7.0-inning single-game strikeout record with 18 strikeouts
- Was first in the state of Texas private schools in total strikeouts for 2017
- Had sixth-lowest WHIP in school history at 0.94
- Recorded third-lowest ERA in school history at 1.12
- Guided KHS SPC Conference runner-up in both 2016 and 2017
- Lead team to SPC Conference championship in 2015

PERSONAL

- Born on March 8, 1999, in Houston, Texas
- Parents: Father – Tod Greenwood; Mother – Amy Greenwood
- Plans to major in Business while at Mizzou
- Enjoys hunting and fishing
- Older brother Jimmy was a quarterback at the University of Texas



CODY SIEBENBERGER

*Smithton, Ill. | Freeburg Community HS
Jefferson College
RS Sophomore | 5-9 | 174
Left-Handed Pitcher | L/L*

39

BEFORE MIZZOU

- Had an excellent career under head coach Pat Evers at Jefferson College
- In 2017, Jefferson College went 45-14 while he went 2-0 on the mound with a 0.75 ERA and 29 strikeouts
- Had a standout career under head coach Drew Gericke at Freeburg High School
- Hit .464 his senior year with 21 RBI
- In his career, he hit .455
- Received Pre-Season All-American by Perfect Game in 2014
- Selected All-Conference by Coach's Organization in both 2014 and 2015
- Named All-Area by Coach's Organization in 2015
- Earned High Honorable Mention All-American by Perfect Game in 2015
- FHS won third in state tournament his junior year
- Graduated magna cum laude
- Was on the High Honor Roll all four years
- Had a 5.0 GPA all four years

PERSONAL

- Born on July 2, 1996, in Belleville, Ill.
- Parents: Father – Doug Siebenberger; Mother – Michelle Siebenberger
- Plans to major in Business Management while at Mizzou
- Father played baseball at SLU



BRAD JONES

Osprey, Fla. | Venice HS

Freshman | 6-1 | 189

Right-Handed Pitcher | R/R

41

BEFORE MIZZOU

- ▼ Had an outstanding career under head coach Craig Faulkner at Venice High School
- ▼ In his senior season, he went 5-2 on the mound with 2.05 ERA and 48 strikeouts
- ▼ Guided VHS to 7A District championship in 2015, 2016 and 2017
- ▼ Helped VHS earn Regional championship in both 2016 and 2017
- ▼ Led VHS to State Champions in 2017 and State Runner Up in 2016
- ▼ Awarded FACA All-Star Classic Selection in 2017

PERSONAL

- ▼ Born on July 31, 1998, in Sioux Falls, S.D.
- ▼ Parents: Father – Thomas Jones; Mother – Deborah Jones
- ▼ Plans to major in Business while at Mizzou



CAMERON PFERRER

Carmel, Ind. | Carmel HS

Freshman | 5-11 | 182

Right-Handed Pitcher | R/R

42

BEFORE MIZZOU

- ▼ Had an outstanding prep career under head coach Matt Buczkowski at Carmel High School
- ▼ Received First-Team All-Conference in 2017
- ▼ Threw a perfect game in 2017
- ▼ During his senior year, CHS went 23-3 while he went 4-0 on the mound with a 1.79 ERA and 26 strikeouts
- ▼ Awarded First-Team All-Central Region and Honorable Mention All-American in 2017
- ▼ In his career, CHS went 67-21 while he went 8-0 on the mound with a 2.4 ERA and 80 strikeouts
- ▼ Earned MIC Academic All-Conference in 2016
- ▼ Guided to conference champions in both 2014 and 2017.

PERSONAL

- ▼ Born on Dec. 18, 1998, in Carmel, Ind.
- ▼ Parents: Father – Eric Pferrer; Mother – Jennifer Pferrer
- ▼ Plans to major in Health Sciences while at Mizzou



BRYCE MONTES DE OCA

Lawrence, Kan. | Lawrence HS

RS Junior | 6-7 | 268

Right-Handed Pitcher | R/R

43

2017

- Flamethrower who enjoyed his best season as a Tiger in 2017, making 15 appearances (12 starts), putting together a 4-5 record with a 4.28 ERA in 61.0 innings pitched
- Enjoyed a breakout campaign after injuries limited him to just 8.1 innings in his first two seasons with program
- Earned Mizzou's Sunday starter role by April when he tossed 5.0 innings, allowing just three hits with a pair of runs and three strikeouts in a 2-1 Mizzou loss to Florida (4/2)
- Struck out a career-high nine against Texas A&M (4/30) as he turned in his best start of the year, going 6.2 innings, allowing just one run on two hits ... He reset career-highs in innings pitched, fewest hits allowed and strikeouts in the start, throwing 109 pitches, the most in an outing during his career
- Earned his first career win after a midweek start against Eastern Illinois (3/7) in which he went 5.0 innings, allowing three hits and one unearned run while striking out three
- First SEC win came at the brand new \$622 million home of the Atlanta Braves when he threw 6.0 innings of two-hit ball against Georgia (4/8) as he struck out six in the start, which at the time was his career-high
- Limited batters to .205 hitting on the year and surrendered just 15 extra-base hits on the year, the fewest among Mizzou starting pitchers

2016 (REDSHIRT)

- Tossed 0.1 innings on the year against Seton Hall (2/20) on opening weekend, striking out the only batter he faced
- Was shut down the rest of 2016 due to an elbow injury

2015

- Appeared in seven games as a freshman, striking out 10 batters over 8.0 innings of work, limiting batters to .107 hitting
- Had a 6.75 ERA in seven appearances as he allowed nine walks while hitting five batters.
- Made his collegiate debut against Truman State, working 1.0 inning, striking out one batter.
- Had a career-best four strikeouts against Arkansas-Pine Bluff (3/25).
- Had a pair of strikeouts against SIU-Edwardsville (3/11) in 2.0 innings of work, not allowing a hit.
- Did not allow a hit in five of his seven appearances.

BEFORE MIZZOU

- Perfect Game - Ranked No. 59 overall high school prospect in the country, No. 15 overall high school RHP in the country, No. 1 high school recruit in the state of Kansas
- 2013 Underclass First-Team All-American
- Perfect Game All-American Classic game participant
- Baseball America - Ranked #62 overall HS prospect in the country
- Prep Baseball Report - Ranked #1 overall HS prospect in KS
- Competed for the Midwest Nationals during the summer
- First Team Perfect Game All-American in 2013 and 2014.
- USA Today named him to the All-USA Kansas baseball team in 2014.
- Posted a 1.45 ERA in his senior season for coach Brad Stoll at Lawrence High School.
- Helped guide his team to 4th place in the State Tournament in 2011.

HIGH SCHOOL

- Born April 23, 1996, in Lawrence, Kan., to parents Ivo and Susan Montes de Oca.
- Was the Valedictorian of his senior class.
- Majoring in finance and banking at Mizzou.



ZACH HANNA

Shawnee, Kan. | Mill Valley HS

Iowa Western College

Junior | 6-1 | 203

Outfield | L/L

44

BEFORE MIZZOU

- Had an excellent career under head coach Marc Rardin at Iowa Western
- Went 1-0 with five strikeouts during Iowa Western's 44-16, 2017 season
- Also hit .367 with six home runs and 48 RBI during the 2017 season
- In his career, hit .275 with 14 home runs and 100 RBI
- Helped Iowa Western earn fourth place in the JUCO World Series
- Awarded First-Team All-Conference
- Received First-Team All-Region in both 2016 and 2017
- Earned First-Team All-Northern District in 2016
- Awarded Second-Team Academic Honors in both 2016 and 2017
- Had a stand out career under head coach Jeff Strickland at Mill Valley High School
- In his career, he went 4-0 on the mound with a 1.44 ERA and 24 strikeouts
- He also hit .425 with 5 homeruns, 27 RBI, and a slug of .635, excelling at both sides of the plate
- Helped MVHS win third place in 5A State Championship in 2014
- Earned First-Team All-State in both 2014 and 2015
- Awarded First Team All-Conference in 2013, 2014 and 2015
- Received Offensive Player of the Year in 2015
- Also played football, earned honorable mention tight end in 2013, First Team All-Conference tight end in 2014
- Earned AB Honor Roll all four years of high school

PERSONAL

- Born on Dec. 27, 1996, in Shawnee, Kan.
- Parents: Father - Kirk Hanna; Mother - Terri Hanna
- Plans to major in Agri-Business at Mizzou
- Enjoys hunting, fishing, and riding dirt bikes

MONTES DE OCA'S CAREER STATISTICS

Year	ERA	W	L	App	GS	CG	SHO	CBO	SV	IP	H	R	ER	BB	SO	2B	3B	HR	BF	B/Avg	WP	HBP	BK	SFA	SHA
2015	6.75	0	0	7	0	0	0	0	0	8.0	3	8	6	9	10	1	0	0	42	.107	2	5	2	0	0
2016	0.00	0	0	1	0	0	0	0	0	0.1	0	0	0	0	1	0	0	0	1	.000	0	0	0	0	0
2017	4.28	4	5	15	12	0	0	0	0	61.0	43	40	29	42	61	11	1	3	274	.205	6	11	0	4	6
Total	4.54	4	5	23	12	0	0	0	0	69.1	46	48	35	51	72	12	1	3	317	.192	8	16	2	4	6



JORDAN GUBELMAN

Sarasota, Fla. | Sarasota HS

State College of Florida

Junior | 6-2 | 225

Right-Handed Pitcher | R/R

49

BEFORE MIZZOU

- ▼ Had a standout career under head coach Tim Hill at State College of Florida
- ▼ Named Student-Athlete of the Month in June 2017
- ▼ In the 2017 season, he went 5-1 on the mound with a 3.72 ERA and 77 strikeouts
- ▼ Had an excellent career under head coach Clyde Metcalf at Sarasota High School
- ▼ In his senior season, SHS went 2012 while he went 7-3 on the mound with a 0.97 ERA and 100 strikeouts
- ▼ Lead Sarasota High School to second in the state tournament his senior year
- ▼ Earned Honorable Mention All-American by Perfect Game in 2015
- ▼ Made Florida All-Region Second Team
- ▼ Was a FACA All-Star Game Selection

PERSONAL

- ▼ Born on April 5, 1997, in Winfield, Ill.
- ▼ Parents: Father – Ray Gubelman; Mother – Tonia Duff; Stepmother – Kristin Gubelman
- ▼ Plans to major in Sport Administration while at Mizzou



STEVE BIESER

Second Season at Mizzou - Head Coach

Southeast Missouri, 1989

Career Record: 174-120 (5 years) | 36-23 at Mizzou

@biesersr

The 2017 Mizzou Baseball was a season of firsts for the Tigers as it welcomed first-year head coach **Steve Bieser**. Inheriting a team that went 26-30 with a 9-20 mark in SEC play, Bieser and his staff engineered one of college baseball's top turn-arounds in 2017. Bieser and company won more than 35 games for the fourth consecutive season, guiding Mizzou to a 36-23 campaign, including 14 wins in SEC play. Bieser's team put together the school's second-longest winning streak ever, winning 20 consecutive games during February and March while guiding the Tigers into the national rankings in all seven of the major ranking services, peaking at No. 5.

After winning 36 games in 2017, marking his fourth consecutive season reaching that mark, Bieser is one of just 13 Division I coaches to accomplish that feat in each of the last four seasons, dating back to his time at SEMO. The 36 wins for Mizzou were its most since winning 39 in 2008 and made Bieser the winningest first-year coach in program history.

The Tigers likely finished one or two wins shy of earning their first at-large NCAA Regional berth since 2012 after finishing with a flurry in May. The Tigers won eight of their final 11 regular season games, including SEC series wins over South Carolina and at Tennessee.

A big key to Mizzou's turn-around from 2016 to 2017 was Bieser's offensive tutelage as he maximized the team's approach at the plate, using his pitch recognition program and a variety of other advanced statistical metrics. With an aggressive approach, Mizzou saw a 30 percent increase in extra-base hits in one year under Bieser's offensive training program, including a 25 percent increase in doubles and nearly a 70 percent increase in home runs. Mizzou's 52 homers in 2017 were the most since the introduction of the new bats in college baseball - Mizzou hit 53 in 2010. Mizzou's team batting averaged rose 13 points, OBP was up 15 points and team slugging rose an incredible 43 points. Keep in mind, all of this offensive success was done after Mizzou lost its top three hitters from the 2016 team.

While the offensive production was a key story during Mizzou's 20-game win streak early in the year, Bieser's pitching staff excelled during the second half as the Tigers made a run at an NCAA Regional berth. The Tigers finished with a 3.67 staff ERA, its lowest in a season since 2006 - a staff that featured future big leaguers Max Scherzer and Aaron Crow.

In all, five Mizzou players were drafted following the 2017 season, including first-rounder Tanner Houck, who was taken 24th overall, the highest-drafted Tiger since 2009. He was the program's seventh first-rounder. Bieser also mentored OF **Kameron Misner** and LHP **T.J. Sikkema** to Freshman All-America status. Sikkema earned a spot on the SEC All-Freshman Team as well.

Bieser was named Mizzou's 14th head coach and just the fourth since 1937 on June 30, 2016. Bieser came to Mizzou after an extremely successful career at Southeast Missouri, where he became the only coach ever to win three consecutive Ohio Valley Conference championships and guided the Redhawks to their first NCAA Regional since 2002 in 2016.

A two-time OVC Coach of the Year, Bieser won 35 or more games in each of his last three seasons at SEMO, a feat that had been accomplished just once before he took over the program in 2013. Bieser turned in a .587 winning percentage in his time at SEMO, the best among any coach in program history.

Bieser turned in a banner year in 2016, as he earned his 100th career victory and opened OVC play with a perfect 12-0 record, the best start in program history. The season culminated in a regular season OVC championship, an OVC Tournament title and the school's first NCAA Regional since 2002, qualifying for the Starkville Regional at SEC champion Mississippi State.

Prior to serving as SEMO's head coach beginning in 2013, Bieser was the pitching coach for his alma mater from 2011-12 and he carried his prowess for developing hurlers into his head coaching tenure. His most notable pupil was LHP Joey Lucchesi, who became the only pitcher to ever win OVC Pitcher of the Year in back-to-back seasons. Lucchesi shattered the Southeast Missouri and Ohio Valley single-season strikeout records while also consistently leading the nation in 2016 in the category. He became the first Southeast pitcher to win 10 games in 13 years. He was on the watch lists for the prestigious Golden Spike Award, as well as the College Baseball Hall of Fame's National Pitcher of the Year award.



HEAD COACH
SECOND SEASON

29

STEVE BIESER COACHING FILE

- 2004-10: Head Coach at Vianney HS (St. Louis)
- 2011-12: Assistant Coach at SEMO
- 2013-16: Head Coach at SEMO
- 2017-present: Head Coach at Mizzou

STEVE BIESER PLAYING FILE

- 1989: Played at SEMO
- 1989: Drafted by the Philadelphia Phillies (32nd Round)
- 1997: Made Major League debut with New York Mets
- 1998: Played with Pittsburgh Pirates
- Played 13 seasons of professional baseball with nine being at AAA or higher

STEVE BIESER AT A GLANCE

- Winningest first-year coach in Mizzou Baseball history (36 wins in 2017)
- One of just 13 current Division I coaches to win 36 games in each of the last four seasons
- 2016 OVC Coach of the Year
- 2014 OVC Coach of the Year
- One of just 15 coaches in OVC history to win multiple Coach of the Year awards
- 138-97 (.587) in four years at SEMO
- First OVC coach to win three consecutive OVC regular season titles
- SEMO was 67-23 in OVC play in three championship seasons
- Set SEMO record with 39 wins in 2016, breaking the mark of 37 set by his 2014 team
- Guided SEMO to its first OVC Conference tournament title and NCAA Tournament appearance since 2002 in 2016
- Earned his 100th career victory on Feb 22, 2016
- SEMO opened OVC play with a perfect 12-0 record, the best start in school history
- Mentored three OVC Pitchers of the Year, an OVC Player of the Year, 11 First Team All-OVC members, eight Second-Team selections, and two All-Freshman Team members
- Coached LHP Joey Lucchesi to back-to-back OVC Pitcher of the Year awards, the only pitcher to ever accomplish that feat
- Emphasis on academics while at SEMO, coaching six Academic All-Americans, 10 Academic All-District picks, one OVC Scholar-Athlete, six OVC Medal of Honor recipients and 56 OVC Commissioner's Honor Roll selections
- SEMO had at least a 3.0 cumulative grade-point-average in all four years under Bieser, grabbing one OVC Team Academic Award along the way
- Played in 60 Major League Baseball games between the New York Mets and Pittsburgh Pirates, boasting a .250 career average and .351 OBP
- Last appeared as a professional baseball player with the Memphis Redbirds in 2001, one year removed from helping Memphis to the AAA World Series
- 1989 graduate of Southeast Missouri (mathematics)
- Bieser and his wife, Diahann, have three daughters: Whitley, Briley and Carley - and a son, Cole



Following the 2016 season, Lucchesi became the highest draft pick ever out of Southeast Missouri when he was selected in the fourth round (114th overall pick) by the San Diego Padres. He was one of two Redhawks drafted in 2016, marking the first time since 2012 that Southeast had multiple draft picks.

"I am truly honored and humbled to have the opportunity to be a part of the University of Missouri community and serve as the head baseball coach," Bieser said. "I can't express enough the gratitude I have for the search committee for having the confidence in me to lead this program. When I started my coaching career, I had always dreamed of the opportunity to lead this program. There is a strong tradition and rich history of Missouri Tiger baseball. I understand the responsibility and I am fully committed and ready to continue building the tradition. As life-long Missourians, my family and I feel truly blessed to be part of the University of Missouri and the Columbia community."

Aside from success on the field, academic success was a hallmark of Bieser's program at SEMO. He mentored three Academic All-Americans, 10 Academic All-District picks, one OVC Scholar-Athlete, six OVC Medal of Honor recipients and 48 OVC Commissioner's Honor Roll selections. SEMO had at least a 3.0 cumulative grade-point average in all four years under Bieser, grabbing one OVC Team Academic Award along the way.

After a successful playing career at SEMO, Bieser was drafted in the 32nd round of the 1989 MLB Draft by the Philadelphia Phillies. He played 13 years as a professional with nine of those years coming at AAA or higher. He made his Major League debut on April 1, 1997, with the New York Mets and played 60 career MLB games between the Mets and the Pittsburgh Pirates, compiling a .250 career average and a .351 career on-base percentage. Bieser made his Major League debut as a catcher, but his versatility led him to play a variety of positions over his career. He closed out his professional career with Memphis (AAA), where he guided the Redbirds to a AAA World Series in 2000. He played every position on the field during his professional career.

Bieser, a native of Saint Genevieve, Mo., went to Southeast after a very successful campaign as head coach at St. John Vianney High School in Kirkwood, Mo. In seven seasons leading the Griffins, his team won two state championships in 2004 and 2006, as he compiled a record of 137-51.

Bieser and his wife, Diahann, have a son Cole and three daughters, Whitley, Briley and Carley.



WHAT THEY'RE SAYING:

"Steve is an outstanding baseball man and a complete gentleman. I have always admired the way that his teams have competed on the field in a fundamental and sound way. Just the way he goes about teaching the game while representing his school and program is first-class. I am confident that he is going to represent Missouri in a positive fashion. Missouri should be extremely happy that he is the head coach."

– **Dave Jarvis, Head Coach, Belmont**

"Personally I am excited for Steve and his family for the opportunity that he will have at Missouri. I want to congratulate the Mizzou administration on hiring a great baseball coach. Steve is a man of high character and integrity and has a keen eye for evaluation of talent. His first priority is developing young men, not just in baseball but in life. Mizzou baseball is in good hands under his leadership and I look forward to seeing Mizzou flourish under the leadership of Coach Bieser."

– **Mark Alnutt, Deputy Director of Athletics, Memphis**

"Steve is a very deserving person and I believe to be a tremendous fit for the University of Missouri. He built a championship program at SEMO by creating consistent

standards and behaviors with his student-athletes. Most of all, he models those same behaviors with how he leads. His ability to build program momentum will certainly be seen in a short amount of time. I am happy for him personally."

– **Tim Corbin, Head Coach, Vanderbilt**

BIESER'S ALL-CONFERENCE

FIRST TEAM

2012	Derek Gibson, OF
.....	Trenton Moses, 3B
2014	Derek Gibson, OF
.....	Travis Hayes, SP*
.....	Matt Tellor, 1B*
2015	Joey Lucchesi, SP*
2016	Branden Boggetto, SS
.....	Chris Osborne, OF
.....	Garrett Gandolfo, DH
.....	Joey Lucchesi, SP*
.....	Robert Beltran, SP

SECOND TEAM

2012	Kenton Parmley, SS
.....	Shae Simmons, P
2015	Ryan Rippee, 1B
.....	Branden Boggetto, SS
.....	Garrett Gandolfo, DH
.....	Andy Lennington, UTIL
2016	Clay Chandler, SP
.....	Trevor Ezell, 2B

NEWCOMER/FRESHMAN TEAM

2013	Clayton Evans, OF
2015	Trevor Ezell, 3B
2017	T.J. Sikkema, RP

* - denotes OVC Player/Pitcher of the Year

BIESER YEAR-BY-YEAR

<i>Year</i>	<i>Position</i>	<i>Record.</i>	<i>Conf. Finish</i>	
2004	Vianney H.S.	Head Coach	22-7	-
2005	Vianney H.S.	Head Coach	19-5-1	-
2006	Vianney H.S.	Head Coach	24-3	-
2007	Vianney H.S.	Head Coach	15-9	-
2008	Vianney H.S.	Head Coach	17-11	-
2009	Vianney H.S.	Head Coach	21-8	-
2010	Vianney H.S.	Head Coach	20-9	-
2011	SEMO	Assistant Coach	34-22, 14-8 OVC	2 nd
2012	SEMO	Assistant Coach	23-36, 12-15 OVC	6 th
2013	SEMO	Head Coach	26-33, 13-17 OVC	6 th
2014	SEMO	Head Coach	37-20, 23-7 OVC	1 st
2015	SEMO	Head Coach	36-23, 22-8 OVC	1 st
2016	SEMO	Head Coach	39-21, 22-8 OVC	1 st
2017	Mizzou	Head Coach	36-23, 14-16 SEC	4 th (east)



FRED CORRAL

First Season at Mizzou
Sacramento State, 1998
Pitching Coach

Mizzou Baseball head coach Steve Bieser added veteran coach Fred Corral to its coaching staff in August. One of the nation's most experienced and sought-after pitching coaches, Corral brings with him nearly a quarter century of coaching experience after a successful career in both college and professional baseball. Corral brings a 'no-limits' approach to coaching with a tireless work ethic, and stood out to Coach Bieser due to his incredible ability to develop young men, both on and off the baseball diamond.

"Fred is not only a great pitching coach who has a wealth of knowledge and passion, Fred is a developer of men," Bieser said. "Going through the process and talking to former players and coaches, the one thing that kept standing out to me was his commitment to developing the entire person. Fred personifies the Mizzou baseball motto 'commit to excellence.' His commitment to academic excellence, athletic excellence, and social development was very evident through the interviewing process. Fred has a great reputation for developing players. He uses a holistic approach of both the mental and physical side of the game. I am excited to welcome the Corral's to the Mizzou baseball family."

With 24 years of coaching experience across all levels of baseball, 11 of those years have come in the Southeastern Conference with three coming in professional baseball. He spent the last five seasons at fellow SEC East foe Georgia, coaching 12 pitchers to MLB Draft selections, including 2016 first-round pick Robert Tyler (38th overall to Colorado). He coached Tyler to a 2.68 ERA as a freshman in 2014, the lowest ERA by a UGA pitcher in 10 years. The highlight of his coaching tenure at Georgia came last season when the Bulldog staff limited batters to a .241 average, resetting the program record.

"First, I want to take the time and say how excited I am to be working with Coach Bieser and a guy like Evan Pratte, who I have known for a long time," Corral said. "Everything about the hiring process went by so quickly, but the one thing that stands out is that when I arrived in Columbia, I was looking for a job. After my interview, I found myself really fighting for the job in hopes of getting a chance to work with Coach Bieser and his staff. I really believe in what he is doing at Mizzou and I am blessed to have this opportunity and can't wait to get to work."

Before his time at Georgia, Corral helped Memphis to arguably its best four-year stretch on the mound in program history. His 2013 team posted a 3.05 staff ERA, the lowest by a Memphis team since 1976 while striking out more than 400 batters in three of four seasons, including a school-record 462 in 2010. He also mentored a pair of first-time draftees while at Memphis, including Conference USA Pitcher of the Year Dan Schoenrock in 2013.

Corral's roots in the SEC run much deeper than his most recent time at Georgia. He coached at Tennessee in two different stints from 2002-04 and 2007-09. During Corral's first run at Tennessee, the Volunteers' pitching staff ranked among the best in the SEC. His staffs posted consecutive sub-3.90 ERAs, and UT's 3.51 ERA in 2004 was the 13th-best in the nation. The 2004 Volunteer staff recorded the fifth-most strikeouts in school history and held opponents to a .243 batting average, which was UT's lowest mark in nine seasons. Tennessee also had three pitchers in 2004 with ERAs that ranked among the top-12 in the SEC. Four of Corral's pitchers at Tennessee were selected in the MLB draft. He signed James Adkins and coached Luke Hochevar, hurlers who rank first and third on UT's all-time strikeouts list. Hochevar was the No. 1 overall pick by the Kansas City Royals in 2006. Corral's former pupils who have reached the Major Leagues include Matt Riley, Adam Bernero, Mike Neu, Joe Horgan, Daniel McCutchen, Garrett Richards, Charlie Zink and Hochevar.

Corral is no stranger to professional baseball either, having served as a pitching instructor in both the Los Angeles Dodgers (2000-01) and Montreal Expos (1999) organizations.

As a player, Corral was a first-team All-Pac-10 selection as a LHP at Cal in 1987. The Golden Bears' eighth 10-game winner, Corral set a school record for single-season win-loss percentage with a perfect 10-0 record as a junior in 1987. The southpaw added five saves and a 3.75 ERA in en-route to earning the team's Most Valuable Pitcher honor. Corral helped lead the Golden Bears to their fourth College World Series appearance in 1988. He finished his two-year Bear career with a 13-5 mark, a 4.50 ERA and six saves. Corral starred at San Joaquin Delta Junior College where he garnered All-Camino Notre Conference honors in 1985 and 1986 before transferring to Cal.

Corral is married to the former Cynthia Drost, of Ripon, Calif., and they have three children, Kaitlyn Joy (17), Justin Jerome (13) and Jordan Patrick (6). Also, they raised two nieces, Marisa (27) and Chelsea (24), and two nephews, Michael (29) and Robert (23).



FRED CORRAL COACHING FILE

- Present: Pitching Coach – University of Missouri
- 2013-17: Pitching Coach – University of Georgia
- 2009-12: Associate Head Coach/Pitching Coach – University of Memphis
- 2007-09: Assistant Coach - University of Tennessee
- 2005-07: Assistant Coach - University of Oklahoma
- 2002-04: Assistant Coach - University of Tennessee
- 1995-02: Assistant Coach – Sacramento City College
- 2000-01: Pitching Coach – Los Angeles Dodgers
- 1999: Pitching Coach – Montreal Expos
- 1993-95: Assistant Coach – San Joaquin Delta College
- 1994: Coach - Major League Baseball International
- Has had 77 pitchers drafted under his tutelage
 - 14 in the top 10 rounds
 - Eight MLB pitchers

FRED CORRAL PLAYING FILE

- San Joaquin Delta College, 1985-86
- All-Camino Notre Conference 1985-86
- California, Berkeley, 1987-88
- All-Pac-10 Pitcher, 1987, College World Series, 1988

FRED CORRAL AT A GLANCE

- Born: April 19, 1966
- High School: Ripon (Calif.), 1984
- College: San Joaquin Delta College, Associate Degree, 1986; Sacramento State, B.A. in Sociology, 1998
- Family: Wife: Cynthia; Children: Kaitlyn Joy (17), Justin Jerome (13), Jordan Patrick (6)



LANCE RHODES

**Second Season at Mizzou
Mizzou, 2012**

Recruiting Coordinator

Lance Rhodes was brought to Mizzou from Southeast Missouri by head coach Steve Bieser and enters his second year with Mizzou. Rhodes was a vital part of the success that Southeast Missouri had under Bieser's direction, serving as the program's pitching coach and recruiting coordinator. He brought in some of the top talent that Southeast Missouri has ever had, including two OVC Pitchers of the Year. His recruits were a key reason why the Redhawks went from 26 wins in his first year to 37 in his second, 36 in his third and 39 in his fourth, including an NCAA Regional in 2016. His 2014 signing class was the cornerstone of the team's three consecutive regular season OVC championships (2014-16). He recruited 16 players who went on to earn All-OVC honors over those three seasons.

Rhodes' impact as pitching coach was felt quickly as well. He inherited a pitching staff with a combined ERA of 6.37 and lowered it to 4.00 last season. In 2015, Rhodes guided Southeast Missouri to OVC-bests in ERA and opponent batting.

Rhodes was the primary position coach for a pair of OVC Pitcher of the Year winners – two-time winner Joey Lucchesi and Travis Hayes. Lucchesi was outstanding during his draft year in 2016, posting a 2.19 ERA with 149 strikeouts, averaging 12.08 per nine innings.

Rhodes, a former pitcher and volunteer assistant coach for the Redhawks returned to Southeast after serving as assistant coach for three seasons at Wabash Valley College in Illinois. He served as the pitching coach for the Warriors as they compiled 95 wins over a span of two seasons. While at Wabash Valley College he helped lead the Warriors to back-to-back Great Rivers Athletic Conference regular-season titles. The Warriors also won their first conference tournament championship in 14 years in 2010.

In 2012, Wabash Valley recorded a record of 48-13 as they ranked as high as third in the NJCAA Division I polls, their highest national ranking in school history. His pitching staff recorded an impressive ERA of 2.78.

He was also the pitching coach for the Quincy Gems of the Prospect League in the summer of 2009. He led the Gems to a Western Division Championship that season.

Rhodes graduated from Southeast Missouri in 2008 with a degree in general studies with an emphasis in physical education. He made 37 appearances for Southeast over two seasons with the Redhawks.

The Sikeston, Mo., native received his master's degree in physical education from Emporia State University. Rhodes and his wife Brittney have two sons, Max (3) and Cooper (2).

"Being a guy who is from the state of Missouri, having an opportunity to Mizzou, the state's flagship university, truly is a dream job for me," Rhodes said. "Being in the SEC is an opportunity to compete alongside the best programs in the country and it gives you a chance to work with the best talent in college baseball and that excites me. I am also really happy that I get the chance to coach at Mizzou with Coach Bieser. I know how much this job means to him and he is someone I am extremely comfortable with and that will allow for a smooth transition. We have a lot of work to do - it is going to be exciting and I can't wait to get started."

RHODES AT A GLANCE

- Sikeston, Mo., native
- Southeast Missouri graduate (2008, general studies)/Emporia State graduate (Master's in physical education)
- Part of three consecutive 35-win teams at SEMO, the first time in school history
- Pitching coach and recruiting coordinator at Southeast Missouri under Steve Bieser
- Coached a pair of pitchers to three OVC Pitcher of the Year awards
- Lowered the staff ERA from 6.37 in 2013 to 4.00 last season and his staff led the OVC in ERA and opponent batting in both 2015 and 2016
- Pitching coach at Wabash Community College, winning 95 games over two years and back-to-back Great Rivers Athletic Conference regular-season titles
- Married to Brittney Rhodes and the couple has a pair of sons: Max (2) and Cooper (1).



EVAN PRATTE

21st Season at Mizzou

Southwest Missouri State, 1991

Director of Operations

Evan Pratte enters his 21st season as part of the Mizzou staff. He enters his eighth year as the Tigers' Director of Baseball Operations after spending the previous 13 years as an assistant coach, working with the hitters and infielders.

Serving as the Director of Baseball Operations, Pratte is still heavily involved in the program's success. He handles a variety of responsibilities that ensure that the student-athletes at Mizzou get one of the best experiences possible while playing collegiate baseball. From arranging travel to handling a wide variety of daily activities, Pratte's contributions help the entire team and coaching staff succeed. He also brings with him a wealth of baseball experience after spending years as a player and coach.

One of the best hitters while at Southwest Missouri State (now Missouri State), Pratte helped 34 Mizzou hitters to All-Conference recognition as the Tigers' hitting coach from 1998-2010, including Aaron Senne and Brett Nicholas in 2010.

Senne hit .400 in 2010, becoming the first Tiger to finish the year with a batting average of at least .400 since 1986. He ended his career at Mizzou as the school's all-time leader in career hits with 291 and earned All-America honors, along with being named the Big 12 Conference Co-Player of the Year.

Senne, Nicholas and Michael Liberto were all selected in 2010's Major League Baseball Draft.

Several of Pratte's lineups at Missouri posted solid offensive numbers. In 1998, the Tigers hit a school-record 110 home runs - a figure that ranked sixth nationally- and also posted a school-record .572 slugging percentage. The 2001 squad tied a Mizzou record with 83 stolen bases, matching the mark set in 1979. In 2006, Mizzou scored 10 or more runs in 13 games and in 2005, the Tigers ranked 12th nationally in scoring, averaging 8.1 runs per game.

Missouri again had several offensive weapons in 2007. Evan Frey's .348 batting average was 10th-best in the Big 12, while Jacob Priday closed the year by hitting .375 over the final 24 games and finished the year with 13 home runs and 59 RBI. Meanwhile, Coleman tallied nine homers and earned Big 12 Freshman of the Year and Freshman All-America honors.

Missouri ranked fifth in the Big 12 with a .301 batting average in 2008, the best team average since posting a .307 mark in 2003. Six Tigers hit over .300 for the year, led by Senne (.347), Lollis (.339) and Priday (.332). Priday finished his four-year career at Mizzou as one of the best hitters in MU history, leaving as the school's record holder for career home runs (55) and RBI (240).

Pratte joined the Missouri coaching staff in 1998 via his alma mater, where he served as a volunteer assistant coach for two seasons. Pratte graduated from SMS (now Missouri State) following a four-year career with the Bears, in which he led the team to three conference crowns as a standout infielder from 1988-91. He was a first-team All-Conference pick in 1990 and 1991 and added All-Region honors in 1991.

Still a record holder in many categories at SMS, he finished his career with 18 home runs, 152 runs batted in and a .335 batting average in 220 games. He held the records in games played, at-bats, hits, singles, total bases, sacrifice hits, assists and double plays when his college career ended.

He also ranks among the Bears' all-time leaders in nearly a dozen other categories. Between his collegiate playing days and his coaching career, Pratte played five seasons in the Detroit Tigers' organization, including stops in Niagara Falls, Fayetteville, London, Lakeland and Trenton. He led in several offensive categories during his time in Niagara Falls and Fayetteville.

Pratte's first coaching position came as the head coach of the National Baseball Congress' Nevada (Mo.) Griffons in 1997, where he led the team to a 46-15 record. The Griffons won the League by six games and placed second in the 32-team NBC World Series in his only season as the team's skipper.

Pratte's wife, Jill, works as a certified athletic trainer at Central Methodist University in Fayette, Mo. They have one son, Paul Evan (11).



DIRECTOR OF OPERATIONS 21ST SEASON

THE PRATTE FILE

Coaching Experience

Missouri, Director of Operations	2011-present
Missouri, Assistant Coach	1998-2010
Southwest Missouri State, Volunteer Assistant	1996-97
Nevada Griffons, Head Coach.....	1997

Playing Experience

Detroit Tigers organization.....	1991-95
Southwest Missouri State	1988-91



AUSTIN TRIBBY

**Graduate Assistant | First Season at Mizzou
Mizzou, 2016**

Former Mizzou pitcher Austin Tribby joins Steve Bieser's staff for his first season as a graduate assistant in 2018.

Tribby was a standout lefty at Mizzou from 2013-16, becoming a dependable bullpen arm before being drafted as a senior in the 35th round by the Minnesota Twins. With 31 appearances in both the 2014 and 2015 seasons, Tribby was one of the most durable arms in Mizzou Baseball history, ranking 10th all-time in appearances in a single season with his 31 in each campaign. His 91 career pitching appearances rank fifth in program history. Tribby returns to Mizzou to earn his master's degree following a brief minor league career.

"Any time you can have a former player come back and join your program, it's great," Bieser said. "Tribby was a great competitor at Mizzou and pitched his entire career in the SEC, so he is going to be a great guy to have around as our pitchers can really lean on him for advice and mentorship."



JONATHAN ROOF

**Volunteer Assistant | First Season at Mizzou
Michigan State, 2016**

Jonathan Roof joins Steve Bieser's staff for his first season as a volunteer assistant in 2018.

Roof, a Paducah, Ky., native, started all 160 games that he played in during his three-year career for Jake Boss at Michigan State. He was selected in the eighth round of the 2010 draft by the Texas Rangers and embarked on a six-year professional career, reaching AAA Pawtucket in the Boston Red Sox organization. He returned to Michigan State in 2016 to join Coach Boss' staff before joining Mizzou's staff in 2018, serving as the volunteer assistant with a focus on defensive development.

"I am thrilled to have Jonathan join our staff. His wealth of knowledge and experience in the game, both collegiately and in the professional ranks, will help us," Bieser said. "He was a great player at Michigan State and he was the type of guy who maximized his skillset every day. He is someone that our players can look up to and hopefully embody his competitive spirit."



JAE FADDE

**Director of Player Development | First Season at Mizzou
Southern Indiana, 2006; Purdue, 2008**

Jae Fadde, a seven-year SEC veteran and five-year SEC baseball veteran, joins Mizzou Baseball in a newly-created position in 2018, serving as the Tigers' Director of Player Development. Mizzou head coach Steve Bieser added Fadde to his staff after a seven-year stint as Texas A&M's assistant video coordinator for both the football and baseball programs.

"We are excited to add Jae and his wife Lindsey to our family here at Mizzou," Bieser said. "Jae has been on the cutting edge of technology and video in sports for years and brings a wealth of knowledge that will undoubtedly help our coaching staff. He was a key cog in Texas A&M's transition to the SEC with both the baseball and football programs and he has a tremendous amount of baseball experience. I will look forward to Jae helping us to continue to develop in the areas of video and technology."



SCOTT BIRD

**Director of Baseball Athletic Performance | Fifth Season at Mizzou
Northeastern State, 1987**

Scott Bird is the Director of Athletic Performance for baseball, a role he has served since 2014. This is Bird's second stint at Mizzou when he returned as Director of Athletic Performance for football in February of 2012 after spending six years at Kansas State University. Bird, who has over 27 years of proven success in the field of Strength and Conditioning, has worked with a variety of men's and women's sports at some of the country's highest ranked universities and has been a part of many successful teams along the way including the 2014 and 2015 SEC East Division Football Champions. Bird has coached 37 All-Americans, seven conference players of the year and has had 65 players go on to play professional baseball including 2017 1st round pick Tanner Houck and three time Cy Young Award winner Max Scherzer, as well as numerous others go on to play professionally in their respective sport. Bird has also had the opportunity to coach players who have won the top honors in college football (Heisman, Outland, Biletnikoff, Butkus, Davy O'Brien and more) as well as 10 top 5 round NFL picks the past 4 years at Missouri. At Kansas State Bird was part of the baseball program that had the 3 best win totals in the programs history including a school record 43 wins in 2009. In the 6 years at K-State the program had 22 players drafted in the MLB draft and 6 of those were drafted in the top 10 rounds as well as two Big 12 players of the year.

In 2010, Bird received his profession's highest honor by being named Master Strength and Conditioning Coach by the Collegiate Strength and Conditioning Coaches association (CSCCA).

Prior to his time in Manhattan, Bird spent the previous four seasons as an Assistant Director of Strength and Conditioning at the University of Missouri. Bird's responsibilities at Missouri included assisting with the player development program for football as well as being responsible for the development of Tiger baseball. Bird was also the Director of the Mizzou Performance Club. Bird is married to the former Elizabeth Townsend of Columbia, Mo.



2017 SEASON RESULTS

OVERALL RECORD: 36-23

SEC RECORD: 14-16

HOME: 19-13

AWAY: 10-6

NEUTRAL: 7-4

Date	Opponent	Score (W/L)	MU				Opp.				Inns	Att.	Time	MU Decision	Notes
			r	h	e	/	r	h	e						
2/17	E. Michigan	6-2 (L)	2	11	1		6	10	2		9	245	3:08	Houck (L)	Mizzou strands 12, drops first season opener since 2013
2/18	E. Michigan	27-9 (W)	27	22	4		9	11	4		9	254	4:04	Plassmeyer (W)	Most runs since 2010, most 2Bs since '07, most H since '08
2/18	E. Michigan	6-5 (W)	6	9	6		5	7	1		9	217	3:30	Bartlett (W)	Sharp's walk-off SAC fly completes two-run ninth inning rally
2/19	E. Michigan	7-2 (W)	7	14	0		2	7	2		9	276	3:04	Carter (W)	Carter earns first win as Tigers win series
2/23	TAMU CC	7-6 (W)	7	13	3		6	10	2		9	576	3:32	Bartlett (W)	Three runs over 7th, 8th innings completes rally
2/24	Houston	4-2 (W)	4	7	1		2	7	1		9	NA	2:28	Toelken (W)	Tigers earn first win over ranked opponent since 4/2/16
2/25	TAMU CC	9-0 (W)	9	15	1		0	1	0		9	2647	3:00	Plassmeyer (W)	Five Tigers combine to one-hit Islanders
2/26	Illinois	7-6 (W)	7	11	1		6	11	1		9	NA	3:15	Sikkema (W)	Sikkema earns first career win, dominant in relief
3/3	UIC	7-2 (W)	7	8	1		2	5	2		9	708	3:08	Houck (W)	Houck dazzles over 6.0 innings in first win of year for the ace
3/4	UIC	6-4 (W)	6	10	1		4	7	2		9	1232	2:42	Sikkema (W)	Sikkema lights out over final four innings in his second win
3/5	UIC	11-10 (W)	11	11	0		10	14	0		9	811	3:28	Sharp (W)	Misner hits walk-off homer on a 2-0 pitch in the bottom of the 9th
3/7	E. Illinois	10-1 (W)	10	15	0		1	4	3		9	794	2:55	Montes De Oca (W)	MDO earns first win in first career start
3/8	W. Carolina	7-6 (W)	7	12	2		6	8	0		10	584	3:33	Sikkema (W)	Glendinning hits walk-off single in 10th
3/10	App State	4-0 (W)	4	8	3		0	4	2		9	283	3:25	Houck (W)	Houck tosses 8.2 shutout innings
3/11	App State	7-1 (W)	7	7	0		1	3	2		9	160	3:05	Plassmeyer (W)	Plassmeyer dominant as Mizou pushes win streak to 14
3/12	App State	3-2 (W)	3	10	1		2	3	0		9	392	2:57	Sikkema (W)	Glendinning walks it off in bottom of ninth for 15th straight win
3/14	Chicago St.	CANCELED													
3/15	Chicago St.	7-6 (W)	7	13	7		6	9	5		13	293	4:40	Sharp (W)	Tigers get fifth walk-off win of the season
3/17	Alabama	3-0 (W)	3	3	2		0	2	2		9	3194	3:42	Houck (W)	Mizzou allows its fewest hits ever in an SEC game (two)
3/18	Alabama	7-4 (W)	7	12	0		4	7	0		9	3428	3:38	Plassmeyer (W)	Brumfield goes 5-for-5 in Saturday win
3/19	Alabama	9-5 (W)	9	12	1		5	9	4		9	3418	3:52	Bartlett (W)	Brumfield's big hit, Sikkema's pitching seal series sweep
3/21	Little Rock	11-8 (W)	11	6	2		8	7	1		9	672	3:34	Montes De Oca (W)	Mizzou pushes win streak to 20, national-best
3/24	Arkansas	9-2 (L)	2	7	2		9	14	0		9	638	3:07	Houck (L)	Errors cost Mizou in series opener
3/25	Arkansas	7-2 (W)	7	11	1		2	8	1		9	711	3:08	Sikkema (W)	Mizzou hits three homers in six-run sixth inning
3/26	Arkansas	9-8 (L)	8	11	3		9	12	1		9	2229	3:34	Toelken (L)	Arkansas jumps out to big lead, holds on despite Mizou rally
3/28	SEMO	6-5 (L)	5	9	0		6	9	2		9	479	3:13	Dulle (L)	Four-run fifth sinks Tigers vs. Bieser's former team
3/31	Florida	4-3 (L)	4	9	1		3	7	1		9	1034	3:12	Houck (L)	Mizzou rally falls short as Tigers drop third straight game by one run
4/1	Florida	2-1 (L)	1	3	0		2	8	1		9	1264	2:35	Plassmeyer (L)	Bats quiet again as UF's Singer tosses complete game
4/2	Florida	2-1 (L)	1	7	0		2	5	1		9	658	2:55	Montes De Oca (L)	Mizzou drops fifth straight one-run game
4/4	Illinois	5-3 (L)	3	6	0		5	7	0		9	2432	3:14	Gromacki (L)	Back-to-back homers in the seventh sink Mizou
4/6	Georgia	3-0 (L)	0	3	1		3	6	2		9	1650	2:36	Houck (L)	Mizzou arrives at field an hour before start due to travel issues
4/7	Georgia	8-5 (W)	8	6	1		5	14	3		9	1759	3:28	Bartlett (W)	Harris' jack, Bartlett's relief work highlight win as Tigers snap skid
4/8	Georgia	6-1 (W)	6	8	2		1	4	1		9	33025	3:21	Montes De Oca (W)	2nd-largest crowd ever to watch a college baseball game
4/11	Pine Bluff	13-1 (W)	13	14	1		1	2	1		9	539	2:34	Toelken (W)	Toelken tosses CG and Mizou pounds eight XBHs in win
4/12	Pine Bluff	15-6 (W)	15	14	2		6	5	4		9	584	3:08	Dulle (W)	Sharp, Misner homer in rout
4/14	Kentucky	5-2 (L)	2	6	0		5	6	0		9	2402	2:53	Houck (L)	Bond, Harris homer in the ninth inning as Tigers drop opener
4/15	Kentucky	9-8 (W)	9	12	0		8	9	0		9	1255	3:32	Sikkema (W)	Harris homers three times, most HRs by Mizou player since '08
4/16	Kentucky	6-1 (L)	1	4	1		6	8	0		9	638	2:56	Montes De Oca (L)	Tigers muster just four hits in rubber game
4/18	Missouri St.	5-3 (L)	3	10	2		5	6	2		9	1038	3:02	Toelken (L)	Eighth inning error sinks Tigers
4/21	Ole Miss	9-3 (W)	9	7	0		3	10	1		9	8004	2:39	Bartlett (W)	Bartlett throws first career CG in emergency start, 4th career start
4/22	Ole Miss	3-1 (L)	1	3	0		3	5	0		9	8129	2:29	Houck (L)	Mizzou gets another complete game, but tallies just three hits in loss
4/23	Ole Miss	9-6 (L)	6	12	2		9	8	2		9	7208	3:33	Montes De Oca (L)	Mizzou drops series thanks to five-run fifth inning
4/25	MO State	5-1 (L)	1	4	0		5	9	1		9	5351	2:36	Toelken (L)	Mizzou surrenders three homers in loss
4/28	Texas A&M	11-1 (L)	1	4	3		11	14	1		9	838	3:07	Bartlett (L)	Tigers held to just four hits in game one of doubleheader
4/29	Texas A&M	7-1 (L)	1	5	2		7	11	0		9	838	2:56	Houck (L)	Houck again a tough-luck loser despite brilliant pitching
4/30	Texas A&M	7-2 (L)	2	4	2		7	8	3		9	476	3:18	Montes De Oca (L)	Montes De Oca sets career-highs in IP, strikeouts in loss
5/2	Murray State	11-1 (W)	11	13	0		0	6	2		9	391	2:46	Toelken (W)	Mizzou snaps six-game skip with first shutout since March 17
5/5	Vanderbilt	5-2 (L)	5	5	1		2	10	2		9	2936	3:01	Bartlett (L)	Four-run fifth inning sinks Tigers; Glendinning homers in loss
5/6	Vanderbilt	2-1 (W)	2	7	0		1	7	0		12	2891	3:14	Sikkema (W)	Houck tossed 8.0 shutout as Tigers rally after blown save
5/7	Vanderbilt	14-5 (L)	5	4	1		14	15	0		9	3012	3:34	Montes De Oca (L)	Defense, pitching falter, Tigers go to 1-4 in SEC rubber games
5/12	S. Carolina	4-3 (L)	3	6	1		4	7	0		9	1370	2:53	Sikkema (L)	SC gets a sixth-inning, two-run homer to win a close one
5/13	S. Carolina	5-3 (W)	5	8	2		3	5	0		9	1146	2:44	Houck (W)	Houck deals in final appearance at Taylor Stadium, earns win
5/14	S. Carolina	5-3 (W)	5	7	0		3	8	1		9	864	2:48	Toelken (W)	Harris picks up game-tying single in eighth as Mizou rallies
5/16	E. Kentucky	13-4 (W)	13	10	1		4	8	2		9	475	3:23	Plassmeyer (W)	Misner drives in four, homers, as Mizou wins third straight
5/18	Tennessee	5-0 (W)	5	5	1		0	4	1		9	1033	2:02	Sikkema (W)	Sikkema tosses CG SO; Berler hits first career grand slam
5/19	Tennessee	2-0 (W)	2	6	1		0	1	0		9	1703	1:57	Bartlett (W)	Bartlett tosses one-hitter as Tigers win fifth straight
5/20	Tennessee	8-2 (W)	8	13	1		2	5	0		9	2003	3:11	Montes De Oca (W)	Mizzou completes sweep to win sixth straight
5/23	Texas A&M	12-7 (W)	12	11	1		7	9	3		9	NA	3:25	Toelken (W)	Glendinning hits grand slam in fourth to put Mizou on top
5/24	LSU	10-3 (L)	3	8	2		10	11	1		9	NA	3:06	Sikkema (L)	Pair of big innings sink Mizou against LSU
5/25	South Carolina	10-2 (L)	2	6	1		10	14	3		9	NA	3:16	Bartlett (L)	Mizzou's season comes to a close in SEC Tournament

Current Streak: Lost 2
 Longest winning streak: 20
 Longest losing streak: 7

Home attendance: 23,553
 Away/neutral attend: 90,076
 Total attendance: 122,629



2017 OVERALL STATISTICS

The Automated ScoreBook
Overall Statistics for Mizzou (as of May 14, 2017)
(All games Sorted by Batting avg)

Record: 31-21 Home: 18-13 Away: 7-6 Neutral: 6-2 Conference: 11-16

Player	avg	gp-gs	ab	r	h	2b	3b	hr	rbi	tb	slg%	bb	hp	so	gdp	ob%	sf	sh	sb-att	po	a	e	fld%
12 Nelson Mompierre	.315	34-25	92	12	29	6	0	2	17	41	.446	17	1	18	0	.427	0	1	0-1	108	16	2	.984
5 Brett Bond	.308	51-47	185	36	57	12	0	10	41	99	.535	23	4	50	3	.391	3	1	5-6	333	34	8	.979
8 Connor Brumfield	.293	48-48	191	32	56	8	3	1	28	73	.382	30	3	38	2	.392	3	2	11-17	106	4	2	.982
30 Kameron Misner	.283	51-51	187	31	53	11	1	5	28	81	.433	19	4	50	3	.358	2	3	16-21	56	2	1	.983
9 Robbie Glendinning	.282	49-47	174	29	49	12	2	6	25	83	.477	29	3	55	2	.389	2	0	5-8	74	120	14	.933
7 Kirby McGuire	.280	34-28	100	18	28	3	0	1	6	34	.340	12	5	33	0	.385	0	1	10-14	23	1	2	.923
22 Trey Harris	.276	46-44	156	35	43	6	0	12	45	85	.545	32	5	24	5	.408	3	3	8-11	57	2	0	1.000
4 Brian Sharp	.248	49-48	165	30	41	11	1	4	19	66	.400	30	1	57	2	.358	5	1	4-8	398	35	7	.984
10 Matt Berler	.247	31-21	81	15	20	7	0	0	7	27	.333	8	7	27	1	.357	2	0	4-4	95	42	2	.986
24 Chris Cornelius	.247	48-48	154	22	38	10	2	1	27	55	.357	18	2	41	5	.326	4	6	2-3	61	119	14	.928
3 Alex Samples	.211	49-42	152	26	32	8	0	1	18	43	.283	18	2	44	1	.295	4	1	3-4	25	92	8	.936
23 Johnny Balsamo	.286	28-4	28	9	8	1	0	0	2	9	.321	6	2	8	1	.444	0	0	4-5	7	0	0	1.000
16 Alex Del Rio	.167	6-0	6	1	1	0	0	0	0	1	.167	0	0	2	0	.167	0	0	0-0	0	0	0	.000
6 Ian Nelson	.152	25-9	46	2	7	0	1	0	5	9	.196	3	1	5	1	.220	0	0	0-0	6	28	4	.895
1 A.J. Lewis	.045	16-4	22	2	1	1	0	0	1	2	.091	3	0	11	0	.160	0	0	0-1	5	2	0	1.000
19 Armaan Painter	.000	10-0	7	2	0	0	0	0	0	0	.000	2	0	2	0	.222	0	0	0-0	15	1	0	1.000
36 Cole Bartlett	.000	2-2	0	0	0	0	0	0	0	0	.000	0	0	0	0	.000	0	0	0-0	2	13	1	.938
Totals	.265	52	1746	302	463	96	10	43	269	708	.405	250	40	465	26	.365	28	19	72-103	1410	585	71	.966
Opponents	.228	52	1744	239	397	74	7	38	210	599	.343	169	59	456	35	.315	14	25	39-61	1368	512	68	.965

LOB - Team (416), Opp (365). DPs turned - Team (41), Opp (35). CI - Team (3), BOND 2, MOMPIERRE 1, Opp (3). IBB - Team (2), CORNELIUS 1, BRUMFIELD 1, Opp (3). Picked off - GLENDINNING 2, BOND 1, BRUMFIELD 1, MISNER 1.

(All games Sorted by Earned run avg)

Player	era	w-l	app	gs	cg	sho	sv	ip	h	r	er	bb	so	2b	3b	hr	b/avg	wp	hp	bks	sfa	sha
17 TJ Sikkema	2.59	7-1	20	1	0	0/1	4	66.0	40	20	19	16	72	8	1	2	.173	0	5	0	2	3
11 Tanner Houck	2.89	4-7	13	13	3	0/2	0	90.1	72	38	29	21	91	15	1	5	.213	4	15	1	3	2
2 Andy Toelken	3.14	4-3	14	11	1	0/1	0	63.0	55	31	22	22	45	10	0	9	.229	2	7	0	0	3
36 Cole Bartlett	3.17	5-2	17	3	1	0/0	0	65.1	67	35	23	18	47	9	2	4	.273	3	6	2	4	7
43 Bryce Montes De Oca	4.10	3-5	13	11	0	0/1	0	52.2	35	34	24	39	50	9	1	1	.196	6	10	0	3	4
26 Michael Plassmeyer	5.07	4-1	16	9	0	0/1	1	49.2	52	32	28	9	50	7	0	7	.267	1	7	3	0	2
37 Evan Stoll	0.00	0-0	2	0	0	0/0	0	1.2	1	0	0	1	3	0	0	0	.143	0	0	0	0	0
44 Luke Boyster	1.42	0-0	4	0	0	0/0	0	6.1	5	1	1	2	11	0	0	0	.208	1	1	0	0	0
4 Brian Sharp	1.86	2-0	7	0	0	0/1	1	9.2	3	2	2	2	8	2	0	0	.097	0	0	0	1	0
48 Ryan Lee	2.87	0-0	10	1	0	0/1	0	15.2	14	5	5	7	18	4	0	0	.255	3	1	0	1	2
27 Nolan Gromacki	4.32	0-1	19	0	0	0/3	1	16.2	13	10	8	9	22	5	1	3	.200	2	2	0	0	0
35 Cameron Dulle	4.40	1-1	10	0	0	0/0	0	14.1	17	9	7	8	16	1	0	3	.298	0	1	0	0	1
40 Ty Shoaff	5.59	0-0	15	0	0	0/2	0	9.2	10	7	6	6	16	1	0	2	.256	0	3	1	0	0
28 Liam Carter	14.00	1-0	5	3	0	0/0	0	9.0	13	15	14	9	7	3	1	2	.342	1	1	0	0	1
Totals	3.60	31-21	52	52	5	4/4	7	470.0	397	239	188	169	456	74	7	38	.228	23	59	7	14	25
Opponents	4.82	21-31	52	52	1	1/1	14	456.0	463	302	244	250	465	96	10	43	.265	58	40	12	28	19

PB - Team (10), BOND 9, MOMPIERRE 1, Opp (8). Pickoffs - Team (4), MONTES 1, BOND 1, TOELKEN 1, PLASSMEYER 1, Opp (5). SBA/ATT - BOND (30-40), MONTES (15-17), HOUCK (9-15), MOMPIERRE (9-14), SIKKEMA (3-7), BARTLETT (5-7), TOELKEN (1-5), DULLE (2-3), PLASSMEYER (2-3), CARTER (0-1), GROMACKI (1-1), SHOAFF (0-1), LEE (1-1).

2017 SEC STATISTICS

The Automated ScoreBook Conference statistics for Mizzou (as of May 20, 2017) (Conference games only Sorted by Batting avg)

Record: 14-16 Home: 4-11 Away: 9-5 Neutral: 1-0 Conference: 14-16

Player	avg	gp-gs	ab	r	h	2b	3b	hr	rbi	tb	slg%	bb	hp	so	gdp	ob%	sf	sh	sb-att	po	a	e	fld%
7 Kirby McGuire	.271	22-19	70	12	19	2	0	1	5	24	.343	9	4	21	0	.386	0	1	4-7	18	0	2	.900
9 Robbie Glendinning	.248	29-28	101	11	25	5	0	4	14	42	.416	15	1	40	0	.347	1	0	5-6	48	85	6	.957
5 Brett Bond	.248	29-26	101	12	25	4	0	6	17	47	.465	10	2	29	2	.325	1	0	1-3	182	22	5	.976
22 Trey Harris	.242	26-26	95	17	23	2	0	8	20	49	.516	14	3	14	2	.354	1	2	3-4	38	1	0	1.000
24 Chris Cornelius	.241	27-27	83	10	20	6	1	0	10	28	.337	7	0	28	2	.293	2	2	1-1	32	68	7	.935
12 Nelson Mompiere	.239	18-13	46	5	11	4	0	1	3	18	.391	7	0	10	0	.340	0	0	0-0	42	6	0	1.000
30 Kameron Misner	.204	29-29	98	12	20	2	0	1	8	25	.255	12	3	29	2	.307	1	2	6-9	34	1	1	.972
8 Connor Brumfield	.202	28-28	109	12	22	2	1	1	7	29	.266	18	1	27	1	.320	0	0	5-7	76	3	0	1.000
3 Alex Samples	.179	29-25	95	12	17	5	0	0	8	22	.232	6	1	27	1	.235	0	0	2-2	14	53	4	.944
4 Brian Sharp	.169	27-25	83	9	14	5	0	1	9	22	.265	11	1	32	1	.265	3	0	1-3	219	19	4	.983

23 Johnny Balsamo	.316	16-3	19	4	6	1	0	0	1	7	.368	4	2	8	0	.480	0	0	3-4	6	0	0	1.000
10 Matt Berler	.220	19-11	41	5	9	2	0	1	6	14	.341	3	0	15	0	.273	0	0	0-0	67	13	2	.976
6 Ian Nelson	.167	13-6	24	1	4	0	0	0	2	4	.167	1	1	4	0	.231	0	0	0-0	5	19	2	.923
1 A.J. Lewis	.000	8-2	9	2	0	0	0	0	1	0	.000	2	0	6	0	.182	0	0	0-0	3	2	0	1.000
16 Alex Del Rio	.000	4-0	4	0	0	0	0	0	0	0	.000	0	0	2	0	.000	0	0	0-0	0	0	0	.000
19 Armaan Painter	.000	3-0	3	0	0	0	0	0	0	0	.000	1	0	1	0	.250	0	0	0-0	3	0	0	1.000
36 Cole Bartlett	.000	2-2	0	0	0	0	0	0	0	0	.000	0	0	0	0	.000	0	0	0-0	1	8	0	1.000
Totals	.219	30	981	124	215	40	2	24	111	331	.337	120	19	293	11	.314	9	7	31-46	804	331	35	.970
Opponents	.236	30	994	137	235	42	6	21	126	352	.354	89	38	235	26	.320	10	16	24-34	807	303	27	.976

LOB - Team (207), Opp (208). DPs turned - Team (31), Opp (16). CI - Team (2), BOND 2, Opp (2). Picked off - MISNER 1, BOND 1, BRUMFIELD 1, GLENDINNING 1.

(Conference games only Sorted by Earned run avg)

Player	era	w-l	app	gs	cg	sho	sv	ip	h	r	er	bb	so	2b	3b	hr	b/avg	wp	hp	bks	sfa	sha
36 Cole Bartlett	2.35	4-2	11	4	2	1/0	0	53.2	49	24	14	13	35	6	2	3	.250	1	6	0	2	5
17 TJ Sikkema	2.70	4-1	13	2	1	1/1	3	50.0	29	16	15	13	41	7	1	1	.166	0	4	0	1	2
11 Tanner Houck	2.88	2-6	9	9	3	0/1	0	65.2	50	27	21	14	63	10	1	5	.207	2	13	1	2	1
43 Bryce Montes De Oca	4.46	2-5	8	8	0	0/0	0	38.1	27	24	19	26	35	8	1	2	.209	4	6	0	4	5
26 Michael Plassmeyer	7.92	1-1	11	5	0	0/0	1	25.0	38	23	22	3	24	4	0	7	.345	1	5	1	0	1

44 Luke Boyster	0.00	0-0	2	0	0	0/0	0	3.1	1	0	0	1	7	0	0	0	.091	0	1	0	0	0
27 Nolan Gromacki	1.29	0-0	8	0	0	0/0	0	7.0	3	1	1	4	8	2	0	0	.120	1	0	0	0	0
48 Ryan Lee	3.86	0-0	3	0	0	0/0	0	2.1	6	1	1	3	0	1	0	0	.600	1	0	0	0	1
35 Cameron Dulle	4.15	0-0	4	0	0	0/0	0	4.1	7	4	2	3	6	0	0	0	.350	0	1	0	0	0
2 Andy Toelken	5.56	1-1	6	2	0	0/0	0	11.1	17	9	7	5	7	3	0	1	.340	1	2	0	0	1
40 Ty Shoaff	8.44	0-0	6	0	0	0/0	0	5.1	5	5	5	3	8	0	0	2	.250	0	0	1	0	0
28 Liam Carter	9.00	0-0	1	0	0	0/0	0	1.0	1	1	1	0	1	0	1	0	.250	0	0	0	0	0
4 Brian Sharp	27.00	0-0	1	0	0	0/0	0	0.2	2	2	2	1	0	1	0	0	.667	0	0	0	1	0
Totals	3.69	14-16	30	30	6	3/1	4	268.0	235	137	110	89	235	42	6	21	.236	11	38	3	10	16
Opponents	3.45	16-14	30	30	2	1/1	11	269.0	215	124	103	120	293	40	2	24	.219	22	19	2	9	7

PB - Team (5), BOND 5, Opp (6). Pickoffs - Team (1), BOND 1, Opp (4). SBA/ATT - BOND (21-25), MONTES (13-15), HOUCK (4-8), MOMPIERRE (3-6), SIKKEMA (4-5), BARTLETT (1-2), DULLE (1-1), PLASSMEYER (0-1), SHOAFF (0-1), GROMACKI (1-1).



2017 HITTING STATISTICS

Date	Opponent	Score (W/L)	AB	R	H	RBI	2B	3B	HR	BB	IBB	SB	CS	HBP	SAC	SF	GDP	K	PO	A	E	Avg.
2/17	E. Michigan	6-2 (L)	37	2	11	2	2	0	0	4	0	0	1	0	0	0	0	9	27	12	1	.297
2/18	E. Michigan	27-9 (W)	43	27	22	26	7	2	1	12	0	1	0	4	0	4	1	5	27	17	4	.412
2/18	E. Michigan	6-5 (W)	28	6	9	5	0	0	0	8	0	1	2	1	1	1	0	4	27	13	6	.389
2/19	E. Michigan	7-2 (W)	36	7	14	5	3	1	1	4	0	1	0	3	1	1	0	7	27	17	0	.389
2/23	TAMU CC	7-6 (W)	38	7	13	7	3	0	2	5	0	0	2	0	2	0	0	10	27	13	3	.389
2/24	Houston	4-2 (W)	30	4	7	3	3	0	0	2	0	1	1	1	1	1	0	13	27	13	1	.358
2/25	TAMU CC	9-0 (W)	40	9	15	8	5	1	0	6	0	2	0	0	0	0	1	9	27	10	1	.361
2/26	Illinois	7-6 (W)	38	7	11	5	5	0	0	4	0	0	0	0	0	0	1	14	27	8	1	.352
3/3	UIC	7-2 (W)	30	7	8	5	1	0	1	5	0	1	1	1	0	1	1	9	27	10	1	.344
3/4	UIC	6-4 (W)	31	6	10	3	3	0	0	5	0	4	0	0	0	1	3	4	27	7	1	.342
3/5	UIC	11-10 (W)	34	11	11	11	1	0	4	5	0	0	0	0	0	0	1	6	27	9	4	.340
3/7	E. Illinois	10-1 (W)	40	10	15	10	3	0	1	3	0	1	0	0	0	0	0	10	27	9	0	.344
3/8	W. Carolina	7-6 (W)	36	7	12	7	5	1	2	7	1	0	0	1	2	1	1	7	30	12	2	.343
3/10	App State	4-0 (W)	33	4	8	3	1	0	0	7	0	3	1	0	0	0	0	9	27	11	3	.336
3/11	App State	7-1 (W)	26	7	7	6	1	0	0	6	0	3	2	1	1	3	0	11	27	11	0	.333
3/12	App State	3-2 (W)	32	3	10	3	1	0	2	5	1	1	1	0	1	0	1	6	27	12	1	.332
3/14	Chicago St.	CANCELED																				
3/15	Chicago St.	7-6 (W)	49	7	13	7	2	0	0	14	0	9	1	0	0	7	0	7	39	17	7	.326
3/17	Alabama	3-0 (W)	28	3	3	3	0	0	1	13	0	1	0	0	0	1	0	14	27	7	2	.316
3/18	Alabama	7-4 (W)	34	7	12	6	1	1	0	8	0	2	0	0	0	2	3	6	27	8	0	.318
3/19	Alabama	9-5 (W)	39	9	12	8	1	0	0	5	0	7	0	1	0	1	0	7	27	11	1	.318
3/21	Little Rock	11-8 (W)	29	11	6	11	0	1	0	11	0	1	0	2	1	1	0	9	27	15	2	.313
3/24	Arkansas	9-2 (L)	33	2	7	2	1	0	1	2	0	0	1	0	0	0	0	11	27	13	2	.309
3/25	Arkansas	7-2 (W)	36	7	11	6	2	0	3	2	0	2	0	0	0	0	0	14	27	13	1	.309
3/26	Arkansas	9-8 (L)	36	8	11	6	2	0	0	9	0	1	0	0	0	1	0	8	27	10	3	.309
3/28	SEMO	6-5 (L)	32	5	9	5	1	0	0	2	0	0	2	2	2	2	0	6	27	13	0	.308
3/31	Florida	4-3 (L)	33	3	7	3	3	0	0	1	0	1	0	3	1	0	0	8	27	12	1	.304
4/1	Florida	2-1 (L)	29	1	3	1	1	0	0	3	0	1	0	0	0	0	0	4	27	13	0	.298
4/2	Florida	2-1 (L)	31	1	7	0	1	0	0	1	0	0	0	1	0	0	2	7	27	15	0	.296
4/4	Illinois	5-3 (L)	32	3	6	3	0	0	3	2	0	0	0	2	0	0	1	10	27	8	0	.292
4/6	Georgia	3-0 (L)	31	0	3	0	0	0	0	2	0	0	0	0	0	0	0	17	24	11	1	.286
4/7	Georgia	8-5 (W)	33	8	6	7	0	0	1	4	0	3	0	1	1	0	0	11	27	9	1	.283
4/8	Georgia	6-1 (W)	33	6	8	6	1	0	1	8	0	2	2	0	0	0	1	12	27	10	2	.282
4/11	Pine Bluff	13-1 (W)	36	13	14	13	6	1	1	6	0	6	1	0	0	0	1	4	27	9	1	.285
4/12	Pine Bluff	15-6 (W)	37	15	14	10	1	1	2	8	0	5	1	0	0	1	1	2	27	12	2	.288
4/14	Kentucky	5-2 (L)	34	2	8	2	0	0	2	1	0	1	1	0	0	0	0	12	27	13	2	.287
4/15	Kentucky	9-8 (W)	33	9	12	9	2	0	5	5	0	1	1	1	0	0	1	12	27	9	0	.289
4/16	Kentucky	6-1 (L)	30	1	4	1	0	0	1	2	0	0	0	1	0	0	1	8	27	16	1	.285
4/18	MO State	5-3 (L)	36	3	10	3	2	0	0	1	0	1	0	0	1	1	1	10	27	11	2	.285
4/21	Ole Miss	9-3 (W)	34	9	7	8	4	0	2	4	0	1	0	2	1	0	0	10	27	19	0	.283
4/22	Ole Miss	3-1 (L)	29	1	3	1	1	0	1	6	0	2	0	0	0	0	0	12	24	4	0	.279
4/23	Ole Miss	9-6 (L)	37	6	12	5	5	0	0	3	0	1	1	0	0	1	0	6	24	6	2	.280
4/25	MO State	5-1 (L)	31	1	4	1	1	0	0	0	0	0	0	1	0	0	1	7	24	4	0	.277
4/28	Texas A&M	11-1 (L)	29	1	4	1	1	0	0	3	0	1	1	0	1	0	0	9	27	10	3	.274
4/29	Texas A&M	7-1 (L)	32	1	5	0	0	0	0	3	0	1	1	1	0	0	0	12	27	13	2	.272
4/30	Texas A&M	7-2 (L)	31	2	4	2	0	0	1	1	0	0	2	1	0	0	0	13	27	12	2	.269
5/2	Murray State	11-1 (W)	35	11	13	10	4	0	1	4	0	1	1	3	0	1	0	4	27	9	0	.271
5/5	Vanderbilt	5-2 (L)	36	2	10	2	1	0	1	3	0	0	1	1	0	0	0	9	24	9	2	.271
5/6	Vanderbilt	2-1 (W)	37	2	7	2	2	0	0	1	0	0	0	1	1	1	1	14	36	19	0	.269
5/7	Vanderbilt	14-5 (L)	27	5	4	5	0	0	0	4	0	0	1	3	1	1	1	7	24	6	1	.267
5/12	S. Carolina	4-3 (L)	33	3	6	2	2	1	0	3	0	0	1	0	0	0	0	11	27	9	1	.182
5/13	S. Carolina	5-3 (W)	31	5	8	5	3	0	1	3	0	2	0	1	0	0	0	10	27	12	2	.258
5/14	S. Carolina	5-3 (W)	28	5	7	4	1	0	1	5	0	0	1	0	0	0	1	9	27	13	0	.250
5/16	E. Kentucky	13-4 (W)	34	13	10	12	2	1	1	7	0	0	0	2	0	1	1	7	27	13	1	.294
5/18	Tennessee	5-0 (W)	33	5	5	4	0	0	1	1	0	0	0	0	1	0	0	9	27	8	1	.152
5/19	Tennessee	2-0 (W)	33	2	6	2	1	0	1	1	0	0	0	0	0	0	0	6	27	15	1	.182
5/20	Tennessee	8-2 (W)	38	8	13	8	4	0	0	4	0	1	1	1	0	1	0	5	27	6	1	.342
5/23	Texas A&M	12-7 (W)	38	12	11	11	2	0	3	7	0	3	0	2	2	0	1	5	26	9	1	.289
5/24	LSU	10-3 (L)	35	3	8	3	0	0	2	3	0	0	0	0	0	0	1	5	24	9	2	.229
5/25	S. Carolina	10-2 (L)	36	2	6	2	4	0	1	4	0	0	0	0	0	0	0	12	27	15	1	.167
			1993	347	522	311	108	11	52	277	2	76	32	45	22	30	29	514	1595	659	79	.262

2017 PITCHING STATISTICS

Date	Opponent	Score (W/L)	IP	H	R	ER	BB	SO	2B	3B	HR	WP	BK	HBP	DP	IBB	W-L	SV	ERA
2/17	E. Michigan	6-2 (L)	9.0	10	6	5	3	12	1	0	0	0	1	0	1	0	0-1	0	5.00
2/18	E. Michigan	27-9 (W)	9.0	11	9	5	7	7	2	0	0	2	1	0	0	0	1-1	0	5.00
2/18	E. Michigan	6-5 (W)	9.0	7	5	1	3	10	2	0	0	1	0	3	0	1	2-1	0	3.67
2/19	E. Michigan	7-2 (W)	9.0	7	2	2	3	7	1	0	0	1	0	0	0	0	3-1	0	3.25
2/23	TAMU CC	7-6 (W)	9.0	10	6	4	7	8	3	0	0	1	0	0	3	0	4-1	0	3.40
2/24	Houson	4-2 (W)	9.0	7	2	2	0	7	1	0	2	0	0	2	2	0	5-1	1	3.17
2/25	TAMU CC	9-0 (W)	9.0	1	0	0	0	15	0	0	0	0	0	0	0	0	6-1	1	2.71
2/26	Illinois	7-6 (W)	9.0	11	6	5	4	14	0	0	2	0	0	0	0	0	7-1	1	3.00
3/3	UIC	7-2 (W)	9.0	5	2	1	0	12	2	0	0	0	0	4	0	0	8-1	1	2.78
3/4	UIC	6-4 (W)	9.0	7	4	3	1	13	1	0	0	0	1	1	0	0	9-1	1	2.80
3/5	UIC	11-10 (W)	9.0	14	10	9	2	6	2	0	3	1	0	1	0	0	10-1	1	3.36
3/7	E. Illinois	10-1 (W)	9.0	4	1	1	2	12	0	0	0	1	0	3	1	0	11-1	1	3.17
3/8	W. Carolina	7-6 (W)	10.0	8	6	5	4	8	4	0	0	1	1	1	1	0	12-1	1	3.20
3/10	App State	4-0 (W)	9.0	4	0	0	3	8	1	0	0	1	0	1	0	0	13-1	2	2.98
3/11	App State	7-1 (W)	9.0	3	1	1	3	11	0	0	0	0	0	1	2	0	14-1	2	2.85
3/12	App State	3-2 (W)	9.0	3	2	2	2	8	0	0	1	0	0	0	0	0	15-1	2	2.79
3/14	Chicago State	CANCELED																	
3/15	Chicago State	7-6 (W)	13.0	9	6	3	5	16	3	0	1	0	0	0	2	0	16-1	2	2.73
3/17	Alabama	3-0 (W)	9.0	2	0	0	4	14	1	0	0	0	0	1	1	0	17-1	3	2.59
3/18	Alabama	7-4 (W)	9.0	7	4	4	2	5	2	0	1	1	0	0	0	0	18-1	3	2.66
3/19	Alabama	9-5 (W)	9.0	9	5	3	8	11	3	0	0	1	0	2	1	0	19-1	4	2.68
3/21	Little Rock	11-8 (W)	9.0	7	8	5	5	6	1	1	0	2	0	1	1	0	20-1	5	2.78
3/24	Arkansas	9-2 (L)	9.0	14	9	7	3	12	1	1	0	1	0	1	0	0	20-2	5	2.97
3/25	Arkansas	7-2 (W)	9.0	8	2	2	3	7	1	0	1	0	1	1	1	0	21-2	5	2.93
3/26	Arkansas	9-8 (L)	9.0	12	9	4	0	9	1	0	3	0	0	0	0	0	21-3	5	2.97
3/28	SEMO	6-5 (L)	9.0	9	6	6	5	11	3	0	1	1	0	1	0	0	21-4	5	3.09
3/31	Florida	4-3 (L)	9.0	9	4	3	2	9	1	0	1	0	0	3	1	0	21-5	5	3.09
4/1	Florida	2-1 (L)	9.0	8	2	2	1	4	1	0	1	0	0	1	2	0	21-6	5	3.05
4/2	Florida	2-1 (L)	9.0	5	2	2	3	5	2	0	1	0	0	1	4	0	21-7	5	3.01
4/4	Illinois	5-3 (L)	9.0	7	5	5	6	11	1	0	3	0	0	0	0	1	21-8	5	3.08
4/6	Georgia	3-0 (L)	8.0	6	3	3	1	5	1	1	1	2	0	1	1	0	21-9	5	3.09
4/7	Georgia	8-5 (W)	9.0	14	5	4	5	8	2	0	0	0	0	0	1	0	22-9	5	3.12
4/8	Georgia	6-1 (W)	9.0	4	1	1	5	9	1	0	0	2	0	1	0	0	23-9	6	3.05
4/11	Pine Bluff	13-1 (W)	9.0	2	1	1	1	7	1	0	0	0	0	1	0	0	24-9	6	2.99
4/12	Pine Bluff	15-6 (W)	9.0	5	6	6	8	6	0	0	1	1	0	1	1	0	25-9	6	3.08
4/14	Kentucky	5-2 (L)	9.0	6	5	2	2	8	1	0	1	0	1	3	1	0	25-10	6	3.05
4/15	Kentucky	9-8 (W)	9.0	9	8	8	2	5	1	0	4	0	0	2	1	0	26-10	6	3.18
4/16	Kentucky	6-1 (L)	9.0	8	6	5	4	8	1	0	0	1	0	3	2	0	26-11	6	3.23
4/18	MO State	5-3 (L)	9.0	6	5	3	4	9	2	0	1	0	0	1	0	1	26-12	6	3.23
4/21	Ole Miss	9-3 (W)	9.0	10	3	2	0	3	0	0	0	0	0	0	4	0	27-12	6	3.19
4/22	Ole Miss	3-1 (L)	8.0	5	3	3	3	7	1	0	0	0	0	2	0	0	27-13	6	3.20
4/23	Ole Miss	9-6 (L)	8.0	9	9	8	7	6	2	0	1	2	0	0	2	0	27-14	6	3.32
4/25	MO State	5-1 (L)	8.0	9	5	5	4	5	1	0	3	0	0	1	0	0	27-15	6	3.37
4/28	Texas A&M	11-1 (L)	9.0	14	11	6	4	15	0	1	1	0	1	2	0	0	27-16	6	3.43
4/29	Texas A&M	7-1 (L)	9.0	11	7	6	1	8	3	0	0	0	0	2	1	0	27-17	6	3.49
4/30	Texas A&M	7-2 (L)	9.0	8	7	7	4	11	1	1	1	1	0	3	0	0	27-18	6	3.57
5/2	Murray State	11-1 (W)	9.0	6	0	0	3	9	1	0	0	0	0	0	0	0	28-18	6	3.49
5/5	Vanderbilt	5-2 (L)	8.0	5	5	4	5	6	2	1	0	0	0	1	1	0	28-19	6	3.51
5/6	Vanderbilt	2-1 (W)	12.0	7	1	1	2	12	0	0	0	0	0	1	1	0	29-19	6	3.43
5/7	Vanderbilt	14-5 (L)	8.0	15	14	12	6	8	6	1	0	0	0	3	1	0	29-20	6	3.62
5/12	S. Carolina	4-3 (L)	9.0	7	4	4	1	9	4	0	1	0	0	0	0	3-4	29-21	0	4.00
5/13	S. Carolina	5-3 (W)	9.0	5	3	3	1	10	1	0	2	0	0	2	0	5-3	30-21	0	3.00
5/14	S. Carolina	5-3 (W)	9.0	8	3	3	5	4	1	0	0	0	0	0	0	5-3	31-21	1	3.00
5/16	E. Kentucky	13-4 (W)	9.0	8	4	4	5	8	1	0	1	2	1	2	0	13-4	32-21	0	4.00
5/18	Tennessee	5-0 (W)	9.0	4	0	0	0	7	0	0	0	0	0	1	0	5-0	33-21	0	0.00
5/19	Tennessee	2-0 (W)	9.0	1	0	0	2	2	0	0	0	0	0	0	0	2-0	34-21	0	0.00
5/20	Tennessee	8-2 (W)	9.0	5	2	1	3	8	1	0	1	0	0	1	0	8-2	35-21	0	1.00
5/23	Texas A&M	12-7 (W)	8.2	9	7	6	5	9	2	0	0	1	0	3	0	12-7	36-21	0	6.23
5/24	LSU	10-3 (L)	8.0	11	10	9	5	5	2	0	1	0	0	2	0	3-10	36-22	0	10.13
5/25	South Carolina	10-2 (L)	9.0	14	10	9	3	10	1	0	4	1	0	1	0	2-10	36-23	0	9.00
			5312	449	272	217	192	505	81	7	45	27	8	69	3	347-272	36-23	7	3.67



2017 MISCELLANEOUS STATISTICS

2017 INNING-BY-INNING SUMMARY

	1	2	3	4	5	6	7	8	9	EX	Total
Mizzou	59	32	44	45	41	34	30	38	17	5	345
Opponents	37	29	33	31	42	26	21	25	16	2	262

2017 MULTI-HIT GAMES

Name	2	3	4	5+	Total
Misner, Kameron	14	4	-	-	18
Bond, Brett	11	3	2	1	17
Brumfield, Connor	11	4	-	1	16
Glendinning, Robbie	13	3	-	-	16
Harris, Trey	11	1	-	-	12
Cornelius, Chris	8	4	-	-	12
Sharp, Brian	8	3	-	-	11
McGuire, Kirby	11	-	-	-	11
Mompierre, Nelson	7	1	-	-	8
Samples, Alex	7	-	-	-	7
Berler, Matt	5	1	-	-	6
Balsamo, Johnny	1	-	-	-	1
TEAM	107	24	2	2	135

2017 MULTI-RBI GAMES

Name	2	3	4	5+	Total
Bond, Brett	10	2	-	-	12
Harris, Trey	3	3	3	1	10
Cornelius, Chris	9	1	-	-	10
Brumfield, Connor	5	3	-	-	8
Glendinning, Robbie	6	-	-	1	7
Misner, Kameron	5	-	2	-	7
Mompierre, Nelson	4	-	-	1	5
Samples, Alex	3	1	-	-	4
Sharp, Brian	4	-	-	-	4
Berler, Matt	3	-	1	-	4
Nelson, Ian	2	-	-	-	2
McGuire, Kirby	1	-	-	-	1
TEAM	55	10	6	3	74

2017 HITTING/REACHED BASE STREAKS

Hitting			Reached Base		
Name	Longest	Current*	Name	Longest	Current*
Sharp, Brian	10	-	Brumfield, Connor	24	4
Brumfield, Connor	10	3	Sharp, Brian	19	-
Harris, Trey	10	1	Bond, Brett	15	4
Samples, Alex	8	1	Glendinning, Robbie	14	1
McGuire, Kirby	7	-	Harris, Trey	14	1
Glendinning, Robbie	7	-	Misner, Kameron	13	9
Misner, Kameron	6	2	Mompierre, Nelson	11	2
Bond, Brett	5	-	Samples, Alex	8	1
Cornelius, Chris	5	5	McGuire, Kirby	8	-
Berler, Matt	4	-	Berler, Matt	8	-
Mompierre, Nelson	4	2	Balsamo, Johnny	6	-
Balsamo, Johnny	3	-	Cornelius, Chris	5	5
Nelson, Ian	2	-	Nelson, Ian	2	-
Lewis, AJ	1	-	Lewis, AJ	1	-
Del Rio, Alex	1	-	Del Rio, Alex	1	-
			Painter, Armaan	1	-

IN 2017, MIZZOU WAS...

Overall	36-23
Conference	14-16
Non-Conference	22-6
Home games	19-13
Away games	10-6
Neutral site	7-4
Day games	23-12
Night games	13-11
vs Left starter	11-4
vs Right starter	25-19
1-Run games	9-6
2-Run games	5-3
5+Run games	16-8
Extra innings	3-0
Shutouts	6-1
Scoring 0-2 runs	2-14
3-5 runs	7-7
6-9 runs	18-2
10+ runs	9-0
Opponent 0-2 runs	17-2
3-5 runs	9-9
6-9 runs	9-8
10+ runs	1-4
Scored in 1st inning	19-3
Opp. scored in 1st	12-9
Scores first	26-7
Opp. scores first	10-16
After 6 leading	29-0
trailing	5-20
tied	2-3
After 7 leading	31-0
trailing	3-21
tied	2-2
After 8 leading	31-0
trailing	2-23
tied	3-0
Hit 0 home runs	13-14
1 home run	14-6
2+ home runs	9-3
Opponent hit 0 home runs	13-14
Opponent hit 1 home run	14-5
Opponent hit 2+ home runs	9-4
Made 0 errors	10-6
1 error	15-4
2+ errors	11-10
Opp. made 0 errors	10-8
Opp. 1 error	10-8
Opp. 2+ errors	16-7
Out-hit opponent	28-6
Out-hit by opponent	5-16
Hits are tied	3-1
In Doubleheader	2-2
In Four-Game Series	3-1
In Three-Game Series	17-16
In Two-Game Series	2-0
On Mondays	0-0
On Tuesdays	7-3
On Wednesdays	3-1
On Thursdays	1-4
On Fridays	6-8
On Saturdays	11-2
On Sundays	6-7
In February	7-1
In March	14-4
In April	6-12
In May	9-6
In June	0-0
vs. Teams from Missouri	0-3



2017 STARTERS BY BATTING ORDER

LEADOFF:

8 Connor Brumfield	51 (32-19)
23 Johnny Balsamo	3 (2-1)
30 Kameron Misner	2 (0-2)
7 Kirby McGuire	1 (1-0)
10 Matt Berler	1 (1-0)

2ND SPOT:

7 Kirby McGuire	15 (6-9)
9 Robbie Glendinning	12 (10-2)
22 Trey Harris	11 (5-6)
24 Chris Cornelius	8 (7-1)
30 Kameron Misner	7 (3-4)
8 Connor Brumfield	2 (2-0)
10 Matt Berler	2 (2-0)
23 Johnny Balsamo	1 (1-0)

3RD SPOT:

30 Kameron Misner	18 (13-5)
22 Trey Harris	16 (6-10)
9 Robbie Glendinning	14 (11-3)
4 Brian Sharp	4 (2-2)
3 Alex Samples	4 (4-0)
8 Connor Brumfield	1 (0-1)
5 Brett Bond	1 (0-1)

CLEANUP:

5 Brett Bond	41 (28-13)
9 Robbie Glendinning	5 (1-4)
12 Nelson Mompierre	4 (2-2)
3 Alex Samples	4 (3-1)
22 Trey Harris	2 (1-1)
4 Brian Sharp	2 (1-1)

5TH SPOT:

30 Kameron Misner	16 (11-5)
22 Trey Harris	11 (10-1)
4 Brian Sharp	11 (4-7)
3 Alex Samples	5 (3-2)
12 Nelson Mompierre	5 (3-2)
9 Robbie Glendinning	4 (2-2)
5 Brett Bond	3 (1-2)
1 A.J. Lewis	2 (1-1)
10 Matt Berler	1 (1-0)

6TH SPOT:

4 Brian Sharp	11 (9-2)
3 Alex Samples	11 (5-6)
9 Robbie Glendinning	11 (3-8)
30 Kameron Misner	8 (7-1)
5 Brett Bond	5 (3-2)
7 Kirby McGuire	5 (4-1)
12 Nelson Mompierre	3 (2-1)
22 Trey Harris	2 (2-0)
24 Chris Cornelius	2 (1-1)

7TH SPOT:

3 Alex Samples	15 (10-5)
4 Brian Sharp	10 (4-6)
10 Matt Berler	7 (6-1)
24 Chris Cornelius	7 (5-2)
7 Kirby McGuire	4 (2-2)
22 Trey Harris	4 (4-0)
30 Kameron Misner	4 (2-2)
12 Nelson Mompierre	3 (0-3)
9 Robbie Glendinning	2 (2-0)
23 Johnny Balsamo	1 (0-1)
1 A.J. Lewis	1 (1-0)

8TH SPOT:

24 Chris Cornelius	10 (4-6)
12 Nelson Mompierre	10 (9-1)
4 Brian Sharp	9 (7-2)
6 Ian Nelson	6 (2-4)
10 Matt Berler	5 (4-1)
9 Robbie Glendinning	4 (1-3)
5 Brett Bond	3 (1-2)
9 Robbie Glendinning	3 (1-2)
3 Alex Samples	7 (5-2)
7 Kirby McGuire	2 (2-0)

9TH SPOT:

24 Chris Cornelius	27 (16-11)
7 Kirby McGuire	7 (3-4)
10 Matt Berler	10 (7-3)
22 Trey Harris	3 (3-0)
6 Ian Nelson	3 (1-2)
30 Kameron Misner	2 (0-2)
36 Cole Bartlett	2 (1-1)
12 Nelson Mompierre	1 (1-0)
9 Robbie Glendinning	1 (1-0)
4 Brian Sharp	1 (0-1)
3 Alex Samples	1 (1-0)

2017 STARTERS BY POSITION

PITCHER:

11 Tanner Houck	14 (7-7)
43 B. Montes De Oca	12 (6-6)
2 Andy Toelken	11 (7-4)
26 Michael Plassmeyer	10 (9-1)
36 Cole Bartlett	4 (2-2)
28 Liam Carter	3 (3-0)
17 TJ Sikkema	3 (1-2)
48 Ryan Lee	1 (1-0)

CATCHER:

5 Brett Bond	44 (24-20)
12 Nelson Mompierre	14 (12-2)

FIRST BASE:

4 Brian Sharp	46 (26-20)
10 Matt Berler	11 (9-2)
30 Kameron Misner	1 (1-0)

SECOND BASE:

9 Robbie Glendinning	37 (18-19)
10 Matt Berler	13 (11-2)
24 Chris Cornelius	7 (6-1)
6 Ian Nelson	1 (1-0)

THIRD BASE:

3 Alex Samples	48 (32-16)
6 Ian Nelson	8 (2-6)
10 Matt Berler	2 (2-0)

SHORTSTOP:

24 Chris Cornelius	47 (27-20)
9 Robbie Glendinning	11 (9-2)

LEFT FIELD:

30 Kameron Misner	47 (31-16)
8 Connor Brumfield	7 (3-4)
7 Kirby McGuire	3 (1-2)
23 Johnny Balsamo	1 (1-0)

Hitting

AT BATS	49 - Chicago State (3/15/2017)
RUNS SCORED	27 - Eastern Michigan (2/18/2017)
HITS	22 - Eastern Michigan (2/18/2017)
RBIS	26 - Eastern Michigan (2/18/2017)
DOUBLES	7 - Eastern Michigan (2/18/2017)
TRIPLES	2 - Eastern Michigan (2/18/2017)
HOME RUNS	5 - Kentucky (4/15/2017)
WALKS	14 - Chicago State (3/15/2017)
STRIKEOUTS	17 - Georgia (4/6/2017)
SAC HITS	2 - four times
SAC FLIES	4 - Eastern Michigan (2/18/2017)
STOLEN BASES	9 - Chicago State (3/15/2017)
HIT BY PITCH	4 - Eastern Michigan (2/18/2017)
CAUGHT STEALING	2 - five times
HIT INTO DP	3 - Illinois-Chicago (3/4/2017); Alabama (3/18/2017)

Fielding

PUTOUTS	39 - Chicago State (3/15/2017)
ASSISTS	19 - Ole Miss (4/21/2017); Vanderbilt (5/6/2017)
ERRORS	7 - Chicago State (3/15/2017)
PASSED BALLS	1 - five times
DPS TURNED	4 - twice

Pitching

INNINGS PITCHED	13.0 - Chicago State (3/15/2017)
RUNS ALLOWED	14 - Vanderbilt (5/7/2017)
EARNED RUNS	12 - Vanderbilt (5/7/2017)
WALKS ALLOWED	8 - twice
STRIKEOUTS	16 - Chicago State (3/15/2017)
HITS ALLOWED	15 - Vanderbilt (5/7/2017)
DOUBLES ALLOWED	6 - Vanderbilt (5/7/2017)
TRIPLES ALLOWED	1 - five times
HOME RUNS ALLOWED	4 - twice
WILD PITCHES	2 - five times
HIT BATTERS	4 - Illinois-Chicago (3/3/2017)

CENTER FIELD:

8 Connor Brumfield	44 (29-15)
7 Kirby McGuire	11 (5-6)
23 Johnny Balsamo	3 (2-1)

RIGHT FIELD:

22 Trey Harris	42 (25-17)
7 Kirby McGuire	12 (8-4)
8 Connor Brumfield	3 (2-1)
30 Kameron Misner	1 (1-0)

DESIGNATED HITTER:

12 Nelson Mompierre	12 (5-7)
5 Brett Bond	9 (9-0)
30 Kameron Misner	8 (3-5)
7 Kirby McGuire	8 (4-4)
22 Trey Harris	7 (6-1)
9 Robbie Glendinning	5 (4-1)
1 A.J. Lewis	4 (2-2)
4 Brian Sharp	2 (2-0)
36 Cole Bartlett	2 (1-1)
23 Johnny Balsamo	1 (0-1)



2017 MIZZOU HITTING LEADERS

Hitting minimums - 1.0 AB/Game

Batting avg

Mompierre, Nelson	327
Bond, Brett	307
McGuire, Kirby	291
Misner, Kameron	282
Glendinning, Robbie	274

Slugging pct

Mompierre, Nelson	510
Harris, Trey	508
Bond, Brett	507
Glendinning, Robbie	463
Misner, Kameron	446

On base pct

Mompierre, Nelson	427
McGuire, Kirby	388
Harris, Trey	388
Glendinning, Robbie	386
Bond, Brett	385

Runs scored

Bond, Brett	41
Misner, Kameron	39
Brumfield, Connor	37
Glendinning, Robbie	36
Harris, Trey	35

Hits

Bond, Brett	66
Misner, Kameron	60
Brumfield, Connor	59
Glendinning, Robbie	55
Harris, Trey	49

Runs batted in

Harris, Trey	48
Bond, Brett	45
Misner, Kameron	34
Cornelius, Chris	31
Glendinning, Robbie	30

Doubles

Bond, Brett	13
Glendinning, Robbie	13
Cornelius, Chris	12
Misner, Kameron	12
Sharp, Brian	11

Triples

Brumfield, Connor	3
Cornelius, Chris	3
Glendinning, Robbie	2
Nelson, Ian	1
Misner, Kameron	1

Home runs

Harris, Trey	12
Bond, Brett	10
Misner, Kameron	7
Glendinning, Robbie	7
Mompierre, Nelson	4

Total bases

Bond, Brett	109
Misner, Kameron	95
Glendinning, Robbie	93
Harris, Trey	93
Brumfield, Connor	77

Walks

Glendinning, Robbie	35
Brumfield, Connor	33
Harris, Trey	32
Sharp, Brian	31
Bond, Brett	25

Hit by pitch

Berler, Matt	7
Harris, Trey	6
Brumfield, Connor	5
McGuire, Kirby	5
Misner, Kameron	4

Sac bunts

Cornelius, Chris	6
Brumfield, Connor	3
Misner, Kameron	3
Harris, Trey	3
McGuire, Kirby	2

Sac flies

Cornelius, Chris	5
Sharp, Brian	5
Samples, Alex	4
Brumfield, Connor	3
Bond, Brett	3

Stolen bases

Misner, Kameron	17
Brumfield, Connor	11
McGuire, Kirby	10
Harris, Trey	9
Glendinning, Robbie	8

Caught stealing

Brumfield, Connor	6
Misner, Kameron	5
McGuire, Kirby	4
Sharp, Brian	4
Harris, Trey	3

Steal attempts

Misner, Kameron	22
Brumfield, Connor	17
McGuire, Kirby	14
Harris, Trey	12
Glendinning, Robbie	10

Stolen base pct

Berler, Matt	1.000
Balsamo, Johnny	.800
Misner, Kameron	.773
Harris, Trey	.750
McGuire, Kirby	.714

Strikeouts

Glendinning, Robbie	62
Bond, Brett	57
Sharp, Brian	57
Misner, Kameron	55
Cornelius, Chris	50

Grounded into DP

Cornelius, Chris	5
Harris, Trey	5
Misner, Kameron	3
Bond, Brett	3
Glendinning, Robbie	3

At bats

Brumfield, Connor	217
Bond, Brett	215
Misner, Kameron	213
Glendinning, Robbie	201
Harris, Trey	183

Games played

Misner, Kameron	58
Bond, Brett	58
Glendinning, Robbie	56
Samples, Alex	56
Brumfield, Connor	55

Game starts

Misner, Kameron	58
Brumfield, Connor	55
Cornelius, Chris	55
Bond, Brett	54
Glendinning, Robbie	54

Games as sub

Balsamo, Johnny	27
Nelson, Ian	18
Lewis, A.J.	13
Mompierre, Nelson	12
Berler, Matt	11
Painter, Armaan	11



2017 MIZZOU PITCHING LEADERS

Pitching minimums - 0.2 IP/Game

Earned run avg

Sikkema, T.J.	2.72
Toelken, Andy	2.82
Lee, Ryan	2.87
Bartlett, Cole	3.19
Houck, Tanner	3.33

Opposing bat avg

Montes De Oca, Bryce	.000
Sharp, Brian	.133
Stoll, Evan	.143
Sikkema, T.J.	.186
Gromacki, Nolan	.197

Won-loss pct

Sharp, Brian	100
Carter, Liam	100
Plassmeyer, Michael	100
Sikkema, T.J.	.80
Bartlett, Cole	66.7

Wins

Sikkema, T.J.	8
Bartlett, Cole	6
Toelken, Andy	5
Plassmeyer, Michael	5
Houck, Tanner	4

Losses

Houck, Tanner	7
Montes De Oca, Bryce	5
Bartlett, Cole	3
Toelken, Andy	3
Sikkema, T.J.	2

Saves

Sikkema, T.J.	4
Sharp, Brian	1
Plassmeyer, Michael	1
Gromacki, Nolan	1

Innings pitched

Houck, Tanner	94.2
Sikkema, T.J.	79.1
Bartlett, Cole	79.0
Toelken, Andy	70.1
Montes De Oca, Bryce	60.2

Batters struck out

Houck, Tanner	95
Sikkema, T.J.	81
Montes De Oca, Bryce	60
Plassmeyer, Michael	54
Bartlett, Cole	53

Appearances

Sikkema, T.J.	22
Gromacki, Nolan	22
Bartlett, Cole	19
Plassmeyer, Michael	19
Toelken, Andy	16

Games started

Houck, Tanner	14
Montes De Oca, Bryce	12
Toelken, Andy	11
Plassmeyer, Michael	10
Bartlett, Cole	5

Games in relief

Gromacki, Nolan	22
Sikkema, T.J.	19
Shoaff, Ty	15
Bartlett, Cole	14
Dulle, Cameron	12

Wild pitches

Montes De Oca, Bryce	6
Houck, Tanner	5
Bartlett, Cole	4
Lee, Ryan	3
Boyster, Luke	2

Hits allowed

Montes De Oca, Bryce	43
Sikkema, T.J.	52
Plassmeyer, Michael	58
Toelken, Andy	59
Bartlett, Cole	76

Runs allowed

Sikkema, T.J.	26
Toelken, Andy	31
Plassmeyer, Michael	33
Montes De Oca, Bryce	40
Bartlett, Cole	41

Earned runs allowed

Toelken, Andy	22
Sikkema, T.J.	24
Bartlett, Cole	28
Montes De Oca, Bryce	29
Plassmeyer, Michael	29

Walks allowed

Plassmeyer, Michael	8
Sikkema, T.J.	18
Bartlett, Cole	22
Toelken, Andy	24
Houck, Tanner	24

2017 MIZZOU FIELDING LEADERS

Fielding pct

Boyster, Luke	1.000
Carter, Liam	1.000
Dulle, Cameron	1.000
Montes De Oca, Bryce	1.000
Stoll, Evan	1.000

Chances

Sharp, Brian	441
Bond, Brett	421
Glendinning, Robbie	245
Cornelius, Chris	222
Berler, Matt	192

Putouts

Sharp, Brian	397
Bond, Brett	373
Berler, Matt	146
Brumfield, Connor	126
Mompierre, Nelson	116

Assists

Glendinning, Robbie	141
Cornelius, Chris	135
Samples, Alex	105
Berler, Matt	44
Bond, Brett	39

Errors

Cornelius, Chris	16
Glendinning, Robbie	15
Bond, Brett	9
Samples, Alex	9
Sharp, Brian	7

Fielding double plays

Glendinning, Robbie	37
Sharp, Brian	34
Cornelius, Chris	33
Berler, Matt	19
Samples, Alex	5

Stolen bases against

Bond, Brett	35
Montes De Oca, Bryce	17
Mompierre, Nelson	11
Houck, Tanner	9
Bartlett, Cole	5

Caught stealing by

Bond, Brett	11
Houck, Tanner	7
Mompierre, Nelson	5
Sikkema, T.J.	4
Toelken, Andy	4



MIZZOU GAME RECORDS

INDIVIDUAL BATTING/FIELDING

Most At Bats: 8

Chip Hale, 5/8/1971 vs. Oklahoma State
John Marquardt, 5/8/1982 vs. Kansas State

Most Runs Scored: 6

Jay Hankins, 5/19/1956 vs. Nebraska
Bill Mondrella, 2/28/1991 vs. N. Iowa
Jacob Priday, 4/19/2008 vs. Texas

Most Hits: 6

Jay Hankins, 5/19/1956 vs. Nebraska
Jeff Terrell, 5/5/1995 vs. Iowa State

Most Doubles: 4

W.T. Hoover, 5/14/1999 vs. Bradley

Most Triples: 3

Ralph Hochgrebe, 5/11/1959 vs. Kansas State
Jim Estes, 4/28/1961 vs. Kansas State
J.R. Warner, 2/26/1999 vs. Notre Dame

Most Home Runs: 4

Jacob Priday, 4/19/2008 vs. Texas

Most Total Bases: 17

Jacob Priday, 4/19/2008 vs. Texas

Most Bases on Balls: 6

Bryan Seymour, 5/9/1997 vs. Arkansas State

Most Runs Batted In: 9

Jacob Priday, 4/19/2008 vs. Texas

Most Stolen Bases: 4

Dick Dickinson, 4/19/1954 vs. Sedalia
Paul Stehr, 5/19/1956 vs. Nebraska
Conner Mach, 3/12/11 vs. LeMoyne

Most Sacrifices: 3

Bob Price, 4/20/1963 vs. Colorado

Most Putouts: 21

Cody Ehlers, 3/23/2004 vs. Wake Forest

Most Assists: 10

Torre Tyson, 5/1/1996 vs. Oklahoma
Ryan Stegall, 5/5/2001 vs. E. Kentucky

INDIVIDUAL PITCHING

Most Strikeouts: 20

Jack Stroud, 4/19/1963, vs. Colorado

No-Hitters:

Norm Stewart, 4/13/1956, vs. Arkansas
Ernie Nevers-Don Miller-Ralph Schultz,
4/10/1957, vs. Washington (Mo.)
Larry Bohannon, 4/7/1962, vs. Iowa State
Dennis Musgraves, 4/25/1964, vs. Kansas State
Steve Shockey, 4/19/1977, vs. Saint Louis
Craig Fitzpatrick, 3/8/1980, vs. Purdue
Dave Spreckels-Bob Baker, 3/15/1981, vs. Iowa
Jim Maddock, 5/3/1981, vs. Nebraska
Max Scherzer-Michael Cole, 4/1/2005, vs.
Texas Tech

TEAM BATTING/FIELDING

Most At Bats: 62

5/8/1971 vs. Oklahoma State

Most Runs: 35

1902 vs. William Jewell

Most Hits: 26

2/25/2005 vs. Navy
4/19/2008 vs. Texas

Most Doubles: 10

3/28/1997 vs. Rockhurst

Most Triples: 6

4/11/1959 vs. Kansas State
3/15/1982 vs. South Dakota State
4/19/2003 vs. Baylor

Most Home Runs: 9

4/1/1998 vs. Nebraska

Most Total Bases: 52

4/19/2008 vs. Texas

Most Bases on Balls: 18

3/20/2005 vs. North Dakota State

Most Runs Batted In: 28

4/19/2008 vs. Texas

Most Stolen Bases: 10

5/19/1956 vs. Nebraska

Most Sacrifices: 5

3/31/1956 vs. Oklahoma State
4/17/1970 vs. Oklahoma State
4/19/2003 vs. Baylor

Most Errors: 8

4/17/1954 vs. Oklahoma State
5/12/1961 vs. Colorado
4/6/1962 vs. Iowa State
3/27/16 vs. Vanderbilt

Most Putouts: 50

5/21/2013 vs. Mississippi State

Most Assists: 23

5/8/1971 vs. Oklahoma State
3/21/1987 vs. Mississippi

Most Total Chances: 72

5/8/1971 vs. Oklahoma State

Longest Game: 16.2 innings

5/21/2013 vs. Mississippi State

MIZZOU SEASON RECORDS

INDIVIDUAL PITCHING

Most Games Started: 18

Chris Robertson, 1994
Danny Hill, 2004
Nathan Culp, 2006
Aaron Crow, 2007

Most Complete Games: 11

Tom Heckman, 1981

Most Shutouts: 5

Keith Weber, 1964

INDIVIDUAL MISCELLANEOUS

Most Strikeouts: 75

Aaron Jaworowski, 1997

Most Bases on Balls: 61

Mike Rogers, 1987
Chopper Littrell, 1993

Most Times Hit-By-Pitch: 25

Brock Bond, 2007

Most Sacrifices: 11

Brannon Champagne, 2012

Most Errors: 29

Tom Ciomber, 1985

Most Putouts: 572

Aaron Jaworowski, 1996

Most Assists: 194

Gary Arndt, 2006

Most Total Chances: 583

Zach Lavy, 2015

Longest Hitting Streak: 26 games

Grant Ingram, 1994
Shane Fairbanks, 1981

Highest Slugging %: .849

Dave Silvestri, 1988

Highest On-Base %: .610

Ray Uriarte, 1958

TEAM BATTING/FIELDING

Most At Bats: 2,180, 2005**Most Runs: 573, 1988****Most Hits: 659, 1996****Most Doubles: 144, 1996****Most Triples: 44, 1976****Most Home Runs: 110, 1998****Most Total Bases: 1,093, 1986****Most Stolen Bases: 94, 2011****Most Bases on Balls: 384, 1996****Most Strikeouts: 493, 2005****Highest Batting Average: .339, 1986****Highest Slugging %: .572, 1998****Highest On-Base%: .425, 1986**

SEASON HITTING RECORDS

BATTING AVERAGE

1. Dan Reilly	.471	1960
2. Dan Rudanovich	.463	1965
3. Phil Bradley	.457	1981
4. Ralph Hochgrebe	.451	1959
5. Bob Robben	.440	1965
6. Dave Otto	.424	1985
7. Tommy Nunn	.409	1970
8. John Marquardt	.408	1983
9. Mike Rogers	.407	1986
10. Dave Silvestri	.406	1988

AT BATS

1. Tim Clark	252	1988
2. Aaron Jaworowski	249	1996
3. Derek Chambers	247	2005
4. Grant Ingram	246	1994
5. Zane Taylor	244	2006
6. Ryan Lollis	240	2009
7. Ryan Fry	240	1997
8. Ryan Fry	236	1996
9. Ryan Lollis	235	2007
10. Tom Ciombor	234	1987

HITS

1. Ryan Fry	92	1996
2. Jon Pittenger	91	1988
3. David Sanderson	89	1994
4. Dave Silvestri	89	1988
5. Grant Ingram	88	1994
6. Mike Rogers	88	1986
7. Dave Silvestri	86	1987
8. Joe Winkler	86	1991
9. Jayce Tingle	85	2003
10. Aaron Senne	84	2010
Cody Ehlers	84	2004
Marcus Adler	84	1986
Phil Bradley	84	1981

DOUBLES

1. Aaron Jaworowski	28	1996
2. Bill Mondrella	26	1992
3. Jon Pittenger	24	1988
4. Aaron Senne	22	2010
5. Ryan Stegall	22	2000
6. Jeff Terrell	22	1997
7. Aaron Wilson	21	1999
8. Ryan Fry	21	1996
9. Cody Ehlers	20	2004
Nick Rallo	20	1986
Greg Cypret	20	1977

TRIPLES

1. Cary Eades	10	1982
2. Scott Swift	9	1994
3. Frank Shellenback	9	1976
4. Tim Hawkins	8	1989
5. Dave Silvestri	8	1988
6. Zach Lavy	8	2016
7. Mike Lally	7	1976
8. Six players, last by Brent Chamberlain	6	1994

HOME RUNS

1. Ryan Fry	27	1998
2. Griffin Moore	20	1998
3. Dave Silvestri	21	1988
4. Cody Ehlers	18	2004
5. Griffin Moore	18	1997
6. Mike Rogers	17	1986
7. Aaron Senne	16	2010
8. Jacob Friday	16	2008
9. Mike Rogers	16	1987
10. Marcus Adler	16	1986
11. Dave Otto	16	1985
12. Ryan Stegall	15	2001
Jake Epstein	15	1998
Chris Wyrick	15	1992

RUNS BATTED IN

1. Aaron Jaworowski	101	1996
2. Jon Pittenger	81	1988
3. Dave Silvestri	79	1988
4. Ryan Fry	78	1998
5. James Boone	72	2005
6. Griffin Moore	72	1997
7. Cody Ehlers	71	2004
8. Griffin Moore	71	1998
9. Marcus Adler	71	1986
10. Greg Folgia	70	2009
Ryan Fry	70	1996

RUNS SCORED

1. Dave Silvestri	89	1988
2. Matt Nivens	85	1996
3. Ryan Fry	83	1996
4. Ryan Fry	77	1998
5. Tim Clark	77	1988
6. Phil Bradley	77	1981
7. Jay White	74	1996
8. Matt Nivens	69	1997
9. Jayce Tingle	68	2003
10. Marcus Adler	67	1986

EXTRA-BASE HITS

1. Dave Silvestri	47	1988
2. Ryan Fry	45	1998
3. Aaron Jaworowski	43	1996
4. Cody Ehlers	39	2004
5. Aaron Senne	38	2010
6. Mike Rogers	36	1986
7. Bill Mondrella	36	1992
8. Griffin Moore	35	1997
9. Jon Pittenger	34	1988
10. Zach Lavy	34	2016
Marcus Adler	33	1986

TOTAL BASES

1. Dave Silvestri	186	1988
2. Ryan Fry	179	1998
3. Griffin Moore	161	1998
4. Cody Ehlers	160	2004
5. Mike Rogers	159	1986
6. Aaron Senne	154	2010
7. Aaron Jaworowski	154	1996
8. Griffin Moore	153	1997
9. Marcus Adler	150	1986
10. Mike Rogers	146	1987

SLUGGING PERCENTAGE

1. Dave Silvestri	.849	1988
2. Ryan Fry	.844	1998
3. Bo Toft	.815	1958
4. Jerry Schoonmaker	.813	1954
5. Dave Otto	.782	1985
6. Bob Robben	.747	1965
7. Sonny Siebert	.746	1958
8. Dan Rudanovich	.743	1965
9. Griffin Moore	.739	1998
10. Mike Rogers	.736	1986

STOLEN BASES

1. Torre Tyson	37	1998
2. Jim English	29	1979
3. Jake Ring	25	2016
4. Brett Peel	22	2015
5. Tom Ciombor	21	1985
6. Jayce Tingle	20	2001
7. Torre Tyson	20	1997
8. Blake Brown	20	2011
9. Jayce Tingle	19	2003
10. Dave Silvestri	19	1988

BASES ON BALLS

1. Chopper Littrell	61	1993
2. Mike Rogers	61	1987
3. Bryan Seymour	60	1997
4. Matt Nivens	60	1996
5. Jon Pittenger	60	1989
6. Dave Silvestri	58	1988
7. Phil Bradley	56	1981
8. Matt Nivens	55	1997
9. Gary Greene	54	1994
10. Chopper Littrell	54	1992

ON-BASE PERCENTAGE

1. Ray Uriarte	.610	1958
2. Phil Bradley	.582	1981
3. Mike Rogers	.540	1987
4. Dave Silvestri	.527	1988
5. Bob Musgrave	.526	1954
6. Jayce Tingle	.525	2003
7. John Marquardt	.506	1983
8. Dave Otto	.505	1985
9. Matt Nivens	.502	1996
10. Nick Rallo	.500	1986



Dave Silvestri (1986-88)



Cody Ehlers (2001-04)

SEASON PITCHING RECORDS

APPEARANCES

1. Phil McCormick	36	2010
Phil McCormick	36	2011
3. Brad Buehler	35	2009
Mark Alexander	35	2004
5. Taylor Parker	34	2006
Jake Walsh	34	2012
7. Travis Wente	32	2006
Scott Black	32	1988
Jeff Emens	32	2012
10. Ryan Gargano	31	2009
Dusty Ross	31	2012
Austin Tribby	31	2014
Austin Tribby	31	2015
Cole Bartlett	31	2016
15. Phil McCormick	30	2009
Steve Brewster	30	1996
Jake Walsh	30	2013
18. Andrew Johnston	29	2005
Scott Black	29	1989
Dusty Ross	29	2011

INNINGS PITCHED

1. Nathan Culp	124.1	2006
2. Justin Stine	123.0	1997
3. John Dettmer	120.0	1991
4. Aaron Crow	117.2	2007
5. Justin Stine	116.0	1999
6. Chris Robertson	115.2	1994
7. Danny Hill	114.0	2004
Justin James	114.0	2003
9. Rob Zastryzny	109.0	2012
10. Aaron Crow	107.1	2008

EARNED RUN AVERAGE


1. Don Miller	0.46	1959
2. Keith Weber	0.50	1963
3. Dennis Musgraves	0.55	1964
4. Keith Weber	0.61	1964
5. Norm Stewart	0.62	1955

VICTORIES

1. Aaron Crow	13	2008
2. Kyle Gibson	11	2009
Nathan Culp	11	2006
Garrett Broshuis	11	2004
Ron Mathis	11	1979
Keith Weber	11	1964
7. Tom Heckman	10	1987
Tom Heckman	10	1980
Tom Heckman	10	1979
10. Kyle Gibson	9	2008
Aaron Crow	9	2007
Max Scherzer	9	2005
Nathan Culp	9	2005
Andy Shipman	9	2003
Justin Stine	9	1999
Jay Bell	9	1997
Justin Stine	9	1997
Jeremy Callier	9	1996
Jason Meyhoff	9	1993
John Dettmer	9	1991
Rob Pietroburgo	9	1978
Tom Bloemke	9	1977
Barry Koeneke	9	1974

STRIKEOUTS

1. Kyle Gibson	131	2009
Max Scherzer	131	2005
3. Aaron Crow	127	2008
John Dettmer	127	1991
5. John Dettmer	123	1992
6. Chris Robertson	116	1994
7. Jason Meyhoff	114	1993
8. Justin Stine	107	1999
9. Tanner Houck	106	2016
10. John Dettmer	99	1990



Aaron Crow holds the school record for wins in a season after recording 13 victories in 2008.

SAVES

1. Breckin Williams	13	2015
2. Ryan Stegall	12	2000
3. Mark Alexander	10	2004
4. Jeff Cornell	9	1978
Keaton Steele	9	2014
6. Jake Walsh	8	2012
7. Brad Buehler	8	2009
Bunky Moeller	8	1989
Scott Black	8	1988
Travis Wendte	8	2003
Phil McCormick	8	2011
12. Kyle Gibson	7	2007
Scott Black	7	1990
Mike Pfautsch	7	1979



The 1964 Tiger starting pitching staff of Dennis Musgrave, Keith Weber, Jack Stroud and Jim Nelson set the NCAA record with a 0.65 ERA.

CAREER HITTING RECORDS

BATTING AVERAGE

1. Jack Davis	.399	1955-1957
2. Mike Rogers	.385	1984-1987
3. Bo Toft	.381	1957-1958
4. Dave Silvestri	.379	1986-1988
5. David Sanderson	.369	1992-1994
6. Dave Otto	.366	1983-1985
7. Dan Reilly	.365	1960-1962
8. Jim Lumpe	.364	1979-1982
9. Phil Bradley	.362	1979-1981
10. Joe Winkler	.358	1990-1991

AT-BATS

1. Jacob Priday	886	2005-2008
2. Aaron Senne	870	2007-2010
3. Ryan Lollis	803	2006-2009
4. Ryan Fry	786	1995-1998
5. Jayce Tingler	784	2000-2003
6. Tom Ciombor	777	1984-1987
7. Zane Taylor	768	2003-2006
8. Gary Arndt	734	2004-2007
9. Matt Nivens	726	1994-1997
10. Bill Mondrella	715	1989-1992

HITS

1. Aaron Senne	291	2007-2010
2. Jayce Tingler	274	2000-2003
3. Jacob Priday	269	2005-2008
4. Ryan Fry	265	1995-1985
5. Greg Cypret	253	1975-1978
6. Ryan Lollis	248	2006-2009
Dave Silvestri	248	1986-1988
8. Tom Ciombor	241	1984-1987
9. Shane Fairbanks	238	1980-1983
Zane Taylor	238	2003-2006

DOUBLES

1. Aaron Senne	69	2007-2010
2. Ryan Fry	56	1995-1998
3. Jacob Priday	55	2005-2008
4. Cody Ehlers	53	2001-2004
5. Ryan Lollis	51	2006-2009
Jay White	51	1993-1996
7. Shane Fairbanks	49	1980-1983
8. Jon Pittenger	48	1986-1989
9. Ryan Stegall	47	1999-2001
10. Aaron Jaworowski	46	1995-1997

TRIPLES

1. Scott Swift	18	1991-1994
Dave Silvestri	18	1986-1988
3. Mike Lally	14	1975-1978
4. Phil Bradley	13	1979-1981
Scott Collins	13	1979-1981
6. Zach Lavy	12	2014-2016
7. Tim Hawkins	11	1988-1989
Cary Eades	11	1980-1983
Mark Maurer	11	1978-1981
Tom Ellis	11	1972-1975

HOME RUNS

1. Jacob Priday	49	2005-2008
2. Mike Rogers	45	1984-1987
3. Aaron Senne	42	2007-2010
Ryan Fry	42	1995-1998
5. Griffin Moore	38	1997-1998
6. Cody Ehlers	37	2001-2004
7. Ryan Stegall	35	1999-2001
Dave Silvestri	35	1986-1988
9. Chris Wyrick	32	1990-1993
10. Tom Ciombor	29	1984-1987

RUNS BATTED IN

1. Jacob Priday	240	2005-2008
2. Ryan Fry	222	1995-1998
3. Aaron Senne	212	2007-2010
4. Cody Ehlers	190	2001-2004
5. Aaron Jaworowski	183	1995-1997
6. Greg Cypret	181	1975-1978
7. Jon Pittenger	171	1986-1989
Mike Rogers	171	1984-1987
9. Dave Silvestri	167	1986-1988
10. Ryan Lollis	154	2006-2009

RUNS SCORED

1. Jayce Tingler	226	2000-2003
2. Ryan Fry	223	1995-1998
3. Matt Nivens	211	1994-1997
4. Tom Ciombor	210	1984-1987
5. Dave Silvestri	206	1986-1988
6. Aaron Senne	191	2007-2010
7. Jacob Priday	187	2005-2008
8. Jon Pittenger	178	1986-1989
9. Jay White	170	1993-1996
10. Torre Tyson	168	1995-1998

EXTRA-BASE HITS

1. Aaron Senne	114	2007-2010
2. Jacob Priday	112	2005-2008
3. Ryan Fry	106	1995-1998
4. Dave Silvestri	96	1986-1988
5. Cody Ehlers	94	2001-2004
6. Ryan Stegall	91	1999-2001
7. Mike Rogers	89	1984-1987
8. Jay White	79	1993-1996
9. Aaron Jaworowski	77	1995-1997
10. Chris Wyrick	74	1990-1993

TOTAL BASES

1. Aaron Senne	492	2007-2010
2. Jacob Priday	487	2005-2007
3. Ryan Fry	463	1995-1998
4. Dave Silvestri	432	1986-1988
5. Mike Rogers	410	1984-1987
6. Tom Ciombor	374	1984-1987
7. Ryan Stegall	373	1999-2001
8. Greg Cypret	365	1975-1978
9. Jay White	345	1993-1996
10. Matt Nivens	343	1994-1997

SLUGGING PERCENTAGE

1. Mike Rogers	.695	1984-1987
2. Dave Silvestri	.660	1986-1988
3. Mark Thiel	.595	1974-1976
4. Ryan Fry	.589	1995-1998
5. Ryan Stegall	.577	1999-2001
6. Aaron Senne	.566	2007-2010
7. Tim Hawkins	.562	1988-1989
8. Darnel Hawkins	.557	1989-1990
9. Marcus Adler	.556	1983-1986
10. Jacob Priday	.550	2005-2008

STOLEN BASES

1. Torre Tyson	79	1995-1998
2. Jayce Tingler	66	2000-2003
3. Tom Ciombor	63	1984-1987
Jim English	63	1976-1979
5. Dave Silvestri	47	1986-1988
6. Ryan Lollis	39	2006-2009
7. Jake Ring	36	2014-2016
8. Dick Dickinson	33	1952-1954
9. Phil Bradley	32	1979-1981
10. Al Hightower	30	1976-1979

BASES ON BALLS

1. Jayce Tingler	168	2000-2003
2. Matt Nivens	164	1994-1997
3. Jon Pittenger	154	1986-1989
4. Aaron Senne	151	2007-2010
5. Torre Tyson	140	1995-1998
6. Phil Bradley	134	1979-1981
7. Jay White	133	1993-1996
8. Bryan Seymour	131	1994-1997
9. Mike Rogers	122	1984-1987
Curt Brown	122	1974-1978

ON-BASE PERCENTAGE

1. Chopper Littrell	.507	1992-1993
2. Phil Bradley	.499	1979-1981
3. Mike Rogers	.490	1984-1987
4. Jayce Tingler	.482	2000-2003
5. Dave Silvestri	.465	1986-1988
6. Joe Winkler	.462	1990-1991
7. Jon Pittenger	.456	1986-1989
8. Nick Rallo	.454	1983-1986
9. Brock Bond	.453	2006-2007
10. Brent Chamberlain	.450	1994-1995
Darnel Hawkins	.450	1989-1990

CAREER PITCHING RECORDS

PITCHING APPEARANCES

1. Taylor Parker	108	2003-2006
Scott Black	108	1987-1990
3. Phil McCormick	106	2008-2011
4. Jeff Emens	103	2009-2012
5. Austin Tribby	91	2013-2016
6. Bunky Moeller	81	1988-1991
7. Travis Wendte	80	2002-2006
8. Justin Stine	78	1996-1999
9. Logan Dale	74	1998-2001
10. Scooter Hicks	72	2007-2009

VICTORIES

1. Tom Heckman	36	1978-1981
2. Kyle Gibson	28	2007-2009
Justin Stine	28	1996-1999
4. Norm Wagner	27	1931-1933
5. Kurt Moody	25	1979-1982
Rob Pietroburgo	25	1975-1978
7. Mike Munro	24	1989-1992
8. Aaron Crow	23	2006-2008
Jeremy Callier	23	1995-1998
John Dettmer	23	1989-1992
Ron Mathis	23	1977-1980

INNINGS PITCHED

1. Justin Stine	376.0	1996-1999
2. John Dettmer	332.0	1989-1992
3. Tom Heckman	323.2	1978-1981
4. Jeremy Callier	309.2	1995-1998
5. Chuck Fletcher	303.1	1988-1991
6. Aaron Crow	302.2	2006-2008
7. Tanner Houck	300.2	2015-2017
8. Chris Robertson	300.0	1991-1994
9. Nathan Culp	292.0	2004-2006
10. Mike Munro	290.1	1989-1992

STRIKEOUTS


1. John Dettmer	374	1989-1992
2. Kyle Gibson	304	2007-2009
3. Justin Stine	302	1996-1999
4. Tanner Houck	292	2015-2017
5. Aaron Crow	277	2006-2008
6. Chris Robertson	257	1991-1994
7. Max Scherzer	232	2004-2006
8. Logan Dale	230	1998-2001
9. Rob Pietroburgo	228	1975-1978
Rob Zastryzny	228	2010-2013

EARNED RUN AVERAGE

1. Keith Weber	0.56	1962-1964
2. Don Miller	1.08	1957-1959
3. Ed Cook	1.77	1954-1956
4. Larry Bohannon	1.87	1961-1963

SAVES


1. Scott Black	19	1987-1990
2. Ryan Stegall	18	1999-2001
3. Travis Wendte	16	2002-2006
Breckin Williams	16	2013-2015
5. Scooter Hicks	14	2007-2009
Jeff Cornell	14	1976-1978
7. Taylor Parker	12	2004-2006
Mike Pfautsch	11	1978-1980
Keaton Steele	11	2013-2014
10. Mark Alexander	10	2002-2004
Ryan Jamison	10	1997-1999
Bunky Moeller	10	1988-1991
13. Brad Buehler	9	2008-2010
Kyle Gibson	9	2007-2009
Brent Schnieders	9	1989-1992



John Dettmer (1989-92)



Max Scherzer (2004-06)



Justin Stine (1996-99)

YEAR-BY-YEAR LEADERS

BATTING AVERAGE

2017	Nelson Mompierre	327
2016	Zach Lavy	332
2015	Ryan Howard	308
2014	Dylan Kelly	330
2013	Dane Opel	292
2012	Scott Sommerfeld	312
2011	Jonah Schmidt	317
2010	Aaron Senne	400
2009	Kyle Mach	335
2008	Aaron Senne	347
2007	Evan Frey	348
2006	Brock Bond	338
2005	James Boone	340
2004	Cody Ehlers	364
2003	Jayce Tingler	395
2002	W.T. Hoover	376
2001	Jayce Tingler	304
	Lee Laskowski	304
2000	Landon Brandes	372
1999	Aaron Wilson	373
1998	Ryan Fry	377
1997	Griffin Moore	348
1996	Ryan Fry	387
1995	Brian Jorgensen	330
1994	David Sanderson	390
1993	Steve Ball	375
1992	Chris Wyrick	348
1991	Joe Winkler	387
1990	Darnel Hawkins	368
1989	Tim Hawkins	372
1988	Dave Silvestri	406
1987	Mike Rogers	400
1986	Mike Rogers	407
1985	Dave Otto	424
1984	Rich Weisner	330
1983	John Marquardt	408
1982	Jim Lumpe	373
1981	Phil Bradley	457
1980	Lindy Duncan	365
1979	Tim Laudner	378
1978	Curt Brown	371
1977	John Kruse	349
1976	Jim Leavitt	386
1975	Greg Cypret	390
1974	Tom Ellis	364
1973	Charles Young	327
1972	Jack Bastable	339
1971	Jack Bastable	325
1970	Tommy Nunn	409
1969	Steve Patchin	391
1968	Bob McDaniel	324
1967	Gary Lear	370
1966	Jim Loving	346
1965	Dan Rudanovich	463
1964	Jim Sevcik	341
1963	Gary Woods	352
1962	Dan Reilly	364
1961	Mike Hunter	343
1960	Dan Reilly	471

AT BATS

2017	Brett Bond	215
2016	Ryan Howard	217
2015	Ryan Howard	224
2014	Kendall Keeton	206
2013	Dane Opel	185
2012	Eric Garcia	229
2011	Conner Mach	228
2010	Brett Nicholas	211
2009	Ryan Lollis	240
2008	Greg Folgias	225
2007	Ryan Lollis	235
2006	Zane Taylor	244
2005	Derek Chambers	247
2004	Cody Ehlers	231

2003	Cody Ehlers	228
2002	Jayce Tingler	214
2001	Ryan Stegall	214
2000	J.R. Warner	231
1999	Jake Epstein	213
1998	Torre Tyson	226
1997	Ryan Fry	240
1996	Aaron Jaworowski	249
1995	Jay White	185
1994	Grant Ingram	246
1993	Scott Swift	204
1992	Bill Mondrella	226
1991	Joe Winkler	222
1990	Joe Winkler	203
1989	Tim Hawkins	223
	Greg King	223
1988	Tim Clark	252
1987	Tom Ciombor	234
1986	Marcus Adler	218
1985	Tom Ciombor	228
1984	Russ Perkins	166
1983	Shane Fairbanks	137
1982	John Marquardt	216
1981	Scott Collins	220
1980	Lindy Duncan	211
1979	Jim English	185
1978	Greg Cypret	175
1977	Greg Cypret	174
1976	Greg Cypret	230
1975	Jeff Haferkamp	135
1974	Tom Ellis	143
1973	Mark Wendel	108
1972	Ron Dieckmann	116
1971	Jack Bastable	117
1970	Neil Sloman	94
1969	Kurt Boenker	95
1968	Del Bunk	96
1967	Del Bunk	109
1966	Bob Robben	78
1965	Bob Robben	91
1964	Jim Sevcik	126
1963	Bob Price	120
	Carroll McDannold	120
1962	Dan Reilly	99
1961	Ron Cox	86
1960	Ron Cox	86

HITS

2017	Brett Bond	66
2016	Zach Lavy	71
2015	Ryan Howard	69
2014	Dylan Kelly	59
2013	Dane Opel	54
2012	Blake Brown	68
2011	Jonah Schmidt	69
2010	Aaron Senne	84
2009	Kyle Mach	75
2008	Ryan Lollis	77
2007	Evan Frey	78
2006	Zane Taylor	79
2005	Derek Chambers	79
2004	Cody Ehlers	84
2003	Jayce Tingler	85
2002	Jody Roughton	74
	Jayce Tingler	74
2001	Ryan Stegall	64
2000	Ryan Stegall	79
1999	Aaron Wilson	79
1998	Griffin Moore	82
1997	Griffin Moore	80
1996	Ryan Fry	92
1995	Tom Buchman	55
	Jay White	55
1994	David Sanderson	89
1993	Chopper Littrell	67



Ryan Stegall (1999-2001)

1992	Bill Mondrella	78	2005	Hunter Mense	17
1991	Joe Winkler	86	2004	Cody Ehlers	20
1990	Darnel Hawkins	70	2003	Cody Ehlers	15
1989	Tim Hawkins	83	2002	Jody Roughton	18
1988	Jon Pittenger	91	2001	Ryan Stegall	14
1987	Dave Silvestri	86		Jon Williams	14
1986	Mike Rogers	88	2000	Ryan Stegall	22
1985	Tom Ciombor	80	1999	Aaron Wilson	21
1984	Russ Perkins	53	1998	Ryan Fry	18
1983	John Marquardt	53		Mike Rallo	18
1982	Shane Fairbanks	72	1997	Jeff Terrell	22
	John Marquardt	72	1996	Aaron Jaworowski	28
1981	Phil Bradley	84	1995	Jay White	15
1980	Lindy Duncan	77	1994	David Sanderson	19
1979	Tim Laudner	65	1993	Chopper Littrell	16
1978	Greg Cypret	64	1992	Bill Mondrella	26
1977	Greg Cypret	64	1991	Lee Rodriguez	14
1976	Greg Cypret	79	1990	Joe Winkler	14
1975	Greg Cypret	46	1989	Tim Hawkins	16
1974	Tom Ellis	52	1988	Jon Pittenger	24
1973	Charles Young	33	1987	Mike Rogers	14
1972	Jack Bastable	39	1986	Nick Rallo	20
1971	Jack Bastable	38	1985	Russ Perkins	17
1970	Neil Sloman	30		Marcus Adler	17
1969	Steve Patchin	34	1984	Russ Perkins	14
1968	Gary Brown	25	1983	John Marquardt	16
1967	Ray Thorpe	35	1982	Shane Fairbanks	18
	Gene Stephenson	35	1981	Phil Bradley	17
1966	Barry Lubeck	20	1980	Mark Maurer	13
	Bob Robben	20	1979	Tim Laudner	19
1965	Bob Robben	64	1978	Curt Brown	15
1964	Jim Sevcik	43	1977	Greg Cypret	20
1963	Dave Harvey	42	1976	Jim Leavitt	14
1962	Dan Reilly	36		Mark Thiel	14
1961	Gene Orf	28	1975	Jeff Haferkamp	10
1960	Ron Cox	35	1974	Doug Albercht	8
			1973	Bob Dundee	8
			1972	Terry Cole	7
			1971	Jack Bastable	7
			1970	Tommy Nunn	7
			1969	Kurt Boenker	7
			1968	Del Bunk	6
			1967	Gene Stephenson	9
			1966	Barry Lubeck	4
				Gene Stephenson	4
			1965	Mike Storde	7
			1964	Dave Harvey	9
			1963	Dave Harvey	11
			1962	George Hulett	7
			1961	Ron Cox	8
			1960	Ron Cox	7

DOUBLES

2017	Brett Bond/Robbie Glendinning	13
2016	Zach Lavy	18
2015	Jake Ring	15
2014	Dylan Kelly	13
2013	Josh Lester/Shane Segovia	9
2012	Blake Brown	15
2011	Jonah Schmidt	17
2010	Aaron Senne	22
2009	Ryan Lollis	17
2008	Greg Folgias	16
2007	Aaron Senne	17
2006	Hunter Mense	14

**TRIPLES**

2017	Connor Brumfield/Chris Cornelius	3
2016	Zach Lavy	8
2015	Zach Lavy/Jake Ring	3
2014	Eric Anderson	3
2013	Dane Opel	4
2012	Blake Brown	2
	Dane Opel	2
	Eric Garcia	2
2011	Eric Garcia	3
	Blake Brown	3
2010	Michael Liberto	3
2009	Ryan Lollis	5
2008	Greg Folgias	4
2007	Evan Frey	5
2006	Hunter Mense	4
	Trevor Helms	4
2005	James Boone	5
2004	James Boone	4
2003	Ian Kinsler	4
2002	Jayce Tingler	4
2001	Wes Fewell	3
	Ryan Stegall	3
2000	Ryan Stegall	3
	Nick Wilfong	3
1999	J.R. Warner	3
	Ryan Stegall	3
1998	Griffin Moore	3
	Torre Tyson	3
1997	Torre Tyson	5
1996	Jay White	4
1995	Jeff Terrell	3
	Rob Fullerton	3
1994	Scott Swift	9
1993	Scott Swift	4
1992	Chopper Littrell	6
1991	Chris Wyrick	4
1990	Darnel Hawkins	6
1989	Tim Hawkins	8
1988	Dave Silvestri	8
1987	Jon Pittenger	5
1986	Dave Silvestri	6
1985	Marcus Adler	4
1984	Tom Ciombor	2
	Russ Perkins	2
1983	Fred Ambs	3
1982	Cary Eades	10
1981	Phil Bradley	5
	Scott Collins	5
1980	Three with	5
1979	Phil Bradley	5
1978	Tim Laudner	4
1977	Curt Brown	5
1976	Frank Shellenback	9
1975	Tom Ellis	4
1974	Tom Ellis	6
1973	Roger Dickhans	2
1972	Ron Dieckmann	3
	Doug Albrecht	3
1971	Jack Bastable	3
1970	Neil Sloman	2
1969	Four with	1
1968	Jim Loving	2
1967	Ray Thorpe	4
	Gene Stephenson	4
1966	Three with	1
1965	Bob Robben	5
1964	Jim Sevcik	4
1963	Gary Woods	3
1962	Gene McArtor	4
1961	Jim Estes	5
1960	Gene Orf	4
	Dan Reilly	4
	2013 Keaton Steele	5
	2012 Dane Opel	11
	2011 Blake Brown	7
	2010 Aaron Senne	16
	2009 Greg Folgias	12
	2008 Jacob Priday	16
	2007 Jacob Priday	13
	2006 Jacob Priday	11
	2005 Jacob Priday	9
	2004 Cody Ehlers	18
	2003 Cody Ehlers	9
	2002 Mick Weiss	10
	2001 Ryan Stegall	15
	2000 Landon Brandes	11
	1999 Ryan Stegall	12
	1998 Ryan Fry	27
	1997 Griffin Moore	18
	1996 Aaron Jaworowski	14
	1995 Bryan Seymour	10
	1994 Steve Ball	8
	1993 Steve Ball	7
	1992 Chris Wyrick	15
	1991 Chris Wyrick	9
	1990 Darnel Hawkins	11
	1989 Greg King	8
	1988 Dave Silvestri	21
	1987 Mike Rogers	16
	1986 Mike Rogers	17
	1985 Dave Otto	16
	1984 Nick Rallo	5
	1983 Bill Hance	11
	1982 Fred Ambs	7
	1981 Phil Bradley	4
	1980 Lindy Duncan	4
	1979 Tim Laudner	7
	1978 Greg Cypret	6
	1977 Mike Lally	7
	1976 Mark Thiel	11
	1975 Tom Ellis	4
	1974 Mark Thiel	10
	1973 Charles Young	5
	1972 Tom McDermott	7
	1971 Jack Bastable	5
	1970 Neil Sloman	3
	1969 Steve Patchin	5
	1968 Three with	2
	1967 Ray Thorpe	3
	1966 Bob Robben	3
	1965 Dan Rudanovich	5
	1964 Three with	3
	1963 Carroll McDannold	4
	1962 Four with	4
	1961 Mike Hunter	4
	1960 Ron Cox	7
	1998 Ryan Fry	78
	1997 Griffin Moore	72
	1996 Aaron Jaworowski	101
	1995 Bryan Seymour	44
	1994 Grant Ingram	58
	1993 Gary Greene	37
	1992 Rodney Weary	59
	1991 John Hay	48
	1990 Darnel Hawkins	54
	1989 Tim Hawkins	59
	1988 Jon Pittenger	81
	1987 Mike Rogers	69
	1986 Marcus Adler	71
	1985 Dave Otto	62
	1984 Russ Perkins	36
	1983 Bill Hance	43
	1982 Bill Hance	48
	1981 Shane Fairbanks	50
	1980 Lindy Duncan	49
	1979 Tim Laudner	54
	1978 Greg Cypret	43
	1977 Greg Cypret	46
	1976 Jim Leavitt	67
	1975 Greg Cypret	25
	1974 Terry Hayes	25
	1973 Tom Ellis	38
	1972 Charles Young	15
	1971 Terry Cole	15
	1970 Jack Bastable	21
	1969 Jack Bastable	18
	1968 Tommy Nunn	14
	1967 Steve Patchin	20
	1966 Jim Loving	15
	1965 Del Blunk	17
	1964 Bob Robben	12
	1963 Bob Robben	25
	1962 Jim Sevcik	23
	1961 Gene McArtor	22
	1960 Jim Sevcik	22
	1959 Gene McArtor	31
	1958 Mike Hunter	22
	1957 Ron Cox	36
	1982 Shane Fairbanks	53
	1981 Phil Bradley	77
	1980 Phil Bradley	52
	1979 Jim English	61
	1978 Al Hightower	37
	1977 Greg Cypret	52
	1976 John Kruse	54
	1975 Jeff Haferkamp	33
	1974 Tom Ellis	38
	1973 Charles Young	16
	1972 Bob Dundee	16
	1971 Jack Bastable	24
	1970 Steve Patchin	26
	1969 Steve Patchin	15
	1968 Gary Brown	20
	1967 Gene Stephenson	30
	1966 Bob Robben	13
	1965 Dan Rudanovich	29
	1964 Dave Harvey	29
	1963 Gary Woods	27
	1962 Carroll McDannold	27
	1961 George Hulett	31
	1960 Gene Orf	19
	1959 Ron Cox	29
	1982 Shane Fairbanks	53
	1981 Phil Bradley	77
	1980 Phil Bradley	52
	1979 Jim English	61
	1978 Al Hightower	37
	1977 Greg Cypret	52
	1976 John Kruse	54
	1975 Jeff Haferkamp	33
	1974 Tom Ellis	38
	1973 Charles Young	16
	1972 Bob Dundee	16
	1971 Jack Bastable	24
	1970 Steve Patchin	26
	1969 Steve Patchin	15
	1968 Gary Brown	20
	1967 Gene Stephenson	30
	1966 Bob Robben	13
	1965 Dan Rudanovich	29
	1964 Dave Harvey	29
	1963 Gary Woods	27
	1962 Carroll McDannold	27
	1961 George Hulett	31
	1960 Gene Orf	19
	1959 Ron Cox	29
	1982 Shane Fairbanks	53
	1981 Phil Bradley	77
	1980 Phil Bradley	52
	1979 Jim English	61
	1978 Al Hightower	37
	1977 Greg Cypret	52
	1976 John Kruse	54
	1975 Jeff Haferkamp	33
	1974 Tom Ellis	38
	1973 Charles Young	16
	1972 Bob Dundee	16
	1971 Jack Bastable	24
	1970 Steve Patchin	26
	1969 Steve Patchin	15
	1968 Gary Brown	20
	1967 Gene Stephenson	30
	1966 Bob Robben	13
	1965 Dan Rudanovich	29
	1964 Dave Harvey	29
	1963 Gary Woods	27
	1962 Carroll McDannold	27
	1961 George Hulett	31
	1960 Gene Orf	19
	1959 Ron Cox	29
	1982 Shane Fairbanks	53
	1981 Phil Bradley	77
	1980 Phil Bradley	52
	1979 Jim English	61
	1978 Al Hightower	37
	1977 Greg Cypret	52
	1976 John Kruse	54
	1975 Jeff Haferkamp	33
	1974 Tom Ellis	38
	1973 Charles Young	16
	1972 Bob Dundee	16
	1971 Jack Bastable	24
	1970 Steve Patchin	26
	1969 Steve Patchin	15
	1968 Gary Brown	20
	1967 Gene Stephenson	30
	1966 Bob Robben	13
	1965 Dan Rudanovich	29
	1964 Dave Harvey	29
	1963 Gary Woods	27
	1962 Carroll McDannold	27
	1961 George Hulett	31
	1960 Gene Orf	19
	1959 Ron Cox	29
	1982 Shane Fairbanks	53
	1981 Phil Bradley	77
	1980 Phil Bradley	52
	1979 Jim English	61
	1978 Al Hightower	37
	1977 Greg Cypret	52
	1976 John Kruse	54
	1975 Jeff Haferkamp	33
	1974 Tom Ellis	38
	1973 Charles Young	16
	1972 Bob Dundee	16
	1971 Jack Bastable	24
	1970 Steve Patchin	26
	1969 Steve Patchin	15
	1968 Gary Brown	20
	1967 Gene Stephenson	30
	1966 Bob Robben	13
	1965 Dan Rudanovich	29
	1964 Dave Harvey	29
	1963 Gary Woods	27
	1962 Carroll McDannold	27
	1961 George Hulett	31
	1960 Gene Orf	19
	1959 Ron Cox	29
	1982 Shane Fairbanks	53
	1981 Phil Bradley	77
	1980 Phil Bradley	52
	1979 Jim English	61
	1978 Al Hightower	37
	1977 Greg Cypret	52
	1976 John Kruse	54
	1975 Jeff Haferkamp	33
	1974 Tom Ellis	38
	1973 Charles Young	16
	1972 Bob Dundee	16
	1971 Jack Bastable	24
	1970 Steve Patchin	26
	1969 Steve Patchin	15
	1968 Gary Brown	20
	1967 Gene Stephenson	30
	1966 Bob Robben	13
	1965 Dan Rudanovich	29
	1964 Dave Harvey	29
	1963 Gary Woods	27
	1962 Carroll McDannold	27
	1961 George Hulett	31
	1960 Gene Orf	19
	1959 Ron Cox	29
	1982 Shane Fairbanks	53
	1981 Phil Bradley	77
	1980 Phil Bradley	52
	1979 Jim English	61
	1978 Al Hightower	37
	1977 Greg Cypret	52
	1976 John Kruse	54
	1975 Jeff Haferkamp	33
	1974 Tom Ellis	38
	1973 Charles Young	16
	1972 Bob Dundee	16
	1971 Jack Bastable	24
	1970 Steve Patchin	26
	1969 Steve Patchin	15
	1968 Gary Brown	20
	1967 Gene Stephenson	30
	1966 Bob Robben	13
	1965 Dan Rudanovich	29
	1964 Dave Harvey	29
	1963 Gary Woods	27
	1962 Carroll McDannold	27
	1961 George Hulett	31
	1960 Gene Orf	19
	1959 Ron Cox	29
	1982 Shane Fairbanks	53
	1981 Phil Bradley	77
	1980 Phil Bradley	52
	1979 Jim English	61
	1978 Al Hightower	37
	1977 Greg Cypret	52
	1976 John Kruse	54
	1975 Jeff Haferkamp	33
	1974 Tom Ellis	38
	1973 Charles Young	16
	1972 Bob Dundee	16
	1971 Jack Bastable	24
	1970 Steve Patchin	26
	1969 Steve Patchin	15
	1968 Gary Brown	20
	1967 Gene Stephenson	30
	1966 Bob Robben	13
	1965 Dan Rudanovich	29
	1964 Dave Harvey	29
	1963 Gary Woods	27
	1962 Carroll McDannold	27
	1961 George Hulett	31
	1960 Gene Orf	19
	1959 Ron Cox	29
	1982 Shane Fairbanks	53
	1981 Phil Bradley	77
	1980 Phil Bradley	52
	1979 Jim English	61
	1978 Al Hightower	37
	1977 Greg Cypret	52
	1976 John Kruse	54
	1975 Jeff Haferkamp	33
	1974 Tom Ellis	38
	1973 Charles Young	16
	1972 Bob Dundee	16
	1971 Jack Bastable	24
	1970 Steve Patchin	26
	1969 Steve Patchin	15
	1968 Gary Brown	20
	1967 Gene Stephenson	30
	1966 Bob Robben	13
	1965 Dan Rudanovich	29
	1964 Dave Harvey	29
	1963 Gary Woods	27
	1962 Carroll McDannold	27
	1961 George Hulett	31
	1960 Gene Orf	19
	1959 Ron Cox	29
	1982 Shane Fairbanks	53
	1981 Phil Bradley	77
	1980 Phil Bradley	52
	1979 Jim English	61
	1978 Al Hightower	37
	1977 Greg Cypret	52
	1976 John Kruse	54
	1975 Jeff Haferkamp	33
	1974 Tom Ellis	38
	1973 Charles Young	16
	1972 Bob Dundee	16
	1971 Jack Bastable	24
	1970 Steve Patchin	26
	1969 Steve Patchin	15
	1968 Gary Brown	20
	1967 Gene Stephenson	30
	1966 Bob Robben	13
	1965 Dan Rudanovich	29
	1964 Dave Harvey	29
	1963 Gary Woods	27
	1962 Carroll McDannold	27
	1961 George Hulett	31
	1960 Gene Orf	19
	1959 Ron Cox	29
	1982 Shane Fairbanks	53
	1981 Phil Bradley	77
	1980 Phil Bradley	52
	1979 Jim English	61
	1978 Al Hightower	37
	1977 Greg Cypret	52
	1976 John Kruse	54
	1975 Jeff Haferkamp	33
	1974 Tom Ellis	38
	1973 Charles Young	16
	1972 Bob Dundee	16
	1971 Jack Bastable	24
	1970 Steve Patchin	26
	1969 Steve Patchin	15
	1968 Gary Brown	20
	1967 Gene Stephenson	30
	1966 Bob Robben	13
	1965 Dan Rudanovich	29
	1964 Dave Harvey	29
	1963 Gary Woods	27
	1962 Carroll McDannold	27
	1961 George Hulett	31
	1960 Gene Orf	19
	1959 Ron Cox	29
	1982 Shane Fairbanks	53
	1981 Phil Bradley	77
	1980 Phil Bradley	52
	1979 Jim English	61
	1978 Al Hightower	37
	1977 Greg Cypret	52
	1976 John Kruse	54
	1975 Jeff Haferkamp	33
	1974 Tom Ellis	38
	1973 Charles Young	16
	1972 Bob Dundee	1



1968	Gary Brown	19
1967	Ray Thorpe	15
1966	Gene Stephenson	15
	Bob Robben	15
1965	Ron Cummins	13
1964	Dave Harvey	23
1963	Dave Harvey	17
1962	Dave Harvey	17
1961	Gene Orf	12
1960	John Scowcroft	13

STOLEN BASES

2017	Kameron Misner	17
2016	Jake Ring	25
2015	Brett Peel	22
2014	Kendall Keeton	8
2013	Logan Pearson	5
2012	Blake Brown	17
	Eric Garcia	17
2011	Blake Brown	20
2010	Michael Liberto	6
	Dane Opel	6
2009	Ryan Lollis	15
2008	Kurt Calvert	10
2007	Ryan Lollis	14
2006	Hunter Mense	17
2005	James Boone	14
2004	Trevor Helms	9
2003	Jayce Tingler	19
2002	Jayce Tingler	13
2001	Jayce Tingler	20
2000	Jayce Tingler	14
1999	Mike Ketelsen	8
1998	Torre Tyson	37
1997	Torre Tyson	20
1996	Jeff Terrell	10
1995	Torre Tyson	13
1994	Scott Swift	15
1993	Steve Ball	12
1992	Chris Wyrick	10
1991	Phil Neff	11
1990	Greg King	8
1989	Greg King	12
	Jon Pittenger	12
	Dave Silvestri	17
1988	Tom Ciombor	17
1986	Dave Silvestri	19
1985	Tom Ciombor	21
1984	Paul Martin	13
1983	John Marquardt	7
1982	John Marquardt	12
1981	Phil Bradley	10
1980	Phil Bradley	15
1979	Jim English	29
1978	Jim English	16
1977	Jim English	15
1976	Jeff Haferkamp	9
1975	Nick Leon	9
1974	Mark Wendel	7
	Jeff Haferkamp	7
1973	Mark Wendel	4
1972	Jack Bastable	6
1971	Three with	4
1970	Neil Sloman	3
1969	Paul Frisch	7
1968	Gary Brown	17
1967	Ray Thorpe	15
1966	Ray Thorpe	5
1965	Ray Thorpe	7
	Bob Robben	7
1964	Bob Price	7
1963	Gary Woods	7
1962	Dan Reilly	5
1961	Jim Estes	2
	Dan Reilly	2
1960	Gary Starr	4

APPEARANCES

2016	Cole Bartlett	31
------	---------------	----

2015	Austin Tribby	31
2014	Austin Tribby	31
2013	Jake Walsh	30
2012	Jake Walsh	34
2011	Phil McCormick	36
2010	Phil McCormick	36
2009	Brad Buehler	35
2008	Scooter Hicks	24
2007	Kyle Gibson	28
2006	Taylor Parker	34
2005	Andrew Johnston	29
2004	Mark Alexander	35
2003	Andy Shipman	26
2002	Aaron Paterson	26
	Travis Wendte	26
2001	Pete Sansone	22
2000	Mitch Kiler	28
1999	Ryan Jamison	25
1998	Chris George	24
1997	Ryan Jamison	27
1996	Steve Brewster	30
1995	Chris Giuliani	22
1994	Ray Yaeger	25
1993	Keith Massa	25
1992	John Chambliss	25
1991	Brian Conaty	21
1990	Scott Black	26
1989	Scott Black	29
1988	Scott Black	32
1987	Scott Black	21
1986	Mike Parker	21
	Todd Richmond	21
1985	Todd Richmond	24
1984	Bob Faron	17
1983	Dave Otto	13
1982	Dave Biscan	15
1981	Bob Baker	15
1980	Ron Mathis	15
1979	Ron Mathis	14
	Mike Pfautsch	15
1978	Jeff Cornell	21
1977	Tom Bloemke	14
1976	Three with	17
1975	Mike Moffo	18
1974	Rod Denman	14
1973	Barry Koenke	12
1972	Ben Tensing	11
1971	Terry Periman	10
1970	Bill Todd	8
1969	Bob Sheetz	10
1968	Jerald Hurt	10
1967	Bob Carpenter	11
1966	Bob Carpenter	10
1965	Jack Stroud	12
1964	Keith Weber	13
1963	Rich Peterson	11
1962	James Card	12
1961	Bobby Jenkins	9
1960	Dave Koch	12


GAMES STARTED

2017	Tanner Houck	14
2016	Tanner Houck	15
2015	Three players	15
2014	Brett Graves	14
2013	Rob Zastryzny	13
	Brett Graves	13
2012	Rob Zastryzny	17
2011	Matt Stites	15
	Rob Zastryzny	15
2010	Nick Tepesch	15
2009	Kyle Gibson	15
	Ian Berger	15
2008	Aaron Crow	15
2007	Aaron Crow	18
2006	Nathan Culp	18
2005	Max Scherzer	16
	Nathan Culp	16
2004	Danny Hill	18

2003	Justin James	17
2002	Justin James	12
2001	Matt Hobbs	14
2000	Pete Sansone	14
1999	Justin Stine	16
1998	Jeremy Callier	14
1997	Justin Stine	17
1996	Jeremy Callier	16
1995	Jeremy Callier	13
1994	Chris Robertson	18
1993	Jason Meyhoff	16
1992	John Dettmer	14
1991	John Dettmer	15
1990	Four with	11
1989	Mike Potthoff	14
1988	Mike Potthoff	14
1987	Larry Pierson	14
	Tony Russo	14
1986	Bob Faron	14
1985	Dave Otto	14
	Paul James	14
1984	Tim Danze	12
1983	Dave Otto	12
1982	Kurt Moody	12
	Jim Maddock	12
1981	Three with	13
1980	Tom Heckman	13
1979	Tom Heckman	13
	Ron Mathis	13
1978	Rob Pietroburgo	12
1977	Rob Pietroburgo	11
	Tom Bloemke	11
1976	Rob Pietroburgo	12
1975	Rod Denman	8
1974	Barry Koenke	10
	Jim Thomas	10
1973	Barry Koenke	9
1972	Ben Tensing	10
1971	Terry Periman	10
1970	Bill Todd	8
1969	Tom Lundgren	8
1968	Rich Henninger	8
1967	Jerald Hurt	9
1966	Orville Hollrah	8
1965	Jack Stroud	7
1964	Keith Weber	13
1963	Rich Peterson	10
	Larry Bohannon	10
1962	Larry Bohannon	9
	Bobby Jenkins	9
1961	Larry Bohannon	8
1960	Four with	4

COMPLETE GAMES

2017	Tanner Houck	3
2016	Tanner Houck/Reggie McClain	3
2015	Reggie McClain	2



Garrett Broshuis (2002-04)

2014	Brett Graves	2
2013	Rob Zastryzny	3
2012	Rob Zastryzny	2
2011	Matt Stites	1
2010	Nick Tepesch	2
2009	Kyle Gibson	5
2008	Aaron Crow	4
2007	Aaron Crow	2
	Rick Zagone	2
2006	Nathan Culp	2
2005	Max Scherzer	1
	Nathan Culp	1
2004	Garrett Broshuis	2
2003	Justin James	1
	Andy Shipman	1
2002	Justin James	1
	Abel Newton	1
2001	Drew Endicott	3
2000	Jon Harris	1
1999	Justin Stine	6
1998	Justin Stine	6
1997	Justin Stine	6
1996	Jeremy Callier	3
1995	Jeremy Callier	3
1994	Chris Robertson	4
1993	Jason Meyhoff	2
1992	John Dettmer	3
1991	John Dettmer	7
1990	John Dettmer	5
1989	Mike Potthoff	3
1988	Mike Potthoff	5
1987	Larry Pierson	7
1986	Larry Pierson	5
1985	Dave Otto	6
1984	Dave Biscan	6
1983	Dave Otto	7
1982	Jim Maddock	9
1981	Tom Heckman	11
1980	Ron Mathis	9
	Kurt Moody	9
1979	Ron Mathis	10
1978	Rob Pietroburgo	8
1977	Tom Bloemke	7
1976	Rob Pietroburgo	6
1975	Rod Denman	5
1974	Barry Koenke	9
1973	Ben Tensing	6
1972	Ben Tensing	7
1971	Bill Todd	8
1970	Bill Todd	7
1969	Bob Sheetz	4
1968	Rich Henninger	4
1967	Jerald Hurt	2
	Mike McFarland	2
1966	Mike McFarland	4
1965	Jack Stroud	3
1964	Keith Weber	9
	Jim Nelson	9
1963	Rich Peterson	8
1962	Larry Bohannon	6
	Bobby Jenkins	6
1961	Larry Bohannon	3
	Bobby Jenkins	3
1960	Three with	1

VICTORIES

2017	T.J. Sikkema	8
2016	Tanner Houck/Reggie McClain	5
2015	Tanner Houck	8
2014	Peter Fairbanks	4
2013	Keaton Steele	5
2012	Blake Holovach	7
2011	Phil McCormick	8
2010	Nick Tepesch	6
	Phil McCormick	6
2009	Kyle Gibson	11
2008	Aaron Crow	13
2007	Aaron Crow	9
2006	Nathan Culp	11

1999	Justin Stine	9
1998	Ryan Jamison	8
1997	Justin Stine	9
	Jay Bell	9
1996	Jeremy Callier	9
1995	Jeremy Callier	5
1994	Chris Robertson	8
1993	Jason Meyhoff	9
1992	John Dettmer	6
	John Chambliss	6
1991	John Dettmer	9
1989	Chuck Fletcher	7
1988	Mike Potthoff	8
1987	Tony Russo	9
1986	Larry Pierson	8
1985	Dave Otto	8
1984	Dave Biscan	8
1983	Dave Otto	8
1982	Kurt Moody	8
	Dave Spreckels	8
1981	Tom Heckman	10
1980	Tom Heckman	10
1979	Ron Mathis	11
1978	Rob Pietroburgo	9
1977	Tom Bloemke	9
1976	Rob Pietroburgo	8
	Pete Woods	8
1975	John Piechocinski	4
1974	Barry Koeneke	9
1973	Barry Koeneke	4
	Ben Tensing	4
1972	Ben Tensing	6
1971	Bill Todd	6
1970	Bob Sheetz	5
1969	Bob Sheetz	5
1968	Rich Henninger	5
1967	Jerald Hurt	7
1966	Orville Hollrah	3

	Jerald Hurt	3
1965	Orville Hollrah	5
1964	Keith Weber	11
1963	Rich Peterson	8
1962	Larry Bohannon	8
1961	Bobby Jenkins	5
1960	Dave Koch	5

EARNED-RUN AVERAGE

2017	T.J. Sikkema	2.72
2016	Tanner Houck	2.99
2015	Lake Dabney	1.17
2014	Alec Rash	2.04
2013	John Miles	2.35
2012	Jeff Emens	2.71
2011	Phil McCormick	3.50
2010	Kelly Fick	3.74
2009	Ryan Gargano	2.67
2008	Aaron Crow	2.35
2007	Ryan Gargano	1.73
2006	Travis Wendte	1.86
2005	Max Scherzer	1.86
2004	Nick Admire	2.12
2003	Travis Wendte	3.45
2002	Travis Wendte	3.89
2001	Logan Dale	3.00
2000	Brian Ackerson	3.42
1999	Chris George	2.73
1998	Chris George	2.83
1997	Ryan Jamison	4.59
1996	Mike Haverty	4.24
1995	Jeremy Callier	4.55
1994	Jason Meyhoff	3.27
1993	John Chambliss	4.10
1992	Brent Schnieders	3.92
1991	John Dettmer	2.63
1990	Steve Powers	3.77
1989	Mike Munro	2.61
1988	Steve Powers	4.61
1987	Larry Pierson	4.22
1986	Bob Faron	5.01
1985	Dave Otto	4.84
1984	Dave Biscan	2.80
1983	Dave Otto	2.71
1982	Kurt Moody	2.67
1981	Tom Heckman	2.51
1980	Kurt Moody	1.97
1979	Tom Heckman	2.33
1978	Tom Heckman	1.94
1977	Tom Bloemke	3.71
1976	Rob Pietroburgo	3.16
1975	Rod Denman	3.31
1974	Barry Koeneke	2.74
1973	Ben Tensing	2.35
1972	Ben Tensing	3.05
1971	Bill Todd	2.34
1970	Bob Sheetz	1.97
1969	Bob Sheetz	2.57
1968	Rich Henninger	1.23
1967	Jerald Hurt	1.82
1966	Mike Eader	1.44
1965	Orville Hollrah	3.06
1964	Dennis Musgraves	0.55
1963	Keith Weber	0.50
1962	Larry Bohannon	2.17
1961	Larry Bohannon	1.24
1960	Dave Koch	3.80

INNINGS PITCHED

2017	Tanner Houck	94.2
2016	Tanner Houck	105.1
2015	Reggie McClain	101.0
2014	Brett Graves	93.0
2013	Rob Zastryzny	90.2
2012	Rob Zastryzny	109.0
2011	Matt Stites	92.0
2010	Nick Tepesch	98.2
2009	Kyle Gibson	106.2

2008	Aaron Crow	107.2
2007	Aaron Crow	117.2
2006	Nathan Culp	124.1
2005	Max Scherzer	106.1
2004	Danny Hill	114.0
2003	Justin James	114.0
2002	Garrett Broshuis	80.0
2001	Matt Hobbs	82.0
2000	Logan Dale	81.1
1999	Justin Stine	116.0
1998	Justin Stine	93.1
1997	Justin Stine	123.0
1996	Jeremy Callier	90.0
1995	Jeremy Callier	89.0
1994	Chris Robertson	115.2
1993	Jason Meyhoff	101.1
1992	John Dettmer	96.2
1991	John Dettmer	120.0
1990	John Dettmer	85.2
1989	Mike Potthoff	86.1
1988	Mike Potthoff	90.0
1987	Larry Pierson	102.1
1986	Larry Pierson	93.1
1985	Paul James	92.0
1984	Dave Otto	78.0
1983	Dave Otto	79.2
1982	Kurt Moody	80.2
1981	Tom Heckman	96.2
1980	Ron Mathis	88.2
1979	Tom Heckman	89.0
1978	Rob Pietroburgo	86.1
1977	Tom Bloemke	80.0
1976	Rob Pietroburgo	88.1
1975	John Piechocinski	55.2
1974	Barry Koeneke	69.0
1973	Ben Tensing	65.1
1972	Ben Tensing	56.0
1971	Bill Todd	62.2
1970	Bill Todd	74.0
1969	Tom Lundgren	53.0
1968	Rich Henninger	58.1
1967	Jerald Hurt	49.1
1966	Mike McFarland	50.0
1965	Orville Hollrah	50.0
1964	Keith Weber	88.1
1963	Rich Peterson	72.1
1962	Bobby Jenkins	64.2
1961	Larry Bohannon	43.2
1960	Dave Koch	40.0


STRIKEOUTS

2017	Tanner Houck	93
2016	Tanner Houck	106
2015	Tanner Houck	91
2014	Brett Graves	64
2013	Rob Zastryzny	82
2012	Rob Zastryzny	76
2011	Matt Stites	77
2010	Nick Tepesch	75
2009	Kyle Gibson	131
2008	Aaron Crow	127
2007	Aaron Crow	90
2006	Nathan Culp	84
2005	Max Scherzer	131
2004	Danny Hill	94
2003	Justin James	92
2002	Garrett Broshuis	58
	Abel Newton	58
2001	Drew Endicott	62
2000	Pete Sansone	67
1999	Justin Stine	107
1998	Jay Bell	84
1997	Justin Stine	84
1996	Aaron Akin	55
	Jay Bell	55
1995	Jeremy Callier	60
1994	Chris Robertson	116
1993	Jason Meyhoff	114

1992	John Dettmer	123
1991	John Dettmer	127
1990	John Dettmer	99
1989	Mike Potthoff	56
1988	Mike Potthoff	76
1987	Tony Russo	84
1986	Bill Taylor	51
1985	Dave Otto	72
1984	Dave Otto	63
1983	Dave Otto	60
1982	Jim Maddock	65
1981	Jim Maddock	73
1980	Ron Mathis	64
1979	Ron Mathis	69
1978	Rob Pietroburgo	82
1977	Rob Pietroburgo	68
1976	Rob Pietroburgo	70
1975	John Piechocinski	34
1974	Barry Koeneke	50
1973	Barry Koeneke	65
1972	Ben Tensing	58
1971	Bill Todd	49
1970	Bill Todd	60
1969	Tom Lundgren	37
1968	Rich Henninger	59
1967	Mike McFarland	49
1966	Mike McFarland	51
1965	Orville Hollrah	67
1964	Keith Weber	90
1963	Jack Stroud	73
1962	Larry Bohannon	62
1961	Bobby Jenkins	45
1960	Ronnie Goodwyn	30

SAVES

2017	T.J. Sikkema	4
2016	Brian Sharp	5
2015	Breckin Williams	13
2014	Keaton Steele	9
2013	John Miles	2
	Keaton Steele	2
2012	Jake Walsh	8
2011	Phil McCormick	8
2010	Jeff Emens	4
2009	Brad Buehler	8
2008	Scooter Hicks	5
2007	Kyle Gibson	7
2006	Taylor Parker	5
2005	Taylor Parker	4
	Andrew Johnston	4
2004	Mark Alexander	10
2003	Travis Wendte	8
2002	Travis Wendte	5
2001	Ryan Stegall	6
2000	Ryan Stegall	12
1999	Ryan Jamison	5
1998	Chris George	4
1997	Ryan Jamison	5
1996	Justin Stine	6
1995	Chris Giuliani	1
	Michael Hunt	1
1994	Three with	2
1993	Keith Massa	5
1992	Brent Schnieders	5
1991	Mike Munro	4
	Brent Schnieders	4
1990	Scott Black	7
1989	Bunky Moeller	8
1988	Scott Black	8
1987	Five with	1
1986	Todd Richmond	2
1985	Todd Richmond	2
1984	Dave Otto	4
1983	Three with	1
1982	Bob Baker	3
1981	Bob Baker	3
1980	Mike Pfautsch	4
1979	Mike Pfautsch	7
1978	Jeff Cornell	9



Tom Heckman (1978-81)




YEAR-BY-YEAR HITTING


<i>Year</i>	<i>Record</i>	<i>AB</i>	<i>R</i>	<i>H</i>	<i>RBI</i>	<i>2B</i>	<i>3B</i>	<i>HR</i>	<i>TB</i>	<i>SB</i>	<i>BB</i>	<i>K</i>	<i>Avg.</i>
1950	11-9	606	92	143	78	—	—	—	—	—	—	—	.236
1951	12-6	429	78	104	56	14	3	3	133	29	—	—	.242
1952	20-7	932	185	256	153	37	16	10	355	66	—	—	.274
1953	11-8	651	146	171	117	42	9	5	246	31	122	112	.261
1954	22-4	897	218	273	175	51	12	23	417	64	118	121	.304
1955	14-6	707	169	200	145	30	8	20	303	18	125	91	.283
1956	14-7	753	198	239	171	31	16	19	357	54	161	92	.317
1957	13-7	619	132	173	107	30	11	19	282	22	89	77	.279
1958	22-7	1010	260	313	228	52	17	34	501	62	155	172	.309
1959	3-17	662	163	199	137	34	14	10	291	13	74	69	.300
1960	12-9	729	195	245	173	31	14	23	373	14	103	77	.336
1961	16-7	717	141	192	131	43	15	16	297	9	74	88	.267
1962	22-7	925	203	268	167	35	11	22	391	23	119	86	.289
1963	25-8	1052	189	298	145	46	7	13	397	22	117	138	.283
1964	27-5-1	1011	154	267	124	45	15	14	384	24	128	129	.267
1965	15-8	748	172	236	150	40	19	29	401	28	84	144	.316
1966	13-12	731	110	186	96	29	3	16	269	16	97	150	.245
1967	15-14-1	960	155	256	118	36	12	14	358	28	87	177	.267
1968	11-16	817	114	182	99	26	5	12	254	29	101	143	.223
1969	14-13	788	105	181	86	24	4	14	255	33	81	137	.230
1970	12-13	791	113	208	93	31	5	11	282	8	91	105	.262
1971	17-16	976	129	241	113	34	10	15	340	17	105	153	.247
1972	16-16	918	146	232	118	31	10	14	325	20	88	149	.253
1973	13-21	908	105	209	88	28	7	12	287	7	119	144	.232
1974	28-14	1199	252	349	210	38	18	27	504	41	179	167	.291
1975	17-20	1130	220	333	184	47	19	19	475	43	153	163	.295
1976	46-22	1985	487	638	434	98	44	41	937	39	303	275	.321
1977	36-15	1553	365	483	316	85	19	34	708	57	232	176	.311
1978	35-18	1552	323	465	294	68	16	33	664	74	226	217	.300
1979	45-12	1649	391	501	326	87	20	29	715	83	303	201	.304
1980	45-15-1	1823	367	566	318	90	29	25	789	46	276	200	.310
1981	43-18	1775	396	552	333	93	20	20	745	51	279	191	.311
1982	39-17	1742	440	585	377	96	32	26	823	49	254	182	.336
1983	25-16	1225	302	378	279	84	9	34	582	34	205	154	.309
1984	27-20-1	1462	285	407	249	79	12	26	588	36	200	202	.278
1985	36-27	1802	524	608	448	109	16	87	1010	70	292	286	.323
1986	28-23-1	1640	445	556	396	96	18	83	937	55	234	237	.339
1987	35-24	1826	478	560	412	98	19	73	915	35	338	308	.307
1988	42-22	2060	573	643	513	137	29	83	1087	58	383	347	.312
1989	35-27	1955	407	566	371	92	24	35	811	50	325	322	.290
1990	28-27	1728	351	501	317	86	14	38	729	35	271	280	.290
1991	38-17	1727	362	480	307	89	13	32	691	52	246	283	.278
1992	34-22	1845	440	574	399	115	19	62	913	43	302	305	.311
1993	30-19	1686	355	484	302	100	16	30	706	48	255	298	.297
1994	32-26	2069	447	635	391	132	28	42	949	45	334	376	.307
1995	19-34	1789	310	498	288	78	15	40	726	54	256	345	.278
1996	39-19	2105	545	659	509	144	18	52	995	38	384	412	.313
1997	31-27	2063	493	602	446	129	18	72	983	53	349	441	.292
1998	36-18	1886	495	595	451	125	14	110	1078	78	284	418	.315
1999	37-19	1920	412	550	359	138	11	53	869	40	320	449	.286
2000	33-24	1966	386	566	347	100	10	52	842	54	268	386	.288
2001	31-24-1	1856	349	524	310	102	13	41	775	83	252	340	.282
2002	24-29	1906	413	573	368	109	17	44	848	54	257	323	.300
2003	36-26	2002	482	614	419	109	17	46	889	80	299	352	.307
2004	38-23-1	2131	427	619	386	118	21	60	959	39	337	442	.290
2005	40-23	2180	509	617	441	111	26	34	882	51	357	493	.283
2006	35-28	2170	403	618	364	99	16	41	872	73	283	408	.285
2007	42-18	2049	403	580	368	102	17	47	857	59	285	656	.283
2008	39-21	2027	439	611	406	116	11	59	926	44	288	408	.301
2009	35-27	2045	411	556	366	112	19	41	829	45	298	449	.272
2010	29-26	1900	410	547	370	116	9	53	840	16	277	458	.288
2011	27-32	1949	286	509	249	84	11	22	681	94	239	406	.261
2012	33-28	2039	342	558	302	96	11	29	763	65	222	397	.274
2013	18-32	1643	205	402	185	64	9	15	529	20	161	368	.245
2014	20-33	1784	196	432	170	75	7	10	551	40	191	373	.242
2015	30-28	1889	274	487	249	86	14	41	724	69	182	417	.258
2016	26-30	1841	290	459	265	87	15	31	669	64	235	455	.249
2017	36-23	1993	347	522	311	109	11	52	809	76	277	514	.262

YEAR-BY-YEAR PITCHING


Year	Record	IP	H	R	ER	BB	K	ERA
1950	11-9	168.0	149	90	49	96	149	2.49
1951	12-6	N/A	N/A	N/A	N/A	N/A	N/A	N/A
1952	20-7	236.0	183	106	60	101	173	2.28
1953	11-8	165.2	168	97	62	81	120	3.39
1954	22-4	234.0	167	75	58	105	169	2.27
1955	14-6	179.1	135	63	39	82	154	1.95
1956	14-7	186.2	156	112	72	96	135	3.91
1957	13-7	152.2	140	91	62	83	141	3.67
1958	22-7	245.1	182	125	95	159	189	3.48
1959	3-17	161.0	83	38	24	72	136	1.34
1960	12-9	166.0	193	130	96	111	109	5.21
1961	16-7	176.1	127	72	38	81	145	1.94
1962	22-7	220.1	198	118	71	90	215	2.90
1963	25-8	254.2	176	71	51	100	264	1.87
1964	27-5-1	264.0	144	47	19	121	299	0.65
1965	15-8	179.1	161	105	81	102	209	4.06
1966	13-12	191.1	177	105	68	89	189	3.20
1967	15-14-1	230.1	220	162	106	146	221	4.15
1968	11-16	212.0	214	128	86	121	194	3.65
1969	14-13	208.0	209	101	77	74	147	3.33
1970	12-13	201.2	213	119	91	87	140	4.06
1971	17-16	248.2	248	129	79	125	149	2.86
1972	16-16	233.0	243	166	127	111	179	4.90
1973	13-21	245.1	243	140	104	125	217	3.81
1974	28-14	302.1	314	177	130	138	191	3.87
1975	17-20	280.2	303	207	152	203	192	4.88
1976	46-22	491.0	498	293	239	273	358	4.38
1977	36-15	382.0	394	251	205	221	284	4.83
1978	35-18	386.2	351	176	128	142	284	2.98
1979	45-12	411.0	405	223	178	188	243	3.90
1980	45-15-1	467.2	391	197	147	198	291	2.83
1981	43-18	437.1	440	239	179	176	278	3.68
1982	39-17	415.1	448	264	197	194	318	4.26
1983	25-16	300.0	321	197	161	139	233	4.83
1984	27-20-1	370.1	406	262	201	167	236	4.88
1985	36-27	440.1	565	421	312	226	315	6.37
1986	28-23-1	383.0	446	342	284	245	260	6.67
1987	35-24	448.2	486	331	275	257	351	5.51
1988	42-22	501.1	647	410	338	235	375	6.07
1989	35-27	493.0	552	338	253	229	326	4.62
1990	28-27	437.1	490	268	229	171	344	4.71
1991	38-17	444.2	417	257	212	222	359	4.29
1992	34-22	457.2	499	312	268	226	391	5.27
1993	30-19	432.1	427	243	203	208	340	4.23
1994	32-26	510.1	535	378	303	260	399	5.34
1995	19-34	454.0	560	395	336	236	286	6.66
1996	39-19	510.0	643	412	337	248	324	5.95
1997	31-27	507.0	683	441	393	217	362	6.98
1998	36-18	464.2	538	345	298	205	457	5.77
1999	37-19	492.2	541	313	260	183	459	4.75
2000	33-24	505.0	601	358	300	230	429	5.35
2001	31-24-1	486.1	545	321	254	177	380	4.70
2002	24-29	469.2	635	422	371	201	395	7.11
2003	36-22	506.0	565	348	285	158	426	5.07
2004	38-23-1	560.1	544	291	234	177	462	3.76
2005	40-23	559.2	519	258	197	194	486	3.17
2006	35-23	565.1	530	256	211	160	476	3.36
2007	42-18	536.1	566	303	253	155	402	4.25
2008	39-21	520.1	571	304	265	171	495	4.58
2009	35-27	538.2	594	347	304	177	492	5.08
2010	29-26	488.1	573	337	274	156	340	5.05
2011	27-32	517.2	574	320	262	213	409	4.56
2012	33-28	535.1	574	298	258	193	397	4.34
2013	18-32	440.0	484	242	189	152	342	3.87
2014	20-33	478.1	518	250	214	127	345	4.03
2015	30-28	511.0	475	239	209	148	457	3.68
2016	26-30	493.2	552	298	238	142	422	4.34
2017	36-23	531.2	449	272	217	192	505	3.67



Norm Stewart threw Missouri's first no-hitter during the Tigers' 1954 National Championship season.



Ryan Jamison was part of the Tigers' record-setting strikeout seasons of 1998 and 1999.



Justin James led Mizzou with 92 K's in 2003.

Overall Totals—2,290 wins, 1,561 losses, 20 ties (.594 winning percentage)
Conference Totals—891 wins, 727 losses, 1 tie (.551 winning percentage)
+forfeited 13 wins—actual record 16-4 overall, 10-4 in Big Eight



<p>1929 Coach: Crangle (8-9)</p> <p>4 Washington (Mo.) 6 1 Wisconsin 5 2 Wisconsin 4 4 Nebraska 3 1 Nebraska 0 14 Oklahoma 12 2 Oklahoma 3 2 Kansas State 3 9 Kansas State 10 3 Kansas 0 7 Kansas 5 4 Kansas 2 8 Iowa State 9 8 Iowa State 3 7 Central College 10 2 Nebraska 3 9 Nebraska 4</p> <p>1930 Coach: Crangle (7-11)</p> <p>0 Iowa 14 6 Northwestern 5 3 Nebraska 1 10 Nebraska 8 3 Washington (Mo.) 5 4 Washington (Mo.) 20 0 Oklahoma 15 4 Oklahoma 3 4 Iowa State 3 0 Iowa State 6 1 Kansas State 16 9 Kansas State 10 3 Nebraska 9 1 Nebraska 2 3 Kansas 5 8 Kansas 2 2 Kansas 1</p> <p>1931 Coach: Crangle (10-2)</p> <p>2 Kirkville 3 11 Central College 1 4 Kansas State 6 14 Kansas State 11 13 Kansas 7 5 Kansas 3 4 Kansas 1 0 Kirkville 16 8 Iowa State 7 3 Nebraska 0 6 Nebraska 5</p> <p>1932 Coach: Crangle (10-6)</p> <p>4 Kirkville 3 4 Washington (Mo.) 8 8 Oklahoma 3 14 Kansas State 5 6 Kansas State 7 5 Kansas 3 4 Kansas 8 6 Kansas 5 6 Kansas 3 4 Maryville 1 12 Kirkville 7 3 Luther 4 7 Northwestern 10 13 Washington (Mo.) 8 10 Iowa State 1 5 Iowa State 10</p> <p>1933 Coach: Brewer (5-6)</p> <p>3 Washington (Mo.) 4 5 Kansas State 11 10 Kansas State 3 3 Oklahoma 5 12 Oklahoma 20 3 Oklahoma City 2 1 Iowa State 0 2 Kirkville 8 3 Kansas State 11 16 Oklahoma 8 9 Washington (Mo.) 5</p> <p>1934 Coach: Brewer (7-11)</p> <p>0 Illinois Wesleyan 3 1 Upper Iowa 10 3 Luther College 11 5 Kirkville 1 4 Kirkville Ost. 5 10 Westminster 7 5 Westminster 3 22 Illinois Wesleyan 7 1 Monmouth 8 9 Illinois College 15 7 Kirkville 8 5 Kansas State 6 8 Kansas State 29 5 Oklahoma 4 1 Oklahoma 3 4 Oklahoma 1 3 Kansas State 9 5 Kansas State 0</p>	<p>1935 Coach: Stankowski (7-10)</p> <p>5 Oklahoma 15 5 Oklahoma 13 10 Oklahoma 11 2 Kansas State 3 8 Westminster 3 10 Iowa State 2 5 Iowa State 7 8 Kansas State 3 2 Kansas State 6 2 Kansas State 6 7 Kirksville 2 3 Iowa State 5 4 Iowa State 6 0 Washington (Mo.) 1 4 Washington (Mo.) 3 12 Westminster 3 2 Kirksville 4</p> <p>1936 Coach: Stankowski (9-7)</p> <p>14 Westminster 9 15 Westminster 3 2 Nebraska 1 4 Nebraska 8 8 Westminster 9 0 Kirksville 0 5 Iowa State 6 5 Iowa State 6 2 Saint Louis 2 2 Washington (Mo.) 3 2 Kansas State 0 2 Kansas State 3 10 Kansas State 6 2 Kansas State 4 6 Washington (Mo.) 2 6 Saint Louis 5</p> <p>1937 Coach: Simmons (13-2-1)</p> <p>4 Westminster 2 7 Nebraska 6 10 Nebraska 8 3 Iowa State 2 11 Iowa State 2 5 Westminster 3 1 Kansas State 6 4 Kansas 5 12 Kansas 7 18 Saint Louis 2 4 Kansas State 0 10 Kansas State 1 9 Washington (Mo.) 2 9 Saint Louis 5 9 Kansas 1 2 Kansas 2</p> <p>1938 Coach: Simmons (11-2)</p> <p>7 Kirkville 2 13 Iowa 0 9 Westminster 3 5 Nebraska 1 14 Nebraska 0 3 Iowa State 0 2 Iowa State 5 4 Kansas State 0 21 Kansas 1 3 Kansas 4 3 Oklahoma 2 1 Oklahoma 0 3 Saint Louis 6</p> <p>1939 Coach: Simmons (11-3)</p> <p>1 Rockhurst 5 2 Nebraska 1 9 Nebraska 2 4 Iowa State 0 7 Iowa State 2 2 Kansas State 0 21 Kansas State 9 3 Kansas 0 3 Kansas State 2 4 Kansas State 2 9 Saint Louis 0 4 Oklahoma 10 2 Oklahoma 8</p> <p>1940 Coach: Simmons (8-4)</p> <p>9 Kansas 6 18 Rockhurst 1 7 Nebraska 5 8 Nebraska 2 6 Kansas State 7 6 Kansas State 7 14 Westminster 2 3 Iowa State 0 0 Iowa State 2 5 Oklahoma 12 4 Oklahoma 3 8 Kansas 6</p>	<p>1941 Coach: Simmons (15-2)</p> <p>13 Drake 1 4 Washington (Mo.) 2 8 Saint Louis 5 20 Washington (Mo.) 10 17 Nebraska 1 5 Nebraska 1 17 Saint Louis 0 2 Kansas State 2 2 Kansas State 6 5 Kansas 0 18 Kansas 5 4 Kansas 2 3 Kansas 1 3 Oklahoma 2 4 Oklahoma 4 5 Iowa State 4 14 Iowa State 13</p> <p>1942 Coach: Simmons (12-3)</p> <p>6 Central College 0 1 Kansas State 0 0 Jefferson Barrk. 8 2 Washington (Mo.) 1 14 Jefferson Barrk. 11 11 Kansas 3 10 Nebraska 7 10 Washington (Mo.) 0 11 Oklahoma 10 6 Iowa State 4 1 Iowa State 1 6 Kansas 1 2 Bradley Tech. 9 14 Bradley Tech. 8</p> <p>1943 Coach: Simmons (3-3)</p> <p>5 Westminster 1 2 Westminster 4 10 Washington (Mo.) 3 2 Lambert Field 6 1 Iowa State 0 0 Iowa State 6</p> <p>(no team - World War II)</p> <p>1944</p> <p>(no team - World War II)</p> <p>1945</p> <p>(no team - World War II)</p> <p>1946 Coach: Simmons (5-7)</p> <p>27 Sedalia Army 5 2 Nebraska 5 4 Nebraska 5 4 Saint Louis 5 14 Washington (Mo.) 19 5 Kansas 4 5 Kansas 4 7 Kansas 5 8 Kansas 4 0 Washington (Mo.) 5 2 Iowa State 3 0 Iowa State 9</p> <p>1947 Coach: Simmons (11-8)</p> <p>5 Saint Louis 6 1 Saint Louis 1 0 Saint Louis 0 0 Saint Louis 0 13 Nebraska 8 2 Kansas State 4 2 Kansas State 4 7 Kansas 0 7 Kansas 4 6 Nebraska 4 11 Nebraska 4 3 Oklahoma 7 12 Oklahoma 4 2 Iowa State 2 2 Kansas State 0 1 Oklahoma 4 1 Oklahoma 6 2 Kansas 2 0 Kansas 0</p> <p>1948 Coach: Simmons (15-6)</p> <p>2 Washington (Mo.) 7 9 Saint Louis 0 9 Arkansas 8 10 Kansas 5 1 Kansas 0 5 Washington (Mo.) 2 3 Nebraska 0 1 Nebraska 3 3 Oklahoma 2 2 Oklahoma 3 22 Iowa State 6 4 Iowa State 0 8 Kansas 2 2 Kansas 4</p>	<p>6 Saint Louis 1 1 Kansas State 4 11 Kansas State 4 8 Kansas State 1 4 Kansas State 3 6 Colorado 4 6 Colorado 0</p> <p>1949 Coach: Simmons (7-11)</p> <p>3 Washington (Mo.) 5 6 Washington (Mo.) 0 7 Kansas 1 1 Kansas 4 0 Oklahoma State 5 0 Oklahoma State 13 9 Oklahoma State 14 7 Oklahoma 5 1 Oklahoma 2 1 Kansas 2 2 Kansas 4 3 Washington (Mo.) 5 6 Iowa State 4 8 Nebraska 3 0 Nebraska 8 3 Kansas State 0 5 Colorado 0 0 Colorado 1</p> <p>1950 Coach: Simmons (11-9-1)</p> <p>4 Arkansas 7 10 Southern Methodist 20 2 Texas Christian 3 11 Texas Christian 6 1 Nebraska 7 1 Nebraska 3 8 Washington (Mo.) 5 5 Iowa State 1 4 Iowa State 3 9 Kansas 2 3 Kansas 9 3 Kansas 3 1 Kansas 2 1 Kansas 2 6 Kansas State 2 3 Kansas State 1 0 Colorado 8 12 Colorado 3 9 Washington (Mo.) 0 6 Oklahoma 8 6 Oklahoma 0</p> <p>1951 Coach: Simmons (12-6)</p> <p>2 Washington (Mo.) 0 8 Ft. Leonard Wood 5 4 Oklahoma 5 1 Rockhurst 3 12 Kansas State 7 7 Kansas State 9 8 Kansas 1 4 Nebraska 0 2 Washington (Mo.) 5 5 Ft. Leonard Wood 18 2 Colorado 0 0 Kansas State 8 5 Kansas State 0</p> <p>1952 Coach: Simmons (20-7)</p> <p>Big Seven Champions College World Series National Runners-Up</p> <p>Ft. Leonard Wood 1 Texas Christian 5 Texas Christian 6 Oklahoma State 3 Oklahoma State 6 Kansas State 0 Kansas State 4 Iowa State 0 Iowa State 2 Ft. Leonard Wood 6 Kansas State 6 Kansas State 5 Colorado 4 Colorado 4 Oklahoma 4 Oklahoma 4 Nebraska 5 Nebraska 5 Kansas 2 Saint Louis 1 Saint Louis 1</p> <p>College World Series Northern Colorado 1 Holy Cross 0 Penn State 2 Holy Cross 3 Holy Cross 4</p> <p>1953 Coach: Simmons (11-8)</p> <p>5 Tulsa 6 10 Tulsa 9 1 Ft. Leonard Wood 2 1 Oklahoma State 4 14 Oklahoma State 3</p>	<p>25 Kansas State 3 10 Kansas State 2 6 Nebraska 11 3 Nebraska 0 9 Colorado 5 10 Kansas State 3 9 Kansas State 7 8 Kansas 3 4 Kansas 3 10 Kansas 9 7 Kansas 9 2 Oklahoma 5 5 Oklahoma 7</p> <p>1954 Coach: Simmons (22-4)</p> <p>Big Seven Champions College World Series National Champions</p> <p>Ft. Leonard Wood 6 Ft. Leonard Wood 2 Arkansas 0 Arkansas 6 Oklahoma State 5 Oklahoma State 6 Sedalia A.F.B. 1 Sedalia A.F.B. 3 Iowa State 4 Iowa State 3 Kansas State 5 Kansas State 10 Colorado 11 Colorado 5 Oklahoma 2 Oklahoma 1 Iowa State 2 Iowa State 1 Lafayette 3 Rollins 4 Massachusetts 1 Oklahoma State 3 Michigan State 3 Rollins 1</p> <p>1955 Coach: Simmons (14-6)</p> <p>27 Ft. Leonard Wood 4 6 Ft. Leonard Wood 2 11 Arkansas 5 1 Arkansas 2 12 Tulsa 2 10 Tulsa 4 3 Oklahoma State 4 1 Iowa State 0 7 Oklahoma 4 2 Oklahoma 4 0 Oklahoma 4 5 Colorado 3 19 Kansas State 1 15 Kansas State 2 0 Nebraska 4 11 Nebraska 1 16 Kansas 2 5 Iowa State 1 8 Iowa State 7</p> <p>1956 Coach: Simmons (14-7)</p> <p>5 Oklahoma State 5 10 Oklahoma State 10 14 Tulsa 6 8 Tulsa 6 7 Washington (Mo.) 5 12 Washington (Mo.) 3 2 Arkansas 0 8 Arkansas 2 6 Iowa State 1 18 Iowa State 4 Kansas State 1 Colorado 4 Colorado 4 Kansas 1 Kansas 5 Oklahoma State 13 Nebraska 10 Nebraska 4</p> <p>1957 Coach: Simmons (13-7)</p> <p>12 Arkansas 6 9 Arkansas 7 7 Washington (Mo.) 0 6 Colorado 2 2 Colorado 2 9 Iowa State 14 5 Iowa State 6 7 Iowa State 3 16 Kansas 5 3 Kansas 6 5 Kansas 1 16 Kansas State 4 6 Kansas State 5 9 Kansas State 2 6 Nebraska 8</p>	<p>2 Nebraska 7 5 Nebraska 2 3 Oklahoma 4 0 Oklahoma 0 2 Oklahoma 7</p> <p>1958 Coach: Simmons (22-7)</p> <p>Big Eight Champions College World Series National Runners-Up</p> <p>5 Mississippi 4 14 Mississippi 5 13 Arkansas State 0 2 Arkansas State 3 3 Nebraska 6 9 Nebraska 6 12 Nebraska 5 4 Washington (Mo.) 5 25 Kansas 14 24 Kansas State 2 5 Kansas State 0 3 Kansas State 6 5 Oklahoma 4 12 Washington (Mo.) 3 8 Iowa State 6 7 Iowa State 8 11 Iowa State 0 17 Colorado 8 9 Colorado 3 8 Colorado 4 14 Oklahoma State 3 District V Playoffs Iowa St. Teachers 7 13 Iowa St. Teachers 3 College World Series Western Michigan 1 11 Colorado State 2 4 Holy Cross 1 3 Western Michigan 1 0 Southern California 7 7 Southern California 8</p> <p>1959 Coach: Simmons (3-17)*</p> <p>* Memphis State 2 *10 Memphis State 2 *12 Arkansas State 1 *11 Arkansas 0 *13 Arkansas 0 *10 Washington (Mo.) 4 *3 Kansas State 0 *26 Kansas State 3 *22 Kansas State 0 *8 Nebraska 7 *8 Nebraska 2 *3 Nebraska 2 *3 Oklahoma 1 0 Oklahoma 1 2 Iowa State 4 14 Colorado 0 7 Colorado 6 6 Colorado 0 0 Oklahoma State 1 1 Oklahoma State 2 *victories forfeited</p> <p>1960 Coach: Simmons (12-9)</p> <p>19 Memphis State 7 7 Memphis State 10 21 Arkansas 8 8 Arkansas 9 3 Oklahoma State 4 1 Oklahoma State 2 0 Oklahoma State 2 20 Washington (Mo.) 6 12 Nebraska 9 14 Nebraska 9 9 Nebraska 6 5 Washington (Mo.) 6 11 Kansas 3 10 Kansas 9 6 Oklahoma 5 4 Oklahoma 7 6 Iowa State 8 2 Iowa State 7 17 Colorado 2</p> <p>1961 Coach: Simmons (16-7)</p> <p>1 Memphis State 0 10 Memphis State 3 5 Oklahoma 0 3 Oklahoma 4 11 Washington (Mo.) 2 5 Nebraska 3 2 Nebraska 1 5 Nebraska 2 2 Washington (Mo.) 5 3 Kansas 1 4 Kansas 1 16 Kansas State 8 1 Kansas State 4 2 Kansas State 1 5 Iowa State 6</p>
---	--	---	---	--	---



#COMMITTOEXCELLENCE

13	Iowa State	3	2	Kansas	1	10	St. Edward's	13	1	Nebraska	2	15	Nebraska	3	0	Murray State	1
18	Iowa State	1	2	Kansas	0	0	Texas A&M	4	7	Nebraska	2	3	Nebraska	7	3	Murray State	7
13	Colorado	16	4	Kansas	3	8	Colorado	5	11	Nebraska	7	5	Missouri Western	2	3	Southern Illinois	10
9	Colorado	1		District V Playoffs		4	Colorado	12	2	Oklahoma	1	7	Missouri Western	1	4	Southern Illinois	5
5	Colorado	4	1	Saint Louis	1	7	Colorado	3	7	Oklahoma	5	3	Kansas	6	8	Southern Illinois	7
1	Oklahoma State	2	2	Saint Louis	1	4	Iowa State	0	0	Oklahoma	1	3	Kansas	0	9	Southern Illinois	6
7	Oklahoma State	1		College World Series		6	Iowa State	9				9	Kansas	3	4	Oklahoma	2
2	Oklahoma State	3	7	Arizona State	0	7	Iowa State	6				9	Kansas	3	7	Iowa State	6
			3	Southern Cal	3	1	Nebraska	0		1972		10	Colorado	9	8	Colorado	2
			3	Seton Hall	1	5	Nebraska	1	1	Coach: Simmons (16-16)		15	Colorado	3	0	Oklahoma	8
			4	Minnesota	1	1	Oklahoma	3	3	Indiana	0	0	Kansas State	4	5	Oklahoma	3
			2	Maine	1	2	Oklahoma	3	15	Indiana	13	3	Kansas State	9		NCAA Midwest Regional	
			1	Minnesota	5	0	Oklahoma	1	3	Indiana	0	3	Kansas State	5	5	Texas A&M	3
9	Arkansas State	2				9	Kansas State	6	4	Texas Pan-American	6			1	1	Arizona	10
7	Arkansas State	3				3	Kansas State	2	0	Texas Pan-American	11			3		Texas A&M	12
15	Arkansas	7		Coach: Simmons (15-8)		13	Kansas	1	2	Texas Pan-American	7		Coach: McArtor (17-20)				
10	Arkansas	4		Big Eight Champions		1	Kansas	3	0	Texas Pan-American	6	5	Dallas	0			
12	Iowa State	8	6	Texas Tech	3	2	Kansas	1	6	Arkansas	1	2	Northern Iowa	0	0	Coach: McArtor (36-15)	
13	Iowa State	3	26	Texas Tech	3	3	Oklahoma State	5	3	Arkansas	1	14	Northern Iowa	3	0	New Orleans	9
3	Iowa State	0	6	Ohio State	10	3	Oklahoma State	5	5	Saint Louis	0	4	Texas Pan-American	6	6	Tulane	8
9	Colorado	1	2	Nebraska	4	1	Oklahoma State	10	3	Saint Louis	2	5	Northern Iowa	1	2	Tulane	7
0	Colorado	4	2	Nebraska	5	3	Oklahoma State	4	4	Kansas State	3	0	Texas Pan-American	8	4	Stetson	1
3	Colorado	7	10	Oklahoma	2				2	Kansas State	6	1	Iowa	3	2	Nicholls State	7
0	Kansas	9	12	Oklahoma	1				0	Kansas State	7	0	New Orleans	2	2	Nicholls State	3
7	Kansas	8	9	Oklahoma	1				2	Colorado	5	4	NW Missouri State	8	7	Illinois	0
12	Nebraska	5	8	Oklahoma State	8	0	Coach: Simmons (14-13)		2	Colorado	11	3	NW Missouri State	5	9	New Orleans	2
4	Nebraska	2	5	Oklahoma State	6	5	Texas A&M	6	9	Colorado	15	15	SW Missouri State	3	13	SE Louisiana	2
1	Nebraska	0	13	Kansas State	9	7	St. Mary's	5	2	Nebraska	13	7	SW Missouri State	0	7	SE Louisiana	5
10	Oklahoma	13	6	Kansas State	1	2	Texas Lutheran	6	9	Nebraska	0	5	Central Missouri State	8	6	Missouri Southern	7
5	Oklahoma	6	14	Kansas State	8	1	Trinity	1	1	Nebraska	7	6	Missouri-St. Louis	3	11	Missouri Southern	5
15	Kansas State	4	8	Kansas	6	7	Southern Methodist	0	12	Kansas	3	1	Missouri-St. Louis	2	11	Oklahoma State	4
7	Kansas State	9	1	Kansas	6	1	Oklahoma State	8	9	Kansas	2	8	Kansas State	4	1	Oklahoma State	5
8	Kansas State	5	9	Kansas	6	1	Oklahoma State	5	3	Kansas	10	8	Kansas State	14	2	Oklahoma State	1
7	Kansas State	5	9	Colorado	2	2	Colorado	3	8	Iowa State	1	6	Nebraska	7	2	Oklahoma State	5
10	Oklahoma State	4	2	Colorado	3	6	Colorado	5	13	Iowa State	7	4	Nebraska	8	12	Washington State	3
2	Oklahoma State	8	8	Colorado	2	6	Colorado	0	6	Oklahoma State	2	9	Nebraska	6	7	Pittsburgh	1
	District V Playoffs			Iowa State	7	5	Iowa State	2	2	Oklahoma State	8	10	Saint Louis	9	6	Oral Roberts	9
3	Bradley	1	4	Iowa State	5	2	Iowa State	0	2	Oklahoma	5	6	Saint Louis	10	8	UCLA	7
9	Bradley	4	4	Saint Louis	5	0	Iowa State	1	2	Oklahoma	4	12	Kansas	8	1	Brigham Young	3
	College World Series			Saint Louis	5	0	Nebraska	4	7	Oklahoma	3	12	Kansas	14	18	UC Riverside	16
1	Ithaca	5				4	Nebraska	2				8	Kansas	6	3	Bradley	4
4	Santa Clara	7				9	Kansas	3		Coach: Simmons (13-12)		10	Missouri Western	16	9	Bradley	3
			1	Trinity	9	3	Kansas	6	1	Indiana	2	1	Oklahoma	7	8	Bradley	4
			7	Sam Houston	8	10	Kansas	6	3	Texas Pan-American	7	1	Oklahoma	13	18	SIU-Edwardsville	10
			9	Randolph AFB	3	5	Kansas State	0	3	Indiana	6	3	Oklahoma	5	13	NW Missouri State	12
			4	Texas A&M	3	11	Kansas	1	0	Texas Pan-American	3	10	Iowa State	5	5	NW Missouri State	4
			2	West Texas State	1	3	Kansas State	4	1	Texas Pan-American	0	5	Iowa State	6	5	Nebraska	0
10	Arkansas	6	8	St. Mary's	9	5	Oklahoma	8	7	Indiana	13	5	Iowa State	4	3	Nebraska	2
5	Arkansas	6	18	Ft. Houston	6	1	Oklahoma	8	0	Texas Pan-American	2	3	Oklahoma State	2	14	Nebraska	4
7	Centenary	2	6	Iowa State	7	6	Oklahoma	6	5	Indiana	1	2	Oklahoma State	6	10	Nebraska	8
11	Centenary	6	1	Iowa State	3				0	Oklahoma	3	11	Oklahoma State	10	0	Saint Louis	8
4	Tulsa	5	10	Iowa State	6				0	Oklahoma	7				5	Saint Louis	0
0	Tulsa	1	5	Colorado	1				0	Oklahoma	3				5	Iowa State	1
0	Oklahoma State	1	2	Colorado	12	0	Coach: Simmons (12-13)		3	Colorado	5		Coach: McArtor (46-22)			Iowa State	6
2	Oklahoma State	0	2	Colorado	4	3	Texas A&M	0	2	Colorado	3		Big Eight Champions		23	Iowa State	5
2	Oklahoma State	1	4	Nebraska	8	2	Texas A&M	9	0	Colorado	5		NCAA Midwest Regional		9	Iowa State	4
2	Iowa State	0	3	Nebraska	0	1	Trinity	10	5	Kansas State	6	14	Buffalo	4	4	Murray State	2
9	Iowa State	3	1	Nebraska	0	8	St. Mary's	15	2	Kansas State	6	10	Buffalo	1	8	Murray State	5
3	Iowa State	0	1	Oklahoma State	0	4	Texas Lutheran	2	9	Saint Louis	4	1	Michigan	6	5	Kansas	1
21	Colorado	7	3	Oklahoma State	2	11	Nebraska-Omaha	1	9	Saint Louis	14	2	Iowa	4	3	Kansas	2
7	Colorado	1	0	Oklahoma State	1	15	Southwest Texas	6	5	Kansas	3	4	Buffalo	3	7	Kansas State	2
9	Colorado	0	7	Oklahoma	0	0	Iowa State	1	1	Kansas	3	13	Iowa	6	3	Kansas State	6
4	Kansas State	1	4	Oklahoma	6	1	Iowa State	5	8	Kansas	3	3	Buffalo	2	11	Missouri-St. Louis	3
8	Kansas State	2	0	Oklahoma	3	9	Iowa State	16	2	Missouri Western	3	13	Michigan	10	10	Kansas State	2
2	Oklahoma	3	1	Kansas State	7	7	Oklahoma State	5	4	Missouri Western	0	14	Michigan	2	6	Oklahoma	13
5	Oklahoma	2	5	Kansas State	3	2	Nebraska	3	2	Iowa State	5	8	Iowa	4	13	Kansas State	5
6	Oklahoma	1	6	Kansas State	1	3	Nebraska	1	7	Iowa State	0	15	Buffalo	2	6	Oklahoma	16
8	Nebraska	0				4	Nebraska	2	2	Iowa State	0	3	Michigan	4			
7	Nebraska	0				5	Kansas	6	4	SIU-Edwardsville	10	11	Iowa	6			
7	Nebraska	0				5	Kansas	2	3	SIU-Edwardsville	2	10	Missouri Southern	5		Coach: McArtor (35-18)	
2	Kansas	1	1	Texas Christian	3	5	Kansas	10	3	Oklahoma State	2	6	Missouri Southern	3		NCAA Midwest Regional	
2	Kansas	3	4	Texas Christian	7	4	Colorado	5	2	Oklahoma State	9	6	NE Missouri State	1	6	Western Michigan	1
4	Kansas	3	4	Texas Christian	2	7	Colorado	5	5	Oklahoma State	4	10	NE Missouri State	5	17	Iowa State	5
	District V Playoffs			Texas A&M	5	0	Colorado	2	1	Nebraska	0	4	Missouri-Rolla	3	5	Western Michigan	4
16	Saint Louis	0	6	Texas A&M	6	4	Kansas State	2	2	Nebraska	0	14	Missouri-Rolla	0	3	Michigan	1
1	Saint Louis	2	2	Texas A&M	8	0	Kansas State	2	1	Nebraska	5	16	Baker	5	4	Michigan	6
7	Saint Louis	1	5	Tulane	1	3	Oklahoma	4				13	Baker	2	2	Western Michigan	4
	College World Series			Tulane	10	3	Oklahoma	2				13	Oklahoma State	14	13	Florida Southern	6
3	Holy Cross	0	1	Tulane	2							5	Oklahoma State	6	18	Temple	9
3	Texas	2	7	Oklahoma State	8					Coach: McArtor (28-14)		2	Oklahoma State	5	5	Michigan	8
4	Arizona	6	6	Oklahoma State	5					Kansas	1		Oklahoma	6	5	Temple	4
3	Southern California	12	6	Oklahoma State	7	1	Coach: Simmons (17-16)		2	Texas Pan-American	8	3	Oklahoma	2	7	Central Michigan	4
				Kansas State	11	0	Texas Pan-American	4	2	Texas Pan-American	3	3	Missouri-St. Louis	4	1	Central Michigan	5
				Kansas State	14	2	Trinity	5	1	Texas A&M	7	7	Missouri-St. Louis	2	1	Westminster	3
				Kansas	4	0	Trinity	3	5	Texas A&M	4	10	North Dakota	0	10	Westminster	0
				Kansas	6	4	Texas A&M	3	2	Texas Pan-American	6	10	North Dakota	0	3	Valparaiso	2
				Kansas	7	11	Texas A&M	3	7	Dallas	0	9	Wisconsin-Oshkosh	7	12	Murray State	9
4	Texas Christian	0	1	Nebraska	4	2	Southwest Texas State	0	4	Dallas	3	17	Wisconsin-Oshkosh	0	11	Murray State	2
2	Texas Christian	3	14	Nebraska	3	10	St. Edward's	4	9	NW Missouri State	3	8	Wisconsin-Oshkosh	0	0	Murray State	2
1	Baylor	5	6	Nebraska	3	2	St. Mary's	3	4	Iowa State	3	2	Wisconsin-Oshkosh	7	7	Mississippi	1
2	Baylor	3	2	Oklahoma	1	2	Saint Louis	1	9	Iowa State	5	16	Central Missouri State	4	7	Memphis State	11
10	Tulsa	0	2	Oklahoma	1	1	Saint Louis	4	9	Iowa State	2	0	Kansas	7	4	Saint Louis	3
13	Tulsa	1	3	Oklahoma	2	5	Kansas	4	11	Missouri-Rolla	0	7	Kansas	10	5	Saint Louis	6
7	Colorado	2	5	Iowa State	1	3	Kansas	0	7	Missouri-Rolla	2	6	Kansas	4	0	Bradley	1
6	Colorado	4	4	Iowa State	1	7	Kansas	5	6	Missouri-St. Louis	4	4	Kansas State	1	5	Bradley	3
2	Colorado	4	9	Iowa State	2	3	Iowa State	4	10	Missouri-St. Louis	2	0	Kansas State	2	3	Bradley	1
2	Iowa State	0	3	Colorado	14	3	Iowa State	5	4	Oklahoma State	3	3	Saint Louis	2	18	Bradley	4
7	Kansas State	1	1	Colorado	3	4	Iowa State	9	0	Oklahoma State	7	2	Saint Louis	0	9	Wichita State	1
2	Kansas State	1	6	Colorado	7	4	Colorado	0	6	Oklahoma State	9	9	Iowa State	4	6	Wichita State	1
4	Kansas State	0				7	Colorado	5	6	Central Missouri State	5	2	Iowa State	8	15	Saint Louis	2
6	Oklahoma	1				7	Colorado	8	5	Central Missouri State	4	6	Iowa State	5	17	Saint Louis	2
3	Oklahoma	1				0	Kansas State	12	5	Oklahoma	4	7	Iowa State	1	5	Nebraska	4
1	Oklahoma	0				0	Kansas State	2	0	Oklahoma	7	9	Kansas State	0	2	Nebraska	0
11	Oklahoma State	1	8	Air Force	6	4	Kansas State	5	14	Oklahoma	17	2	Kansas State	4	11	Central Missouri State	2
4	Nebraska	2	0	Arkansas	4	2	Oklahoma State	1	7	Saint Louis	6	10	Bradley	5	8	Central Missouri State	1

6 CWS APPEARANCES // 15 CONFERENCE TITLES // 15 NCAA TOURNAMENTS



#COMMITTOEXCELLENCE

16	Lincoln	0	2	Kansas State	4	9	Southern Mississippi	2	1	SIU-Edwardsville	14	1997	10	Quincy	0
11	Central Methodist	1	17	Kansas State	8	5	Southern Mississippi	6	3	Missouri Baptist	14	Coach: Jamieson (31-27)	15	Oklahoma State	3
10	Central Methodist	3	9	Kansas State	8	11	Southern Mississippi	14	10	Rockhurst	1	Oral Roberts	6	Oklahoma State	5
3	Oklahoma	7	5	Kansas State	8	7	Central Missouri State	5	3	Rockhurst	2	Oral Roberts	6	Oklahoma State	7
3	Oklahoma	17	10	Central Missouri State	3	4	Oklahoma	5	2	Nevada-Las Vegas	4	Oral Roberts	7	Baylor	3
2	Oklahoma	5	12	Missouri Western	6	5	Oklahoma	11	2	Fresno State	6	San Diego	12	Oklahoma State	11
12	Oklahoma	0	11	Missouri Western	1	10	Indiana State	2	4	Portland	3	San Diego State	5		
7	SIU-Edwardsville	0	1	Oklahoma	3	3	St. Olaf	7	1	Nevada	18	Utah	10		
7	SIU-Edwardsville	0	5	Oklahoma	4	0	Kansas State	0	2	Gonzaga	3	Loyola Marymount	11		
5	Nebraska	5	6	Oklahoma	1	7	Kansas State	5	5	Portland	8	San Diego	1		
7	Nebraska	5	11	Oklahoma	7	6	Kansas State	5	11	SE Missouri State	8	Lincoln	4		
7	Nebraska	4	9	NW Missouri State	7	12	Saint Louis	0	7	Oklahoma	8	Kansas State	8		
12	Nebraska	4	11	Arkansas	3	9	Oklahoma	0	3	Oklahoma	15	Kansas State	14		
4	Northern Iowa	1	6	NE Missouri State	3	1	Oklahoma	6	2	Oklahoma State	16	Kansas State	7		
4	Northern Iowa	2	2	Nebraska	3	12	Oklahoma	7	8	Oklahoma State	10	SW Missouri State	4		
11	Northern Iowa	1	4	Nebraska	4	4	Kansas	5	1	Oklahoma State	12	Bradley	17		
6	Kansas	6	2	Nebraska	0	0	Kansas	5	3	Indiana State	6	Texas A&M	6		
8	Kansas	6	13	Nebraska	0	12	Arkansas State	1	2	Nebraska	9	Texas A&M	1		
5	Kansas	1	5	Central Methodist	2	4	Arkansas State	1	8	Nebraska	11	Texas A&M	4		
10	Kansas	1	7	Saint Louis	2	7	Arkansas State	5	2	Nebraska	12	Kansas	6		
5	Oklahoma	8	7	Western Illinois	3	7	Nebraska	6	2	Nebraska	8	Kansas	13		
5	Oklahoma State	7	4	SIU-Carbondale	5	4	Nebraska	6	2	Nebraska	17	Nebraska	12		
8	Oklahoma	6	8	SIU-Carbondale	2	16	Nebraska	7	4	Missouri Western	2	Nebraska	7		
3	Oklahoma State	2	4	Kansas	7	12	Kansas State	8	13	Oklahoma State	11	Oklahoma State	10		
7	Oklahoma State	18	2	Kansas	7	6	Kansas State	8	10	Oral Roberts	2	Saint Louis	6		
			3	Kansas	1	10	Kansas	11	14	Oral Roberts	3	Oklahoma State	9		
			6	Kansas	6	7	Kansas	10	4	Kansas State	8	Oklahoma State	7		
			3	Oklahoma State	19	9	Nebraska	7	0	Oklahoma	13	Iowa	4		
			7	Oklahoma State	18	4	Nebraska	7	7	Oklahoma	13	Iowa	5		
			3	Oklahoma	6	13	Saint Louis	4	1	Oklahoma	15	Rockhurst	13		
			11	Iowa State	5	10	Iowa State	2	8	SW Missouri State	7	Rockhurst	2		
			2	Oklahoma	5	8	Western Illinois	2	6	Kansas	9	Arkansas	4		
			8	NCAA East Regional	4	2	Creighton	1	3	Kansas	2	Saint Louis	6		
			5	Jacksonville	3	9	Iowa State	1	5	Kansas	9	Saint Louis	16		
			3	North Carolina State	4	11	Iowa State	5	13	Saint Louis	0	Texas Tech	18		
			5	Furman	3	4	Iowa State	7	6	Saint Louis	12	Texas Tech	2		
				North Carolina State	8	3	Nebraska	7	8	Kansas State	3	Central Missouri State	7		
							Oklahoma State	8	9	Kansas State	6	Baylor	2		
									15	Kansas	13	Baylor	6		
									6	Iowa State	2	Arkansas	8		
									10	Iowa State	12	Kansas	5		
									8	Iowa State	4	Kansas	9		
									10	Iowa State	12	Kansas	11		
									11	Iowa State	8	Oklahoma	7		
									12	Iowa State	4	Oklahoma	3		
									13	Iowa State	1	Oklahoma	4		
									14	Iowa State	1	Oklahoma	5		
									15	Iowa State	1	Oklahoma	6		
									16	Iowa State	1	Oklahoma	7		
									17	Iowa State	1	Oklahoma	8		
									18	Iowa State	1	Oklahoma	9		
									19	Iowa State	1	Oklahoma	10		
									20	Iowa State	1	Oklahoma	11		
									21	Iowa State	1	Oklahoma	12		
									22	Iowa State	1	Oklahoma	13		
									23	Iowa State	1	Oklahoma	14		
									24	Iowa State	1	Oklahoma	15		
									25	Iowa State	1	Oklahoma	16		
									26	Iowa State	1	Oklahoma	17		
									27	Iowa State	1	Oklahoma	18		
									28	Iowa State	1	Oklahoma	19		
									29	Iowa State	1	Oklahoma	20		
									30	Iowa State	1	Oklahoma	21		
									31	Iowa State	1	Oklahoma	22		
									32	Iowa State	1	Oklahoma	23		
									33	Iowa State	1	Oklahoma	24		
									34	Iowa State	1	Oklahoma	25		
									35	Iowa State	1	Oklahoma	26		
									36	Iowa State	1	Oklahoma	27		
									37	Iowa State	1	Oklahoma	28		
									38	Iowa State	1	Oklahoma	29		
									39	Iowa State	1	Oklahoma	30		
									40	Iowa State	1	Oklahoma	31		
									41	Iowa State	1	Oklahoma	32		
									42	Iowa State	1	Oklahoma	33		
									43	Iowa State	1	Oklahoma	34		
									44	Iowa State	1	Oklahoma	35		
									45	Iowa State	1	Oklahoma	36		
									46	Iowa State	1	Oklahoma	37		
									47	Iowa State	1	Oklahoma	38		
									48	Iowa State	1	Oklahoma	39		
									49	Iowa State	1	Oklahoma	40		
									50	Iowa State	1	Oklahoma	41		
									51	Iowa State	1	Oklahoma	42		
									52	Iowa State	1	Oklahoma	43		
									53	Iowa State	1	Oklahoma	44		
									54	Iowa State	1	Oklahoma	45		
									55	Iowa State	1	Oklahoma	46		
									56	Iowa State	1	Oklahoma	47		
									57	Iowa State	1	Oklahoma	48		
									58	Iowa State	1	Oklahoma	49		
									59	Iowa State	1	Oklahoma	50		
									60	Iowa State	1	Oklahoma	51		
									61	Iowa State	1	Oklahoma	52		
									62	Iowa State	1	Oklahoma	53		
									63	Iowa State	1	Oklahoma	54		
									64	Iowa State	1	Oklahoma	55		
									65	Iowa State	1	Oklahoma	56		
									66	Iowa State	1	Oklahoma	57		
									67	Iowa State	1	Oklahoma	58		
									68	Iowa State	1	Oklahoma	59		
									69	Iowa State	1	Oklahoma	60		
									70	Iowa State	1	Oklahoma	61		
									71	Iowa State	1	Oklahoma	62		
									72	Iowa State	1	Oklahoma	63		
									73	Iowa State	1	Oklahoma	64		
									74	Iowa State	1	Oklahoma	65		
									75	Iowa State	1	Oklahoma	66		
									76	Iowa State	1	Oklahoma	67		
									77	Iowa State	1	Oklahoma	68		
									78	Iowa State	1	Oklahoma	69		
									79	Iowa State	1	Oklahoma	70		
									80	Iowa State	1	Oklahoma	71		
									81	Iowa State	1	Oklahoma	72		
									82	Iowa State	1	Oklahoma	73		
									83	Iowa State	1	Oklahoma	74		
									84	Iowa State	1	Oklahoma	75		
									85	Iowa State	1	Oklahoma	76		
									86	Iowa State	1	Oklahoma	77		
									87	Iowa State	1	Oklahoma	78		
									88	Iowa State	1	Oklahoma	79		
									89	Iowa State	1	Oklahoma	80		
									90	Iowa State	1	Oklahoma	81		
									91	Iowa State	1	Oklahoma	82		
									92	Iowa State	1	Oklahoma	83		
									93	Iowa State	1	Oklahoma	84		
									94	Iowa State	1	Oklahoma	85		
									95	Iowa State	1	Oklahoma	86		
									96	Iowa State	1	Oklahoma	87		
									97	Iowa State	1	Oklahoma	88		
									98	Iowa State	1	Oklahoma	89		
									99	Iowa State	1	Oklahoma	90		
									100	Iowa State	1	Oklahoma	91		
									101	Iowa State	1	Oklahoma	92		
									102	Iowa State	1	Oklahoma	93		
									103	Iowa State	1	Oklahoma	94		
									104	Iowa State	1	Oklahoma	95		
									105	Iowa State	1	Oklahoma	96		
									106	Iowa State	1	Oklahoma	97		
									107	Iowa State	1	Oklahoma	98		

6 CWS APPEARANCES // 15 CONFERENCE TITLES // 15 NCAA TOURNAMENTS



#COMMITTOEXCELLENCE

2012	2014	2016	2017
Coach: Jamieson (33-28)	Coach: Jamieson (20-33)	Coach: Jamieson (26-30)	Steve Bieser (36-23)
2 Auburn 5	4 Southern Miss 2	7 Seton Hall 0	2 Eastern Michigan 6
4 Auburn 3	2 McNeese St. 3	4 Seton Hall 1	27 Eastern Michigan 9
6 Auburn 4	6 Chicago State 3	4 Seton Hall 8	6 Eastern Michigan 5
1 San Francisco 3	15 Radford 3	1 Seton Hall 9	7 Eastern Michigan 2
1 San Francisco 3	0 Wake Forest 1	7 Florida International 6	7 Texas A&M-Corpus Christi 2
0 San Francisco 5	5 Cincinnati 11	12 Hofstra 2	4 Houston 0
2 Ball State 5	1 Liberty 6	8 Hofstra 0	9 Texas A&M-Corpus Christi 2
15 Ball State 5	6 Campbell 6	11 Hofstra 4	7 Illinois 6
9 Ball State 2	8 IPFW 11	3 Hofstra 2	7 UIC 6
14 Nebraska-Omaha 4	4 UIC 0	2 Arkansas-Pine Bluff 0	6 UIC 10
10 Charlotte 4	4 Southern Miss 1	7 UIC 4	11 UIC 4
5 Charlotte 3	6 Southern Miss 4	10 UIC 5	10 Eastern Illinois 1
3 Charlotte 2	1 Southern Miss 2	13 UIC 5	7 Western Carolina 6
10 North Dakota 7	5 Alcorn State 0	5 Alabama A&M 3	4 Appalachian State 0
21 North Dakota 5	11 Alcorn State 5	8 Youngstown St. 3	7 Appalachian State 1
8 High Point 7	1 Tennessee 2	3 Youngstown St. 3	7 Appalachian State 2
4 High Point 0	1 Tennessee 4	3 Youngstown St. 3	3 Chicago State 6
7 High Point 13	1 Tennessee 5	2 Southeast Missouri 7	3 Alabama 0
1 Indiana State 15	7 Milwaukee 5	13 Southeast Missouri 6	7 Alabama 4
2 Oklahoma State 1	4 Ole Miss 4	3 Florida 4	9 Alabama 5
4 Oklahoma State 2	1 Ole Miss 7	11 Florida 6	2 Little Rock 8
4 Oklahoma State 2	3 Ole Miss 4	2 St. Louis 7	2 Arkansas 9
12 Central Arkansas 7	3 Auburn 2	7 Vanderbilt 2	7 Arkansas 2
2 Central Arkansas 8	4 Auburn 3	8 Vanderbilt 2	8 Arkansas 9
6 Texas A&M 8	2 SIU 4	17 Vanderbilt 17	5 SEMO 6
4 Texas A&M 3	3 Auburn 7	3 St. Louis 3	4 Florida 4
6 Texas A&M 7	2 Georgia 2	7 Arkansas 7	1 Florida 2
1 Baylor 3	1 Georgia 2	8 Arkansas 5	3 Illinois 5
3 Baylor 5	2 Georgia 2	10 Arkansas 1	0 Georgia 3
7 Baylor 12	4 Missouri State 4	9 SIU-Edwardsville 6	8 Georgia 5
10 UALR 5	8 Kentucky 7	9 Auburn 11	6 Georgia 1
5 Illinois 4	8 Kentucky 12	2 Auburn 0	13 Arkansas-Pine Bluff 1
4 Oklahoma 6	0 Kentucky 3	4 Auburn 3	15 Arkansas-Pine Bluff 6
4 Oklahoma 6	0 Missouri State 9	1 Missouri State 16	2 Kentucky 5
13 Kansas State 3	2 Mississippi State 6	5 LSU 7	9 Kentucky 8
4 Kansas State 3	2 Mississippi State 6	5 LSU 9	1 Kentucky 6
7 Kansas State 0	7 Wichita State 4	15 LSU 15	3 Missouri State 5
4 Missouri State (11) 3	5 Illinois 2	5 South Carolina 8	9 Ole Miss 3
9 Texas Tech 0	1 Florida 7	1 South Carolina 6	1 Ole Miss 9
3 Texas Tech 4	0 Florida 5	2 Missouri State 9	6 Ole Miss 5
0 Texas Tech 7	5 Florida 6	5 Tennessee 4	1 Missouri State 11
3 Arkansas 6	2 SEMO 5	6 Tennessee 5	1 Texas A&M 7
0 Arkansas 2	3 Vanderbilt 8	8 Tennessee 3	2 Texas A&M 7
4 Texas 6	1 Vanderbilt 5	4 Illinois 6	11 Murray State 0
5 Texas 4	2 Vanderbilt 2	2 Mississippi St. 8	2 Vanderbilt 5
10 Missouri State 4	1 South Carolina 3	3 Mississippi St. 4	2 Vanderbilt 1
4 Memphis 6	1 South Carolina 3	1 Mississippi St. 3	5 Vanderbilt 14
7 Memphis 1	4 South Carolina 6	5 Georgia 0	3 South Carolina 4
0 Memphis 8	0 Arkansas 4	4 Georgia 7	5 South Carolina 3
3 Kansas 1	5 Arkansas 4	5 Georgia 5	5 South Carolina 3
6 Kansas 6	5 Arkansas 5	9 Kentucky 3	13 Eastern Kentucky 4
5 Texas 0		1 Kentucky 2	5 Tennessee 0
5 Texas A&M 3		2 Kentucky 7	5 Tennessee 2
12 Kansas (8) 2		0 Vanderbilt 7	2 Tennessee 7
8 Oklahoma 7			12 Texas A&M 10
15 Arizona 3			3 LSU 2
6 New Mexico State 2			2 South Carolina 2
3 Louisville 11			
2013	2015		
Coach: Jamieson (18-32)	Coach: Jamieson (30-28)		
2 Southern Miss 5	1 Iona 0		
2 Southern Miss 5	4 Iona 3		
1 Southern Miss 6	6 Iona 3		
0 Memphis 6	14 Iona 2		
3 Memphis 5	2 Texas A&M CC 3		
2 Memphis 8	2 Sam Houston St. 0		
1 Eastern Michigan 0	5 Texas A&M CC 1		
7 Eastern Michigan 1	1 Purdue 0		
6 San Francisco 2	3 UIC 2		
3 San Francisco 8	10 UIC 1		
9 Jackson State 3	4 Milwaukee 7		
14 Truman State 4	1 Milwaukee 5		
1 South Carolina 4	10 Milwaukee 3		
0 South Carolina 2	9 Truman State 2		
4 South Carolina 0	5 SIUE 4		
3 Arkansas State 1	8 Georgia 1		
0 Arkansas State 10	6 Georgia (10) 4		
6 Tennessee 4	6 Air Force 0		
1 Tennessee 7	2 Air Force 4		
14 Tennessee 6	3 South Carolina 2		
11 Nebraska-Omaha 4	4 South Carolina (10) 3		
0 LSU 2	3 South Carolina 7		
0 LSU 8	3 Arkansas-Pine Bluff 8		
5 LSU 6	4 Arkansas-Pine Bluff 3		
2 Illinois 6	3 Texas A&M 7		
4 Georgia 0	6 Texas A&M 14		
5 Georgia 6	3 Illinois 4		
8 Georgia 5	1 Florida 5		
5 Missouri State 4	10 Florida 1		
5 Vanderbilt 11	2 Tennessee 3		
1 Vanderbilt 16	8 Tennessee 3		
4 Vanderbilt 8	10 Tennessee 1		
6 Florida 8	3 Arkansas-Little Rock 4		
3 Florida (15) 4	4 Alabama 3		
8 Florida 2	0 Alabama 6		
2 Missouri State 4	8 Missouri State 9		
1 Auburn 3	2 Vanderbilt 9		
3 Auburn 1	2 Vanderbilt 5		
4 Auburn 1	8 Missouri State 13		
7 SEMO 9	4 Ole Miss 2		
1 Texas A&M 2	1 Ole Miss 1		
5 Texas A&M 6	3 Ole Miss 4		
1 Texas A&M 4	5 SEMO 8		
7 Alabama 9	2 LSU 8		
6 Alabama 3	5 LSU (10) 6		
4 Kentucky 2	0 Kentucky 1		
4 Kentucky 3	6 Kentucky 3		
1 Kentucky 5	2 South Carolina 1		
1 Mississippi State (17) 2	6 Vanderbilt (10) 7		
	3 Alabama 4		

POSTSEASON HISTORY

All-Time Postseason Appearances: 22

All-Time College World Series Appearances: 6

All-Time Postseason Record: 43-46

All-Time College World Series Record: 18-11

National Championships: 1

National Runners-Up: 3

1952 NATIONAL RUNNERS-UP



College World Series

Missouri 15, Northern Colorado 1
Missouri 1, Holy Cross 0
Missouri 3, Penn State 2
Holy Cross 7, Missouri 3
Holy Cross 8, Missouri 4


1954 NATIONAL CHAMPIONS



College World Series

Missouri 6, Lafayette 3
Rollins 4, Missouri 1
Missouri 8, Massachusetts 1
Missouri 7, Oklahoma State 3
Missouri 4, Michigan State 3
NATIONAL CHAMPIONSHIP GAME:
Missouri 4, Rollins 1

1958 NATIONAL RUNNERS-UP



District V Playoffs

Missouri 11, Iowa State Teachers 7
Missouri 13, Iowa State Teachers 3

College World Series

Missouri 3, Western Michigan 1
Missouri 11, Colorado State 2
Missouri 4, Holy Cross 1
Missouri 3, Western Michigan 1
Southern California 7, Missouri 0
Southern California 8, Missouri 7

1962

District V Playoffs

Missouri 3, Bradley 1
Missouri 9, Bradley 4

College World Series

Ithaca 5, Missouri 1
Santa Clara 7, Missouri 4

1963


District V Playoffs

Missouri 16, Saint Louis 0
Saint Louis 2, Missouri 1
Missouri 7, Saint Louis 1

College World Series

Missouri 3, Holy Cross 0
Missouri 3, Texas 2
Arizona 5, Missouri 4
Southern California 12, Missouri 3

1964 NATIONAL RUNNERS- UP



District V Playoffs

Missouri 1, Saint Louis 1

Missouri 2, Saint Louis 1

College World Series

Missouri 7, Arizona State 0

Southern California 3, Missouri 2

Missouri 3, Seton Hall 1

Missouri 4, Minnesota 1

Missouri 2, Maine 1

Minnesota 5, Missouri 1

1965

District V Playoffs

Saint Louis 5, Missouri 4

Saint Louis 5, Missouri 4

1976

NCAA Midwest Regional

Missouri 5, Texas A&M 3

Arizona 10, Missouri 1

Texas A&M 12, Missouri 1

1978

NCAA Midwest Regional

Eastern Michigan 4, Missouri 2

Texas A&M 5, Missouri 1

1980

NCAA Midwest Regional

Missouri 5, Wichita State 4

Arkansas 10, Missouri 6

UNLV 10, Missouri 2

California 2, Missouri 1

1981

NCAA South Regional

Middle Tennessee State 4, Missouri 2

Florida 7, Missouri 3

1988

NCAA South Regional

Cal State-Fullerton 6, Missouri 3

Missouri 10, Middle Tennessee State 6

Texas A&M 6, Missouri 2

1991

NCAA East Regional

Missouri 5, Jacksonville 4

North Carolina State 3, Missouri 1

Missouri 8, Furman 4

North Carolina 8, Missouri 5

1996

NCAA Midwest Regional

Rice 17, Missouri 4

Wichita State 9, Missouri 2

2003

NCAA Regional

North Carolina 4, Missouri 3

Missouri 13, Middle Tennessee State 7

Mississippi State 10, Missouri 5

2004

NCAA Regional

Wichita State 3, Missouri 0

Missouri 11, LeMoyne 3

Arkansas 10, Missouri 7

2005

NCAA Regional

Arizona 5, Missouri 3

Missouri 14, Harvard 6

Cal State-Fullerton 8, Missouri 6

2006

NCAA Regional

Pepperdine 3, Missouri 2

Missouri 5, UC-Irvine 4

Missouri 2, UCLA 1

Missouri 4, Pepperdine 1

Missouri 8, Pepperdine 3

NCAA Super Regional

Cal State-Fullerton 7, Missouri 1

Cal State-Fullerton 9, Missouri 1

2007

NCAA Regional

Missouri 10, Kent State 2

Missouri 7, Louisville 5

Louisville 4, Missouri 3

Louisville 16, Missouri 6

2008

NCAA Regional

Missouri 7, Mississippi 0

Miami 6, Missouri 5

Mississippi 9, Missouri 6

2009

NCAA Regional

Western Kentucky 11, Missouri 5

Missouri 9, Monmouth 0

Western Kentucky 11, Missouri 6

2012

NCAA Regional

Arizona 15, Missouri 3

Missouri 6, New Mexico State 2

Louisville 11, Missouri 3

HONORS & AWARDS

ALL-AMERICA

FIRST TEAM

1952	Junior Wren, OF
	Don Boenker, P
1954	Jerry Schoonmaker, OF
1957	Jack Davis, OF
1958	Ray Uriarte, 3B
1959	Ralph Hochgrebe, 2B
1960	Ron Cox, SS
1964	Dave Harvey, 3B
	Keith Weber, P
1978	Greg Cypret, SS
1985	Dave Otto, DH
1987	Dave Silvestri, SS
1988	Dave Silvestri, SS
2008	Aaron Crow, P

SECOND TEAM

1958	Bo Toft, OF
1961	Gene Orf, OF
1963	Dave Harvey, 3B
1965	Dan Rudanovich, OF
1967	Ray Thorpe, OF
1980	Lindy Duncan, SS
1998	Ryan Fry, P
2005	Max Scherzer, P
2009	Kyle Gibson, P

THIRD TEAM

1952	Kent Kurtz, 2B
1958	Sonny Siebert, 1B
1960	Gene Orf, OF
1963	John Sevcik, C
1965	Bob Robben, SS
1975	Greg Cypret, SS
1981	Phil Bradley, OF
1996	Aaron Jaworowski, 1B
2000	Ryan Stegall, SS
2004	Garrett Broshuis, P

HONORABLE MENTION


1931	Norm Wagner, P
	Sam Carter, SS
1974	Mark Thiel, C
1976	Greg Cypret, SS
	Mark Thiel, C
1981	Tom Heckman, P
1991	John Dettmer, P
1994	David Sanderson, OF

FRESHMAN ALL-AMERICA

1996	Aaron Akin, P
	Justin Stine, P
	Jason Williams, INF
	Logan Dale, P
1999	Ryan Stegall, SS
2000	Jayce Tingle, OF
2001	Lee Laskowski, OF
2002	Travis Wendte, P
2005	Jacob Priday, OF
2007	Trevor Coleman, C
2015	Tanner Houck, RHP
2017	T.J. Sikkema, LHP
	Kameron Misner, OF



2009 All-American Kyle Gibson



1978 First Team All-American Greg Cypret

ALL-DISTRICT V

1954	Jerry Schoonmaker, CF
	Bob Musgrave, RF
	Emil Kammer, P
1955	George Gleason, C
1956	Jay Hankins, LF
1957	Jay Hankins, LF
	Jack Davis, CF
1958	Ray Uriarte, 3B
	Sonny Siebert, 1B
	Bo Toft, RF
1959	Ralph Hochgrebe, 2B
	Bob Haas, LF
1960	Ron Cox, SS
	Gene Orf, OF
1962	Dan Reilly, OF
1963	Gene McArtor, 1B
	John Sevcik, C
	Bob Price, 2B
	Dave Harvey, 3B
	Jack Stroud, P
1964	Dave Harvey, 3B
	Keith Weber, P
1965	Dan Rudanovich, OF
	Bob Robben, SS
1967	Ray Thorpe, OF
1969	Steve Patchin, C
1974	Mark Thiel, C
1975	Greg Cypret, SS
1976	Greg Cypret, SS
	Mark Thiel, C
1977	John Kruse, 2B
1978	Greg Cypret, SS
1980	Lindy Duncan, SS
1981	Phil Bradley, OF
	Kevin Knop, 2B
1982	Shane Fairbanks, OF
	Kurt Moody, P
1983	John Marquardt, SS
1985	Dave Otto, DH
1986	Marcus Adler, 2B
1987	Dave Silvestri, SS
1988	Dave Silvestri, SS
1989	Tim Hawkins, OF
1990	Darnel Hawkins, DH
1991	John Dettmer, P

**ALL-CONFERENCE**

1958	Ray Uriarte, 3B Sonny Siebert, 1B Bo Toft, RF Ernie Nevers, P
1959	Ralph Hochgrebe, 2B John Scowcroft, OF
1960	Ron Cox, SS Gene Orf, OF
1961	George Hulett, 3B Gene Orf, OF
1962	George Hulett, 3B Dan Reilly, OF Larry Bohannon, P Bobby Jenkins, P
1963	Gene McArtor, 1B Bob Price, 2B Dave Harvey, 3B John Sevcik, C Jack Stroud, P
1964	Dave Harvey, 3B Jim Estes, OF John Sevcik, C Keith Weber, P
1965	Mike Strode, 2B Bob Robben, SS Dan Rudanovich, OF
1967	Gene Stephenson, 1B Ray Thorpe, OF
1968	Bill Griffin, 1B Rich Henninger, P
1969	Steve Patchin, OF Del Blunk, OF
1970	Neil Sloman, OF Steve Patchin, OF
1971	Jack Bastable, 3B Bill Todd, P
1972	Jack Bastable, 3B
1974	Mark Thiel, C Tom Ellis, OF
1975	Tom Ellis, OF
1976	Greg Cypret, SS Mark Thiel, C
1977	John Kruse, 2B Greg Cypret, SS Rob Pietroburogo, P
1978	Curt Brown, 1B Greg Cypret, SS Rob Pietroburogo, P
1979	Tom Heckman, P Tim Laudner, C Jim English, 1B
1980	Lindy Duncan, SS Tom Heckman, P
1981	Phil Bradley, OF Tom Heckman, P Kevin Knop, 2B
1982	John Marquardt, SS Shane Fairbanks, SS Kurt Moody, P Roger Johnson, DH
1983	John Marquardt, SS
1985	Dave Otto, DH
1986	Marcus Adler, 2B
1987	Tony Russo, P Dave Silvestri, SS Dave Silvestri, SS
1988	Tim Clark, 2B
1989	Tim Hawkins, OF Jon Pittenger, 3B
1990	Darnel Hawkins, OF John Dettmer, P
1991	John Dettmer, P Joe Winkler, OF
1992	John Dettmer, P Rodney Weary, 1B

**BIG 12 CONFERENCE
AWARD WINNERS****COACH OF THE YEAR**

2007 Tim Jamieson

PITCHER OF THE YEAR

2005 Max Scherzer

2008 Aaron Crow

PLAYER OF THE YEAR

2010 Aaron Senne

FRESHMAN OF THE YEAR

2007 Trevor Coleman

1993	Chopper Littrell, OF Jason Meyhoff, P
1994	Grant Ingram, DH
1996	Aaron Jaworowski, 1B

BIG 12 FIRST TEAM

1998	Ryan Fry, OF Chris George, P Griffin Moore, INF
1999	Jody Harris, P
2000	Ryan Stegall, SS
2003	Jayce Tingler, OF
2004	Garrett Broshuis, P Lee Laskowski, OF
2005	Max Scherzer, P James Boone, OF
2006	Jacob Priday, OF Nathan Culp, OF
2007	Aaron Crow, P Jacob Priday, DH
2008	Aaron Crow, P Jacob Priday, DH Aaron Senne, OF
2009	Kyle Gibson, P Greg Folgia, OF
2010	Aaron Senne, 1B Brett Nicholas, UTL

BIG 12 SECOND TEAM

1998	Justin Stine, P
1999	Aaron Wilson, 3B Justin Stine, P
2002	Jayce Tingler, OF Cody Ehlers, DH
2003	Ian Kinsler, SS Brad Flanders, C Justin James, P
2004	Ryan Rallo, OF
2005	Hunter Mense, OF Nathan Culp, P Taylor Parker, P
2007	Evan Frey, OF
2008	Trevor Coleman, C
2011	Jonah Schmidt, DH
2012	Dusty Ross, RP

**SEC
AWARD WINNERS****SEC FIRST TEAM**

2013 Keaton Steele, UTL

SEC SECOND TEAM

2015 Breckin Williams, RP

SEC FRESHMAN TEAM

2013	Josh Lester, 1B
2015	Trey Harris, OF Tanner Houck, SP
2017	T.J. Sikkema, RP

**ALL-TOURNAMENT
SELECTIONS****BIG EIGHT TOURNAMENT**

1976	Curt Brown, 1B* Greg Cypret, SS Al Hightower, OF Jim Leavitt, OF Rob Pietroburogo, P+
1977	Al Hightower, OF Tim Laudner, C Tom Bloemke, P
1978	Al Hightower, OF Tim Laudner, C
1980	Scott Collins, 3B Lindy Duncan, SS Mark Maurer, OF Phil Bradley, OF*
1981	Kurt Moody, P Bill Hance, C Phil Bradley, OF Shane Fairbanks, OF
1983	Bill Hance, C Shane Fairbanks, OF John Marquardt, SS
1984	Nick Rallo, 2B
1986	Mike Rogers, 1B
1987	Tim Clark, 2B Doug Bock, C
1988	Tim Clark, 2B Dave Silvestri, SS
1989	Scott Black, P Tim Hawkins, OF Todd Moseley, P Tim Pinkowski, C Bard Womack, OF
1991	Joe Winkler, OF
1994	Brent Chamberlain, C
1996	Aaron Jaworowski, 1B* Bryan Seymour, OF

BIG 12 TOURNAMENT

2000	Landon Brandes, 3B
2004	Cody Ehlers, 1B* Garrett Broshuis, P Lee Laskowski, OF James Boone, OF Mark Alexander, P
2005	Zane Taylor, INF James Boone, OF Jacob Priday, C
2006	Max Scherzer, P
2007	Brock Bond, 2B
2008	Jacob Priday, DH
2009	Ryan Lollis, OF
2010	Ryan Gebhart, OF
2011	Conner Mach, OF Jonah Schmidt, DH Kelly Fick, P
2012	Blake Brown, OF Dane Opel, OF Jeff Emens, P Eric Garcia, SS*

SEC TOURNAMENT

2015 Trey Harris, OF

* — MVP

+ — Pitching MVP

TIGERS IN THE PROS

The presence of former Missouri Tiger Baseball players in professional baseball continues to grow each year. In 2017, three more players signed contracts, including the program's seventh first-rounder in Tanner Houck.

As many as 28 former Mizzou greats have made it through the ranks and onto Major League rosters. Tim Laudner played for the 1987 World Champion Minnesota Twins. Phil Bradley played for several big league teams in 1980s and early '90s. Last year, as many as six former Tigers spent times in the Major Leagues, including three-time Cy Young Award winner Max Scherzer.


Scherzer, became the highest ever draft pick in MU history when he was selected by Arizona with the 11th overall pick in 2006. In 2008, Aaron Crow replaced Scherzer as the highest ever Tiger draft pick, when the Washington Nationals drafted Crow with the ninth pick. Crow did not sign with Washington and re-entered the draft in 2009, where he was taken by the Kansas City Royals with the 12th pick. Ten picks later, Kyle Gibson was drafted by the Minnesota Twins, marking the first time in school history that two Tigers were selected in the first round of the draft. Houck was taken 24th overall last year, the highest since Gibson.




Ian Kinsler (2003) won the 2016 AL Gold Glove at second base.



Max Scherzer (2005-06) is just the sixth player in MLB history to win Cy Youngs in both the AL & NL. He won the 2017 NL Cy Young and now has three Cy Young Awards.



Aaron Crow was twice drafted in the first round and was an All-Star reliever for the Kansas City Royals in 2011.



Phil Bradley (1979-81) played in the Major Leagues, spending most of his big-league playing days in Seattle.

Hubert Pruett *	St. Louis Browns	1923
Carl Miles *	Philadelphia Athletics	1940
Don McMillen	New York Giants	1949
Bob "Turkey" Smith *	Boston Red Sox	1950
Junior Wren	Chicago White Sox	1952
Don Boenker	Cleveland Indians	1953
Jerry Schoonmaker *	Washington Nationals	1955
John Grace	Milwaukee Braves	1956
Bob Musgrave	Baltimore Orioles	1956
Jack Davis *	New York Yankees	1957
Charley Duren	Milwaukee Braves	1957
Jay Hankins *	Kansas City Athletics	1957
Kent Kurtz	New York Yankees	1957
Ralph Schultz	Chicago White Sox	1957
Norm Stewart	Baltimore Orioles	1957
Charlie James *	St. Louis Cardinals	1958
Hank Kuhlman	St. Louis Cardinals	1958
Carl Nauert	Chicago Cubs	1958
Ernie Nevers	Kansas City Athletics	1958
Mike Shannon *	St. Louis Cardinals	1958
Sonny Siebert *	Cleveland Indians	1958
Bo Toft	Boston Red Sox	1958
Bob Cooper	Baltimore Orioles	1959
Elmer "Bud" Harbin	Detroit Tigers	1959
John O'Donoghue *	Kansas City Athletics	1959
Gary Starr	Chicago Cubs	1960
Ron Cox	St. Louis Cardinals	1961
Bob Meyers	San Francisco Giants	1961
Gene Orf	Pittsburgh Pirates	1961
George Hulett	Kansas City Athletics	1962
Larry Bohannon	Minnesota Twins	1963
Rich Peterson	New York Mets	1963
Dave Harvey	Minnesota Twins	1964
Dennis Musgraves *	New York Mets	1964
Jim Nelson	Minnesota Twins	1964
Bob Price	Minnesota Twins	1964
Jim Sevcik	Minnesota Twins	1964
John Sevcik *	Minnesota Twins	1964
Keith Weber	New York Mets	1964
Jack Stroud	New York Mets	1965
Dan Rudanovich	Boston Red Sox	1966
Orville Hollrah	Chicago White Sox	1966
Mike McFarland	Boston Red Sox	1967
Gary Lear	Cleveland Indians	1967
Rex Hein	Kansas City Royals	1968

Rich Henninger *	Washington Senators	1968
Bob McDaniel	New York Yankees	1968
Bob Sheetz	Pittsburgh Pirates	1970
Steve Patchin	Los Angeles Dodgers	1971
Terry Periman	Philadelphia Phillies	1971
Bill Todd	Boston Red Sox	1971
Jack Bastable	Oakland Athletics	1972
Steve Pasternak	St. Louis Cardinals	1973
Ben Tensing	Detroit Tigers	1973
Mark Thiel	New York Yankees	1976
Greg Cypret	Houston Astros	1978
Rob Pietroborgo	Seattle Mariners	1978
Jeff Cornell *	Kansas City Royals	1978
Tom Bloemke	Independent	1978
Tim Laudner *	Minnesota Twins	1979
Jim English	Chicago White Sox	1979
Rob Schmidt	Philadelphia Phillies	1979
Lindy Duncan	Texas Rangers	1980
Ron Mathis *	Detroit Tigers	1980
Mike Pfautsch	Minnesota Twins	1980
Scott Collins	Cleveland Indians	1981
Phil Bradley *	Seattle Mariners	1981
Tom Heckman	Oakland Athletics	1981
Kurt Moody	Atlanta Braves	1982
Jim Maddock	Atlanta Braves	1982
Jim Lumpe	Montreal Expos	1982
Dave Gross	Minnesota Twins	1982
John Marquardt	Oakland Athletics	1983
Bill Hance	Texas Rangers	1983
Shane Fairbanks	Houston Astros	1983
Scott Little *	New York Mets	1984
Roger Johnson	Philadelphia Phillies	1984
Paul James	Texas Rangers	1985
Dave Otto *	Oakland Athletics	1985
Nick Rallo	Baltimore Orioles	1986
Bob Faron	St. Louis Cardinals	1986
Marcus Adler	Detroit Tigers	1987
Doug Bock	Kansas City Royals	1987
Larry Pierson	St. Louis Cardinals	1987
Mike Rogers	Texas Rangers	1987
Tony Russo	St. Louis Cardinals	1987
Tim Clark	Cincinnati Reds	1988
Dave Silvestri *	Houston Astros	1988
Dave Slavin	San Francisco Giants	1988
Scott Brown	Pittsburgh Pirates	1989



Kyle Gibson (2007-09) made his major league debut with the Minnesota Twins in 2013. He was voted the team's top P in 2015.




Brock Bond (2006-07) was named to the AAA Pacific Coast League All-Star Game in 2010.



Rob Zastryzny won a World Series with the Chicago Cubs and down to the bigs, most recently with the Texas Rangers.



Nick Tepesch has been up and down to the bigs, most recently with the Texas Rangers.



Brett Nicholas made it to the Big Leagues after a successful minor league career with the Rangers.



Ryan Lollis (2006-09) made the San Francisco Giants in 2015.

Mike Parker	Atlanta Braves	1989
Jon Pittenger	Minnesota Twins	1989
Mike Potthoff	Los Angeles Dodgers	1989
Kevin Uhrhan	Boston Red Sox	1989
Scott Black	Houston Astros	1990
Steve Powers	Houston Astros	1990
Darnel Hawkins	Houston Astros	1991
John Dettmer*	Texas Rangers	1992
Chris Wyrick	Detroit Tigers	1993
Jason Meyhoff	Minnesota Twins	1994
David Sanderson	New York Mets	1994
Scott Swift	San Francisco Giants	1994
Tom Buchman	Minnesota Twins	1996
Aaron Akin	Florida Marlins	1997
Aaron Jaworowski	Minnesota Twins	1997
Jeff Terrell	Philadelphia Phillies	1997
Ryan Fry	Kansas City Royals	1998
Jeremy Callier	Anaheim Angels	1998
Griffin Moore	Kansas City Royals	1998
Torre Tyson	Boston Red Sox	1998
Nick Schwieder	Anaheim Angels	1998
Chris George	Houston Astros	1999
Ryan Jamison	Houston Astros	1999
Justin Stine	Toronto Blue Jays	1999
Landon Brandes	St. Louis Cardinals	2000
Ralph McCasland	Montreal Expos	2000
J.R. Warner	Anaheim Angels	2000
Nick Wilfong	San Francisco Giants	2000
Ryan Stegall	Houston Astros	2001
Jon Williams	San Francisco Giants	2001
Pete Sansone	River City Rascals	2001
Jody Roughton	Detroit Tigers	2002
Drew Endicott	Kansas City Royals	2002
Jayce Tingler	Toronto Blue Jays	2003
Justin James *	Toronto Blue Jays	2003
Ian Kinsler *	Texas Rangers	2003
Andy Shipman	Boston Red Sox	2003

Derek Roper	St. Louis Cardinals	2003
Danny Hill	Toronto Blue Jays	2004
Garrett Brohsuis	San Francisco Giants	2004
Cody Ehlers	New York Yankees	2004
Mark Alexander	Los Angeles Dodgers	2004
Lee Laskowski	Mid-Missouri Mavericks	2004
Brad Flanders	Evansville Otters	2004
James Boone	Pittsburgh Pirates	2005
Andrew Johnston	Colorado Rockies	2005
Doug Mathis *	Texas Rangers	2005
Max Scherzer *	Arizona Diamondbacks	2006
Nathan Culp	San Diego Padres	2006
Brett Reynolds	Arizona Diamondbacks	2006
Hunter Mense	Florida Marlins	2006
Taylor Parker	Chicago Cubs	2006
Travis Wendte	Milwaukee Brewers	2006
Evan Frey	Arizona Diamondbacks	2007
Brock Bond	San Francisco Giants	2007
Aaron Crow	Washington Nationals	2008
Rick Zagone	Baltimore Orioles	2008
Jacob Friday	Houston Astros	2008
Ryan Lollis	Detroit Tigers	2008
Kurt Calvert	Chicago Cubs	2008
Lee Fisher	Chicago White Sox	2008
Aaron Crow *	Kansas City Royals	2009
Kyle Gibson	Minnesota Twins	2009
Trevor Coleman	Seattle Mariners	2009
Kyle Mach	San Francisco Giants	2009
Ryan Lollis *	Detroit Tigers	2009
Greg Folgia	Cleveland Indians	2009
Brett Nicholas *	Texas Rangers	2010
Aaron Senne	Florida Marlins	2010
Nick Tepesch	Texas Rangers	2010
Michael Liberto	Kansas City Royals	2010
Tyler Clark	Detroit Tigers	2010
Matt Stites *	San Diego Padres	2011
Phil McCormick	San Francisco Giants	2011
Zack Hardoin	Houston Astros	2011
Blake Brown	Atlanta Braves	2012
Eric Garcia	Atlanta Braves	2012
Ben Turner	San Francisco Giants	2012
Blake Holovach	Seattle Mariners	2012
Rob Zastryzny *	Chicago Cubs	2013
Jake Walsh	Washington Nationals	2013
Brett Graves	Oakland Athletics	2014
Keaton Steele	Minnesota Twins	2014
Breckin Williams	Arizona Diamondbacks	2015
Peter Fairbanks	Texas Rangers	2015
Josh Lester	Detroit Tigers	2015
Alec Rash	Washington Nationals	2015
Ryan Howard	San Francisco Giants	2015
Ryan Howard	San Francisco Giants	2016
Jake Ring	Baltimore Orioles	2016
Reggie McClain	Seattle Mariners	2016
Austin Tribby	Minnesota Twins	2016
Tanner Houck	Boston Red Sox	2017
Bryce Montes De Oca	Washington Nationals	2017
Robbie Glendinning	Pittsburgh Pirates	2017
Brett Bond	Houston Astros	2017
Cole Bartlett	Arizona Diamondbacks	2017

* — Played at major league level



MISSOURI INTERCOLLEGIATE ATHLETICS HALL OF FAME

Herb Bunker • 1923 **Class of 1990**

A native of Nevada, Mo., Herb Bunker is one of only two four-sport letterwinners in Missouri athletic history. He lettered in football, basketball, baseball and track and field between 1920-23. In basketball, Bunker earned All-Missouri Valley Conference honors as a guard in 1921 and 1922, and was an All-American in 1921 and 1923. A tackle/center in football, he captained the Tigers in 1922. He was a catcher/outfielder in baseball, and threw the shot put on the track team. A Phi Beta Kappa student who earned a Ph.D. in sociology, Bunker headed Mizzou's department of physical education for many years before retiring in 1965. He spent nine years as football coach and athletics director at Culver-Stockett College in Canton, Mo., and also coached at Missouri, Auburn and Florida and at Paseo High School in Kansas City, Mo.

Phil Bradley • 1979-81 **Class of 1990**

See page 66 for bio

John "Hi" Simmons • 1937-73 **Class of 1990**

See page 66 for bio

Hubert Pruett • 1921 **Class of 1990**

A pitcher from Malden, Mo., Hubert Pruett lettered just one year at Missouri, in 1921, but made his mark on the Major League Baseball world with his ability to strike out the great Babe Ruth. Pruett compiled a 29-48 record, pitching for the St. Louis Browns, New York Giants, Boston Braves and Philadelphia Phillies. Pruett perfected a "screwball" and used it to strike out Ruth 10 of the first 13 times he faced him. In all, he faced Ruth 30 times. The "Babe" got only four hits in those at bats (including one home run off a curveball), struck out 15 times, walked eight times, sacrificed once, and grounded out twice. He retired from baseball in 1932 and Pruett was a doctor in St. Louis for 40 years.

Norm Stewart • 1954-56 **Class of 1990**

A native of Shelbyville, Mo., Norm Stewart lettered at Missouri in basketball and baseball for three years. He was inducted as an athlete since his induction came during his tenure as Missouri's head basketball coach. He threw a no-hitter and won one game in the 1954 College World Series as the Tigers won the national title. Stewart led the 1955 and 1956 Tigers in victories, innings pitched, strikeouts, appearances, games started and complete games. He also led the 1955 team in earned-run average. Stewart's accomplishments on the basketball floor both as a player and coach at Missouri are legendary. He scored 1,112 points in three seasons and recorded 634 wins at Mizzou as head coach. When he retired after the 1998-99 season, Stewart ranked seventh all-time in the NCAA with 731 career wins.

Don Faurot • 1922-24 **Class of 1990**

While this name is more recognizable for Faurot's accomplishments on the football field, Faurot was an infielder for the Tigers for three seasons. Faurot left his legacy on the University as football coach and director of athletics. Aside from leading the Tigers out of debt and into football's elite, his tenure as football coach and director of athletics — a job he relinquished in 1967 — left MU athletics with its greatest legacy, the imprint of his integrity. His prime contribution to football was his innovation of the Split-T formation at Mizzou in 1941.

Paul Christman • 1938-39, 41 **Class of 1990**

The legendary "Pitchin' Paul" Christman lettered three times each in football and baseball. A three-time all-conference quarterback, Christman finished third in the 1939 Heisman Trophy voting.

Chester Brewer • Coach **Class of 1991**

In addition to serving as athletic director from 1911-17 and 1924-34, Chester Brewer served as the school's football, basketball, baseball and track and field coach. In seven seasons, he led the Tiger Nine to a mark of 61-32-3.

Norm Wagner • 1931-33 **Class of 1991**

Norm Wagner lettered at Missouri in basketball and baseball from 1931-33 and led the Tigers to conference titles in 1931 and 1932. He won 27 games in his career — a record that stood until 1980. He was a member of the St. Louis Cardinals organization after graduation. He also led the 1932-33 Tiger Basketball squad in scoring on his way to earning all-conference honors.

Bob Schoonmaker • 1952-54 **Class of 1991**

A three-sport athlete, Bob Schoonmaker earned eight letters during his time at Missouri. An infielder from Lebanon, Mo., Schoonmaker was an all-conference performer in 1954 as the Tigers won the College World Series. He hit .307 that season with a team-high two triples and committed only one error in 171 chances. He also was on the 1952 national runner-up team, hitting a home run in the championship game. In football, he was a two-time captain and earned three letters on the gridiron. Schoonmaker also lettered on the basketball team for two years.

Don Boenker • 1951-53 **Class of 1993**

Missouri's first All-American pitcher in 1952, Don Boenke led the Tigers to the Big Seven Conference championship, the NCAA District V championship, and a second-place finish at the College World Series. A Tiger co-captain for Coach John "Hi" Simmons in 1953, he later signed with the Cleveland Indians and during his professional career, was coached by Whitey Kurovski, George Steinbrenner and Hub Kittle among others. He twice led MU in victories in addition to tossing a pair of one-hitters against Washington University in 1951 and Kansas State in 1952. He also authored a two-hitter against Iowa State in 1952. A native of St. Louis, Boenker was inducted into the Mizzou QEBH Honorary Society as an undergraduate and holds three degrees from the University of Missouri.

1954 National Champions **Class of 1994**

The 1954 squad captured MU's first national title at the College World Series. The Tigers posted a 22-4 record, won the Big Seven Conference title and came back through the losers bracket to capture the national championship. MU had a 12-game win streak during the season.

Lowe 'Junior' Wren • 1951-52 **Class of 1994**

One of several standout two-sport athletes, 'Junior' Wren was an All-American outfielder in 1952. He hit a team-high .408 to go with seven stolen bases in 1951 before hitting .359 in the 1952 regular season. Wren also pitched one game in the 1952 College World Series, striking out 11 batters while throwing a two-hitter against Penn State. A member of Missouri's 1952 national runner-up team, Wren also was an all-conference football player in 1951 after leading the team in rushing, total offense and punting.

Thornton Jenkins • 1946 **Class of 1995**

Thornton Jenkins, who also played basketball at Mizzou, lettered one year on the Missouri diamond. The leading scorer for the 1942-43 Tiger hoopers, Jenkins lettered four times in basketball.

Dave Silvestri • 1986-88 **Class of 1997**

In a span of four months in 1988, Dave Silvestri was named an All-American shortstop, chosen in the second round by the Houston Astros in the Major League Baseball First-Year Draft and was a member of the 1988 Summer Olympics gold medal winning United States baseball team. Silvestri hit .406 in 1988 to go with 21 home runs and a school-record 89 runs scored. His marks that season for total bases, slugging percentage and extra-base hits are Missouri records. Called by many to be the greatest Missouri baseball player of the modern era, Silvestri could hit for average and power as well as field his position and run the bases. He was a two-time all-conference, all-district and All-America player. He played in the majors with the 1994 New York Yankees. He is still involved with baseball as he was featured in a Sports Illustrated article in 2001 managing the Great Falls Dodgers.

Keith Weber • 1963-64 **Class of 1998**

Keith Weber might well be the greatest pitcher in Missouri's long and glorious baseball history. In 1964, he set the MU record for earned run average (0.56), won 11 games and struck out 90 batters as the Tigers went 26-5-1 and advanced to the College World Series. Those 11 wins are still tied for the school single-season record, and the strikeout total stood as the record for 26 years. His ERA contributed to a team figure of 0.65 that still stands as the NCAA record, and in this era of the aluminum bat, will probably never be broken. Weber, from Jefferson City, was All-Big Eight, All-District V and All-America in 1964, and signed with the New York Mets. He also was a quarterback in football, but injuries ended his career before he competed on the varsity level.

Greg Cypret • 1975-78 **Class of 1998**

One of the most prolific players of the Gene McArtor era in baseball at Ol' Mizzou, Greg Cypret earned All-America honors three times at shortstop. He was a third-team selection in 1975, received honorable mention in 1976 and was a first-team selection in 1978. He was the All-Big Eight shortstop in 1976-78. Cypret hit .356 for his career and held the school career marks for hits (253) and runs batted in (181). He signed with the Houston Astros in 1978. After his professional career, Cypret joined former MU assistant coach Bob Todd on the Kent State coaching staff. He is now on the staff at Ohio State.

Clair 'Butch' Houston • 1931-35 **Class of 1999**

Butch Houston earned nine letters at Ol' Mizzou — three each in football, baseball and track. He also played two years of basketball but did not letter. A native of Maywood, Ill., he was the captain of Coach Don Faurot's first team at MU in 1935, and earned honorable mention honors as a fullback. He was also the Tigers' starting fullback in 1932 and '33.

Gene McArtor • 1961-93 **Class of 1999**

See page 84 for bio

Ray Uriarte • 1953, 1957-58 **Class of 2000**

A first-team all-American third baseman in 1958 who came to Mizzou from nearby Mexico, Mo., Ray Uriarte walked on at MU in 1952, but was cut by legendary Coach John "Hi" Simmons. He later returned to ask "Why?" and Simmons told him he could try again when the team began outdoor workouts. He did, made the team, and went on to play four games as a freshman. He lettered in 1953, but his career was interrupted by military service, and made 18 jumps as a paratrooper in two years. He returned to Mizzou and was elected team captain in 1957. Uriarte led the Tigers to the 1958 Big Seven championship, the District V title and to second place in the College World Series. He led the team with 17 stolen bases, 39 runs scored, 36 walks and an on-base percentage of .662, which still stands as the MU single-season record. In addition to his all-American recognition in 1958, Uriarte also received all-Big Eight and all-District V honors that season. Called by Coach Simmons "the best leadoff man I ever had at the University," Uriarte later served as an assistant coach for Simmons in 1959 and 1960.

Dave Otto • 1983-85 **Class of 2000**

A native of Elk Grove, Ill., Dave Otto was a standout pitcher and designated hitter from 1983-85. An All-American DH in 1985, Otto earned all-Big Eight and All-District V honors as he hit 16 home runs. He stood fifth on the MU career batting average chart (.366). An imposing figure on the mound, Otto stood third with 195 strikeouts. He shares the school record for games started in a season (14). A freshman All-American at Mizzou in 1983, Otto earned Verizon/CoSIDA Academic All-America honors in 1984 and 1985. He signed with the Oakland Athletics in 1985, and spent time in the major leagues with the As in 1988-90. Otto was traded to the Cleveland Indians in 1990 and was in their starting rotation in 1991 and 1992. He pitched with the Pittsburgh Pirates in 1993.

Sonny Siebert • 1956-58 Class of 2004

An impact player in two sports for Mizzou, the St. Louis, Mo. native Sonny Siebert, lettered in basketball three years (1956-58) and one year in baseball (1958). He earned third-team All-American honors in baseball, as a first baseman in 1958 and was also an All-District V and All-Big Eight selection that season, as he helped lead MU to the championship game of the College World Series, where MU lost in 12 innings to Southern Cal, 8-7. Siebert was named to the all-time College World Series team for the decade of the 1950s. He tied for the team lead in home runs, with eight in 1958 and later signed with the Cleveland Indians in 1958, and played at the major league level with several teams as a pitcher.

Ray Thorpe • 1965-67 Class of 2004

Ray Thorpe was a two-sport standout who was recruited to play football at Mizzou, but also later excelled in baseball, while also running indoor track for one season. The St. Louis, Mo. native was also the first African-American to play baseball for Mizzou and earned All-American honors in 1967 in baseball, after leading the Tigers in hits, triples, home runs, stolen bases and walks. He was named to the Missouri College Baseball Hall of Fame in 1967 and played on the USAs Pan-American baseball squad in 1966. Harvey was a game-breaker on the gridiron for Coach Dan Devine, playing a big role on the 1965 MU squad that eventually won the 1966 Sugar Bowl. He proved instrumental to the team during the year, as he provided numerous big plays, scoring touchdowns that won a game against Oklahoma State and forced a tie against UCLA. His TD against Oklahoma State was a 42-yard run on a lateral from Gary Kombrink, and accounted for the only score in a 7-0 MU win. Harvey's touchdown against UCLA was a scintillating 79-yard kick return that got MU back into the game after the Bruins had taken a 14-0 lead - the game ended in a 14-14 tie. After graduating from Mizzou in 1967, Thorpe coached high school football in the St. Louis area, and during his teaching and coaching tenure, he was influential in the decision of many students and athletes to attend Mizzou.

Ron Cox • 1960-61 Class of 2005

Ron Cox was the first superstar shortstop in Mizzou Baseball history, who earned first-team All-American honors as a sophomore in 1960 after hitting .407 that season (the highest ever at the time by an All-American shortstop) and driving in a then-school record 36 runs. He became the first-ever sophomore in school history to earn first-team All-American honors and was featured on the cover of the 1961 Official NCAA Baseball Guide. Cox earned First-Team All-Big Eight honors in 1960, as well as First-Team All-District V honors that same year. An outstanding all-around athlete who also lettered on MU's basketball team in 1960, Cox was a part-time starter who was regarded as one of the better defensive players in the conference. He was instrumental in holding Nebraska star Hershel Turner below his scoring average in one game which helped lead to a Tiger victory. He was also offered a scholarship to play quarterback at Mizzou by coaches Frank Broyles and Dan Devine, but declined the offer to focus on baseball. Cox went on to sign with the St. Louis Cardinals in 1962 and played for nine years in the Cardinals and Pittsburgh Pirates organizations.

Dave Harvey • 1962-64 Class of 2008

Dave Harvey was a highly-decorated and accomplished third basemen during one of the most successful stretches ever put together by Mizzou baseball. He was a first-team All-American as a third baseman in 1964, after being named a second-team All-American at third in 1963. Harvey was a driving force behind Tiger teams which advanced to three consecutive College World Series and won three straight Big Eight Conference championships in 1962, 1963 and 1964. He hit .312 as a senior in 1964 and tied for the team lead in home runs (3), while he led the team in hitting in 1963, at a .359 clip. Mizzou went 26-5-1 in 1964, winning the Big Eight and finishing as national runners-up at the College World Series, a year after going 25-8 in 1963 when they finished fourth at the CWS. The Tigers had a 22-7 record in 1962 and advanced to the CWS. Harvey was an All-Big Eight performer in both 1963 and 1964 while earning All-District honors in both 1962 and 1964.

Ryan Fry • 1995-98 Class of 2009

Among the top offensive players in school history who holds numerous school career and season records. He was named a 2nd-team All-American after his senior season of 1998. A prolific offensive weapon who in near the top of MU career records list for hits (265), doubles (56), RBI (222), runs (223), extra base hits (106) and total bases (463), home runs (42) and slugging percentage (.589). His career batting average of .337 falls just shy of the MU career top-10 list. Hit .377 as a senior in 1998, with an MU-record 27 home runs, and drove in a career-high 78 runs. He holds MU single-season records in hits (92 in 1996) and home runs (27 in 1998) and hit .387 as a sophomore, when he set the MU single-season record with 92 hits in 1996. Fry was named 1st-team All-Big Eight for his efforts, and was one of three outfielders. A standout in the classroom who twice earned GTE/Co-SIDA Academic All-American honors (1997 & 1998), and was also a three-time Academic All-Big 12 selection, as well (1996, 1997 & 1998). Fry is younger brother to former MU All-American wrestler, Shaon Fry, who was a 1999 inductee into the MU Intercollegiate Athletics Hall of Fame.

1964 Team Class of 2009

One of the most dominant teams in Mizzou athletics in any sport, finished the year as national runners-up, falling in the national title game to Minnesota. The 1964 team finished the year with a 27-5-1 overall record, including a perfect 19-0 record to claim Mizzou's 4th-straight Big Eight Title. The team led the nation in pitching, with a team earned run average of a miniscule 0.65 runs per game. This mark set the NCAA record at the time, and it still stands today as a record that might never be broken. The Tiger pitching staff was so dominant, it allowed one or zero runs in 21-of-33 games, including nine shutouts. In two games against Minnesota in the College World Series, Minnesota scored a total of two earned runs (MU won the first meeting, 4-1, but lost the championship game, 5-1). In the College World Series, beat Arizona State (7-0), lost a one-run game to USC (3-2), then beat Seton Hall (3-1), Minnesota (4-1) and Maine (2-1) before falling to Minnesota in the title game (5-1). Two members of the team - Dave Harvey and Keith Weber, were 1st-team All-Americans - both are individual inductees into the MU Hall of Fame. Nine members of the team were All-Big Eight selections, including four on the first team. Eleven members of the team went on to sign professional baseball contracts.

Tom Heckman Class of 2011

A dominant starter for some very good Mizzou baseball teams. He was an honorable-mention All-American pitcher (1981) for the Tigers who set numerous records during his time on the mound. Heckman won 10 games in three consecutive seasons (1979-80-81) and helped lead Mizzou to a Big Eight Conference championship in 1980. He completed his playing days holding Mizzou and Big Eight Conference records for career victories (36), and his 11 complete games in 1981 is also an MU single-season record. He led Mizzou in ERA in 1978 (1.94) and 1979 (2.33) and was an All-Big Eight selection his last two seasons (1980-81), and his 323.2 career innings pitched stood as the school record when he completed play. Heckman was also an outstanding student who was twice selected as an Academic All-American.

Max Scherzer Class of 2011

A St. Louis native who became one of the nation's most dominant pitchers in a stellar three-year career, helping elevate the Tiger program to elite status before moving onto the professional ranks where he is now among the best young pitchers in the American League. He broke out as a sophomore in 2005 when he led the Big 12 Conference in ERA (1.86) and strikeouts (131) while breaking a 14-year old school record with his strikeouts and Won nine games that season, and was part of a combined no-hitter against Texas Tech on April 1, 2005. Scherzer was named the Big 12 Pitcher of the Year in 2005, and also claimed 2nd-Team All-American honors while being named 1st-Team All-Big 12 as well. He was a semifinalist in 2005 for the Clemens Award, which honors the top pitcher in the nation. The 2005 Tiger team won 40 games for the first time since 1991, and finished 4th in the Big 12 Conference, the team's highest league finish since 1996. He was won three Cy Young Awards in the majors.

Ian Kinsler Class of 2012

Although he played only one season at Mizzou, Tiger Head Coach Tim Jamieson credits him with being a key figure in helping turn the program around, as he was instrumental in leading Mizzou back to the NCAA Tournament in 2003, after a six-year drought. That 2003 NCAA appearance started a string of seven-consecutive NCAA Tournament appearances for the Tiger program. After transferring to Mizzou from Arizona State and junior college, Kinsler batted .335 for Mizzou in 2003, and was third on the team with six home runs and 45 RBI. He also went 16-of-17 in stolen bases during the season, and was named 2nd-Team All-Big 12 for his efforts.

Aaron Crow Class of 2013

Established himself as one of the most feared pitchers in the nation during the late 2000s in a time of great success for Tiger baseball under Head Coach Tim Jamieson. During his junior season of 2008, Crow was arguably the most dominant pitcher in the game, as he won the Roger Clemens Award, given annually to the top pitcher in college baseball, in addition to being named a consensus 1st-Team All-American. His stats in 2008 were stellar - a perfect 13-0 record, an earned run average of 2.35, four complete-game shutouts and 127 strikeouts (10.65 per nine innings). Had a 43-inning scoreless streak during the 2008 season. After sitting out a year, later was again drafted in the first round (#12 overall) in 2009 by the Kansas City Royals. Made the Royals' opening day roster in 2011, and has been with the club ever since, logging 186 appearances. Crow won seven games in 2013 for the Royals, and was the club's lone All-Star during his rookie season of 2011.

John Dettmer Class of 2014


Mizzou's all-time career strikeout leader who was durable in addition to his flame-throwing achievements for hall of fame Coach Gene McArtor... Won honorable mention All-American honors in 1991 when he turned in one of the top individual pitching seasons in MU history... Won nine games that year, and struck out 127 batters in 120.0 innings while leading the team with a 2.63 earned run average in an time where bats were very lively... Finished his Tiger career with 374 strikeouts, which stands still as the most in program history, while his 332.0 career innings pitched ranks second to this day, and his 23 career wins are also eighth-most... Won All-Big Eight first-team honors in 1990, 1991 and 1992, as he led the Tigers in strikeouts each year, with 99, 127 and 123, respectively... Turned in 15 complete games during his career as he was a durable and dependable presence on the mound... Went on to become an 11th-round draft pick in the 1992 Major League Baseball Draft by the Texas Rangers, and eventually pitched in 12 games in the Majors.

Tim Laudner Class of 2017

An outstanding catcher for Mizzou who went on to a long-time successful Major League Baseball career with the Minnesota Twins, eventually becoming an American League All-Star, while playing a key role for the Twins' 1987 World Series Championship. Was a first-team All-Big Eight selection in 1979 and was a member of the All-Big Eight Tournament team in both 1977 and 1978. Led Mizzou in batting in 1979, checking in at .378 that season, tallying a team-best 65 hits, while also leading the team with 19 doubles, seven home runs, 54 runs batted in and 40 walks. Was a third-round selection by the Twins in the 1979 MLB Draft, and went on to play nine seasons in the majors that saw him become an A.L. All-Star in 1988, when he hit .251 with 13 home runs, 18 doubles and 54 RBI. Hit 77 career home runs while driving in 263 runs during his time in the majors, and had a single-season best homer total of 16 in 1987. Played a key role in helping the Twins to the 1987 World Series title over the St. Louis Cardinals, as he hit .318 in the series, with a double, home run and four RBI. Had an on base percentage of .444 in the 1987 Series and scored four runs as the Twins took the Series in seven games. His homer came in game two during a six-run fourth inning for the Twins, who won that game, 8-4.

RETIRED NUMBERS

34



John 'Hi' Simmons
1937-73

A native of Lancaster in the northeast part of Missouri, Simmons had a long decorated career at Missouri, as head baseball coach and a trusty football assistant to Don Faurot. In baseball, he coached from 1937 to 1973, posting a record of 481-294-3. His teams won 11 conference championships and the first NCAA title in school history in 1954. In all, he led Missouri to six appearances in the NCAA College World Series in Omaha, Neb. He coached 19 All-Americans, including nine first-team choices, 25 all-district and 37 all-conference players. A former president of the American Baseball Coaches Association, Simmons was inducted into the State of Missouri Sports Hall of Fame in 1977, and is also a member of the ABCA Hall of Fame.



A bust honoring Simmons sits near the entrance of Taylor Stadium.


33



Gene McArtor
1961-93

As a player at Missouri, McArtor won all-conference and all-district honors as a first baseman from 1961-63. He played on two Big Eight Conference championship teams and two squads which advanced to the College World Series. He served as team captain as a senior. He returned to MU as assistant baseball coach in 1969 after coaching and teaching at the high school level in his hometown, St. Louis. McArtor served in that role until 1974 when he succeeded John "Hi" Simmons as the Tigers' head coach. During his 21 years at the helm, McArtor compiled a 733-430-3 record and won Big Eight championships in 1976 and 1980. He guided six teams to the NCAA Tournament, coached 13 All-Americans and 41 all-conference players. McArtor served on the NCAA Baseball Committee from 1987-92, including two years as chairman, during a period of unprecedented growth for the CWS. A former president of the American Baseball Coaches Association, McArtor is a member of the ABCA Hall of Fame, the Webster Groves High School Hall of Fame and the St. Louis Amateur Baseball Hall of Fame. He was inducted into the MU Intercollegiate Athletics Hall of Fame in 1999 and will go into the Missouri State Sports Hall of Fame in 2007. After retiring as baseball coach, he continued to serve MU first at the Senior Associate Director of Athletics and then as director of project management. He also served as the interim director of athletics for several months in 1998. He currently is the NCAA National Coordinator for Baseball Umpires.

15



Phil Bradley
1979-81

One of the most decorated athletes in Missouri annals, Bradley lettered in football at Missouri from 1977-81, and in baseball from 1979-81. A native of Macomb, Ill., Bradley quarterbacked the Tigers to three bowl games (1978 and 1980 Liberties and the 1979 Hall of Fame). He was a three-time Big Eight Conference Offensive Player of the Year and set the conference total offense record with 6,459 yards. He held Missouri records for passing and total offense, and played in two all-star games, the Hula and Japan Bowls, after his senior season. In baseball, he starred as an outfielder on Missouri teams which won the 1980 Big Eight championship and advanced to the 1980 and 1981 NCAA Tournaments. Bradley was All-Big Eight, All-District and All-America in 1981, when he hit .457. Bradley was also the 1980 Big Eight Tournament MVP when Mizzou won the championship. He held school records for career walks and on-base percentage and held five school records when he graduated. Bradley was drafted by the Seattle Mariners and played with them through 1987. He was named to the 1985 American League All-Star Team and hit a career-high 26 home runs that season. He also played with the Philadelphia Phillies, Baltimore Orioles and Chicago White Sox. He also played briefly in Japan.



ALL-TIME LETTERWINNERS

A

Adair, Mark.....	1988-91
Adler, Marcus.....	1983-86
Admire, Nick.....	2003-06
Akin, Aaron.....	1996
Akmon, Chris.....	2015
Alberts, Dennis.....	1970-71
Alberts, Elliott.....	1947-49
Albrecht, Doug.....	1972-74
Alexander, *.....	1909
Alexander, Lowell.....	1949-50
Alexander, Mark.....	2002-04
Allen, Ryan.....	2007-08
Ambs, Fred.....	1980-83
Amelung, Bill.....	1938
Ampleman, Ryan.....	2009-11
Anderson, Barry.....	1972-73
Anderson, Eric.....	2011-14
Angerer, Clarence.....	1912-14
Anthony, Harold.....	1924-26
Arndt, Gary.....	2004-07
Ardinger, Horace.....	1905
Asbury, A.E.....	1895-96
Asbury, Wilburt.....	1929, 1932
Aslin, Ray.....	1969-70
Atchison, Ben.....	1898
Atkinson, Dick.....	1951-52
Atkinson, Ted.....	1949
Austin, Eric.....	1987
Aycock, Bob.....	1910

B

Bagby, Harry.....	1903, 1905
Bailey, Dan.....	1904
Baker, Bob.....	1981-82
Ball, Steve.....	1992-94
Balsamo, Johnny.....	2016-17
Bane, Dan.....	2000
Barbeck, Kyle.....	2012
Barbour, Bill.....	1951-52
Barner, Chester.....	1932-33
Barnes, Brian.....	1995-98
Barnes, Dustin.....	1999-2000
Barth, Gary.....	1987-88
Bartlett, Cole.....	2016-17
Basham, Keith.....	1974
Bastable, Jack.....	1972
Bauer, Garrett.....	2001
Beason, Joe.....	1979
Beck, Otto.....	1918
Beckmann, Bert.....	1952-55
Belfonte, Sal.....	2012
Bell, Jay.....	1996-98
Beer, Ralph.....	1935, 1937
Beezley, Ted.....	1935
Benak, Chris.....	1983-86
Benes, Shane.....	2015
Benson, Brian.....	1996
Berler, Matt.....	2017
Berry, J.A.....	1897
Berger, Ian.....	2007-09
Besheer, *.....	1909-11
Billica, Brian.....	2003

Biscan, Dave.....	1982, 1984
Bishop, *.....	1925-26
Black, Scott.....	1987-90
Blakely, *.....	1909
Blaseh, G.H.....	1934-35
Bloemke, Tom.....	1977-78
Blume, W.M.....	1934
Blunk, Del.....	1967-69
Bock, Doug.....	1985-87
Boeger, Ross.....	1950-52
Boehlow, Bob.....	1948-49
Boenker, Don.....	1951-53
Boenker, Kurt.....	1967-69
Bogie, Mord.....	1891
Bogie, R.S.....	1891
Bohannon, Larry.....	1962-63
Bollinger, Brad.....	1982-85
Bond, Brett.....	2015-17
Bond, Brock.....	2006-07
Bone, Logan.....	2015
Bonfoey, Lawrence.....	1904-05
Booher, Lloyd.....	1897-98
Boone, James.....	2003-05
Bormet, Roman.....	1989-91
Bottonfield, Bill.....	1972
Boyd, Bill.....	1969-70
Boyd, V.....	1934
Boyster, Luke.....	2017
Brace, Penn.....	1893-94
Bradley, Phil.....	1979-81
Brainard, C.F.....	1912-13
Brandes, Landon.....	2000
Braun, John.....	1931
Breck, C.G.....	1924
Brewster, Steve.....	1997
Bridges, Bob.....	1928-30
Bridges, Rupert.....	1927-29
Braud, Dustin.....	2004-05
Broadhead, Harry.....	1901-02
Brodbeck, Roger.....	1959
Broderick, Dave.....	1897-99
Broshuis, Garrett.....	2002-04
Brown, Blake.....	2011-12
Brown, Curt.....	1974, 1976-78
Brown, Gary.....	1967-68
Brumfield, Connor.....	2016-17
Brumm, Harold.....	1931
Bryant, George.....	1916
Buchman, Tom.....	1995-96
Buehler, Brad.....	2008-11
Bumgardner, Bill.....	1916
Bunker, Herb.....	1923
Burton, Jerry.....	1970
Bush, Alan.....	1969

C

Caballero, Cosme.....	2004-05
Callahan, John.....	1895
Callier, Jeremy.....	1995-98
Calvert, Kurt.....	2007-08
Canterbury, Sam.....	1918, 1920
Capp, Frank.....	1907-09
Capp, Tom.....	1913-15

D

Capron, Steve.....	1968-70
Card, Jim.....	1961-63
Carda, Pat.....	1986-87
Carpenter, Bob.....	1965-67
Carr, Blaine.....	1941-42
Carr, Joel.....	1936-38
Carter, Liam.....	2016-17
Carter, Sam.....	1929-31
Carton, Tom.....	1903-05
Cartright, *.....	1899
Cassis, Luke.....	1999-2002
Castle, *.....	1926-27
Chamberlain, Brent.....	1994-95
Chambers, Derek.....	2005-06
Chambliss, John.....	1992-93
Champagne, Brannon.....	2011-13
Charles, Donnie.....	1994
Chettle, Al.....	1966-67
Christman, Paul.....	1938-39, 1941
Ciombor, Tom.....	1984-87
Clark, Tim.....	1986-88
Clark, Tyler.....	2008-10
Clubb, Ryan.....	2009-12
Cole, Michael.....	2004
Cole, Terry.....	1972-73
Coleman, Ron.....	1966
Collins, Scott.....	1979-81
Coleman, Trevor.....	2007-09
Combs, Brant.....	2006
Conaty, Brian.....	1991
Conklin, Earl.....	1942-43
Consentino, Al.....	1946
Cook, *.....	1895
Cook, Ed.....	1954-55
Cooper, Bob.....	1957, 1959
Cooper, Isace.....	1898-99
Cornelius, Chris.....	2017
Cornell, Jeff.....	1976-78
Cox, Buddy.....	1953-55
Cox, James.....	1947
Cox, Ron.....	1960-61
Crane, Bill.....	1940-41
Cravens, W.B.....	1892-93
Crenshaw, Gene.....	1949-51
Crim, Mike.....	1969-70
Cross, Herb.....	1936
Crow, Aaron.....	2006-08
Crowley, George.....	1896-97
Culbertson, Clint.....	1994
Culp, Nathan.....	2004-06
Cummins, Ron.....	1965-66
Cunningham, Bill.....	1940
Cutright, Jerry.....	1956
Cypret, Greg.....	1975-78
Dabney, Lake.....	2015
Dale, Logan.....	1998-2001
Daleo, John.....	1936-38
Danze, Tim.....	1983-86
Davidson, Gary.....	1935
Davis, Bo.....	2002-04
Davis, Bob.....	1950

Davis, Floyd.....	1935-37
Davis, Henry.....	1891
Davis, Jack.....	1954-57
Davis, John.....	1969
Davis, Russ.....	1914-16
Del Rio, Alex.....	2015-17
Dempsey, Dudley.....	1901
Deneault, Conrad.....	1967
Denman, Rod.....	1973-75
Dennis, F.A.....	1917-18
Denny, *.....	1922-24
Desch, Brian.....	2001
Dessau, Erik.....	2004-05
Dettmer, John.....	1989-92
Dewey, Charles.....	1895-98
Dickhans, Roger.....	1971-73
Dickinson, Dick.....	1952-54
Dieckmann, Ron.....	1971-72
Diemar, Robert.....	1911
Difani, Clarence.....	1941-43
Dimitriades, Jim.....	1941-42
Dippold, G.J.....	1916-18
Doarn, James.....	1930-31
Doerr, James.....	1953-54
Doherty, Marquise.....	2016
Doyl, H.S.....	1897-98
Drennan, Tim.....	1972-74
Dressler, Tim.....	1987-88
Dryden, Walter.....	1947-48
Dulle, Cameron.....	2017
Duncan, Lindy.....	1978-80
Dundee, Bob.....	1972-73
Durst, Dan.....	1982-83

E

Eader, Mike.....	1965-66
Eades, Cary.....	1982-83
Eatock, Bill.....	1947-50
Eatock, Sam.....	1946
Eberhard, Floyd.....	1950-51
Edwards, Marshall.....	1942
Edy, John.....	1903-05
Ehlers, Cody.....	2001-04
Eigelberger, Bob.....	1946
Ellis, Tom.....	1973-75
Embry, Webb.....	1930-32
Emens, Jeff.....	2009-12
Endicott, Drew.....	2000
Englert, Roger.....	1947-50
English, Jim.....	1976-79
Entsminger, Harold.....	1946, 1948
Epstein, Jake.....	1997-99
Estes, Jim.....	1961-62, 1964
Estes, Joe.....	1907
Everett, Dillon.....	2012-14



F

Fairbanks, Peter.....	2014-15
Fairbanks, Shane.....	1980-83
Farmer, Elliot.....	1931-32
Farmer, J.C.....	1915-17
Faron, Bob.....	1983-86
Faurot, Bob.....	1939
Faurot, Don.....	1923-24
Faurot, Fred.....	1930-32
Fawks, Marvin.....	1905-06
Fehr, Chris.....	1942-43, 1946
Feldcamp, Bernard.....	1930-31
Feldcamp, H.....	1927-29
Feldman, John.....	1946
Feltz, *.....	1899
Fewell, Wes.....	1999-2002
Fick, Kelly.....	2008-11
Ficklin, H.D.....	1921-23
Field, J.C.....	2005-06
Filip, Jake.....	1991-92, 94-95
Finlayson, S.....	1942-43, 1946
Fischer, Lee.....	2007
Fitzpatrick, Craig.....	1980
Fix, Phil.....	1982
Flanders, Brad.....	2003-04
Fleddermann, Wayne.....	1946
Fletcher, Chuck.....	1988-91
Flick, Clair.....	1940
Folgia, Greg.....	2007-09
Ford, Watson.....	1928
Foster, Bill.....	1971-73
Frampe, *.....	1895
Frampton, S.D.....	1928
Frankenfeld, W.E.....	1928
Frederickson, Wayde.....	1962
Frevert, Doug.....	1975
Frey, Evan.....	2005-07
Friedewald, Ed.....	1941
Friedrichs, Bill.....	1969-70
Frier, Jack.....	1947-50
Frisch, Paul.....	1969-71
Fruit, M.E.....	1929-31
Fruit, Roy.....	1931-32
Fry, Ryan.....	1995-98
Fulbright, Jack.....	1921
Fullerton, Rob.....	1994-95


G

Garcia, Eric.....	2010-12
Gargano, Ryan.....	2007-09
Garrett, Adam.....	2003
Garvin, Lee.....	1898-99
Gebhart, Ryan.....	2009-10
Gellman, Herb.....	1951-53
Gentry, Jim.....	1894
George, Chris.....	1998-99
Gibson, Kyle.....	2007-09
Gibson, Wilber.....	1908-09
Gieselmann, Alfred.....	1929-30
Giuliani, Chris.....	1994-96
Glitner, J.M.....	1917
Gleason, George.....	1954-55
Glendinning, Robbie.....	2017
Golson, John.....	1942-43
Goodrich, Griffin.....	2013-14
Goodwyn, Ron.....	1960

Gore, Abner.....	1902
Grace, John.....	1956
Graham, Frank.....	1940-42
Graves, *.....	1909
Graves, Brett.....	2012-14
Gray, Lawrence.....	1912-14
Gray, Vic.....	1936-37
Gray, Steve.....	2008-09
Greathouse, *.....	1923-25
Green, Herbert.....	1905
Green, Terry.....	1975
Greene, Gary.....	1991-94
Greer, Matt.....	1984-87
Gregg, Herb.....	1940-42
Griese, Wilbur.....	1939-40
Griffin, Bill.....	1966-68
Gromacki, Nolan.....	2016-17
Gross, Dave.....	1979, 1981-82
Grossman, Dave.....	1959
Guhman, John.....	1933-34
Gulick, Doug.....	1956-58
Gunby, Lloyd.....	1908
Gundlack, George.....	1907-09

H

Haas, Bob.....	1958-59
Haas, George.....	1918
Hackney, Ted.....	1911-12
Haferkamp, Jeff.....	1973-76
Hahn, Orel.....	1943
Hair, Noel.....	1939-40
Hall, Eugene.....	1910-12
Hall, Tom.....	1912-14
Halter, Bill.....	1935-36
Hamilton, Ralph.....	1902, 04-05
Hance, Bill.....	1981-83
Hankins, Jay.....	1954-57
Hankins, Mike.....	1976-79
Harbin, Bud.....	1958-59
Hardoin, Zack.....	2010-11
Haring, Arthur.....	1930
Harper, William.....	1910-11
Harris, Jon.....	2000
Harris, Trey.....	2015-17
Harrison, Forrest.....	1922
Harting, Bob.....	1949-51
Harutum, Jim.....	1929-31
Harvey, Dave.....	1962-64
Hatfield, A.....	1934-35
Hauptman, Joe.....	1968
Haverty, Mike.....	1993, 95-97
Hawkins, Darnel.....	1989-90
Hawkins, Richmond.....	1896-99
Hawkins, Tim.....	1988-89
Hay, John.....	1989, 1991-93
Hayden, Fred.....	1909-10
Hayes, Terry.....	1974-75
Hays, Charles.....	1891
Hays, Robert.....	1922-24
Heckman, Tom.....	1978-81
Heineman, Bud.....	1949-51
Heintzelman, Tim.....	1963
Hellmann, Justin.....	1996
Helm, Cyrus.....	1912-13
Helms, Trevor.....	2004-06



George Hulett (1960-62)

Helmreich, John.....	1911-13
Henderson, Carmin.....	1935-36
Henke, Arthur.....	1906
Henninger, Rich.....	1968
Henson, Kent.....	1954
Herborn, Dan.....	1956
Hereth, Ric.....	1977-80
Herrington, Jeff.....	1990
Hernandez, Jeremy.....	2003-04
Hicks, Scooter.....	2007-09
Hightower, Al.....	1976-79
Hilker, Glen.....	1968
Hill, Adam.....	1898-99
Hill, Danny.....	2003-04
Hill, Dave.....	1957
Hinkle, John.....	1891
Hirst, Bob.....	1969-71
Hobbs, Matt.....	2000-2002
Hochgrebe, Ralph.....	1957-59
Hodge, Robert.....	1892-94
Hoewing, Lloyd.....	1933-34
Hoffman, Russ.....	1941-42
Hogg, Robert.....	1914-16
Holder, Dave.....	1983
Hollrah, Orville.....	1965-66
Holovach, Blake.....	2012
Holst, Stephan.....	2007
Holt, Austin.....	2009
Hood, Gail.....	1942
Hook, Oliver.....	1946
Hoover, W.T.....	1999-2002
Hornback, Victor.....	1912-13
Houck, Tanner.....	2015-17
Howard, Lafayette.....	1939-40
Howard, Ryan.....	2014-16
Howard, Thomas.....	1896
Howze, H.....	1927
Huber, Carl.....	1920-21
Hudson, Ron.....	1995
Huge, Thomas.....	1941
Hulett, George.....	1960-62
Hunt, Michael.....	1993-95
Hunter, Mike.....	1961

I

Ice, Harry.....	1940-41
Ingold, Mitch.....	1986-89
Ingram, Grant.....	1991-94
Iseminger, Dan.....	1980-81
Ivory, Jake.....	2012-15

J

Jacks, Harry.....	1893-94
Jacoby, Fred.....	1903-04, 1906
James, Charlie.....	1957
James, Jace.....	2013-15
James, Justin.....	2002-03
James, Paul.....	1985
Jamison, Ryan.....	1997-99
Jarvis, CJ.....	2011
Jarvis, Robert.....	1894
Jaworowski, Aaron.....	1995-97
Jeffries, Bob.....	1940-41
Jenkins, Bobby.....	1960-62
Jenkins, John.....	1953
Jenkins, Thornton.....	1946
Jewett, E.W.....	1898-99
Jewett, William.....	1907
Johnson, Jim.....	1969
Johnson, Kyle.....	2003-04
Johnson, Roger.....	1982-84
Johnston, Andrew.....	2005
Jones, Edward.....	1899
Jordan, J. Glen.....	1925
Jordin, Clair.....	1906
Jorgensen, Brian.....	1993-96
Jorgenson, Ken.....	1933-35
Juras, Jim.....	1966-67

K

Kammer, Emil.....	1954-56
Kansteiner, H.....	1925-26
Kearney, James.....	1925
Keck, Mike.....	1991
Keefer, Lee.....	1957
Keeton, Kendall.....	2013-14
Kehr, Glenn.....	1939
Keirse, Harlan.....	1937-39
Keller, Clif.....	1921
Keller, Harold.....	1935, 1937-39
Kelly, Dylan.....	2013-14
Kercheval, Roy D.....	1911
Ketelsen, Mike.....	1997-99
Kieffer, Victor.....	1901-02
Kiler, Mitch.....	1998-2001
King, Greg.....	1988-90
King, Ron.....	1940
Kinsler, Ian.....	2003
Klaas, Don.....	1970-71
Klages, Jack.....	2015-16
Klaus, Harold.....	1937-39
Klein, Ed.....	1909-10
Klein, Howard.....	1932, 1935
Knight, John.....	1923
Knop, Kevin.....	1978-81
Koch, David.....	1960-61
Koeneke, Barry.....	1973-74
Krawczyk, Bill.....	1967
Kruse, John.....	1974-77



Kuechler, Bob 1936-37
 Kuhlman, Hank 1957-58
 Kurtz, Kent 1950-52

L

Lacy, Brent 2002-03
 LaDue, Wade 1956-57
 LaFleur, Russell 2010
 Laffoon, Al 1960-61
 Lally, Mike 1975-78
 Lam, Robert 1920-21
 L'Ange, Terry 1965-66
 Lange, Tony 1975
 Lannenbeck, Clyde 1949-51
 Lapin, Jack 1931
 Larsen, Greg 1983-84
 Laskowski, Lee 2001-04
 Laudner, Tim 1977-79
 Lauer, Gil 1952
 Lauer, Rob 1977-78
 Laus, James 1926
 Lavy, Zach 2014-16
 Lawton, James 1934-35
 Laws, G. 1926-28
 Leach, Frank 1896
 Leaphart, Charles 1903
 Lear, Gary 1967
 Leavitt, Jim 1976-78
 LeBlanc, Bryson 2005-06
 LeCompte, Kevin 1984-87
 Lee, * 1895
 Lee, Ryan 2015-17
 Lemons, Tom 1970
 Leon, Nick 1974-76
 Lester, Josh 2013-15
 Lewis, A.J. 207
 Lewis, B.D. 1907
 Lewis, Claude 1958-60
 Lewis, D. 1924-25
 Lewis, Earl 1927-29
 Lewis, Eugene 1937
 Lewis, Jerry 1924-25
 Lewis, Steve 1958-60
 Lewis, W.H. 1891
 Lhamon, Ruskin 1908-09
 Libert, Michael 2009-10
 Liggett, E.C. 1898
 Lindstrom, Greg 1993-95
 Lindstrom, Roger 1965-66
 Lippman, Cyrus 1924-25
 Lipscomb, * 1925
 Little, Scott 1983
 Little, William 1891
 Littrell, Chopper 1992-93
 Lollis, Ryan 2006-09
 Loschke, Robert 1951
 Love, Charles 1931
 Loving, Jim 1966, 1968
 Lowrence, Chas 1920-22
 Lubeck, Barry 1966-67
 Luecke, Larry 1958
 Lumpe, Jim 1980-82
 Lundgren, Tom 1967-69
 Lundholm, Steve 1968

M

Mach, Conner 2009-12
 Mach, Kyle 2007-09
 Macciocchi, Grant 2016
 MacMillan, * 1917
 Madden, Steve 1961
 Maddock, Jim 1979-82
 Maglich, Terry 1974-75
 Mahoney, Lafe 1894-95
 Marquardt, John 1981-83
 Marsalek, C.W. 1924
 Marsden, Bill 1939
 Marshall, Victor 1910
 Martin, Paul 1982-84
 Mason, Charles 1936-38
 Mason, R.R. 1900
 Massa, Keith 1993-96
 Mathis, Doug 2005
 Mathis, Ron 1978-80
 Maurer, Mark 1978-81
 McAlister, James 1895-97
 McArtor, Gene 1961-63
 McCastin, Frank 1899-1901
 McCasland, Ralph 2000
 McClain, Reggie 2015-16
 McCormick, Phil 2009-11
 McDaniel, Bob 1968
 McDannold, Carroll 1933
 McDermott, Tom 1970-72
 McFarland, Mike 1966-67
 McGinnis, P.J. 1999
 McGraw, Michael 2012
 McGuire, Kirby 2016-17
 McGuire, Rich 1992-94
 McKee, John 2004-07
 McLagan, Garrison 2009
 McLagan, Jack 1935
 McLane, Stan 1920
 McLemore, Clyde 1902
 McMillan, Earl 1915-17
 McMillen, Don 1948-49
 McMurty, * 1901
 McQueen, M. 1925-27
 Mehrer, Ed 1959-60
 Mehrle, Robert 1928-29
 Meinert, Ken 1967-68
 Meives, John 1959, 1961
 Mendelson, Harry 1935
 Mense, Hunter 2004-06
 Messick, Harry 1918, 1920
 Meyers, Bob 1958, 1960
 Meyhoff, Jason 1992-94
 Meyr, Rex 2008
 Miles, Carl 1938-40
 Miles, John 2012-15
 Milhouse, Steve 1980
 Miller, Denver 1932-34
 Miller, Don 1957, 1959
 Misner, Kameron 2017
 Mitchell, Jim 1975
 Moeller, Bunky 1988-91
 Moffo, Mike 1975-76
 Moheskey, Bob 1953
 Mompierre, Nelson 2017
 Mondrella, Bill 1989-92
 Monroe, Art 1929-31

Monroe, Ralph 1952
 Montes De Oca, Bryce 2015, 17
 Moody, Kurt 1979-82
 Moore, Dave 1969
 Moore, Griffin 1997-98
 Moran, John 1946-48
 Morgan, Charles 1916-17
 Morgan, Eldon 1954-56
 Morgan, F.B. 1901
 Morgan, John 1972
 Morris, Edwin 1917-18
 Morrow, Sam 1907-09
 Morton, John 1943
 Moseley, Todd 1989
 Mosley, William 1996
 Mossman, Burr 1898-99
 Mueller, Andrew 2009
 Mueller, Herbert 1931-32
 Munro, Mike 1989-92
 Munson, Case 2012-15
 Murashige, Tadao 1942
 Murphy, Leo 1922
 Murray, Arthur 1936-37
 Murrey, Bob 1949-50
 Musgrave, Bob 1954-56
 Musgraves, Dennis 1964

N

Nee, Daniel M. 1909
 Neff, Phil 1989-92
 Nelson, Ian 2016-17
 Nelson, Jim 1964
 Netherland, Charles 1926
 Nevers, Earnie 1958
 Nevins, Preston 1941-43
 Newman, C.E. 1926-28
 Newman, John 1903-06
 Newton, Abel 2002
 Nicholas, Brett 2010
 Nichols, Robert 1900
 Nivens, Matt 1994-97
 Northcutt, Art 1903-05
 Nunn, Tom 1970-71

O

O'Donoghue, John 1958-59
 O'Neill, Greg 2005
 O'Reilly, Richard 1921-22
 Opel, Dane 2010-13
 Orf, Gene 1960-61
 Oth, Ray 1932
 Otto, Dave 1983-85
 Owens, Allen 1915-17
 Owsley, Harvey 1901

P

Pace, Jim 1965
 Palfreyman, George 1913-15
 Painter, Armaan 2017
 Parker, Mike 1985-86
 Parker, Taylor 2003-06
 Passer, Bernard 1932
 Pasternak, Steve 1973
 Patchett, John 1951-52
 Patchin, Steve 1969-70
 Patek, Mark 1983-86

Paterson, Aaron 2002
 Patton, Paul 1933-34
 Payne, Robert 1960
 Pearson, Logan 2013-15
 Peel, Brett 2014-15
 Perkins, Russ 1982, 1984-86
 Peterson, Bill 1935
 Peterson, Rich 1961-63
 Pfaustch, Mike 1978-80
 Phillips, Robert 1949-51
 Phillips, Ryan 2013-14
 Pickernell, Jim 1971-72
 Pickett, Ryan 1999-2000
 Piechocinski, John 1974-77
 Pierson, Larry 1986-87
 Pietroburogo, Dan 2005-08
 Pietroburogo, Rob 1976-78
 Pinkowski, Tim 1988-90
 Pittenger, Jon 1986-89
 Pittman, Neil 1969
 Plackis, Andreas 2010-12
 Platts, Branadon 2012
 Plassmeyer, Michael 2016-17
 Podjenski, Matt 1996
 Potthoff, Mike 1987-89
 Powers, Steve 1987-90
 Prehn, William 1936
 Price, Bob 1962-64
 Priday, Jacob 2005-08
 Propst, Kurt 2000-2002
 Pruett, Hubert 1921


Q

Quick, Paul..... 1922-23
 Quiereaux, Ken..... 1941-43
 Quintanilla, Patrick.....2012

R

Rallo, John1985
 Rallo, Michael 1997-2000
 Rallo, Nick1983-86
 Rallo, Ryan 2001-04
 Rash, Alec 2013-14
 Reagan, Judge 1923-25
 Reddan, Bill 1950-51
 Reeves, Folk 1926
 Regan, *1923
 Reilly, Dan 1960-62
 Reisdorf, Rich 1988-91
 Reppy, George1906
 Reshkin, S. Jerome1946
 Reynolds, Brett2006
 Richmond, Todd1985-86
 Ring, Jake..... 2014-16
 Rider, Victor..... 1906-10
 Robben, Bob 1964-66
 Roberson, Tyrone..... 2003-
 Roberts, Lacy..... 1920, 1922-23
 Robertson, Chris 1991-94
 Robinson, Richard 1927
 Rodriguez, Lee 1991-92
 Rogers, Mike 1984-87
 Roper, Derek 2002-03
 Rosenheim, Jerry 1950
 Ross, Bill..... 1956
 Ross, Dusty..... 2011-12
 Rothermel, Dave..... 1973-74
 Rothwell, Wade 1901-02
 Roughton, Jody2002
 Rudanovich, Dan 1964-65
 Ruopp, Graham.....2016
 Russell, Jim 1960
 Russo, Tony 1987
 Rust, Gary..... 1954-55

S

Salisbury, Eugene..... 1906-07
 Samples, Alex2017
 Sanderson, David 1993-94
 Sansone, Pete 2000-01
 Santo, Jesse..... 2010-11
 Saulich, Steve1980
 Saunders, William..... 1910-11
 Savers, Richard1936
 Scardino, Jeff..... 2010-11
 Schaberg, Ben1933
 Schaff, Bernard 1927-29
 Scherzer, Max..... 2004-06
 Schieber, T.J.2008
 Schmidt, Jonah2008, 2010-11
 Schmidt, Rob 1976-77, 1979
 Schnieders, Brent..... 1990-92
 Schnurbusch, John 1986-88
 Schoonmaker, Jerry..... 1953-54
 Schoonmaker, Robert.....1953
 Schwaab, Andrew 2014-15
 Schweiger, Irl 1925-26
 Schwieder, Nick 1996-98
 Scowcroft, John 1959-60

Seal, Tom..... 1965-66
 Senne, Aaron..... 2007-10
 Sevcik, Jim 1962-64
 Sevcik, John 1962-64
 Segovia, Shane 2013-14
 Seymour, Bryan 1994-97
 Sharp, Brian..... 2016-17
 Sharp, Steve.....1967
 Sheetz, Bob 1969-70
 Sheiber, Herb..... 1937-38
 Shellenback, Frank1976
 Shepard, James1953
 Shepard, Preston1949
 Shipman, Andy2003
 Shoaff, Ty 2016-17
 Shockey, Steve 1975-78
 Shockley, Chris 1992-94
 Shy, Ron.....1965
 Sickel, Todd 1954-55
 Siebert, Sonny.....1958
 Sieck, Ron1962
 Siegel, Tim..... 1990-93
 Sigman, Ken1965
 Sikkema, T.J.2017
 Silvestri, Dave 1986-88
 Simmons, John Jr.1963-64
 Simpson, Lee1921
 Slavin, Dave 1985-88
 Sloman, Neil.....1969-70
 Slusher, Clyde..... 1916-18
 Smith, Bob 1948-50
 Smith, Clyde1924
 Smith, Myles2011
 Smith, Sam1933
 Sneed, Marshall..... 1937-39
 Soffer, Larry1953
 Sommerfeld, Scott2011-13
 Southerland, Steve..... 1979-82
 Spencer, Bill 1940-42
 Spinks, Robert 1946-48
 Spreckels, Dave.....1981-84
 Stamer, Jim 1940-41
 Stark, Gavin.....2012
 Starr, Gary 1958-60
 Steele, Keaton.....2013-14
 Stegall, Ryan 1999-2001
 Stehr, Paul 1956-58
 Steimach, Ed1938
 Steinmetz, Mark..... 1989-90
 Steinmeyer, John 1933-34
 Stemmons, Glen1917
 Stephenson, Gene..... 1965-67
 Steuber, Robert1941, 1943
 Stewart, Norm..... 1954-56
 Stine, Justin 1996-99
 Stites, Matt2011
 Stone, *1909
 Stroud, Jack 1963-65
 Stroud, Mike..... 1964-65
 Stroupe, Rudy 1966-68
 Sullivan, Lyle1940
 Summers, Paul 1979-82
 Sunderwirth, Roy 1925-27
 Swearinger, Orsen..... 1896-97
 Swenholt, Victor.....1953
 Swift, Scott 1991-94
 Swofford, * 1925-27

T

Taylor, Bill1986
 Taylor, Fred 1922-24
 Taylor, Zane 2003-06
 Teeme, Robert1941
 Tensing, Ben 1972-73
 Tepesch, Nick 2008-10
 Terrell, Jeff 1995-97
 Terry, Norman..... 1923-24
 Tetelboin, Felipe 2001-2002
 Thiel, Mark 1974-76
 Thigpen, Andrew..... 2008-11
 Thomas, Jim 1972-74
 Thompson, Jay1994
 Thomure, Bob 1968-69
 Thorpe, Roy 1965-67
 Thurman, Bill1938
 Tietze, Irving 1935-36
 Tingler, Jayce 2000-03
 Todd, Bill 1970-71
 Todd, Bob.....1968
 Toelken, Andy.....2017
 Toft, Bo 1957-58
 Towe, Justin..... 1993-96
 Trayner, John1927
 Tribby, Austin 2014-16
 Truscheit, Robert1943
 Turner, Ben 2011-12
 Tumey, Dave1977
 Tye, Bobby 1986-88
 Tyson, Torre 1995-98

U

Uhrhan, Kevin..... 1985-88
 Ulmer, Walter1950
 Uriarte, Ray 1953, 1957-58

V

Vandaveer, Charles..... 1932-33
 Vandiver, James1908
 Van Iten, Dave1984
 Vansell, Jerry 1992-95
 Verlin, Ted.....1948
 Visina, Mike 1984-85
 Vitello, Tony..... 2001-02
 Vogel, Curt..... 1937-38
 Volz, Wilbur1948

W

Wachter, Bob.....1950
 Wackerle, Herbert..... 1946-48
 Wackher, Ken 1939-40
 Waechter, Jim 1937-38
 Wagner, Norman 1931-33
 Walk, Warren.....1946
 Walsh, Jake 2012-13
 Warden, Henry1997
 Warner, J.R.1998-2000
 Washer, Charles 1900-01
 Water, * 1924-25
 Weary, Rodney 1992-93
 Webber, Glen1933
 Weber, John 1983-84
 Weber, Keith 1963-64
 Weiss, Mick 1999-2002
 Wendel, Mark 1973-74
 Wendte, Travis 2002-06

Werner, Jim..... 1975-78
 Whitaker, Ralph..... 1967-68
 Whitbread, E.M.....1920
 White, Jay..... 1993-96
 Whitehead, Murray.....1922
 Whiteman, Sam 1924-26
 Whitesides, Bruce..... 1975-77
 Wiesner, Rich 1981-84
 Wikoff, Lester..... 1914-15
 Wild, Tom1974, 1976
 Wilfong, Nick 1998-2000
 Williams, Breckin 2013-15
 Williams, Jason1998
 Williams, Jon 1998-2001
 Williams, Kyle 1928-30
 Williams, Tyler 2003-05
 Williams, Walt 1920-22
 Willingham, John.....1953
 Wilson, Aaron 1998-99
 Windle, Willis 1925-26
 Winkler, Joe 1990-91
 Wise, J.S.1909
 Woelbel, Ed..... 1977-80
 Womack, Bard 1988-90
 Woods, Gary..... 1963-64
 Woods, Pete 1976-77
 Woolsey, Claude 1913-14
 Wren, Lowe Jr.1951-52
 Wynn, Lee Roy 1953-55
 Wyrick, Chris 1990-93

Y

Yaeger, Ray..... 1993-95
 Yant, George..... 1900-01
 Young, Charles1973
 Young, Howard.....1934
 Young, Robert.....1943
 Yuengel, Ryan.....2012

Z

Zagone, Rick..... 2006-08
 Zastryzny, Rob 2011-13

UNIVERSITY ADMINISTRATION



Dr. Alexander N. Cartwright
Chancellor
University of Missouri

Dr. Alexander N. Cartwright became chancellor of the University of Missouri in August 2017. He came to MU from the State University of New York (SUNY) where he served as provost and executive vice chancellor from September 2014 to July 2017.

At SUNY Dr. Cartwright supported the chancellor and board of trustees in overseeing the 64-campus system. He drove academic policy and oversaw a broad portfolio, including access and inclusion; academic program planning and assessment; enrollment management; student success; global affairs; information technology; and, SUNY's broad research enterprise. He refocused SUNY's academic agenda around the overarching areas of student success and completion; diversity, equity and inclusion; and, through research growth in emerging areas, increasing SUNY's impact on state and global challenges.

A native of the Bahamas, Dr. Cartwright believes in inclusive excellence wherein an institution cannot achieve excellence if it is not inclusive. At SUNY he developed a comprehensive completion model to meet SUNY's ambitious goal of ensuring that more New Yorkers earn the credentials they need to succeed. He launched a system-wide educational effectiveness and strategic enrollment process designed to support each campus in meeting improvement goals.

During his tenure as provost, Dr. Cartwright also served as acting president of the Research Foundation for SUNY from January 2015 to June 2016, overseeing the Foundation's management of over \$1 billion dollars in annual sponsored research activity and recommitting the organization to focus on creation of a culture of compliance, transparent administration of sponsored research; and supporting campus efforts to commercialize intellectual property created on campuses. He established the position of vice chancellor for research and economic development to support research efforts of SUNY faculty, grow business and industry partnerships, and foster both undergraduate and graduate research opportunities for SUNY students. Dr. Cartwright also served as Officer-in-Charge of two SUNY campuses undergoing leadership transition, SUNY's Downstate Medical Center and SUNY Polytechnic Institute. In each case he worked with campus faculty governance, faculty at large, students, staff and administrators to meet time-sensitive needs and to identify, and see through to appointment, interim leadership.

Dr. Cartwright came to the role of provost already a member of the SUNY community. He joined the University at Buffalo, State University of New York (UB) in 1995, serving on the faculty and holding increasingly senior administrative positions at the AAU research university. His immediate past position was that of vice president for research and economic development and acting executive director of the New York State Center of Excellence in Bioinformatics and Life Sciences. In these roles, he was responsible for campus/industry relations, research funding and compliance, research communications and research support for UB and the Center.

An internationally recognized researcher and scholar in the area of optical sensors, Dr. Cartwright previously served as the chair of both the electrical engineering and biomedical engineering departments at UB. Before beginning these concurrent chairmanships, Dr. Cartwright led UB's efforts to synergize research across disciplines as the vice provost for strategic initiatives. In this position he oversaw infrastructure and scholarship in eight areas of strategic strength that spanned departments from visual studies to medicine. He has served as a professor in electrical engineering and biomedical engineering and an adjunct full professor in physics at UB. In the first years of his professorship, Dr. Cartwright received both the National Science Foundation CAREER Award and the Office of Naval Research Young Investigator Award. He earned the SUNY Chancellor's award for excellence in teaching in 2002. Dr. Cartwright retained his rank as full professor while serving as system provost; continued to run the Laboratory for Applied Spectroscopic Evaluation (LASE), oversaw doctoral students and one post-doc student, and remained active in research, receiving his latest NSF award in 2016.

Dr. Cartwright's research is generally in the area of optical materials and sensors. He engineered optical "metamaterials," artificial materials that provide optical properties not readily available in nature. His technology for fabricating a rainbow-colored polymer using a one-step, low-cost holographic lithography method was one of just five inventions worldwide to be named to the Society of Manufacturing Engineers (SME)'s 2013 list of Innovations that Could Change the Way You Manufacture.

Dr. Cartwright is a prolific and highly influential scholar, producing more than 150 peer reviewed journal publications and conference proceedings. He has received considerable funding from numerous organizations including the National Institutes of Health, National Science Foundation, Air Force Office of Scientific Research, Department of Defense, and the Office of Naval Research, and various industrial sponsors. Dr. Cartwright holds four patents.

In November 2016, Dr. Cartwright was named a Fellow of the American Association for the Advancement of Science (AAAS). He was recognized for, "outstanding research, teaching and mentorship in optics, for advancing science in New York, nationally, and internationally, and for strengthening diversity and inclusion in science." He was also named to the Carnegie Math Pathways Advisory Board by the Carnegie Foundation for the Advancement of Teaching (2016); appointed by New York Governor Andrew Cuomo to the Photonics Institute Board of Officers (2015); and earned appointment as a Fellow of the National Academy of Inventors (2014). Dr. Cartwright is a Fellow of SPIE—The International Society for Optical Engineering; a senior member of the Institute of Electrical and Electronics Engineers (IEEE); a member of the American Society for Engineering Education (ASEE), Eta Kappa Nu, and the Materials Research Society (MRS).

Dr. Cartwright holds a PhD in electrical and computer engineering from the University of Iowa. He and his wife Melinda have two children, both now in college, Andrew and Alyssa.

MIZZOU ADMINISTRATION



Jim Sterk
Director of
Athletics

Jim Sterk was named Mizzou's 20th Director of Athletics on August, 9, 2016, following highly successful tenures leading intercollegiate athletics programs at San Diego State, Washington State and Portland State.

In his first year in Columbia, Mizzou Athletics continued to achieve academically, athletically and administratively.

Academically, 269 Mizzou student-athletes received 2016-17 SEC Honor Roll recognition, 303 garnered University Dean's List status for at least one semester, 14 teams registered a 3.00 grade-

point average for the Spring 2017 semester and four teams recorded perfect NCAA Academic Progress Rate marks of 1,000—women's golf, women's tennis, soccer and volleyball. Tiger student-athletes also spent over 4,800 hours volunteering with more than 50 organizations in Columbia and the surrounding communities.

Fueled by Top 16 NCAA Championship finishes in wrestling (5th), women's indoor track & field (8th), men's swimming & diving (9th), women's swimming & diving (13th), women's cross country (16th) and volleyball (Sweet 16), Mizzou Athletics ranked a program-best 33rd in the 2016-17 Learfield Directors' Cup standings with a school-record 662.75 points. The Tigers, who have produced four Top 40 Directors' Cup finishes in the award's 24-year history, had not finished better than 36th prior to 2016-17.

In 2016-17, 16 Mizzou teams were represented in NCAA postseason play, two teams won conference championships (volleyball and wrestling) and 10 squads ranked among the nation's Top 25 in their respective sports at season's end. Two other MU programs, baseball and softball, were also ranked at some point during their respective seasons to give the Tigers 12 Top 25 programs during 2016-17.

In addition, two Tigers combined to win four 2016-17 NCAA individual championships as senior wrestler J'den Cox won his third national title at 197 lbs., and junior Karissa Schweizer became just the fourth female in NCAA history to win the distance triple crown (cross country, indoor 5,000m and outdoor 5,000m national titles), and first since 2008.

Mizzou also produced 13 individual conference champions and had 31 student-athletes earn 69 All-America certificates in 11 different sports.

The generosity, loyalty and passion of more than 7,000 donors allowed the Tiger Scholarship Fund (TSF) to raise a school-record \$50.4 million during the 2016-17 fiscal year, shattering the previous record by more than \$4.7 million. TSF's record-breaking total, which included new pledges and cash gifts, was aided by a school-record 11 gifts of \$1 million or more, and marked just the second time in school history that the TSF surpassed the \$40 million threshold in philanthropic support and just the fifth time it topped the \$30 million plateau.

Working with the Missouri Board of Curators, Sterk secured approval for Kansas City-based Populous to design the Memorial Stadium South End Zone facility which is scheduled to come on-line in 2019. This game-changing project for Tiger football will include coaches offices, a locker room, training room, weight room and team meeting rooms as well as new premium seating opportunities for Mizzou fans.

Sterk joined the Mizzou family from San Diego State, where he enjoyed a six-year tenure that was highlighted by the most successful five seasons in Aztecs history with 32 conference championships from 2011-12 thru 2015-16, including a Mountain West-leading 28 titles in that stretch, and the nation's fourth-highest combined win-

ning percentage in football and men's basketball. In addition, SDSU was one of only four schools nationally to have appeared in six consecutive NCAA tournaments and have its football team play in five straight bowl games over that span.

"Jim elevated SDSU to a respectable level both athletically and academically," said Marshall Faulk, a member of the Pro-Football Hall of Fame and former St. Louis Ram and SDSU Aztec. "His leadership was instrumental in the rise of SDSU success. How we cared for our student-athletes was his No. 1 concern. While I'm sad to see him go, I am equally happy for Jim and his family, and I told him he is going to love the people of Missouri. Mizzou, you hired a man with impeccable integrity."

SDSU set a school-record with 13 programs setting multi-year highs in the 2016 Academic Progress Report released by the NCAA with 313 student-athletes honored for their academic achievements. The athletic department also enjoyed a record fundraising year for scholarships and a new basketball facility.

For his efforts, Sterk was named the 2015-2016 Under Armour Athletic Director of the Year by the National Association of Collegiate Directors of Athletics, which highlights the efforts of athletic directors for their commitment and positive contributions to student-athletes, campuses and their surrounding communities. Sterk was also appointed to the NCAA Division I Men's Basketball Committee as the Mountain West Conference's representative.

Sterk went to SDSU from Washington State University, where he served as athletic director from 2000-10. Prior to his hiring at WSU, he was the AD at Portland State University from 1995 to 2000.

Sterk enjoys a solid reputation and the respect of his peers across the country. The NCAA recognized him and WSU in 2006 as the Division IA Athletic Directors' "Program of Excellence." He oversaw a period of unparalleled success at Washington State with historic accomplishments both on and off the field during his tenure in Pullman.

In his last three years at WSU, 13 Cougar teams competed in NCAA postseason tournaments, including back-to-back trips by the men's basketball team (2007 and 2008), while women's rowing earned five NCAA championship bids, including a fourth-place finish in 2006, the highest finish ever by a WSU women's team in NCAA competition.

Sterk graduated from Western Washington University in 1980, where he earned four letters in football and one in basketball. He was credited with a school-record 164 tackles during the 1977 season, garnering first-team NAIA District I all-star accolades. He was named team captain and MVP, helping the Vikings to the district championship game. On Feb. 6, 2010, Sterk was inducted into Western Washington's Athletics Hall of Fame for his gridiron success.

He received his master's degree in sports administration from Ohio University. In addition to SDSU, Washington State and Portland State, his professional career has also included administrative positions at North Carolina, Maine, Seattle Pacific and Tulane.

Sterk and his wife Debi have three daughters: Ashley, Amy and Abby.



MEDIA INFORMATION

To the Media: The media guide is intended to serve as a primary information source for writers, broadcasters, sports directors, sports editors, sports information directors and fans who follow the Mizzou Baseball. News releases, game notes, statistics, photographs and other materials are available to media outlets covering the team by contacting Assistant Director of Strategic Communications Shawn Davis at (573) 882-0711 or via e-mail davissshaw@missouri.edu. All releases are posted on the official athletics website: mutigers.com.

Practice: Since practice days and times will vary throughout the regular season, please contact Shawn Davis in the Strategic Communications Office at (573) 882-0711, davissshaw@missouri.edu to confirm the schedule.

Interview Policy: Players and coaches are available for interviews throughout the week before and after practices. They will not be available on gamedays, however, until the conclusion of the game. All interview requests must be made through the Strategic Communications Office, preferably with 24-hours notice.

Coach Bieser Phone Interviews: Please contact Shawn Davis to set up interviews.

Credentials: Admittance into Mizzou Baseball games by the media will require an issued press credential. Credentials should be requested at least 48 hours prior to the game by contacting the Media Relations Office by phone (573) 882-0711, fax (573) 882-4720, e-mail (davissshaw@missouri.edu), or mail (Missouri Media Relations, Room 357 Hearn Center, Columbia, MO 65205).

Postgame Interview Policy: Postgame interviews for Missouri will be conducted in the McArtor Baseball Facility at Taylor Stadium. Head Coach Steve Bieser will be available following his postgame radio interview. Media will be asked to submit a list of Missouri players at the conclusion of the game to the strategic communications contact. The head coach and requested players of the opponents will be available upon request, determined by their SID. For road games, contact Shawn Davis for Missouri postgame interview procedures.

Game Day Services: Media guides, programs, rosters and updated game notes and statistics will be available in the press box prior to each game. Single game box scores will be distributed following each game.

MIZZOU STRATEGIC COMMUNICATIONS OFFICE

Mailing Address:
P.O. Box 677
Columbia MO 65205

Shipping Address:
260 Hearn Center
600 Stadium Blvd.
Columbia, MO 65211

Phone: (573) 882-3241
Fax: (573) 882-4720
Press Box Phone: (573) 884-8912

MIZZOU STRATEGIC COMMUNICATIONS




Nick Joos
Exec. Asst. AD/Strat Comm
Phone: 573-882-2702
E-mail: joosn@missouri.edu



Chad Moller
Assoc. AD/Strat Comm
Football
Phone: (573) 882-0712
Email: mollerc@missouri.edu



Kate Lakin
Associate Director
Soccer/Gymnastics/S&D
Phone: (573) 882-2531
Email: lakinke@missouri.edu




Shawn Davis
Assistant Director
Baseball/Primary FB Assistant
Phone: (573) 882-0711
Email: davissshaw@missouri.edu




Patrick Crawford
Assistant Director
Men's Basketball/Men's Golf
Phone: (573) 882-2531
Email: crawfordp@missouri.edu



RJ Layton
Assistant Director
Women's Basketball/Women's Golf
Phone: (573) 882-7826
Email: LaytonR@missouri.edu



Andrew Melroe
Assistant Director
Wrestling/Track & Field/Cross Country
Phone: (573) 882-7167
Email: oldenburga@missouri.edu



Andy Oldenburg
Assistant Director
Volleyball/Softball
Phone: (573) 882-1645
Email: oldenburga@missouri.edu



Kevin Fletcher
Web Services
Women's Tennis
Phone: (573) 882-6014
Email: fletcherk@missouri.edu



MEDIA OUTLETS

PRINT

Columbia Daily Tribune
P.O. Box 798
Columbia, Mo. 65205
Phone #: (573) 815-1783
Fax #: (573) 874-6483

Columbia Missourian
P.O. Box 917
Columbia, Mo. 65205
Phone #: (573) 882-5726
Fax #: (573) 882-5702

Maneater
A047 Brady Commons
Columbia, Mo. 65211
Phone #: (573) 882-5500
Fax #: (573) 882-5550

MU Student News
A022 Brady Commons
Columbia, Mo. 65211
Phone #: (573) 882-5683
Fax #: (573) 884-7348

Kansas City Star
1729 Grand
Kansas City, Mo. 64108
Phone #: (816) 234-4355
Fax #: (816) 234-4360

St. Louis Post Dispatch
900 North Tucker
St. Louis, Mo. 63101
Phone #: (314) 340-8170
Fax #: (314) 340-8170

Baseball America
P.O. Box 2089
Durham, N.C. 27702
Phone #: (919) 682-9635
Fax #: (919) 682-2880

Collegiate Baseball
P.O. Box 50566
Tucson, Ariz. 58703
Phone #: (520) 623-4530
Fax #: (520) 884-5337

TELEVISION

KOMU (Channel 8/NBC)
Sports Director: Chris Gervino
Highway 63 South
Columbia, Mo. 65201
Phone #: (573) 884-6397
Fax #: (573) 884-5353

KMIZ (Channel 17/ABC)
Sports Director: Andrew Kaufman
501 Business Loop 70 E.
Columbia, Mo. 65201
Phone #: (573) 449-0917
Fax #: (573) 875-7078

KRCG (Channel 13/CBS)
Sports Director: Rod Smith
P.O. Box 659
Jefferson City, Mo. 65102
Phone #: (573) 896-5144
Fax #: (573) 896-5193

RADIO

Tiger Radio Network
Learfield Communications
P.O. Box 104180
Jefferson City, Mo. 65110
Phone #: (573) 893-7200
Fax #: (573) 983-2321

KFRU (1400 AM)
Old Highway 63 North
Columbia, Mo. 65201
Phone #: (573) 449-4141
Fax #: (573) 449-7770

KTGR (1580 AM/103.1 FM)
3215 LeMone Industrial Blvd.
Columbia, Mo. 65201
Phone #: (573) 875-1099
Fax #: (573) 875-2439

TIGERS ON THE AIR

Veteran broadcaster Tex Little will return to the booth to call his 28th season of Mizzou Baseball.

Little will be joined in the booth by Matt Michael for the second straight year. His show features a 15 minute pregame show and of course ends with an SEC scoreboard show and a Final Word from Tex.

The Zimmer Radio Group has been the home of MU Baseball since 2002. The University of Missouri and the Zimmer Radio Group began a radio broadcasting rights agreement that made Zimmer the new exclusive home for all Mizzou Athletics. Mizzou Sports Properties, the multi-media rights partner of the University of Missouri Department of Athletics, and Zimmer announced a five-year contract to carry football, men's and women's basketball, baseball and a select Olympic Sports events.

All Tiger baseball games can be heard on KTGR 100.5-FM/103.1 FM and 1580-AM. KTGR is an affiliate of ESPN Radio.



Catch all of Mizzou Baseball's home game through the SEC Network on WatchESPN. Mizzou Baseball will be televised nationally eight times on the ESPN family of networks in 2018. The SEC continues to partner with ESPN to offer unparalleled coverage of the nation's premier college baseball conference. In addition, SEC Network will again offer 24-7 coverage of the SEC Baseball Tournament in Hoover, Ala., from May 22-27, while also offering Bases Loaded Coverage during the opening weekend of SEC play.

Mizzou will first be featured on national television on Saturday, March 17, at LSU with first pitch slated for 6 p.m. (CT) on SEC Network. Mizzou's midweek matchup with Arkansas State (March 20) has been picked up by SEC Network with a 6 p.m. first pitch. Next up, Mizzou and Auburn will play two games of its three-game series on the SEC Network. The Saturday game on March 31 will be at 6 p.m. while the get-away-day game Sunday will be at 2 p.m. Mizzou will then make its first ESPNU Thursday Night appearance in 2018 against Vanderbilt on April 19. First pitch for that game is slated for 7 p.m.

Mizzou's matchup with Kentucky on April 27 will feature at 6:30 p.m. first pitch on SEC Network. The Tigers will then be featured again on a Thursday night at Taylor Stadium, this time against SEC East rival Georgia on May 3. First pitch for that game is 6 p.m. Mizzou's final nationally televised game is the Indiana State contest on May 15. First pitch is at 6 p.m.



**ALL-TIME SERIES RECORDS**

Air Force.....	3-1	Evansville.....	2-1	Mississippi.....	8-10	South Alabama.....	2-1
Alcorn State.....	2-0	Florida.....	4-17	Mississippi State.....	0-8	South Carolina.....	6-11
Alabama.....	6-4	Florida Atlantic.....	1-0	Mississippi Valley State.....	3-0	South Dakota.....	2-0
Alabama A&M.....	1-0	Florida International.....	4-0	Missouri Baptist.....	5-1	South Dakota State.....	3-0
Appalachian State.....	3-0	Florida Southern.....	4-4	Missouri-Rolla.....	18-2	Southeast Louisiana.....	3-0
Arkansas.....	31-26-1	Fontbonne College.....	1-0	Missouri-St. Louis.....	30-6	Southeast Missouri.....	23-13
Arkansas-Little Rock.....	2-2	Fresno State.....	1-1	Missouri State.....	27-28	Southern California.....	0-5
Arkansas-Pine Bluff.....	16-1	Furman.....	1-0	Missouri Southern.....	5-1	SIU-Carbondale.....	14-15
Arkansas State.....	18-8	Garnder-Webb.....	1-0	Missouri Valley.....	2-0	SIU-Edwardsville.....	16-4
Akron.....	1-1	Georgia.....	9-6	Missouri Western.....	29-3	Southern Methodist.....	1-1
Arizona.....	0-4	Gonzaga.....	2-5	Monmouth.....	1-0	Southern Mississippi.....	6-9
Arizona State.....	3-4	Harris-Stowe (Mo.).....	1-0	Morehead State.....	1-0	Southern Baptist.....	3-0
Auburn.....	10-4	Harvard.....	1-1	Murray State.....	9-8	Southwest Baptist.....	1-0
Albany.....	0-1	Hawaii.....	1-1	Navy.....	2-0	Stetson.....	2-0
Baker.....	2-1	High Point.....	2-1	Nebraska.....	148-107-1	Temple.....	2-0
Ball State.....	5-2	Hostra.....	4-0	Nebraska-Omaha.....	3-0	Tennessee.....	10-5
Baylor.....	26-33-1	Holy Cross.....	3-2	Nevada.....	4-3	Tennessee-Martin.....	1-0
Boston College.....	0-1	Honolulu.....	1-1	Nevada-Las Vegas.....	1-2	Texas.....	30-34
Bowling Green.....	3-0	Houston.....	1-1	New Mexico.....	5-2	Texas A&M.....	36-50
Bradley.....	18-9	Illinois.....	14-14	New Mexico State.....	2-0	Texas A&M Corpus Christi.....	3-1
Brigham Young.....	0-2	Illinois-Chicago.....	13-4	New Orleans.....	2-6	Texas Christian.....	4-6
Brown.....	1-0	Illinois State.....	6-1	Nicholls State.....	1-3	Texas Lutheran.....	1-0
Buffalo.....	5-0	Illinois Wesleyan.....	1-1	North Carolina.....	0-3	Texas-Pan American.....	3-16
Cal.....	1-2	IPFW.....	0-1	North Carolina State.....	0-2	Texas State.....	4-0
Cal-Los Angeles.....	2-1	Indiana.....	4-4	North Carolina-Wilmington.....	2-1	Texas Tech.....	30-24
Cal Poly.....	3-2	Indiana State.....	12-6	North Dakota.....	8-0	Toledo.....	4-0
Cal-Riverside.....	1-1	Iona.....	4-0	North Dakota State.....	4-0	Trinity.....	2-5
Cal State-Bakersfield.....	2-0	Iowa.....	27-13	Northern Illinois.....	0-1	Truman State.....	32-5
Cal State-Fullerton.....	0-4	Iowa State.....	171-84-3	Northern Iowa.....	13-4	Tulane.....	3-12
Cal State-Irvine.....	1-0	Ithaca.....	0-1	Notre Dame.....	1-1	Tulsa.....	8-2
Cal State-Northridge.....	2-1	Jackson State.....	2-0	Northwestern.....	3-2	Utah.....	2-4
Campbell.....	0-1	Jacksonville.....	1-0	Northwestern State.....	1-1	U.S. International.....	1-0
Centenary.....	3-0	Jacksonville State.....	3-0	NW Missouri State.....	29-2	Valparaiso.....	1-0
Central Florida.....	2-1	Kansas.....	215-132-2	Ohio State.....	1-1	Vanderbilt.....	1-16
Central Methodist.....	22-2	Kansas State.....	168-113-1	Oklahoma.....	107-151-1	Virginia Tech.....	0-1
Central Arkansas.....	2-2	Kennesaw State.....	1-0	Oklahoma State.....	83-139	Wake Forest.....	1-2
Central Michigan.....	7-2	Kentucky.....	6-7	Old Dominion.....	1-0	Washburn.....	2-1
Central Missouri.....	36-8-1	Kent State.....	1-0	Oral Roberts.....	11-7	Washington.....	6-2-1
Charleston Southern.....	1-0	Knox College.....	2-5	Oregon State.....	0-3	Washington (Mo.).....	52-28
Charlotte.....	4-3	Lafayette.....	1-0	Penn State.....	1-0	Washington State.....	1-1
Chicago State.....	5-0	Lamar.....	5-1	Pepperdine.....	4-5	West Texas State.....	1-0
Cincinnati.....	0-1	LeMoyne.....	4-1	Pittsburgh.....	1-0	Western Carolina.....	1-0
Cleveland State.....	3-0	Liberty.....	1-1	Portland.....	6-1	Western Illinois.....	22-5
Coastal Carolina.....	2-0	Lincoln (Mo.).....	11-1	Princeton.....	1-1	Western Kentucky.....	0-2
College of Emporia.....	0-1	Lindenwood College.....	2-0	Purdue.....	4-5	Western Michigan.....	4-1
Colorado.....	46-25-1	Louisiana-Lafayette.....	0-2	Quincy University.....	2-0	Westminster.....	34-7
Colorado State.....	2-0	Louisiana-Monroe.....	5-0	Radford.....	1-0	Wichita State.....	5-4
Columbia.....	1-0	Louisiana State.....	1-11	Rice.....	2-4	William Jewell.....	13-1
Connecticut.....	1-0	Louisville.....	1-3	Rider.....	1-0	William Penn.....	1-0
Cornell.....	1-0	Loyola Marymount.....	1-1	Rockhurst.....	6-1	William Woods.....	3-0
Creighton.....	7-4	Maine.....	1-0	Rollins.....	1-1	Winthrop.....	1-1
Dallas.....	3-0	Maryville.....	1-0	Saint Louis.....	73-17	Wisconsin.....	0-2
Dallas Baptist.....	1-0	Massachusetts.....	1-0	St. Olaf.....	1-0	Wisconsin-LaCrosse.....	2-0
Drake.....	5-1	McNeese State.....	0-1	Sam Houston State.....	2-1	Wisconsin-Milwaukee.....	4-4
Drury.....	2-0	Memphis.....	5-12	San Diego.....	1-2	Wisconsin-Oshkosh.....	4-0
East Tennessee State.....	0-1	Miami.....	0-1	San Diego State.....	2-1	Wyoming.....	4-1
Eastern Illinois.....	8-0	Michigan.....	8-4	San Francisco.....	1-4	Xavier.....	2-1
Eastern Kentucky.....	3-1	Michigan State.....	3-0	San Jose State.....	1-1-1	Youngstown State.....	11-3
Eastern Michigan.....	15-3	Middle Tennessee State.....	1-1	Santa Clara.....	0-1		
Evangel.....	1-0	Minnesota.....	6-6	Seton Hall.....	4-2		