



SHOW ME

@MIZZOUFOOTBALL GAME NOTES

GAME 1

Columbia, Mo.
 11 a.m. (CT)
 Memorial Stadium (70,168)

SEC Network
 Tiger Radio Network
 mizzoustats.com

MIZZOU

0-0

AP rank: --

Head Coach: Barry Odom (4-8/2nd year)

0-0

CP rank: --



VS



0-0

AP rank: --

Head Coach: Dave Steckel (5-17/3rd year)

0-0

CP rank: --

MISSOURI STATE

2017 SCHEDULE

Date	Time	Opponent	TV/SCORE
Sept. 2	11 a.m.	Missouri State	SEC Network
Sept. 9	6 p.m.	South Carolina	ESPN 2
Sept. 16	3 p.m.	Purdue	SEC Network
Sept. 23	TBD	Auburn	TBD
Oct. 7	TBD	at Kentucky	TBD
Oct. 14	TBD	at Georgia	TBD
Oct. 21	TBD	Idaho	TBD
Oct. 28	TBD	at Kentucky	TBD
Nov. 4	TBD	vs. Florida	TBD
Nov. 11	TBD	vs. Tennessee	TBD
Nov. 18	TBD	at Vanderbilt	TBD
Nov. 24	1:30 p.m.	at Arkansas	CBS

* bold, italic - denotes home game

MIZZOU SET FOR IN-STATE FOE IN WEEK ONE

- Fall might not officially hit the calendar until September 22, but it technically begins this Saturday when the Missouri Tigers hit the gridiron for the 2017 season opener against the Missouri State Bears. Kickoff for the game is set for 11 a.m. (central time) at Mizzou's Faurot Field/Memorial Stadium, with the game being broadcast on the SEC Network.
- Mizzou Head Coach Barry Odom begins his second season at the helm looking to continue the momentum built from a strong close to the 2016 season, when his Tigers won two-of-three games (all against bowl teams) last November, including wins over Vanderbilt (26-17) and a comeback triumph over Arkansas (28-24) to cap a 4-8 season. Mizzou returns 10 starters from its offense which developed into one of the Southeastern Conference's top units a year ago under Offensive Coordinator/QB Coach Josh Heupel.
- Missouri State, of the NCAA Football Championship Subdivision, comes to Columbia with a familiar face leading the way in Head Coach Dave Steckel. "Stec" as he's known by most, served as an assistant coach at Mizzou under former Head Coach Gary Pinkel for 14 seasons, from 2001-14 as linebackers coach. For his final six seasons with Mizzou (2009-14), Steckel served as defensive coordinator, and he was also MU's Associate Head Coach from 2011-14 before landing his first head coaching job at Missouri State. Steckel has gone 5-17 two seasons into his rebuilding project, including a nice improvement to 4-7 in 2016 after a 1-10 debut in 2015.
- Forgive most of the staff on the Missouri State visiting sideline if they feel a little nostalgic when they take to Faurot Field this Saturday, because there's quite a big Mizzou flavor to Dave Steckel's team. Including Steckel, who spent 14 seasons (2001-14) as an assistant coach under Gary Pinkel, there are nine former Tiger players/coaches who will be wearing enemy colors, (cont. below).



Junior QB
Drew Lock

- Quarterback of the SEC's top offense from a year ago, throwing for 3,399 total yards and 23 touchdowns.
- He ranks 12th nationally and second in the SEC among returning QBs in production from a year ago.
- NFL-type talent who was named team captain after starting at QB in 20 career games.
- Already eighth in school history in passing yards.
- Part of an offense that returns 10 starters from a year ago

ON THE AIR



SEC NETWORK
CHECK LOCAL LISTINGS
PBP: Dave Neal **COLOR:** Matt Stinchcomb
SIDELINE: Dawn Davenport



TIGER RADIO NETWORK
SIRIUS: 145 **XM:** 190
PBP: Mike Kelly **COLOR:** Howard Richards
SIDELINE: Chris Gervino

WELCOME BACK STEC!

That number includes three former Tiger players who will be coaching Saturday – Kenji Jackson (safeties coach), Munir Prince (running backs) and Jason Ray (wide receivers). Jackson was a standout safety for Mizzou from 2008-11, and won honorable mention All-Big 12 honors as a senior co-captain for the Tigers in 2011. Prince transferred to Mizzou after initially attending Notre Dame, and played in Steckel's secondary for MU during the 2009-10 seasons. He also earned his MBA from Mizzou while spending two years as an offensive graduate assistant in 2011-12. Ray was a three-year letterwinner at wideout for Mizzou (2004, 2006-07), and served as a co-captain for the 2007 team which won 12 games and finished ranked

fourth nationally. Ray was a second-team academic All-Big 12 selection, and also spent time after his playing days at Mizzou as a development associate for the Tiger Scholarship Fund prior to beginning his coaching career. Other current members of Steckel's coaching staff with Mizzou Football ties include: Mack Brown (2012-Offensive Quality Control GA, 2013 & 2014-Offensive GA); Marcus Yokeley (2009-Offensive Quality Control GA, 2010-Defensive GA); Peter Badovinac (2013 & 2014-Defensive GA); Chris Morton (2011-Administrative GA, 2012 Defensive GA); Justin Kramer (2014-Defensive Analyst).













TALE OF THE TAPE

Mizzou
Head Coach _____ Barry Odom (MU, '99)
Season Record _____ 4-8 (2nd Season)
Career Record _____ 4-8 (2nd Season)
Record vs. Missouri St. _____ 0-0

Mizzou vs. Mo. St. _____ Mizzou leads, 1-0
Last meeting _____ Mizzou, 10-0
 _____ Oct. 6, 1923
In Columbia _____ 1-0
In Springfield _____ 0-0
Neutral Site _____ 0-0

Missouri State
Head Coach _____ Dave Steckel
 _____ (Kutztown, '82)
Season Record _____ 0-0 (3rd Season)
Career Record _____ 5-17 (3rd Season)
Record at MSU _____ 5-17 (3rd Season)

MIZ	STAT	MSU
31.4	Points Per Game	23.4
31.5	Points Allowed	35.7
205.1	Rush Yards	128.5
232.8	Rush Yards Allowed	183.3
295.4	Passing Yards	192.9
246.8	Passing Yards Allowed	260.1
500.5	Total Yards	321.4
479.7	Total Yards Allowed	443.4
24:18	Time of Possession	37:23
89-for-193	Third Down	58-for-157
38-for-51	Red Zone	23-for-30

Sept. 2		vs. Missouri St. Mizzou (1-0)	Columbia, Mo. Memorial Stadium	SEC Network	11 a.m. (CT)	Former Mizzou DC Dave Steckel brings MO State to Columbia for first time since 1923
Sept. 9		vs. South Carolina Mizzou (4-3)	Columbia, Mo. Memorial Stadium	ESPN2	6:00 p.m. (CT)	Tigers play first night game at #TheZou since vs. Georgia on Sept. 17, 2016
Sept. 16		vs. Purdue Purdue (6-2)	Columbia, Mo. Memorial Stadium	SEC Network	3:00 p.m. (CT)	Tigers and Boilers meet for first time since 1980, Mizzou's first Big Ten foe since Minnesota in 2014
Sept. 23		vs. Auburn Series tied (1-1)	Columbia, Mo. Memorial Stadium	TBA	TBA	Auburn makes first trip to Columbia as two teams meet for first time since 2013 SEC Championship
Oct. 1		at Kentucky UK (4-3)	Lexington, Ky. Kroger Field	TBA	TBA	Mizzou is 1-2 all-time vs. Kentucky in Lexington and 3-2 vs. the Cats since joining SEC
Oct. 15		at Georgia UGA (5-1)	Athens, Ga. Sanford Stadium	TBA	TBA	Mizzou is making third trip to Athens and is 1-1 against the Dawgs at Sanford Stadium
Oct. 22		vs. Idaho Mizzou (2-0)	Columbia, Mo. Memorial Stadium	TBA	TBA	Mizzou hosts Idaho on Homecoming, the third meeting between the two and first since 1963
Oct. 29		at UConn Mizzou (1-0)	Storrs, Conn. Pratt & Whitney Stadium	TBA	TBA	Mizzou pays return trip to UConn after topping Huskies, 9-6, in 2015
Nov. 5		vs. Florida Tied (3-3)	Columbia, Mo. Memorial Stadium	TBA	TBA	Mizzou and Florida have split the two meetings played in Columbia; Gators have won last two
Nov. 12		vs. Tennessee Mizzou (3-2)	Columbia, Mo. Memorial Stadium	TBA	TBA	Tennessee has won two straight in the series after Mizzou won the first three
Nov. 19		at Vanderbilt Mizzou (5-3-1)	Nashville, Tenn. Vanderbilt Stadium	TBA	TBA	Mizzou is 1-1 all-time in Nashville Tigers claimed 2016 meeting, 26-17
Nov. 25		at Arkansas Mizzou (5-3)	Fayetteville, Ark. David W. Reynolds Stadium	CBS	1:30 p.m. (CT)	Arkansas and Mizzou renew annual Battle Line Rivalry, Tigers have won two of first three in SEC


SHOW ME

A DYNAMIC OFFENSE

- Mizzou's offense, led by second-year OC **Josh Heupel**, brings back 10 of 11 starters from a year ago when it ranked 13th nationally and led the SEC in total offense (500.5 total yards).
- Mizzou was the SEC's only offense to boast a 3,000-yard passer (QB **Drew Lock**), a 1,000-yard rusher (RB **Damarea Crockett**) and a 1,000-yard receiver (WR **J'Mon Moore**) and all three return in 2017. Mizzou joins just Oklahoma State, Washington and Middle Tennessee as the only four teams in the nation that can make that claim in 2017.

Junior QB Drew Lock

His 3,399 yards last year led the SEC and ranked 22nd nationally. Only 11 returning QBs in the nation threw for more yards than Lock last season



Sophomore RB Damarea Crockett

Set Mizzou freshman records for rushing yards in a season (1,062), rushing yards in a game (225), rushing TDs in a season (10) and rushing TDs in a game (four) last season.



LOCK AMONG TOP RETURNING PASSERS

- Mizzou junior QB **Drew Lock** threw for 3,399 yards a year ago, the 22nd-best mark in the nation, so it's no surprise that he returns as one of the nation's top passers in 2017. In fact, Lock ranks 12th nationally among returning passers with his 3,399 yards and is the SEC's second-best returning passer. Lock is also the eighth-best returning passer among Power 5 teams.

QB	Team	Yards
1. Luke Falk*	Washington State	4,468
2. Mike White*	Western Kentucky	4,363
3. Logan Woodside*	Toledo	4,129
4. Mason Rudolph*	Oklahoma State	4,091
5. Baker Mayfield*	Oklahoma	3,965
6. Riley Ferguson*	Memphis	3,698
7. Brett Rypien*	Boise State	3,646
8. Trace McSorley*	Penn State	3,614
9. Lamar Jackson*	Louisville	3,543
10. Austin Allen*	Arkansas	3,430
11. Jake Browning*	Washington	3,430
12. Drew Lock	Mizzou	3,399

* -denotes played more than 12 games

- Of those 11 QBs that rank ahead of Lock, every one played more than 12 games. Should Lock have played another game and hit his average of 283.3 yards per game, he would rank seventh among all returning QBs.

LOCK AMONG ELITE QBs IN MU HISTORY

- Entering the 2017 season, junior QB **Drew Lock** has thrown for 4,731 total yards which is already eighth in school history. He is 500 yards behind seventh-place Marlon Adler and just 594 behind sixth-place Phil Bradley. Should he pass for the same amount of yards as he did a year ago, Lock would rank third in school history at the end of 2017, trailing only legends Chase Daniel (12,515) and Brad Smith (8,799). It would be the best three-year total in school history if he did that. Below is a breakdown.

Rank	Yds	Att	Comp	INT	Pct.	TD
1. Chase Daniel (2005-08)	12515	1609	1094	41	.680	101
2. Brad Smith (2002-05)	8799	1484	835	33	.563	56
3. James Franklin (2010-13)	6962	943	586	25	.621	51
4. Jeff Handy (1991-94)	6959	1058	618	30	.584	39
5. Blaine Gabbert (2008-10)	6822	933	568	18	.609	40
6. Phil Bradley (1977-80)	5352	798	437	29	.548	32
7. Marlon Adler (1982-85)	5231	642	347	44	.540	32
8. Drew Lock (2015-16)	4731	697	366	18	.525	27

- There is more good news for Lock as Mizzou returns its top three receivers from a year ago and six of its top eight. Those six players accounted for 176 total catches (75 percent of Lock's completions) and 2,599 total yards (76 percent of Lock's total yards). In addition, those six players hauled in 20 touchdowns last season.

DID WE MENTION LOCK HAS PROTECTION?

- A big key for Lock's success a year ago was the protection he received from the offensive line. The Tigers allowed just 3.00 tackles for loss per game last year, a mark that led the nation and was the best mark in college football since 2004 (the NCAA began to archive TFLs and national leaders in 2005). In addition, Mizzou allowed just 1.17 sacks per game, the 16th-best mark in the nation and the best mark in the SEC. Mizzou returns every offensive lineman who made a start last season and has depth at nearly all the spots. RS junior RT **Paul Adams** highlights the group, garnering preseason All-SEC second-team honors from the league's coaches.

Year	National Leader	TFL Allowed	Per Game
2016	Mizzou	36.0	3.00
2015	Toledo	40.0	3.33
2014	Duke	41.0	3.15
2013	Toledo	39.0	3.25
2012	Penn State	47.0	3.92
2011	Stanford	41.0	3.15
2010	TCU	42.0	3.23
2009	Stanford	43.0	3.31
2008	Kansas St.	40.5	3.38
2007	Florida	50.0	3.85
2006	Purdue	50.0	3.57
2005	Minnesota	37.0	3.08



Senior WR —
J'Mon Moore

Sophomore RB —
Damarea Crockett



SHOW ME

A PAIR OF 1,000-YARD STANDOUTS

- Mizzou's offense will lean heavily on a pair of 1,000-yard standouts from a year ago in sophomore RB **Damarea Crockett** and senior WR **J'Mon Moore**.
- Mizzou is the only team in the SEC to return a 1,000-yard performer at both running back and wideout, giving Mizzou a chance to have one of the SEC's and nation's most explosive offenses in 2017.
- Both closed the season strong for Mizzou. Crockett posted 815 of his 1,062 yards over his final six games while Moore closed the season with three consecutive games of 130+ yards.
- Both Moore and Crockett are threats to score every time they touch the ball and Mizzou OC **Josh Heupel** will likely figure out ways to get them the ball all season.

CROCKETT THE ROCKET

- Mizzou true freshman RB **Damarea Crockett** put together one of the best freshman seasons in Mizzou history last year. He broke Mizzou's freshman records for rushing yards in a season (1,062), rushing TDs in a season (10), rushing yards in a game (225) and 100-yard games in a freshman season (five). He also matched the school record with four rushing TDs against Middle Tennessee. Crockett's final game of 2016 (at Tennessee) was the eighth-best rushing performance in school history as he torched the Vols for a career-best 225 yards on just 24 carries (9.38 avg.) with a score. That is the sixth-most rushing yards by a Mizzou running back in program history and he is one of only four Mizzou RBs to post at least 225 yards in a game. It was the second-most yards ever against Tennessee, trailing only Ole Miss' Dexter McCluster in 2009 (282). It was Mizzou's first 200-yard game against an FBS school since Tony Temple ran for 281 in the 2008 Cotton Bowl against Arkansas.
- Crockett was a bit of a late bloomer as you might expect with most true freshmen getting used to the college game, but he finished the season on a tear over his last six games, averaging 136.2 yards per game and 7.2 per carry with seven of his 10 TDs in those six games. Against SEC competition, Crockett had 719 yards (7.33 per carry).
- Crockett was named to the 2017 Doak Walker Award Preseason Watch List. His 7.3 yards per carry ranked third among all qualified rushers in SEC games and tops among freshmen. He ended the regular season ranked first in the nation among freshmen in rushing (96.5 yards per game) and he was the first SEC true freshman to rush for more than 1,000 yards since Georgia's Nick Chubb and LSU's Leonard Fournette did so in 2014. He was also Mizzou's first 1,000-yard rusher since Russell Hansbrough in 2014.
- Crockett is the SEC's second-best returning rusher from a season ago, trailing only Auburn's Kamryn Petway.

Yards	School	Yards	Avg.	Per Game
Kamryn Petway	Auburn	1,224	5.86	122.40
Damarea Crockett	Mizzou	1,062	6.94	96.55

- Crockett's 6.94 yards per carry rank as the second-best returning mark in the SEC as well (minimum of 100 carries), trailing only Alabama's Damien Harris (7.10). Crockett led all freshmen nationally in yards per carry a year ago (100-carry minimum).
- Keep in mind that Crockett put up much of this production in the second half of 2016 after taking over as the featured back on Oct. 22 vs. Middle Tennessee. Of his 153 carries, 113 came over his final six games.

MOORE PRODUCTION THROUGH THE AIR

- As mentioned earlier, Mizzou is one of only four teams nationally to return a 3,000-yard passer, a 1,000-yard rusher and a 1,000-yard receiver. While we've covered Lock and Crockett, a key cog to Mizzou's offense in 2017 will be RS senior WR **J'Mon Moore**, who is coming off of his best season in black & gold a year ago. Moore hauled in 62 catches for 1,012 total yards, averaging a whopping 16.32 yards per catch with eight scores. No returning SEC receiver went for more yards than Moore last year.
- Moore became just the eighth Mizzou player with more than 1,000 receiving yards and his 1,012 yards on the year ranked as the seventh-most in school history as he was Mizzou's first 1,000-yard receiver since Bud Sasser in 2014.
- Moore was at his best late in the season, posting three consecutive games over 130 yards, averaging 7.7 catches per game and 17.7 yards per catch in that span. He totaled six games with at least 100 yards last year, including a 196-yard outburst against Georgia, with a pair of scores. That was the ninth-best single-game performance in school history.
- Moore also hauled in four TDs against Delaware State, matching the Mizzou school record. His eight TDs on the year were the most for a Mizzou player since 2014.

HOME RUN THREAT

- Staying on the topic of **J'Mon Moore**, the redshirt senior wideout hopes to continue the trend of being a home run threat for QB **Drew Lock** this season.
- Five of Moore's eight TDs from Lock a year ago came on one-play drives, averaging 36.4 yards per catch on those drives.
- Moore was sixth among players from Power 5 teams with eight plays of 40+ yards and he had TDs of 79 yards and 82 yards last season.
- In Mizzou's season-ending win over Arkansas, Moore had two of the biggest catches in the game during the second half, both going for 40+ yards. On a key third-and-11 on Mizzou's opening drive in the second half, Lock found Moore for 48 yards which set up a TD to bring the score to 24-14 as Mizzou began its second-half comeback.
- Again in a similar spot during Mizzou's first drive of the fourth quarter, Lock found Moore for 49 yards on a third-and-five from its own 38 to extend the drive, which Mizzou scored on three plays later to take a 28-24 lead that it would not relinquish.

JJ MAKING BIG PLAYS

- Redshirt sophomore WR **Johnathon Johnson** was a big boost to Mizzou's much-improved offensive attack in 2016, and he's proven to be one of the more versatile weapons for HC **Barry Odom's** squad in multiple phases of the game. JJ produced 13 plays of 20 yards or more (2nd-most on the team behind RB **Damarea Crockett**), and he did it four different ways – receiving, punt return, kickoff return and rushing.
- Johnson owned the longest reception (87 yds.), punt return (63 yds.), kickoff return (36 yds.) and rush (82 yds.) of the season for Mizzou last year. Those include an 87-yard catch-and-run TD against Eastern Michigan (Sept. 10), a 63-yard punt return against Kentucky, and a 36-yard kickoff return against Georgia (Sept. 17). The punt return missed going for a score by less than a yard, as JJ was dragged down from behind just shy of the endzone, but his scamper did set up a 1-yard TD plunge by teammate Josh Augusta. In the finale against Arkansas, Johnson had an 82-yard rush on a sweep play to set up Mizzou's first score.
- In all, Johnson's 13 plays of 20 yards or more last year included 4 punt returns, 3 kickoff returns, 4 receptions and 2 rushes.
- Johnson had a team-best punt return average of 14.0 per try on 14 attempts, and his 18.1 yards-per-catch average was best on the team. He carried the ball just four times, but his average of 28.5 yards per try was best on the team.
- Johnson enjoyed a breakout game in Mizzou's 61-21 win over Eastern Michigan, when he won SEC Freshman of the Week honors for his 210 all-purpose yard game. He caught 5 passes for 115 yards and the 87-yard TD, and also returned 2 punts for 74 yards, including the 54-yard TD.
- Johnson also made two key plays to help Mizzou defeat Arkansas in the season finale a year ago. He had an 82-yard rush on a jet sweep to set up a first-quarter score that tied the game at 7-7 before Arkansas built a 24-7 halftime lead. He then made the play of the game, hauling in a 67-yard TD from **Drew Lock** that pulled Mizzou within a field goal with 3:54 remaining in the third quarter.

10 OF 11 BACK ON OFFENSE

- Mizzou brings back 10 of 11 starters on the only offense in the SEC to average more than 500 yards per game last season. The only loss was senior TE **Sean Culkin**, who hauled in 24 catches for 282 yards. Mizzou is plenty deep at the TE spot in 2017 as it will look to fill the void left by Culkin. Ready to step in are RS junior **Kendall Blanton** and RS senior **Jason Reese**. Blanton hauled in 16 catches for 161 yards and three scores a year ago while Reese caught eight balls for 97 yards and a pair of scores.



Senior DE —
Marcell Frazier

Junior DT
Terry Beckner, Jr.

SHOW ME

THE NEW KINGS OF #DLINEZOU

- Missouri has a long tradition of developing NFL-talent along the trenches of the defensive line and 2017 appears to be no different as a pair of standouts are primed for breakout seasons.
- Both senior DE **Marcell Frazier** and junior DT **Terry Beckner, Jr.**, earned Preseason All-SEC honors from the league's coaches and give Missouri forces up front.
- Frazier finished his season with a flurry of production a year ago, totaling 7.5 of his 8.5 tackles for loss over the final three games, including 6.5 of his 7.5 sacks. He figures to be one of the top edge rushers in the conference in 2017.
- Beckner saw his season cut short due to a knee injury for the second straight season in 2017. The former No. 1 overall recruit is back and fully healthy this year and looked dominant during fall camp.

#DLINEZOU IN GOOD HANDS

- Missouri head coach **Barry Odom** made a pair of assistant coach hires last spring, the first of which was hiring **Brick Haley** from Texas to oversee Missouri's storied defensive line tradition. A coaching veteran of more than a quarter century, including stops in the NFL and several SEC schools, Haley inherits a stockpile of talent on the D-line, including preseason All-SEC honorees **Marcell Frazier** and **Terry Beckner, Jr.**
- Frazier will be looked at to continue the long tradition of NFL-type edge rushers at Missouri. He tallied 8.5 tackles for loss and 7.5 sacks last season, but came on late to prove he was one of the SEC's best edge rushers. Over his final three games of the year, he tallied 7.5 of his 8.5 tackles for loss and 6.5 of his 7.5 sacks, earning SEC Defensive Lineman of the Week honors following his three-sack outing in Missouri's 28-24 win over Arkansas.
- Beckner has been a force in the middle of Missouri's defensive line over the last two seasons, but saw both cut short by unfortunate knee injuries. A Freshman All-American in 2015, Beckner suffered a torn ACL in Missouri's 10th game of the season but put up impressive numbers that included 27 tackles and 8.0 tackles for loss before the injury. After rehabbing his way back into the lineup last year, he was just gaining his footing but again was the victim of a knee injury in Missouri's sixth game of the year against Middle Tennessee, again cutting his season short. The former No. 1 recruit in the nation lived in the training room over the last several months and is back and fully healthy for the 2017 campaign. He looked downright dominant during fall camp and looks to have a breakout junior campaign.

BEISEL IMPRESSIVE IN FIVE STARTS

- RS senior LB **Eric Beisel** was inserted into the starting lineup over the last five games of 2016 and he was very productive. He had a career-high 14 tackles (10 solo) at South Carolina and had 38 tackles over his final five games. What was really impressive was his aggressive play which resulted in 6.0 tackles for loss over the last five games. He had 2.0 at South Carolina and posted 3.0 against Kentucky the week prior, tying the most by a Missouri player last year.
- He finished the year with 44 total tackles despite playing sparingly over the first seven games of the season. Of his 44 tackles, 35 were of the solo variety.
- Beisel will be looked at to lead a linebacking corps that will feature plenty of new faces in 2017. Beisel was named a team captain as voted on by his teammates and will be one of the leaders of the defense in 2017.

BRIAN ODOM TAKES OVER OUTSIDE LBs

- Missouri head coach **Barry Odom** hired **Brian Odom** (yes, they are brothers) to take over a position group that is becoming a trend in college football - the outside linebackers. A specialized position, which combines linebacker and nickelback, Brian Odom was the perfect choice to take over that spot after serving as a defensive assistant on Washington State's staff a year ago under former Missouri defensive assistant Alex Grinch, who is now the DC with the Cougars. Both were key cogs in helping the Cougars undergo a defensive renaissance last year. Brian Odom is actually in his second tour of duty with the Tigers. He began his career in athletics as an administrative and defensive graduate assistant coach on Gary Pinkel's staff in 2005.

PREWETT IS AN IMPACT TRANSFER

- A key to Missouri's hybrid linebacking position working this season will be Kansas State transfer **Kaleb Prewett**, who moves from safety to the new hybrid position. At 6-1, 210-pounds, Prewett fits the bill as far as size and athleticism are concerned as he is a great blend of size and speed needed to play the position.
- Prewett sat out last season due to NCAA transfer rules but was productive during his time at Kansas State. Before breaking his wrist in 2015, he was emerging as one of the Wildcats' top defenders, totaling 49 stops through eight games, including a career-best 12 against Texas Tech on Nov. 14, 2015. He also tallied a sack and a PBU before hurting his wrist.
- Look for Prewett to be a play-maker in Missouri's linebacking corps all season.

SHERRILS A STALWART IN SECONDARY

- While Missouri's defense will feature a lot of first-year starters when it takes the field Saturday, one face should be familiar to Missouri fans and that is senior S **Anthony Sherrills**. The Kansas City native actually leads all active Missouri players in career games played (38) and has played in 38 consecutive games, the longest active streak of any Missouri player. He has also started 20 games, the top mark of any returning player on Missouri's defense.
- Sherrills has 130 career tackles, the most of any player on Missouri's roster, with 5.0 for loss and two career picks.
- Sherrills is playing in 2017 as a graduate student, as he received his sociology degree from Missouri in May. He'll be looked to for veteran leadership and play-making ability in a back half of a defense which is fairly young overall.

TIGHT END PASSING GAME

- One key to Missouri's offensive explosion a year ago was the use of Missouri's tight ends. **Barry Odom** and offensive coordinator **Josh Heupel** identified TE coach **Joe Jon Finley** as a guy who could get Missouri's TE group going, and the results speak for themselves. Last season, Missouri's three primary TEs hauled in five scores, the most by a Missouri TE group since 2010 while sophomore **Kendall Blanton's** three were the most since All-American **Michael Egniew** had three in 2011.
- Last year's group accounted for 48 of Missouri's 249 catches (19%) and 540 yards, averaging 11.8 per catch.
- The group's 48 catches and 540 yards are the most for a Missouri TE group since 2010 while the five TD scores are the most for Missouri since posting 10 in 2008.
- The emergence of the TE passing game comes after a four-year stretch where Missouri had just 67 total catches (17/year) for 567 yards (141.8/year) and only three scores prior to this season. Below is a look
- The big-bodied group of Blanton, **Jason Reese** and freshman **Albert Okwuegbunam** checks in at an average of 6-5^{3/4}, 253 pounds and boast tremendous athleticism.

Year	Catches	Yards	TDs
2016 (10 gms)	48	540	5
2015 (12 gms)	33	276	1
2014 (14 gms)	21	186	1
2013 (14 gms)	9	78	0
2012 (12 gms)	4	27	0

MEDIA PROCEDURES

MONDAY

12:15-12:30 p.m. – Teleconference w/Offensive Coordinator Josh Heupel

2:30-2:50 p.m. – Teleconference w/Head Coach Barry Odom

TUESDAY

11:30 a.m.-Noon – Head Coach Barry Odom press conference (Team Room – MATC).

NOTE – Requests for assistant coaches/student-athletes need to be turned into Chad Moller via e-mail (mollerc@missouri.edu) by 9 a.m. each Monday

ALSO – Media is welcome to join us in the Sells Family Athletic Dining Hall for lunch following Coach Odom's presser – our treat! We will also attempt to pull aside for interviews any available assistant coaches and student-athletes during the lunch period – as class/meeting schedules permit

5:45 p.m. (approximately) – Post-practice availability

NOTE – We will provide interview opportunities for student-athletes and assistant coaches following practice who were unable to do so during the lunch period

WEDNESDAY

11:10 a.m. - Barry Odom on SEC Coaches' Weekly Teleconference

GAME CREDENTIALING

Credentials for the Mizzou 2017 home season may be requested online at www.mutigers.com. On the front page, mouse over the "Athletics" link, and click on the "Media Center" link to access the password-protected credentialing site. Password information can be obtained by contacting Kevin Fletcher (fletcherk@missouri.edu).

MIZZOU STRATEGIC COMMUNICATIONS

Chad Moller - Associate Athletics Director

(W) 573/882-0712 (Cell) 573-268-3110

Shawn Davis - Assistant Director

(W) 573/882-0711 (Cell) 573-268-4275

RJ Layton - Assistant Director

(W) 573/882-7826 (Cell) 765-491-5348

Faurot Press Box-573/882-7311 or 7312

#MIZZOU MADE IN NFL

Josh Augusta	New England Patriots	Defensive Lineman
Tim Barnes	San Francisco 49ers	Center
Evan Boehm	Arizona-Cardinals	Center
Beau Brinkley	Tennessee Titans	Long Snapper
Justin Britt	Seattle Seahawks	Center
Kentrell Brothers	Minnesota Vikings	Linebacker
Sean Culkin	Los Angeles Chargers	Tight End
Chase Daniel	New Orleans Saints	Quarterback
Kony Ealy	New York Jets	Defensive Lineman
Blaine Gabbert	Arizona Cardinals	Quarterback
Andrew Gachkar	Jacksonville Jaguars	Linebacker
E.J. Gaines	Buffalo Bills	Cornerback
Markus Golden	Arizona Cardinals	Linebacker
Zaviar Gooden	Arizona Cardinals	Linebacker
Russell Hansbrough	Tampa Bay Buccaneers	Running Back
Charles Harris	Miami Dolphins	Defensive End
Rickey Hatley	Houston Texans	Defensive Tackle
Ziggy Hood	Washington Redskins	Defensive Lineman
Marcus Lucas	Seattle Seahawks	Tight End
Jeremy Maclin	Baltimore Ravens	Wide Receiver
Connor McGovern	Denver Broncos	Guard
Mitch Morse	Kansas City Chiefs	Offensive Lineman
Marcus Murphy	New York Jets	Running Back
Donavin Newsom	San Francisco 49ers	Linebacker
Aarion Penton	Los Angeles Rams	Defensive Back
Shane Ray	Denver Broncos	Linebacker
Sheldon Richardson	New York Jets	Defensive End
Aldon Smith	Oakland Raiders	Linebacker
Jacques Smith	Tampa Bay Buccaneers	Defensive End



Senior LB
Eric Beisel

SHOW ME

JUST CALL HIM ZEUS

- One of the leaders on Mizzou's defense is MLB **Eric Beisel**, who represented the team at SEC Media Days back in July. He turned plenty of heads with his stories about being a gladiator in a former life, but he also turned heads with his play a year ago after taking over as the starter at MLB midway through the year.
- Over his final five games (all starts), Beisel totaled 40 of his 44 tackles on the year, including 6.0 for a loss. He had a career-best 14 tackles at South Carolina in his second career start.
- Beisel spent his summer interning with Mizzou's marketing department, helping Mizzou sell more student football tickets than it did all of last season.

MIZZOU IN SEASON/HOME OPENERS

- Saturday will mark the beginning of the 127th season of Mizzou Football (began in 1890, no season in 1918 due to an influenza outbreak), and in its previous 126 season openers, the Tigers have won just under two-thirds of them, going 81-40-5 all-time (66.3%). Included in that win total was a 14-year win streak in season openers, but that string was broken last year when the Tigers faced a tough test opening on the road at West Virginia, where the Tigers fell by a 26-11 count.
- In home openers, Mizzou's all-time record is a tick better, with an overall mark of 91-31-4 (73.8%), and that includes an active home opener win streak of 11, dating back to a 45-35 loss to New Mexico in 2005. In HC Barry Odom's first-ever home game last season, the Tigers dismantled Eastern Michigan by a 61-21 score.
- Since 1926, when Memorial Stadium opened, Mizzou is 61-27-3 all-time in home openers (68.7%), and it has won 18-of-20 dating back to 1997.
- The only previous time that Mizzou and Missouri State have faced each other came in the 1923 season opener (when Missouri State was known as Springfield Teachers College), which the Tigers won 10-0 in Columbia.

#PUNTERNOTES

- One of Mizzou's best defenders actually never steps foot on the field when the opposing offense has the ball. That guy is junior P **Corey Fatony**, who has been an expert on flipping field position during his first two seasons with the program. A freshman All-American in 2015, Fatony is averaging 43.3 yards per punt in his career and has 38 career punts of 50+ yards, including 48 inside the opponent 20-yard line and 43 fair catches. He was a big reason why Mizzou ranked 13th nationally in net punting a year ago.
- Last year, Fatony averaged a career-best 43.8 yards per punt with 25 inside the 20 and 17 kicks of 50+ yards, including a 60-yard bomb vs. Georgia, just one yard off of his career-long.
- Against LSU, Fatony had six kicks pin the home Tigers inside their 20, a season-high.
- During the Florida game, Fatony surpassed 5,000 career punt yards and has now racked up 6,371 punt yards in 24 career games. That's the fastest any Mizzou punter has reached that mark in program history. The school record for punt yards in a career is held by Marlon Adler (1982-95), who finished with 8,316 career punt yards. For perspective, Adler had 4,428 punt yards through two full seasons (22 games). Fatony is well on pace to shatter the school record and if he maintains his current average, could end up with more than 13,000 career punt yards.
- He allowed just 111 yards of punt returns all season on 66 punts (1.73 yards per punt).
- Mizzou has ranked in the top 20 nationally in net punting at the end of each of the last two seasons and has allowed just 289 total punt return yards on 147 punts, a 1.96-yard average.

VERSUS FCS OPPONENTS

- Saturday will mark the 17th game that Mizzou has played against FCS schools, and the Tigers look to build on their perfect mark of 16-0 in those matchups. Last season, Mizzou overpowered Delaware State by a 79-0 score, outgaining the Hornets by a 698-to-140 margin in total offense in a game that was cut short due to Mizzou's large lead at halftime.
- In Mizzou's last 13 games against FCS opponents, the Tigers have outscored their foes by an impressive 656-to-96 margin, good for an average score of 50.5-to-7.4 in such games.

SHOW ME

OH CAPTAIN, MY CAPTAIN

- One of the best stories on the team in 2017 comes from RS senior DE **Jordan Harold**. After not getting a single Division I offer out of high school, Harold wound up at Division II Powerhouse Northwest Missouri State but wanted to play Division I, so he transferred to Mizzou.
- Harold, who is without a doubt one of the hardest workers on the team, earned a starting spot last year and was named a team captain in 2017.



SHOW ME



Junior RT
Paul Adams



Junior G
Kevin Pendleton

A STACKED OFFENSIVE LINE

- ▶ Mizzou's projected starting O-line averages 6-foot-5 and 326 pounds.
- ▶ The group returns 60 career starts and all seven O-linemen who made starts a year ago.
- ▶ Mizzou led the nation in tackles for loss allowed last season, the best mark in college football history since the NCAA began archiving that statistic in 2005.

DIFFERENT LOOK FOR O-LINE

- ▶ What a year a difference makes for the Tiger offensive line. Going into **Barry Odom's** first season as head coach in 2016, the Tigers featured the least experienced offensive line in the nation, with a collective three career starts on the roster (all by **Alec Abeln** in 2015). Despite the new faces and the uncertainty in a brand new **Josh Heupel** scheme, MU's offensive line was a revelation as it developed under the guidance of OL Coach **Glen Elarbee** into one of the nation's best.
- ▶ Heading into 2017, the line presents a completely different feel. Elarbee's group returns all 60 starts from last year, and all seven players who started at least once in 2016 – a stark contrast to the meager total of three returning career starts going into last season.
- ▶ Physically, the line cuts a collective imposing figure. If the Tigers take the field with the projected starting five up front of senior LT **Tyler Howell**, junior LG **Kevin Pendleton**, redshirt freshman C **Trystan Castillo**, sophomore RG **Tre'Vour Simms** and junior RT **Paul Adams**, they would average 6-foot-5 and 326 pounds per man. Here's a look:

Pos.-Name (Year)	Ht.	Wt	Career Starts
LT – Tyler Howell (Sr.)	6-8	330	12
LG – Kevin Pendleton (Jr.)	6-4	330	12
C – Trystan Castillo (RS-Fr.)	6-4	315	0
RG – Tre'Vour Simms (So.)	6-5	340	0
RT – Paul Adams (Jr.)	6-6	315	12

- ▶ Adams turned in an outstanding sophomore season as a first-time starter in 2016. According to Pro Football Focus, he ranked ninth nationally among all tackles in highest pass block efficiency, at 98.6%, which was the best mark among SEC tackles.
- ▶ Coaches always preach about the importance of depth, and the Tigers have that luxury on the front line in 2017, as four players can come off the bench who have started previously, including senior **C/G Alec Abeln** (9 career starts), junior T/G **Samson Bailey** (9), senior G **Adam Ploudre** (7) and sophomore C **Jonah Dubinski** (2).
- ▶ Dubinski is a former walk-on who earned a scholarship during the early stages of fall camp after being a key cog up front for the Tigers. He earned a pair of starts later in 2016 and has spent plenty of time running in the two deep at center during fall camp.

SERIES VS. MISSOURI STATE

- ▶ Mizzou and Missouri State have met just once in the long and storied histories of both programs. That meeting came in 1923 before the blueprints for what is currently Memorial Stadium were even drawn. Mizzou defeated Missouri State, which was then called Springfield Teacher's College, 10-0.

K9 WITH MEMORABLE FRESHMAN YEAR

- ▶ WR **Dimetrios Mason** led all SEC freshmen in catches per game last year with 3.91 and he compiled 587 yards and three scores last season, averaging 12.5 yards per catch.
- ▶ Mason went over the 100-yard mark twice last season, making him the first Mizzou true freshman with a 100-yard receiving game since 1996. His 47 catches were the most ever by a Mizzou true freshman WR.
- ▶ Mason's 587 yards were the most ever in a single season by a Mizzou true freshman wide receiver and the second-most among any Mizzou freshman, trailing only All-American Jeremy Maclin's 1,055 in 2005. To the right is the list of the top freshman pass catchers in program history.

Yards	Tiger	Season	Att.	Avg.	TDs	Year
1055	Jeremy Maclin	2007	80	13.2	9	RS-Fr.
587	Dimetrios Mason	2016	47	12.5	3	True Fr.
503	Chase Coffman (TE)	2005	47	10.7	4	True Fr.
435	Johnathon Johnson	2016	24	18.1	2	RS-Fr.
429	Jared Perry	2006	37	11.6	3	True Fr.
395	D. Green-Beckham	2012	28	14.1	5	True Fr.
316	Andy Gibler (TE)	1979	23	13.7	4	True Fr.
263	Martin Rucker (TE)	2004	19	13.8	4	RS-Fr.
251	Danario Alexander	2006	15	16.7	1	True Fr.
174	Tim Bruton (TE)	1987	13	13.4	3	RS-Fr.
174	Will Franklin	2004	6	29.0	1	True Fr.
159	Sean Coffey	2002	12	13.3	0	RS-Fr.
158	Thomson Omboga	2001	15	10.5	1	True Fr.
128	Brad Ekwerewku	2003	11	11.6	0	True Fr.

- ▶ The impact of **Johnathon Johnson** must not be overlooked either. His 435 yards were the fourth-most ever by a Mizzou freshman, just behind All-American TE Chase Coffman.
- ▶ Both Mason and Johnson return to team with **J'Mon Moore** and give Mizzou one of the nation's most dynamic pass-catching trios. Both Mason and Johnson were named to the All-SEC Freshman Team a year ago.

SHOW ME

SERIES HISTORY VS. MISSOURI STATE

- ▶ The only meeting between Mizzou and Missouri State came in 1923 with Mizzou claiming a 10-0 decision.
- ▶ Mizzou is 4-0 all-time against in-state opponents and owns an all-time scoring advantage of 106-6 against in-state teams.
- ▶ Mizzou is 16-0 all-time against teams from FCS
- ▶ In Mizzou's last 13 games against FCS opponents, the Tigers have outscored their foes by an impressive 656-to-96 margin, good for an average score of 50.5-to-7.4 in such games.



Junior LB
Kaleb Prewett



#3 DREW LOCK
Lee's Summit, Mo. // Lee's Summit HS
Junior // 6-4 // 225

QB

CAREER HIGHS

Attempts: 51 at WVU (9/3/16) **Rush Attempts:** 10, twice
Completions: 26 vs. DSU (9/24/16) **Rush Yds:** 63 vs. MTSU (10/22/16)
Passing Yds: 450 vs. EMU (9/10/16) **Rush TDs:** 1, twice
Passing TDs: 5, twice **Long:** 33, at Vandy (10/24/15)
Long: 87 vs. EMU (9/10/16)

SEASON HIGHS

Attempts: TBD **Rush Attempts:** TBD
Completions: TBD **Rush Yds:** TBD
Passing Yds: TBD **Rush TDs:** TBD
Passing TDs: TBD **Long:** TBD

NOTABLES ON QB DREW LOCK - 2017 TEAM CAPTAIN

- ▶ The leading passer in the SEC returns for what will be his third year as Mizzou's starting signal caller, and he'll look to take that next step into elite status ... Has all the tools, can make every throw called for, and big things are anticipated in his second year working under OC/QB Coach **Josh Heupel**.
- ▶ Finished the regular season ranked first in the SEC in passing yards (3,399) and second in passing yards per game (283.3) and yards per completion (14.34) ... Posted top-20 marks nationally in all three categories as well, peaking at 10th nationally with his 3,399 passing yards ... Also ranked second in the SEC in completions per game (19.75) and third in total offense (293.5)
- ▶ His 3,399 yards through the air are the fifth-most in program history in a single season and the most ever in a 12-game season at Mizzou
- ▶ His 23 passing TDs are the sixth-most in program history and only three Mizzou QBs have thrown for more in a single season ... His 4,731 career passing yards already rank as the eighth-most in program history through two years

LOCK'S CAREER STATISTICS

Year	GP	Comp	Att	Int	Yds	TD	Long	Pct.	Avg./P.	Avg./G	Carries	Yds	TD	Long	Avg./C	Avg./G	Tot. Off.	Rush	Pass	Total	Avg./G
2015	12	129	263	8	1332	4	78	49	5.1	111.0	52	28	1	33	0.5	2.3	12 GP	28	1332	1360	113.3
2016	12	237	434	10	3399	23	87	55	7.8	283.3	52	123	1	24	2.4	10.3	12 GP	123	3399	3522	293.5
2017																					
Total	24	366	697	18	4731	27	87	53	6.8	197.1	104	151	2	33	1.5	6.3	24 GP	151	4731	4882	203.4

CAREER HIGHS

Rush Attempts: 29 vs. MTSU (10/22/16) **Catches:** 1, four times
Rush Yds: 226 at Tennessee (11/16/16) **Yards:** 9 vs. EMU (9/10/16)
Rush TDs: 4, vs. Delaware St. (9/24/16) **TDs:** NA
Long: 39, vs. Vanderbilt (11/12/16) **Long:** 9 vs. EMU (9/10/16)

SEASON HIGHS

Rush Attempts: TBD **Catches:** TBD
Rush Yds: TBD **Yards:** TBD
Rush TDs: TBD **TDs:** TBD
Long: TBD **Long:** TBD

NOTABLES ON RB DAMAREA CROCKETT

- ▶ Returns for his encore performance after a true freshman season that saw him establish himself as one of the top newcomers in college football ... Will be a featured part of the Mizzou offensive attack, and with veteran running back Ish Witter, gives the Tigers a potent 1-2 backfield punch
- ▶ Set Mizzou freshman records for rushing yards in a season (1,062), rushing yards in a single game (225), rushing touchdowns in a season (10) and tied the school record with four rushing TDs in a single game vs. Middle Tennessee (10/22)
- ▶ Finished the regular season ranked sixth in the SEC in rushing yards per game (105.8), tops among SEC freshmen ... His 7.3 yards per carry ranked third among all qualified rushers in SEC games and tops among freshmen ... Ended the regular season ranked first in the nation among freshmen in rushing (96.5 yards per game)
- ▶ Was the first SEC true freshman to rush for more than 1,000 yards since Georgia's Nick Chubb and LSU's Leonard Fournette did so in 2014 ... He was also Mizzou's first 1,000-yard rusher since Russell Hansbrough in 2014

CROCKETT'S CAREER STATISTICS

Year	GP	Att	Yards	TD	Long	Avg./C	Avg./G	Catches	Yards	TD	Long	Rec/G	Avg./C	Avg./G
2016	12	153	1062	10	39	6.9	96.5	5	14	0	9	0.5	2.8	1.3
2017														
Total	12	153	1062	10	39	6.9	96.5	5	14	0	9	0.5	2.8	1.3



#16 DAMAREA CROCKETT
Little Rock, Ark. // Christian HS
Sophomore // 5-11 // 225

RB

CAREER HIGHS

Rush Attempts: 31 at Tennessee (11/19/16) **Catches:** 4, vs. Florida (10/10/15)
Rush Yds: 163 at Tennessee (11/16/16) **Yards:** 57 vs. BYU (11/14/15)
Rush TDs: 2, at Tennessee (11/19/16) **TDs:** NA
Long: 27, vs. UConn (9/19/15) **Long:** 49 vs. BYU (11/14/15)

SEASON HIGHS

Rush Attempts: TBD **Catches:** TBD
Rush Yds: TBD **Yards:** TBD
Rush TDs: TBD **TDs:** TBD
Long: TBD **Long:** TBD

NOTABLES ON RB ISH WITTER

- ▶ Proven and dependable backfield performer who gives Mizzou one of the SEC's top 1-2 running back punches ... Can put his head down and get the tough yards, and has also proven to be very valuable in pass pro, as well as being a viable receiving option out of the backfield
- ▶ Finished 2016 with a career-high 750 yards on the ground on 162 carries (4.6 avg.) and six touchdowns while playing in all 12 games (10 starts)
- ▶ Tallied his first career multi-TD game at Tennessee (11/19) as he ran for a career-best 163 yards on the ground in that game

WITTER'S CAREER STATISTICS

Year	GP	Att	Yards	TD	Long	Avg./C	Avg./G	Catches	Yards	TD	Long	Rec/G	Avg./C	Avg./G
2014	12	27	101	1	16	3.7	8.4	0	0	0	0	0	0.0	0.0
2015	12	126	518	1	27	4.1	43.2	15	143	0	49	1.3	9.5	11.9
2016	12	162	750	6	25	4.6	62.5	7	50	0	19	0.6	7.1	4.2
2017														
Total	36	315	1369	8	27	4.3	38.0	22	193	0	49	0.6	8.8	5.4



#21 ISH WITTER
Tampa, Fla. // Alonzo HS
Senior // 5-10 // 200

RB

CAREER HIGHS

Catches: 9, vs. Tennessee (11/19/16) **Rush Attempts:** NA
Yards: 196 vs. UGA (9/16/16) **Rush Yds:** NA
TDs: 4 vs. Delaware State (9/24/16) **Rush TDs:** 1, vs. Arkansas (11/25/16)
Long: 82 vs. Vanderbilt (11/12/16) **Long:** NA

SEASON HIGHS

Catches: TBD **Rush Attempts:** TBD
Yards: TBD **Rush Yds:** TBD
Rush TDs: TBD **TDs:** TBD
Long: TBD **Long:** TBD

NOTABLES ON WR J'MON MOORE - PRESEASON ALL-SEC SECOND TEAM (COACHES)

- ▶ Coming off a breakout season that saw him lead the SEC in receiving yards during the regular season ... Expects to be the go-to receiver in the Tiger spread attack, and he'll be looked to early and often when the ball is in the air ... Coming off a 1,000-yard season, and if he can achieve that feat again as a senior, he'd be only the second Tiger ever to have two 1,000-yard seasons (Jeremy Maclin was the other).
- ▶ Became just the eighth Mizzou player with more than 1,000 receiving yards after posting a career-high 1,012 on 62 catches (16.3 average) ... His 1,012 yards on the year rank as the seventh-most in school history as he was Mizzou's first 1,000-yard receiver since Bud Sasser in 2014 ... His 1,012 yards led the SEC (32nd nationally) while his 84.3 yards per game ranked second in the league and tops among players who played in every game ... Opened his season with three 100-yard performances in his first four games and closed the year with three consecutive games over 100 yards

MOORE'S CAREER STATISTICS

Year	GP	Catches	Yards	TD	Long	Rec/G	Avg./C	Avg./G	Rush Att	Yards	TD	Long	Avg./C	Avg./G
2014	12	2	33	0	17	0.2	16.5	2.8	0	0	0	0	0.0	0.0
2015	12	29	350	3	32	2.4	12.1	29.2	0	0	0	0	0.0	0.0
2016	12	62	1012	8	82	5.2	16.3	84.3	0	0	1	0	NaN	0.0
2017														
Total	36	93	1395	11	82	2.5	15.0	37.7	0	0	1	0	NaN	0.0



#6 J'MON MOORE
Missouri City, Texas // Elkins HS
RS Senior // 6-3 // 205
Pronounced: JAY-mon

WR

CAREER HIGHS

Catches: 5 vs. EMU (9/10/16) **Rush Attempts:** 2 vs. Arkansas (11/25/16)
Yards: 115 vs. EMU (9/10/16) **Rush Yds:** 81 vs. Arkansas (11/25/16)
TDs: 1, twice **Rush TDs:** NA
Long: 87 vs. EMU (9/10/16) **Long:** 82 vs. Arkansas (11/25/16)

SEASON HIGHS

Catches: TBD **Rush Attempts:** TBD
Yards: TBD **Rush Yds:** TBD
Rush TDs: TBD **TDs:** TBD
Long: TBD **Long:** TBD

NOTABLES ON WR JOHNNATHON JOHNSON

- ▶ One of the SEC's most versatile and explosive athletes, he's a threat to go the distance anytime he's got the ball in his hands in open space ... He'll look to contribute as a receiver, but is also a threat out of the backfield as well as in the return game
- ▶ Finished the season averaging 17.6 yards per touch and was a big play threat for Mizzou all season, posting Mizzou's longest rush, catch, kick return and punt return on the season ... His 435 receiving yards are the fourth-most ever by a Mizzou freshman ... Added 114 yards on just four rushes on the year and boasted Mizzou's only punt return TD on the season
- ▶ All-SEC Freshman Team in 2016 at both WR/KR and earned SEC Freshman of the Week following the Eastern Michigan game during which he hauled in a career-high five passes for 115 yards and one touchdown with a career long 87-yard TD reception

JOHNSON'S CAREER STATISTICS

Year	GP	Catches	Yards	TD	Long	Rec/G	Avg./C	Avg./G	Rush Att	Yards	TD	Long	Avg./C	Avg./G
2016	12	24	435	2	87	2.0	18.1	36.3	4	114	0	82	28.5	9.5
2017														
Total	12	24	435	2	87	2.0	18.1	36.3	4	114	0	82	28.5	9.5



#12 JOHNNATHON JOHNSON
Memphis, Tenn. // Melrose HS
RS Sophomore // 5-10 // 185

WR

CAREER HIGHS

Catches: 5 vs. EMU (9/10/16) **Rush Attempts:** 2 vs. Arkansas (11/25/16)
Yards: 115 vs. EMU (9/10/16) **Rush Yds:** 81 vs. Arkansas (11/25/16)
TDs: 1, twice **Rush TDs:** NA
Long: 87 vs. EMU (9/10/16) **Long:** 82 vs. Arkansas (11/25/16)

SEASON HIGHS

Catches: TBD **Rush Attempts:** TBD
Yards: TBD **Rush Yds:** TBD
Rush TDs: TBD **TDs:** TBD
Long: TBD **Long:** TBD

NOTABLES ON WR DIMETRIOS MASON

- ▶ One of the SEC's top rookie playmakers a year ago who is back looking to provide more big plays for the Tiger offense ... Showed an ability to make plays in the middle of the field or on the edge, and has great speed to pull away from defenders
- ▶ Recorded 587 receiving yards, the most ever by a Mizzou true freshman and the second-most ever by any Mizzou freshman, trailing only All-American Jeremy Maclin who had 1,055 in 2007
- ▶ Hauled in three TD grabs and averaged 12.5 yards per catch ... His 47 catches were also the most ever by a Mizzou true freshman

MASON'S CAREER STATISTICS

Year	GP	Catches	Yards	TD	Long	Rec/G	Avg./C	Avg./G	Rush Att	Yards	TD	Long	Avg./C	Avg./G
2016	12	47	587	3	57	3.9	12.5	48.9	2	29	0	20	14.5	2.4
2017														
Total	12	47	587	3	57	3.9	12.5	48.9	2	29	0	20	14.5	2.4



#9 DIMETRIOS MASON
Loganville, Ga. // Grayson HS
Sophomore // 6-0 // 185
Pronounced: duh-MEE-tree-us

WR

#17 RICHAUD FLOYD

Gulfport, Miss. // Gulfport HS
RS Sophomore // 5-11 // 190



WR

CAREER HIGHS

Catches: 1, four times
Yards: 37 at South Carolina (11/05/16)
TDs: NA
Long: 37 at South Carolina (11/05/16)
Rush Attempts: 1 vs. Arkansas (11/25/16)
Rush Yds: 5 vs. Arkansas (11/25/16)
Rush TDs: NA
Long: 5 vs. Arkansas (11/25/16)

SEASON HIGHS

Catches: TBD
Yards: TBD
TDs: TBD
Rush Attempts: TBD
Rush Yds: TBD
Rush TDs: TBD
Long: TBD

NOTABLES WR RICHAUD FLOYD

Exciting prospect at receiver who is coming off an impressive showing during spring ball. Can line up all over, but will likely contribute most in the slot, where he should see plenty of snaps in the fall. Led all Tigers in the Black & Gold Spring Game with four receptions for 50 yards. Finished the 2016 season with four catches for 94 yards, averaging 23.5 yards per catch ... Also ran the ball once for five yards.

FLOYD'S CAREER STATISTICS

Year	GP	Catches	Yards	TD	Long	Rec/G	Avg/C	Avg/G	Rush Att	Yards	TD	Long	Avg/C	Avg/G
2016	9	4	94	0	37	0.4	23.5	10.4	1	5	0	5	5.0	0.6
2017														
Total	9	4	94	0	37	0.4	23.5	10.4	1	5	0	5	5.0	0.6

#18 DOMINIC COLLINS

Lake Forest, Calif. // El Toro HS // Saddleback CC
Senior // 6-2 // 185



WR

CAREER HIGHS

Catches: 1 at West Virginia (9/3)
Yards: 22 at West Virginia (9/3)
TDs: NA
Long: 22 at West Virginia (9/3)
Rush Attempts: NA
Rush Yds: NA
Rush TDs: NA
Long: NA

SEASON HIGHS

Catches: TBD
Yards: TBD
TDs: TBD
Rush Attempts: TBD
Rush Yds: TBD
Rush TDs: TBD
Long: TBD

NOTABLES ON WR DOMINIC COLLINS

Talented wideout looking to provide contributions to the Tiger passing game after seeing limited action in his first year with the program. Made two catches for 11 yards in the Black & Gold Spring Game to close out the 2017 spring camp session. Caught one pass for 22 yards while playing in three games in his first year with Mizzou.

COLLINS' CAREER STATISTICS

Year	GP	Catches	Yards	TD	Long	Rec/G	Avg/C	Avg/G	Rush Att	Yards	TD	Long	Avg/C	Avg/G
2016	3	1	22	0	22	0.3	22.0	7.3	0	0	0	0	0.0	0.0
2017														
Total	3	1	22	0	22	0.3	22.0	7.3	0	0	0	0	0.0	0.0

#84 EMANUEL HALL

Franklin, Tenn. // Centennial HS
Junior // 6-3 // 200



WR

CAREER HIGHS

Catches: 7 vs. Delaware St. (9/24/16)
Yards: 122 vs. Delaware St. (9/24/16)
TDs: 1, twice
Long: 49 vs. EMU (9/10/16)
Rush Attempts: NA
Rush Yds: NA
Rush TDs: NA
Long: NA

SEASON HIGHS

Catches: TBD
Yards: TBD
TDs: TBD
Rush Attempts: TBD
Rush Yds: TBD
Rush TDs: TBD
Long: TBD

NOTABLES ON WR EMANUEL HALL

Big-play potential wideout who Tiger coaches believe has the ability to be a game-changer ... Averaged a healthy 16.2 yards per catch last year as a sophomore, and he'll be a prime candidate to see a lot of balls thrown his way in 2017. Finished his sophomore season with 19 catches for 307 yards and a pair of scores. Recorded his first catch of the season in Mizzou's home opener against West Virginia. Caught three passes for 90 yards including a career long 49-yard TD reception in Mizzou's home opener against Eastern Michigan (9/10). Hauled in seven receptions for 122 yards and a highlight reel touchdown during Mizzou's win over Delaware State (9/23).

HALL'S CAREER STATISTICS

Year	GP	Catches	Yards	TD	Long	Rec/G	Avg/C	Avg/G	Rush Att	Yards	TD	Long	Avg/C	Avg/G
2015	11	8	64	0	14	0.7	8.0	5.8	0	0	0	0	0.0	0.0
2016	12	19	307	2	49	1.6	16.2	25.6	0	0	0	0	0.0	0.0
2017														
Total	23	27	371	2	49	1.2	13.7	16.1	0	0	0	0	0.0	0.0

#10 JASON REESE

Eules, Texas // Trinity HS
RS Senior // 6-5 // 250



TE

CAREER HIGHS

Catches: 6 vs. South Carolina (10/3/15)
Yards: 47 vs. South Carolina (10/3/15)
TDs: 1, twice
Long: 24 at Florida (10/15/16)
Rush Attempts: NA
Rush Yds: NA
Rush TDs: NA
Long: NA

SEASON HIGHS

Catches: TBD
Yards: TBD
TDs: TBD
Rush Attempts: TBD
Rush Yds: TBD
Rush TDs: TBD
Long: TBD

NOTABLES ON TE JASON REESE

Veteran performer and leader who will be called upon for big plays and motivation on and off the field. Has the combination of size, strength and athleticism to play a big role in all facets of the offense, and he's Mizzou's most experienced tight end on the roster. Had eight catches for 97 yards and a pair of scores as a redshirt junior, seeing a larger role in Mizzou's offense under first-year OC **Josh Heupel**.

REESE'S CAREER STATISTICS

Year	GP	Catches	Yards	TD	Long	Rec/G	Avg/C	Avg/G	Rush Att	Yards	TD	Long	Avg/C	Avg/G
2014	13	1	12	0	12	0.1	12.0	0.9	0	0	0	0	0.0	0.0
2015	12	15	126	0	21	1.3	8.4	10.5	0	0	0	0	0.0	0.0
2016	11	8	97	2	24	0.7	12.1	8.8	0	0	0	0	0.0	0.0
2017														
Total	36	24	235	2	24	0.7	9.8	6.5	0	0	0	0	0.0	0.0

#11 KENDALL BLANTON

Blue Springs, Mo. // Blue Springs South HS
RS Junior // 6-6 // 260



TE

CAREER HIGHS

Catches: 6 vs. South Carolina (10/3/15)
Yards: 47 vs. South Carolina (10/3/15)
TDs: 1, twice
Long: 24 at Florida (10/15/16)
Rush Attempts: NA
Rush Yds: NA
Rush TDs: NA
Long: NA

SEASON HIGHS

Catches: TBD
Yards: TBD
TDs: TBD
Rush Attempts: TBD
Rush Yds: TBD
Rush TDs: TBD
Long: TBD

NOTABLES ON TE KENDALL BLANTON

Emerging talent at the very deep tight end position for Mizzou's offense, who is looking for a break out season ... Has all the intangibles in terms of size, strength and athleticism to be a dynamic weapon for the Tigers ... Missed the entire spring camp due to an ankle injury which required surgery, sustained in off-season workouts ... Is expected to challenge for a starting job. Caught 16 passes for 161 yards in his first season as a primary TE, hauling in three scores as well. Caught a season-high four passes for 31 yards and one touchdown, the first of his career, in Mizzou's home opener against Eastern Michigan (9/10).

BLANTON'S CAREER STATISTICS

Year	GP	Catches	Yards	TD	Long	Rec/G	Avg/C	Avg/G	Rush Att	Yards	TD	Long	Avg/C	Avg/G
2015	9	0	0	0	0	0.0	0.0	0.0	0	0	0	0	0.0	0.0
2016	12	16	161	3	22	1.3	10.1	13.4	0	0	0	0	0.0	0.0
2017														
Total	20	16	161	3	22	0.8	10.1	8.1	0	0	0	0	0.0	0.0

#33 LARRY ROUNTREE III

Raleigh, N.C. // Millbrook HS
Freshman // 5-11 // 210



RB

CAREER HIGHS

Rush Attempts: NA
Rush Yds: NA
Rush TDs: NA
Long: NA
Catches: NA
Yards: NA
TDs: NA
Long: NA

SEASON HIGHS

Rush Attempts: TBD
Rush Yds: TBD
Rush TDs: TBD
Long: TBD
Catches: TBD
Yards: TBD
TDs: TBD
Long: TBD

NOTABLES ON RB LARRY ROUNTREE III

Tough, physical runner with a great burst who gets to full speed quickly and is a challenge for defenders to bring down on first contact. Downhill style halfback with good agility to work in and out of traffic ... Has good instincts and vision, and uses his blockers well by showing patience. Sets up blocks to create angles and then shows a good burst to hit the hole that is there. Rivals.com rated him as the No. 31 overall prospect in the state of North Carolina. Had an impressive senior season as he ran for 21 touchdowns for the Wildcats, going for 1,147 yards on 201 carries (5.7 average).

ROUNTREE'S CAREER STATISTICS

Year	GP	Att	Yards	TD	Long	Avg/C	Avg/G	Catches	Yards	TD	Long	Rec/G	Avg/C	Avg/G
2017														
Total														



#81 ALBERT OKWUEGBUNAM

Lee's Summit, Mo. // Lee's Summit HS
Junior // 6-4 // 260
Pronounced: O-coo-WAY-boo-nahm
or just Albert O

CAREER HIGHS

Catches: NA **Rush Attempts:** NA
Yards: NA **Rush Yds:** NA
TDs: NA **Rush TDs:** NA
Long: NA **Long:** NA

SEASON HIGHS

Catches: TBD **Rush Attempts:** TBD
Yards: TBD **Rush Yds:** TBD
TDs: TBD **Rush TDs:** TBD
Long: TBD **Long:** TBD

NOTABLES ON TE ALBERT OKWUEGBUNAM

- Do-it-all tight end prospect that has Mizzou coaches very excited about the future
- Has the size, strength, speed and athleticism to be a big factor in all facets of the offense for a long time
- Had an impressive spring camp, and concluded things by making three catches for 14 yards in the Black & Gold Spring Game

TE

OKWUEGBUNAM'S CAREER STATISTICS

Year	GP	Catches	Yards	TD	Long	Rec/G	Avg/C	Avg/G	Rush Att	Yards	TD	Long	Avg/C	Avg/G
2017														
Total	20	16	161	3	22	0.8	10.1	8.1	0	0	0	0	0.0	0.0



#77 PAUL ADAMS

Franklin, Tenn. // Christ Presbyterian HS
RS Junior // 6-6 // 315

NOTABLES ON OT PAUL ADAMS - 2017 TEAM CAPTAIN

- Preseason All-SEC Second Team (coaches)
- Proven veteran performer looking to anchor the right side of the offensive line, where he started all 12 games at right tackle a year ago for the SEC's most productive offense
- Part of an offensive line that was the nation's most improved group despite boasting just three career starts as a unit heading into the season
- The group finished first nationally in tackles for loss allowed (2.92), the lowest in the nation for any team since at least 2005, a remarkable note considering Mizzou ranked 15th nationally in plays
- Offensive line group also led the SEC in sacks allowed (16th nationally) and paved the way for a Mizzou offense that led the SEC and ranked 15th nationally (500.5 yards per game and 205.1 on the ground)

OT



#76 TYLER HOWELL

Bonner Springs, Kan. // Bonner Springs HS // Butler CC
Senior // 6-8 // 330

NOTABLES ON OT TYLER HOWELL

- Blind side protector for Tiger quarterbacks at the left tackle position, is the returning starter there from a year ago when Mizzou's offensive line was among the nation's most improved ... Is expected to hold that spot down for another year
- Was an instant-impact junior college addition, as he started all 12 games at left tackle for Mizzou
- Part of an offensive line that was the nation's most improved group despite boasting just three career starts as a unit heading into the season
- The group finished first nationally in tackles for loss allowed (2.92), the lowest in the nation for any team since at least 2005, a remarkable note considering Mizzou ranked 15th nationally in plays
- Offensive line group also led the SEC in sacks allowed (16th nationally) and paved the way for a Mizzou offense that led the SEC and ranked 15th nationally

OT



#71 KEVIN PENDLETON

Lee's Summit, Mo. // Lee's Summit West HS
RS Junior // 6-4 // 330

NOTABLES ON OG KEVIN PENDLETON

- Veteran performer on the offensive line looking to win a starting job for the second straight year, after becoming a first-time starter in 2016
- Paved the way at left guard a year ago, and that's where he's pegged to contribute again for his junior season
- Part of an offensive line that was the nation's most improved group despite boasting just three career starts as a unit heading into the season
- The group finished first nationally in tackles for loss allowed (2.92), the lowest in the nation for any team since at least 2005, a remarkable note considering Mizzou ranked 15th nationally in plays
- Offensive line group also led the SEC in sacks allowed (16th nationally) and paved the way for a Mizzou offense that led the SEC and ranked 15th nationally (500.5 yards per game and 205.1 on the ground)

OG



#75 TRE'VOUR SIMMS

East St. Louis, Ill. // East St. Louis HS
Sophomore // 6-5 // 340

NOTABLES ON OT TRE'VOUR SIMMS

- Up-and-coming lineman who has a big upside as he continues to develop under the tutelage of OL Coach **Glen Elarbee**
- Got his feet wet in 2016 as a true freshman mostly on special teams units, but is expected to challenge for scrimmage snaps in his second year with the program

OG



#55 TRYSTAN CASTILLO

Webb City, Mo. // Webb City HS
RS Freshman // 6-4 // 315

NOTABLES ON C TRYSTAN CASTILLO

- One of the strongest members of the team who is coming off a redshirt season and looking to challenge for significant snaps on an offensive line which returns all five starters from a year ago
- Most likely to line up at center, but is versatile enough to contribute at several spots

C



#67 JONAH DUBINSKI

Columbia, Mo. // Rock Bridge HS
RS Sophomore // 6-2 // 295

NOTABLES ON C JONAH DUBINSKI

- Hometown kid who realized a dream when he worked his way into the starting lineup late last season, and performed very well as Mizzou's offense hit another gear in its final few games
- Spent most of his spring camp lining up at center, and he'll be a primary candidate to compete for the starting job in the fall
- Earned a scholarship during fall camp after starting his career as a walk-on

C



#57 ALEC ABELN

St. Louis, Mo. // University HS
RS Senior // 6-3 // 305

NOTABLES ON OG ALEC ABELN

- Veteran lineman who can contribute at any of the three interior spots, where he has nine career starts to his credit
- Likely to enter fall camp battling for position on the depth chart at left guard
- Saw action in 10 games, and made a career-high six starts

OG



#66 ADAM PLOUDRE

Ballwin, Mo. // Marquette HS
RS Senior // 6-4 // 315

NOTABLES ON OG ADAM PLOUDRE

- One of the great comeback stories on the Mizzou roster, who overcame severe and potential athletics-ending leg injuries in high school which derailed his college plans, but who has overcome those and has now developed himself into a key contributor on the Tiger offensive line
- Received a prestigious honor in April when he was named the 2016-17 winner of Mizzou Athletics' Courage Award at the annual ROARS event
- Emerged as a key contributor during the season, and not only played his way onto the field for the first time in his Tiger career, but he earned seven starts for an offensive line that was one of the most improved in the nation despite having just three combined career starts as a unit heading into the season

OG



#19 TUCKER McCANN

O'Fallon, Ill. // O'Fallon HS
Sophomore // 6-0 // 205

CAREER HIGHS

Kickoffs: 13 vs. Delaware St. (9/24/16) **FG Made:** 2 vs. Georgia (9/17/16)
Kickoff Yds: 848 vs. Delaware St. (9/24/16) **FG Att:** 3 at West Virginia (9/3/16)
Touchbacks: 10 vs. Eastern Mich. (9/10/16) **Long:** 46 vs. UGA (9/17/16)
TB%: 100%, four times **PAT Made:** 10 vs. Delaware St. (9/24/16)
PAT Att: 11 vs. Delaware St. (9/24/16)

SEASON HIGHS

Kickoffs: TBD **FG Made:** TBD
Kickoff Yds: TBD **FG Att:** TBD
Long: TBD **Long:** TBD
Touchbacks: TBD **PAT Made:** TBD
TB%: TBD **PAT Att:** TBD

NOTABLES ON K TUCKER McCANN

- Strong-legged kicker who looks to continue his contributions on the special teams units
- In addition to placekicking, he's got enough power in his swing to be a big weapon on kickoffs and limit opposing team return opportunities
- Valuable member of the Mizzou special teams, serving as the team's primary field goal kicker and place kicker
- 42 of his 64 kickoffs on the year went for touchbacks
- Made six field goals with a long of 46 yards

K

McCANN'S CAREER STATISTICS

Year	GP	Made	Att	Long	Pct.	Blkd	PATmade	Att	Kickoff Yards	Avg.	42	OB	
2016	12	6	12	46	50.00	0	39	43	64	4056	63.4	42	0
2017													
Total	12	6	12	46	50.00	0	39	43	64	4056	63.4	42	0



#16 MARCELL FRAZIER

Portland, Ore. // Douglas HS // College of the Siskiyous
RS Senior // 6-5 // 265

DE



CAREER HIGHS

Tackles: 5 at Florida (10/15/16)
TFL: 4.0 vs. Arkansas (11/25/16)
TFL Yards: 42 vs. Arkansas (11/25/16)
Sacks: 3.0 vs. Arkansas (11/25/16)
Sack Yards: 35 vs. Arkansas (11/25/16)

Forced Fumble: 1 vs. Delaware St. (9/24/16)
Fumble Rec: 1, twice
PD: 1, twice
INT: NA

SEASON HIGHS

Tackles: TBD
Fumble Rec: TBD
TFL Yards: TBD
Sacks: TBD
Sack Yards: TBD

TBD
TBD
TBD
TBD

NOTABLES ON DE MARCELL FRAZIER - PRESEASON ALL-SEC THIRD TEAM (COACHES)

The heir apparent to be the latest in a long line of standout defensive ends for #DLineZOU ... Came on strong late last season, and is primed to be one of the SEC's most disruptive rush ends ... Missed the last week of spring camp after breaking a bone in his right forearm in a scrimmage, but was 100% when fall camp rolled around in August
Preseason All-SEC Third Team honoree
Played in 12 games (five starts) and totaled 33 tackles (19 solo) with 8.5 tackles for loss and 7.5 sacks as a junior
Added two pass break-ups and four QB hurries
His 8.5 tackles for loss and 7.5 sacks were the second-most on the team, trailing only DE Charles Harris

FRAZIER'S CAREER STATISTICS

Year	GP	UA	A	Total	TFL	TFL Yds	PD	FF	FR	BLK	UA SK	A SK	Total	SK Yds	INT	INT YD
2015	12	10	8	18	6.0	27	0	1	0	0	2	0	2	11	0	0
2016	12	19	14	33	8.5	68	2	1	2	0	7	1	7.5	61	0	0
2017																
Total	24	29	22	51	14.5	95	2	2	2	0	9	1	9.5	72	0	0



#5 TERRY BECKNER, Jr.

East St. Louis, Ill. // East St. Louis HS
Junior // 6-4 // 305

DT



CAREER HIGHS

Tackles: 5 at Florida (10/15/16)
TFL: 4.0 vs. Arkansas (11/25/16)
TFL Yards: 42 vs. Arkansas (11/25/16)
Sacks: 3.0 vs. Arkansas (11/25/16)
Sack Yards: 35 vs. Arkansas (11/25/16)

Forced Fumble: 1 vs. Delaware St. (9/24/16)
Fumble Rec: 1, twice
PD: 1, twice
INT: NA

SEASON HIGHS

Tackles: TBD
Fumble Rec: TBD
TFL Yards: TBD
Sacks: TBD
Sack Yards: TBD

TBD
TBD
TBD
TBD

NOTABLES ON DT TERRY BECKNER, JR. - PRESEASON ALL-SEC THIRD TEAM (COACHES)

All-Star candidate who has the ability to be a game-changer on any given snap in the trenches ... Has battled the injury bug each of his first two seasons, but will be full go this year, when he hopes to show that he's one of the SEC's top defensive tackles ... Participated in spring drills but only in non-contact situations, as he continued to get back to health
Had the misfortune of having a second-straight season ended early due to a knee injury ... Injury was to his other knee, and came in game #7 against Middle Tennessee, just as he was beginning to come into his own while getting back from the previous year's setback ... Prior to the injury, came off the bench as he was working his way back into the feel of the game, and amassed 24 tackles in seven games, including 2.0 TFLs, while adding three QB pressures and recovering one fumble

BECKNER'S CAREER STATISTICS

Year	GP	UA	A	Total	TFL	TFL Yds	PD	FF	FR	BLK	UA SK	A SK	Total	SK Yds	INT	INT YD
2015	10	13	14	27	8.0	23	1	0	0	0	3	0	3.0	12	0	0
2016	7	16	8	24	2.0	4	0	0	0	0	0	0	0	0	0	0
2017																
Total	17	29	22	51	10.0	27	1	0	0	0	3	0	3.0	12	0	0



#96 A.J. LOGAN

Columbia, Mo. // Rock Bridge HS
RS Senior // 6-2 // 330

DT

CAREER HIGHS

Tackles: 7 at Tennessee (9/21/2016)
TFL: 1, twice
TFL Yards: 3 vs. Arkansas (11/25/16)
Sacks: NA
Sack Yards: NA

Forced Fumble: 1 vs. UConn (9/19/15)
Fumble Rec: NA
PD: NA
INT: NA

SEASON HIGHS

Tackles: TBD
Fumble Rec: TBD
TFL Yards: TBD
Sacks: TBD
Sack Yards: TBD

TBD
TBD
TBD
TBD

NOTABLES ON DT A.J. LOGAN

Hometown grown defensive lineman who will look to lead the way in the trenches for #DLineZou
Should challenge for a starting job at one tackle spot, a year after he held a starting role all season
Played in all 12 games for Mizzou, starting all 12, and tallied 15 tackles (five solo) with 2.0 tackles for loss and a QB hurry

LOGAN'S CAREER STATISTICS

Year	GP	UA	A	Total	TFL	TFL Yds	PD	FF	FR	BLK	UA SK	A SK	Total	SK Yds	INT	INT YD
2014	3	0	0	0.0	0	0	0	0	0	0	0	0	0	0	0	0
2015	12	7	14	21	2.0	6	0	1	0	0	0	0	0	0	0	0
2016	12	5	10	15	2.0	3	0	0	0	0	0	0	0	0	0	0
2017																
Total	27	12	24	36	4.0	9	0	1	0	0	0	0	0	0	0	0



#55 JORDAN HAROLD

St. Louis, Mo. // McCluer North HS
RS Senior // 6-2 // 255

DE

CAREER HIGHS

Tackles: 2, twice
TFL: 1.0, twice
TFL Yards: 3, three times
Sacks: 1.0 vs. Delaware St. (9/24/16)
Sack Yards: 3, three times

Forced Fumble: NA
Fumble Rec: NA
PD: NA
INT: NA

SEASON HIGHS

Tackles: TBD
Fumble Rec: TBD
TFL Yards: TBD
Sacks: TBD
Sack Yards: TBD

TBD
TBD
TBD
TBD

NOTABLES ON DE JORDAN HAROLD - 2017 TEAM CAPTAIN

Versatile lineman who can contribute at end but who has the size to hold his ground on the inside if called upon ... Made two starts a year ago and was named a team captain during fall camp
Played in all 12 games in his first eligible season with Mizzou, starting two contests ... Totalled 11 tackles (seven solo) with 2.5 tackles for loss and 1.5 sacks
Former walk-on who began his career at Division II NW Missouri State before earning a starting job at the break of camp in 2016.

HAROLD'S CAREER STATISTICS

Year	GP	UA	A	Total	TFL	TFL Yds	PD	FF	FR	BLK	UA SK	A SK	Total	SK Yds	INT	INT YD
2016	12	7	4	11	2.5	9	0	0	0	0	1	1	1.5	6	0	0
2017																
Total	12	7	4	11	2.5	9	0	0	0	0	1	1	1.5	6	0	0



#38 ERIC BEISEL

Fenton, Mo. // Rockwood Summit
RS Senior // 6-3 // 245

LB

CAREER HIGHS

Tackles: 14 at South Carolina (11/5/16)
TFL: 3.0 vs. Kentucky (10/29/26)
TFL Yards: 6 at South Carolina (11/5/16)
Sacks: NA
Sack Yards: NA

Forced Fumble: NA
Fumble Rec: NA
PD: 1, twice
INT: NA

SEASON HIGHS

Tackles: TBD
Fumble Rec: TBD
TFL Yards: TBD
Sacks: TBD
Sack Yards: TBD

TBD
TBD
TBD
TBD

NOTABLES ON LB ERIC BEISEL - 2017 TEAM CAPTAIN

Emerging playmaker in the middle of the field who came on strong in the latter part of the 2016 season ... Should contribute again at middle linebacker in 2017
Saw his playing time increase late in the season in 2016, earning starts in the final five games as his opportunities increased ... Finished with 44 tackles (35 solo), including 6.0 tackles for loss and two pass break-ups
Played in all 12 games as a redshirt sophomore in 2015 and was a valuable member of the team's kick coverage unit

BEISEL'S CAREER STATISTICS

Year	GP	UA	A	Total	TFL	TFL Yds	PD	FF	FR	BLK	UA SK	A SK	Total	SK Yds	INT	INT YD
2014	13	4	15	19	0.5	1	0	0	0	0	0	0	0	0	0	0
2015	12	3	0	3	0.0	0	0	0	0	0	0	0	0	0	0	0
2016	12	35	9	44	6.0	11	2	0	0	0	0	0	0	0	0	0
2017																
Total	37	42	24	66	6.5	12	2	0	0	0	0	0	0	0	0	0



#47 CALE GARRETT

Kearney, Mo. // Kearney HS
Sophomore // 6-3 // 235

LB

CAREER HIGHS

Tackles: 10 vs. Arkansas (11/25/16)
TFL: 2.0 vs. Arkansas (11/25/16)
TFL Yards: 5 vs. Delaware St. (9/24/16)
Sacks: NA
Sack Yards: NA

Forced Fumble: NA
Fumble Rec: NA
PD: 1, twice
INT: 1 vs. Arkansas (11/25/16)

SEASON HIGHS

Tackles: TBD
Fumble Rec: TBD
TFL Yards: TBD
Sacks: TBD
Sack Yards: TBD

TBD
TBD
TBD
TBD

NOTABLES ON LB CALE GARRETT

Big impact true freshman from a year ago who is looking to be a mainstay in the lineup for Mizzou's middle defense ... Had a strong spring camp, and will line up most often at the middle linebacker spot
Played in all 12 games as a true freshman, including a pair of starts, as his competitiveness and toughness impressed the Mizzou coaching staff
Finished the season with 47 tackles (27 solo) and 6.0 tackles for loss, an interception and two pass break-ups

GARRETT'S CAREER STATISTICS

Year	GP	UA	A	Total	TFL	TFL Yds	PD	FF	FR	BLK	UA SK	A SK	Total	SK Yds	INT	INT YD
2016	12	27	20	47	6.0	11	3	0	0	0	0	0	0	0	1	4
2017																
Total	12	27	20	47	6.0	11	3	0	0	0	0	0	0	0	1	4



#20 KALEB PREWETT

Blue Springs, Mo. // Blue Springs HS
RS Junior // 6-1 // 210

LB

CAREER HIGHS

Tackles: 12 at Texas Tech (11/14/15)
TFL: 1.0 vs. Oklahoma (10/17/15)
TFL Yards: 7 vs. Oklahoma (10/17/15)
Sacks: NA
Sack Yards: NA

SEASON HIGHS

Tackles: TBD
TFL: TBD
TFL Yards: TBD
Sacks: TBD
Sack Yards: TBD

NOTABLES ON LB KALEB PREWETT

Talented defender who will make his Tiger debut this season, after sitting out the 2016 season after transferring to his home state school from Kansas State, where he was a starter for parts of two seasons in the Wildcat secondary. Made big impressions during spring camp, and those impressions were seen by Tiger fans at the annual Black & Gold Spring Game, where he led all Tigers with six tackles, including a tackle for loss and a pass break up.

PREWETT'S CAREER STATISTICS (2014-15 at KANSAS STATE)

Year	GP	UA	A	Total	TFL	TFLY	PD	FF	FR	BLK	UA SK	A SK	Total	SK Yds	INT	INT YD
2014	6	0	0	0	0	0	0	0	0	0	0	0	0	0	0	0
2015	8	42	7	49	1.0	7	1	0	0	0	0	0	0	0	0	0
2016	Sat out due to NCAA Transfer rules															
2017																
Total	14	42	9	49	1.0	7	1	0	0	0	0	0	0	0	0	0



#24 TEREZ HALL

Lithonia, Ga. // King HS
Junior // 6-2 // 230

LB

CAREER HIGHS

Tackles: 6 vs. Vanderbilt (11/12/16)
TFL: 1, twice
TFL Yards: 2 at Tennessee (11/19/16)
Sacks: NA
Sack Yards: NA

SEASON HIGHS

Tackles: TBD
TFL: TBD
TFL Yards: TBD
Sacks: TBD
Sack Yards: TBD

NOTABLES ON LB TEREZ HALL

Athletic and experienced linebacker who is looking to win the starting spot at weakside ... Has 22 games of experience under his belt, and is coming off a solid spring camp. Closed spring ball by making three tackles in the Black & Gold Spring Game. Played in 10 games in 2016, posting 20 tackles (12 solo) with 2.0 tackles for loss.

HALL'S CAREER STATISTICS

Year	GP	UA	A	Total	TFL	TFLY	PD	FF	FR	BLK	UA SK	A SK	Total	SK Yds	INT	INT YD
2015	12	4	3	7	0.0	0	0	0	0	0	0	0	0	0	0	0
2016	10	12	8	20	2.0	3	0	0	0	0	0	0	0	0	0	0
2017																
Total	22	16	11	27	2.0	3	0	0	0	0	0	0	0	0	0	0



#22 ANTHONY SHERRILLS

Kansas City, Mo. // Hogan Prep HS
RS Senior // 6-0 // 200

S

CAREER HIGHS

Tackles: 8, twice
TFL: 2.5 vs. Mississippi St. (11/5/15)
TFL Yards: 9 vs. Mississippi St. (11/5/15)
Sacks: NA
Sack Yards: NA

SEASON HIGHS

Tackles: TBD
TFL: TBD
TFL Yards: TBD
Sacks: TBD
Sack Yards: TBD

NOTABLES ON S ANTHONY SHERRILLS

Mizzou's most experienced returning defender who has the most career starts (20) and tackles (130) entering the 2017 season. He'll be looked to for veteran leadership and play-making ability in a back half of a defense which is fairly young overall. Had three tackles in the Black & Gold Game to close spring camp. Is playing in 2017 as a graduate student, as he received his sociology degree from Mizou in May.

SHERRILLS' CAREER STATISTICS

Year	GP	UA	A	Total	TFL	TFLY	PD	FF	FR	BLK	UA SK	A SK	Total	SK Yds	INT	INT YD
2014	14	8	5	13	0.0	0	0	0	0	0	0	0	0	0	0	0
2015	12	41	23	64	4.0	12	7	1	1	0	0	0	0	0	1	50
2016	12	40	13	53	1.0	6	2	0	0	0	0	0	0	0	1	4
2017																
Total	38	89	41	130	5.0	18	9	1	1	0	0	0	0	0	2	46



#8 THOMAS WILSON

Suwanee, Ga. // Buford HS
Senior // 5-10 // 190

S

CAREER HIGHS

Tackles: 8, twice
TFL: 2.5 vs. Mississippi St. (11/5/15)
TFL Yards: 9 vs. Mississippi St. (11/5/15)
Sacks: NA
Sack Yards: NA

SEASON HIGHS

Tackles: TBD
TFL: TBD
TFL Yards: TBD
Sacks: TBD
Sack Yards: TBD

NOTABLES ON S THOMAS WILSON

Veteran secondary figure who is among the team's most experienced returning athletes ... Has 37 career appearances, including seven starts a year ago ... Had a pair of stops in the Black & Gold Spring Game to close camp. Played in 12 games, starting seven, while tallying 58 tackles (40 solo), the third-most on the team. Also added two pass break-ups and a forced fumble.

WILSON'S CAREER STATISTICS

Year	GP	UA	A	Total	TFL	TFLY	PD	FF	FR	BLK	UA SK	A SK	Total	SK Yds	INT	INT YD
2014	13	8	9	17	1.0	3	1	0	0	0	0	0	0	0	0	0
2015	12	8	6	14	0.5	1	0	0	1	0	0	0	0	0	0	0
2016	12	40	18	58	1.5	2	2	1	0	0	0	0	0	0	0	0
2017																
Total	37	56	33	89	3.0	6	3	1	1	0	0	0	0	0	0	0



#28 LOGAN CHEADLE

Lee's Summit, Mo. // Lee's Summit West HS
Senior // 5-10 // 185

CB

CAREER HIGHS

Tackles: 8, twice
TFL: 2.5 vs. Mississippi St. (11/5/15)
TFL Yards: 9 vs. Mississippi St. (11/5/15)
Sacks: NA
Sack Yards: NA

SEASON HIGHS

Tackles: TBD
TFL: TBD
TFL Yards: TBD
Sacks: TBD
Sack Yards: TBD

NOTABLES ON CB LOGAN CHEADLE

Veteran secondary member who drew high praise from coaches for his leadership and work ethic during the spring. He should be a starter at one of the corner spots after a great fall camp. Played in eight games, starting one, and totaled 10 tackles on the year (eight solo) with an interception and four pass break-ups. Cousins with Hollywood star Don Cheadle.

CHEADLE'S CAREER STATISTICS

Year	GP	UA	A	Total	TFL	TFLY	PD	FF	FR	BLK	UA SK	A SK	Total	SK Yds	INT	INT YD
2014	13	0	1	1	0.0	0	0	0	0	0	0	0	0	0	0	0
2015	11	7	7	14	1.0	3	2	0	0	0	1	0	1	3	0	0
2016	12	40	18	58	1.5	2	2	1	0	0	0	0	0	0	0	0
2017																
Total	8	8	2	10	0.0	0	5	0	0	0	0	0	0	0	1	13



#17 DeMARKUS ACY

Dallas, Texas // Wilmer-Hutchins HS
Sophomore // 6-2 // 195

CB

CAREER HIGHS

Tackles: 2 at LSU (10/1/16)
TFL: NA
TFL Yards: NA
Sacks: NA
Sack Yards: NA

SEASON HIGHS

Tackles: TBD
TFL: TBD
TFL Yards: TBD
Sacks: TBD
Sack Yards: TBD

NOTABLES ON CB DeMARKUS ACY

Up-and-coming defensive back who will likely start at one CB spot after a strong fall camp that had him running with the #1 defense quite extensively. Made one start last season as a true freshman. Has the size, length, speed and athleticism to give opposing wideouts problems.

ACY'S CAREER STATISTICS

Year	GP	UA	A	Total	TFL	TFLY	PD	FF	FR	BLK	UA SK	A SK	Total	SK Yds	INT	INT YD
2016	11	5	1	6	0.0	0	2	0	0	0	0	0	0	0	0	0
2017																
Total	11	5	1	6	0.0	0	2	0	0	0	0	0	0	0	0	0

#90 MARKELL UTSEY

Little Rock, Ark. // Parkview
Sophomore // 6-4 // 305
Pronounced: Uhhht-see

CAREER HIGHS

Tackles: 2 at LSU (10/1/16)
TFL: NA
TFL Yards: NA
Sacks: NA
Sack Yards: NA

SEASON HIGHS

Tackles: TBD
TFL: TBD
TFL Yards: TBD
Sacks: TBD
Sack Yards: TBD

NOTABLES ON DT MARKELL UTSEY

Skilled lineman who was coming into his own last season before having his true freshman season ended prematurely due to a knee injury
Sat out from full contact during the spring, but was progressed nicely before being full-go during fall camp
Played in seven games during his true freshman season and totaled five tackles before his season was cut short by injury at Tennessee

UTSEY'S CAREER STATISTICS

Year	GP	UA	A	Total	TFL	TFLY	PD	FF	FR	BLK	UA SK	A SK	Total SK Yds	INT	INT YD
2016	7	2	3	5	0.0	0	0	0	0	0	0	0	0	0	0
2017															
Total	7	2	3	5	0.0	0	0	0	0	0	0	0	0	0	0

DT

#4 BRANDON LEE

Indianapolis, Ind. // Lawrence Central HS
RS Junior // 6-2 // 225

CAREER HIGHS

Tackles: 11 at South Carolina (11/5/16)
TFL: 2.0 at South Carolina (11/5/16)
TFL Yards: 8 at South Carolina (11/5/16)
Sacks: 1.0, twice
Sack Yards: 7 at South Carolina (11/5/16)

SEASON HIGHS

Tackles: TBD
TFL: TBD
TFL Yards: TBD
Sacks: TBD
Sack Yards: TBD

NOTABLES ON LB BRANDON LEE

Versatile linebacker coming off his most impactful season as a Tiger, and he'll look to be a mainstay in the lineup this fall ... Can play any of the linebacking spots, and he'll likely see most of his time at the weakside position
Closed spring camp by making three tackles in the Black & Gold Spring Game
Became an impact player on the defensive side of the ball in 2016, earning four starts late in the season while playing in all 12 games ... Totaled 37 tackles (26 solo) with 4.0 tackles for loss, 2.0 sacks and a pass break-up

LEE'S CAREER STATISTICS

Year	GP	UA	A	Total	TFL	TFLY	PD	FF	FR	BLK	UA SK	A SK	Total SK Yds	INT	INT YD
2015	11	1	4	5	0.0	0	1	0	0	0	0	0	0	0	0
2016	12	26	11	37	4.0	13	1	1	1	0	2	0	2	8	0
2017															
Total	23	27	15	42	4.0	13	2	1	1	0	2	0	2	8	0

LB

#7 CAM HILTON

St. Louis, Mo. // Webster Groves HS
Junior // 6-0 // 185

CAREER HIGHS

Tackles: 10 vs. Kentucky (10/29/16)
TFL: 1.0, twice
TFL Yards: 5 at South Carolina (11/5/16)
Sacks: 1.0 at South Carolina (11/5/16)
Sack Yards: 5 at South Carolina (11/5/16)

SEASON HIGHS

Tackles: TBD
TFL: TBD
TFL Yards: TBD
Sacks: TBD
Sack Yards: TBD

NOTABLES ON S CAM HILTON

Among the most athletic talents on the roster, he'll look to compete for a starting role in the secondary, a year after starting half the season in his first year on the defensive side of the ball
Began his Tiger career playing wide receiver, where he made solid contributions for the offense
Worked his way into a starting role late in the season and played in 11 games with six starts
Totaled a career-best 49 tackles (35 solo) with 2.5 tackles for loss and a sack while adding six pass break-ups and his first career interception

HILTON'S CAREER STATISTICS

Year	GP	UA	A	Total	TFL	TFLY	PD	FF	FR	BLK	UA SK	A SK	Total SK Yds	INT	INT YD
2015	12	1	2	3	0.0	0	0	0	0	0	0	0	0	0	0
2016	11	35	14	49	2.5	9	7	0	0	0	0	0	0	1	27
2017															
Total	23	36	16	52	2.5	9	7	0	0	0	0	0	0	1	27

S

#3 RONNELL PERKINS

St. Louis, Mo. // University City HS
RS Sophomore // 6-0 // 200

CAREER HIGHS

Tackles: 10 vs. Arkansas (11/25/16)
TFL: 1.5, twice
TFL Yards: 3, twice
Sacks: NA
Sack Yards: NA

SEASON HIGHS

Tackles: TBD
TFL: TBD
TFL Yards: TBD
Sacks: TBD
Sack Yards: TBD

NOTABLES ON S RONNELL PERKINS - ALL-SEC FRESHMAN TEAM

Highly-touted safety who made a big enough of an impression as a freshman to be named to the 2016 SEC All-Freshman Team ... He'll look to provide his considerable athleticism and skills most likely at strong safety, after an impressive spring camp
Closed spring ball out by making five tackles, including one quarterback sack, while also grabbing an interception in the Black & Gold Spring Game
Emerging into a major playmaker in Mizzou's secondary, earning four starts while playing in all 12 games ... Finished the season with 43 tackles (28 solo) and 3.5 tackles for loss, three pass breakups and a QB hurry

PERKINS' CAREER STATISTICS

Year	GP	UA	A	Total	TFL	TFLY	PD	FF	FR	BLK	UA SK	A SK	Total SK Yds	INT	INT YD
2016	12	28	15	43	3.5	7	3	0	0	0	0	0	0	0	0
2017															
Total	12	28	15	43	3.5	7	3	0	0	0	0	0	0	0	0

S

#45 FRANKLIN AGBASIMERE

Lagos, Nigeria // Montverde Academy (Fla.)
RS Sophomore // 6-2 // 255

CAREER HIGHS

Tackles: 1 vs. Arkansas (11/25/16)
TFL: NA
TFL Yards: NA
Sacks: NA
Sack Yards: NA

SEASON HIGHS

Tackles: TBD
TFL: TBD
TFL Yards: TBD
Sacks: TBD
Sack Yards: TBD

NOTABLES ON DE FRANKLIN AGBASIMERE

Highly-athletic talent with a very big upside ... Is still a relative newcomer to football, as he didn't begin playing until high school once he came to America
Was moved to defensive end during the spring, and was very impressive early on before sustaining a foot injury that ended his camp early ... He'll be ready to go in the fall and looks to add quality depth to #DLineZou
Saw his first collegiate game action as a redshirt freshman, seeing the field in seven games, primarily on special teams units.

AGBASIMERE'S CAREER STATISTICS

Year	GP	UA	A	Total	TFL	TFLY	PD	FF	FR	BLK	UA SK	A SK	Total SK Yds	INT	INT YD
2016	7	1	0	1	0.0	0	0	0	0	0	0	0	0	0	0
2017															
Total	7	1	0	1	0.0	0	0	0	0	0	0	0	0	0	0

DE

#26 COREY FATONY

Franklin, Tenn. // Franklin HS
Junior // 5-11 // 205

CAREER HIGHS

Punts: 10 at Florida (10/15/16)
Punt Yards: 448 at Florida (10/15/16)
Avg (min 3 punts): 50.4 vs. Georgia (9/17/16)
Long: 61 vs. Florida (10/10/15)

SEASON HIGHS

Punts: TBD
Punt Yards: TBD
Avg (min 3 punts): TBD
Long: TBD

NOTABLES ON P COREY FATONY

Freshman All-American (Sporting News, USA Today), All-SEC Freshman Team, Ray Guy Award Watch List, Ray Guy National Player of the Week (Oct. 10)
One of the nation's top punters who can change the complexion of a game at any moment when he flips field position with his booming leg
Closed the spring by averaging 51.0 yards per punt on four punts in the Black & Gold Spring Game
Continued his stellar special teams play, and finished his sophomore season ranked 20th in the NCAA (5th in the SEC) with his punting average of 43.8

FATONY'S CAREER STATISTICS

Year	GP	Punts	Yards	Long	Avg.	TB	FC	I20	50+	Blkd	KO	Yards	Avg.	TB	OB
2015	12	81	3477	61	42.9	3	28	23	21	0	43	2700	62.8	18	1
2016	12	66	2894	60	43.8	6	15	25	17	0	0	0	0	0	0
2017															
Total	24	147	6371	61	43.3	9	43	48	38	0	0	0	0	0	0

P

BARRY ODOM

2nd Season as Mizzou Head Coach
Mizzou, 1999
Career Record: 4-8

- ▼ 15 Years of Experience at Mizzou
- ▼ Mizzou Linebacker (1996-99) under Mizzou head coach Larry Smith
- ▼ Spent Four Years as a Defensive Coordinator (3 at Memphis, 1 at Mizzou)
- ▼ Safeties Coach at Mizzou from 2009-11
- ▼ Mizzou Football Operations from 2006-08
- ▼ Head Coach of Rock Bridge High School (Columbia) from 2001-02
- ▼ True Son who Graduated from Mizzou in 1999
- ▼ Native of Maysville, Okla.



A longtime fixture at Mizzou, Barry Odom, 40, is in his second year guiding a program he has been immersed in at every level for some 15 years – including six in an administrative capacity (2003-08), four as a coach (2009-11, 2015) and four as a highly-successful student-athlete (1996-99). The 2016 season was his first as Mizzou’s head coach, and came after he had spent the previous four seasons as a defensive coordinator, including three at Memphis (2012-14) and one at Missouri, where his units were considered among the nation’s best.

Highly-respected among his coaching peers for his integrity and for his championship vision, Odom has his Tigers pointed in the right direction after a rebuilding year in 2016 that saw Mizzou win four games. They closed the season out in strong fashion, with wins in two of their final three games - with both coming against bowl teams in Arkansas and Vanderbilt. Those victories sent Mizzou into the off-season with a lot of momentum that Odom expects to capitalize on in his second year in command.

Odom was named the 32nd head football coach in program history in December of 2015, and his undeniable passion for Mizzou, coupled with his strong track record of success at each level of his career pointed to him being the right man to lead the Tigers into the future in the nation’s toughest conference.

In 2015, Odom turned in an outstanding season as first-year defensive coordinator for Mizzou under coach Gary Pinkel (who retired after that season), as his Tigers ranked ninth in the nation in total defense, allowing just 302.0 yards per game. Since the NCAA began tracking defensive statistics in 1978, that marked the first time in MU history that Mizzou had produced a top-10 defense. Odom’s defense was also ranked seventh nationally in scoring defense (16.2 avg.), seventh in pass defense (169.2 avg.) and second in tackles for loss (8.8 avg.).

Prior to that, Odom became one of the more highly sought-after coordinators in the country due to three stellar years directing Memphis’ defense from 2012-14. His 2014 defense was a key component of Memphis’ 10-3 season, as his unit finished the regular season ranked fifth nationally in scoring defense (17.1 avg.) and 22nd in total defense (343.3 avg.). That marked an impressive incremental improvement under Odom’s watch, as Memphis ranked 117th nationally in total defense the season prior to his arrival. In his first season at Memphis, the defense improved to 50th nationally (383.6 avg.), followed by a jump to 39th in 2013 (370.7 avg.). Memphis earned a share of the 2014 American Athletic Conference title, giving them a conference title for the first time since 1971.

Odom, a Maysville, Okla., native, played at Mizzou under former Coach Larry Smith, and starred as a linebacker from 1996-99. He ended his playing career with 362 tackles, which still ranks as seventh-most in school history. Odom was a captain for his senior year of 1999, and was a key figure on the Missouri teams which reached bowl games in 1997 and 1998, ending a 14-year postseason drought for Tiger fans.

Success followed Odom’s career path at each future stop after his playing days. After earning his undergraduate degree in December of 1999, he served as an intern with Mizzou’s Tiger Scholarship Fund while he worked on his Master’s in Education from the University of Missouri (which he would earn in May of 2004). He returned to his home state of Oklahoma in July of that year to serve as an assistant football coach for his alma mater Ada High School, which finished that season as runners-up for a state title.

Born Nov. 26, 1976, in Lawton, Okla., Odom and his wife Tritia (Tia) were married in July of 2000. Tia is a native of Kahoka, Mo., and is a graduate of MU’s College of Human Environmental Sciences. The couple has three children – sons James Trump and Garyt Robert, and daughter Anna Lockwood.



ABOVE: Coach Odom at his introductory press conference with his wife, Tia, and children James Trump, Garyt Robert and Anna Lockwood.



BELOW: Coach Odom at Mizzou’s 2016 Spring Game with SEC Network’s Kayce Smith.



WHAT THEY’RE SAYING...

FORMER MIZZOU HEAD COACH GARY PINKEL ON BARRY ODOM

“I’m so happy for Barry, he’s absolutely the right guy for the job. You saw the reaction he got from the team last Thursday, and that says it all. He’s got a great plan to take the MizzouMade legacy and make it even better, and I know he’ll work extremely hard to do that and make our fans proud. Barry is a man’s man, he’s a person of great integrity who treats people the right way. He’s got exceptional leadership skills and people skills, and he will run a tough, disciplined program. At the same time, he cares very much for his players, and it will show. I know he expects to come in and take Mizzou Football to a higher level, and I look forward to watching that happen.”

VIRGINIA TECH HEAD COACH JUSTIN FUENTE ON BARRY ODOM

“The University of Missouri has selected an outstanding coach and leader in Barry Odom. Not only does Barry possess a great defensive mind, he has a unique ability to connect with and motivate kids. I’ve always known that it was not a matter of if, but when, Barry would be a head coach. I have no doubt he’ll do a great job with the opportunity he’s been given.”

OKLAHOMA ATHLETIC DIRECTOR JOE CASTIGLIONE ON BARRY ODOM

“From the moment I met him on his official visit as a prospective student-athlete, through watching his playing years as a Tiger, it was clearly evident that Barry Odom’s character, leadership skills and intent to make everyone around him better would position him for success in everything he pursued. I’ve followed his career journey ever since with great interest. I’m absolutely thrilled for him as he realizes his dream of becoming Head football Coach at Mizzou. He has taken every opportunity to properly prepare for this moment and I firmly believe he will lead Missouri to a lot of success.”



OC

OFFENSIVE COORDINATOR JOSH HEUPEL // QUARTERBACKS

Second Season at Mizzou
Hometown: Aberdeen, S.D.
Alma Mater: Oklahoma, 2001

NOTABLES ON OC JOSH HEUPEL

- ▼ The first hire made by Barry Odom after taking over as Mizzou's 32nd head coach was Offensive Coordinator/Quarterbacks Coach Josh Heupel. The move paid immediate dividends for Odom's program, as Heupel transformed Mizzou's offense in short time into arguably the nation's most improved attack a year ago.
- ▼ The improvement Mizzou saw on offense under Heupel's direction was eye-popping in 2016. Mizzou led the SEC and ranked 13th nationally in total offense last year (500.5 ypg), a year after Mizzou ranked 124th in 2015 (280.9 ypg). Other huge statistical spikes of improvement came in passing offense (20th nationally in 2016; Mizzou was 113th in 2015), rushing offense (38th in 2016; 119th in 2015) and scoring (48th in 2016; 126th in 2015).
- ▼ Additionally, Heupel oversaw the continued development of sophomore QB Drew Lock into one of the SEC's top signal callers. In only his first full year as a starter, Lock took to Heupel's comprehensive coaching and blossomed into a 3,000-yard passer. Lock led the SEC with his 283.2 yards per game average, and finished with 3,399 yards and 23 touchdowns.
- ▼ Heupel brought with him to Mizzou an impressive track record of success, including four national championship game appearances, seven BCS bowl games and coaching oversight of two Heisman Trophy winning quarterbacks. Including the 2016 at Mizzou, he has 14 years of coaching and recruiting experience at the highest level, including the last six seasons as offensive coordinator and play caller at Mizzou, Oklahoma and Utah State. Heupel finished his first season as assistant head coach/offensive coordinator/quarterbacks coach in 2015 with Utah State.



DC

DEFENSIVE COORDINATOR DeMONTIE CROSS // INSIDE LINEBACKERS

Second Season at Mizzou
Hometown: St. Louis, Mo.
Alma Mater: Missouri, 1997

NOTABLES ON DC DeMONTIE CROSS

- ▼ Barry Odom added Mizzou alum and successful veteran coach DeMontie Cross to his staff as one of his first administrative moves once taking over the program. Cross serves as Mizzou's defensive coordinator and inside linebackers coach. He oversaw the entire linebacking group in 2016, but will focus on the inside backers in 2017.
- ▼ His linebackers had a challenging season in 2016, as a young and inexperienced group fought through injuries and inconsistent play. Midway through the season, the Tigers lost senior captain and three-year starter at MLB Michael Scherer, to a season-ending injury. That loss impacted the Tigers the rest of the season, but Cross and his troops rallied to finish the year strong, playing their best ball late as Mizzou won two of its final three games against bowl teams Vanderbilt and Arkansas. Following the 2017 NFL Draft, senior LB Donavin Newsom signed a free agent contract with the San Francisco 49ers.
- ▼ Cross came home to Mizzou after spending the previous 18 seasons with numerous programs, including 12 years with Power 5 programs and five more in the National Football League. In all, he has been part of eight bowl teams and three conference championship teams since beginning his coaching days as a graduate assistant/outside linebackers coach at Mizzou for Larry Smith (1998-99).
- ▼ Cross spent the 2013-15 seasons at TCU as linebackers coach, and in 2015 he added the duties of co-defensive coordinator.



WR'S

ASSOCIATE HEAD COACH ANDY HILL // WR

22nd Season at Mizzou
Hometown: Trenton, Mo.
Alma Mater: Missouri, 1985

NOTABLES ON WR COACH ANDY HILL

- ▼ Andy Hill has coached 21 seasons at the University of Missouri, making him the longest-tenured coach on the Tiger football staff. In fact, only one other assistant coach in MU football history ever enjoyed a longer tenure at Mizzou: Clay Cooper (29 seasons). Hill's 21st season on the MU sideline in 2016 tied him for second place on the longevity list with Chaucey Simpson (1934-54).
- ▼ In 2016, Hill transitioned back to coaching the wide receivers, a role that gained him some well-deserved recognition from 1996-2012, coaching some of the best players in Mizzou history. He spent 2013-15 coaching Mizzou's quarterbacks, including mentoring freshman starter Drew Lock in 2015.



RB

ASSISTANT HEAD COACH CORNELL FORD // RB

17th Season at Mizzou
Hometown: Gary, Ind.
Alma Mater: Toledo, 1991

NOTABLES ON RB COACH CORNELL FORD

- ▼ Cornell Ford is in his 17th season at Mizzou and in his second with the title of assistant head coach and working with the Tiger running backs. The 2016 season saw Ford switch to the offensive staff, and his first season mentoring the backfield couldn't have gone better, as his backs were a key reason why Mizzou's offense was one of the most improved in the nation.
- ▼ Before working with the running backs, Ford spent 12 years coaching the Tiger cornerbacks, after he focused on MU's outside safeties his first three years. Ford is also the Tigers' chief recruiter in St. Louis, where he has signed some of the very best players in the state who have been critical to Mizzou's success over the years.



OL

ASSISTANT COACH GLEN ELARBEE // OL

2nd Season
Hometown: Carrollton, Ga.
Alma Mater: Middle Tennessee, 2003, 2004

NOTABLES ON OL GLEN ELARBEE

- ▼ In his second year with Barry Odom's program is Offensive Line Coach Glen Elarbee. In his first year with Mizzou, Elarbee proved that he is undoubtedly one of the top line coaches in the nation, as he took the nation's youngest and most inexperienced group (with just three combined career returning games started from 2015) and molded them into one of the nation's most improved lines.
- ▼ In 2016, the improvement Mizzou saw on offense with Elarbee's help was eye-popping. Mizzou led the SEC and ranked 13th nationally in total offense last year (500.5 ypg), a year after Mizzou ranked 124th in 2015 (280.9 ypg). Other huge statistical spikes of improvement came in passing offense (20th nationally in 2016; Mizzou was 113th in 2015), rushing offense (38th in 2016; 119th in 2015) and scoring (48th in 2016; 126th in 2015). His line finished first in the nation in tackles for loss allowed (2.92), the lowest in the nation for any team since at least 2005.




TE

ASSISTANT COACH JOE JON FINLEY // TE

2nd Season at Mizzou
Hometown: Arlington, Texas
Alma Mater: Oklahoma, 2008

NOTABLES ON TE COACH JOE JON FINLEY

- ▼ One of the top young position coaches in the country is second-year Mizzou Tight Ends Coach Joe Jon Finley. Finley joined Barry Odom's first staff at Mizzou prior to the 2016 season, and his tight ends played a vital role in MU's offense becoming one of the most improved in the nation.
- ▼ Senior Sean Culkin enjoyed a career year in 2016, as he had career-bests in receptions (24), and yardage (282), while he and fellow tight ends Kendall Blanton (Soph.), Jason Reese (Junior) and Tyler Hanneke (Senior) also all contributed heavily in Mizzou's much-improved run game. Following the 2017 NFL Draft, Culkin signed a free agent contract with the Los Angeles Chargers.
- ▼ Finley coaches a position in which he was an all-conference performer in his playing days for the Oklahoma Sooners.



DL

ASSISTANT COACH BRICK HALEY // DL

1st Season
Hometown: Gadsden, Ala.
Alma Mater: Alabama A&M, 1988

NOTABLES ON DL BRICK HALEY

- ▼ University of Missouri Head Football Coach Barry Odom added longtime defensive line coach and Southeastern Conference veteran Brick Haley to his coaching staff in the offseason. Haley will serve as Mizzou's defensive line coach, a position he has coached with great success for 19 years overall, including the last 13 straight.
- ▼ In all, Haley – an outstanding recruiter and developer of talent – has logged 26 years as a full-time defensive coach, including three as defensive coordinator, and two as an assistant in the National Football League.
- ▼ Haley comes to Mizzou after spending the past two seasons at Texas, where he coached the Longhorn defensive line. This past season, Texas' defense led the Big 12 Conference in both quarterback sacks (3.42 per game) and tackles for loss (7.6 per game), while ranking 5th and 16th nationally in those categories, respectively. In 2015, Texas ranked fifth in the NCAA in sacks.



LB

ASSISTANT COACH BRIAN ODOM // OUTSIDE LBs

1st Season at Mizzou
Hometown: Ada, Okla.
Alma Mater: Southeastern Oklahoma, 2004

NOTABLES ON OLB COACH BRIAN ODOM

- ▼ Brian Odom, who is in his first season as outside linebackers coach for Mizzou, is actually in his second tour of duty with the Tigers. He began his career in athletics as an administrative and defensive graduate assistant coach on Gary Pinkel's staff in 2005. He comes to Mizzou from Washington State, where he was the defensive quality control assistant for the 2015 and 2016 seasons. At WSU, Brian was instrumental in the Cougars' defensive turnaround, working under Defensive Coordinator and former Mizzou assistant coach Alex Grinch.
- ▼ Prior to Washington State, Brian spent three years running the football strength and conditioning program at the University of Houston (2012-14), after spending seven years working with the football performance program at the University of Arizona (2005-11).



CO-DC

CO-DEFENSIVE COORDINATOR RYAN WALTERS // SECONDARY

3rd Season at Mizzou
Hometown: Los Angeles, Calif.
Alma Mater: Colorado, 2008

NOTABLES ON CO-DC RYAN WALTERS

- ▼ In his third year with the Mizzou coaching staff is Ryan Walters, who came to MU with Barry Odom in February of 2015 when Odom was announced as the defensive coordinator. When he was named Mizzou's head coach, Odom kept Walters on board to continue coaching the Tiger safeties. Thanks to his outstanding work on the field, as well as in recruiting circles, Odom named Walters Co-Defensive Coordinator prior to the 2016 season, and now in 2017, Walters will coach the entire secondary, as he brings the cornerbacks into his position room.
- ▼ Walters was a key factor in Mizzou's 2015 defense that finished in the top 10 nationally in total defense, scoring defense and pass defense. He also developed senior Ian Simon and sophomore Anthony Sherrills into two of the top safeties in the SEC in 2015.
- ▼ Walters, 31, came to Mizzou after spending the 2014 season as cornerbacks coach at Memphis, where he worked with Odom. At Memphis, the pair oversaw a defense that was among the most improved in the nation. Memphis went 10-3 in 2014, thanks in large part to its defense which ranked fifth nationally in points allowed (17.1 ppg) and 22nd in total defense (343.3 ypg) in the regular season.

STARTS BY POSITION

OFFENSE	'12	'13	'14	'15	'16	Tot.
LINEMEN						
Adams	—	—	RS	0	12	12
Howell	—	—	—	—	12	12
Pendleton	—	—	RS	0	12	12
Abeln	—	RS	0	3	6	9
Bailey	—	—	RS	0	9	9
Ploudre	—	RS	0	0	7	7
Dubinski	—	—	—	RS	2	2

RECEIVERS	'12	'13	'14	'15	'16	Tot.
Moore	—	—	0	12	10	22
Brown	—	—	0	12	0	12
Johnson	—	—	—	RS	9	9
Mason	—	—	—	—	8	8
Hall	—	—	—	—	7	7
Reese	—	RS	0	0	3	3
Blanton	—	—	RS	0	2	2
Dilosa	—	—	RS	1	0	1
Hanneke	—	0	0	0	1	1

QBs	'12	'13	'14	'15	'16	Tot.
Lock	—	—	—	8	12	20

TAILBACKS	'12	'13	'14	'15	'16	Tot.
Witter	—	—	0	1	10	11
Crockett	—	—	—	—	2	2

DEFENSE	'12	'13	'14	'15	'16	Tot.
LINEMEN						
Logan	—	RS	—	—	12	12
Frazier	—	0	0	3	5	8
Beckner	—	—	—	5	0	5
Harold	—	—	—	RS	2	2

LINEBACKERS	'12	'13	'14	'15	'16	Tot.
Burkett	—	RS	—	—	6	6
Beisel	—	RS	—	—	5	5
Lee	—	—	RS	0	4	4
Garrett	—	—	—	—	2	2
Warren	—	—	—	RS	1	1

SECONDARY	'12	'13	'14	'15	'16	Tot.
Sherrils	—	RS	0	12	7	19
Wilson	—	—	0	0	7	7
Hilton	—	—	—	0	6	6
Perkins	—	—	—	RS	3	3
Acy	—	—	—	—	1	1
Cheadle	—	—	0	0	1	1

CAREER PARTICIPATION

	Career	2017	2016	2015	2014	2013
	G-GS	G-GS	G-GS	G-GS	G-GS	G-GS
57 Alec Abeln	17-9	-	7-6	10-3	-	-
17 DeMarkus Acy	11-1	-	11-1	-	-	-
64 Paul Adams	15-12	-	12-12	3-0	-	-
45 Franklin Agbasimere	5-0	-	5-0	-	-	-
56 Samson Bailey	9-9	-	9-9	-	-	-
79 Terry Beckner, Jr.	17-5	-	7-0	10-5	-	-
38 Eric Beisel	37-5	-	11-5	12-0	13-0	RS
11 Kendall Blanton	20-2	-	11-2	8-0	-	-
2 Nate Brown	21-12	-	-	12-12	9-0	-
34 Joey Burkett	37-6	-	12-6	12-0	13-0	RS
28 Logan Cheadle	33-1	-	8-1	12-0	13-0	-
18 Dominic Collins	3-0	-	3-0	-	-	-
16 Damarea Crockett	11-2	-	11-2	-	-	-
67 Jonah Dubinski	7-2	-	7-2	-	-	-
26 Corey Fatony	24-0	-	12-0	12-0	-	-
17 Richaud Floyd	9-0	-	9-0	-	-	-
16 Marcel Frazier	24-8	-	12-5	12-3	-	-
47 Cale Garrett	12-2	-	12-2	-	-	-
62 Thomas Grossman	1-0	-	1-0	-	-	-
84 Emanuel Hall	22-6	-	11-6	11-0	-	-
24 Terez Hall	22-0	-	10-0	12-0	-	-
55 Jordan Harold	12-2	-	12-2	-	-	-
69 A.J. Harris	10-0	-	10-0	-	-	-
33 Cam Hilton	23-7	-	11-6	12-1	-	-
1 Anthony Hines	22-0	-	12-0	10-0	-	-
21 Christian Holmes	10-0	-	10-0	-	-	-
76 Tyler Howell	12-12	-	12-12	-	-	-
94 Tyrell Jacobs	1-0	-	1-0	-	-	-
12 Johnathon Johnson	12-8	-	12-8	-	-	-
15 Grant Jones	11-0	-	1-0	10-0	-	-
4 Brandon Lee	24-4	-	12-4	12-0	-	-
3 Drew Lock	24-20	-	12-12	12-8	-	-
75 A.J. Logan	27-12	-	12-12	12-0	3-0	RS
72 Kyle Mitchell	11-0	-	11-0	-	-	-
9 Dimetrious Mason	13-8	-	12-8	-	-	-
98 Tucker McCann	12-0	-	12-0	-	-	-
6 J'Mon Moore	37-22	-	12-10	12-12	13-0	RS
71 Kevin Pendleton	15-12	-	12-12	3-0	-	-
3 Ronnell Perkins	12-4	-	12-4	-	-	-
66 Adam Ploudre	12-7	-	12-7	-	-	-
10 Jason Reese	37-4	-	12-4	12-0	13-0	RS
61 Adam Roland	1-0	-	1-0	-	-	-
6 Tavon Ross	13-0	-	5-0	8-0	-	-
22 Anthony Sherrils	38-19	-	12-7	12-12	14-0	RS
75 Tre'Vour Simms	12-0	-	12-0	-	-	-
8 Justin Smith	3-0	-	3-0	-	-	-
28 Steven Spadarotto	1-0	-	1-0	-	-	-
31 Finis Stribling IV	15-0	-	9-0	6-0	-	-
46 Jacob Trump	5-0	-	5-0	-	-	-
49 Markel Utsey	6-0	-	6-0	-	-	-
2 T.J. Warren	12-1	-	12-1	-	-	-
8 Thomas Wilson	35-7	-	12-7	12-0	11-0	-
14 Ray Wingo	18-0	-	9-0	9-0	-	-
29 Ish Witter	36-10	-	12-10	12-1	12-0	-

MOST GAMES PLAYED

Anthony Sherrils	38
Eric Beisel	37
Joey Burkett	37
J'Mon Moore	37
Jason Reese	37
Ish Witter	36

CONSECUTIVE GAMES PLAYED STREAK

Anthony Sherrils	38
Joey Burkett	37
Eric Beisel	37
Jason Reese	37
Ish Witter	36

MOST STARTS

J'Mon Moore	22
Drew Lock	20
Anthony Sherrils	19

CONSECUTIVE STARTS

Drew Lock	20
-----------	----

MIZZOU

RUSHING

30 attempts _____ 31 - Ish Witter at Tennessee, 11/19/16
 25 attempts _____ 31 - Ish Witter at Tennessee, 11/19/16
 100 yards _____ 225 - Damarea Crockett at Tennessee, 11/19/16
 (same game) _____ 163 - Ish Witter at Tennessee, 11/19/16
 200 yards _____ 225 - Damarea Crockett at Tennessee, 11/19/16
 3 TDs _____ 4 - Damarea Crockett vs. Middle Tennessee, 10/22/16
 4 TDs _____ 4 - Damarea Crockett vs. Middle Tennessee, 10/22/16
 50+ yard rush _____ 68 - Russell Hansbrough vs. Indiana, 9/20/14
 75+ yard rush _____ 86 - Henry Josey at Kentucky, 11/9/13
 Two 100-yard performances _____ 225 - Damarea Crockett at Tennessee, 11/19/16
 (same game) _____ 163 - Ish Witter at Tennessee, 11/19/16
 Four consecutive 100-yard games _____ Henry Josey
 (same season) _____ 129 vs. Iowa State, 10/15/11
 _____ 138 vs. Oklahoma State, 10/22/11
 _____ 162 at Texas A&M, 10/29/11
 _____ 132 at Baylor, 11/5/11

PASSING

30-39 attempts _____ 37 - Drew Lock vs. Vanderbilt, 11/12/16
 40-49 attempts _____ 43 - Drew Lock at Tennessee, 11/19/16
 50 attempts _____ 51 - Drew Lock at West Virginia, 9/3/16
 30-39 completions _____ 32 - James Franklin at Indiana, 9/21/13
 300 yards _____ 320 - Drew Lock at Tennessee, 11/19/16
 400 yards _____ 402 - Drew Lock vs. Delaware State, 9/24/16
 75+ yard completion _____ 82 - Drew Lock to J'Mon Moore vs. Vanderbilt, 11/12/16
 Two QBS over 100 yards _____ Maty Mauk, 181; Drew Lock 138 vs. SEMO, 9/5/15
 3 TDs _____ 5 - Drew Lock vs. Delaware State, 9/24/16
 4 TDs _____ 5 - Drew Lock vs. Delaware State, 9/24/16
 5 TDs _____ 5 - Drew Lock vs. Delaware State, 9/24/16
 4 interceptions _____ Maty Mauk vs. Georgia, 10/11/14
 5 interceptions _____ Terry McMillan vs. Penn State, 1/1/70
 6 interceptions _____ Kent Kiefer vs. Miami (Fla), 9/23/89

RECEIVING

10+ receptions _____ 12 - Bud Sasser vs. Indiana, 9/20/14
 150 yards _____ 196 - J'Mon Moore vs. Georgia, 9/17/16
 200 yards _____ 233 - Danario Alexander vs. Kansas, 11/28/09
 75+ yard reception _____ 82 (TD) - J'Mon Morre vs. Vanderbilt, 11/12/16
 Two 100-yard performances _____ 125 (3) - Ray Wingo vs. Eastern Michigan, 9/10/16
 (same game) _____ 115 (5) - Johnathon Johnson, 9/10/16
 Three 100-yard performances _____ 172 (6) - Jeremy Maclin vs. Nevada, 9/13/08
 (same game) _____ 127 (6) - Chase Coffman vs. Nevada, 9/13/08
 _____ 100 (6) - Tommy Saunders vs. Nevada, 9/13/08
 3 TDs _____ J'Mon Moore vs. Delaware State, 9/24/16
 4 TDs _____ J'Mon Moore vs. Delaware State, 9/24/16

DEFENSIVE

15+ tackles _____ 17 - Kentrell Brothers at Georgia, 10/17/15
 3.0+ sacks _____ 3.0 - Michael Sam vs. Florida, 10/19/13
 3.0+ TFL _____ 3.0 - Eric Beisel, 10/29/16
 4.0+ TFL _____ 4.0 - Charles Harris vs. Georgia, 9/17/16

TOTAL OFFENSE (RUSHING & PASSING)

400+ yards _____ 402 - Drew Lock vs. Delaware State, 9/24/16
 300-399 yards _____ 385 - Drew Lock vs. Georgia, 9/17/16

FIELD GOALS

50 yards _____ 52, 50 - Andrew Baggett vs. Arkansas, 11/28/14
 4 FG made _____ 4 - Grant Ressel vs. Kansas, 11/28/09
 5 FG made _____ 5 - Andrew Baggett vs. Florida, 10/19/13
 6 FG attempted _____ 7 - Tom Whelihan vs. Oklahoma State, 11/16/85

TOUCHDOWN RETURNS (YARDAGE)

Kickoff _____ 96 - Marcus Murphy at Florida, 10/18/14
 Punt _____ 54 - Johnathon Johnson vs. Eastern Michigan, 9/10/16
 Interception _____ 19 - Aarion Penton vs. Vanderbilt, 11/12/16
 Fumble _____ 21 - Markus Golden at Florida, 10/18/14
 Blocked Field Goal _____ 70 - Carlos Posey vs. West Virginia, 12/26/98
 Blocked Punt _____ 41 - Aarion Penton vs. SEMO, 9/5/15

TEAM

Shut out opponent at Faurot Field _____ 79-0 vs. Delaware State, 9/24/16
 Shut out opponent on the road _____ 14-0 at Iowa State, 11/20/10
 Shut out opponents, back-to-back _____ 27-0 at Kansas State, 10/8/66
 _____ 7-0 vs. Oklahoma, 10/15/66
 Won in overtime _____ 51-48 (4 OT) at Tennessee, 11/10/12
 Blocked a punt _____ vs. Mississippi State (Kentrell Brothers), 11/5/15
 Block a field goal _____ at Toledo (Harold Brantley), 9/6/14
 Block a PAT _____ vs. UConn (Kentrell Brothers), 9/19/15
 Scored a safety _____ vs. UConn (Clarence Green blocked punt), 9/19/15
 Scored a 2-point conversion _____ vs. Tennessee (Drew Lock pass to Jason Reese), 11/21/15
 Game-winning field goal _____ 35 yards, Andrew Baggett at Tennessee, 11/10/12
 Scored 50 points _____ 79-0 win vs. Delaware State, 9/24/16
 Scored 60 points _____ 79-0 win vs. Delaware State, 9/24/16
 600 yards of total offense _____ 743 in a loss at Tennessee, 11/19/16
 700 yards of total offense _____ 743 in a loss at Tennessee, 11/19/16

OPPONENT

RUSHING

30+ attempts _____ 38 - Benny Snell, Kentucky, 10/29/16
 200 yards _____ 215 - I'Tavius Mathers, Middle Tennessee, 10/22/16
 300 yards _____ 304 - Tre Mason, Auburn, 12/7/13
 3 TDs _____ Derrius Guice (3) and Darrel Williams (3), LSU, 10/1/16
 4 TDs _____ Tre Mason, Auburn, 12/7/13
 Two 100-yard performances _____ Joshua Dobbs (190), John Kelly (101), at Tennessee, 11/19/16
 (same game)

PASSING

40-49 attempts _____ 41 - Brent Stockstill, 10/22/16
 50+ attempts _____ 55 - Jacob Eason, Georgia 9/17/16
 30-39 completions _____ 33 - Clint Chelf, Oklahoma State, 1/3/14
 40+ completions _____ 44 - Graham Harrell, Texas Tech, 10/20/07
 400 yards _____ 404 - Tyler Bray, Tennessee, 11/10/12
 500 yards _____ 510 - Kliff Kingsbury, Texas Tech, 10/19/02
 4 TDs _____ Brent Stockstill, Middle Tennessee, 10/22/16
 5 TDs _____ Juice Williams, Illinois, 8/30/08

RECEIVING

10+ receptions _____ 10 - Isaiah McKenzie, 9/17/16
 200+ yards _____ 244 - Alec Lemon, Syracuse, 11/17/12
 175-199 yards _____ 180 - Aaron Pflugrad, Arizona State, 9/9/11
 150-174 yards _____ 163 - Tevin Reese, Baylor, 11/5/11
 2 TDs _____ Jauan Jennings, at Tennessee, 11/19/16
 3 TDs _____ Ryan Broyles, Oklahoma, 9/24/11
 Two 100-yard performances _____ 115 - Fred Ross, Mississippi State, 11/5/15
 (same game) _____ 102 - De'Runnya Wilson - Mississippi State, 11/5/15

TOTAL OFFENSE (RUSHING & PASSING)

500 yards _____ 506 - Todd Reesing, Kansas, 11/28/09
 400 yards _____ 413 - Joshua Dobbs, at Tennessee, 11/19/16

FIELD GOALS

50+ yards _____ 52 - Cody Parkey, Auburn, 12/7/13
 4 FG made _____ 4 - Canon Rooker, Middle Tennessee, 10/22/16
 3 FG made _____ 4 - Canon Rooker, Middle Tennessee, 10/22/16

TOUCHDOWN RETURNS (YARDAGE)

Kickoff _____ 100 - Solomon Patton, Florida, 10/19/13
 Punt _____ 0 (In Endzone) - Malcolm Williams, Texas, 10/24/09
 Interception _____ 59 - Johnathon Kongbo, at Tennessee, 11/19/16
 Fumble _____ 12 - Curtis Lofton, Oklahoma, 10/13/07

TEAM

Shut out Mizzou at Faurot Field _____ 34-0 vs. Georgia, 10/11/14
 Shut out Mizzou on road _____ 66-0 at Kansas State, 11/20/99
 Scored 30-39 points _____ 35 - Kentucky, loss, 10/29/16
 Scored 40-49 points _____ 40, Florida, loss, 10/15/16
 Scored 50-59 points _____ 51 - Middle Tennessee, loss, 10/22/16
 Scored 60+ points _____ 63 - at Tennessee, loss, 11/19/16
 Scored safety _____ Vanderbilt, at Faurot, 10/6/12



SHOW ME

#TheZOU

- ▼ Opened in 1926
- ▼ Built for a cost of \$350,000
- ▼ Initial seating capacity was 25,000
- ▼ Named Memorial Stadium in honor of the 112 Mizzou graduates and students who died in World War I
- ▼ The Rock M overlooking the North endzone debuted in 1927, and was assembled by the freshman class
- ▼ Seating capacity is 71,168 in 2017
- ▼ MU all-time record at Memorial Stadium is 283-181-20 (60.5%)
- ▼ Field was named in 1972 after Hall of Fame Coach Don Faurot
- ▼ Approximately \$50 million of construction investment provided new amenities prior to 2014, including:
 - ▼ East side addition which added a new upper deck (called the Tiger Deck), which added 4,500 seats
 - ▼ A new club/lounge level (called the Columns Club) complete with outdoor loge seating and two suites
 - ▼ New lighting towers
 - ▼ Ribbon/message boards on both the east and west sides
 - ▼ Newly-created tailgating area beyond the southwest corner of the stadium called Truman's Terrace

MIZZOU AT MEMORIAL STADIUM

- ▼ **Record:** 283-181-20 (90 seasons)
- ▼ **Most Consecutive Winning Seasons:** 6, 1938-43
- ▼ **Most Games, Season:** 7, 1956 (3-3-1), 1981 (5-2), 1983 (5-2), 1985 (0-7), 1987 (4-3), 2006 (6-1), 2012 (3-4), 2013 (6-1), 2014 (5-2), 2016 (4-3)
- ▼ **Most Wins, Season:** 6, 2003 (6-0), 2006 (6-1), 2007 (6-0), 2010 (6-0), 2013 (6-1)
- ▼ **Most Losses, Season:** 7, 1985 (0-7)
- ▼ **Most Consecutive Wins:** 20, 1938-43
- ▼ **Longest Unbeaten Streak:** 20, 1938-43
- ▼ **Most Consecutive Losses:** 8, 1984-85
- ▼ **Undefeated Seasons:** 17, 1926 (3-0-2), 1927 (3-0), 1936 (4-0), 1939 (4-0), 1940 (4-0), 1941 (4-0), 1942 (4-0), 1945 (3-0), 1948 (4-0), 1960 (5-0), 1962 (4-0-1), 1969 (5-0), 1974 (5-0), 1982 (5-0-1), 2003 (6-0), 2007 (6-0), 2010 (6-0)
- ▼ **Winless Seasons:** 5, 1932 (0-3-1), 1934 (0-4), 1955 (0-5), 1985 (0-7), 1994 (0-6)
- ▼ **Record on Natural Grass (1926-84, 95-2002):** 198-119-17 (.618)
- ▼ **Record on Omniturf (1985-94):** 20-38-3 (.353)
- ▼ **Record on FieldTurf (2003-Present):** 64-21 (.753)



MIZZOU RECORD CROWDS

Home Games	Attendance	Opponent	Date
1.	75,298	Penn State	Oct. 4, 1980
2.	75,136	Texas	Sept. 29, 1979
3.	74,575	Nebraska	Nov. 3, 1979
4.	73,655	Alabama	Sept. 16, 1978
5.	72,348	Nebraska	Oct. 15, 1983
6.	72,333	Colorado	Oct. 18, 1980
7.	72,001	Nebraska	Oct. 24, 1981
8.	71,291	Oklahoma	Nov. 17, 1979
9.	71,168	Georgia	Oct. 11, 2014
	71,168	Arkansas	Nov. 28, 2014
SINCE 1995	Attendance	Opponent	Date
1.	71,168	Arkansas	Nov. 28, 2014
	71,168	Georgia	Oct. 11, 2014
3.	71,004	Alabama	Oct. 13, 2012
	71,004	Arizona State	Sept. 15, 2012
	71,004	Georgia	Sept. 8, 2012
	71,004	Iowa State	Oct. 15, 2011
	71,004	Oklahoma	Oct. 23, 2010
	71,004	Texas	Oct. 24, 2009
9.	70,767	Florida	Oct. 10, 2015
10.	70,079	UConn	Sept. 19, 2015

SCHEDULE

NOTES

PLAYER BIOS

COACHES

MISC.

ROSTER/
DEPTH



SHOW ME

THE \$98M FUTURE OF #TheZOU

▼ The University of Missouri Board of Curators unanimously voted on Aug. 25 to approve construction of Mizzou Athletics' \$98 million south end zone facility at Faurot Field/Memorial Stadium. This project will provide state-of-the-art training facilities for Mizzou Football, create additional premium seating opportunities and game-day enhancements for all Tiger fans to enjoy, and bring new jobs to Columbia.

▼ The Board of Curators' total approved project budget is \$98 million; to consist of campus infrastructure funds totaling \$800,000, long-term debt financing not to exceed \$57 million and private gifts covering the remainder of the project costs.

▼ The Tigers' new football operations area will include team and staff locker rooms, an enhanced sports medicine facility featuring a Hydrotherapy area with recovery pools, Hyroworx and lap pools, a weight room, nutrition oasis and equipment room, as well as team and position meeting rooms, and coaches offices. A grand lobby entrance at field level showcasing Mizzou's proud football tradition will greet visitors, and a recruiting lounge will allow the Tigers' staff to host recruits

- ▼ Since the athletics department received its first pledge toward the new facility last September, the generosity of 42 individuals, coupled with Sterk's visionary leadership, has generated more than \$50 million in pledges over the last 11 months to help this game-changing project come to fruition. Construction of the nearly 200,000-square foot facility, which includes more than 150,000 square feet of enclosed space, is expected to start in early 2018 with the demolition of the stadium's south end zone grandstands, and be completed ahead of the 2019 campaign.
- ▼ Memorial Stadium's capacity, currently listed at 71,168, will be around 65,000 when the largest capital project in Mizzou Athletics history is complete, according to school officials.
- ▼ Coach Odom: "Missouri is making a bold statement with today's announcement and I am confident that it not only will pay big dividends in recruiting, but it will help improve our game-day atmosphere throughout the stadium," he added. "I can't wait to get the shovels in the ground and get going. I am thankful to lead the Mizzou Football program and represent our University and State, and am pleased we have undertaken a project of this stature.



LUXURY SEATING

- ▼ 16 Suites
- ▼ 750-person field-level club
- ▼ 1,254-seat indoor club
- ▼ General seating area for 1,324 fans
- ▼ A full kitchen will also be constructed in the facility to service the new premium areas, and new video boards will further enhance the Mizzou game-day experience.
- ▼ AD Jim Sterk: "Our goal is to build one of college football's premier facilities for our student-athletes and coaches to utilize on a daily basis, and we are confident that we can achieve that within the project's budget and scope," he added. "When this facility is completed, not only will it be an incredible asset in recruiting, but our expectations are that it will enhance the game-day environment for our fans at Memorial Stadium, too."

2017 STARTING LINEUPS

OFFENSE TE LT LG C RG RT QB TB TE/WR WR WR

Missouri St.
South Carolina
Purdue
Auburn
Kentucky
Georgia
Idaho
UConn
Florida
Tennessee
Vanderbilt
Arkansas

DEFENSE DE DT DT DE LB LB LB FS SS CB CB

Missouri St.
South Carolina
Purdue
Auburn
Kentucky
Georgia
Idaho
UConn
Florida
Tennessee
Vanderbilt
Arkansas

2017 MIZZOU SCORING DRIVES

2017 SEASON HONORS

PAUL ADAMS // OL // JR

Preseason
All-SEC Second Team (Coaches)

TERRY BECKNER, JR. // DT // JR

Preseason
All-SEC Third Team (Coaches)

DAMAREA CROCKETT // RB // FR

Preseason
Doak Walker Award Watch List
Maxwell Award Watch List

COREY FATONY // P // JR

Preseason
Wuerffel Award Watch List
Ray Guy Award Watch List

MARCELL FRAZIER // DE // SR

Preseason
All-SEC Third Team (Coaches, AP)
Hendricks Award Watch List
Nagurski Award Watch List
Bednarik Award Watch List

DREW LOCK // QB // JR

Preseason
Manning Award Watch List

J'MON MOORE // WR // SR

Preseason
All-SEC Second Team (Coaches, AP)
Biletnikoff Award Watch List



ALEC ABELN // OL // SENIOR

Business

JOEY BURKETT // LB // SENIOR

Agribusiness Management

MARCELL FRAZIER // DE // SENIOR

Interdisciplinary Studies

J'MON MOORE // WR // SR

General Studies

ADAM PLOUDRE // OL // SR

Health Science

ANTHONY SHERRILES

Sociology

#	Name	Pos.	Ht.	Wt.	Yr.	Hometown	High School (Previous)
1	Anthony Hines**	S	6-1	195	Sr.	South San Francisco, Calif.	El Camino/Coll. of San Mateo
2	T.J. Warren*	LB	5-11	210	So.	Conyers, Ga.	Rockdale County
2	Micah Wilson	QB	6-3	215	RSFr.	Tulsa, Okla.	Lincoln Christian
3	Drew Lock**	QB	6-4	225	Jr.	Lee's Summit, Mo.	Lee's Summit
3	Ronnell Perkins*	S	6-0	205	So.	St. Louis, Mo.	University City
4	Brandon Lee**	LB	6-2	230	Jr.	Indianapolis, Ind.	Lawrence Central
4	Isaiah Miller	RB	5-11	195	Fr.	Baldwin, Fla.	Baldwin
5	Terry Beckner, Jr.**	DL	6-4	290	Jr.	East St. Louis, Ill.	East St. Louis
5	Taylor Powell	QB	6-2	195	Fr.	Fayetteville, Ark.	Fayetteville
6	J'Mon Moore***	WR	6-3	205	Sr.	Missouri City, Texas	Elkins
6	Tavon Ross**	LB	6-0	210	Jr.	Cochran, Ga.	Bleckley County
7	Nate Brown**	WR	6-3	210	Jr.	Suwanee, Ga.	North Gwinnett
7	Cam Hilton**	S	6-0	190	Jr.	St. Louis, Mo.	Webster Groves
8	Justin Smith	WR	6-7	210	So.	Dublin, Ga.	West Laurens
8	Thomas Wilson***	S	5-10	200	Sr.	Suwanee, Ga.	(Buford
9	Dimetrios Mason*	WR	6-0	185	So.	Loganville, Ga.	Grayson
9	Hayden Rymmer	QB	6-1	210	RSFr.	Wandermere, Fla.	First Academy
10	Tyree Gillespie	S	6-0	202	Fr.	Ocala, Fla.	Vanguard
10	Jason Reese***	TE	6-5	255	Sr.	Euless, Texas	Trinity
11	Kendall Blanton**	TE	6-6	265	Jr.	Blue Springs, Mo.	Blue Springs South
11	Jordan Ulmer	S	6-2	190	Fr.	Belleville, Mich.	Belleville
12	Johnathon Johnson*	WR	5-10	185	So.	Memphis, Tenn.	Melrose
12	Dominic Nelson	S	6-0	205	Jr.	Florissant, Mo.	Florissant
13	Rashad Brandon	DL	6-3	305	Jr.	Jersey City, N.J.	St. Anthony's/ASA College
13	Carrington Huddleston	DB	5-9	160	Fr.	Glenwood, Ala.	Glenwood
14	Adam Sparks	DB	6-0	163	Fr.	Baton Rouge, La.	(Dutchtown
14	Ray Wingo	WR	5-11	175	Jr.	St. Louis, Mo.	St. Louis University High
15	Grant Jones*	LB	6-3	225	Jr.	Columbia, Mo.	(Hickman
16	Damarea Crockett*	RB	5-11	225	So.	Little Rock, Ark.	Christian
16	Marcell Frazier**	DL	6-5	265	Sr.	Portland, Ore.	Douglas/College of Siskiyous
17	DeMarkus Acy*	DB	6-2	195	So.	Dallas, Texas	Wilmer-Hutchins
17	Richaud Floyd*	WR	5-11	185	So.	Gulfport, Miss.	Gulfport
18	Joshuah Bledsoe	S	6-0	190	Fr.	Houston, Texas	Dekaney
18	Dominic Collins	WR	6-2	180	Sr.	Fullerton, Calif.	El Toro/Saddleback CC
19	Jack Lowary	QB	6-4	215	So.	Huntington Beach, Calif.	Mater Dei/Long Beach CC
19	Tucker McCann*	PK	6-0	205	So.	O'Fallon, Ill.	O'Fallon
19	Terry Petry**	DB	6-1	160	Fr.	Missouri City, Texas	Ridge Point
20	Myles Eaddy	DL	6-0	230	RSFr.	Plantation, Fla.	American Heritage
20	Kaleb Prewett	S	6-1	210	Jr.	Blue Springs, Mo.	Blue Springs/Kansas State
21	Christian Holmes*	DB	6-1	195	So.	Atlanta, Ga.	McNair
21	Ish Witter***	RB	5-10	195	Sr.	Tampa, Fla.	Alonso
22	Dawson Downing	RB	6-0	225	RSFr.	Mission, Kan.	Bishop Miege
22	Anthony Sherrills***	S	6-0	205	Sr.	Kansas City, Mo.	Hogan Prep
24	Terez Hall**	LB	6-2	230	Jr.	Lithonia, Ga.	King
24	Cameron Rivers	WR	6-4	195	Sr.	St. Louis, Mo.	McCluer North/Missouri Valley
25	Jamal Brooks	LB	6-1	227	Fr.	Bessemer, Ala.	Bessemer City
26	Corey Fatony**	P	5-11	205	Jr.	Franklin, Tenn.	Franklin
28	Logan Cheadle***	DB	5-10	180	Sr.	Lee's Summit, Mo.	West
28	Steven Spadarotto	WR	6-2	185	Jr.	Santa Maria, Calif.	Righetti
29	Nate Anderson	DL	6-4	250	Jr.	Roswell, N.M.	Prattville [Ala.] HS/N.M. Military Inst
29	Nate Strong	RB	6-0	210	Jr.	East St. Louis, Ill.	East St. Louis/Hinds CC
30	Barrett Banister	WR	6-0	175	Fr.	Fayetteville, Ark.	Fayetteville
30	Ryan Dalley	S	6-1	190	So.	Mundelein, Ill.	Carmel Catholic
31	Finis Stribling IV**	S	5-11	190	Jr.	Thompson's Station, Tenn.	Independence
32	Zion Sales	DB	5-10	180	Fr.	Southlake, Texas	Southlake
33	Jerod Alton	DB	5-10	180	RSFr.	Kirkwood, Mo.	Kirkwood
33	Larry Rountree III	RB	5-10	183	Fr.	Raleigh, N.C.	Millbrook
34	Joey Burkett***	LB	6-2	225	Sr.	Jefferson City, Mo.	Jefferson City
36	Daniel Ellinger	WR	6-4	210	RSFr.	Jefferson City, Mo.	Jefferson City
38	Eric Beisel***	LB	6-3	240	Sr.	Fenton, Mo.	Rockwood Summit
39	Chris Turner	DL	6-4	225	Fr.	Hammond, La.	Hammond
40	Aubrey Miller, Jr.	LB	6-2	210	Fr.	Memphis, Tenn.	Whitehaven
41	Chance May	LB	6-1	230	Fr.	Kansas City, Mo.	Rockhurst
43	Jerney Jones	RB	5-10	190	RSFr.	Republic, Mo.	Republic
45	Franklin Agbasimere	DL	6-2	245	So.	Lagos, Nigeria	Montverde [Fla.] Academy
45	Ezra Vaofifi	RB	5-11	220	Fr.	Independence, Mo.	Fort Osage
46	Jacob Trump	LB	6-3	225	Jr.	Kahoka, Mo.	Clark County
47	Cale Garrett*	LB	6-3	240	So.	Kearney, Mo.	Kearney
48	Roderick Winters	LB	5-11	240	Jr.	Arlington, Texas	Bowie
49	Alec Pierce	LB	6-1	210	Fr.	Visalia, Calif.	El Diamante
50	Hyrin Morrison-White	OL	6-6	300	Fr.	DeSoto, Texas	DeSoto
51	Drew Wise	LS	6-2	235	Fr.	Lawrence, Kan.	(Free State
52	Jairan Parker	LB	6-0	220	Fr.	Houston, Texas	St. Thomas
53	Joe Hoy	LB	6-1	230	So.	Wauconda, Ill.	Carmel Catholic
54	Joe Britton	LB	6-1	220	Fr.	Rogers, Ark.	Bentonville
55	Trystan Castillo	OL	6-4	320	RSFr.	Webb City, Mo.	Webb City

ALPHABETICAL

No.	Name	Pos.
57	Alec Abeln	OL
17	DeMarkus Acy	DB
77	Paul Adams	OL
45	Franklin Agbasimere	DL
33	Jerod Alton	DB
29	Nate Anderson	DL
56	Samson Bailey	OL
30	Barrett Banister	WR
82	Kentrell Barber	WR
92	Nick Bartolotta	PK
85	Adam Bax	TE
5	Terry Beckner, Jr.	DL
38	Eric Beisel	LB
11	Kendall Blanton	TE
18	Joshuah Bledsoe	S
79	Larry Borom	OL
13	Rashad Brandon	DL
54	Joe Britton	LB
25	Jamal Brooks	LB
7	Nate Brown	WR
34	Joey Burkett	LB
97	Akial Byers	DL
93	Andrew Carr	PK
55	Trystan Castillo	OL
28	Logan Cheadle	DB
88	Logan Christopherson	TE
78	Pompey Coleman	OL
18	Dominic Collins	WR
59	Case Cook	OL
16	Damarea Crockett	RB
30	Ryan Dalley	S
91	Dominic DiMaccio	PK
22	Dawson Downing	RB
67	Jonah Dubinski	OL
70	Yasir Durant	OL
20	Myles Eaddy	DL
36	Daniel Ellinger	WR
95	Jordan Elliott	DL
26	Corey Fatony	P
17	Richaud Floyd	WR
16	Marcell Frazier	DL
47	Cale Garrett	LB
10	Tyree Gillespie	S
62	Thomas Grossman	OL
84	Emanuel Hall	WR
24	Jordan Harold	DL
55	A.J. Harris	OL
69	Cam Hilton	S
7	Anthony Hines	S
21	Christian Holmes	DB
76	Tyler Howell	OL
53	Joe Hoy	LB
13	Carrington Huddleston	DB
94	Tyrell Jacobs	DL
91	George Jochens	LB
12	Johnathon Johnson	WR
15	Grant Jones	LB
43	Jerney Jones	RB
92	Macaulay Keevins	RB
90	Sean Koetting	PK
4	Brandon Lee	LB
3	Drew Lock	QB
96	A.J. Logan	QB
19	Jack Lowary	QB
9	Dimetrios Mason	WR
41	Chance May	LB
19	Tucker McCann	PK
80	Carson McCarty	WR
4	Isaiah Miller	RB
70	Aubrey Miller, Jr.	LB
42	Kyle Mitchell	OL
6	J'Mon Moore	WR

55	Jordan Harold*	DL	6-2	265	Sr.	St. Louis, Mo.	McCluer North
56	Samson Bailey**	OL	6-5	295	Jr.	Lamar, Mo.	Lamar
57	Alec Abeln**	OL	6-3	305	Sr.	St. Louis, Mo.	University HS
58	Noah Robinson	LB	6-4	240	Sr.	Worcester, Mass.	Dougherty/Atlanta Prep/Memphis
59	Case Cook	OL	6-5	290	Fr.	Carrollton, Ga.	Carrollton
61	Adam Roland	DL	6-3	320	Jr.	St. Louis, Mo.	Oakville
62	Thomas Grossman	OL	6-3	275	Jr.	Philadelphia, Pa.	Chaminade
66	Adam Ploudre*	OL	6-4	320	Sr.	Ballwin, Mo.	Marquette HS
67	Jonah Dubinski	OL	6-2	295	So.	Columbia, Mo.	Rock Bridge
69	A.J. Harris*	OL	6-4	305	So.	Stilwell, Kan.	Blue Valley
70	Yasir Durant	OL	6-7	340	So.	Philadelphia, Pa.	Imhotep/Arizona Western CC
71	Kevin Pendleton**	OL	6-4	335	Jr.	Lee's Summit, Mo.	West
72	Kyle Mitchell*	OL	6-5	325	Sr.	Fair Oaks, Calif.	Del Campo/American River College
72	Caleb Sampson	DT	6-4	285	Fr.	Covington, La.	Northlake Christian
75	Tre'Vour Simms*	OL	6-5	355	So.	East St. Louis, Ill.	East St. Louis
76	Tyler Howell*	OL	6-8	330	Sr.	Bonner Springs, Kan.	Bonner Springs/Butler CC
77	Paul Adams*	OL	6-6	315	Jr.	Nashville, Tenn.	Christ Presbyterian
78	Pompey Coleman	OL	6-5	300	Fr.	Indianapolis, Ind.	Ben Davis
78	Kobie Whiteside	DL	6-1	304	Fr.	Houston, Texas	Alief Taylor
79	Larry Borom	OL	6-6	338	Fr.	Bloomfield Hills, Mich.	Brother Rice
80	Carson McCarty	WR	5-11	180	Fr.	Columbia, Mo.	Tolton
81	Albert Okwuegbunam	TE	6-5	260	RSFr.	Springfield, Ill.	Sacred Heart Griffin
81	Harley Whitehouse	LS	6-0	225	So.	St. Louis, Mo.	Parkway Central
82	Kentrell Barber	WR	5-11	175	Fr.	Atlanta, Ga.	Carver
84	Emanuel Hall**	WR	6-3	200	Jr.	Franklin, Tenn.	Centennial
85	Adam Bax	TE	6-5	245	RSFr.	Jefferson City, Mo.	Helias/Central Missouri
86	James Workman	LS	6-0	225	So.	Renton, Wash.	Liberty/San Jose State
88	Logan Christopherson	TE	6-6	220	Fr.	Lemont, Ill.	Lemont
88	Chris Williams	DL	6-3	250	So.	Columbia, Mo.	Rock Bridge
89	Brendan Scales	TE	6-4	240	RSFr.	Wildwood, Mo.	Lafayette
90	Sean Koetting	PK	6-3	195	Fr.	Columbia, Mo.	Rock Bridge
90	Markell Utsey	DL	6-4	310	So.	Little Rock, Ark.	Parkview
91	Dominic DiMaccio	PK	5-9	160	Fr.	Powell, Ohio	St. Francis De Sales
91	George Jochens	LB	6-2	245	So.	St. Louis, Mo.	Priory/Dayton
92	Nick Bartolotta	PK	5-6	185	Sr.	St. Louis, Mo.	Fox/Kansas
92	Macaulay Keevins	DL	6-2	220	RSFr.	Columbia, Mo.	Hickman
93	Andrew Carr	PK	6-1	185	Jr.	Cameron, Mo.	Cameron
93	Tre Williams	DL	6-5	265	RSFr.	Columbia, Mo.	Rock Bridge
94	Tyrell Jacobs	DL	6-4	280	So.	Kenner, La.	Rummel
95	Jordan Elliott	DL	6-4	320	So.	Missouri City, Texas	Westside/Texas
96	A.J. Logan**	DL	6-2	325	Sr.	Columbia, Mo.	Rock Bridge
97	Akial Byers	DL	6-4	260	Fr.	Fayetteville, Ark.	Fayetteville
99	Walter Palmore	DL	6-4	300	Jr.	Columbus, Ga.	Hardaway HS/Eastern Arizona

* - denotes letters earned

ALPHABETICAL

50	Hyrin Morrison-White	OL
12	Dominic Nelson	S
81	Albert Okwuegbunam	TE
99	Walter Palmore	DL
52	Jairan Parker	LB
71	Kevin Pendleton	OL
3	Ronnell Perkins	S
19	Terry Petry	DB
49	Alec Pierce	LB
66	Adam Ploudre	OL
5	Taylor Powell	QB
20	Kaleb Prewett	S
10	Jason Reese	TE
24	Cameron Rivers	WR
58	Noah Robinson	LB
61	Adam Roland	DL
6	Tavon Ross	LB
34	Larry Rountree III	RB
9	Hayden Rymer	QB
32	Zion Sales	DB
72	Caleb Sampson	DT
89	Brendan Scales	TE
22	Anthony Sherrills	S
75	Tre'Vour Simms	OL
8	Justin Smith	WR
28	Steven Spadarotto	WR
14	Adam Sparks	DB
31	Finis Stribling IV	S
29	Nate Strong	RB
46	Jacob Trump	LB
39	Chris Turner	DL
11	Jordan Ulmer	S
90	Markell Utsey	DL
45	Ezra Vaoifi	RB
2	T.J. Warren	LB
81	Harley Whitehouse	LS
78	Kobie Whiteside	DL
88	Chris Williams	DL
93	Tre Williams	DL
2	Micah Wilson	QB
8	Thomas Wilson	S
14	Ray Wingo	WR
48	Roderick Winters	LB
51	Drew Wise	LS
21	IshWitter	RB
86	James Workman	LS



PRO-NUN-SEE-AY-SHUN GUIDE

PLAYERS	PLAY - urz
Alec ABELN..... ABE - linn
Franklin AGBASIMERE..... ag - BAZZ - uh - meer
JEROD ALTON..... juh-ROD all-TUN
Nick BARTOLOTTA..... BAR-tuh-LOW-tuh
Eric BEISEL..... BUY - zul
Joey BURKETT..... BURK - it
AKIAL Byers..... UH-keel
Trystan CASTILLO..... CASS-tee-oh
Logan CHEADLE..... CHEE - dull
POMPEY Coleman..... POM-pee
DAMAREA Crockett..... DUH-marr-ee-aye
YASIR DURANT..... Yah-SEER DUR-ant
Cory FATONY..... fuh - TOE - nee
RICHAUD Floyd..... rish - ODD
DIMETRIOUS Mason..... DUH-mee-TREE-us
J'MON Moore..... JAY - mon
Albert OKWUEGBUNAM..... OH-kwu-AYE-boo-NAM
RONNELL Perkins..... ron - NELL

PLAYERS	PLAY - urz
Adam PLOUDRE..... PLUE - dray
TAVON Ross..... TAY - von
TRE'VOUR Simms..... TRAY-vore
Steven SPADARATTO..... SPA-duh-ROD-Oh
FINIS STRIBLING..... FINE - iss / STRIH - bling
Markell UTSEY..... UH-t-see
EZRA VAOFI..... EZ-ruh VAY-oh-FEE
COACHES	KOE - chuz
Barry ODOM..... OWE - dum
Brian ODOM..... OWE-dum
DEMONTIE Cross..... duh-MONTY
Josh HEUPEL..... HIGH-pull
Glen ELARBEE..... ELL-ur-bee

STADIUM	STAY-dee-um
Faurot..... FUH-roe

Quarterback

3 Drew Lock**	6-4	225	Jr.	Lee's Summit, Mo. (Lee's Summit)	SEC's top returning passer from a year ago; ranks 8 th on Mizzou's career passing list
19 Jack Lowary	-OR- 6-4	215	So.	Huntington Beach, Calif. (Mater Dei/Long Beach CC)	Junior college transfer who throws a great deep ball
2 Micah Wilson	6-3	215	RSFr.	Tulsa, Okla. (Lincoln Christian)	Dual-threat QB whose father played at Mizzou and was a captain in 1988

Running Back

16 Damarea Crockett*	5-11	225	So.	Little Rock, Ark. (Christian)	Ran for a Mizzou FR record 1,062 yards last year and led all freshmen nationally in yards per game/carry
21 Ish Witter***	5-10	195	Sr.	Tampa, Fla. (Alonso)	Four-year contributor at running back who ran for 750 yards; coaches love his physicality and pass protection

Wide Receiver

6 J'Mon Moore***	6-3	205	RSSr.	Missouri City, Texas (Elkins)	SEC's top returning pass catcher with 1,012 yards last year; Preseason Second-Team All-SEC honoree
18 Dominic Collins*	6-2	185	Sr.	Lake Forest, Calif. (El Toro)	Long, athletic wideout who gives plenty of quality depth at the position; great straight-line speed

Wide Receiver

9 Dimetrios Mason*	6-0	185	So.	Loganville, Ga. (Grayson)	2016 SEC All-Freshman Team; set Mizzou true freshman record for catches (47) and yards (587)
84 Emanuel Hall**	6-3	200	Jr.	Franklin, Tenn. (Centennial)	Hauled in 19 catches for 307 yards and two TDs last season; ability to make highlight reel catches

Slot Receiver

12 Johnathon Johnson*	5-10	185	RSSo.	Memphis, Tenn. (Melrose)	Big-play threat who has emerged as a leader in the WR room; 2016 SEC All-Freshman Team honoree
17 Richaud Floyd*	5-11	190	RSSo.	Gulfport, Miss. (Gulfport)	Had a great camp and emerged as a guy who can make chain-moving, possession catches

Left Tackle

76 Tyler Howell*	6-8	330	Sr.	Bonner Springs, Kan. (Bonner Springs)	Massive LT whose body and frame alone should carry him to the next level; Great in protection
70 Yasir Durant	6-7	340	So.	Philadelphia, Pa. (Imhotep/Arizona Western)	Quality junior college transfer who gives Mizzou great depth at LT

Left Guard

71 Kevin Pendleton**	6-4	330	RSJr.	Lee's Summit, Mo. (Lee's Summit West)	Looked at as a leader along the O-Line; started every game at LG a year ago
66 Adam Ploudre*	6-4	315	RSSr.	Ballwin, Mo. (Marquette)	Earned team's courage award after earning a starting role despite suffering gruesome broken leg in high school

Center

55 Trystan Castillo	6-4	315	RSFr.	Webb City, Mo. (Webb City)	Atop the depth chart for the first time; won the job during fall camp after taking a redshirt last year
67 Jonah Dubinski*	6-2	295	RSSo.	Columbia, Mo. (Rock Bridge)	Former walk-on who earned a scholarship during fall camp; started two games at C last year

Right Guard

75 Tre'Vour Simms*	6-5	340	So.	East St. Louis, Ill. (East St. Louis)	Earned playing time on FG protection a year ago but clamped down on starting RG role during fall camp
69 A.J. Harris*	6-4	310	RSSo.	Stilwell, Kan. (Blue Valley)	Stood out on FG protection unit a year ago; provides quality depth at the position

Right Tackle

77 Paul Adams*	6-6	315	RSJr.	Nashville, Tenn. (Christ Presbyterian)	Preseason Second-Team All-SEC honoree; One of the nation's top pass protectors a year ago
56 Samson Bailey*	6-4	295	RSJr.	Lamar, Mo. (Lamar)	Starting center a year ago who transitioned to tackle this season; provides veteran leadership

Tight End

10 Jason Reese***	6-5	250	RSSr.	Euleless, Texas (Trinity)	Veteran TE who is crazy athletic and gives the Tigers a great pass catching TE who excels in blocking as well
81 Albert Okwuegbunam	-OR- 6-5	260	RSFr.	Springfield, Ill. (Springfield)	Highly-skilled young TE with tremendous upside; coaching staff loves his pass catching ability
11 Kendall Blanton**	6-6	260	RSJr.	Blue Springs, Mo. (Blue Springs South)	Big-bodied athlete who led Mizzou TEs with three TD grabs in 2016; Father was an NFL LB

Kicker

19 Tucker McCann*	6-0	205	So.	O'Fallon, Ill. (O'Fallon)	Second-year kicker who has a huge leg; will look to improve accuracy in his second year
-------------------	-----	-----	-----	---------------------------	---

Defensive End

55 Jordan Harold*	6-2	255	RSSr.	St. Louis, Mo. (McCluer North)	Former Division II player, walk-on who has earned a starting spot and is a team captain in 2017
29 Nate Anderson	6-0	265	Jr.	Roswell, N.M. (Pratville, Ala./NM Military Institute)	Athletic junior college transfer who gives Mizzou another dynamic edge rusher

Defensive Tackle

5 Terry Beckner, Jr.**	6-4	305	Jr.	East St. Louis, Ill. (East St. Louis)	NFL-type DT who is recovering from a knee injury; Preseason All-SEC Second Team
13 Rashad Brandon	6-3	300	RSJr.	Jersey City, N.J. (St. Anthony's/ASA Academy)	Strong junior college transfer who was one of the team's stars during the spring
99 Walter Palmore	6-4	320	Jr.	Columbus, Ga. (Hardaway/Eastern Arizona)	Big-time junior college prospect who gives Mizzou great size and athleticism on the D-line

Nose Tackle

90 Markell Utsey*	6-4	305	So.	Little Rock, Ark. (Parkview)	Had a great freshman season before tearing his ACL late in the year; back and fully healthy this year
96 A.J. Logan**	6-2	330	RSSr.	Columbia, Mo. (Rock Bridge)	Local standout who started all 12 games a year ago and is a run stuffer and creates havoc in the backfield
78 Kobie Whiteside	6-1	300	Fr.	Houston, Texas (Aliief Taylor)	Praised for his incredibly strong lower half; shot up the depth chart during fall camp; speaks hebrew

Defensive End

16 Marcell Frazier**	6-5	265	RSSr.	Portland, Ore. (Douglas/College of the Siskiyous)	Preseason Second-Team All-SEC honoree; 7.5 TFLs over last three games last year
39 Chris Turner	6-4	250	Fr.	Hammond, La. (Hammond)	True freshman who has drawn comparisons to former Mizzou DE Shane Ray

Weakside Linebacker

24 Terez Hall*	-OR- 6-2	230	Jr.	Lithinia, Ga. (King)	Will be in his first year as a full-time starter; great speed allows him to play all over the field
34 Joey Burkett***	6-2	230	RSSr.	Jefferson City, Mo. (Jefferson City)	Veteran linebacker who should see plenty of reps while also starring on special teams

Middle Linebacker

47 Cale Garrett*	-OR- 6-3	225	So.	Kearney, Mo. (Kearney)	Incredible instincts and plays aggressive; saw plenty of action last season and enters the year atop the depth
38 Eric Beisel***	6-3	245	RSSr.	Fenton, Mo. (Rockwood Summit)	Dynamic MLB who had 44 tackles a year ago with 40 of those coming over the final five games

SAM Linebacker

20 Kaleb Prewett	-OR- 6-1	210	RSJr.	Blue Springs, Mo. (Blue Springs/Kansas St.)	Great athlete who will play the hybrid linebacker/nickleback spot; Transfer from K-State
4 Brandon Lee**	6-2	225	RSJr.	Indianapolis, Ind. (Lawrence Central)	Veteran linebacker who earned a starting position late in 2016 and looks to contribute again

Cornerback

28 Logan Cheadle**	5-10	185	Sr.	Lee's Summit, Mo. (Lee's Summit West)	First year as a starter; 10 tackles, 1 INT last year; Cousins with Hollywood actor Don Cheadle
14 Adam Sparks	6-0	175	Fr.	Baton Rouge, La. (Dutchtown)	Impressed the coaching staff during fall camp; small guy who is not afraid to mix it up physically
1 Anthony Hines**	-OR- 6-1	200	Sr.	South San Francisco, Calif. (El Camino/San Mateo)	Junior college prospect who can play all over the secondary during his senior year

Cornerback

17 DeMarkus Acy*	6-2	195	So.	Dallas, Texas (Wilmer-Hutchins)	Tall corner who plays physical; earned playing time as a FR and will be looked upon to take next step
31 Finis Stribling IV*	5-11	195	RSJr.	Thompson's Station, Tenn. (Independence)	Should see plenty of time as a junior' Physics major who wants to be a college professor

Strong Safety

22 Anthony Sherrills***	6-0	200	RSSr.	Kansas City, Mo. (Hogan Prep)	Mizzou's most experienced defender who leads defense in career games played and starts
3 Ronnell Perkins*	6-0	200	RSSo.	St. Louis, Mo. (University City)	2016 All-SEC Freshman Team after making 43 tackles and 3.5 TFLs a year ago

Free Safety

11 Jordan Ulmer	6-2	195	Fr.	Belleville, Mich. (Belleville)	Athletic true freshman who impressed so much in camp he earned the top of the depth chart; great instincts
7 Cam Hilton**	6-0	185	Jr.	St. Louis, Mo. (Webster Groves)	Athletic safety who has great upside and ball skills; also played WR for Mizzou as a true freshman

Punter

26 Corey Fatony	5-11	205	Jr.	Franklin, Tenn. (Franklin)	Ray Guy Watch List; helped Mizzou rank 13 th in net punting last year; one of nation's top punters
-----------------	------	-----	-----	----------------------------	---

Long Snapper

86 James Workman	6-0	215	So.	Renton, Wash. (Liberty)	Long snapping specialist who is a program newcomer, joined the Tigers as a transfer for the 2017 winter
51 Drew Wise	6-2	235	Fr.	Lawrence, Kan. (Free State)	Long snapping specialist that created a healthy competition at the spot during fall camp



2016 Mizzou Tiger Football
 Mizzou Tigers Combined Team Statistics (as of Nov 26, 2016)
 All games



Date	Opponent	Score	Att.
Sep 3, 2016	at West Virginia	L 11-26	60125
Sep 10, 2016	EASTERN MICHIGAN	W 61-21	51192
* Sep 17, 2016	#13 GEORGIA	L 27-28	57098
Sep 23, 2016	DELAWARE STATE	W 79-0	53472
* Oct 01, 2016	at LSU	L 7-42	102071
* Oct 15, 2016	at #18 Florida	L 14-40	88825
Oct 22, 2016	MIDDLE TENNESSEE	L 45-51	52351
* Oct 29, 2016	KENTUCKY	L 21-35	50234
* Nov 05, 2016	at South Carolina	L 21-31	73817
* Nov 12, 2016	VANDERBILT	W 26-17	50261
* Nov 19, 2016	at Tennessee	L 37-63	101012
* Nov 25, 2016	ARKANSAS	W 28-24	51043

Record:	Overall	Home	Away	Neutral
All games	4-8	4-3	0-5	0-0
Conference	2-6	2-2	0-4	0-0
Non-Conference	2-2	2-1	0-1	0-0

Team Statistics	MU	OPP
FIRST DOWNS	292	273
Rushing	144	120
Passing	130	133
Penalty	18	20
RUSHING YARDAGE	2461	2794
Rushing Attempts	500	531
Average Per Rush	4.9	5.3
Average Per Game	205.1	232.8
TDs Rushing	24	28
PASSING YARDAGE	3545	2962
Comp-Att-Int	249-448-10	241-418-15
Average Per Pass	7.9	7.1
Average Per Catch	14.2	12.3
Average Per Game	295.4	246.8
TDs Passing	25	17
TOTAL OFFENSE	6006	5756
Average Per Play	6.3	6.1
Average Per Game	500.5	479.7
KICK RETURNS: #-Yards	43-811	21-541
PUNT RETURNS: #-Yards	26-293	20-111
INT RETURNS: #-Yards	15-170	10-227
FUMBLES-LOST	28-13	7-5
PENALTIES-Yards	80-685	75-596
PUNTS-AVG	66-43.8	67-40.5
TIME OF POSSESSION/Game	24:18	36:07
3RD-DOWN Conversions	83/193	86/194
4TH-DOWN Conversions	13/24	5/12

Rushing	gp-gs	att	gain	loss	net	avg	td	lg	avg/g
Crockett, Damarea	11-2	153	1076	14	1062	6.9	10	39	96.5
Witter, Ish	12-10	162	761	11	750	4.6	6	25	62.5
Zanders, Marvin	8-0	35	211	13	198	5.7	2	31	24.8
Strong, Nate	6-0	32	149	12	137	4.3	2	23	22.8
Lock, Drew	12-12	52	219	96	123	2.4	1	24	10.2
Johnson, Johnathon	12-10	4	115	1	114	28.5	0	82	9.5
Ross, Alex	10-0	24	76	5	71	3.0	0	10	7.1
Williams, Ryan	1-0	9	51	0	51	5.7	0	12	51.0
Mason, Dimetrios	12-8	2	29	0	29	14.5	0	20	2.4
Augusta, Josh	12-0	10	15	0	15	1.5	2	3	1.2
Sherrills, Anthony	12-7	1	14	0	14	14.0	0	14	1.2
Floyd, Richaud	9-0	1	5	0	5	5.0	0	5	0.6
Moore, J'Mon	12-10	0	0	0	0	0.0	1	0	0.0
Total	12	500	2721	260	2461	4.9	24	82	205.1
Opponents	12	531	3094	300	2794	5.3	28	71	232.8

Passing	gp-gs	effc	comp-att-int	pct	yds	td	lg	avg/g
Lock, Drew	12-12	133.28	237-434-10	54.6	3399	23	87	283.2
Zanders, Marvin	8-0	190.63	10-12-0	83.3	114	1	34	14.2
Laurent, Eric	12-0	606.40	1-1-0	100.0	21	1	21	1.8
Fatony, Corey	12-0	192.40	1-1-0	100.0	11	0	11	0.9
Total	12	136.00	249-448-10	55.6	3545	25	87	295.4
Opponents	12	123.42	241-418-15	57.7	2962	17	66	246.8

Receiving	gp-gs	no.	yds	avg	td	lg	avg/g
Moore, J'Mon	12-10	62	1012	16.3	8	82	84.3
Mason, Dimetrios	12-8	47	587	12.5	3	57	48.9
Johnson, Johnathon	12-10	24	435	18.1	2	87	36.2
Culkin, Sean	10-7	24	282	11.8	0	25	28.2
Hall, Emanuel	12-6	19	307	16.2	2	49	25.6
Black, Chris	12-0	17	257	15.1	1	33	21.4
Blanton, Kendall	12-2	16	161	10.1	3	22	13.4
Reese, Jason	11-4	8	97	12.1	2	24	8.8
Witter, Ish	12-10	7	50	7.1	0	19	4.2
Wingo, Ray	7-0	5	143	28.6	2	68	20.4
Crockett, Damarea	11-2	5	14	2.8	0	9	1.3
Floyd, Richaud	9-0	4	94	23.5	0	37	10.4
Hanneke, Tyler	12-1	2	26	13.0	0	16	2.2
Dilosa, Keyon	3-0	2	7	3.5	0	5	2.3
Collins, Dominic	3-0	1	22	22.0	0	22	7.3
Total	12	249	3545	14.2	25	87	295.4
Opponents	12	241	2962	12.3	17	66	246.8

Field Goals	fg	pct.	01-19	20-29	30-39	40-49	50-99	lg	blk
McCann, Tucker	6-12	50.0	0-0	3-6	2-3	1-2	0-1	46	0
Adams, Turner	0-1	0.0	0-0	0-0	0-0	0-1	0-0	0	0

Interceptions	no.	yds	avg	td	lg
Penton, Aarion	5	82	16.4	1	63
Gibson, John	3	20	6.7	0	18
Burkett, Joey	2	9	4.5	1	8
Sherrills, Anthony	1	-4	-4.0	0	0
Garrett, Cale	1	4	4.0	0	4
Cheadle, Logan	1	13	13.0	0	13
Scherer, Michael	1	19	19.0	0	19
Hilton, Cam	1	27	27.0	0	27

Punting	no.	yds	avg	lg	tb	fc	i20	50+	blk
Fatony, Corey	66	2894	43.8	60	6	15	25	17	0

Punt Returns	no.	yds	avg	td	lg
Johnson, Johnathon	14	196	14.0	1	63
Black, Chris	12	97	8.1	0	51
Total	26	293	11.3	1	63
Opponents	20	111	5.6	0	17

Kick Returns	no.	yds	avg	td	lg
Ross, Alex	24	509	21.2	0	30
Johnson, Johnathon	10	171	17.1	0	36
Crockett, Damarea	6	106	17.7	0	24
Hanneke, Tyler	1	8	8.0	0	8
Mason, Dimetrios	1	13	13.0	0	13
Taylor, Greg	1	4	4.0	0	4
Total	43	811	18.9	0	36
Opponents	21	541	25.8	1	44

Scoring	td	fg	PAT					dpx	saf	pts
			kick	rush	rcv	pass				
Crockett, Damarea	10	-	-	-	-	-	-	-	60	
McCann, Tucker	-	6-12	39-43	-	-	-	-	-	57	
Moore, J'Mon	9	-	-	-	1	-	-	-	56	
Witter, Ish	6	-	-	-	-	-	-	-	36	
Mason, Dimetrios	3	-	-	-	-	-	-	-	18	
Blanton, Kendall	3	-	-	-	-	-	-	-	18	
Johnson, Johnathon	3	-	-	-	-	-	-	-	18	
Zanders, Marvin	2	-	-	-	-	-	-	-	12	
Lock, Drew	2	-	-	-	-	1-1	-	-	12	
Augusta, Josh	2	-	-	-	-	-	-	-	12	
Wingo, Ray	2	-	-	-	-	-	-	-	12	
Strong, Nate	2	-	-	-	-	-	-	-	12	
Reese, Jason	2	-	-	-	-	-	-	-	12	
Hall, Emanuel	2	-	-	-	-	-	-	-	12	

All Purpose	g	rush	rcv	pr	kr	ir	total	avg/g
Crockett, Damarea	11	1062	14	0	106	0	1182	107.5
Moore, J'Mon	12	0	1012	0	0	0	1012	84.3
Johnson, Johnathon	12	114	435	196	171	0	916	76.3
Witter, Ish	12	750	50	0	0	0	800	66.7
Mason, Dimetrios	12	29	587	0	13	0	629	52.4
Total	12	2461	3545	293	811	170	7280	606.7
Opponents	12	2794	2962	111	541	227	6671	555.9

Total Offense	g	plays	rush	pass	total	avg/g
Lock, Drew	12	486	123	3399	3522	293.5
Crockett, Damarea	11	153	1062	0	1062	96.5
Witter, Ish	12	162	750	0	750	62.5
Zanders, Marvin	8	47	198	114	312	39.0
Strong, Nate	6	32	137	0	137	22.8



2016 Mizzou Tiger Football
 Mizzou Tigers Overall Team Statistics (as of Nov 26, 2016)
 All games



Team Statistics	MU	OPP
SCORING	377	378
Points Per Game	31.4	31.5
Points Off Turnovers	63	76
FIRST DOWNS	292	273
Rushing	144	120
Passing	130	133
Penalty	18	20
RUSHING YARDAGE	2461	2794
Yards gained rushing	2721	3094
Yards lost rushing	260	300
Rushing Attempts	500	531
Average Per Rush	4.9	5.3
Average Per Game	205.1	232.8
TDs Rushing	24	28
PASSING YARDAGE	3545	2962
Comp-Att-Int	249-448-10	241-418-15
Average Per Pass	7.9	7.1
Average Per Catch	14.2	12.3
Average Per Game	295.4	246.8
TDs Passing	25	17
TOTAL OFFENSE	6006	5756
Total Plays	948	949
Average Per Play	6.3	6.1
Average Per Game	500.5	479.7
KICK RETURNS: #-Yards	43-811	21-541
PUNT RETURNS: #-Yards	26-293	20-111
INT RETURNS: #-Yards	15-170	10-227
KICK RETURN AVERAGE	18.9	25.8
PUNT RETURN AVERAGE	11.3	5.6
INT RETURN AVERAGE	11.3	22.7
FUMBLES-LOST	28-13	7-5
PENALTIES-Yards	80-685	75-596
Average Per Game	57.1	49.7
PUNTS-Yards	66-2894	67-2711
Average Per Punt	43.8	40.5
Net punt average	40.3	34.3
KICKOFFS-Yards	69-4261	73-4502
Average Per Kick	61.8	61.7
Net kick average	38.0	40.6
TIME OF POSSESSION/Game	24:18	36:07
3RD-DOWN Conversions	83/193	86/194
3rd-Down Pct	43%	44%
4TH-DOWN Conversions	13/24	5/12
4th-Down Pct	54%	42%
SACKS BY-Yards	27-165	14-101
MISC YARDS	0	36
TOUCHDOWNS SCORED	52	49
FIELD GOALS-ATTEMPTS	6-13	12-22
ON-SIDE KICKS	1-1	0-0
RED-ZONE SCORES	(38-51) 75%	(41-50) 82%
RED-ZONE TOUCHDOWNS	(33-51) 65%	(31-50) 62%
PAT-ATTEMPTS	(45-51) 88%	(48-48) 100%
ATTENDANCE	365651	425850
Games/Avg Per Game	7/52236	5/85170
Neutral Site Games		0/0

Score by Quarters	1st	2nd	3rd	4th	OT	Total
Mizzou Tigers	87	122	77	91	0	377
Opponents	72	141	79	86	0	378



2016 Mizzou Tiger Football
 Mizzou Tigers Overall Individual Statistics (as of Nov 26, 2016)
 All games



Rushing	gp-gs	att	gain	loss	net	avg	td	lg	avg/g
Crockett, Damarea	11-2	153	1076	14	1062	6.9	10	39	96.5
Witter, Ish	12-10	162	761	11	750	4.6	6	25	62.5
Zanders, Marvin	8-0	35	211	13	198	5.7	2	31	24.8
Strong, Nate	6-0	32	149	12	137	4.3	2	23	22.8
Lock, Drew	12-12	52	219	96	123	2.4	1	24	10.2
Johnson, Johnathon	12-10	4	115	1	114	28.5	0	82	9.5
Ross, Alex	10-0	24	76	5	71	3.0	0	10	7.1
Williams, Ryan	1-0	9	51	0	51	5.7	0	12	51.0
Mason, Dimetrios	12-8	2	29	0	29	14.5	0	20	2.4
Augusta, Josh	12-0	10	15	0	15	1.5	2	3	1.2
Sherrils, Anthony	12-7	1	14	0	14	14.0	0	14	1.2
Floyd, Richaud	9-0	1	5	0	5	5.0	0	5	0.6
Moore, J'Mon	12-10	0	0	0	0	0.0	1	0	0.0
Laurent, Eric	12-0	1	0	10	-10	-10.0	0	0	-0.8
TEAM	9-0	14	0	98	-98	-7.0	0	0	-10.9
Total	12	500	2721	260	2461	4.9	24	82	205.1
Opponents	12	531	3094	300	2794	5.3	28	71	232.8

Passing	gp-gs	effic	comp-att-int	pct	yds	td	lg	avg/g
Lock, Drew	12-12	133.28	237-434-10	54.6	3399	23	87	283.2
Zanders, Marvin	8-0	190.63	10-12-0	83.3	114	1	34	14.2
Laurent, Eric	12-0	606.40	1-1-0	100.0	21	1	21	1.8
Fatony, Corey	12-0	192.40	1-1-0	100.0	11	0	11	0.9
Total	12	136.00	249-448-10	55.6	3545	25	87	295.4
Opponents	12	123.42	241-418-15	57.7	2962	17	66	246.8

Receiving	gp-gs	no.	yds	avg	td	lg	avg/g
Moore, J'Mon	12-10	62	1012	16.3	8	82	84.3
Mason, Dimetrios	12-8	47	587	12.5	3	57	48.9
Johnson, Johnathon	12-10	24	435	18.1	2	87	36.2
Culkin, Sean	10-7	24	282	11.8	0	25	28.2
Hall, Emanuel	12-6	19	307	16.2	2	49	25.6
Black, Chris	12-0	17	257	15.1	1	33	21.4
Blanton, Kendall	12-2	16	161	10.1	3	22	13.4
Reese, Jason	11-4	8	97	12.1	2	24	8.8
Witter, Ish	12-10	7	50	7.1	0	19	4.2
Wingo, Ray	7-0	5	143	28.6	2	68	20.4
Crockett, Damarea	11-2	5	14	2.8	0	9	1.3
Floyd, Richaud	9-0	4	94	23.5	0	37	10.4
Hanneke, Tyler	12-1	2	26	13.0	0	16	2.2
Dilosa, Keyon	3-0	2	7	3.5	0	5	2.3
Collins, Dominic	3-0	1	22	22.0	0	22	7.3
Lock, Drew	12-12	1	21	21.0	1	21	1.8
Sherrils, Anthony	12-7	1	11	11.0	0	11	0.9
Strong, Nate	6-0	1	7	7.0	0	7	1.2
Smith, Justin	4-0	1	7	7.0	0	7	1.8
Ross, Alex	10-0	1	3	3.0	0	3	0.3
Laurent, Eric	12-0	1	2	2.0	1	2	0.2
Total	12	249	3545	14.2	25	87	295.4
Opponents	12	241	2962	12.3	17	66	246.8

Punt Returns	no.	yds	avg	td	lg
Johnson, Johnathon	14	196	14.0	1	63
Black, Chris	12	97	8.1	0	51
Total	26	293	11.3	1	63
Opponents	20	111	5.6	0	17

Interceptions	no.	yds	avg	td	lg
Penton, Aarion	5	82	16.4	1	63
Gibson, John	3	20	6.7	0	18
Burkett, Joey	2	9	4.5	1	8
Scherer, Michael	1	19	19.0	0	19
Cheadle, Logan	1	13	13.0	0	13
Garrett, Cale	1	4	4.0	0	4
Hilton, Cam	1	27	27.0	0	27
Sherrils, Anthony	1	-4	-4.0	0	0
Total	15	170	11.3	2	63
Opponents	10	227	22.7	3	78

Kick Returns	no.	yds	avg	td	lg
Ross, Alex	24	509	21.2	0	30
Johnson, Johnathon	10	171	17.1	0	36
Crockett, Damarea	6	106	17.7	0	24
Hanneke, Tyler	1	8	8.0	0	8
Mason, Dimetrios	1	13	13.0	0	13
Taylor, Greg	1	4	4.0	0	4
Total	43	811	18.9	0	36
Opponents	21	541	25.8	1	44

Fumble Returns	no.	yds	avg	td	lg
Harris, Charles	1	12	12.0	0	12
Lee, Brandon	1	2	2.0	0	2
Total	2	14	7.0	0	12
Opponents	0	0	0.0	0	0



2016 Mizzou Tiger Football
 Mizzou Tigers Overall Individual Statistics (as of Nov 26, 2016)
 All games



Scoring	td	fg	PAT				dpx	saf	pts
			kick	rush	rcv	pass			
Crockett, Damarea	10	-	-	-	-	-	-	60	
McCann, Tucker	-	6-12	39-43	-	-	-	-	57	
Moore, J'Mon	9	-	-	-	1	-	-	56	
Witter, Ish	6	-	-	-	-	-	-	36	
Mason, Dimetrios	3	-	-	-	-	-	-	18	
Johnson, Johnathon	3	-	-	-	-	-	-	18	
Blanton, Kendall	3	-	-	-	-	-	-	18	
Reese, Jason	2	-	-	-	-	-	-	12	
Hall, Emanuel	2	-	-	-	-	-	-	12	
Zanders, Marvin	2	-	-	-	-	-	-	12	
Wingo, Ray	2	-	-	-	-	-	-	12	
Lock, Drew	2	-	-	-	-	1-1	-	12	
Augusta, Josh	2	-	-	-	-	-	-	12	
Strong, Nate	2	-	-	-	-	-	-	12	
Black, Chris	1	-	-	-	-	-	-	6	
Penton, Aarion	1	-	-	-	-	-	-	6	
Burkett, Joey	1	-	-	-	-	-	-	6	
Laurent, Eric	1	-	-	-	-	-	-	6	
Adams, Turner	-	0-1	5-6	-	-	-	-	5	
Tesson, Ben	-	-	1-2	-	-	-	-	1	
Total	52	6-13	45-51	-	1	1-1	-	377	
Opponents	49	12-22	48-48	-	-	0-1	-	378	

Total Offense	g	plays	rush	pass	total	avg/g
Lock, Drew	12	486	123	3399	3522	293.5
Crockett, Damarea	11	153	1062	0	1062	96.5
Witter, Ish	12	162	750	0	750	62.5
Zanders, Marvin	8	47	198	114	312	39.0
Strong, Nate	6	32	137	0	137	22.8
Johnson, Johnathon	12	4	114	0	114	9.5
Ross, Alex	10	24	71	0	71	7.1
Williams, Ryan	1	9	51	0	51	51.0
Mason, Dimetrios	12	2	29	0	29	2.4
Augusta, Josh	12	10	15	0	15	1.2
Sherrils, Anthony	12	1	14	0	14	1.2
Laurent, Eric	12	2	-10	21	11	0.9
Fatony, Corey	12	1	0	11	11	0.9
Floyd, Richaud	9	1	5	0	5	0.6
TEAM	9	14	-98	0	-98	-10.9
Total	12	948	2461	3545	6006	500.5
Opponents	12	949	2794	2962	5756	479.7

Field Goals	fg	pct.	01-19	20-29	30-39	40-49	50-99	lg	blk
McCann, Tucker	6-12	50.0	0-0	3-6	2-3	1-2	0-1	46	0
Adams, Turner	0-1	0.0	0-0	0-0	0-0	0-1	0-0	0	0

Punting	no.	yds	avg	lg	tb	fc	i20	50+	blk
Fatony, Corey	66	2894	43.8	60	6	15	25	17	0
Total	66	2894	43.8	60	6	15	25	17	0
Opponents	67	2711	40.5	63	6	12	21	10	0

FG Sequence	Mizzou Tigers	Opponents
West Virginia	(24),24,42	(19),(26),(21),(33)
Eastern Michigan	-	41
Georgia	(33),(46)	23,38
Delaware State	(31)	-
LSU	-	47
Florida	-	32,(53),(24)
Middle Tennessee	(21)	(39),(28),47,(21)
Kentucky	24	47
South Carolina	44,31	46,(24)
Vanderbilt	55,21	(24)
Tennessee	(28)	47
Arkansas	-	(33),48

Kickoffs	no.	yds	avg	tb	ob	retn	net	ydln
McCann, Tucker	64	4056	63.4	42	0			
Adams, Turner	5	205	41.0	2	3			
Total	69	4261	61.8	44	3	25.8	38.0	27
Opponents	73	4502	61.7	29	1	18.9	40.6	24

Numbers in (parentheses) indicate field goal was made.



2016 Mizzou Tiger Football
Mizzou Tigers Overall Individual Statistics (as of Nov 26, 2016)
All games



All Purpose	g	rush	rcv	pr	kr	ir	total	avg/g
Crockett, Damar	11	1062	14	0	106	0	1182	107.5
Moore, J'Mon	12	0	1012	0	0	0	1012	84.3
Johnson, Johnat	12	114	435	196	171	0	916	76.3
Witter, Ish	12	750	50	0	0	0	800	66.7
Mason, Dimetrio	12	29	587	0	13	0	629	52.4
Ross, Alex	10	71	3	0	509	0	583	58.3
Black, Chris	12	0	257	97	0	0	354	29.5
Hall, Emanuel	12	0	307	0	0	0	307	25.6
Culkin, Sean	10	0	282	0	0	0	282	28.2
Zanders, Marvin	8	198	0	0	0	0	198	24.8
Blanton, Kendall	12	0	161	0	0	0	161	13.4
Strong, Nate	6	137	7	0	0	0	144	24.0
Lock, Drew	12	123	21	0	0	0	144	12.0
Wingo, Ray	7	0	143	0	0	0	143	20.4
Floyd, Richaud	9	5	94	0	0	0	99	11.0
Reese, Jason	11	0	97	0	0	0	97	8.8
Penton, Aarion	12	0	0	0	0	82	82	6.8
Williams, Ryan	1	51	0	0	0	0	51	51.0
Hanneke, Tyler	12	0	26	0	8	0	34	2.8
Hilton, Cam	11	0	0	0	0	27	27	2.5
Collins, Dominic	3	0	22	0	0	0	22	7.3
Sherrils, Anthon	12	14	11	0	0	-4	21	1.8
Gibson, John	11	0	0	0	0	20	20	1.8
Scherer, Michael	7	0	0	0	0	19	19	2.7
Augusta, Josh	12	15	0	0	0	0	15	1.2
Cheadle, Logan	8	0	0	0	0	13	13	1.6
Burkett, Joey	12	0	0	0	0	9	9	0.8
Smith, Justin	4	0	7	0	0	0	7	1.8
Dilosa, Keyon	3	0	7	0	0	0	7	2.3
Garrett, Cale	12	0	0	0	0	4	4	0.3
Taylor, Greg	8	0	0	0	4	0	4	0.5
Laurent, Eric	12	-10	2	0	0	0	-8	-0.7
TEAM	9	-98	0	0	0	0	-98	-10.9
Total	12	2461	3545	293	811	170	7280	606.7
Opponents	12	2794	2962	111	541	227	6671	555.9



2016 Mizzou Tiger Football
 Mizzou Tigers Overall Defensive Statistics (as of Nov 26, 2016)
 All games



##	Defensive Leaders	gp-gs	Tackles				tfl/yds	Sacks no-yds	Pass defense			Fumbles		blkd	
			ua	a	tot				int-yds	brup	qbh	rcv-yds	ff	kick	saf
25	Newsom, Donavin	12-11	46	27	73	5.5-21	3.0-16	.	4	2	.	1	.	.	
91	Harris, Charles	12-12	35	26	61	12.0-63	9.0-51	.	2	10	1-12	2	.	.	
8D	Wilson, Thomas	12-7	40	18	58	1.5-2	.	.	2	.	.	1	.	.	
30	Scherer, Michael	7-7	25	28	53	3.5-4	0.5-0	1-19	2	2	
22	Sherrils, Anthony	12-7	40	13	53	1.0-6	.	1--4	1	
7D	Hilton, Cam	11-6	35	14	49	2.5-9	1.0-5	1-27	6	
47	Garrett, Cale	12-2	27	20	47	6.0-11	.	1-4	2	
38	Beisel, Eric	12-5	35	9	44	6.0-11	.	.	2	
3D	Perkins, Ronnell	12-4	28	15	43	3.5-7	.	.	3	1	
1X	Penton, Aarion	12-11	35	8	43	0.5-1	.	5-82	12	1	
34	Burkett, Joey	12-6	28	12	40	1.0-1	.	2-9	
4D	Lee, Brandon	12-4	26	11	37	4.0-13	2.0-8	.	1	.	1-2	1	.	.	
1F	Frazier, Marcell	12-5	19	14	33	8.5-68	7.5-61	.	2	4	2-0	1	.	.	
5D	Gibson, John	11-11	22	6	28	1.0-2	.	3-20	5	
95	Hatley, Rickey	12-12	18	10	28	1.0-10	1.0-10	.	.	2	
79	Beckner, Terry	7-0	16	8	24	2.0-4	.	.	.	3	1-0	.	.	.	
2D	Warren, T.J.	12-1	19	5	24	.	.	.	1	
97	Augusta, Josh	12-0	15	8	23	4.0-9	1.0-5	.	1	1	
24	Hall, Terez	10-0	12	8	20	2.0-3	
13	Williams, Spencer	12-5	12	3	15	4	
96	Logan, A.J.	12-12	5	10	15	2.0-3	.	.	.	1	
55	Harold, Jordan	12-2	7	4	11	2.5-9	1.5-6	
28	Cheadle, Logan	8-1	8	2	10	.	.	1-13	4	
1A	Acy, DeMarkus	11-1	5	1	6	.	.	.	2	
49	Utsey, Markell	7-0	2	3	5	
1D	Hines, Anthony	12-0	4	1	5	
88	Howard, Nate	4-0	2	1	3	0.5-3	0.5-3	.	1	
86	Hurrell, Jake	11-0	1	1	2	
6	Moore, J'Mon	12-10	2	.	2	
32	Hull, Tanner	11-0	2	.	2	
1M	Moore, Josh	5-0	1	1	2	0.5-1	
45	Agbasimere, Franklin	6-0	1	.	1	
87	Laurent, Eric	12-0	1	.	1	
71	Pendleton, Kevin	12-12	1	.	1	
78	Stannard, Michael	11-0	.	1	1	
94	Jacobs, Tyrell	1-0	1	.	1	1.0-6	
6D	Ross, Tavon	7-0	1	.	1	
1Y	Taylor, Greg	8-0	1	.	1	
2X	Holmes, Christian	10-0	1	.	1	.	.	.	1	
10	Reese, Jason	11-4	1	.	1	
Total		12	580	288	868	72-267	27-165	15-170	54	31	5-14	6	.	.	
Opponents		12	577	244	821	35-148	14-101	10-227	42	20	13-0	13	.	.	



2016 Mizzou Tiger Football
Mizzou Tigers Team Game-by-Game (as of Nov 26, 2016)
All games



TEAM STATISTICS

Date	Opponent	Rushing				Receiving				Passing				Kick Returns				Punt Returns				tot off
		no.	yds	td	lg	no.	yds	td	lg	cmp-att-int	yds	td	lg	no.	yds	td	lg	no.	yds	td	lg	
Sep 3	at West Virginia	47	180	0	21	24	282	1	42	24-53-0	282	1	42	3	59	0	23	1	2	0	2	462
Sep 10	EASTERN MICHIGAN	38	170	2	26	27	477	5	87	27-40-0	477	5	87	3	64	0	24	3	73	1	54	647
Sep 17	GEORGIA	37	95	0	11	23	376	3	79	23-38-3	376	3	79	5	92	0	36	3	-5	0	2	471
Sep 23	DELAWARE STATE	39	268	5	31	29	430	6	46	29-39-0	430	6	46	1	10	0	10	3	69	0	51	698
Oct 01	at LSU	22	77	0	21	18	188	1	21	18-38-1	188	1	21	4	71	0	22	1	4	0	4	265
Oct 15	at Florida	46	265	2	38	7	98	0	34	7-22-2	98	0	34	2	46	0	26	0	0	0	0	363
Oct 22	MIDDLE TENNESSEE	64	348	4	24	20	281	2	40	20-40-0	281	2	40	7	135	0	30	3	28	0	12	629
Oct 29	KENTUCKY	37	157	1	25	19	229	2	57	19-32-0	229	2	57	2	30	0	21	3	53	0	63	386
Nov 05	at South Carolina	36	163	2	29	23	302	1	37	23-40-2	302	1	37	4	78	0	24	4	24	0	13	465
Nov 12	VANDERBILT	37	187	1	39	22	294	2	82	22-37-0	294	2	82	4	48	0	17	4	47	0	28	481
Nov 19	at Tennessee	67	420	4	38	21	320	1	50	21-43-2	320	1	50	3	68	0	30	0	0	0	0	740
Nov 25	ARKANSAS	30	131	3	82	16	268	1	67	16-26-0	268	1	67	5	110	0	29	1	-2	0	0	399
Mizzou Tigers		500	2461	24	82	249	3545	25	87	249-448-10	3545	25	87	43	811	0	36	26	293	1	63	6006
		531	2794	28	71	241	2962	17	66	241-418-15	2962	17	66	21	541	1	44	20	111	0	17	5756

Games: 12 • Avg/rush: 4.9 • Avg/catch: 14.2 • Pass effic: 136.00 • KR avg: 18.9 • PR avg: 11.3 • All purpose avg/game: 606.7 • Total offense avg/gm: 500.5

Date	Opponent	Tackles				Sacks no-yds	Fumble		Pass Defense			blkd kick	PAT Attempts			off				
		ua	a	total	tfl-yds		ff	fr-yds	int-yds	qbh	brup		kick	rush	rcv	saf	t/o	pts		
Sep 3	at West Virginia	69	6	75	6.0-15	0.0-0	0	1-0	2-4	0	1	0	0-0	0	1	0	0	0	0	11
Sep 10	EASTERN MICHIGAN	44	28	72	4.0-9	1.0-5	0	0-0	2-64	3	15	0	7-9	0	0	0	0	7	61	
Sep 17	GEORGIA	54	20	74	7.0-36	4.0-24	0	0-0	1-27	2	8	0	3-3	0	0	0	7	27		
Sep 23	DELAWARE STATE	36	14	50	6.0-25	3.0-13	2	2-2	2-37	6	5	0	10-11	0	0	0	21	79		
Oct 01	at LSU	31	72	103	2.0-2	1.0-1	0	0-0	0-0	1	1	0	1-1	0	0	0	0	7		
Oct 15	at Florida	31	44	75	2.0-7	1.0-5	2	1-0	3-2	5	4	0	2-2	0	0	0	14	14		
Oct 22	MIDDLE TENNESSEE	43	20	63	4.0-8	0.0-0	0	0-0	0-0	4	4	0	6-6	0	0	0	0	45		
Oct 29	KENTUCKY	61	18	79	6.0-9	1.0-1	1	1-12	1-13	0	4	0	3-3	0	0	0	0	21		
Nov 05	at South Carolina	53	20	73	9.0-39	4.0-28	0	0-0	0-0	2	0	0	3-3	0	0	0	0	21		
Nov 12	VANDERBILT	47	18	65	9.0-45	6.0-41	1	0-0	2-27	2	4	0	2-4	0	0	0	7	26		
Nov 19	at Tennessee	48	12	60	6.0-11	2.0-3	0	0-0	0-0	2	2	0	4-5	0	0	0	0	37		
Nov 25	ARKANSAS	63	16	79	11.0-61	4.0-44	0	0-0	2-4	4	6	0	4-4	0	0	0	7	28		
Mizzou Tigers		580	288	868	72.0-267	27.0-165	6	5-14	15-170	31	54	0	45-51	0	1	0	63	377		
		577	244	821	35.0-148	13.0-95	13	13-0	10-227	20	42	0	48-48	0	0	0	76	378		

Date	Opponent	Punting										Field Goals			Kickoffs				
		no.	yds	avg	long	blkd	tb	fc	50+	i20	md-att	long	blkd	no.	yds	avg	tb	ob	
Sep 3	at West Virginia	8	314	39.2	50	0	0	0	1	3	1-3	24	0	2	122	61.0	0	0	
Sep 10	EASTERN MICHIGAN	4	175	43.8	56	0	0	1	1	2	0-0	0	0	10	650	65.0	10	0	
Sep 17	GEORGIA	5	252	50.4	60	0	1	0	3	1	2-2	46	0	6	390	65.0	5	0	
Sep 23	DELAWARE STATE	1	45	45.0	45	0	0	1	0	1	1-1	31	0	13	848	65.2	6	0	
Oct 01	at LSU	8	353	44.1	54	0	0	4	2	6	0-0	0	0	2	130	65.0	2	0	
Oct 15	at Florida	10	448	44.8	59	0	0	2	3	2	0-0	0	0	3	139	46.3	1	0	
Oct 22	MIDDLE TENNESSEE	4	170	42.5	45	0	0	2	0	2	1-1	21	0	8	520	65.0	8	0	
Oct 29	KENTUCKY	9	414	46.0	60	0	5	2	3	1	0-1	0	0	4	210	52.5	3	1	
Nov 05	at South Carolina	4	186	46.5	57	0	0	0	2	2	0-2	0	0	4	190	47.5	2	2	
Nov 12	VANDERBILT	6	249	41.5	56	0	0	2	2	3	0-2	0	0	5	310	62.0	3	0	
Nov 19	at Tennessee	2	92	46.0	47	0	0	0	0	1	1-1	28	0	7	451	64.4	4	0	
Nov 25	ARKANSAS	5	196	39.2	49	0	0	1	0	1	0-0	0	0	5	301	60.2	0	0	
Mizzou Tigers		66	2894	43.8	60	0	6	15	17	25	6-13	46	0	69	4261	61.8	44	3	
		67	2711	40.5	63	0	6	12	10	21	12-22	53	0	73	4502	61.7	29	1	



2016 Mizzou Tiger Football
 Mizzou Tigers Opponent Game-by-Game (as of Nov 26, 2016)
 All games



OPPONENT STATISTICS

Date	Opponent	Rushing				Receiving				Passing				Kick Returns				Punt Returns				tot off
		no.	yds	td	lg	no.	yds	td	lg	cmp-att-int	yds	td	lg	no.	yds	td	lg	no.	yds	td	lg	
Sep 3	at West Virginia	48	241	2	29	23	253	0	29	23-37-2	253	0	29	2	64	0	34	4	7	0	8	494
Sep 10	EASTERN MICHIGAN	46	141	2	30	23	287	1	32	23-45-2	287	1	32	0	0	0	0	0	0	0	0	428
Sep 17	GEORGIA	38	101	1	16	29	308	3	32	29-55-1	308	3	32	1	31	0	31	2	25	0	16	409
Sep 23	DELAWARE STATE	26	44	0	12	12	96	0	21	12-28-2	96	0	21	7	137	0	31	0	0	0	0	140
Oct 01	at LSU	52	418	6	60	19	216	0	41	19-30-0	216	0	41	0	0	0	0	2	4	0	4	634
Oct 15	at Florida	39	287	1	59	18	236	1	46	18-38-3	236	1	46	2	85	1	44	5	8	0	10	523
Oct 22	MIDDLE TENNESSEE	40	311	2	71	24	284	4	56	24-42-0	284	4	56	0	0	0	0	1	9	0	9	595
Oct 29	KENTUCKY	59	377	3	60	15	205	2	65	15-24-1	205	2	65	0	0	0	0	1	4	0	4	582
Nov 05	at South Carolina	49	174	2	23	22	254	2	34	22-28-0	254	2	34	0	0	0	0	0	0	0	0	428
Nov 12	VANDERBILT	43	159	2	31	17	252	0	31	17-30-2	252	0	31	2	42	0	25	1	16	0	16	411
Nov 19	at Tennessee	45	386	5	70	15	223	3	57	15-22-0	223	3	57	2	43	0	24	2	20	0	17	609
Nov 25	ARKANSAS	46	155	2	30	24	348	1	66	24-39-2	348	1	66	5	139	0	43	2	18	0	15	503
Opponents		531	2794	28	71	241	2962	17	66	241-418-15	2962	17	66	21	541	1	44	20	111	0	17	5756
		500	2461	24	82	249	3545	25	87	249-448-10	3545	25	87	43	811	0	36	26	293	1	63	6006

Games: 12 • Avg/rush: 5.3 • Avg/catch: 12.3 • Pass effic: 123.42 • KR avg: 25.8 • PR avg: 5.6 • All purpose avg/game: 555.9 • Total offense avg/gm: 479.7

Date	Opponent	Tackles				Sacks no-yds	Fumble		Pass Defense			blkd kick	PAT Attempts			off			
		ua	a	total	tfl-yds		ff	fr-yds	int-yds	qbh	brup		kick	rush	rcv	saf	t/o	pts	
Sep 3	at West Virginia	65	10	75	3.0-13	1.0-9	1	1-0	0-0	0	6	0	2-2	0	0	0	0	3	26
Sep 10	EASTERN MICHIGAN	46	28	74	2.0-4	0.0-0	2	2-0	0-0	1	1	0	3-3	0	0	0	0	7	21
Sep 17	GEORGIA	54	12	66	1.0-1	0.0-0	3	2-0	3-25	0	4	0	4-4	0	0	0	0	28	
Sep 23	DELAWARE STATE	48	12	60	1.0-3	0.0-0	1	0-0	0-0	0	1	0	0-0	0	0	0	0	0	
Oct 01	at LSU	20	46	66	2.0-15	2.0-15	0	0-0	1-0	2	7	0	6-6	0	0	0	0	7	42
Oct 15	at Florida	17	62	79	3.0-5	0.0-0	0	1-0	2-117	11	2	0	4-4	0	0	0	0	21	40
Oct 22	MIDDLE TENNESSEE	62	26	88	2.0-4	2.0-3	2	2-0	0-0	1	5	0	6-6	0	0	0	0	10	51
Oct 29	KENTUCKY	53	4	57	3.0-7	1.0-0	1	0-0	0-0	0	2	0	5-5	0	0	0	0	35	
Nov 05	at South Carolina	55	8	63	6.0-40	4.0-34	1	1-0	2-0	1	5	0	4-4	0	0	0	0	14	31
Nov 12	VANDERBILT	52	8	60	4.0-10	1.0-1	1	1-0	0-0	1	2	0	2-2	0	0	0	0	17	
Nov 19	at Tennessee	68	24	92	6.0-20	1.0-7	0	2-0	2-85	3	3	0	9-9	0	0	0	0	14	63
Nov 25	ARKANSAS	37	4	41	2.0-26	2.0-26	1	1-0	0-0	0	4	0	3-3	0	0	0	0	24	
Opponents		577	244	821	35.0-148	13.0-95	13	13-0	10-227	20	42	0	48-48	0	0	0	0	76	378
		580	288	868	72.0-267	27.0-165	6	5-14	15-170	31	54	0	45-51	0	1	0	0	63	377

Date	Opponent	Punting										Field Goals			Kickoffs				
		no.	yds	avg	long	blkd	tb	fc	50+	i20	md-att	long	blkd	no.	yds	avg	tb	ob	
Sep 3	at West Virginia	5	227	45.4	53	0	2	1	1	1	4-4	33	0	7	435	62.1	4	0	
Sep 10	EASTERN MICHIGAN	8	376	47.0	55	0	1	0	3	4	0-1	0	0	4	254	63.5	1	0	
Sep 17	GEORGIA	8	299	37.4	52	0	1	3	1	2	0-2	0	0	5	287	57.4	0	0	
Sep 23	DELAWARE STATE	10	371	37.1	63	0	0	2	1	1	0-0	0	0	1	64	64.0	0	0	
Oct 01	at LSU	3	143	47.7	53	0	1	0	1	0	0-1	0	0	7	441	63.0	2	1	
Oct 15	at Florida	4	126	31.5	35	0	0	3	0	4	2-3	53	0	8	520	65.0	6	0	
Oct 22	MIDDLE TENNESSEE	4	164	41.0	43	0	0	0	0	0	3-4	39	0	10	613	61.3	3	0	
Oct 29	KENTUCKY	5	179	35.8	41	0	1	0	0	0	0-1	0	0	6	380	63.3	4	0	
Nov 05	at South Carolina	6	263	43.8	53	0	0	2	1	2	1-2	24	0	6	368	61.3	2	0	
Nov 12	VANDERBILT	7	242	34.6	41	0	0	0	0	2	1-1	24	0	4	206	51.5	0	0	
Nov 19	at Tennessee	4	185	46.2	51	0	0	0	1	2	0-1	0	0	10	645	64.5	7	0	
Nov 25	ARKANSAS	3	136	45.3	60	0	0	1	1	3	1-2	33	0	5	289	57.8	0	0	
Opponents		67	2711	40.5	63	0	6	12	10	21	12-22	53	0	73	4502	61.7	29	1	
		66	2894	43.8	60	0	6	15	17	25	6-13	46	0	69	4261	61.8	44	3	



2016 Mizzou Tiger Football
 Mizzou Tigers Game Superlatives (as of Nov 26, 2016)
 All games



INDIVIDUAL GAME HIGHS

Rushes	31	Witter, Ish at Tennessee (Nov 19, 2016)
Yards Rushing	225	Crockett, Damarea at Tennessee (Nov 19, 2016)
TD Rushes	4	Crockett, Damarea vs Middle Tennessee (Oct 22, 2016)
Long Rush	82	Johnson, Johnathon vs Arkansas (Nov 25, 2016)
Pass attempts	51	Lock, Drew at West Virginia (Sep 3, 2016)
Pass completions	26	Lock, Drew vs Delaware State (Sep 23, 2016)
Yards Passing	450	Lock, Drew vs Eastern Michigan (Sep 10, 2016)
TD Passes	5	Lock, Drew vs Eastern Michigan (Sep 10, 2016)
	5	Lock, Drew vs Delaware State (Sep 23, 2016)
Long Pass	87	Lock, Drew vs Eastern Michigan (Sep 10, 2016)
Receptions	9	Moore, J'Mon at Tennessee (Nov 19, 2016)
Yards Receiving	196	Moore, J'Mon vs Georgia (Sep 17, 2016)
TD Receptions	4	Moore, J'Mon vs Delaware State (Sep 23, 2016)
Long Reception	87	Johnson, Johnathon vs Eastern Michigan (Sep 10, 2016)
Field Goals	2	McCann, Tucker vs Georgia (Sep 17, 2016)
Long Field Goal	46	McCann, Tucker vs Georgia (Sep 17, 2016)
Punts	10	Fatony, Corey at Florida (Oct 15, 2016)
Punting Avg	50.4	Fatony, Corey vs Georgia (Sep 17, 2016)
Long Punt	60	Fatony, Corey vs Georgia (Sep 17, 2016)
	60	Fatony, Corey vs Kentucky (Oct 29, 2016)
Punts inside 20	6	Fatony, Corey at LSU (Oct 01, 2016)
Long Punt Return	63	Johnson, Johnathon vs Kentucky (Oct 29, 2016)
Long Kickoff Return	36	Johnson, Johnathon vs Georgia (Sep 17, 2016)
Tackles	14	Wilson, Thomas at LSU (Oct 01, 2016)
	14	Beisel, Eric at South Carolina (Nov 05, 2016)
Sacks	3.0	Harris, Charles vs Georgia (Sep 17, 2016)
	3.0	Frazier, Marcell vs Arkansas (Nov 25, 2016)
Tackles For Loss	4.0	Harris, Charles vs Georgia (Sep 17, 2016)
	4.0	Frazier, Marcell vs Arkansas (Nov 25, 2016)
Interceptions	2	Gibson, John at Florida (Oct 15, 2016)



2016 Mizzou Tiger Football
Mizzou Tigers Game Superlatives (as of Nov 26, 2016)
All games



TEAM GAME HIGHS

Rushes	67	at Tennessee (Nov 19, 2016)
Yards Rushing	420	at Tennessee (Nov 19, 2016)
Yards Per Rush	6.9	vs Delaware State (Sep 23, 2016)
TD Rushes	5	vs Delaware State (Sep 23, 2016)
Pass attempts	53	at West Virginia (Sep 3, 2016)
Pass completions	29	vs Delaware State (Sep 23, 2016)
Yards Passing	477	vs Eastern Michigan (Sep 10, 2016)
Yards Per Pass	11.9	vs Eastern Michigan (Sep 10, 2016)
TD Passes	6	vs Delaware State (Sep 23, 2016)
Total Plays	110	at Tennessee (Nov 19, 2016)
Total Offense	740	at Tennessee (Nov 19, 2016)
Yards Per Play	8.9	vs Delaware State (Sep 23, 2016)
Points	79	vs Delaware State (Sep 23, 2016)
Sacks By	6	vs Vanderbilt (Nov 12, 2016)
First Downs	41	at Tennessee (Nov 19, 2016)
Penalties	13	vs Middle Tennessee (Oct 22, 2016)
Penalty Yards	114	vs Middle Tennessee (Oct 22, 2016)
Turnovers	5	vs Georgia (Sep 17, 2016)
Interceptions By	3	at Florida (Oct 15, 2016)
Punts	10	at Florida (Oct 15, 2016)
Punting Avg	50.4	vs Georgia (Sep 17, 2016)
Long Punt	60	vs Georgia (Sep 17, 2016)
	60	vs Kentucky (Oct 29, 2016)
Punts inside 20	6	at LSU (Oct 01, 2016)
Long Punt Return	63	vs Kentucky (Oct 29, 2016)



2016 Mizzou Tiger Football
 Mizzou Tigers Game Superlatives (as of Nov 26, 2016)
 All games



OPPONENT INDIVIDUAL GAME HIGHS

Rushes	38	Benny Snell, vs Kentucky (Oct 29, 2016)
Yards Rushing	215	MATHERS, I., vs Middle Tennessee (Oct 22, 2016)
TD Rushes	3	Derrius Guice, at LSU (Oct 01, 2016)
	3	Darrel Williams, at LSU (Oct 01, 2016)
Long Rush	71	MATHERS, I., vs Middle Tennessee (Oct 22, 2016)
Pass attempts	55	Jacob Eason, vs Georgia (Sep 17, 2016)
Pass completions	29	Jacob Eason, vs Georgia (Sep 17, 2016)
Yards Passing	348	Austin Allen, vs Arkansas (Nov 25, 2016)
TD Passes	4	STOCKSTILL, B., vs Middle Tennessee (Oct 22, 2016)
Long Pass	66	Austin Allen, vs Arkansas (Nov 25, 2016)
Receptions	10	Isaiah McKenzie, vs Georgia (Sep 17, 2016)
Yards Receiving	131	Shorts, Daikiel, at West Virginia (Sep 3, 2016)
TD Receptions	2	Isaiah McKenzie, vs Georgia (Sep 17, 2016)
	2	ANDREWS, Dennis, vs Middle Tennessee (Oct 22, 2016)
	2	Jennings, J., at Tennessee (Nov 19, 2016)
Long Reception	66	Keon Hatcher, vs Arkansas (Nov 25, 2016)
Field Goals	4	Molina, Mike, at West Virginia (Sep 3, 2016)
Long Field Goal	53	Pineiro,E., at Florida (Oct 15, 2016)
Punts	10	ROMO MARTINEZ,F, vs Delaware State (Sep 23, 2016)
Punting Avg	47.7	Josh Growden, at LSU (Oct 01, 2016)
Long Punt	63	ROMO MARTINEZ,F, vs Delaware State (Sep 23, 2016)
Punts inside 20	4	BARNES, Austin, vs Eastern Michigan (Sep 10, 2016)
	4	Townsend,J., at Florida (Oct 15, 2016)
Long Punt Return	17	Sutton, C., at Tennessee (Nov 19, 2016)
Long Kickoff Return	44	Callaway,A., at Florida (Oct 15, 2016)
Tackles	18	DALE, Alex, vs Middle Tennessee (Oct 22, 2016)
Sacks	1.0	Arndt, Justin, at West Virginia (Sep 3, 2016)
	1.0	Davon Godchaux, at LSU (Oct 01, 2016)
	1.0	RHODES, Steven, vs Middle Tennessee (Oct 22, 2016)
	1.0	Josh Allen, vs Kentucky (Oct 29, 2016)
	1.0	Allen-Williams, at South Carolina (Nov 05, 2016)
	1.0	Darius English, at South Carolina (Nov 05, 2016)
	1.0	Keir Thomas, at South Carolina (Nov 05, 2016)
	1.0	Nifae Lealao, vs Vanderbilt (Nov 12, 2016)
	1.0	Barnett, D., at Tennessee (Nov 19, 2016)
	1.0	McTelvin Agim, vs Arkansas (Nov 25, 2016)
	1.0	Brooks Ellis, vs Arkansas (Nov 25, 2016)
Tackles For Loss	2.0	Arndt, Justin, at West Virginia (Sep 3, 2016)
	2.0	Jordan Jones, vs Kentucky (Oct 29, 2016)
	2.0	Zach Cunningham, vs Vanderbilt (Nov 12, 2016)
Interceptions	2	Quincy Mauger, vs Georgia (Sep 17, 2016)



2016 Mizzou Tiger Football
Mizzou Tigers Game Superlatives (as of Nov 26, 2016)
All games



OPPONENT TEAM GAME HIGHS

Rushes	59	vs Kentucky (Oct 29, 2016)
Yards Rushing	418	at LSU (Oct 01, 2016)
Yards Per Rush	8.6	at Tennessee (Nov 19, 2016)
TD Rushes	6	at LSU (Oct 01, 2016)
Pass attempts	55	vs Georgia (Sep 17, 2016)
Pass completions	29	vs Georgia (Sep 17, 2016)
Yards Passing	348	vs Arkansas (Nov 25, 2016)
Yards Per Pass	10.1	at Tennessee (Nov 19, 2016)
TD Passes	4	vs Middle Tennessee (Oct 22, 2016)
Total Plays	93	vs Georgia (Sep 17, 2016)
Total Offense	634	at LSU (Oct 01, 2016)
Yards Per Play	9.1	at Tennessee (Nov 19, 2016)
Points	63	at Tennessee (Nov 19, 2016)
Sacks By	4	at South Carolina (Nov 05, 2016)
First Downs	30	at LSU (Oct 01, 2016)
Penalties	11	at Florida (Oct 15, 2016)
Penalty Yards	80	vs Vanderbilt (Nov 12, 2016)
Turnovers	4	vs Delaware State (Sep 23, 2016)
	4	at Florida (Oct 15, 2016)
Interceptions By	3	vs Georgia (Sep 17, 2016)
Punts	10	vs Delaware State (Sep 23, 2016)
Punting Avg	47.7	at LSU (Oct 01, 2016)
Long Punt	63	vs Delaware State (Sep 23, 2016)
Punts inside 20	4	vs Eastern Michigan (Sep 10, 2016)
	4	at Florida (Oct 15, 2016)
Long Punt Return	17	at Tennessee (Nov 19, 2016)



2016 Mizzou Tiger Football
 Mizzou Tigers Red-Zone Results (as of Nov 26, 2016)
 All games



Mizzou Tigers Inside Opponent Red-Zone

Date	Opponent	Score	Times In RZ	Times Scored	Total Pts	Rush TDs	Pass TDs	FGs Made	Failed to score inside RZ						
									FGA	Down	Int	Fumb	Half	Game	
Sep 3, 2016	at West Virginia	L 11-26	5	2	11	1	0	1	2	1	0	0	0	0	0
Sep 10, 2016	EASTERN MICHIGAN	W 61-21	4	3	20	3	1	2	0	0	0	1	0	0	0
Sep 17, 2016	GEORGIA	L 27-28	4	3	17	2	0	2	1	0	0	1	0	0	0
Sep 23, 2016	DELAWARE STATE	W 79-0	12	11	72	10	5	5	1	0	0	0	0	1	0
Oct 01, 2016	at LSU	L 7-42	0	0	0	0	0	0	0	0	0	0	0	0	0
Oct 15, 2016	at Florida	L 14-40	3	2	14	2	2	0	0	0	0	0	0	1	0
Oct 22, 2016	MIDDLE TENNESSEE	L 45-51	6	6	38	5	3	2	1	0	0	0	0	0	0
Oct 29, 2016	KENTUCKY	L 21-35	2	1	7	1	1	0	0	1	0	0	0	0	0
Nov 05, 2016	at South Carolina	L 21-31	2	1	7	1	0	1	0	1	0	0	0	0	0
Nov 12, 2016	VANDERBILT	W 26-17	5	2	13	2	1	1	0	1	0	0	1	1	0
Nov 19, 2016	at Tennessee	L 37-63	5	4	24	3	3	0	1	0	1	0	0	0	0
Nov 25, 2016	ARKANSAS	W 28-24	3	3	21	3	3	0	0	0	0	0	0	0	0
Totals			51	38	244	33	19	14	5	5	2	1	2	3	0
38 of 51 (74.5%)															

Opponents Inside Mizzou Tigers Red-Zone

Date	Opponent	Score	Times In RZ	Times Scored	Total Pts	Rush TDs	Pass TDs	FGs Made	Failed to score inside RZ						
									FGA	Down	Int	Fumb	Half	Game	
Sep 3, 2016	at West Virginia	L 11-26	5	5	19	1	1	0	4	0	0	0	0	0	0
Sep 10, 2016	EASTERN MICHIGAN	W 61-21	4	3	21	3	2	1	0	0	1	0	0	0	0
Sep 17, 2016	GEORGIA	L 27-28	6	4	28	4	1	3	0	2	0	0	0	0	0
Sep 23, 2016	DELAWARE STATE	W 79-0	0	0	0	0	0	0	0	0	0	0	0	0	0
Oct 01, 2016	at LSU	L 7-42	4	4	28	4	4	0	0	0	0	0	0	0	0
Oct 15, 2016	at Florida	L 14-40	4	2	9	1	0	1	1	1	0	0	1	0	0
Oct 22, 2016	MIDDLE TENNESSEE	L 45-51	6	6	34	4	1	3	2	0	0	0	0	0	0
Oct 29, 2016	KENTUCKY	L 21-35	3	3	21	3	2	1	0	0	0	0	0	0	0
Nov 05, 2016	at South Carolina	L 21-31	5	5	31	4	2	2	1	0	0	0	0	0	0
Nov 12, 2016	VANDERBILT	W 26-17	4	3	17	2	2	0	1	0	1	0	0	0	0
Nov 19, 2016	at Tennessee	L 37-63	3	3	21	3	2	1	0	0	0	0	0	0	0
Nov 25, 2016	ARKANSAS	W 28-24	6	3	17	2	1	1	1	0	1	2	0	0	0
Totals			50	41	246	31	18	13	10	3	3	2	1	0	0
41 of 50 (82.0%)															



2016 Mizzou Tiger Football
Mizzou Tigers By-Quarter Statistics (as of Nov 26, 2016)
All games



3rd-Down Conversions

Date	Opponent	Score	Overall	1st Qtr	2nd Qtr	3rd Qtr	4th Qtr	Overtime
Sep 3, 2016	at West Virginia	L 11-26	10-24 41.7	1-5 20.0	3-6 50.0	1-4 25.0	5-9 55.6	
Sep 10, 2016	EASTERN MICHIGAN	W 61-21	9-15 60.0	2-4 50.0	1-2 50.0	3-4 75.0	3-5 60.0	
Sep 17, 2016	GEORGIA	L 27-28	6-16 37.5	1-3 33.3	2-5 40.0	0-2 0.0	3-6 50.0	
Sep 23, 2016	DELAWARE STATE	W 79-0	6-8 75.0	1-3 33.3	1-1 100.0	1-1 100.0	3-3 100.0	
Oct 01, 2016	at LSU	L 7-42	4-14 28.6	0-3 0.0	2-4 50.0	1-4 25.0	1-3 33.3	
Oct 15, 2016	at Florida	L 14-40	4-15 26.7	0-4 0.0	0-4 0.0	1-3 33.3	3-4 75.0	
Oct 22, 2016	MIDDLE TENNESSEE	L 45-51	5-16 31.2	2-5 40.0	1-5 20.0	1-2 50.0	1-4 25.0	
Oct 29, 2016	KENTUCKY	L 21-35	4-15 26.7	0-4 0.0	2-5 40.0	1-3 33.3	1-3 33.3	
Nov 05, 2016	at South Carolina	L 21-31	8-18 44.4	0-3 0.0	2-4 50.0	1-3 33.3	5-8 62.5	
Nov 12, 2016	VANDERBILT	W 26-17	10-19 52.6	2-5 40.0	1-3 33.3	4-5 80.0	3-6 50.0	
Nov 19, 2016	at Tennessee	L 37-63	11-20 55.0	3-4 75.0	3-6 50.0	4-5 80.0	1-5 20.0	
Nov 25, 2016	ARKANSAS	W 28-24	6-13 46.2	0-2 0.0	0-1 0.0	3-5 60.0	3-5 60.0	
	Mizzou Tigers		83-193 43.0	12-45 26.7	18-46 39.1	21-41 51.2	32-61 52.5	0-0 0.0
	Opponents		86-194 44.3	26-57 45.6	27-55 49.1	22-47 46.8	11-35 31.4	0-0 0.0

4th-Down Conversions

Date	Opponent	Score	Overall	1st Qtr	2nd Qtr	3rd Qtr	4th Qtr	Overtime
Sep 3, 2016	at West Virginia	L 11-26	1-3 33.3	0-0 0.0	0-0 0.0	0-0 0.0	1-3 33.3	
Sep 10, 2016	EASTERN MICHIGAN	W 61-21	1-1 100.0	0-0 0.0	0-0 0.0	0-0 0.0	1-1 100.0	
Sep 17, 2016	GEORGIA	L 27-28	1-2 50.0	0-0 0.0	0-1 0.0	0-0 0.0	1-1 100.0	
Sep 23, 2016	DELAWARE STATE	W 79-0	0-0 0.0	0-0 0.0	0-0 0.0	0-0 0.0	0-0 0.0	
Oct 01, 2016	at LSU	L 7-42	1-2 50.0	0-0 0.0	0-0 0.0	0-1 0.0	1-1 100.0	
Oct 15, 2016	at Florida	L 14-40	0-0 0.0	0-0 0.0	0-0 0.0	0-0 0.0	0-0 0.0	
Oct 22, 2016	MIDDLE TENNESSEE	L 45-51	3-5 60.0	1-1 100.0	2-3 66.7	0-0 0.0	0-1 0.0	
Oct 29, 2016	KENTUCKY	L 21-35	1-1 100.0	0-0 0.0	0-0 0.0	0-0 0.0	1-1 100.0	
Nov 05, 2016	at South Carolina	L 21-31	2-3 66.7	0-1 0.0	1-1 100.0	1-1 100.0	0-0 0.0	
Nov 12, 2016	VANDERBILT	W 26-17	0-1 0.0	0-0 0.0	0-0 0.0	0-0 0.0	0-1 0.0	
Nov 19, 2016	at Tennessee	L 37-63	2-5 40.0	0-0 0.0	1-3 33.3	0-1 0.0	1-1 100.0	
Nov 25, 2016	ARKANSAS	W 28-24	1-1 100.0	0-0 0.0	0-0 0.0	1-1 100.0	0-0 0.0	
	Mizzou Tigers		13-24 54.2	1-2 50.0	4-8 50.0	2-4 50.0	6-10 60.0	0-0 0.0
	Opponents		5-12 41.7	2-3 66.7	1-2 50.0	1-1 100.0	1-6 16.7	0-0 0.0

Time of Possession

Date	Opponent	Score	Overall	1st Qtr	2nd Qtr	3rd Qtr	4th Qtr	Overtime
Sep 3, 2016	at West Virginia	L 11-26	25:47	4:43	7:14	4:41	9:09	
Sep 10, 2016	EASTERN MICHIGAN	W 61-21	21:16	4:22	5:24	4:12	7:18	
Sep 17, 2016	GEORGIA	L 27-28	22:42	5:11	5:50	3:39	8:02	
Sep 23, 2016	DELAWARE STATE	W 79-0	34:59	5:42	6:33	9:46	12:58	
Oct 01, 2016	at LSU	L 7-42	17:27	3:41	4:33	4:11	5:02	
Oct 15, 2016	at Florida	L 14-40	23:07	4:58	5:07	3:16	9:46	
Oct 22, 2016	MIDDLE TENNESSEE	L 45-51	27:46	7:52	9:31	6:12	4:11	
Oct 29, 2016	KENTUCKY	L 21-35	20:24	5:25	6:33	5:04	3:22	
Nov 05, 2016	at South Carolina	L 21-31	23:50	4:07	5:59	5:35	8:09	
Nov 12, 2016	VANDERBILT	W 26-17	23:33	7:14	2:25	5:18	8:36	
Nov 19, 2016	at Tennessee	L 37-63	31:09	7:35	7:10	10:38	5:46	
Nov 25, 2016	ARKANSAS	W 28-24	19:38	3:43	1:57	6:22	7:36	
	Mizzou Tigers	Total	291:38	64:33	68:16	68:54	89:55	0:00
		Avg.	24:18	5:22	5:41	5:44	7:29	0:00
	Opponents	Total	433:22	115:27	111:44	116:06	90:05	0:00
		Avg.	36:06	9:37	9:18	9:40	7:30	0:00



2016 Mizzou Tiger Football
 Mizzou Tigers Games Played (as of Nov 26, 2016)
 All games



##	PLAYER	GP-GS	WVU	EMU	UGA	DSU	LS	UF	MT	UK	SC	VANDY	UT	AR
4D	Lee, Brandon	12/4	XXX	XXX	XXX	XXX	XXX	XXX	XXX	XXX	START	START	START	STAR
3	Lock, Drew	12/12	START	START	START	START	START	START	START	START	START	START	START	STAR
96	Logan, A.J.	12/12	START	START	START	START	START	START	START	START	START	START	START	STAR
9	Mason, D	12/8	XXX	START	XXX	XXX	XXX	START	START	START	START	START	START	STAR
98	McCann, Tucker	12/-	XXX	XXX	XXX	XXX	XXX	XXX	XXX	XXX	XXX	XXX	XXX	XXX
72	Mitchell, Kyle	11/-	XXX	XXX	XXX	XXX	XXX	XXX	XXX	XXX	XXX	XXX	XXX	...
6	Moore, J'Mon	12/10	START	START	START	START	START	START	START	XXX	XXX	START	START	STAR
1M	Moore, Josh	5/-	...	XXX	...	XXX	XXX	XXX	XXX
25	Newsom, Donavin	12/11	START	START	START	START	START	START	START	START	XXX	START	START	STAR
71	Pendleton, K	12/12	START	START	START	START	START	START	START	START	START	START	START	STAR
1X	Penton, Aarion	12/11	START	START	START	START	XXX	START	START	START	START	START	START	STAR
3D	Perkins, R	12/4	XXX	XXX	XXX	XXX	XXX	START	START	XXX	XXX	XXX	START	STAR
66	Ploudre, Adam	12/7	XXX	XXX	XXX	START	XXX	XXX	START	START	START	START	START	STAR
10	Reese, Jason	11/4	START	START	XXX	START	XXX	XXX	START	XXX	...	XXX	XXX	XXX
61	Roland, Adam	1/-	XXX
5	Ross, Alex	10/-	XXX	XXX	XXX	XXX	XXX	XXX	XXX	XXX	XXX	XXX
6D	Ross, Tavon	7/-	XXX	XXX	XXX	XXX	XXX	XXX	XXX
30	Scherer, Michae	7/7	START	START	START	START	START	START	START
22	Sherrils, A	12/7	START	START	START	XXX	START	XXX	XXX	START	START	START	XXX	XXX
75	Simms, Tre'Vour	11/-	XXX	XXX	XXX	XXX	XXX	XXX	XXX	XXX	XXX	XXX	XXX	...
8	Smith, Justin	4/-	XXX	XXX	XXX	XXX
78	Stannard, M	11/-	...	XXX	XXX	XXX	XXX	XXX	XXX	XXX	XXX	XXX	XXX	XXX
31	Stribling, F	10/-	...	XXX	XXX	XXX	XXX	XXX	XXX	XXX	XXX	...	XXX	XXX
29	Strong, Nate	6/-	...	XXX	XXX	XXX	...	XXX	XXX	XXX
1Y	Taylor, Greg	8/-	XXX	XXX	XXX	XXX	XXX	...	XXX	XXX	...	XXX
99	Tesson, Ben	2/-	XXX	XXX	...
46	Trump, Jacob	5/-	XXX	XXX	...	XXX	XXX	XXX
49	Utsey, Markell	7/-	XXX	XXX	...	XXX	XXX	XXX	XXX	XXX	...
2D	Warren, T.J.	12/1	XXX	XXX	XXX	XXX	XXX	XXX	XXX	XXX	START	XXX	XXX	XXX
4	Williams, Ryan	1/-	XXX
13	Williams, S	12/5	XXX	START	START	XXX	START	XXX	START	START	XXX	XXX	XXX	XXX
8D	Wilson, Thomas	12/7	START	START	START	START	START	START	START	XXX	XXX	XXX	XXX	XXX
14	Wingo, Ray	7/-	XXX	XXX	XXX	XXX	XXX	XXX	...	XXX
21	Witter, Ish	12/10	START	START	START	START	START	XXX	START	START	START	START	XXX	STAR
2	Zanders, Marvin	8/-	XXX	XXX	...	XXX	XXX	XXX	...	XXX	XXX	XXX



2016 Mizzou Tiger Football
 Mizzou Tigers Total Tackles Game-by-Game (as of Nov 26, 2016)
 All games



Total Tackles	UA-A	Total	WVU	EMU	UGA	DSU	LS	UF	MT	UK	SC	VANDY	UT
Newsom, Donavin	46-27	73	8-0	3-3	7-2	3-1	1-4	2-7	8-3	2-1	3-1	5-2	3-2
Harris, Charles	35-26	61	2-0	1-2	4-3	0-1	1-5	1-4	3-1	4-3	4-4	6-3	6-0
Wilson, Thomas	40-18	58	5-0	6-4	9-1	-	5-9	6-3	1-0	1-0	-	2-0	-
Scherer, Michae	25-28	53	10-0	3-3	5-4	2-2	1-12	3-7	1-0	DNP	DNP	DNP	DNP
Sherrils, A	40-13	53	6-1	6-1	4-0	2-0	2-3	3-3	1-0	1-2	3-1	6-1	3-0
Hilton, Cam	35-14	49	1-0	3-0	1-1	3-1	DNP	1-2	6-3	9-1	4-2	3-1	1-2
Garrett, Cale	27-20	47	-	0-1	2-0	3-1	1-4	3-5	3-3	4-2	1-0	2-2	-
Beisel, Eric	35-9	44	1-0	-	-	3-0	-	-	-	5-0	10-4	1-2	9-1
Perkins, R	28-15	43	2-0	0-1	1-0	1-0	3-5	3-1	3-2	1-0	0-1	1-0	5-3
Penton, Aarion	35-8	43	5-1	2-0	3-0	1-0	3-3	3-2	2-0	4-1	4-0	2-0	1-0
Burkett, Joey	28-12	40	3-1	4-2	5-0	1-1	1-4	-	1-1	4-0	4-1	1-0	3-1
Lee, Brandon	26-11	37	2-0	0-1	1-2	2-3	1-1	-	3-1	4-0	9-2	3-0	1-0
Frazier, M	19-14	33	1-1	0-2	1-1	2-2	0-2	1-4	-	4-0	1-0	2-1	3-1
Hatley, Rickey	18-10	28	3-0	1-0	1-2	-	2-4	1-0	2-0	4-3	1-1	-	2-0
Gibson, John	22-6	28	3-0	3-1	1-1	1-1	2-2	0-1	-	DNP	1-0	2-0	3-0
Beckner, Terry	16-8	24	3-0	1-1	5-1	2-0	2-3	1-1	2-2	DNP	DNP	DNP	DNP
Warren, T.J.	19-5	24	-	-	-	-	-	-	3-1	7-3	4-0	2-1	2-0
Augusta, Josh	15-8	23	2-0	5-0	1-0	-	-	1-2	-	1-2	2-2	1-0	1-2
Hall, Terez	12-8	20	5-0	1-2	-	DNP	1-4	-	-	DNP	-	4-2	1-0
Williams, S	12-3	15	5-1	1-1	1-0	-	2-0	0-1	-	1-0	-	1-0	1-0
Logan, A.J.	5-10	15	2-1	0-1	0-2	0-1	0-1	0-1	1-1	-	-	1-1	-
Harold, Jordan	7-4	11	-	0-1	-	2-0	0-2	-	1-0	1-0	2-0	0-1	-
Cheadle, Logan	8-2	10	-	3-0	-	DNP	DNP	DNP	1-2	3-0	DNP	-	-
Acy, DeMarkus	5-1	6	-	-	-	1-0	2-1	-	1-0	-	-	1-0	-
Hines, Anthony	4-1	5	-	-	-	2-0	-	1-0	-	-	-	-	-
Utsey, Markell	2-3	5	DNP	DNP	DNP	-	0-2	DNP	-	1-0	0-1	-	1-0
Howard, Nate	2-1	3	DNP	DNP	DNP	DNP	DNP	DNP	DNP	-	DNP	0-1	1-0
Moore, Josh	1-1	2	DNP	1-1	DNP	-	DNP	DNP	DNP	-	DNP	DNP	-
Hull, Tanner	2-0	2	DNP	-	-	2-0	-	-	-	-	-	-	-
Hurrell, Jake	1-1	2	-	-	-	-	0-1	1-0	-	-	-	-	DNP
Moore, J'Mon	2-0	2	-	-	2-0	-	-	-	-	-	-	-	-
Taylor, Greg	1-0	1	-	-	-	1-0	-	DNP	-	-	DNP	-	DNP
Pendleton, K	1-0	1	-	-	-	-	-	-	-	-	-	-	1-0
Ross, Tavon	1-0	1	DNP	DNP	DNP	1-0	DNP	DNP	-	-	-	-	-
Reese, Jason	1-0	1	-	-	-	-	-	-	-	-	DNP	1-0	-
Holmes, C	1-0	1	-	-	-	-	-	-	-	-	DNP	-	DNP
Jacobs, Tyrell	1-0	1	DNP	DNP	DNP	1-0	DNP	DNP	DNP	DNP	DNP	DNP	DNP
Stannard, M	0-1	1	DNP	-	-	-	-	-	-	-	-	-	-
Laurent, Eric	1-0	1	-	-	-	-	1-0	-	-	-	-	-	-
Agbasimere, F	1-0	1	-	-	DNP	-	DNP	DNP	DNP	DNP	DNP	-	-



2016 Mizzou Tiger Football
 Mizzou Tigers Passing Game-by-Game (as of Nov 26, 2016)
 All games



#3 Lock, Drew	Comp	Att	Int	Pct	Yards	TD	Long	Sacked	Effic
West Virginia	23	51	0	45.1	280	1	42	1-9	97.69
Eastern Michigan	24	37	0	64.9	450	5	87	0-0	211.62
Georgia	23	38	3	60.5	376	3	79	0-0	153.91
Delaware State	26	36	0	72.2	402	5	46	0-0	211.86
LSU	17	37	1	45.9	167	0	20	2-15	78.45
Florida	4	18	2	22.2	39	0	15	0-0	18.20
Middle Tennessee	20	40	0	50.0	281	2	40	2-9	125.51
Kentucky	18	31	0	58.1	220	2	57	1-0	138.97
South Carolina	23	40	2	57.5	302	1	37	3-24	119.17
Vanderbilt	22	37	0	59.5	294	2	82	1-1	144.04
Tennessee	21	43	2	48.8	320	1	50	1-7	109.72
Arkansas	16	26	0	61.5	268	1	67	2-26	160.82
TOTALS	237	434	10	54.6	3399	23	87	13-91	133.28

#2 Zanders, Marvin	Comp	Att	Int	Pct	Yards	TD	Long	Sacked	Effic
West Virginia	1	2	0	50.0	2	0	2	0-0	58.40
Eastern Michigan	3	3	0	100.0	27	0	10	0-0	175.60
Delaware State	2	2	0	100.0	17	1	15	0-0	336.40
Florida	3	4	0	75.0	59	0	34	0-0	198.90
Kentucky	1	1	0	100.0	9	0	9	0-0	175.60
TOTALS	10	12	0	83.3	114	1	34	0-0	190.63

#2Y Fatony, Corey	Comp	Att	Int	Pct	Yards	TD	Long	Sacked	Effic
Delaware State	1	1	0	100.0	11	0	11	0-0	192.40
TOTALS	1	1	0	100.0	11	0	11	0-0	192.40

#87 Laurent, Eric	Comp	Att	Int	Pct	Yards	TD	Long	Sacked	Effic
LSU	1	1	0	100.0	21	1	21	0-0	606.40
TOTALS	1	1	0	100.0	21	1	21	1-10	606.40



2016 Mizzou Tiger Football
 Mizzou Tigers Sacks Game-by-Game (as of Nov 26, 2016)
 All games



SACKS	UA-A	Total	WVU	EMU	UGA	DSU	LS	UF	MT	UK	SC	VANDY	UT
Harris, Charles	8-2	9.0	-	-	3.0-14	-	0.5-1	-	-	-	2.0-16	2.5-19	1.0-1
Frazier, M	7-1	7.5	-	-	-	1.0-8	-	-	-	-	-	2.5-16	1.0-2
Newsom, Donavin	3-0	3.0	-	-	-	1.0-2	-	1.0-5	-	-	-	-	-
Lee, Brandon	2-0	2.0	-	-	-	-	-	-	-	1.0-1	1.0-7	-	-
Harold, Jordan	1-1	1.5	-	-	-	1.0-3	-	-	-	-	-	0.5-3	-
Hatley, Rickey	1-0	1.0	-	-	1.0-10	-	-	-	-	-	-	-	-
Hilton, Cam	1-0	1.0	-	-	-	-	DNP	-	-	-	1.0-5	-	-
Augusta, Josh	1-0	1.0	-	1.0-5	-	-	-	-	-	-	-	-	-
Howard, Nate	0-1	0.5	DNP	DNP	DNP	DNP	DNP	DNP	DNP	-	DNP	0.5-3	-
Scherer, Michae	0-1	0.5	-	-	-	-	0.5-0	-	-	DNP	DNP	DNP	DNP



2016 Mizzou Tiger Football
 Mizzou Tigers Tackle For Loss Game-by-Game (as of Nov 26, 2016)
 All games



TACKLES FOR LOSS	UA-A	Total	WVU	EMU	UGA	DSU	LS	UF	MT	UK	SC	VANDY	UT
Harris, Charles	11-2	12.0	-	-	4.0-23	-	0.5-1	-	1.0-2	-	2.0-16	3.5-20	1.0-1
Frazier, M	8-1	8.5	-	-	-	1.0-8	-	-	-	-	-	2.5-16	1.0-2
Beisel, Eric	6-0	6.0	-	-	-	-	-	-	-	3.0-4	2.0-6	-	-
Garrett, Cale	5-2	6.0	-	0.5-1	-	1.0-5	0.5-1	-	1.0-1	1.0-1	-	-	-
Newsom, Donavin	5-1	5.5	-	-	-	1.0-2	-	1.0-5	1.0-2	-	-	1.0-2	0.5-1
Augusta, Josh	4-0	4.0	1.0-2	2.0-6	-	-	-	-	-	-	1.0-1	-	-
Lee, Brandon	4-0	4.0	1.0-4	-	-	-	-	-	-	1.0-1	2.0-8	-	-
Perkins, R	2-3	3.5	-	0.5-1	-	-	-	-	-	-	-	-	1.5-3
Scherer, Michae	2-3	3.5	1.0-1	0.5-0	0.5-1	-	0.5-0	1.0-2	-	DNP	DNP	DNP	DNP
Harold, Jordan	2-1	2.5	-	-	-	1.0-3	-	-	-	-	1.0-3	0.5-3	-
Hilton, Cam	2-1	2.5	-	-	-	-	DNP	-	-	1.0-3	1.0-5	0.5-1	-
Logan, A.J.	1-2	2.0	-	-	0.5-0	-	-	-	-	-	-	0.5-0	-
Beckner, Terry	2-0	2.0	-	-	-	1.0-1	-	-	1.0-3	DNP	DNP	DNP	DNP
Hall, Terez	2-0	2.0	1.0-1	-	-	DNP	-	-	-	DNP	-	-	1.0-2
Wilson, Thomas	1-1	1.5	-	-	1.0-2	-	0.5-0	-	-	-	-	-	-
Gibson, John	1-0	1.0	-	-	-	-	-	-	-	DNP	-	-	1.0-2
Sherrils, A	1-0	1.0	1.0-6	-	-	-	-	-	-	-	-	-	-
Burkett, Joey	1-0	1.0	1.0-1	-	-	-	-	-	-	-	-	-	-
Jacobs, Tyrell	1-0	1.0	DNP	DNP	DNP	1.0-6	DNP	DNP	DNP	DNP	DNP	DNP	DNP
Hatley, Rickey	1-0	1.0	-	-	1.0-10	-	-	-	-	-	-	-	-
Penton, Aarion	0-1	0.5	-	-	-	-	-	-	-	-	-	-	-
Moore, Josh	0-1	0.5	DNP	0.5-1	DNP	-	DNP	DNP	DNP	-	DNP	DNP	-
Howard, Nate	0-1	0.5	DNP	DNP	DNP	DNP	DNP	DNP	DNP	-	DNP	0.5-3	-



2016 Mizzou Tiger Football
 Mizzou Tigers Individual Season/Career Statistics (as of Nov 26, 2016)
 All games



SEASON

CAREER

Rushing	gp	att	gain	loss	net	avg	td	lg	avg/g	gp	att	gain	loss	net	avg	td	lg	avg/g
Crockett, Damarea	11	153	1076	14	1062	6.9	10	39	96.5	11	153	1076	14	1062	6.9	10	39	96.5
Witter, Ish	12	162	761	11	750	4.6	6	25	62.5	36	315	1424	55	1369	4.3	8	27	38.0
Zanders, Marvin	8	35	211	13	198	5.7	2	31	24.8	9	35	211	13	198	5.7	2	31	22.0
Strong, Nate	6	32	149	12	137	4.3	2	23	22.8	6	32	149	12	137	4.3	2	23	22.8
Lock, Drew	12	52	219	96	123	2.4	1	24	10.2	24	104	407	256	151	1.5	2	33	6.3
Johnson, Johnathon	12	4	115	1	114	28.5	0	82	9.5	12	4	115	1	114	28.5	0	82	9.5
Ross, Alex	10	24	76	5	71	3.0	0	10	7.1	10	24	76	5	71	3.0	0	10	7.1
Williams, Ryan	1	9	51	0	51	5.7	0	12	51.0	1	9	51	0	51	5.7	0	12	51.0
Mason, Dimetrios	12	2	29	0	29	14.5	0	20	2.4	12	2	29	0	29	14.5	0	20	2.4
Augusta, Josh	12	10	15	0	15	1.5	2	3	1.2	52	10	15	0	15	1.5	2	3	0.3
Sherrils, Anthony	12	1	14	0	14	14.0	0	14	1.2	12	1	14	0	14	14.0	0	14	1.2
Floyd, Richaud	9	1	5	0	5	5.0	0	5	0.6	9	1	5	0	5	5.0	0	5	0.6
Moore, J'Mon	12	0	0	0	0	0.0	1	0	0.0	37	0	0	0	0	0.0	1	0	0.0
Laurent, Eric	12	1	0	10	-10	-10.0	0	0	-0.8	16	1	0	10	-10	-10.0	0	0	-0.6
TEAM	9	14	0	98	-98	-7.0	0	0	-10.9									
Total	12	500	2721	260	2461	4.9	24	82	205.1									
Opponents	12	531	3094	300	2794	5.3	28	71	232.8									

Passing	gp	effic	comp-att-int	pct	yds	td	lg	avg/g	gp	effic	comp-att-int	pct	yds	td	lg	avg/g
Lock, Drew	12	133.28	237-434-10	54.6	3399	23	87	283.2	24	117.15	366-697-18	52.5	4731	27	87	197.1
Zanders, Marvin	8	190.63	10-12-0	83.3	114	1	34	14.2	9	190.63	10-12-0	83.3	114	1	34	12.7
Laurent, Eric	12	606.40	1-1-0	100.0	21	1	21	1.8	16	606.40	1-1-0	100.0	21	1	21	1.3
Fatony, Corey	12	192.40	1-1-0	100.0	11	0	11	0.9	24	192.40	1-1-0	100.0	11	0	11	0.5
Total	12	136.00	249-448-10	55.6	3545	25	87	295.4								
Opponents	12	123.42	241-418-15	57.7	2962	17	66	246.8								

Receiving	gp	no.	yds	avg	td	lg	avg/g	gp	no.	yds	avg	td	lg	avg/g
Moore, J'Mon	12	62	1012	16.3	8	82	84.3	37	93	1395	15.0	11	82	37.7
Mason, Dimetrios	12	47	587	12.5	3	57	48.9	12	47	587	12.5	3	57	48.9
Johnson, Johnathon	12	24	435	18.1	2	87	36.2	12	24	435	18.1	2	87	36.2
Culkin, Sean	10	24	282	11.8	0	25	28.2	48	61	601	9.9	2	25	12.5
Hall, Emanuel	12	19	307	16.2	2	49	25.6	23	27	371	13.7	2	49	16.1
Black, Chris	12	17	257	15.1	1	33	21.4	12	17	257	15.1	1	33	21.4
Blanton, Kendall	12	16	161	10.1	3	22	13.4	12	16	161	10.1	3	22	13.4
Reese, Jason	11	8	97	12.1	2	24	8.8	36	24	235	9.8	2	24	6.5
Witter, Ish	12	7	50	7.1	0	19	4.2	36	22	193	8.8	0	49	5.4
Wingo, Ray	7	5	143	28.6	2	68	20.4	16	9	167	18.6	2	68	10.4
Crockett, Damarea	11	5	14	2.8	0	9	1.3	11	5	14	2.8	0	9	1.3
Floyd, Richaud	9	4	94	23.5	0	37	10.4	9	4	94	23.5	0	37	10.4
Hanneke, Tyler	12	2	26	13.0	0	16	2.2	12	2	26	13.0	0	16	2.2
Dilosa, Keyon	3	2	7	3.5	0	5	2.3	14	13	93	7.2	0	21	6.6
Collins, Dominic	3	1	22	22.0	0	22	7.3	3	1	22	22.0	0	22	7.3
Lock, Drew	12	1	21	21.0	1	21	1.8	24	1	21	21.0	1	21	0.9
Sherrils, Anthony	12	1	11	11.0	0	11	0.9	12	1	11	11.0	0	11	0.9
Strong, Nate	6	1	7	7.0	0	7	1.2	6	1	7	7.0	0	7	1.2
Smith, Justin	4	1	7	7.0	0	7	1.8	4	1	7	7.0	0	7	1.8
Ross, Alex	10	1	3	3.0	0	3	0.3	10	1	3	3.0	0	3	0.3
Laurent, Eric	12	1	2	2.0	1	2	0.2	16	2	6	3.0	1	4	0.4
Total	12	249	3545	14.2	25	87	295.4							
Opponents	12	241	2962	12.3	17	66	246.8							



2016 Mizzou Tiger Football
 Mizzou Tigers Individual Season/Career Statistics (as of Nov 26, 2016)
 All games



	SEASON						CAREER					
	g	plays	rush	pass	total	avg/g	g	plays	rush	pass	total	avg/g
Total Offense												
Lock, Drew	12	486	123	3399	3522	293.5	24	801	151	4731	4882	203.4
Crockett, Damarea	11	153	1062	0	1062	96.5	11	153	1062	0	1062	96.5
Witter, Ish	12	162	750	0	750	62.5	36	315	1369	0	1369	38.0
Zanders, Marvin	8	47	198	114	312	39.0	9	47	198	114	312	34.7
Strong, Nate	6	32	137	0	137	22.8	6	32	137	0	137	22.8
Johnson, Johnathon	12	4	114	0	114	9.5	12	4	114	0	114	9.5
Ross, Alex	10	24	71	0	71	7.1	10	24	71	0	71	7.1
Williams, Ryan	1	9	51	0	51	51.0	1	9	51	0	51	51.0
Mason, Dimetrios	12	2	29	0	29	2.4	12	2	29	0	29	2.4
Augusta, Josh	12	10	15	0	15	1.2	52	10	15	0	15	0.3
Sherrils, Anthony	12	1	14	0	14	1.2	12	1	14	0	14	1.2
Fatony, Corey	12	1	0	11	11	0.9	24	2	26	11	37	1.5
Laurent, Eric	12	2	-10	21	11	0.9	16	2	-10	21	11	0.7
Floyd, Richaud	9	1	5	0	5	0.6	9	1	5	0	5	0.6
TEAM	9	14	-98	0	-98	-10.9						
Total	12	948	2461	3545	6006	500.5						
Opponents	12	949	2794	2962	5756	479.7						

Scoring	td	fg	PAT				dpx	saf	pts	td	fg	PAT				dpx	saf	pts
			kick	rush	rcv	pass						kick	rush	rcv	pass			
Crockett, Damarea	10	-	-	-	-	-	-	60	10	-	-	-	-	-	-	-	60	
McCann, Tucker	-	6-12	39-43	-	-	-	-	57	-	6-12	39-43	-	-	-	-	-	57	
Moore, J'Mon	9	-	-	-	1	-	-	56	12	-	-	-	1	-	-	-	74	
Witter, Ish	6	-	-	-	-	-	-	36	8	-	-	-	-	-	-	-	48	
Johnson, Johnathon	3	-	-	-	-	-	-	18	3	-	-	-	-	-	-	-	18	
Blanton, Kendall	3	-	-	-	-	-	-	18	3	-	-	-	-	-	-	-	18	
Mason, Dimetrios	3	-	-	-	-	-	-	18	3	-	-	-	-	-	-	-	18	
Lock, Drew	2	-	-	-	-	1-1	-	12	3	-	-	-	2-2	-	-	-	18	
Augusta, Josh	2	-	-	-	-	-	-	12	2	-	-	-	-	-	-	-	12	
Wingo, Ray	2	-	-	-	-	-	-	12	2	-	-	-	-	-	-	-	12	
Reese, Jason	2	-	-	-	-	-	-	12	2	-	-	-	1	-	-	-	14	
Strong, Nate	2	-	-	-	-	-	-	12	2	-	-	-	-	-	-	-	12	
Hall, Emanuel	2	-	-	-	-	-	-	12	2	-	-	-	-	-	-	-	12	
Zanders, Marvin	2	-	-	-	-	-	-	12	2	-	-	-	-	-	-	-	12	
Burkett, Joey	1	-	-	-	-	-	-	6	1	-	-	-	-	-	-	-	6	
Laurent, Eric	1	-	-	-	-	-	-	6	1	-	-	-	-	-	-	-	6	
Penton, Aarion	1	-	-	-	-	-	-	6	2	-	-	-	-	-	-	-	12	
Black, Chris	1	-	-	-	-	-	-	6	1	-	-	-	-	-	-	-	6	
Adams, Turner	-	0-1	5-6	-	-	-	-	5	-	0-1	5-6	-	-	-	-	-	5	
Tesson, Ben	-	-	1-2	-	-	-	-	1	-	-	1-2	-	-	-	-	-	1	
Total	52	6-13	45-51	-	1	1-1	-	377										
Opponents	49	12-22	48-48	-	-	0-1	-	378										

Punt Returns	no.	yds	avg	td	lg	no.	yds	avg	td	lg
Johnson, Johnathon	14	196	14.0	1	63	14	196	14.0	1	63
Black, Chris	12	97	8.1	0	51	12	97	8.1	0	51
Total	26	293	11.3	1	63					
Opponents	20	111	5.6	0	17					

Kick Returns	no.	yds	avg	td	lg	no.	yds	avg	td	lg
Ross, Alex	24	509	21.2	0	30	24	509	21.2	0	30
Johnson, Johnathon	10	171	17.1	0	36	10	171	17.1	0	36
Crockett, Damarea	6	106	17.7	0	24	6	106	17.7	0	24
Mason, Dimetrios	1	13	13.0	0	13	1	13	13.0	0	13
Hanneke, Tyler	1	8	8.0	0	8	1	8	8.0	0	8
Taylor, Greg	1	4	4.0	0	4	1	4	4.0	0	4
Total	43	811	18.9	0	36					
Opponents	21	541	25.8	1	44					



2016 Mizzou Tiger Football
 Mizzou Tigers Individual Season/Career Statistics (as of Nov 26, 2016)
 All games



	SEASON					CAREER				
	no.	yds	avg	td	lg	no.	yds	avg	td	lg
Interceptions										
Penton, Aarion	5	82	16.4	1	63	10	123	12.3	1	63
Gibson, John	3	20	6.7	0	18	5	55	11.0	0	35
Burkett, Joey	2	9	4.5	1	8	2	9	4.5	1	8
Garrett, Cale	1	4	4.0	0	4	1	4	4.0	0	4
Cheadle, Logan	1	13	13.0	0	13	1	13	13.0	0	13
Scherer, Michael	1	19	19.0	0	19	1	19	19.0	0	19
Hilton, Cam	1	27	27.0	0	27	1	27	27.0	0	27
Sherrills, Anthony	1	-4	-4.0	0	0	1	-4	-4.0	0	0
Total	15	170	11.3	2	63					
Opponents	10	227	22.7	3	78					

	SEASON					CAREER				
	no.	yds	avg	td	lg	no.	yds	avg	td	lg
Fumble Returns										
Lee, Brandon	1	2	2.0	0	2	1	2	2.0	0	2
Harris, Charles	1	12	12.0	0	12	1	12	12.0	0	12
Total	2	14	7.0	0	12					
Opponents	0	0	0.0	0	0					

	SEASON								CAREER							
	g	rush	rcv	pr	kr	ir	total	avg/g	g	rush	rcv	pr	kr	ir	total	avg/g
Crockett, Damare	11	1062	14	0	106	0	1182	107.5	11	1062	14	0	106	0	1182	107.5
Moore, J'Mon	12	0	1012	0	0	0	1012	84.3	37	0	1395	0	0	0	1395	37.7
Johnson, Johnat	12	114	435	196	171	0	916	76.3	12	114	435	196	171	0	916	76.3
Witter, Ish	12	750	50	0	0	0	800	66.7	36	1369	193	0	0	0	1562	43.4
Mason, Dimetrios	12	29	587	0	13	0	629	52.4	12	29	587	0	13	0	629	52.4
Ross, Alex	10	71	3	0	509	0	583	58.3	10	71	3	0	509	0	583	58.3
Black, Chris	12	0	257	97	0	0	354	29.5	12	0	257	97	0	0	354	29.5
Hall, Emanuel	12	0	307	0	0	0	307	25.6	23	0	371	0	0	0	371	16.1
Culkin, Sean	10	0	282	0	0	0	282	28.2	48	0	601	0	0	0	601	12.5
Zanders, Marvin	8	198	0	0	0	0	198	24.8	9	198	0	0	0	0	198	22.0
Blanton, Kendall	12	0	161	0	0	0	161	13.4	12	0	161	0	0	0	161	13.4
Lock, Drew	12	123	21	0	0	0	144	12.0	24	151	21	0	0	0	172	7.2
Strong, Nate	6	137	7	0	0	0	144	24.0	6	137	7	0	0	0	144	24.0
Wingo, Ray	7	0	143	0	0	0	143	20.4	16	4	167	0	0	0	171	10.7
Floyd, Richaud	9	5	94	0	0	0	99	11.0	9	5	94	0	0	0	99	11.0
Reese, Jason	11	0	97	0	0	0	97	8.8	36	0	235	0	28	0	263	7.3
Penton, Aarion	12	0	0	0	0	82	82	6.8	51	0	0	116	12	123	251	4.9
Williams, Ryan	1	51	0	0	0	0	51	51.0	1	51	0	0	0	0	51	51.0
Hanneke, Tyler	12	0	26	0	8	0	34	2.8	12	0	26	0	8	0	34	2.8
Hilton, Cam	11	0	0	0	0	27	27	2.5	23	0	129	21	13	27	190	8.3
Collins, Dominic	3	0	22	0	0	0	22	7.3	3	0	22	0	0	0	22	7.3
Sherrills, Anthony	12	14	11	0	0	-4	21	1.8	12	14	11	0	0	-4	21	1.8
Gibson, John	11	0	0	0	0	20	20	1.8	49	0	0	0	291	55	346	7.1
Scherer, Michael	7	0	0	0	0	19	19	2.7	47	0	0	0	0	19	19	0.4
Augusta, Josh	12	15	0	0	0	0	15	1.2	52	15	0	0	0	0	15	0.3
Cheadle, Logan	8	0	0	0	0	13	13	1.6	33	0	0	0	0	13	13	0.4
Burkett, Joey	12	0	0	0	0	9	9	0.8	36	0	0	0	0	9	9	0.2
Dilosa, Keyon	3	0	7	0	0	0	7	2.3	14	0	93	0	0	0	93	6.6
Smith, Justin	4	0	7	0	0	0	7	1.8	4	0	7	0	0	0	7	1.8
Garrett, Cale	12	0	0	0	0	4	4	0.3	12	0	0	0	0	4	4	0.3
Taylor, Greg	8	0	0	0	4	0	4	0.5	8	0	0	0	4	0	4	0.5
Laurent, Eric	12	-10	2	0	0	0	-8	-0.7	16	-10	6	0	0	0	-4	-0.2
TEAM	9	-98	0	0	0	0	-98	-10.9								
Total	12	2461	3545	293	811	170	7280	606.7								
Opponents	12	2794	2962	111	541	227	6671	555.9								

	SEASON				CAREER			
	att	good	long	blkd	att	good	long	blkd
Field Goals								
McCann, Tucker	12	6	46	0	12	6	46	0
Adams, Turner	1	0	0	0	1	0	0	0
Total	13	6	46	0				
Opponents	22	12	53	0				

