



2015-16 UNIVERSITY OF MISSOURI MEN'S BASKETBALL GAME NOTES

2015-16 SCHEDULE

OVERALL: 10-19 HOME: 10-6 AWAY: 0-10 NEUTRAL: 0-3

DATE	OPPONENT	TV	SCORE/TIME (CT)
N 13 F	Wofford #	SECN +	W, 83-74
N 15 U	UMES #	SECN	W, 73-55
N 17 T	at Xavier (RV)	FS1	L, 78-66
N 23 M	vs. Kansas State &	ESPN2	L, 66-42
N 25 T	vs. Northwestern &	ESPN3	L, 67-62
D 1 T	Arkansas State	SECN	W, 88-78
D 4 F	Northern Illinois	SECN +	W, 78-71
D 9 W	Omaha	SECN	W, 85-78
D 13 U	at #13 Arizona	Pac-12 Net.	L, 88-52
D 19 S	NC State	SECN	L, 73-59
D 23 W	vs. Illinois %	ESPN2	L, 68-63
D 29 T	Arkansas-Pine Bluff	SECN +	W, 78-25
J 2 S	Savannah State	SECN +	W, 81-50
J 6 W	at Georgia *	SECN ^	L, 77-59
J 9 S	Auburn *	ESPN2	W, 76-61
J 12 T	Arkansas *	SECN ^	L, 94-61
J 16 S	at #19 South Carolina *	SECN ^	L, 81-72
J 20 W	Georgia *	SECN ^	L, 60-57
J 23 S	at #10 Texas A&M *	SECN ^	L, 66-53
J 27 W	at #20 Kentucky *	SECN ^	L, 88-54
J 30 S	Mississippi State *	SECN ^	L, 76-62
F 3 W	Ole Miss *	SECN ^	L, 76-73
F 6 S	at Alabama *	SECN ^	L, 80-71
F 10 W	at Vanderbilt *	SECN ^	L, 86-71
F 13 S	Tennessee *	SECN ^	W, 75-64
F 16 T	South Carolina (RV) *	SECN ^	W, 72-67
F 20 S	at Arkansas *	SECN ^	L, 84-72
F 23 T	at Ole Miss *	SECN ^	L, 85-76
F 27 S	#21 Texas A&M *	ESPN2	L, 84-69
M 1 T	at LSU *	SECN ^	8 p.m.
M 5 S	Florida	SECN ^	6:30 p.m.

Bold denotes home // * denotes SEC game
 # - CBE HOF Classic Host Games (Mizzou Arena, Columbia, Mo.)
 & - CBE HOF Classic Championship Rounds (Sprint Center, Kansas City, Mo.)
 % - 35th Annual Braggins' Rights Game (Scottrade Center, St. Louis, Mo.)
 ^ - SEC Network broadcasts are additionally available through WatchESPN apps and the website, WatchESPN.com
 + - SEC Network + events are digitally exclusive events available on WatchESPN apps or WatchESPN.com

GAME
30

MIZZOU TIGERS (10-19, 3-13) AT LSU TIGERS (17-12, 10-6)

TUESDAY, MARCH 1, 2016 // 8 P.M. (CT) // PETE MARAVICH ASSEMBLY CENTER, // BATON ROUGE, LA.

@MIZZOUHOOPS		
10-19 (3-13)		
	OVERALL	SEC
PTS / GAME	68.4	67.1
PTS ALLOWED / GAME	72.4	76.8
FG %	41.8	40.0
FG DEFENSE %	42.0	44.6
3-PT FG %	30.5	28.3
3-PT FG DEFENSE %	33.8	34.0
REB / GAME	35.8	35.4
REB ALLOWED / GAME	37.4	39.1
OVERALL LEADING SCORER	PURYEAR (11.4)	
OVERALL LEADING REBOUNDER	WRIGHT (5.0)	
HEAD COACH	Kim Anderson (Missouri, '79, '81)	
SCHOOL RECORD	19-42 (2nd season)	
CAREER RECORD	293-137 (14th season)	
COACHING RECORD VS. LSU	0-1	

SERIES INFORMATION	
ALL-TIME SERIES	3-2 LSU
IN COLUMBIA	2-0 Mizzou
IN BATON ROUGE	2-0 LSU
NEUTRAL SITE	1-0 LSU
LAST MEETING	W, 74-67 OT Jan. 8, 2015 (Columbia, Mo.)

FOLLOW #MIZZOU	
ON TELEVISION	SEC Network 8:05 p.m. CT John Saunders (Play-by-Play) Jon Sundvold (Analyst) Kaylee Hartung (Reporter) Joe Taylor (Producer)
ON RADIO	Tiger Radio Network Mike Kelly (Play-by-Play) Gary Link (Analyst) Matt Winegardner (Engineer)
ONLINE	@MizzouHoops MUTigers.com LSU.Statbroadcast.com



@LSUBASKETBALL		
17-12 (10-6)		
	OVERALL	SEC
PTS / GAME	75.7	72.8
PTS ALLOWED / GAME	65.8	67.3
FG %	45.4	43.3
FG DEFENSE %	41.0	42.3
3-PT FG %	36.3	35.7
3-PT FG DEFENSE %	33.7	36.1
REB / GAME	38.0	36.9
REB ALLOWED / GAME	35.0	35.7
OVERALL LEADING SCORER	JONES (15.5)	
OVERALL LEADING REBOUNDER	JONES (7.1)	
HEAD COACH	Johnny Jones (LSU, '85)	
SCHOOL RECORD	78-49 (4th season)	
CAREER RECORD	283-211 (16th season)	
COACHING RECORD VS. MISSOURI	2-2	

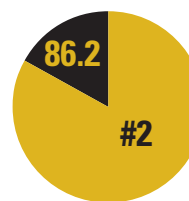
#ZOUNOTES

- Mizzou Men's Basketball (10-19, 3-13) hits the road for the final time in its 2015-16 campaign to visit LSU on Tuesday, March 1, with an 8 p.m. CT tipoff on SEC Network.
- Sophomore guard **Tramaine Isabell** scored a career-high 17 points for the 2nd-straight game and senior forward **Ryan Rosburg** added 15 points in the Tigers' latest game vs. Texas A&M (Feb. 27).
- Freshman forward **Kevin Puryear** leads Mizzou with his 11.4 and 11.1 respective scoring averages in overall and conference games.
- Senior forward **Ryan Rosburg** has put together the greatest seven-game stretch of his career, averaging 15.9 points per game and scoring the first two 20-point games of his career.
- The first-ever #RallyForRhyann Game (Feb. 13, vs. Tennessee) raised more than \$50,000 dollars for pediatric cancer research in honor of assistant coach **Brad Loos'** 5-year old daughter, Rhyann, who continues her fight against neuroblastoma.

#ZOUSTATS

15.9

Senior forward **Ryan Rosburg** has averaged 15.9 points per game in Mizzou's last seven games, which included a career-high 24 points at Vanderbilt (Feb. 10).



Freshman forward **Kevin Puryear** ranks second in the SEC for his free throw percentage in conference games, hitting on 86.2 percent of his attempts (56-of-65). Additionally, sophomore guard **Namon Wright** is 8th with his 80.0-percent success rate (48-of-60).

PROJECTED #MIZZOU LINEUP



G

1

terrence
PHILLIPS

FR // 5-11 // 175 // ORANGE COUNTY, CALIF.

@FloorGeneral103

PPG	RPG	APG	SPG
7.6	4.1	3.3	1.4
▶ 8 pts, 10 reb. vs. Texas A&M (Feb. 27)			
▶ Matched season-high with 16 points vs. Arkansas (Jan. 12)			
▶ 88-4 record as Oak Hill starting PG			



G

4

tramaine
ISABELL

SO // 6-0 // 178 // SEATTLE, WASH.

@otrillmaine

PPG	APG	FG%	MPG
6.5	1.3	38.5	16.8
▶ Career-high 17 points in back-to-back games at Ole Miss, Texas A&M			
▶ Made first start of 2015-16 season against the Aggies (Feb. 27)			



G

12

namon
WRIGHT

SO // 6-5 // 202 // LOS ANGELES, CALIF.

@kharyw

PPG	RPG	APG	FT%
9.4	5.0	1.4	.780
▶ First career double-double with 12 pts., 12 reb. at Arkansas (Feb. 20)			
▶ Season-high 18 points in opening win vs. Wofford (Nov. 13)			



F

24

kevin
PURYEAR

FR // 6-7 // 236 // BLUE SPRINGS, MO.

@CallMe_KP24

PPG	RPG	FG%	FT%
11.4	4.7	46.1	82.9
▶ Season-high 23 pts. at Arkansas			
▶ 10+ pts. in 19 of 28 games			
▶ KC Star Metro Player of the Year as a senior at Blue Springs South			



F

44

ryan
ROSBURG

SR // 6-10 // 260 // CHESTERFIELD, MO.

@RyRos44

PPG	RPG	FG%	MPG
7.2	3.8	63.1	19.2
▶ Career-high 24 pts. with 11 boards at Vandy (Feb. 10), first-ever dbl-dbl			
▶ 67 career starts over the last 3.75 seasons (124 appearances)			

PROJECTED LSU LINEUP

G 55 TIM QUARTERMAN (JR, 6-6, 190) 10.7 PPG // 4.7 RPG // 3.6 APG	G 15 JALYN PATTERSON (SO, 6-1, 183) 5.1 PPG // 1.5 RPG // 1.8 APG	G 2 ANTONIO BLAKENEY (FR, 6-4, 190) 12.1 PPG // 3.4 RPG // 29.8 MPG	F 32 CRAIG VICTOR (SO, 6-9, 235) 12.4 PPG // 5.8 RPG // .75 FG%	F 25 BEN SIMMONS (FR, 6-10, 240) 19.6 PPG // 11.8 RPG // 5.0 APG
---	---	---	---	--

QUICK FACTS
INSTITUTIONAL INFORMATION

Location _____ Columbia, Mo.
 Founded: _____ 1839
 Enrollment: _____ 35,050
 Nickname: _____ Tigers
 Colors: _____ Old Gold and Black
 Arena (Capacity): _____ Mizzou Arena (15,061)
 Conference: _____ Southeastern
 Interim System President: _____ Mike Middleton
 Phone _____ 573-882-2011
 Interim Chancellor: _____ Hank Foley
 Phone: _____ 573-882-3387
 Director of Athletics: _____ Mack Rhoades
 Department Phone: _____ 573-882-6501
 Ticket Office Phone: _____ 573-884-7297
 _____ 800-228-7297

THE MIZZOU TIGERS

Head Coach: _____ Kim Anderson (Second season)
 _____ University of Missouri, 1979, '81
 Missouri Record _____ 19-42 (2nd season)
 Overall Record: _____ 293-137 / .681 (14th season)
 Assistant Coaches: _____ Rob Fulford (Second season)
 _____ Brad Loos (Second season)
 _____ Corey Tate (First season)
 Special Assistant to the Head Coach _____
 _____ Steve Shields (First season)
 Basketball Operations: _____ Paul Rorvig
 _____ (Second season)
 Basketball Performance: _____ Matt Herring
 _____ (Second season)
 Operations Assistant _____ John Poettgen
 Graduate Assistants: _____ Brett Anderson
 _____ Jon Gilliam
 2014-15 Record: _____ 9-23
 SEC Record (Finish): _____ 3-15 (14th)
 Starters Returning / Lost: _____ 3/2
 Lettermen Returning / Lost: _____ 6/5

STRATEGIC COMMUNICATIONS

Senior Assoc. Athletics Director: _____ Ryan Bradley
 Office Phone _____ 573-882-9805
 E-Mail: _____ bradleyry@missouri.edu
 Associate Athletics Director: _____ Chad Moller
 Office Phone: _____ 573-882-0712
 E-Mail: _____ mollerc@missouri.edu
Men's Basketball Contact: _____ Patrick Crawford
Office Phone: _____ 573-882-2531
E-Mail: _____ crawfordpa@missouri.edu
 Associate Director: _____ Kate Lakin
 Assistant Director: _____ Shawn Davis
 Assistant Director: _____ Tyler Koonce
 Assistant Director: _____ Andy Oldenburg
 Web Coordinator: _____ Kevin Fletcher
 Digital Media: _____ Ali Fisher
 Associate (Secondary Contact): _____ Andrew Melroe
 E-Mail: _____ melroea@missouri.edu
 Twitter/Instagram _____ @MizzouHoops
 Website: _____ mutigers.com

Pro-nun-SEE-A-shun GUIDE

Kevin Puryear _____ Per-YEAR
 Namon Wright _____ NAY-mun

KIM ANDERSON


HOMETOWN
 Sedalia, Mo.
HIGH SCHOOL
 Smith-Cotton
TWITTER
 @CoachAndersonMU
FAMILY
 Wife, Melissa
 Son, Ryan
 Son, Brett

In his second season leading the Mizzou Men's Basketball program, head coach **Kim Anderson** continues to turn the Tigers in the right direction, both on and off the court. With five newcomers on the 2015-16 roster that his staff personally recruited, Anderson hopes a higher comfort level and familiarity amongst his squad will translate into better team basketball. The Tigers already did their part in the offseason, posting the highest summer session grade point average for a Mizzou team in more than five seasons.

The Tiger leader took on the role of architect during the summer of 2014, beginning with establishing an identity for the Mizzou program. It would be built to last, with sturdy roots of character, discipline and competitiveness to reignite the passion of the many Black & Gold fans who clamor into Mizzou Arena. The first step was finding student-athletes, so Anderson and his staff brought in five freshmen and a graduate transfer for a total of six new faces. The following step was to get the newcomers and returning players to work as a team, which is not as simple of a process as it sounds.

Anderson knew sustained success could start with bumps in the road, and as the inexperience and unfamiliarity between his Tigers began to show down the stretch of the 2014-15 season, it became clear that changes would need to be made. Following Mizzou's 9-23 season, Anderson made it known what he and his staff's focuses would be going forward into the offseason. For the offseason, the Tiger coaching staff emphasized academic achievement, staff efficiency, athletic performance, team chemistry and a targeted recruiting focus.

2015-16 MIZZOU ROSTER

#	Name	Ht.	Wt.	Pos.	Yr.	Exp.
1	Terrence Phillips	5-11	175	G	Fr.	HS
	Orange County, Calif. / Oak Hill Academy (Va.) Note: 88-4 record as starting point guard at Oak Hill					
4	Tramaine Isabell	6-0	178	G	So.	1L
	Seattle, Wash. / Garfield H.S. Note: Multiple assists in eight games in 14-15					
10	K.J. Walton	6-3	197	G	Fr.	HS
	Brownsburg, Ind. / Brownsburg H.S. Note: Former 103rd-ranked <i>Rivals.com</i> prospect					
11	Jimmy Barton	5-9	160	G	R-So.	RS
	St. Louis, Mo. / DeSmet Jesuit H.S. / Houston Baptist Note: Walk-on with 13 games at H-Baptist in 13-14					
12	Namon Wright	6-5	202	G	So.	1L
	Los Angeles, Calif. / Pacific Hills Note: Averaged 13.6 PPG in last five games of 14-15					
13	Trevor Glassman	6-3	200	G	Jr.	TR
	Bedford, N.H. / New Hampton School / Manhattan Note: Walk-on, sitting out the 2015-16 season after transfer					
21	Jordan Barnett	6-7	215	F	So.	TR
	St. Louis, Mo. / Christian Brothers College HS / Texas Note: Midseason transfer, sitting out until 2016-17					
23	Jakeenan Gant	6-8	212	F	So.	1L
	Springfield, Ga. / Effingham County Note: Won Mizzou's annual Black & Gold dunk contest					
24	Kevin Puryear	6-7	236	F	Fr.	HS
	Blue Springs, Mo. / South H.S. Note: 20.1 pts., 7.8 reb. per game as a senior					
25	Russell Woods	6-8	225	F	Jr.	JC
	Chicago, Ill. / Simeon High School / John A. Logan College (Ill.) Note: 14.1 pts., 7.2 reb. per game at JUCO in 14-15					
32	Adam Wolf	6-7	202	F	Fr.	HS
	Beaver Dam, Wis. / Beaver Dam H.S. Note: Walk-on who avg. 17.0 pts. per game as senior					
33	Cullen VanLeer	6-4	200	G	Fr.	HS
	Pacific, Mo. / Pacific H.S. Note: 23.5 pts., 7.3 reb. per game as a senior					
44	Ryan Rosburg	6-10	260	F	Sr.	3L
	Chesterfield, Mo. / Marquette H.S. Note: 67 career starts at Mizzou. 124 career app.					

NOTEWORTHY NOTES

LAST TIME OUT

- ▶ Sophomore guard **Tramaine Isabell** tied his career high in points with 17 in his first start of the season as Mizzou (10-19, 3-13) fell to Texas A&M (22-7, 11-5) by a score of, 84-69, on Feb. 27 at Mizzou Arena.
- ▶ Isabell connected on a career-high seven shots in the game, shooting 7-of-13 from the field. Isabell also connected on two three-pointers, matching a career-high. He also set a season-high in assists, dishing out five dimes.
- ▶ Senior forward **Ryan Rosburg** posted double-digit scoring for the sixth time in his last seven games, with 15 points. Rosburg has scored 15 or more points in five of his last seven contests.
- ▶ Freshman guard **Terrance Phillips** snagged a season-high 10 rebounds in the game, three more than he has had in any game this season.
- ▶ Redshirt sophomore guard **Jimmy Barton** splashed home a three pointer for the second consecutive game. Barton has now seen action in 11 games this season.
- ▶ Freshman guard **Cullen VanLeer** tied his season-high with two steals in the game.
- ▶ Mizzou converted 82.4 percent of its free throws in the game (14-of-17), the fourth highest mark of the season. The Tigers have shot better than 80 percent from the line five times this season and 70 percent or better 16 times.

ROSBURG NOT GOING QUIETLY INTO THE NIGHT

- ▶ Mizzou senior forward **Ryan Rosburg** has not been fazed as his Black & Gold career comes to a close. In fact, Rosburg has responded by playing the best basketball of his career.
- ▶ Rosburg has scored 149 points in the 13 games since Mizzou Athletics announced it would self-impose a postseason ban for the 2015-16 season (11.5 points per game), more than the 99 points he scored in his entire junior campaign (30 games, 3.3 points per game).
- ▶ In his latest seven-game stretch of scoring 17, 24, 21, 18, 11, 5 and 15 points, Rosburg has transformed his conference scoring average from 5.6 points per game to 10.1.
- ▶ Rosburg has scored in double digits on eight different occasions since Jan. 13, including a career-high 24 points with a season-best 11 rebounds at Vanderbilt (Feb. 10) for his first career double-double.
- ▶ **Rosburg plays the final road game of his career at LSU on Tuesday, March 1, before Senior Night at Mizzou Arena on Saturday, March 5, vs. Florida.**

ISABELL TRENDING UP

- ▶ Sophomore guard **Tramaine Isabell** has recorded three of his eight games of 10+ points this season in the last four games, including career-best efforts of 17 points in back-to-back games at Ole Miss (Feb. 23) and vs. Texas A&M (Feb. 27).
- ▶ At Ole Miss (Feb. 23). Isabell poured in 17 points by shooting 6-of-13 from the field (2-of-5 3PT, 3-of-3 FT).
- ▶ At home against Texas A&M (Feb. 27), Isabell reached 17 points again by hitting a career-high seven shots from the field (2-of-6 3PT, 1-of-1 FT).
- ▶ The 17 points, twice over, surpasses his previous scoring high of 14 vs. Lipscomb last season (Jan. 3, 2015). Isabell's previous scoring best in a conference game was 13 points at Arkansas as a freshman (Feb. 18, 2015).

WRIGHT COMING ALIVE LATE

- ▶ Similar to his late-season run to close the 2014-15 campaign, sophomore guard **Namon Wright** has found the basket more often down Mizzou's latest stretch of games. **In the Tigers' last nine games, Wright has averaged 11.9 points per game** and has scored in double figures in all but two of those games. He has also averaged 6.2 rebounds per game in that span.
- ▶ Over Mizzou's final five games of the 2014-15 season, the then-freshman Wright averaged 13.6 points per game. His season-ending run included his career-best outing vs. Florida (Feb. 24, 2015), in which he scored 28 points (10-of-13 FG, 6-of-8 3PT, 2-of-3 FT). Wright recently matched his career-high in three-pointers with six in his 20-point effort vs. Ole Miss (Feb. 23).

PURYEAR JOINS FRESHMAN 300-POINT CLUB

- ▶ Freshman forward **Kevin Puryear** used the third 20-point game of his first season in the Black & Gold to reach a significant mile marker. With a season-high 23 points (6-of-14 FG, 1-of-3 3PT, 10-of-11 FT) at Arkansas (Feb. 20), Puryear became the eighth freshman in program history to reach the 300-point mark in a season.
- ▶ Puryear's scoring ability has seen an uptick in recent games due to his ability to stretch the floor. In Mizzou's first 22 games of the season, he made 4-of-21 (.190) from three-point range. In the Tigers' last seven games, Puryear has sank 6-of-15 (.400) from deep.
- ▶ Finding scoring chances for Puryear has also become a focus for Mizzou. In five of the last eight games, Puryear has attempted 10 or more field goals. Prior to that stretch, he had yet to attempt more than nine field goals in a Southeastern Conference game.

LAST TIME AGAINST LSU

- ▶ After trailing by as many as 11 points, Mizzou rallied to a 74-67, overtime win over LSU on Jan. 8, 2015, at Mizzou Arena. Mizzou outscored LSU, 36-24, in the paint. LSU's 24 paint points were a season-low as they came into the game averaging 41.8 points per game in the paint.
- ▶ Mizzou did a nice job defensively on LSU's Jarell Martin, who came into the game averaging an SEC-best 18.2 points per game. He finished the game with nine points, less than half of his season average.

#ZOUSTATS

FRESHMAN CLASS ALL-TIME SCORING LEADERS

Name	Season	Points
1. Steve Stipanovich	1979-80	445
2. Derrick Chievous	1984-85	418
3. Nathan Buntin	1986-87	402
4. Kelly Thames	1993-94	391
5. Anthony Peeler	1988-89	362
6. Doug Smith	1987-88	338
7. Kevin Puryear	2015-16	331
8. Kareem Rush	1999-00	323
9. Arthur Johnson	2000-01	297
10. Keon Lawrence	2006-07	291

#ZOUSTATS

FRESHMEN WITH 200 POINTS, 100 REBOUNDS

Name (Year)	Pts.	Reb.
Terrence Phillips (2015-16)	220	118
Kevin Puryear (2015-16)	331	135
Johnathan Williams III (2013-14)	204	227
Jimmy McKinney (2002-03)	274	120
Arthur Johnson (2000-01)	297	257
Kelly Thames (1993-94)	391	228
Anthony Peeler (1988-89)	362	134
Doug Smith (1987-88)	338	197
Nathan Buntin (1986-87)	402	165
Derrick Chievous (1984-85)	418	170
Steve Stipanovich (1979-80)	445	199
Curtis Berry (1977-78)	203	140
Stan Ray (1975-76)	283	258

MOVIE SCOUTING REPORT FOR LSU

HANCOCK (2008)

Freshman forward **Ben Simmons** has scored 20+ points in 16 games this season.

MEN IN BLACK 2 (2002)

Freshman guard **Antonio Blakeney** has scored in double figures in 18 games this season.

THE PURSUIT OF HAPPYNESS (2006)

Junior guard **Tim Quarterman** has averaged 3.6 assists per game this season - second on the squad to Simmons (5.0).

#RALLYFORRHYAN



Mizzou Athletics was pleased to announce that more than \$50,000 was raised for pediatric cancer research from Mizzou Men's Basketball's #RallyForRhyan Game vs. Tennessee on Saturday, Feb. 13.

The combined amount of t-shirt sale proceeds and cash donations at the door was raised in honor of assistant coach **Brad Loos'** 5-year-old daughter, **Rhyan**, who continues her fight against neuroblastoma. Rhyan was diagnosed with the rare form of pediatric cancer in October.

"I am so thankful for everything that everybody's done," Brad Loos said. "Thank you doesn't do it justice. I'm happy for the way the day went. I'm happy for the win. I am thrilled by the amount of money we raised. I am really happy for our guys. They have been working really hard and deserved a win."

A season-high 10,536 fans came to Mizzou Arena to see the Tigers win 75-64, predominantly clad in Gold in support of pediatric cancer awareness, as well as in conjunction with Mizzou's Gold Rush Game. Fans were granted free general admission at the gate with a cash donation of any amount, which led to \$35,726 in monetary donations on Saturday.

In cooperation with the Tiger Team Store, more than 1,300 #RallyForRhyan t-shirts were sold for more than \$15,000 in proceeds.

Additionally, Mizzou Athletics and the University of Missouri's Greek Community partnered to provide contests to chapters for both best attendance and best fundraising efforts. Chapters recognized for best attendance marks were: Pi Beta Phi, Beta Theta Pi and Alpha Kappa Lambda. Chapters honored for best fundraising efforts were: Zeta Tau Alpha, Delta Tau Delta and ACACIA.

The Tiger Team Store will continue selling #RallyForRhyan t-shirts, with proceeds donated towards pediatric cancer awareness, throughout the month of February in-store and online.



NCAA APPEARANCES: '44, '76, '78, '80, '81, '82, '83, '86, '87, '88, '89, '90, '92, '93, '95, '99, '00, '01, '02, '03, '09, '10, '11, '12, '13

BY THE NUMBERS

13

► Mizzou has the 13th-youngest roster in all of Division I basketball this season, according to Ken Pomeroy (kenpom.com). Head coach Kim Anderson's team ranks 339 out of 351 teams in terms of experience.

5

► Mizzou has five scholarship newcomers, including four talented freshmen and an experienced JUCO transfer. In total, the squad features seven freshmen/sophomores out of its 12 allocated scholarships.

84

► Mizzou outscored its final two nonconference opponents, Arkansas-Pine Bluff and Savannah State, by a combined 84 points.

NOTEWORTHY NOTES (CONT.)

► Then-freshman **Namon Wright** hit a trio of three-pointers, matching his total from the previous four games combined. His nine points against LSU also match his total from the previous three games combined.

WRIGHT WENT TO BOARDING SCHOOL

► No Tiger has improved on the glass like sophomore guard **Namon Wright**, who pulled down a career-best 12 rebounds at Arkansas (Feb. 20) to help power his way to his first career double-double. Wright scored 12 points against the Razorbacks for his fourth-straight game reaching double figures.

► Wright's 12 rebounds at Arkansas are a season individual high for the Tigers, with three prior instances of 11 rebounds recorded by sophomore forward **Jakeenan Gant** (Arkansas-Pine Bluff, Dec. 29), freshman forward **Kevin Puryear** (Auburn, Jan. 9) and senior forward **Ryan Rosburg** (at Vanderbilt, Feb. 10).

► Wright narrowly missed his first career double-double with 16 points and nine rebounds against Mississippi State (Jan. 30). The nine boards were then a career-high.

► Wright, averaging 5.0 rebounds per game this season, has more than doubled his rebounds-per-game average from his freshman campaign (2.3). The Tiger has 145 rebounds through 29 games after securing 69 in 30 games last season. **Wright has completely doubled his rebounding effort from his freshman season.**

BIG REBOUNDING EFFORTS VS. SOUTH CAROLINA AND TENNESSEE

► Mizzou became just the fourth team to outrebound South Carolina with its 46-39 advantage on the boards in the 72-67 win on Tuesday, Feb. 16. The Gamecocks entered the contest as the SEC's No. 2 team in rebounding margin (+5.8) in conference games, also ranking third in total rebounds (40.0).

► The Tigers punched above their weight class with a tenacious rebounding effort against South Carolina, pulling down a total of 46. Mizzou entered the game averaging 34.2 per game in league play.

► The 46 rebounds were the second-highest total of the season for Mizzou, only falling short of the Tigers' 56-board effort vs. Arkansas-Pine Bluff (Dec. 29, 2015).

► Mizzou's double-digit rebounding margin against Tennessee (41-26, +15) was its first in conference play since the 2013-14 season when the Tigers posted a 39-24 advantage against Texas A&M (March 5, 2014). Mizzou additionally posted a +20 margin (48-28) against the Aggies in the SEC Tournament on March 13, 2014.

► Head coach **Kim Anderson's** squad outrebounded its opponent in consecutive conference games for the first time since the close of the 2014-15 season. Mizzou recorded advantages on the boards vs. Auburn (34-25; March 3, 2015), at Mississippi State (37-32; March 7, 2015) and vs. South Carolina in the SEC Tournament (35-26, March 11, 2015).

TERRENCE TURNING HEADS

► Mizzou freshman guard **Terrence Phillips** put on one of his best performances of the season in Mizzou's 72-67 victory over South Carolina (Feb. 16), scoring 15 points (4-of-9 FG), dishing out four assists and matching his season-high with seven rebounds. Phillips made 5-of-6 at the free throw line and hit on 2-of-5 from beyond the arc.

► Phillips twice completed three-point plays inside the final nine minutes of the game, first at the 8:56 mark to put Mizzou up eight points, and again with 1:58 left in the game to help the Tigers regain the lead, 67-65.

► As part of his season-high seven rebounds, Phillips grabbed two rebounds following South Carolina misses inside the final 15 seconds of the game.

► South Carolina head coach Frank Martin noticed Phillips' efforts, offering his analysis after the game:



FRANK MARTIN

South Carolina Head Coach on Tuesday, Feb. 16

On Phillips' performance...

"(Phillips) is going to be real good. When you watch them, you can tell that Phillips is a competitor and he is fun to watch."

PURYEAR STANDING TALL WITH FELLOW SEC FRESHMEN

► Mizzou freshman forward **Kevin Puryear** has averaged 11.3 points per game during the Tigers' conference schedule - the highest mark on head coach **Kim Anderson's** squad.

► Puryear is one of eight freshmen in the conference to average double digit scoring in SEC action thus far.

► Puryear ranks fifth in the SEC for freshman scoring average in overall games with his 11.6 points per game average.

#ZOUSTATS

FRESHMAN ALL-TIME FIELD GOALS MADE

Name	Season	Total
1. Steve Stipanovich	1979-80	180
2. Nathan Buntin	1986-87	168
3. Kelly Thames	1993-94	146
4. Doug Smith	1987-88	145
5. Derrick Chievous	1984-85	142
6. Anthony Peeler	1988-89	130
7. Arthur Johnson	2000-01	127
8. Stan Ray	1975-76	123
9. Kevin Puryear	2015-16	112
10. Kareem Rush	1999-00	109

FRESHMAN ALL-TIME FIELD GOALS ATTEMPTED

Name	Season	Total
1. Nathan Buntin	1986-87	323
2. Steve Stipanovich	1979-80	301
3. Doug Smith	1987-88	288
4. Kelly Thames	1993-94	284
5. Derrick Chievous	1984-85	278
6. Stan Ray	1975-76	260
7. Anthony Peeler	1988-89	258
8. Arthur Johnson	2000-01	245
Keon Lawrence	2006-07	245
10. Kevin Puryear	2015-16	243

FRESHMAN ALL-TIME FREE THROWS MADE

Name	Season	Total
1. Derrick Chievous	1984-85	134
2. Kevin Puryear	2015-16	97
3. Kelly Thames	1993-94	94
4. Anthony Peeler	1988-89	89
5. Steve Stipanovich	1979-80	85
6. Keyon Dooling	1998-99	79
7. Prince Bridges	1981-82	75
8. Wesley Stokes	2000-01	73
9. Nathan Buntin	1986-87	66
10. Travis Ford	1989-90	60

FRESHMAN ALL-TIME FREE THROWS ATTEMPTED

Name	Season	Total
1. Derrick Chievous	1984-85	168
2. Kelly Thames	1993-94	129
3. Steve Stipanovich	1979-80	127
4. Anthony Peeler	1988-89	118
5. Kevin Puryear	2015-16	117
6. Nathan Buntin	1986-87	116
7. Keyon Dooling	1998-99	110
8. Wesley Stokes	2000-01	105
9. Prince Bridges	1981-82	103
10. Johnathan Williams, III	2013-14	92

SOPHOMORE ALL-TIME BLOCKS

Name	Season	Total
1. Arthur Johnson	2001-02	71
2. Laurence Bowers	2009-10	48
3. Chris Heller	1990-91	31
4. Jakeenan Gant	2015-16	28
5. Greg Cavener	1982-83	27
6. Jevon Crudup	1991-92	25
Doug Smith	1988-89	25
8. Gary Leonard	1986-87	24
9. Ryan Rosburg	2013-14	22
Leo Lyons	2006-07	22

NOTEWORTHY NOTES (CONT.)

DIGGING IN AT THE LINE

- ▶ Mizzou has seen improvement at the free throw line this season, shooting 71.2 percent (469-of-659) thus far in the 2015-16 campaign.
- ▶ Three of Mizzou's top four overall scorers are the squad's top marksmen at the free throw line. Freshman forward **Kevin Puryear** is shooting 82.9 percent (97-of-117), sophomore guard **Namon Wright** is shooting 78.0 percent (85-of-109) and freshman guard **Terrence Phillips** is hitting on 73.8 percent (48-of-65).
- ▶ Last season, Mizzou finished with a 66.0-percent FT mark, with only two Tigers shooting above the 75.0-percent mark.

PEARL COMES AWAY IMPRESSED WITH MIZZOU

- ▶ Mizzou came out swinging against Auburn in its Southeastern Conference home opener (Jan. 9), taking a 15-point halftime lead that was the Tigers' largest lead at the break in a league game since the 2013-14 season (38-22 vs. South Carolina, Jan. 25, 2014). Auburn head coach Bruce Pearl had the following to say postgame:



BRUCE PEARL

Auburn Head Coach on Saturday, Jan. 9

On Mizzou's performance...

"I thought Missouri played well, they're a talented team. They have a lot of good young talent, 10 guys who played double digit minutes and five guys in double digit scoring. They have great balance, we got beat 40-5 off the bench. They play better at home because they're a young team and they'll beat people in here."

WELCOME HOME, JORDAN BARNETT

- ▶ Head coach **Kim Anderson** announced on Jan. 19, that former Texas forward **Jordan Barnett**, a St. Louis, Mo., native and former standout at Christian Brothers College High School, had transferred to Missouri and joined the program.
- ▶ In his last game inside Mizzou Arena, Barnett scored 43 points, grabbed 20 rebounds and blocked three shots to lead CBC to an 86-77 overtime win over Hickman to claim the 2014 Missouri Class 5 State Championship. He averaged 20.8 points and 8.2 rebounds per game as a senior.
- ▶ Barnett (6-7, 215 pounds) will sit out as part of his transfer requirements for a year-long period and be eligible to play in the second half of the 2016-17 season as a junior.
- ▶ Barnett was widely considered one of the country's Top 100 players coming out of high school, as he was ranked 70th overall by *Rivals.com* and 86th by *ESPN.com*. He was named the *St. Louis Post-Dispatch's* All-Metro Player of the Year at the conclusion of his final prep campaign.

THREE 2016 SIGNEES SECURED FOR ANDERSON'S SQUAD

- ▶ A 6-6 small forward, **Willie Jackson** (Cleveland, Ohio) has been electric for Garfield Heights High School, averaging 18.0 points, 14.0 rebounds and 5.0 assists per game and helping head coach Sonny Johnson's group to a 24-4 record as a junior in 2014-15.
- ▶ Standing 6-9, **Reed Nikko** (Maple Grove, Minn.) powered Maple Grove High School to a 23-4 record last season while averaging 9.6 points, 6.5 rebounds and 2.4 blocks per game for head coach Nick Schroeder.
- ▶ A 6-9 forward, **Mitchell Smith** (Van Buren, Ark.) scored in bunches for Van Buren head coach Randy Loyd, averaging 18.1 points and 7.6 rebounds per game as a junior.

OFFSEASON FOCUSED ON BUILDING TEAM CHEMISTRY

- ▶ Head coach **Kim Anderson** knew the 2015 offseason was an important one in regards to fostering a stronger bond amongst his squad. Team activities that the Tigers participated in during the spring and summer included: hospital visits, bowling, flag football, Saturday tailgates before Mizzou Football games and team picnics.
- ▶ Anderson also commissioned Missouri National Guard's Camp Clark to teach leadership and communication skills to the Tigers in late September.
- ▶ Mizzou spent the weekend (Sept. 26-27) at Camp Clark (near Nevada, Mo.) learning from Captain Travis Miller's specialized crew of instructors, all active National Guardsmen.
- ▶ Activities included obstacle course and communication challenges, proper tactical and weapon operation, Humvee rollover training and paintball.

OUTSTANDING SUMMER IN THE CLASSROOM

- ▶ Head coach **Kim Anderson's** 2015-16 squad posted one of the program's highest summer session grade point averages in recent history.
- ▶ This season's Tigers group was the first to record a summer session GPA above the 3.0 mark in more than five years.

#ZOUSTATS

SHOOTING 50 PERCENT OR BETTER IN A HALF UNDER KIM ANDERSON

Team (Date)	FG-A	Pct.	Half
Valparaiso (11-16-14)	14-26	52.8	2nd
Oral Roberts (11-19-14)	12-19	63.2	2nd
SEMO (12-2-14)	10-20	50.0	1st
SEMO (12-2-14)	12-24	50.0	2nd
Elon (12-11-14)	13-22	59.1	1st
Lipscomb (1-3-15)	12-24	50.0	1st
at Texas A&M (1-21-15)	12-23	52.2	1st
Mississippi State (2-14-15)	14-28	50.0	2nd
at Arkansas (2-18-15)	15-27	55.6	2nd
Florida (2-24-15)	9-18	50.0	2nd
Wofford (11-13-15)	17-31	54.8	1st
Wofford (11-15-15)	11-19	57.9	2nd
Arkansas State (12-1-15)	18-34	52.9	1st
Northern Illinois (12-4-15)	18-28	64.3	2nd
Omaha (12-9-15)	14-28	50.0	1st
Savannah State (1-2-16)	17-24	70.8	1st
at South Carolina (1-16-16)	14-28	50.0	1st
Ole Miss (2-3-16)	13-26	50.0	2nd
Tennessee (2-13-16)	11-21	52.4	1st
Tennessee (2-13-16)	13-23	56.5	2nd

#ZOUSTATS

FASTEST FRESHMEN TO 200 POINTS

Name (Year)	Gm.	Pts.	Final
Steve Stipanovich (1979-80)	13	203	445
Kareem Rush (1999-2000)	15	218	323
Nathan Buntin (1986-87)	15	212	402
Doug Smith (1987-88)	17	207	338
Derrick Chievous (1984-85)	17	203	418
Kevin Puryear (2015-16)	18	207	---
Kelly Thames (1993-94)	18	201	391
Stan Ray (1975-76)	21	208	283
Anthony Peeler (1988-89)	21	203	362
Keyon Dooling (1998-99)	22	203	243
Arthur Johnson (2000-01)	23	204	297
Keon Lawrence (2006-07)	24	214	291
Jimmy McKinney (2002-03)	25	211	274

PROGRAM MOVING FORWARD

MISSOURI ANNOUNCES DETAILS OF NCAA REVIEW

- ▶ It was announced on Jan. 13, that for the past nineteen months, the University of Missouri had worked collaboratively with the NCAA enforcement staff to review potential violations in its men's basketball program. In December 2013, the NCAA enforcement staff received information regarding potential violations involving a then men's basketball student-athlete. A verbal notice of inquiry was provided to the institution on April 14, 2014.
- ▶ Mizzou is in agreement with the NCAA that five violations did occur and will work with the NCAA to bring closure to the issue through the NCAA Summary Disposition process.
- ▶ **The violations originated under the tenure of the previous men's basketball staff and there is no evidence that any current staff members were aware of the violations.** Though self-imposing a postseason ban for this season is difficult for Mizzou's student-athletes, the program's coaches and supporters, it is an appropriate measure in holding the institution accountable and is consistent with the NCAA penalty structure for these levels of violations.
- ▶ Because the NCAA enforcement process is ongoing, the university cannot provide additional details at this time regarding the violations or the sanctions.



HANK FOLEY

Statement from the University of Missouri's Chancellor on Wednesday, Jan. 13

"The University of Missouri has high expectations for every member of our community, including our faculty, staff and students, and those same expectations are applied to those who support our endeavors. It is clear from our collaborative investigation with the NCAA that a former member of our athletics staff and members of our donor community violated NCAA bylaws and we take those actions seriously. We have an obligation to adhere to all NCAA and SEC rules as a member institution and we will continue to improve our education and oversight to ensure that we compete with integrity."



MACK RHOADES

Statement from Mizzou's Director of Athletics on Wednesday, Jan. 13

"We have already taken many proactive steps to address concerns, including appropriate self-imposed sanctions. We will win at Mizzou and do so with integrity and class. I am satisfied the University fully cooperated with the NCAA and will continue to do so. We must do better and we will. Our working relationship with the current men's basketball staff is strong and I am confident in their commitment to upholding our standards and values for Mizzou Athletics."



KIM ANDERSON

Statement from Mizzou's Head Coach on Wednesday, Jan. 13

"We are obviously very disappointed that the actions of a few individuals have put our program in this situation. However, I am appreciative to Mack Rhoades and our staff for their guidance and support throughout this process. I hurt for our kids more than anything and for our only senior Ryan Rosburg in particular, but I am confident we will overcome this and be stronger as a team and as a staff because of it. We are committed to representing this great university and state with honor and integrity and that's what we are going to do."



RYAN ROSBURG

Remarks from Mizzou's senior forward on Wednesday, Jan. 13

"We still have 15 games left. A lot of chances to win and improve. I'm not naive. I want to help these other guys for the next years, too. I'm going to do everything I can as a leader and as a senior."



KEVIN PURYEAR

Remarks from Mizzou's freshman forward on Wednesday, Jan. 13

"I was pretty disappointed with the news today. But as basketball team, we're going to stay together and move on. We still have a lot of season left, so we're going to continue playing and never give up."



TERRENCE PHILLIPS

Remarks from Mizzou's freshman guard on Wednesday, Jan. 13

"At the end of the day, we're going to remain a family. We're going to stay a family. We're going to get through this process. And we're just going to grow and get better, every practice and every game as we continue this season."

LEARN MORE

The full version of the University of Missouri's press release announcing details of the NCAA review can be found online at MUTigers.com.

In the full release, general information can be found on the types of violations that occurred and a listing of Mizzou's self-imposed penalties.

Go straight to the release with this QR code:



LAST GAME

Texas A&M vs Mizzou

2-27-16 3:05 p.m. at Columbia, Mo. // Mizzou Arena

VISITORS: Texas A&M 22-7, 11-5

##	Player		tot-fg		3-pt		ft		rebounds					tp	a	to	blks	min
			fg	fga	fg	fga	ft	fta	of	de	tot	pf						
12	JONES	f	8	14	0	4	4	5	2	4	6	1	20	0	0	0	0	23
34	DAVIS	c	4	6	0	0	0	0	2	5	7	4	8	1	2	2	0	21
11	COLLINS, A.	g	0	0	0	0	0	0	0	0	0	3	0	3	1	0	1	14
21	CARUSO	g	1	2	1	2	0	0	0	2	2	1	3	6	1	0	1	20
23	HOUSE	g	5	11	4	8	0	0	0	2	2	0	14	1	0	0	0	24
00	EUBANKS		0	3	0	3	0	0	0	0	0	0	0	1	0	0	3	11
01	HOGG		2	5	1	4	4	4	0	2	2	0	9	2	0	0	0	19
03	GILDER		5	6	2	3	2	2	1	3	4	2	14	3	0	0	3	26
10	TROCHA-MORELOS		5	9	1	4	1	2	1	3	4	1	12	1	0	0	0	18
13	APARICIO		0	0	0	0	0	0	0	0	0	0	0	0	1	0	0	2
22	BYERS		0	1	0	1	0	0	0	0	0	0	0	0	0	0	0	2
25	DOBBINS		0	0	0	0	0	1	0	0	0	0	0	0	0	0	0	2
33	DISTEFANO		0	1	0	1	0	0	0	0	0	1	0	0	0	0	0	2
42	MILLER		1	2	0	0	2	2	1	4	5	3	4	1	1	1	0	16
	TEAM								3	3								
Totals.....			31	60	9	30	13	16	7	28	35	16	84	19	6	3	8	200

TOTAL FG%	1st Half: 18-30 60.0%	2nd Half: 13-30 43.3%	Game: 51.7%	DEADBALL
3-Pt. FG%	1st Half: 7-14 50.0%	2nd Half: 2-16 12.5%	Game: 30.0%	REBOUNDS
F Throw %	1st Half: 7-8 87.5%	2nd Half: 6-8 75.0%	Game: 81.3%	1

HOME TEAM: Mizzou 10-19, 3-13

##	Player		tot-fg		3-pt		rebounds								a	to	blks	min
			fg	fga	fg	fga	ft	fta	of	de	tot	pf	tp					
24	PURYEAR, Kevin	f	1	6	0	1	5	6	2	2	4	1	7	0	1	1	0	19
44	ROSBURG, Ryan	f	5	6	0	0	5	6	0	5	5	2	15	1	1	0	0	31
01	PHILLIPS, Terrence	g	3	8	1	3	1	2	2	8	10	2	8	4	2	0	1	27
04	ISABELL, Tramaine	g	7	13	2	6	1	1	0	3	3	0	17	5	3	0	0	30
12	WRIGHT, Namon	g	1	8	0	3	2	2	1	2	3	3	4	1	0	0	0	31
10	WALTON, K.J.		1	5	0	1	0	0	1	0	1	0	2	0	0	0	0	9
11	BARTON, Jimmy		1	1	1	1	0	0	0	0	0	1	3	1	0	0	0	4
23	GANT, Jakeenan		2	4	1	1	0	0	2	3	5	2	5	0	1	0	0	23
25	WOODS, Russell		0	0	0	0	0	0	0	0	0	0	0	0	1	0	0	5
32	WOLF, Adam		0	0	0	0	0	0	0	0	0	0	0	0	0	0	0	2
33	VANLEER, Cullen		3	6	2	4	0	0	0	0	0	0	8	1	1	0	2	19
TEAM									1	1	1							
Totals.....			24	57	7	20	14	17	8	24	32	12	69	13	10	1	3	200

TOTAL FG%	1st Half: 12-30 40.0%	2nd Half: 12-27 44.4%	Game: 42.1%	DEADBALL
3-Pt. FG%	1st Half: 4-11 36.4%	2nd Half: 3-9 33.3%	Game: 35.0%	REBOUNDS
F Throw %	1st Half: 5-7 71.4%	2nd Half: 9-10 90.0%	Game: 82.4%	0

Officials: Olandis Poole, Glenn Tuitt, Kevin Fehr
 Technical fouls: Texas A&M-None. Mizzou-TEAM.
 Attendance: 7189

Score by Periods	1st	2nd	Total
Texas A&M	50	34	84
Mizzou	33	36	69

ISABELL MATCHES CAREER-HIGH IN @MIZZOUHOOPS' SETBACK VS. TEXAS A&M



COLUMBIA, Mo. - Sophomore guard Tramaine Isabell (Seattle, Wash.) tied his career high in points with 17 in his first start of the season as Mizzou Men's Basketball (10-19, 3-13) fell to Texas A&M (22-7, 11-5) by a score of, 84-69, Saturday at Mizzou Arena.

Isabell, who also set a season-high in assists with five, fueled his big night by hitting a career-best seven field goals. Over his last four games, Isabell is averaging 12.5 points.

Senior forward Ryan Rosburg (Chesterfield, Mo.) scored 15 points, the fifth time in the past seven games he has scored 15 or more points. Rosburg added five rebounds and one assist while shooting 5-of-6 from the free throw line. Freshman guard Terrence Phillips (Los Angeles, Calif.) led the team in rebounds with a season-high 10 boards.

The first half was a back-and-forth affair with nine lead changes in the first nine minutes. Rosburg led the Tigers with 10 points on 5-of-6 shooting, and Phillips led the team with six rebounds through the first 20 minutes of play.

The highlight of the first half belonged to Isabell. With the shot clock winding down, freshman guard Cullen VanLeer (Pacific, Mo.) slid a behind-the-back pass to Isabell who drilled home a three-pointer as the shot clock hit zero. The bucket cut the Aggies lead to 27-25 with 7:22 left in the opening half, but Texas A&M finished the half strong and led 50-33 at the break.

Mizzou outscored the Aggies 36-34 in the second half thanks to a late three-pointer by redshirt sophomore guard Jimmy Barton (St. Louis, Mo.). The Missouri native splashed home the second long range shot of his career, and his second in as many games.

The Tigers shot the ball well from the free throw line in the second half, connecting on 9-of-10 attempts. Freshman forward Kevin Puryear (Blue Springs, Mo.) was responsible for four of those makes as he shot a perfect 4-of-4 from the line in the second half.



TERRENCE PHILLIPS

FR | G | 5-11 | 175

Orange County, Calif.

Oak Hill Academy (Va.)

LAST GAME (TEXAS A&M 2-27-16)

FG	FGA	3FG	FGA	FT	FTA	REB	AST	PTS
3	8	1	3	1	2	10	4	8

PHILLIPS 2015-16 GAME-BY-GAME

Opponent	Date	GS	Min	FG	FGA	Pct	3FG	FGA	Pct	FT	FTA	Pct	Off	Def	Tot	Avg	PF	FO	A	TO	Blk	Stl	Pts	Avg
WOFFORD	11-13-15	*	29	2-5	.400	0-1	.000	3-4	.750	0	3	.750	0	3	3	3.0	3	0	3	2	0	0	7	7.0
UMES	11-15-15	*	27	5-7	.714	3-4	.750	0-0	.000	1	2	3.0	3	0	2	1	0	1	13	10.0				
at Xavier	11-17-15	*	12	1-2	.500	1-2	.500	0-0	.000	0	1	1	2.3	4	0	0	2	0	0	3	7.7			
vs Kansas State	11-23-15	*	24	3-8	.375	0-2	.000	0-0	.000	0	6	6	3.3	2	0	2	5	0	1	6	7.3			
vs Northwestern	11-24-15	*	31	6-11	.545	3-6	.500	1-1	1.000	0	6	6	3.8	5	1	4	4	1	4	16	9.0			
ARKANSAS ST.	12-1-15	*	23	2-4	.500	0-2	.000	4-4	1.000	0	4	4	3.8	4	0	7	0	0	1	8	8.8			
NORTHERN ILL.	12-4-15	*	35	5-7	.714	1-3	.333	2-3	.667	0	1	3.4	4	0	6	5	0	2	13	9.4				
OMAHA	12-9-15	*	26	5-10	.500	3-5	.600	1-2	.500	0	2	2	3.3	5	1	1	4	0	2	14	10.0			
at Arizona	12-13-15	*	31	2-9	.222	0-3	.000	3-4	.750	1	1	2	3.1	2	0	3	1	0	2	7	9.7			
NC STATE	12-19-15	*	21	2-6	.333	1-3	.333	2-2	1.000	0	1	1	2.9	3	0	1	1	0	1	7	9.4			
vs Illinois	12-23-15	*	29	2-7	.286	1-3	.333	0-2	.000	1	4	5	3.1	2	0	2	3	0	1	5	9.0			
ARKANSAS-PB	12-29-15	*	18	0-1	.000	0-0	.000	0-0	.000	1	3	4	3.2	1	0	5	2	1	1	0	8.3			
SAVANNAH ST	1-2-16	*	21	3-4	.750	0-0	.000	1-1	1.000	0	4	4	3.2	3	0	6	0	0	0	7	8.2			
at Georgia	1-6-16	*	23	0-3	.000	0-3	.000	2-2	1.000	0	2	2	3.1	4	0	5	1	0	1	2	7.7			
AUBURN	1-9-16	*	20	1-5	.200	0-1	.000	0-0	.000	1	3	4	3.2	2	0	4	1	0	1	2	7.3			
ARKANSAS	1-12-16	*	28	5-14	.357	1-4	.250	5-6	.833	2	3	5	3.3	4	0	0	4	0	1	16	7.9			
at S. Carolina	1-16-16	*	17	1-2	.500	1-2	.500	0-0	.000	0	2	2	3.2	4	0	1	2	0	3	3	7.6			
GEORGIA	1-20-16	*	28	3-9	.333	3-5	.600	3-4	.750	3	3	6	3.4	2	0	2	4	0	1	12	7.8			
at Texas A&M	1-23-16	*	33	3-10	.300	1-4	.250	2-3	.667	0	5	5	3.5	5	1	2	4	0	0	9	7.9			
at Kentucky	1-27-16	*	31	3-6	.500	0-0	.000	2-2	1.000	1	5	6	3.6	4	0	3	4	0	2	8	7.9			
MISSISSIPPI ST	1-30-16	*	37	3-12	.250	1-8	.125	3-4	.750	0	5	5	3.7	4	0	4	2	0	4	10	8.0			
OLE MISS	2-3-16	*	24	4-7	.571	3-3	1.000	3-4	.750	0	2	2	3.6	4	0	4	1	0	5	14	8.3			
at Alabama	2-6-16	*	32	1-5	.200	0-2	.000	0-0	.000	0	2	2	3.5	5	1	3	0	0	1	2	8.0			
at Vanderbilt	2-10-16	*	20	1-5	.200	0-1	.000	2-4	.500	1	4	5	3.6	3	0	4	0	0	1	4	7.8			
TENNESSEE	2-13-16	*	26	2-5	.400	0-2	.000	1-2	.500	4	3	7	3.7	4	0	5	3	0	0	5	7.7			
S. CAROLINA	2-16-16	*	22	4-9	.444	2-5	.400	5-6	.833	1	6	7	3.8	4	0	4	4	0	2	15	8.0			
at Arkansas	2-20-16	*	30	0-6	.000	0-3	.000	2-2	1.000	0	5	5	3.9	3	0	7	1	1	0	2	7.8			
at Ole Miss	2-23-16	*	21	1-3	.333	0-1	.000	0-1	.000	1	2	3	3.9	5	1	2	3	0	1	2	7.6			
TEXAS A&M	2-27-16	*	27	3-8	.375	1-3	.333	1-2	.500	2	8	10	4.1	2	0	4	2	0	1	8	7.6			
at LSU	3-1-16																							
FLORIDA	3-5-16																							

2015-16 (FRESHMAN):

- Nearly a double-double effort vs. Texas A&M (Feb. 27), grabbing a season-high 10 rebounds to go along with 8 points.
- Matched season-high with 7 assists at Arkansas (Feb. 20).
- 15 points (4-of-9 FG, 2-of-5 3PT, 5-of-6 FT) in the win vs. South Carolina (Feb. 16), matching season highs in rebounds (7) and free throws made (5) and free throws attempted (6).
- Seven rebounds with 5 assists vs. Tennessee (Feb. 13).
- Set season-high with 5 steals vs. Ole Miss (Feb. 3), scoring in double digits for the second-straight game with 14 points (3-of-3 3PT).
- 6 rebounds at No. 20 Kentucky (Jan. 27) to match season-best.
- Matched season-high with 16 points (5-of-14 FG, 1-of-4 3PT, 5-of-6 FT) vs. Arkansas (Jan. 12).
- 6 assists against 0 turnovers in the 81-50 win vs. Savannah State (Jan. 2), scoring 7 points (3-of-4 FG, 1-of-1 FT).
- 2nd-straight game in double digits with 14 (5-of-10 FG, 3-of-5 3PT, 1-of-2 FT) vs. Omaha (Dec. 9), hitting three 3-pointers for the third time.
- Season-high seven assists in the win vs. Arkansas State (Dec. 1).
- Nearly willed Mizzou to a comeback vs. Northwestern (Nov. 23), scoring 13 of his 16 points (6-of-11 FG) after the break of the 67-62 result.
- Rained in 3-of-4 from three-point land en route to 13 points vs. UMES (Nov. 14), playing 27 minutes in his second career start.

- Earned the start in his collegiate debut vs. Wofford (Nov. 13), recording 7 points, 3 assists and 3 rebounds in 29 minutes.

OAK HILL ACADEMY:

- Led national powerhouse Oak Hill Academy (Mouth of Wilson, Va.) to an 88-4 record as the team's starting point guard his last two seasons.
- Averaged 8.7 assists, 7.7 points and 4.2 steals per game while leading Oak Hill to a 47-1 season as a senior, with the squad also spending 10 weeks as the nation's No. 1-ranked boys basketball team.
- Broke Oak Hill's career assists record that was previously held by former North Carolina standout Jeff McInnis.

PERSONAL:

- Son of Alice Knox and Ted Phillips, and born on Jan. 12, 1996, in Los Angeles, California.
- Athlete he most looks up to and models his game after is Chris Paul.
- Favorite TV show is 'Friends'.
- Considered Mizzou the most in the recruiting process due to the Tigers coaching staff's ongoing presence.
- Names NBA star Kobe Bryant as most influential person he has met.

#1 AT A GLANCE

2015-16 Career

Scored 5+ points	20	-
Scored 10+ points	9	-
Scored 15+ points	3	-
Hit 2+ 3-pointers	6	-
Recorded 3+ rebounds	20	-
Recorded 5+ rebounds	13	-
Dished 3+ assists	19	-
Dished 5+ assists	7	-
Recorded 3+ steals	4	-
Played 20+ minutes	26	-
Played 30+ minutes	8	-

#1 GAME HIGHS

2015-16 Career

16, Twice	-
PTS	-
6, vs. Northwestern	-
11-24-15	FGM
14, Arkansas	-
1-12-16	FGA
3, 5 times	-
3PTM	-
8, Mississippi St.	-
1-30-16	3PTA
5, Twice	-
FTM	-
6, Twice	-
FTA	-
10, Texas A&M	-
2-27-16	REB
7, Twice	-
ASST	-
1, 3 times	-
BLKS	-
5, Ole Miss	-
2-3-16	STLS
37, Mississippi St.	-
1-30-16	MIN

PHILLIPS CAREER STATS

SEASON	G-GS	MIN	MPG	FG-A	FG%	3FG-A	3FG%	FT-A	FT%	REB / AVG.	AST / TO	BS / S	TP	AVG.
2015-16	29-29	746	25.7	73-190	.384	26-81	.321	48-65	.738	118 / 4.1	96 / 66	3 / 40	220	7.6
TOTAL	29-29	746	25.7	73-190	.384	26-81	.321	48-65	.738	118 / 4.1	96 / 66	3 / 40	220	7.6

NCAA APPEARANCES: '44, '76, '78, '80, '81, '82, '83, '86, '87, '88, '89, '90, '92, '93, '95, '99, '00, '01, '02, '03, '09, '10, '11, '12, '13



TRAMAINE ISABELL

SO // G // 6-0 // 178

Seattle, Wash.

Garfield High School

LAST GAME (TEXAS A&M 2-27-16)

FG	FGA	3FG	FGA	FT	FTA	AST	PTS
7	13	2	6	1	1	5	17

ISABELL 2015-16 GAME-BY-GAME

Opponent	Date	GS	Min	FG	FGA	Pct	3FG	FGA	Pct	FT	FTA	Pct	Off	Def	Tot	Avg	PF	FO	A	TO	Blk	Stl	Pts	Avg
WOFFORD	11-13-15	10	2-2	1.000	0-0	.000	0-0	.000	0-0	.000	0	3	3	3.0	1	0	2	3	0	1	4	4.0		
UMES	11-15-15	12	2-5	.400	0-1	.000	0-0	.000	2	2	4	3.5	0	0	1	0	0	0	4	4.0				
at Xavier	11-17-15	13	3-6	.500	1-1	1.000	4-4	1.000	0	1	1	2.7	2	0	1	5	0	1	11	6.3				
vs Kansas State	11-23-15	12	2-3	.667	0-0	.000	0-0	.000	0	1	1	2.3	0	0	0	0	0	1	4	5.8				
vs Northwestern	11-24-15	8	1-4	.250	0-1	.000	0-0	.000	0	1	1	2.0	1	0	0	0	0	0	2	5.0				
ARKANSAS ST.	12-1-15	16	4-6	.667	2-2	1.000	1-1	1.000	0	0	0	1.7	1	0	2	0	0	1	11	6.0				
NORTHERN ILL.	12-4-15	16	1-5	.200	1-1	1.000	0-1	.000	1	1	2	1.7	0	0	1	0	0	1	3	5.6				
OMAHA	12-9-15	9	0-0	.000	0-0	.000	2-4	.500	0	2	2	1.8	1	0	1	3	0	1	2	5.1				
at Arizona	12-13-15	17	0-4	.000	0-2	.000	0-0	.000	1	1	2	1.8	2	0	1	3	0	1	0	4.6				
NC STATE	12-19-15	24	4-7	.571	1-2	.500	1-2	.500	1	2	3	1.9	2	0	2	2	0	2	10	5.1				
vs Illinois	12-23-15	11	0-3	.000	0-1	.000	0-0	.000	0	1	1	1.8	1	0	0	0	0	0	0	4.6				
ARKANSAS-PB	12-29-15	18	2-7	.286	1-2	.500	0-0	.000	0	1	1	1.8	1	0	3	3	0	1	5	4.7				
SAVANNAH ST	1-2-16	16	1-6	.167	1-3	.333	2-2	1.000	0	2	2	1.8	0	0	1	2	0	1	5	4.7				
at Georgia	1-6-16	16	1-4	.250	0-0	.000	0-0	.000	0	2	2	1.8	0	0	1	0	0	0	2	4.5				
AUBURN	1-9-16	23	3-8	.375	2-5	.400	4-6	.667	0	4	4	1.9	0	0	1	0	0	1	12	5.0				
ARKANSAS	1-12-16	22	1-4	.250	0-2	.000	7-8	.875	0	2	2	1.9	0	0	2	0	0	0	9	5.3				
at S. Carolina	1-16-16	22	3-8	.375	0-3	.000	2-2	1.000	0	0	0	1.8	1	0	2	4	1	2	8	5.4				
GEORGIA	1-20-16	24	3-10	.300	0-3	.000	3-6	.500	0	3	3	1.9	2	0	2	0	0	2	9	5.6				
at Texas A&M	1-23-16	DNP - CD																						
at Kentucky	1-27-16	DNP - CD																						
MISSISSIPPI ST	1-30-16	DNP - Susp.																						
OLE MISS	2-3-16	3	0-1	.000	0-1	.000	0-0	.000	0	0	0	1.8	0	0	0	0	0	0	0	5.3				
at Alabama	2-6-16	14	3-4	.750	0-0	.000	4-6	.667	0	1	1	1.8	3	0	1	2	0	1	10	5.6				
at Vanderbilt	2-10-16	16	1-7	.143	0-2	.000	0-0	.000	1	1	2	1.8	1	0	1	0	0	0	2	5.4				
TENNESSEE	2-13-16	25	1-5	.200	0-2	.000	3-4	.750	1	0	1	1.7	1	0	2	3	0	0	5	5.4				
S. CAROLINA	2-16-16	18	4-7	.571	0-1	.000	2-2	1.000	0	2	2	1.7	1	0	2	2	0	2	10	5.6				
at Arkansas	2-20-16	18	2-6	.333	0-2	.000	2-3	.667	0	2	2	1.8	3	0	0	0	0	0	6	5.6				
at Ole Miss	2-23-16	23	6-13	.462	2-5	.400	3-3	1.000	0	0	0	1.7	5	1	1	3	0	2	17	6.0				
TEXAS A&M	2-27-16	*	30	7-13	.538	2-6	.333	1-1	1.000	0	3	3	1.7	0	0	5	3	0	0	17	6.5			
at LSU	3-1-16																							
FLORIDA	3-5-16																							

2015-16 (SOPHOMORE):

- Matched career-best with 17 points for the second consecutive game in his first start of the season vs. Texas A&M (Feb. 27).
- Career-best 17 points off the bench at Ole Miss (Feb. 23), shooting 6-of-13 from the field and 2-of-5 from beyond the arc.
- Matched season-high in minutes with 24 vs. Georgia (Jan. 20).
- First block of his career at No. 19 South Carolina (Jan. 16) and matched his career best with 2 steals with 8 points (3-of-8 FG, 2-of-2 FT).
- Career highs in FT (7) and FTA (8) vs. Arkansas (Jan. 12).
- Breakout game vs. Auburn (Jan. 9), scoring 12 points (3-of-8 FG, 2-of-5 3PT, 4-of-6 FT) in 23 minutes off the bench and matching his career bests in rebounds (4) and free throw attempts (6).
- Season-high three assists in win vs. Arkansas-Pine Bluff (Dec. 29).
- 11 points (4-of-6 FG, 2-of-2 3PT, 1-of-1 FT) vs. Ark. State (Dec. 1).

2014-15 (FRESHMAN):

- Season-best 14 points (4-of-8 FG, 1-of-3 3PT, 5-of-6 FT) vs. Lipscomb (Jan. 3), with season-high marks in FT makes and attempts.
- Made ESPN SportsCenter's Top 10 with his buzzer-beating, game-tying three-pointer vs. Oklahoma State (Dec. 30), dropping the bucket with 0.2 seconds left in regulation.

HIGH SCHOOL:

- Was named first team all-state as a senior after leading Garfield High School to a 25-1 overall record and the Class 4A state championship.
- Averaged 23.6 points and 3.5 assists as a senior for Garfield, which also produced NBA players Tony Wroten and Brandon Roy.
- Poured in 34 points in the state title win over Richland and was named the state tournament's Most Valuable Player.
- Began his high school career at Lakeside High School, the same high school as Microsoft co-founders Bill Gates and Paul Allen, and led the Lions to the 2013 state championship game.

PERSONAL:

- Full name is Tramaine Andre' Isabell.
- Son of Aiyana Brown and Tramaine Isabell Sr.
- Has a younger sister, Queen, and younger brother, Se'jhe.
- Born June 27, 1995.
- Considers his grandfather, Rich Padden, an important mentor.
- Outside of pursuing basketball, would like to find success in the fields of real estate or private investment.

ISABELL CAREER STATS

CAREER	G-GS	MIN	MPG	FG-A	FG%	3FG-A	3FG%	FT-A	FT%	REB / AVG.	AST / TO	BS / S	TP	AVG.
2014-15	27-1	405	15.0	37-118	.314	16-52	.308	22-28	.786	36 / 1.3	39 / 33	0 / 17	112	4.1
2015-16	26-1	436	16.8	57-148	.385	13-48	.271	41-55	.745	45 / 1.7	35 / 38	1 / 21	168	6.5
TOTAL	53-2	841	15.9	94-266	.353	29-100	.290	63-83	.759	81 / 1.5	74 / 71	1 / 38	280	5.3

#4 AT A GLANCE

2015-16 Career

Scored 5+ points	15	25
Scored 10+ points	8	11
Hit 2+ 3-pointers	4	8
Multiple steals	5	10
Multiple assists	10	19
Recorded 3+ rebounds	6	10
Dished 3+ assists	2	8
Played 20+ minutes	8	15
Played 30+ minutes	1	3

#4 GAME HIGHS

2015-16 Career

17, Twice 17, Twice

PTS

7, Texas A&M 7, Texas A&M

2-27-16 FGM 2-27-16

13, Twice 13, Twice

FGA

2, 4 times 3, at Arkansas

3PTM

6, Texas A&M 6, Texas A&M

2-27-16 3PTA 2-27-16

7, Arkansas 7, Arkansas

1-12-16 FTM 1-12-16

8, Arkansas 8, Arkansas

1-12-16 FTA 1-12-16

4, Twice 4, 5 times

REB

5, Texas A&M 6, LSU

2-27-16 ASST 1-8-15

1, at S. Carolina 1, at S. Carolina

1-16-16 BLKS 1-16-16

2, 5 times 2, 10 times

STLS


K.J. WALTON

FR // G // 6-3 // 197

Indianapolis, Ind.

Brownsburg High School

LAST GAME (TEXAS A&M 2-27-16)

FG	FGA	3FG	FGA	FT	FTA	REB	PTS
1	5	0	1	0	0	1	2

WALTON 2015-16 GAME-BY-GAME

Opponent	Date	GS	Min	FG	FGA	Pct	3FG	FGA	Pct	FT	FTA	Pct	Off	Def	Tot	Avg	PF	FO	A	TO	Blk	Stl	Pts	Avg
WOFFORD	11-13-15	*	17	3-5	.600	0-0	.000	0-1	.000	0-1	.000	0-0	1	1	1.0	2	0	2	0	0	1	6	6.0	
UMES	11-15-15		15	1-3	.333	0-1	.000	9-10	.900	0-0	0-0	0-0	0	0	0.5	1	0	3	0	0	1	11	8.5	
at Xavier	11-17-15		21	3-8	.375	0-1	.000	2-2	1.000	1-2	0.5	1.3	2	0	1	0	0	0	0	0	8	8.3		
vs Kansas State	11-23-15		17	1-7	.143	0-1	.000	1-4	.250	2-1	3	1.8	2	0	1	3	0	0	0	0	3	7.0		
vs Northwestern	11-24-15		5	0-1	.000	0-0	.000	0-0	.000	0-0	0-0	1.4	2	0	1	0	0	0	0	0	0	5.6		
ARKANSAS ST.	12-1-15		15	2-7	.286	0-0	.000	6-7	.857	3-2	5	2.0	0	0	0	1	1	0	1	0	10	6.3		
NORTHERN ILL.	12-4-15		9	1-3	.333	0-1	.000	0-0	.000	0-0	0-0	1.7	0	0	0	0	0	0	0	1	2	5.7		
OMAHA	12-9-15		10	3-3	1.000	1-1	1.000	3-4	.750	0-2	2	1.8	2	0	0	1	0	2	10	6.3				
at Arizona	12-13-15		15	1-1	1.000	0-0	.000	4-8	.500	0-0	0-0	1.6	1	0	1	0	0	0	6	6.2				
NC STATE	12-19-15		11	2-3	.667	0-1	.000	0-2	.000	0-0	0-0	1.4	2	0	3	3	0	0	4	6.0				
vs Illinois	12-23-15		13	2-4	.500	0-0	.000	2-2	1.000	1-3	4	1.6	2	0	0	1	0	0	6	6.0				
ARKANSAS-PB	12-29-15	*	12	2-3	.667	0-0	.000	3-4	.750	1-1	2	1.7	0	0	0	1	1	1	7	6.1				
SAVANNAH ST	1-2-16	*	17	3-6	.500	2-2	1.000	2-2	1.000	0-0	0-0	1.5	1	0	0	3	0	1	10	6.4				
at Georgia	1-6-16	*	19	0-1	.000	0-0	.000	0-0	.000	1-1	2	1.6	1	0	0	0	0	0	5.9					
AUBURN	1-9-16	*	14	3-6	.500	0-2	.000	4-5	.800	1-1	2	1.6	0	0	1	0	0	3	10	6.2				
ARKANSAS	1-12-16	*	15	0-1	.000	0-0	.000	2-2	1.000	1-0	1	1.6	0	0	1	1	0	0	2	5.9				
at S. Carolina	1-16-16		7	0-3	.000	0-1	.000	0-0	.000	0-1	1	1.5	1	0	1	0	0	0	0	5.6				
GEORGIA	1-20-16		6	0-0	.000	0-0	.000	0-0	.000	0-0	0-0	1.4	2	0	0	1	0	0	0	5.3				
at Texas A&M	1-23-16		10	2-3	.667	0-1	.000	0-0	.000	1-1	2	1.5	1	0	2	0	0	4	5.2					
at Kentucky	1-27-16		21	3-5	.600	1-2	.500	3-4	.750	4-2	6	1.7	1	0	0	1	0	0	10	5.5				
MISSISSIPPI ST	1-30-16		21	2-5	.400	0-2	.000	3-3	1.000	0-4	4	1.8	1	0	0	1	0	0	7	5.5				
OLE MISS	2-3-16		11	2-5	.400	0-1	.000	0-0	.000	1-1	2	1.8	1	0	1	1	0	0	4	5.5				
at Alabama	2-6-16		6	0-0	.000	0-0	.000	0-0	.000	1-0	1	1.8	1	0	1	0	0	0	0	5.2				
at Vanderbilt	2-10-16		8	0-0	.000	0-0	.000	1-2	.500	0-0	0-0	1.7	0	0	1	0	0	1	1	5.0				
TENNESSEE	2-13-16		5	1-2	.500	0-0	.000	1-3	.333	1-0	1	1.7	1	0	0	0	0	0	3	5.0				
S. CAROLINA	2-16-16		14	2-3	.667	1-2	.500	5-6	.833	1-2	3	1.7	3	0	1	2	0	2	10	5.2				
at Arkansas	2-20-16		15	0-5	.000	0-2	.000	0-0	.000	2-1	3	1.8	1	0	1	0	0	1	0	5.0				
at Ole Miss	2-23-16		31	4-5	.800	1-1	1.000	2-5	.400	1-3	4	1.9	2	0	4	2	0	0	11	5.2				
TEXAS A&M	2-27-16		9	1-5	.200	0-1	.000	0-0	.000	1-0	1	1.8	0	0	0	0	0	0	2	5.1				
at LSU	3-1-16																							
FLORIDA	3-5-16																							

2015-16 (FRESHMAN):

- Matched season-high in scoring with 11 points (4-of-5 FG, 1-of-1 3PT, 2-of-5 FT) at Ole Miss (Feb. 23), along with a season-high 4 assists.
- 10 points (2-of-3 FG, 1-of-2 3PT, 5-of-6 FT) vs. South Carolina (Feb. 13), his third game of the season with at least 5 FT makes.
- Season-high 6 rebounds with 10 points at No. 20 Kentucky (Jan. 27).
- Season-high three steals in the 76-61 win vs. Auburn (Jan. 9).
- 10 points (3-of-6 FG, 2-of-2 3PT, 2-of-2 FT) in start vs. Savannah State (Jan. 2), hitting multiple three-pointers for the first time in his career.
- Second start of career vs. Arkansas-Pine Bluff (Dec. 29), scoring 7 points (2-of-3 FG, 3-of-4 FT).
- 10 points (3-of-3 FG, 1-of-1 3PT, 3-of-4 FT) in 10 minutes off the bench vs. Omaha (Dec. 9).
- Second game this season making 5 or more FTs in the win vs. Arkansas State (Dec. 1), making 6-of-7.
- Came off bench and sparked Mizzou in second half action vs. UMES (Nov. 15), scoring all 11 of his points after the break.
- Earned the start in his collegiate debut vs. Wofford (Nov. 13), scoring 6 points (3-of-5 FG) in the 83-74 win.

BROWNSBURG HIGH SCHOOL:

- Averaged 19.7 points, 5.0 rebounds and 1.9 steals per game for Brownsburg High School as a senior, shooting 44.0 percent from the field.
- Named an *Indy Star* Indiana All-Star at the conclusion of his final high school campaign.
- Rated a four-star prospect and ranked as the 103rd best basketball recruit in the nation by Rivals.com.
- Participant at the 28th annual Hoosier Basketball Magazine Top 60 Workout which features Indiana's best upperclassmen
- Chose Mizzou over Cincinnati and Xavier.

PERSONAL:

- Son of Kenneth and Michelle Walton.
- Father, Kenneth, played basketball at Nebraska from 1981-83.
- Born on July 20, 1996, in Indianapolis, Ind.
- Enjoys watching 'Fresh Prince of Bel-Air' in his spare time.
- Favorite sports movie is *Remember the Titans*.
- Favorite professional athlete to follow is Carmelo Anthony.
- Would like to pursue a career in basketball.

WALTON CAREER STATS

SEASON	G-GS	MIN	MPG	FG-A	FG%	3FG-A	3FG%	FT-A	FT%	REB / AVG.	AST / TO	BS / S	TP	AVG.
2015-16	29-6	389	13.4	44-103	.427	6-23	.261	53-76	.697	53 / 1.8	26 / 22	2 / 14	147	5.1
TOTAL	29-6	389	13.4	44-103	.427	6-23	.261	53-76	.697	53 / 1.8	26 / 22	2 / 14	147	5.1

#10 AT A GLANCE
2015-16 Career

Scored 5+ points	14	-
Scored 10+ points	8	-
Hit 2+ 3-pointers	1	-
Hit 5+ free throws	3	-
Multiple assists	4	-
Multiple steals	3	-
Dished 3+ assists	3	-
Played 20+ minutes	4	-
Played 30+ minutes	1	-

#10 GAME HIGHS
2015-16 Career

11, Twice		-
	PTS	-
4, at Ole Miss		-
2-23-16	FGM	-
8, at Xavier		-
11-17-15	FGA	-
2, Savannah St.		-
1-2-16	3PTM	-
2, 3 times		-
	3PTA	-
9, UMES		-
11-15-15	FTM	-
10, UMES		-
11-15-15	FTA	-
6, at Kentucky		-
1-27-16	REB	-
4, at Ole Miss		-
2-23-16	ASST	-
1, Twice		-
	BLKS	-
3, Auburn		-
1-9-16	STLS	-



JIMMY BARTON

RS SO // G // 5-9 // 160

St. Louis, Mo. // DeSmet Jesuit HS

Houston Baptist

LAST GAME (TEXAS A&M 2-27-16)

FG	FGA	3FG	FGA	FT	FTA	AST	PTS
1	1	1	1	0	0	1	3

BARTON 2015-16 GAME-BY-GAME

Opponent	Date	GS	Min	FG	FGA	Pct	3FG	FGA	Pct	FT	FTA	Pct	Off	Def	Tot	Avg	PF	FO	A	TO	Blk	Stl	Pts	Avg
WOFFORD	11-13-15	DNP																						
UMES	11-15-15	1	0-0	.000	0-0	.000	0-0	.000	0-0	.000	0-0	.000	0	0	0	0.0	0	0	0	1	0	0	0	0.0
at Xavier	11-17-15	DNP																						
vs Kansas State	11-23-15	1	0-0	.000	0-0	.000	0-0	.000	0-0	.000	0-0	.000	0	0	0	0.0	0	0	0	0	0	0	0	0.0
vs Northwestern	11-24-15	DNP																						
ARKANSAS ST.	12-1-15	DNP																						
NORTHERN ILL.	12-4-15	DNP																						
OMAHA	12-9-15	DNP																						
at Arizona	12/13/15	2	0-1	.000	0-0	.000	0-0	.000	0-0	.000	0-0	.000	0	0	0	0.0	0	0	0	0	0	0	0	0.0
NC STATE	12-19-15	DNP																						
vs Illinois	12-23-15	DNP																						
ARKANSAS-PB	12-29-15	7	0-4	.000	0-3	.000	0-0	.000	0-0	.000	0-0	.000	0	0	0	0.0	2	0	1	0	0	1	0	0.0
SAVANNAH ST	1-2-16	3	0-1	.000	0-1	.000	0-0	.000	0-0	.000	0-0	.000	0	0	0	0.0	0	0	0	0	0	0	0	0.0
at Georgia	1-6-16	DNP																						
AUBURN	1-9-16	DNP																						
ARKANSAS	1-12-16	DNP																						
at S. Carolina	1-16-16	DNP																						
GEORGIA	1-20-16	DNP																						
at Texas A&M	1-23-16	DNP																						
at Kentucky	1-27-16	1	0-0	.000	0-0	.000	0-0	.000	0-0	.000	0-0	.000	0	0	0	0.0	0	0	0	0	0	0	0	0.0
MISSISSIPPI ST	1-30-16	0	0-0	.000	0-0	.000	0-0	.000	0-0	.000	0-0	.000	0	0	0	0.0	0	0	0	0	0	1	0	0.0
OLE MISS	2-3-16	DNP																						
at Alabama	2-6-16	DNP																						
at Vanderbilt	2-10-16	1	0-0	.000	0-0	.000	0-0	.000	0-0	.000	0-0	.000	0	0	0	0.0	0	0	0	0	0	0	0	0.0
TENNESSEE	2-13-16	DNP																						
S. CAROLINA	2-16-16	5	0-0	.000	0-0	.000	0-0	.000	0-0	.000	0-0	.000	0	0	0	0.0	0	0	0	0	0	0	0	0.0
at Arkansas	2-20-16	DNP																						
at Ole Miss	2-23-16	15	1-3	.333	1-3	.333	0-0	.000	0-0	.000	0-0	.000	0	3	3	0.3	1	0	2	3	0	0	3	0.3
TEXAS A&M	2-27-16	4	1-1	1.000	1-1	1.000	0-0	.000	0-0	.000	0-0	.000	0	0	0	0.3	1	0	1	0	0	0	3	0.5
at LSU	3-1-16																							
FLORIDA	3-5-16																							

2015-16 (REDSHIRT SOPHOMORE):

- Hit one three-pointer in 4 minutes of action off the bench vs. Texas A&M (Feb. 27), also dishing one assist.
- Scored first points of his Mizzou career with a three-pointer out of 15 minutes off the bench at Ole Miss (Feb. 23).
- Five minutes off the bench vs. South Carolina (Feb. 16).
- Made first appearance for Mizzou in the win vs. UMES (Nov. 15), coming off the bench in the final moments of the victory.

2014-15 (SOPHOMORE):

- Walked onto the Tiger program after playing his freshman season at Division I Houston Baptist.

AT HOUSTON BAPTIST

2013-14 (FRESHMAN):

- Played in 31 games for Houston Baptist, making 13 starts.
- Saw his averages improve to 3.1 points in 19.2 minutes during Southland Conference play.
- Passed out a career-high eight assists at Abilene Christian and seven more at Sam Houston State in back-to-back contests.

- Scored a career high nine points and was a perfect 3-of-3 from three-point range in a loss to Southern Miss.

DESMET JESUIT HIGH SCHOOL:

- Was a four-year letterwinner and three-year team captain for coach Kevin Poelker at De Smet Jesuit High School in St. Louis, Mo.
- Averaged 14.0 points, 6.5 assists and 3.5 rebounds per game in leading the Spartans to the state finals, earning Metro Catholic Conference Co-Player of the Year, first-team all-state and second-team All-Metro honors as a senior.

PERSONAL:

- Full name is James Edward Barton.
- Born Oct. 7, 1994, in St. Louis, Mo.
- Son of Jim Sr. and Christy Barton.
- Has two sisters, Paige and Mary and one brother, Tommy.
- Considers his father, Jim Sr., his greatest influence.

#11 AT A GLANCE

2015-16 Career

Scored 5+ points	-	7
Hit 2+ 3-pointers	-	1
Multiple steals	-	4
Multiple assists	1	15
Dished 3+ assists	-	7
Played 20+ minutes	-	9
Played 30+ minutes	-	2

#11 GAME HIGHS

2015-16 Career

3, Twice		-
	PTS	-
1, Twice		-
	FGM	-
4, at Arizona		-
12-13-15	FGA	-
1, Twice		-
	3PTM	-
3, Twice		-
	3PTA	-
-		-
-	FTM	-
-		-
-	FTA	-
3, at Ole Miss		-
2-23-16	REB	-
2, at Ole Miss		-
2-23-16	ASST	-
-		-
-	BLKS	-
1, Twice		-
	STLS	-

BARTON CAREER STATS

SEASON	G-GS	MIN	MPG	FG-A	FG%	3FG-A	3FG%	FT-A	FT%	REB / AVG.	AST / TO	BS / S	TP	AVG.
2013-14	31-13	515	16.6	34-98	.347	14-50	.280	12-16	.750	35 / 1.1	57 / 43	0 / 15	94	3.0
2014-15	REDSHIRTED													
2015-16	11-0	40	3.6	2-10	.200	2-8	.250	0-0	.000	3 / 0.3	4 / 4	0 / 2	6	0.5
TOTAL	42-13	555	13.2	36-108	.333	16-58	.276	12-16	.750	38 / 0.9	60 / 47	0 / 17	100	2.4

NCAA APPEARANCES: '44, '76, '78, '80, '81, '82, '83, '86, '87, '88, '89, '90, '92, '93, '95, '99, '00, '01, '02, '03, '09, '10, '11, '12, '13



NAMON WRIGHT

SO // G // 6-5 // 202

Los Angeles, Calif.

Pacific Hills High School

LAST GAME (TEXAS A&M 2-27-16)

FG	FGA	3FG	3FGA	FT	FTA	REB	PTS
1	8	0	3	2	2	3	4

WRIGHT 2015-16 GAME-BY-GAME

Opponent	Date	GS	Min	FG	FGA	Pct	3FG	FGA	Pct	FT	FTA	Pct	Off	Def	Tot	Avg	PF	FO	A	TO	Blk	Stl	Pts	Avg
WOFFORD	11-13-15		23	5-7		.714	3-4		.750	5-8		.625	2	5	7	7.0	3	0	0	0	0	0	18	18.0
UMES	11-15-15	*	26	1-8		.125	1-4		.250	4-4		1.000	2	3	5	6.0	2	0	1	2	0	0	7	12.5
at Xavier	11-17-15	*	28	2-6		.333	0-4		.000	2-3		.667	0	4	4	5.3	3	0	2	2	0	2	6	10.3
vs Kansas State	11-23-15	*	23	1-6		.167	1-5		.200	2-2		1.000	0	4	4	5.0	1	0	0	2	2	1	5	9.0
vs Northwestern	11-24-15	*	31	2-6		.333	0-2		.000	4-4		1.000	1	1	2	4.4	0	0	3	1	0	0	8	8.8
ARKANSAS ST.	12-1-15	*	28	5-9		.556	3-5		.600	1-1		1.000	0	6	6	4.7	3	0	0	0	1	0	14	9.7
NORTHERN ILL.	12-4-15	*	26	3-7		.429	2-5		.400	2-4		.500	0	5	5	4.7	3	0	3	2	0	0	10	9.7
OMAHA	12-9-15	*	30	1-6		.167	0-2		.000	7-8		.875	0	7	7	5.0	2	0	4	3	0	1	9	9.6
at Arizona	12-13-15	*	28	2-8		.250	1-2		.500	4-5		.800	1	4	5	5.0	2	0	0	2	0	0	9	9.6
NC STATE	12-19-15	*	19	0-6		.000	0-1		.000	2-6		.333	0	3	3	4.8	1	0	0	0	0	2	2	8.8
vs Illinois	12-23-15	*	17	0-4		.000	0-4		.000	2-2		1.000	0	4	4	4.7	2	0	0	1	0	0	2	8.2
ARKANSAS-PB	12-29-15		21	3-6		.500	1-3		.333	0-0		.000	0	5	5	4.8	1	0	3	0	1	2	7	8.1
SAVANNAH ST	1-2-16		23	4-9		.444	1-4		.250	2-2		1.000	2	6	8	5.0	2	0	0	2	0	0	11	8.3
at Georgia	1-6-16		25	3-9		.333	0-4		.000	3-4		.750	2	1	3	4.9	1	0	2	1	0	0	9	8.4
AUBURN	1-9-16		26	1-7		.143	1-3		.333	7-10		.700	2	2	4	4.8	2	0	2	0	0	0	10	8.5
ARKANSAS	1-12-16		21	3-5		.600	1-2		.500	2-2		1.000	1	2	3	4.7	2	0	1	3	0	0	9	8.5
at S. Carolina	1-16-16	*	32	3-9		.333	2-5		.400	1-2		.500	1	2	3	4.6	1	0	3	2	0	1	9	8.5
GEORGIA	1-20-16	*	28	3-8		.375	2-5		.400	4-6		.667	1	4	5	4.6	3	0	2	0	1	0	12	8.7
at Texas A&M	1-23-16	*	27	3-10		.300	0-5		.000	0-0		.000	0	5	5	4.6	4	0	2	4	0	0	6	8.6
at Kentucky	1-27-16	*	22	0-6		.000	0-2		.000	3-3		1.000	0	1	1	4.5	1	0	0	4	0	0	3	8.3
MISSISSIPPI ST	1-30-16	*	26	6-12		.500	1-5		.200	3-3		1.000	1	8	9	4.7	2	0	1	2	0	0	16	8.7
OLE MISS	2-3-16	*	30	3-10		.300	3-6		.500	3-4		.750	0	8	8	4.8	2	0	2	1	1	0	12	8.8
at Alabama	2-6-16	*	27	1-7		.143	0-5		.000	6-6		1.000	0	3	3	4.7	1	0	0	2	0	0	8	8.8
at Vanderbilt	2-10-16	*	27	4-9		.444	0-3		.000	3-4		.750	1	3	4	4.7	2	0	0	2	0	0	11	8.9
TENNESSEE	2-13-16	*	25	3-7		.429	2-5		.400	5-6		.833	0	5	5	4.7	3	0	2	3	0	1	13	9.0
S. CAROLINA	2-16-16	*	31	2-7		.286	2-4		.500	5-5		1.000	2	5	7	4.8	1	0	1	5	1	0	11	9.1
at Arkansas	2-20-16	*	28	4-10		.400	3-7		.429	1-1		1.000	1	11	12	5.1	2	0	2	3	0	0	12	9.2
at Ole Miss	2-23-16	*	27	7-9		.778	6-7		.857	0-2		.000	0	5	5	5.1	4	0	2	1	0	1	20	9.6
TEXAS A&M	2-27-16	*	31	1-8		.125	0-3		.000	2-2		1.000	1	2	3	5.0	3	0	1	0	0	0	4	9.4
at LSU	3-1-16																							
FLORIDA	3-5-16																							

2015-16 (SOPHOMORE):

- First 20-point game as a sophomore with a season-best 20 points at Ole Miss (Feb. 23), hitting on 6-of-7 three-pointers to match a career-high.
- First double-double of his career with 12 points and a career-high 12 rebounds at Arkansas (Feb. 20), hitting 3-of-7 from three-point territory.
- Made it three-straight games with 10+ points for the first time since the closing stretch of his freshman year with 11 in the win vs. South Carolina (Feb. 16).
- Double-figure scoring for the fourth time in five games with 13 (3-of-7 FG, 2-of-5 3PT, 5-of-6 FT) vs. Tennessee (Feb. 13).
- 13th game with 5+ rebounds with 5 against the Volunteers.
- 11 points (4-of-9 FG, 3-of-4 FT) at Vanderbilt (Feb. 10).
- Second-straight game scoring in double figures (12) vs. Ole Miss (Feb. 3), also hauling in eight rebounds
- Nearly a double-double with 16 points, 9 rebounds vs. Mississippi State (Jan. 30), a career-high in boards.
- Sixth-straight game with at least 9 points vs. Georgia (Jan. 20), also hitting at least 2 three-pointers for the fifth time.
- Career-best 10 free throw attempts vs. Auburn (Jan. 9).
- Team-high 14 points (5-of-9 FG, 3-of-5 3PT, 1-of-1 FT) with 6 rebounds and 1 block vs. Arkansas State (Dec. 1).
- Fired in 18 points (5-of-7 FG, 3-of-4 3PT, 5-of-8 FT) in 23 minutes off the bench in the season-opening win vs. Wofford (Nov. 13).

2014-15 (FRESHMAN):

- Scored double figures in seven different games in his first campaign for Mizzou, averaging 6.8 points per game in 30 games played.
- Averaged 13.6 points per game over Mizzou's final five contests.
- Season-ending flurry of points included an impressive 28 points vs. Florida (Feb. 24), leading the Tigers to a 64-52 win over the Gators.
- Scoring output vs. UF was the third-highest scoring performance by a freshman in Mizzou history.

PACIFIC HILLS HIGH SCHOOL:

- Averaged 24.2 points, 9.4 rebounds, 3.0 assists and 1.4 steals for Pacific Hills High School in 2014.
- Helped lead Pacific Hills to the Division IV state championship as a junior and averaged 15.6 points, 7.3 rebounds and 3.1 assists.

PERSONAL:

- Full name is Namon Khary Wright.
- Son of Michelle Burnside.
- Born June 25, 1994, in Los Angeles, Calif.

#12 AT A GLANCE

2015-16 Career

Scored 10+ points	13	19
Scored 20+ points	1	3
Hit 2+ 3-pointers	10	22
Made 5+ FGs	4	9
Attempted 5+ FGs	28	46
Attempted 10+ FGs	4	9
Recorded 5+ rebounds	16	20
Multiple assists	13	18
Multiple steals	3	8
Played 20+ minutes	25	41
Played 30+ minutes	6	12

#12 GAME HIGHS

2015-16 Career

20, at Ole Miss		28, Florida
<u>2-23-16</u>	PTS	<u>2-24-15</u>
7, at Ole Miss		10, Florida
<u>2-23-16</u>	FGM	<u>2-24-15</u>
12, Mississippi St.		14, at Mississippi St.
<u>1-30-16</u>	FGA	<u>3-7-15</u>
6, at Ole Miss		6, Twice
<u>2-23-16</u>	3PTM	
7, at Ole Miss		8, Florida
<u>2-23-16</u>	3PTA	<u>2-24-15</u>
7, Twice		7, Twice
	FTM	
10, Auburn		10, Auburn
<u>1-9-16</u>	FTA	<u>1-9-16</u>
12, at Arkansas		12, at Arkansas
<u>2-20-16</u>	REB	<u>2-20-16</u>
4, Omaha		4, Omaha
<u>12-9-15</u>	ASST	<u>12-9-15</u>
2, vs. Kansas St.		2, vs. Kansas St.
<u>11-23-15</u>	BLKS	<u>11-23-15</u>
2, 3 times		3, at Georgia
	STLS	<u>2-28-15</u>

WRIGHT CAREER STATS

SEASON	G-GS	MIN	MPG	FG-A	FG%	3FG-A	3FG%	FT-A	FT%	REB / AVG.	AST / TO	BS / S	TP	AVG.
2014-15	30-20	607	20.2	77-186	.414	40-103	.388	10-18	.556	69 / 2.3	19 / 37	3 / 17	204	6.8
2015-16	29-23	756	26.1	76-221	.344	36-116	.310	85-109	.780	145 / 5.0	39 / 50	7 / 11	273	9.4
TOTAL	59-43	1363	23.1	153-407	.376	76-219	.347	95-127	.748	214 / 3.6	58 / 87	10 / 28	477	8.1



JAKEENAN GANT

SO // F // 6-8 // 212

Springfield, Ga.

Effingham County High School

LAST GAME (TEXAS A&M 2-27-16)

FG	FGA	3FG	3FGA	FT	FTA	REB	PTS
2	4	1	1	0	0	5	5

GANT 2015-16 GAME-BY-GAME

Opponent	Date	GS	Min	FG	FGA	Pct	3FG	FGA	Pct	FT	FTA	Pct	Off	Def	Tot	Avg	PF	FO	A	TO	Blk	Stl	Pts	Avg
WOFFORD	11-13-15	*	16	1-5	.200	0-3	.000	2-2	1.000	1	3	4	4.0	5	1	1	0	1	0	1	0	4	4.0	
UMES	11-15-15	*	13	2-2	1.000	0-0	.000	0-0	.000	0	1	1	2.5	4	0	0	1	2	1	4	4.0			
at Xavier	11-17-15	*	15	0-3	.000	0-2	.000	1-2	.500	1	1	2	2.3	1	0	1	2	1	0	1	0	1	3.0	
vs Kansas State	11-23-15	*	7	0-2	.000	0-1	.000	0-0	.000	0	1	1	2.0	4	0	0	0	1	0	0	1	0	2.3	
vs Northwestern	11-24-15		5	1-1	1.000	0-0	.000	2-3	.667	1	0	1	1.8	3	0	0	0	0	0	0	4	2.6		
ARKANSAS ST.	12-1-15		8	1-4	.250	0-1	.000	0-0	.000	1	0	1	1.7	1	0	0	0	1	0	2	2.5			
NORTHERN ILL.	12-4-15		18	4-6	.667	0-0	.000	3-3	1.000	2	4	6	2.3	1	0	0	1	1	1	11	3.7			
OMAHA	12-9-15		20	3-6	.500	0-0	.000	5-7	.714	1	4	5	2.6	0	0	0	1	2	1	11	4.6			
at Arizona	12-13-15		17	3-6	.500	0-0	.000	2-2	1.000	0	3	3	2.7	2	0	0	1	0	0	8	5.0			
NC STATE	12-19-15		16	2-5	.400	0-0	.000	0-0	.000	1	1	2	2.6	2	0	0	0	1	1	4	4.9			
vs Illinois	12-23-15		18	4-5	.800	0-0	.000	0-0	.000	2	4	6	2.9	1	0	0	0	2	0	8	5.2			
ARKANSAS-PB	12-29-15		20	1-7	.143	0-0	.000	5-6	.833	4	7	11	3.6	1	0	2	0	4	1	7	5.3			
SAVANNAH ST	1-2-16		22	2-5	.400	0-0	.000	0-0	.000	3	2	5	3.7	0	0	0	1	1	0	4	5.2			
at Georgia	1-6-16		25	2-6	.333	0-1	.000	1-2	.500	2	4	6	3.9	2	0	0	2	0	0	5	5.2			
AUBURN	1-9-16		12	2-3	.667	1-1	1.000	0-0	.000	1	2	3	3.8	3	0	0	1	2	0	5	5.2			
ARKANSAS	1-12-16		12	2-4	.500	0-0	.000	0-0	.000	1	2	3	3.8	4	0	1	1	1	0	4	5.1			
at S. Carolina	1-16-16		19	1-3	.333	0-0	.000	1-2	.500	1	2	3	3.7	1	0	0	0	1	0	3	5.0			
GEORGIA	1-20-16		3	0-2	.000	0-0	.000	0-0	.000	0	0	0	3.5	0	0	0	0	0	0	0	4.7			
at Texas A&M	1-23-16		14	0-5	.000	0-1	.000	1-2	.500	2	2	4	3.5	0	0	0	1	0	1	1	4.5			
at Kentucky	1-27-16		17	1-3	.333	0-1	.000	0-0	.000	0	3	3	3.5	1	0	0	1	1	1	2	4.4			
MISSISSIPPI ST	1-30-16		24	5-8	.625	0-1	.000	1-2	.500	3	2	5	3.6	3	0	0	0	1	1	11	4.7			
OLE MISS	2-3-16		10	0-1	.000	0-0	.000	0-0	.000	1	1	2	3.5	1	0	0	2	2	2	0	4.5			
at Alabama	2-6-16	DNP - Susp.																						
at Vanderbilt	2-10-16		15	7-9	.778	2-3	.667	0-0	.000	1	1	2	3.4	5	1	0	0	1	0	16	5.0			
TENNESSEE	2-13-16		16	2-3	.667	1-1	1.000	0-0	.000	1	5	6	3.5	2	0	0	1	0	0	5	5.0			
S. CAROLINA	2-16-16		18	1-5	.200	0-1	.000	0-0	.000	3	3	6	3.6	3	0	0	1	1	0	2	4.9			
at Arkansas	2-20-16		18	3-6	.500	0-2	.000	0-1	.000	0	3	3	3.6	2	0	1	0	1	0	6	4.9			
at Ole Miss	2-23-16		17	3-6	.500	1-2	.500	0-0	.000	1	5	6	3.7	3	0	1	0	0	1	7	5.0			
TEXAS A&M	2-27-16		23	2-4	.500	1-1	1.000	0-0	.000	2	3	5	3.8	2	0	0	1	0	0	5	5.0			
at LSU	3-1-16																							
FLORIDA	3-5-16																							

2015-16 (SOPHOMORE):

- Career-high 16 points in just 15 minutes off the bench at Vanderbilt (Feb. 10), hitting a career-high 7 field goals on a career-high 9 attempts.
- Sixth game with multiple blocks vs. Ole Miss (Feb. 3), along with two steals, a career-high.
- 11 points on a season-high 5 FG makes vs. Mississippi State (Jan. 30), also pulling down 5 rebounds.
- Career-high 11 rebounds and four blocks in 20 minutes off the bench vs. Arkansas-Pine Bluff (Dec. 29).
- Productive 18 minutes vs. Illinois (Dec. 23), scoring 8 points (4-of-5 FG) and matching season bests in rebounds (6) and blocks (2).
- Second-straight game with 11 points (3-of-6 FG, 5-of-7 FT) in the win vs. Omaha (Dec. 9), with career highs in FT makes (5) and attempts (7).
- Breakout game of season with 11 points (4-of-6 FG, 3-of-3 FT) vs. Northern Illinois (Dec. 4) in 18 minutes off the bench.

2014-15 (FRESHMAN):

- Shot an efficient 51.2-percent from the field in his initial season wearing the Black & Gold.
- Finished the season with 14 blocks in 23 games for a team-best average of 0.61 blocks per game.

- 13 points (4-of-8 FG, 1-of-4 3PT, 4-of-4 FT) in 15 minutes off the bench vs. Xavier (Dec. 13), the first action of his collegiate career.
- Did not appear in the first 9 games of 2014-15 during a review of his eligibility by the University of Missouri.

EFFINGHAM COUNTY HIGH SCHOOL:

- One of the premier players in the class of 2014 and was selected to participate in USA Basketball's U18 National Team training camp.
- Was named Georgia's Mr. Basketball as a senior in 2014.
- Averaged 21.0 points, 10.5 rebounds, 4.0 blocks and 2.8 assists for the Effingham County Rebels as a senior.

PERSONAL:

- Full name is Jakeenan Tyelle Gant.
- Son of La'Kenia Gant and James McDonald.
- Has an older sister, Daira, and younger sister, Arial.
- Born May 6, 1996, in Savannah, Ga.
- Would enjoy working in the restaurant business after basketball.

#23 AT A GLANCE

2015-16 Career

Scored 5+ points	12	25
Scored 10+ points	4	7
Scored 15+ points	1	1
Hit 3+ FGs	7	17
Hit 5+ FGs	2	3
Grabbed 5+ rebounds	11	13
Recorded 2+ blocks	6	10
Played 20+ minutes	6	9

#23 GAME HIGHS

2015-16 Career

16, at Vanderbilt	16, at Vanderbilt
2-10-16	PTS
7, at Vanderbilt	7, at Vanderbilt
2-10-16	FGM
9, at Vanderbilt	9, at Vanderbilt
2-10-16	FGA
2, at Vanderbilt	2, at Vanderbilt
2-10-16	3PTM
3, Twice	4, Xavier
	3PTA
5, Omaha	5, Omaha
12-9-15	FTM
7, Omaha	7, Omaha
12-9-15	FTA
11, Arkansas-PB	11, Arkansas-PB
12-29-15	REB
2, Arkansas-PB	3, at Arkansas
12-29-15	ASST
4, Arkansas-PB	4, Arkansas-PB
12-29-15	BLKS
2, Ole Miss	2, Ole Miss
2-3-16	STLS
	2-3-16

GANT CAREER STATS

SEASON	G-GS	MIN	MPG	FG-A	FG%	3FG-A	3FG%	FT-A	FT%	REB / AVG.	AST / TO	BS / S	TP	AVG.
2014-15	23-6	324	14.1	47-91	.516	1-14	.071	18-25	.720	50 / 2.2	7 / 16	14 / 9	113	4.9
2015-16	28-4	438	15.6	55-125	.440	6-22	.273	24-34	.706	105 / 3.8	7 / 18	28 / 11	140	5.0
TOTAL	51-10	762	14.9	102-216	.472	7-36	.194	42-59	.712	155 / 3.0	14 / 34	42 / 20	253	5.0

NCAA APPEARANCES: '44, '76, '78, '80, '81, '82, '83, '86, '87, '88, '89, '90, '92, '93, '95, '99, '00, '01, '02, '03, '09, '10, '11, '12, '13



KEVIN PURYEAR

FR // F // 6-7 / 236

Blue Springs, Mo.

South High School

LAST GAME (TEXAS A&M 2-27-16)

FG	FGA	3FG	3FGA	FT	FTA	REB	PTS
1	6	0	1	5	6	4	7

PURYEAR 2015-16 GAME-BY-GAME

Opponent	Date	GS	Min	FG	FGA	Pct	3FG	FGA	Pct	FT	FTA	Pct	Off	Def	Tot	Avg	PF	FO	A	TO	Blk	Stl	Pts	Avg
WOFFORD	11-13-15	*	32	8-14	.571	1-3	.333	3-4	.750	0	5	5	5.0	1	0	0	2	0	0	2	0	1	20	20.0
UMES	11-15-15	*	26	4-7	.571	0-0	.000	5-6	.833	1	4	5	5.0	0	0	1	2	0	1	2	0	1	13	16.5
at Xavier	11-17-15	*	29	4-9	.444	0-2	.000	4-4	1.000	0	5	5	5.0	3	0	0	1	0	0	1	0	0	12	15.0
vs Kansas State	11-23-15	*	31	4-9	.444	0-0	.000	1-2	.500	1	2	3	4.5	2	0	0	0	0	1	0	0	9	13.5	
vs Northwestern	11-24-15	*	29	6-11	.545	0-2	.000	2-4	.500	1	3	4	4.4	1	0	1	2	0	0	2	0	14	13.6	
ARKANSAS ST.	12-1-15	*	21	4-7	.571	0-1	.000	2-3	.667	2	5	7	4.8	2	0	1	3	0	0	3	0	10	13.0	
NORTHERN ILL.	12-4-15	*	24	6-10	.600	0-0	.000	5-5	1.000	0	1	1	4.3	1	0	0	4	0	0	4	0	17	13.6	
OMAHA	12-9-15	*	25	5-8	.625	1-2	.500	7-8	.875	2	6	8	4.8	2	0	1	1	0	1	1	0	1	18	14.1
at Arizona	12-13-15	*	22	2-10	.200	0-2	.000	0-1	.000	4	1	5	4.8	1	0	1	1	0	1	1	0	4	13.0	
NC STATE	12-19-15	*	25	1-2	.500	0-0	.000	2-2	1.000	0	2	2	4.5	1	0	0	0	0	0	0	0	4	12.1	
vs Illinois	12-23-15	*	19	5-8	.625	1-2	.500	1-3	.333	1	1	2	4.3	2	0	0	2	0	0	2	0	0	12	12.1
ARKANSAS-PB	12-29-15	*	17	4-9	.444	0-0	.000	5-6	.833	4	4	8	4.6	1	0	0	2	1	2	1	2	13	12.2	
SAVANNAH ST	1-2-16	*	15	2-5	.400	0-0	.000	4-4	1.000	1	3	4	4.5	1	0	1	0	0	0	0	0	8	11.8	
at Georgia	1-6-16	*	27	5-9	.556	0-1	.000	9-10	.900	1	2	3	4.4	2	0	0	1	0	1	1	0	1	19	12.4
AUBURN	1-9-16	*	28	4-9	.444	1-1	1.000	5-6	.833	4	7	11	4.9	4	0	1	3	0	1	3	0	1	14	12.5
ARKANSAS	1-12-16	*	29	3-7	.429	0-2	.000	2-2	1.000	0	3	3	4.8	2	0	1	1	0	0	1	0	0	8	12.2
at S. Carolina	1-16-16	*	12	0-1	.000	0-0	.000	2-2	1.000	0	1	1	4.5	4	0	0	3	0	2	2	2	11.6		
GEORGIA	1-20-16	*	25	4-8	.500	0-1	.000	2-2	1.000	1	6	7	4.7	0	0	0	0	0	0	0	0	10	11.5	
at Texas A&M	1-23-16	*	30	3-8	.375	0-1	.000	5-7	.714	1	5	6	4.7	2	0	1	2	0	0	1	0	0	11	11.5
at Kentucky	1-27-16	*	19	4-7	.571	0-0	.000	2-2	1.000	0	1	1	4.6	1	0	0	1	0	0	1	0	0	10	11.4
MISSISSIPPI ST	1-30-16	*	20	1-5	.200	0-0	.000	0-0	.000	0	0	0	4.3	0	0	0	1	0	0	1	0	0	2	11.0
OLE MISS	2-3-16	*	28	4-11	.364	0-1	.000	1-2	.500	2	3	5	4.4	2	0	0	1	0	0	1	0	0	9	10.9
at Alabama	2-6-16	*	30	9-17	.529	2-3	.667	2-2	1.000	2	4	6	4.4	2	0	0	1	0	0	1	0	0	22	11.3
at Vanderbilt	2-10-16	*	23	4-10	.400	0-1	.000	2-3	.667	3	4	7	4.5	1	0	0	0	0	0	2	10	11.3		
TENNESSEE	2-13-16	*	25	6-8	.750	2-3	.667	3-4	.750	1	4	5	4.6	2	0	1	1	0	0	1	0	0	17	11.5
S. CAROLINA	2-16-16	*	18	0-2	.000	0-1	.000	2-2	1.000	0	5	5	4.6	5	1	0	2	0	0	2	0	0	2	11.2
at Arkansas	2-20-16	*	34	6-14	.429	1-3	.333	10-11	.909	3	4	7	4.7	1	0	2	4	0	1	23	11.6			
at Ole Miss	2-23-16	*	31	3-12	.250	1-3	.333	4-4	1.000	1	4	5	4.7	3	0	0	3	0	0	3	0	0	11	11.6
TEXAS A&M	2-27-16	*	19	1-6	.167	0-1	.000	5-6	.833	2	2	4	4.7	1	0	0	1	1	0	7	11.4			
at LSU	3-1-16																							
FLORIDA	3-5-16																							

2015-16 (FRESHMAN):

- Has hit double figures in scoring in 19-of-29 games in 2015-16.
- Grabbed 5 rebounds at Ole Miss (Feb. 20) for his 7th-straight game with 5+.
- Season-best 23 points (6-of-14 FG, 1-of-3 3PT, 10-of-11 FT) at Arkansas (Feb. 20), setting season highs in FTM (10) and FTA (11) and pulling down 7 rebounds.
- Eclipsed the 300-point mark on the season with his effort against the Razorbacks, becoming the eighth Mizzou freshman to accomplish the feat, all-time.
- Hit 2+ 3-pointers for the second time in three games en route to 17 points vs. Tennessee (Feb. 13).
- 10 points (4-of-10 FG, 2-of-3 FT) and 7 rebounds at Vanderbilt (Feb. 10), including matching a season-best with 2 steals.
- 22 points on season highs in FGM (9) and FGA (17) at Alabama (Feb. 6).
- Became the 12th freshman in program history to record 200 points and 100 rebounds in a season with his effort against the Crimson Tide.
- First career double-double in the 76-61 win vs. Auburn (Jan. 9), recording 14 points (4-of-9 FG, 1-of-1 3PT, 5-of-6 FT) and 11 rebounds.
- 19 points (5-of-9 FG) in the game at Georgia (Jan. 6).
- Then-season-best eight rebounds to go along with 18 points (5-of-8 FG, 1-of-2 3PT, 7-of-8 FT) vs. Omaha (Dec. 9).
- Scored 20 points (8-of-14 FG, 1-of-3 3PT, 3-of-4 FT) in his collegiate debut, leading Mizzou past Wofford (Nov. 13), 83-74.
- Joined an exclusive list of debuts, with other recent 20-point Tiger freshman

performances including: Montaque Gill-Ceaser, 21 points vs. UMKC (Nov. 14, 2014), Jevon Crudup, 22 points at Rutgers (Nov. 27, 1990), Steve Stipanovich, 23 points vs. Southwest Texas State (Nov. 30, 1979).

BLUE SPRINGS SOUTH HIGH SCHOOL:

- Averaged 20.1 points and 7.8 rebounds per game while shooting 53.4 percent from the floor as a senior at Blue Springs South.
- Led South to its first Missouri Class 5 State Championship in school history at Mizzou Arena as a senior.
- Was a Missouri Class 5 All-State selection as a junior and senior.
- Chose Mizzou over offers from Arkansas, Ole Miss, Nebraska, Oklahoma State and Creighton.

PERSONAL:

- Son of Kevin and Vicki Puryear.
- Born Nov. 18, 1996, in New Brunswick, N.J.
- Has two sisters, Aleyse and Kendall.
- Grew up dreaming of chance to play at Mizzou.
- Favorite sports movie is *Coach Carter*.
- Favorite professional athlete to follow is LeBron James.
- Would like to pursue a career in basketball.

#24 AT A GLANCE

2015-16 Career

Scored 10+ points	19	-
Scored 15+ points	7	-
Scored 20+ points	3	-
Hit 5+ FGs	9	-
Hit 2+ 3-pointers	2	-
Attempted 10+ FGs	9	-
Grabbed 5+ rebounds	17	-
Multiple steals	3	-
Played 20+ minutes	21	-
Played 30+ minutes	6	-

#24 GAME HIGHS

2015-16 Career

23, at Arkansas		-
2-20-16	PTS	-
9, at Alabama		-
2-6-16	FGM	-
17, at Alabama		-
2-6-16	FGA	-
2, Twice		-
	3PTM	-
3, 4 times		-
	3PTA	-
10, at Arkansas		-
2-20-16	FTM	-
11, at Arkansas		-
2-20-16	FTA	-
11, Auburn		-
1-9-16	REB	-
2, at Arkansas		-
2-20-16	ASST	-
1, 3 times		-
	BLKS	-
2, 3 times		-
	STLS	-

PURYEAR CAREER STATS

SEASON	G-GS	MIN	MPG	FG-A	FG%	3FG-A	3FG%	FT-A	FT%	REB / AVG.	AST / TO	BS / S	TP	AVG.
2015-16	29-29	713	24.6	112-243	.461	10-36	.278	97-117	.829	135 / 4.7	12 / 45	3 / 12	331	11.4
Total	29-29	713	24.6	112-243	.461	10-36	.278	97-117	.829	135 / 4.7	12 / 45	3 / 12	331	11.4



RUSSELL WOODS

JR // F // 6-8 // 225

Chicago, Ill. // Simeon Career Academy

John A. Logan College (Ill.)

LAST GAME (TEXAS A&M 2-27-16)

FG	FGA	3FG	3FGA	FT	FTA	REB	PTS
0	0	0	0	0	0	0	0

WOODS 2015-16 GAME-BY-GAME

Opponent	Date	GS	Min	FG	FGA	Pct	3FG	FGA	Pct	FT	FTA	Pct	Off	Def	Tot	Avg	PF	FO	A	TO	Blk	Stl	Pts	Avg
WOFFORD	11-13-15	13	4-5	.800	0-0	.000	1-1	1.000	1	2	3	3.0	3	0	0	0	0	0	0	0	0	9	9.0	
UMES	11-15-15	15	0-0	.000	0-0	.000	1-4	.250	0	1	1	2.0	2	0	1	0	1	0	1	0	1	5.0		
at Xavier	11-17-15	8	0-0	.000	0-0	.000	0-0	.000	2	1	3	2.3	3	0	0	0	0	0	0	0	0	3.3		
vs Kansas State	11-23-15	19	2-3	.667	0-0	.000	0-0	.000	1	0	1	2.0	3	0	0	0	0	0	0	0	0	4	3.5	
vs Northwestern	11-24-15	12	0-0	.000	0-0	.000	0-0	.000	0	1	1	1.8	3	0	0	0	0	0	0	0	0	2.8		
ARKANSAS ST.	12-1-15	11	4-6	.667	0-0	.000	0-4	.000	2	2	4	2.2	3	0	0	1	1	0	0	0	0	8	3.7	
NORTHERN ILL.	12-4-15	15	4-4	1.000	0-0	.000	1-2	.500	1	3	4	2.4	4	0	1	1	0	0	0	0	0	9	4.4	
OMAHA	12-9-15	15	3-3	1.000	0-0	.000	0-0	.000	1	1	2	2.4	3	0	0	0	0	0	0	0	0	6	4.6	
at Arizona	12-13-15	22	1-5	.200	0-0	.000	3-6	.500	1	3	4	2.6	4	0	0	0	0	0	0	0	0	5	4.7	
NC STATE	12-19-15	19	2-3	.667	0-0	.000	0-0	.000	0	4	4	2.7	3	0	2	0	1	0	1	0	4	4.6		
vs Illinois	12-23-15	24	3-5	.600	0-0	.000	1-2	.500	3	7	10	3.4	2	0	1	2	0	1	2	0	1	7	4.8	
ARKANSAS-PB	12-29-15	*	15	2-4	.500	0-0	.000	2-3	.667	4	6	10	3.9	3	0	1	3	0	0	0	0	6	4.9	
SAVANNAH ST	1-2-16	*	18	3-3	1.000	0-0	.000	1-2	.500	0	3	3	3.8	1	0	1	0	2	2	2	7	5.1		
at Georgia	1-6-16	*	8	0-1	.000	0-0	.000	0-0	.000	1	0	1	3.6	4	0	0	0	0	0	0	0	4.7		
AUBURN	1-9-16	*	7	1-1	1.000	0-0	.000	1-2	.500	0	0	0	3.4	4	0	0	1	0	0	0	0	3	4.6	
ARKANSAS	1-12-16	*	19	0-2	.000	0-0	.000	2-2	1.000	1	2	3	3.4	2	0	0	1	0	0	1	0	2	4.4	
at S. Carolina	1-16-16	*	22	0-2	.000	0-0	.000	1-2	.500	0	2	2	3.3	1	0	0	1	0	0	0	0	1	4.2	
GEORGIA	1-20-16		15	0-1	.000	0-0	.000	0-0	.000	0	0	0	3.1	0	0	0	1	0	0	0	0	4.0		
at Texas A&M	1-23-16		18	0-2	.000	0-0	.000	0-3	.000	2	1	3	3.1	4	0	1	0	0	0	0	0	3.8		
at Kentucky	1-27-16		18	0-0	.000	0-0	.000	0-0	.000	0	1	1	3.0	2	0	0	0	0	0	0	0	3.6		
MISSISSIPPI ST	1-30-16		11	1-2	.500	0-0	.000	0-2	.000	3	1	4	3.0	1	0	1	1	0	0	0	2	3.5		
OLE MISS	2-3-16		7	1-1	1.000	0-0	.000	0-1	.000	1	0	1	3.0	3	0	0	0	0	0	0	2	3.5		
at Alabama	2-6-16		DNP-Susp.																					
at Vanderbilt	2-10-16		11	0-1	.000	0-0	.000	0-0	.000	1	2	3	3.0	3	0	0	0	0	0	0	0	0	3.3	
TENNESSEE	2-13-16		5	0-0	.000	0-0	.000	0-0	.000	0	0	0	2.8	1	0	0	0	0	1	0	0	3.2		
S. CAROLINA	2-16-16		9	0-2	.000	0-0	.000	0-0	.000	1	2	3	2.8	0	0	0	0	0	1	0	0	3.0		
at Arkansas	2-20-16		DNP-Family related																					
at Ole Miss	2-23-16		9	0-3	.000	0-0	.000	0-0	.000	0	3	3	2.8	4	0	0	0	0	0	0	0	2.9		
TEXAS A&M	2-27-16		5	0-0	.000	0-0	.000	0-0	.000	0	0	0	2.7	0	0	0	1	0	0	0	0	2.8		
at LSU	3-1-16																							
FLORIDA	3-5-16																							

2015-16 (JUNIOR):

- Did not play at Arkansas (Feb. 20) due to a death in the family.
- Back-to-back games with 10 rebounds with his effort vs. Arkansas-Pine Bluff (Dec. 29), his first career start.
- Grabbed 10 rebounds vs. Illinois (Dec. 23), a career-best and the most for a Mizzou player at that point in the 2015-16 season.
- Played a season-high 22 minutes off the bench at No. 13 Arizona (Dec. 13), scoring five points.
- Matched season highs in points (9) and rebounds (4) on a perfect night of shooting from the field (4-of-4 FG, 1-of-2 FT) in the 78-71 win vs. Northern Illinois (Dec. 4).
- Scored 9 points (4-of-5 FG, 1-of-1 FT) in his Mizzou debut vs. Wofford (Nov. 13), logging 13 minutes off the bench.

JUNIOR COLLEGE (JOHN A. LOGAN COLLEGE):

- Averaged 14.1 points and 7.2 rebounds per game and shot 61-percent from the field during the 2014-15 season at John A. Logan.
- Led John A. Logan College to a 27-7 record in 2014-15.

- Anchored the post as John A. Logan captured a Great Rivers Athletic Conference title and an NJCAA National Tournament berth.
- As a freshman, recorded 6.1 points per game while shooting 49.6-percent from the field.

HIGH SCHOOL:

- Won an Illinois state title as a senior at Simeon Career Academy.
- Played alongside Milwaukee Bucks forward and former No. 2 NBA Draft selection Jabari Parker.
- Transferred to Simeon from Leo Catholic High School in Chicago after his junior year.
- Earned all-state recognition as a junior at Leo Catholic.

PERSONAL:

- Son of Vivian Winters and Russell Woods, Sr.
- Born Dec. 5, 1994, in Chicago, Ill.
- Enjoys cooking in his spare time.

#25 AT A GLANCE

2015-16 Career

Scored 5+ points	8	-
Scored 10+ points	-	-
Hit 3+ FGs	6	-
Grabbed 5+ rebounds	2	-
Recorded 2+ blocks	1	-
Played 20+ minutes	3	-

#25 GAME HIGHS

2015-16 Career

9, Twice		-
	PTS	-
4, 3 times		-
	FGM	-
6, Arkansas St.		-
12-1-15	FGA	-
-		-
-	3PTM	-
-		-
-	3PTA	-
3, at Arizona		-
12-13-15	FTM	-
6, at Arizona		-
12-13-15	FTA	-
10, Twice		-
	REB	-
2, NC State		-
12-19-15	ASST	-
2, Savannah St.		-
1-2-16	BLKS	-
2, Savannah St.		-
1-2-16	STLS	-

WOODS CAREER STATS

SEASON	G-GS	MIN	MPG	FG-A	FG%	3FG-A	3FG%	FT-A	FT%	REB / AVG.	AST / TO	BS / S	TP	AVG.
2015-16	27-6	370	13.7	31-59	.525	0-0	.000	14-36	.389	74 / 2.7	9 / 13	7 / 4	76	2.8
TOTAL	27-6	370	13.7	31-59	.525	0-0	.000	14-36	.389	74 / 2.7	9 / 13	7 / 4	76	2.8



ADAM WOLF

FR // F // 6-7 // 202

Beaver Dam, Wis.

Beaver Dam High School

LAST GAME (TEXAS A&M 2-27-16)

FG	FGA	3FG	FGA	FT	FTA	REB	PTS
0	0	0	0	0	0	0	0

WOLF 2015-16 GAME-BY-GAME

Opponent	Date	GS	Min	FG	FGA	Pct	3FG	FGA	Pct	FT	FTA	Pct	Off	Def	Tot	Avg	PF	FO	A	TO	Blk	Stl	Pts	Avg
WOFFORD	11-13-15	DNP																						
UMES	11-15-15	DNP																						
at Xavier	11-17-15	DNP																						
vs Kansas State	11-23-15	DNP																						
vs Northwestern	11-24-15	DNP																						
ARKANSAS ST.	12-1-15	DNP																						
NORTHERN ILL.	12-4-15	DNP																						
OMAHA	12-9-15	DNP																						
at Arizona	12-13-15	1	1-1	1.000	1-1	1.000	0-0	.000	0-0	.000	0-0	.000	0	0	0	0.0	0	0	0	0	0	3	3.0	
NC STATE	12-19-15	DNP																						
vs Illinois	12-23-15	DNP																						
ARKANSAS-PB	12-29-15	5	3-4	.750	0-0	.000	0-0	.000	0-0	.000	1-2	.500	1	2	3	1.5	0	0	0	0	2	1	6	4.5
SAVANNAH ST	1-2-16	3	0-1	.000	0-1	.000	0-0	.000	0-0	.000	0-2	.000	0	2	2	1.7	0	0	0	0	0	0	3.0	
at Georgia	1-6-16	DNP																						
AUBURN	1-9-16	DNP																						
ARKANSAS	1-12-16	DNP																						
at S. Carolina	1-16-16	DNP																						
GEORGIA	1-20-16	DNP																						
at Texas A&M	1-23-16	DNP																						
at Kentucky	1-27-16	1	0-0	.000	0-0	.000	0-0	.000	0-0	.000	0-0	.000	0	0	0	1.3	0	0	0	0	0	0	2.3	
MISSISSIPPI ST	1-30-16	DNP																						
OLE MISS	2-3-16	DNP																						
at Alabama	2-6-16	12	0-1	.000	0-1	.000	0-0	.000	0-0	.000	0-3	.000	0	3	3	1.6	3	0	0	0	0	0	1.8	
at Vanderbilt	2-10-16	1	0-1	.000	0-1	.000	0-0	.000	0-0	.000	0-0	.000	0	0	0	1.3	0	0	0	0	0	0	1.5	
TENNESSEE	2-13-16	DNP																						
S. CAROLINA	2-16-16	DNP																						
at Arkansas	2-20-16	DNP																						
at Ole Miss	2-23-16	DNP																						
TEXAS A&M	2-27-16	2	0-0	.000	0-0	.000	0-0	.000	0-0	.000	0-0	.000	0	0	0	1.1	0	0	0	0	0	0	1.3	
at LSU	3-1-16																							
FLORIDA	3-5-16																							

2015-16 (FRESHMAN):

- Season-high 12 minutes of action off the bench at Alabama (Feb. 6), recording a season-best 3 rebounds.
- 6 points (3-of-4 FG) in just five minutes to close out the 78-25 win vs. Arkansas-Pine Bluff (Dec. 29), including 3 rebounds and 2 blocks
- Scored his first career points on a three-pointer in his first minute of collegiate action at No. 13 Arizona (Dec. 13).

HIGH SCHOOL:

- Averaged 17.0 points and 7.5 rebounds per game and helped lead Beaver Dam High School to a 19-win season as a senior.
- Earned Little Ten Conference Co-Player of the Year honors for his tremendous play on the court.
- Played three seasons at Lake Forest High School in Illinois before transferring to Beaver Dam High School in Wisconsin for his senior season.
- Battled injuries through career at Lake Forest, averaging 6.3 points and 3.3 points per game as a junior while playing through a stress fracture.

- Passed up several Division II scholarship offers to accept Coach Anderson's walk-on opportunity at Mizzou.

PERSONAL:

- Son of John and Jamie Wolf.
- Born on March 21, 1997, in Milwaukee, Wis.
- Has an older sister, Danielle, and younger sister, Lilly.
- Would like to work in business at the conclusion of his basketball-playing career.
- Father, John, was a walk-on basketball player at Marquette from 1989-91.
- Favorite movie is *Star Wars*.

#32 AT A GLANCE

2015-16 Career

Scored 5+ points	1	-
Scored 10+ points	-	-
Hit 3+ FGs	1	-
Recorded 3+ rebounds	2	-
Recorded 2+ blocks	1	-
Played 10+ minutes	1	-

#32 GAME HIGHS

2015-16 Career

6, Arkansas-PB		-
12-29-15	PTS	-
3, Arkansas-PB		-
12-29-15	FGM	-
4, Arkansas-PB		-
12-29-15	FGA	-
1, at Arizona		-
12-13-15	3PTM	-
1, Twice		-
	3PTA	-
-		-
-	FTM	-
-		-
-	FTA	-
3, Twice		-
	REB	-
-		-
-	ASST	-
2, Arkansas-PB		-
12-29-15	BLKS	-
1, Arkansas-PB		-
12-29-15	STLS	-

WOLF CAREER STATS

SEASON	G-GS	MIN	MPG	FG-A	FG%	3FG-A	3FG%	FT-A	FT%	REB / AVG.	AST / TO	BS / S	TP	AVG.
2015-16	7-0	25	3.6	4-8	.500	1-4	.250	0-0	.000	8 / 1.1	0 / 0	2 / 1	9	1.3
TOTAL	7-0	25	3.6	4-8	.500	1-4	.250	0-0	.000	8 / 1.1	0 / 0	2 / 1	9	1.3


CULLEN VANLEER

FR // G // 6-4 // 200

Pacific, Mo.

Pacific High School

LAST GAME (TEXAS A&M 2-27-16)

FG	FGA	3FG	3FGA	FT	FTA	REB	PTS
3	6	2	4	0	0	0	8

VANLEER 2015-16 GAME-BY-GAME

Opponent	Date	GS	Min	FG	FGA	Pct	3FG	FGA	Pct	FT	FTA	Pct	Off	Def	Tot	Avg	PF	FO	A	TO	Blk	Stl	Pts	Avg
WOFFORD	11-13-15	12	2-2	1.000	1-1	1.000	0-1	.000	1	0	1	1.0	0	0	1	1.0	0	0	2	0	0	0	5	5.0
UMES	11-15-15	9	1-3	.333	1-3	.333	0-0	.000	0	0	0	0.5	1	0	0	0	0	0	0	0	1	3	4.0	
at Xavier	11-17-15	22	5-9	.556	3-7	.429	0-0	.000	0	0	0	0.3	2	0	0	0	1	0	0	2	13	7.0		
vs Kansas State	11-23-15	17	2-5	.400	2-5	.400	0-0	.000	0	3	3	1.0	2	0	0	0	0	0	0	0	6	6.8		
vs Northwestern	11-24-15	15	1-5	.200	1-4	.250	0-0	.000	1	1	2	1.2	2	0	1	0	0	0	0	3	6.0			
ARKANSAS ST.	12-1-15	16	2-6	.333	2-4	.500	0-0	.000	1	2	3	1.5	3	0	1	1	0	0	0	6	6.0			
NORTHERN ILL.	12-4-15	14	1-4	.250	1-4	.250	0-0	.000	0	0	0	1.3	0	0	2	0	0	1	3	5.6				
OMAHA	12-9-15	19	1-4	.250	1-3	.333	0-0	.000	0	3	3	1.5	3	0	1	0	0	0	3	5.3				
at Arizona	12-13-15	11	0-3	.000	0-3	.000	0-0	.000	0	1	1	1.4	0	0	0	1	0	0	0	0	4.7			
NC STATE	12-19-15	24	4-7	.571	4-7	.571	0-0	.000	0	2	2	1.5	1	0	1	0	0	0	12	5.4				
vs Illinois	12-23-15	20	0-2	.000	0-2	.000	0-0	.000	0	2	2	1.5	3	0	1	0	0	0	0	4.9				
ARKANSAS-PB	12-29-15	22	2-3	.667	1-2	.500	0-0	.000	0	2	2	1.6	1	0	1	0	0	0	5	4.9				
SAVANNAH ST	1-2-16	17	1-2	.500	0-1	.000	0-0	.000	1	1	2	1.6	2	0	2	2	0	0	2	4.7				
at Georgia	1-6-16	8	1-4	.250	1-3	.333	0-0	.000	0	0	0	1.5	0	0	0	0	0	0	3	4.6				
AUBURN	1-9-16	16	0-5	.000	0-2	.000	2-2	1.000	1	2	3	1.6	0	0	0	0	0	0	2	4.4				
ARKANSAS	1-12-16	17	1-3	.333	1-3	.333	0-0	.000	0	0	0	1.5	2	0	1	0	0	1	3	4.3				
at S. Carolina	1-16-16	8	0-2	.000	0-2	.000	0-0	.000	0	0	0	1.4	1	0	0	0	1	0	0	4.1				
GEORGIA	1-20-16	14	1-5	.200	1-4	.250	0-0	.000	1	0	1	1.4	0	0	0	1	0	0	3	4.0				
at Texas A&M	1-23-16	18	0-3	.000	0-3	.000	0-0	.000	0	1	1	1.4	0	0	1	0	0	0	3.8					
at Kentucky	1-27-16	20	3-6	.500	1-3	.333	0-1	.000	0	1	1	1.4	3	0	1	1	0	0	7	4.0				
MISSISSIPPI ST	1-30-16	14	0-5	.000	0-4	.000	0-0	.000	0	0	0	1.3	0	0	2	0	0	0	0	3.8				
OLE MISS	2-3-16	16	3-7	.429	2-6	.333	2-2	1.000	0	1	1	1.3	2	0	0	1	0	2	10	4.0				
at Alabama	2-6-16	24	1-4	.250	1-4	.250	1-2	.500	0	0	0	1.2	2	0	0	0	0	0	4	4.0				
at Vanderbilt	2-10-16	17	1-4	.250	1-3	.333	0-0	.000	0	3	3	1.3	2	0	0	1	0	0	3	4.0				
TENNESSEE	2-13-16	16	1-4	.250	0-3	.000	0-0	.000	0	0	0	1.2	1	0	0	1	0	0	2	3.9				
S. CAROLINA	2-16-16	*	32	2-9	.222	0-7	.000	0-0	.000	1	2	3	1.3	0	0	1	1	0	1	4	3.9			
at Arkansas	2-20-16	*	31	2-4	.500	2-4	.500	0-0	.000	0	1	1	1.3	2	0	3	1	0	0	6	4.0			
at Ole Miss	2-23-16	*	3	0-1	.000	0-1	.000	0-0	.000	0	0	0	1.3	0	0	0	0	0	0	0	3.9			
TEXAS A&M	2-27-16	19	3-6	.500	2-4	.500	0-0	.000	0	0	0	1.2	0	0	1	1	0	2	8	4.0				
at LSU	3-1-16																							
FLORIDA	3-5-16																							

2015-16 (FRESHMAN):

- Seventh game of the season with 2+ three-pointers vs. Texas A&M (Feb. 27).
- Season-high 3 assists in second start at Arkansas (Feb. 20).
- First career start vs. South Carolina (Feb. 16), scoring 4 points.
- 10 points (3-of-7 FG, 2-of-6 3PT, 2-of-2 FT) vs. Ole Miss (Feb. 3), hitting multiple three-pointers for the 5th time this season.
- Multiple assists for the fourth time vs. Mississippi State (Jan. 30).
- First career block at No. 19 South Carolina (Jan. 16).
- Season-high four three-pointers on 4-of-7 3PT shooting in the game vs. NC State (Dec. 19), scoring 12 points.
- Season-best 13 points (5-of-9 FG, 3-of-7 3PT) at Xavier (Nov. 17), leading the Tigers in scoring for the first time.
- Hit on his two field goal attempts in his collegiate debut vs. Wofford (Nov. 13), including his first career 3-pointer.

PACIFIC HIGH SCHOOL:

- Averaged 23.5 points and 7.3 rebounds per game for Pacific High School as a senior.
- Became the all-time leading scorer in Pacific history, snapping a record that stood since 1954.
- Reached 1,000 career points in just 58 games

- Named Missouri Class 4 Co-Player of the Year.
- Was a MBCA Class 4 All-State selection.
- Added academic all-conference honors as a senior.
- Also competed in golf in high school, receiving first team all-conference recognition.

PERSONAL:

- Son of John and Lori VanLeer.
- Born on May 25, 1996, in Beaufort, Mo.
- Both parents attended Missouri State and work as educators, with mother, Lori, working as a superintendent and father, John, working as a physical education teacher and coach.
- Has been a fan of Mizzou Basketball since childhood.
- Showed cattle as a youngster.
- Has a younger brother named Cameron.
- Favorite sports movie is *Glory Road*.
- Would like to follow in his parents' footsteps and become a teacher or coach, or work in the physical therapy field.

#33 AT A GLANCE
2015-16 Career

Scored 5+ points	10	-
Scored 10+ points	3	-
Hit 3+ FGs	4	-
Hit 2+ 3PT FGs	7	-
Multiple assists	5	-
Multiple steals	3	-
Played 15+ minutes	20	-
Played 20+ minutes	8	-

#33 GAME HIGHS
2015-16 Career

13, at Xavier	PTS	-
5, at Xavier	FGM	-
9, Twice	FGA	-
4, NC State	3PTM	-
7, 3 times	3PTA	-
2, Twice	FTM	-
2, Twice	FTA	-
3, 4 times	REB	-
3, at Arkansas	ASST	-
2-20-16	BLKS	-
1, at S. Carolina	STLS	-
2, Twice		-

VANLEER CAREER STATS

SEASON	G-GS	MIN	MPG	FG-A	FG%	3FG-A	3FG%	FT-A	FT%	REB / AVG.	AST / TO	BS / S	TP	AVG.
2015-16	29-3	491	16.9	41-127	.323	29-102	.284	5-8	.625	35 / 1.2	22 / 13	1 / 10	116	4.0
TOTAL	29-3	491	16.9	41-127	.323	29-102	.284	5-8	.625	35 / 1.2	22 / 13	1 / 10	116	4.0



RYAN ROSBURG

SR // F // 6-10 // 260

Chesterfield, Mo.

Marquette High School

LAST GAME (TEXAS A&M 2-27-16)

FG	FGA	3FG	FGA	FT	FTA	REB	PTS
5	6	0	0	5	6	5	15

ROSBURG 2015-16 GAME-BY-GAME

Opponent	Date	GS	Min	FG	FGA	Pct	3FG	FGA	Pct	FT	FTA	Pct	Off	Def	Tot	Avg	PF	FO	A	TO	Blk	Stl	Pts	Avg
WOFFORD	11-13-15	20	1-2	.500	0-0	.000	4-6	.667	0	3	3	3.0	3	0	0	0	0	0	0	0	1	6	6.0	
UMES	11-15-15	10	0-0	.000	0-0	.000	0-0	.000	0	3	3	3.0	1	0	0	0	1	0	0	1	0	0	3.0	
at Xavier	11-17-15	9	0-0	.000	0-0	.000	1-2	.500	1	0	1	2.3	1	0	0	1	1	0	1	1	0	1	2.3	
vs Kansas State	11-23-15	7	0-0	.000	0-0	.000	0-2	.000	1	0	1	2.0	3	0	1	0	0	0	0	0	0	0	1.8	
vs Northwestern	11-24-15	*	28	4-9	.444	0-0	.000	0-3	.000	3	6	9	3.4	3	0	0	1	0	0	0	0	8	3.0	
ARKANSAS ST.	12-1-15	*	29	5-9	.556	0-0	.000	0-0	.000	0	2	2	3.2	3	0	0	1	0	0	0	0	10	4.2	
NORTHERN ILL.	12-4-15	*	21	2-2	1.000	0-0	.000	0-0	.000	3	4	7	3.7	4	0	1	1	2	0	4	4	4.1		
OMAHA	12-9-15	*	19	2-4	.500	0-0	.000	0-0	.000	1	2	3	3.6	4	0	1	2	0	0	4	4.1			
at Arizona	12-13-15	*	14	1-2	.500	0-0	.000	0-0	.000	1	3	4	3.7	3	0	0	1	1	0	2	3.9			
NC STATE	12-19-15	*	15	1-2	.500	0-0	.000	0-1	.000	2	4	6	3.9	4	0	1	1	0	0	2	3.7			
vs Illinois	12-23-15	*	15	1-3	.333	0-0	.000	0-0	.000	0	3	3	3.8	1	0	1	1	0	1	2	3.5			
ARKANSAS-PB	12-29-15	11	1-2	.500	0-0	.000	1-1	1.000	0	0	0	3.5	2	0	0	0	0	1	3	3.5				
SAVANNAH ST	1-2-16	15	2-3	.667	0-0	.000	1-3	.333	1	4	5	3.6	1	0	0	0	0	0	5	3.6				
at Georgia	1-6-16	14	1-2	.500	0-0	.000	2-3	.667	1	4	5	3.7	2	0	0	1	0	1	4	3.6				
AUBURN	1-9-16	21	2-2	1.000	0-0	.000	0-0	.000	0	2	2	3.6	4	0	0	2	0	1	4	3.7				
ARKANSAS	1-12-16	10	2-2	1.000	0-0	.000	0-0	.000	1	1	2	3.5	1	0	0	1	0	0	4	3.7				
at S. Carolina	1-16-16	14	6-6	1.000	0-0	.000	0-0	.000	0	0	0	3.3	5	1	0	1	0	0	12	4.2				
GEORGIA	1-20-16	*	25	3-4	.750	0-0	.000	0-1	.000	0	5	5	3.4	1	0	0	1	1	0	6	4.3			
at Texas A&M	1-23-16	*	18	5-6	.833	0-0	.000	0-0	.000	1	3	4	3.4	5	1	0	1	1	0	10	4.6			
at Kentucky	1-27-16	*	11	1-3	.333	0-0	.000	0-1	.000	0	1	1	3.3	1	0	0	0	0	0	2	4.5			
MISSISSIPPI ST	1-30-16	*	9	1-2	.500	0-0	.000	4-4	1.000	0	1	1	3.2	0	0	0	0	1	0	6	4.5			
OLE MISS	2-3-16	*	33	1-2	.500	0-0	.000	0-3	.000	2	1	3	3.2	4	0	2	0	1	0	2	4.4			
at Alabama	2-6-16	*	23	7-12	.583	0-0	.000	3-3	1.000	5	2	7	3.3	4	0	0	1	0	1	17	5.0			
at Vanderbilt	2-10-16	*	29	9-18	.500	0-0	.000	6-11	.545	4	7	11	3.7	4	0	1	0	0	1	24	5.8			
TENNESSEE	2-13-16	*	35	8-9	.889	0-0	.000	5-7	.714	0	5	5	3.7	3	0	1	2	2	1	21	6.4			
S. CAROLINA	2-16-16	*	31	5-8	.625	0-0	.000	8-17	.471	2	3	5	3.8	2	0	1	0	1	1	18	6.8			
at Arkansas	2-20-16	*	17	5-7	.714	0-0	.000	1-2	.500	0	2	2	3.7	5	1	0	1	2	1	11	7.0			
at Ole Miss	2-23-16	*	23	1-3	.333	0-0	.000	3-4	.750	0	5	5	3.8	4	0	0	2	0	0	5	6.9			
TEXAS A&M	2-27-16	*	31	5-6	.833	0-0	.000	5-6	.833	0	5	5	3.8	2	0	1	1	0	0	15	7.2			
at LSU	3-1-16																							
FLORIDA	3-5-16																							

2015-16 (SENIOR):

- Has averaged 15.9 points per game over Mizzou's last seven games.
- 15 points (5-of-6 FG, 5-of-6 FT) vs. Texas A&M (Feb. 27), with 5 rebounds.
- Second-straight game with 20+ points with 21 vs. Tennessee (Feb. 13), shooting an efficient 8-of-9 from the field.
- Back-to-back games resetting his career-high in scoring with 24 points and 11 rebounds at Vanderbilt (Feb. 10) for his first career double-double.
- Set new career-high marks in FGM (9), FGA (18), FTM (6) and FTA (11) in the game at Vanderbilt (Feb. 10).
- Then-career game at Alabama (Feb. 6), scoring 17 points on 7-of-12 shooting from the field, also grabbing 7 rebounds and recording 1 steal.
- 10 points on 5-of-6 FG shooting at No. 10 Texas A&M (Jan. 23).
- Career-high 6 FGM in a perfect shooting game at No. 19 South Carolina (Jan. 16) for his fourth career game in double-figure scoring.

2014-15 (JUNIOR):

- Appeared in 30 or more games for the third consecutive season, earning 17 starts for Mizzou as a junior.

2013-14 (SOPHOMORE):

- Played in all 35 games as a sophomore, making 32 starts.
- Shot an incredibly efficient 71.6 percent from the floor.

2012-13 (FRESHMAN):

- Played in 31 games (6.9 MPG) as a reserve for Alex Oriakhi.

MARQUETTE HIGH SCHOOL:

- One of Missouri's top players his final two seasons of high school and twice earned all-state honors.
- Finished with 1,862 career points, second all-time in school history and is the school's career leaders in rebounding and blocked shots.

PERSONAL:

- Son of Cindy and Paul Rosburg.
- Born Nov. 12, 1993, in Chesterfield, Mo.
- Has one brother, Andy, who played at Mizzou in 2011-12.

#44 AT A GLANCE

2015-16 Career

Scored 5+ points	14	37
Scored 10+ points	9	11
Scored 20+ points	2	2
Grabbed 5+ rebounds	11	30
Grabbed 10+ rebounds	1	3
Recorded 2+ blocks	3	11
Played 20+ minutes	12	47
Played 30+ minutes	4	11

#44 GAME HIGHS

2015-16 Career

24, at Vanderbilt	24, at Vanderbilt
2-10-16	PTS
9, at Vanderbilt	9, at Vanderbilt
2-10-16	FGM
18, at Vanderbilt	18, at Vanderbilt
2-10-16	FGA
-	-
-	3PTM
-	-
-	3PTA
-	-
6, at Vanderbilt	6, at Vanderbilt
2-10-16	FTM
11, at Vanderbilt	11, at Vanderbilt
2-10-16	FTA
11, at Vanderbilt	12, at Georgia
2-10-16	REB
2, Ole Miss	2, 5 times
2-3-16	ASST
2, 3 times	2, 11 times
	BLKS
1, 9 times	2, 3 times
	STLS

ROSBURG CAREER STATS

SEASON	G-GS	MIN	MPG	FG-A	FG%	3FG-A	3FG%	FT-A	FT%	REB / AVG.	AST / TO	BS / S	TP	AVG.
2012-13	31-0	213	6.9	11-27	.407	0-0	.000	8-14	.571	41 / 1.3	7 / 6	6 / 1	30	1.0
2013-14	35-32	778	22.2	68-95	.716	0-0	.000	33-58	.569	145 / 4.1	10 / 41	22 / 7	169	4.8
2014-15	30-17	501	16.7	42-84	.500	0-0	.000	15-45	.333	78 / 2.6	8 / 19	18 / 6	99	3.3
2015-16	29-19	557	19.2	82-130	.631	0-0	.000	44-80	.550	110 / 3.8	11 / 23	14 / 10	208	7.2
TOTAL	125-68	2049	16.4	203-336	.604	0-0	.000	100-197	.508	374 / 3.0	36 / 89	60 / 24	506	4.0

NCAA APPEARANCES: '44, '76, '78, '80, '81, '82, '83, '86, '87, '88, '89, '90, '92, '93, '95, '99, '00, '01, '02, '03, '09, '10, '11, '12, '13

2015-16 MIZZOU OVERALL STATISTICS

Record	Overall	Home	Away	Neutral
ALL GAMES	10-19	10-6	0-10	0-3
CONFERENCE	3-13	3-5	0-8	0-0
NON-CONFERENCE	7-6	7-1	0-2	0-3

##	Player	GP	GS	Min	TOTAL			3-PTS			REBOUNDS															
					Avg	FG	FGA	Pct	3FG	FGA	Pct	FT	FTA	Pct	Off	Def	Tot	Avg	PF	FO	A	TO	Blk	Stl	Pts	Avg
24	PURYEAR, Kevin	29	29	713	24.6	112	243	.461	10	36	.278	97	117	.829	38	97	135	4.7	50	1	12	45	3	12	331	11.4
15	CLARK, Wes	25	25	662	26.5	80	216	.370	30	80	.375	55	66	.833	14	61	75	3.0	63	1	74	54	4	23	245	9.8
12	WRIGHT, Namon	29	23	756	26.1	76	221	.344	36	116	.310	85	109	.780	21	124	145	5.0	59	0	39	50	7	11	273	9.4
01	PHILLIPS, Terrence	29	29	746	25.7	73	190	.384	26	81	.321	48	65	.738	20	98	118	4.1	100	5	96	66	3	40	220	7.6
44	ROSBURG, Ryan	29	19	557	19.2	82	130	.631	0	0	.000	44	80	.550	29	81	110	3.8	80	3	11	23	14	10	208	7.2
04	ISABELL, Tramaine	26	1	436	16.8	57	148	.385	13	48	.271	41	55	.745	7	38	45	1.7	29	1	35	38	1	21	168	6.5
10	WALTON, K.J.	29	6	389	13.4	44	103	.427	6	23	.261	53	76	.697	24	29	53	1.8	33	0	26	22	2	14	147	5.1
23	GANT, Jakeenan	28	4	438	15.6	55	125	.440	6	22	.273	24	34	.706	36	69	105	3.8	57	2	7	18	28	11	140	5.0
33	VANLEER, Cullen	29	3	491	16.9	41	127	.323	29	102	.284	5	8	.625	7	28	35	1.2	35	0	22	13	1	10	116	4.0
25	WOODS, Russell	27	6	370	13.7	31	59	.525	0	0	.000	14	36	.389	26	48	74	2.7	66	0	9	13	7	4	76	2.8
05	ALLEN, D'Angelo	22	0	177	8.0	20	38	.526	1	4	.250	3	13	.231	13	28	41	1.9	18	0	8	9	6	5	44	2.0
32	WOLF, Adam	7	0	25	3.6	4	8	.500	1	4	.250	0	0	.000	1	7	8	1.1	3	0	0	0	2	1	9	1.3
11	BARTON, Jimmy	11	0	40	3.6	2	10	.200	2	8	.250	0	0	.000	0	3	3	0.3	4	0	4	4	0	2	6	0.5
TM	TEAM.....														40	50	90	3.1	1			4			0	
	Total.....	29				677	1618	.418	160	524	.305	469	659	.712	276	761	1037	35.8	598	13	343	359	78	164	1983	68.4
	Opponents.....	29				707	1682	.420	221	654	.338	465	673	.691	331	755	1086	37.4	566	-	395	327	126	163	2100	72.4

2015-16 Statistical Summaries

Team Statistics	MU	OPP
SCORING	1983	2100
Points per game	68.4	72.4
Scoring margin	-4.0	-
FIELD GOALS-ATT	677-1618	707-1682
Field goal pct	.418	.420
3 POINT FG-ATT	160-524	221-654
3-point FG pct	.305	.338
3-pt FG made per game	5.5	7.6
FREE THROWS-ATT	469-659	465-673
Free throw pct	.712	.691
F-Throws made per game	16.2	16.0
REBOUNDS	1037	1086
Rebounds per game	35.8	37.4
Rebounding margin	-1.7	-
ASSISTS	343	395
Assists per game	11.8	13.6
TURNOVERS	359	327
Turnovers per game	12.4	11.3
Turnover margin	-1.1	-
Assist/turnover ratio	1.0	1.2
STEALS	164	163
Steals per game	5.7	5.6
BLOCKS	78	126
Blocks per game	2.7	4.3
ATTENDANCE	100001	171860
Home games-Avg/Game	16-6250	10-13062
Neutral site-Avg/Game	-	3-13748

SCORE BY PERIODS:	1st	2nd	OT	Total
Mizzou	903	1080	-	1983
Opponents	1000	1100	-	2100

2015-16 Game-By-Game Scores

Date	Opponent	W/L	Score	Att.
11-13-15	WOFFORD	W	83-74	5037
11-15-15	UMES	W	73-55	5082
11-17-15	at Xavier	L	66-78	9751
11-23-15	vs Kansas State	L	42-66	13598
11-24-15	vs Northwestern	L	62-67	13189
12-1-15	ARKANSAS STATE	W	88-78	5104
12-4-15	NORTHERN ILLINOIS	W	78-71	6214
12-9-15	OMAHA	W	85-78	5022
12-13-15	at Arizona	L	52-88	14644
12-19-15	NC STATE	L	59-73	8087
12-23-15	vs Illinois	L	63-68	14456
12-29-15	ARKANSAS-PB	W	78-25	6154
1-2-16	SAVANNAH STATE	W	81-50	6037
*1-6-16	at Georgia	L	59-77	5422
*1-9-16	AUBURN	W	76-61	6533
*1-12-16	ARKANSAS	L	61-94	6627
*1-16-16	at South Carolina	L	72-81	15389
*1-20-16	GEORGIA	L	57-60	5453
*1-23-16	at Texas A&M	L	53-66	12198
*1-27-16	at Kentucky	L	54-88	23933
*1-30-16	MISSISSIPPI STATE	L	62-76	7175
*2-3-16	OLE MISS	L	73-76	4734
*2-6-16	at Alabama	L	71-80	15383
*2-10-16	at Vanderbilt	L	71-86	10006
*2-13-16	TENNESSEE	W	75-64	10536
*2-16-16	SOUTH CAROLINA	W	72-67	5017
*2-20-16	at Arkansas	L	72-84	16617
*2-23-16	at Ole Miss	L	76-85	7274
*2-27-16	TEXAS A&M	L	69-84	7189

2015-16 MIZZOU CONFERENCE STATISTICS

Record	Overall	Home	Away	Neutral
CONFERENCE	3-13	3-5	0-8	0-0

#	Player	GP	GS	Min	TOTAL			3-PTS			REBOUNDS															
					Avg	FG	FGA	Pct	3FG	FGA	Pct	FT	FTA	Pct	Off	Def	Tot	Avg	PF	FO	A	TO	Blk	Stl	Pts	Avg
24	PURYEAR, Kevin	16	16	398	24.9	57	134	.425	7	22	.318	56	65	.862	21	55	76	4.8	32	1	6	25	1	7	177	11.1
12	WRIGHT, Namon	16	13	433	27.1	47	133	.353	23	71	.324	48	60	.800	13	67	80	5.0	34	0	23	33	3	3	165	10.3
44	ROSBURG, Ryan	16	12	344	21.5	62	92	.674	0	0	.000	37	62	.597	16	47	63	3.9	47	3	6	14	9	7	161	10.1
15	CLARK, Wes	12	12	324	27.0	36	104	.346	14	40	.350	28	32	.875	7	32	39	3.3	29	0	32	29	0	12	114	9.5
04	ISABELL, Tramaine	13	1	254	19.5	35	90	.389	6	32	.188	31	41	.756	2	20	22	1.7	17	1	20	17	1	10	107	8.2
01	PHILLIPS, Terrence	16	16	419	26.2	35	109	.321	13	47	.277	31	42	.738	16	60	76	4.8	59	3	54	36	1	24	114	7.1
23	GANT, Jakeenan	15	0	243	16.2	31	68	.456	6	15	.400	4	9	.444	19	38	57	3.8	32	1	3	11	11	6	72	4.8
10	WALTON, K.J.	16	3	212	13.3	20	49	.408	3	15	.200	21	30	.700	16	17	33	2.1	16	0	14	9	0	7	64	4.0
33	VANLEER, Cullen	16	3	273	17.1	19	72	.264	12	56	.214	5	7	.714	3	11	14	0.9	15	0	10	8	1	6	55	3.4
05	ALLEN, D'Angelo	12	0	94	7.8	13	26	.500	1	3	.333	1	5	.200	6	17	23	1.9	10	0	7	4	5	1	28	2.3
11	BARTON, Jimmy	6	0	26	4.3	2	4	.500	2	4	.500	0	0	.000	0	3	3	0.5	2	0	3	3	0	1	6	1.0
25	WOODS, Russell	14	4	164	11.7	3	18	.167	0	0	.000	4	12	.333	10	14	24	1.7	29	0	2	6	2	1	10	0.7
32	WOLF, Adam	4	0	16	4.0	0	2	.000	0	2	.000	0	0	.000	0	3	3	0.8	3	0	0	0	0	0	0	0.0
TM	TEAM.....														28	25	53	3.3	1			3			0	
	Total.....	16				360	901	.400	87	307	.283	266	365	.729	157	409	566	35.4	326	9	180	198	34	85	1073	67.1
	Opponents.....	16				426	956	.446	130	382	.340	247	361	.684	187	438	625	39.1	301	-	241	170	90	86	1229	76.8

2015-16 Conference Statistical Summaries

Team Statistics	MU	OPP
SCORING	1073	1229
Points per game	67.1	76.8
Scoring margin	-9.7	-
FIELD GOALS-ATT	360-901	426-956
Field goal pct	.400	.446
3 POINT FG-ATT	87-307	130-382
3-point FG pct	.283	.340
3-pt FG made per game	5.4	8.1
FREE THROWS-ATT	266-365	247-361
Free throw pct	.729	.684
F-Throws made per game	16.6	15.4
REBOUNDS	566	625
Rebounds per game	35.4	39.1
Rebounding margin	-3.7	-
ASSISTS	180	241
Assists per game	11.3	15.1
TURNOVERS	198	170
Turnovers per game	12.4	10.6
Turnover margin	-1.7	-
Assist/turnover ratio	0.9	1.4
STEALS	85	86
Steals per game	5.3	5.4
BLOCKS	34	90
Blocks per game	2.1	5.6
ATTENDANCE	53264	106222
Home games-Avg/Game	8-6658	8-13278
Neutral site-Avg/Game	-	0-0

SCORE BY PERIODS:	1st	2nd	OT	Total
Mizzou	486	587	-	1073
Opponents	599	630	-	1229

2015-16 Conference Game-By-Game Scores

Date	Opponent	W/L	Score	Att.
*1-6-16	at Georgia	L	59-77	5422
*1-9-16	AUBURN	W	76-61	6533
*1-12-16	ARKANSAS	L	61-94	6627
*1-16-16	at South Carolina	L	72-81	15389
*1-20-16	GEORGIA	L	57-60	5453
*1-23-16	at Texas A&M	L	53-66	12198
*1-27-16	at Kentucky	L	54-88	23933
*1-30-16	MISSISSIPPI STATE	L	62-76	7175
*2-3-16	OLE MISS	L	73-76	4734
*2-6-16	at Alabama	L	71-80	15383
*2-10-16	at Vanderbilt	L	71-86	10006
*2-13-16	TENNESSEE	W	75-64	10536
*2-16-16	SOUTH CAROLINA	W	72-67	5017
*2-20-16	at Arkansas	L	72-84	16617
*2-23-16	at Ole Miss	L	76-85	7274
*2-27-16	TEXAS A&M	L	69-84	7189

LAST TIME...

INDIVIDUAL: THE LAST TIME MIZZOU HAD A...

Player score 25 points _____ Wes Clark (26) at South Carolina; Jan. 16, 2016

Player score 30 points _____ Jabari Brown (30) vs. Davidson; March 18, 2014

Player score 35 points _____ Thomas Gardner (40) vs. Kansas; Jan. 16, 2006

Player score 40 points _____ Thomas Gardner (40) vs. Kansas; Jan. 16, 2006

Player grab 15 rebounds _____ Jonathan Williams III (15) vs. Texas A&M; March 14, 2014

Player grab 20 rebounds _____ Curtis Berry (20) vs. Kansas; Jan. 9, 1980

Player record a double-double _____ Namon Wright (12 p, 12 r) at Arkansas; Feb. 20, 2016

Two players record a double-double _____ Laurence Bowers (23 p, 10 r)
_____ Alex Oriakhi (18 p, 10 r) vs. LSU; March 2, 2013

Player record a triple-double _____ Never

Player score 20+ points in back-to-back games _____ Ryan Rosburg
(24) at Vanderbilt, Feb. 10, 2016; (21) vs. Tennessee, Feb. 13, 2016

Player dish out 10 assists _____ Keith Shamburger (11) at Alabama; Feb. 4, 2015

Player block 10 shots _____ Never

A player collect five steals _____ Terrence Phillips (5) vs. Ole Miss; Feb. 3, 2016

A player hit five three-point baskets _____ Keith Shamburger (5) at Auburn; Jan. 10, 2015

A player make 10 free throws _____ Kevin Puryear (10-11) at Arkansas; Feb. 20, 2016

Two players score 20 points in a game _____ Jabari Brown (26)
_____ Earnest Ross (24) vs. Texas A&M; March 14, 2014

Three players score 20 points in a game _____ Earnest Ross (24)
_____ Jordan Clarkson (23)
_____ Jabari Brown (20) at Ole Miss; Feb. 8, 2014

Two players grab 10 rebounds in a game _____ Jakeenan Gant (11)
_____ Russell Woods (10) vs. Arkansas-Pine Bluff; Dec. 29, 2015

Three players grab 10 rebounds in a game _____ Negus Webster-Chan (11)
_____ Earnest Ross (10)
_____ Alex Oriakhi (10) vs. Alcorn State; Nov. 13, 2012

Five players score in double figures _____ Ryan Rosburg (18)
_____ Terrence Phillips (15)
_____ Namon Wright (11)
_____ Tramaine Isabell (10)
_____ K.J. Walton (10) vs. South Carolina, Feb. 16, 2016

Six players score in double figures _____ Matt Pressey (14)
_____ Phil Pressey (12)
_____ Ricardo Ratiliffe (12)
_____ Michael Dixon Jr. (12)
_____ Kim English (10)
_____ Steve Moore (10) at Iowa State; Jan. 11, 2012

Seven players score in double figures _____ Kim English (20)
_____ Justin Stafford (16)
_____ Laurence Bowers (16)
_____ Marcus Denmon (12)
_____ Matt Pressey (10)
_____ Michael Dixon Jr. (10)
_____ Ricky Kreklow (10) vs. North Alabama; Jan. 5, 2011

TEAM: THE LAST TIME MIZZOU...

Scored 100 points or more _____ Dec. 17, 2012; Mizzou 102, South Carolina State 51

Scored less than 50 points _____ Nov. 23, 2015; Kansas State 66, Mizzou 42

Scored less than 50 points and won _____ Nov. 14, 1997; Mizzou 45, Depaul 42

Allowed 100 points or more _____ Feb. 7, 2011; Kansas 103, Mizzou 86

Held an opponent to less than 40 points _____ Dec. 29, 2015; Mizzou 78, Arkansas-Pine Bluff 25

Held an opponent to less than 50 points _____ Dec. 29, 2015; Mizzou 78, Arkansas-Pine Bluff 25

Had 50 rebounds _____ Dec. 29, 2015, vs. Arkansas-Pine Bluff (56)

Had 30 assists _____ Dec. 18, 2010, vs. Central Arkansas (33)

Had 10 steals _____ Feb. 3, 2016, vs. Ole Miss (12)

Held opponent to less than 25 percent shooting _____ Dec. 29, 2015, Arkansas-Pine Bluff (15.4)

Shot better than 70 percent from the field _____ Dec. 6, 1989, vs. Hawaii Loa (.752)

Shot under 30 percent from the field _____ Dec. 7, 2004, vs. Arkansas (.298)

Shot better than 90 percent from the free throw line _____
_____ March 8, 2014 at Tennessee (13-for-14, .921)

Attempted 40 free throws _____ March 14, 2014, vs. Texas A&M (53)

Made 10 3-pointers _____ Feb. 23, 2016, at Ole Miss (12-for-23)

Won an overtime game _____ Jan. 8, 2015 vs. LSU; Mizzou 74, LSU 67 (OT)

Lost an overtime game _____ Dec. 30, 2014 vs. Oklahoma State; OSU 74, Mizzou 72 (OT)

Played a double-OT game _____ March 14, 2014; Mizzou 91, Texas A&M 83

Played a triple-overtime game _____ Jan. 13, 2001; Mizzou 112, Iowa State 109 (4OT)

Defeated an AP Top 25 team _____ Dec. 15, 2013; Mizzou 80, No. 18 UCLA 71

Defeated a USA Today Top 25 team _____ Feb. 16, 2016; Mizzou 72, No. 23 South Carolina 67

Had a 30-point win _____ Jan. 2, 2016; Mizzou 81, Savannah State 50

Had a 40-point win _____ Dec. 29, 2015; Mizzou 78, Arkansas-Pine Bluff 25

Had a 50-point win _____ Dec. 29, 2015; Mizzou 78, Arkansas-Pine Bluff 25

Won back-to-back road games _____ Dec. 28, 2013 at North Carolina State (68-64)
_____ Jan. 11, 2014 at Auburn (70-68)

Won by double digits over an SEC team _____ Feb. 13, 2016 vs. Tennessee (75-64)

MORE NOTES...

MIZZOU STARTERS

Opponent	G	G	G	F	F	Record **
Nov. 13 Wofford	Phillips	Walton	Clark	Gant	Puryear	1-0
Nov. 15 UMES	Phillips	Wright	Clark	Gant	Puryear	1-0
Nov. 17 at Xavier	Phillips	Wright	Clark	Gant	Puryear	1-1
Nov. 23 vs. Kansas State	Phillips	Wright	Clark	Gant	Puryear	1-2
Nov. 24 vs. Northwestern	Phillips	Wright	Clark	Rosburg	Puryear	0-1
Dec. 1 Arkansas State	Phillips	Wright	Clark	Rosburg	Puryear	1-1
Dec. 4 Northern Illinois	Phillips	Wright	Clark	Rosburg	Puryear	2-1
Dec. 9 Omaha	Phillips	Wright	Clark	Rosburg	Puryear	3-1
Dec. 13 at Arizona	Phillips	Wright	Clark	Rosburg	Puryear	3-2
Dec. 19 NC State	Phillips	Wright	Clark	Rosburg	Puryear	3-3
Dec. 23 vs. Illinois	Phillips	Wright	Clark	Rosburg	Puryear	3-4
Dec. 29 Arkansas-Pine Bluff	Phillips	Walton	Clark	Woods	Puryear	1-0
Jan. 2 Savannah State	Phillips	Walton	Clark	Woods	Puryear	2-0
Jan. 6 at Georgia	Phillips	Walton	Clark	Woods	Puryear	2-1
Jan. 9 Auburn	Phillips	Walton	Clark	Woods	Puryear	3-1
Jan. 12 Arkansas	Phillips	Walton	Clark	Woods	Puryear	3-2
Jan. 16 at South Carolina	Phillips	Wright	Clark	Woods	Puryear	0-1
Jan. 20 Georgia	Phillips	Wright	Clark	Rosburg	Puryear	0-1
Jan. 23 at Texas A&M	Phillips	Wright	Clark	Rosburg	Puryear	0-2
Jan. 27 at Kentucky	Phillips	Wright	Clark	Rosburg	Puryear	0-3
Jan. 30 Mississippi State	Phillips	Wright	Clark	Rosburg	Puryear	0-4
Feb. 3 Ole Miss	Phillips	Wright	Clark	Rosburg	Puryear	0-5
Feb. 6 at Alabama	Phillips	Wright	Clark	Rosburg	Puryear	0-6
Feb. 10 at Vanderbilt	Phillips	Wright	Clark	Rosburg	Puryear	0-7
Feb. 13 Tennessee	Phillips	Wright	Clark	Rosburg	Puryear	1-7
Feb. 16 South Carolina	Phillips	Wright	VanLeer	Rosburg	Puryear	1-0
Feb. 20 at Arkansas	Phillips	Wright	VanLeer	Rosburg	Puryear	1-1
Feb. 23 at Ole Miss	Phillips	Wright	VanLeer	Rosburg	Puryear	1-2
Feb. 27 Texas A&M	Phillips	Wright	Isabell	Rosburg	Puryear	0-1

MIZZOU WHEN...

Playing at home	10-6
Playing on the road	0-10
Playing on a neutral court	0-3
SEC games	3-13
SEC at home	3-5
SEC on the road	0-8
Following a win	5-5
Following a loss	4-14
Leading at half	10-0
Trailing at half	0-18
Tied at half	0-1
Shoots at least 50%	4-0
Shoots less than 50%	6-19
Opponent shoots 50%	0-5
Shoots more FT than Opp.	7-7
Shoots fewer FT than Opp.	2-12
Shoots same FT as Opp.	1-0
Makes more FT than Opp.	8-7
Makes fewer FT than Opp.	1-12
Makes same FT as Opp.	1-0
Scores 90-110	0-0
Scores 80-89	4-0
Scores 70-79	6-6
Scores 69 or fewer	0-13
Leads in rebounding	9-2
Trails in rebounding	1-16
Tied in rebounding	0-1
More turnovers than Opp.	6-10
Fewer turnovers than Opp.	4-9
Same turnovers as Opp.	0-0
In November	2-3
In December	4-3
In January	2-7
In February	2-6
In March	0-0
Margin between 1-5	1-4
Margin between 6-10	4-3
Margin between 11-20	3-8
Margin 20+	2-4
Overtime Games	0-0
On Sunday	1-1
On Monday	0-1
On Tuesday	3-4
On Wednesday	1-6
On Thursday	0-0
On Friday	2-0
On Saturday	3-7
Wearing White	9-6
Wearing Black	0-5
Wearing Gold	1-4
Wearing Anthracite	0-4

POINTS-REBOUNDS-ASSISTS

	01	04	05	10	11	12	15	23	24	25	32	33	44
Opponent	PHILLIPS	ISABELL	ALLEN	WALTON	BARTON	WRIGHT	CLARK	GANT	PURYEAR	WOODS	WOLF	VANLEER	ROSBURG
WOFFORD // 11-13-15 // 83-74 // W	7-3-3	4-3-2	DNP	6-1-2	DNP	18-7-0	4-3-2	4-4-1	20-5-0	9-3-0	DNP	5-1-2	6-3-0
UMES // 11-15-15 // 73-55 // W	13-3-2	4-4-1	2-4-0	11-0-3	0-0-0	7-5-1	15-1-3	4-1-0	13-5-1	1-1-1	DNP	3-0-0	0-3-0
at Xavier // 11/17/15 // 66-78 // L	3-1-0	11-1-1	0-3-0	8-3-1	DNP	6-4-2	11-3-3	1-2-1	12-5-0	0-3-0	DNP	13-0-0	1-1-0
vs Kansas State // 11/23/15 // 42-66 // L	6-6-2	4-1-0	0-3-0	3-3-1	0-0-0	5-4-0	5-2-6	0-1-0	9-3-0	4-1-0	DNP	6-3-0	0-1-1
vs Northwestern // 11/24/15 // 62-67 // L	16-6-4	2-1-0	2-0-1	0-0-1	DNP	8-2-3	5-4-4	4-1-0	14-4-1	0-1-0	DNP	3-2-1	8-9-0
ARKANSAS ST. // 12-1-15 // 88-78 // W	8-4-7	11-0-2	1-2-0	10-5-0	DNP	14-6-0	8-4-3	2-1-0	10-7-1	8-4-0	DNP	6-3-1	10-2-0
NORTHERN ILL. // 12-4-15 // 78-71 // W	13-1-6	3-2-1	0-0-0	2-0-0	DNP	10-5-3	6-7-4	11-6-0	17-1-0	9-4-1	DNP	3-0-2	4-7-1
OMAHA // 12-9-15 // 85-78 // W	14-2-1	2-2-1	DNP	10-2-0	DNP	9-7-4	8-2-4	11-5-0	18-8-1	6-2-0	DNP	3-3-1	4-3-1
at Arizona // 12/13/15 // 52-88 // L	7-2-3	0-2-1	0-0-0	6-0-1	0-0-0	9-5-0	8-0-0	8-3-0	4-5-1	5-4-0	3-0-0	0-1-0	2-4-0
NC STATE // 12-19-15 // 59-73 // L	7-1-1	10-3-2	3-1-0	4-0-3	DNP	2-3-0	7-2-3	4-2-0	4-2-0	4-4-2	DNP	12-2-1	2-6-1
vs Illinois // 12-23-15 // 63-68 // L	5-5-2	0-1-0	DNP	6-4-0	DNP	2-4-0	21-3-4	8-6-0	12-2-0	7-10-1	DNP	0-2-1	2-3-1
ARKANSAS-PB // 12-29-15 // 78-25 // W	0-4-5	5-1-3	8-4-0	7-2-0	0-0-1	7-5-3	11-2-3	7-11-2	13-8-0	6-10-1	6-3-0	5-2-1	3-0-0
SAVANNAH STATE // 1-2-16 // 81-50 // W	7-4-6	5-2-1	0-1-0	10-0-0	0-0-0	11-8-0	22-3-3	4-5-0	8-4-1	7-3-1	0-2-0	2-2-2	5-5-0
at Georgia // 1-6-16 // 59-77 // L	2-2-5	2-2-1	2-1-0	0-2-0	DNP	9-3-2	13-1-1	5-6-0	19-3-0	0-1-0	DNP	3-0-0	4-5-0
AUBURN // 1-9-16 // 76-61 // W	2-4-4	12-4-1	7-4-0	10-2-1	DNP	10-4-2	7-2-1	5-3-0	14-11-1	3-0-0	DNP	2-3-0	4-2-0
ARKANSAS // 1-12-16 // 61-94 // L	16-5-0	9-2-2	0-2-0	2-1-1	DNP	9-3-1	4-2-1	4-3-1	8-3-1	2-3-0	DNP	3-0-1	4-2-0
at South Carolina // 1-16-16 // 72-81 // L	3-2-1	8-0-2	8-6-2	0-1-1	DNP	9-3-3	26-6-8	3-3-0	2-1-0	1-2-0	DNP	0-0-0	12-0-0
GEORGIA // 1-20-16 // 57-60 // L	12-6-2	9-3-2	0-0-0	0-0-0	DNP	12-5-2	5-3-1	0-0-0	10-7-0	0-0-0	DNP	3-1-0	6-5-0
at Texas A&M // 1-23-16 // 53-66 // L	9-5-2	DNP	DNP	4-2-2	DNP	6-5-2	12-9-2	1-4-0	11-6-1	0-3-1	DNP	0-1-1	10-4-0
at Kentucky // 1-27-16 // 54-88 // L	8-6-3	DNP	1-5-3	10-6-0	0-0-0	3-1-0	11-0-0	2-3-0	10-1-0	0-1-0	0-0-0	7-1-1	2-1-0
MISSISSIPPI STATE // 1-30-16 // 62-76 // L	10-5-4	DNP	4-2-0	7-4-0	0-0-0	16-9-1	4-2-3	11-5-0	2-0-0	2-4-1	DNP	0-0-2	6-1-0
OLE MISS // 2-3-16 // 73-76 // L	14-2-4	0-0-0	0-1-0	4-2-1	DNP	12-8-2	20-4-5	0-2-0	9-5-0	2-1-0	DNP	10-1-0	2-3-2
at Alabama // 2/6/16 // 71-80 // L	2-2-3	10-1-1	DNP	0-1-1	DNP	8-3-0	8-3-3	DNP	22-6-0	DNP	0-3-0	4-0-0	17-7-0
at Vanderbilt // 02/10/16 // 71-86 // L	4-5-4	2-2-1	0-0-0	1-0-1	0-0-0	11-4-0	0-2-6	16-2-0	10-7-0	0-3-0	0-0-0	3-3-0	24-11-1
TENNESSEE // 2-13-16 // 75-64 // W	5-7-5	5-1-2	DNP	3-1-0	DNP	13-5-2	4-5-1	5-6-0	17-5-1	0-0-0	DNP	2-0-0	21-5-1
SOUTH CAROLINA // 2-16-16 // 72-67 // W	15-7-4	10-2-2	0-1-0	10-3-1	0-0-0	11-7-1	DNP	2-6-0	2-5-0	0-3-0	DNP	4-3-1	18-5-1
at Arkansas // 2-20-16 // 72-84 // L	2-5-7	6-2-0	6-1-2	0-3-1	DNP	12-12-2	DNP	6-3-1	23-7-2	DNP	DNP	6-1-3	11-2-0
at Ole Miss // 2/23/16 // 76-85 // L	2-3-2	17-0-1	0-0-0	11-4-4	3-3-2	20-5-2	DNP	7-6-1	11-5-0	0-3-0	DNP	0-0-0	5-5-0
TEXAS A&M // 2-27-16 // 69-84 // L	8-10-4	17-3-5	DNP	2-1-0	3-0-1	4-3-1	DNP	5-5-0	7-4-0	0-0-0	0-0-0	8-0-1	15-5-1

2015-16 MIZZOU GAME-BY-GAME STATISTICS

Opponent	Date	Score	TOTAL			3-PTRS			REBOUNDS			PF	A	TO	Blk	Stl	Pts	Avg
			W/L	FG	FGA	Pct	3FG	FGA	Pct	FT	FTA	Pct	Off	Def	Tot	Avg		
WOFFORD	11-13-15	83-74	W	28	50	.560	5	12	.417	22	32	.688	5	32	37	37.0	24	83.0
UMES	11-15-15	73-55	W	21	47	.447	8	19	.421	23	30	.767	8	21	29	33.0	17	78.0
at Xavier	11-17-15	66-78	L	23	55	.418	6	23	.261	14	18	.778	7	21	28	31.3	26	74.0
vs Kansas State	11-23-15	42-66	L	17	55	.309	4	19	.211	4	10	.400	8	23	31	31.3	22	66.0
vs Northwestern	11-24-15	62-67	L	23	60	.383	5	18	.278	11	17	.647	10	23	33	31.6	23	65.2
ARKANSAS STATE	12-1-15	88-78	W	31	65	.477	7	16	.438	19	26	.731	11	32	43	33.5	23	88.0
NORTHERN ILLINOIS	12-4-15	78-71	W	28	52	.538	6	15	.400	16	24	.667	10	28	38	34.1	22	70.3
OMAHA	12-9-15	85-78	W	25	52	.481	6	16	.375	29	38	.763	6	31	37	34.5	24	85.0
at Arizona	12-13-15	52-88	L	17	56	.304	2	14	.143	16	26	.615	10	17	27	33.7	22	69.9
NC STATE	12-19-15	59-73	L	22	51	.431	7	17	.412	8	19	.421	7	22	29	33.2	22	68.8
vs Illinois	12-23-15	63-68	L	25	57	.439	6	18	.333	7	13	.538	10	33	43	34.1	20	68.3
ARKANSAS-PB	12-29-15	78-25	W	27	61	.443	6	15	.400	18	22	.818	17	39	56	35.9	15	78.0
SAVANNAH STATE	1-2-16	81-50	W	30	56	.536	5	15	.333	16	19	.842	10	30	40	36.2	12	81.0
at Georgia	1-6-16	59-77	L	19	55	.345	3	19	.158	18	23	.783	9	20	29	35.7	17	69.2
AUBURN	1-9-16	76-61	W	22	56	.393	7	19	.368	25	33	.758	13	28	41	36.1	23	76.0
ARKANSAS	1-12-16	61-94	L	19	49	.388	3	15	.200	20	23	.870	8	19	27	35.5	19	69.1
at South Carolina	1-16-16	72-81	L	28	57	.491	7	19	.368	9	13	.692	5	21	26	34.9	24	69.3
GEORGIA	1-20-16	57-60	L	19	53	.358	7	21	.333	12	19	.632	6	26	32	34.8	15	68.6
at Texas A&M	1-23-16	53-66	L	20	56	.357	3	19	.158	10	17	.588	12	33	45	35.3	23	67.8
at Kentucky	1-27-16	54-88	L	18	57	.316	4	14	.286	14	19	.737	9	19	28	35.0	15	67.1
MISSISSIPPI STATE	1-30-16	62-76	L	23	62	.371	2	25	.080	14	18	.778	11	23	34	34.9	15	66.9
OLE MISS	2-3-16	73-76	L	22	52	.423	10	21	.476	19	26	.731	10	22	32	34.8	22	73.0
at Alabama	2-6-16	71-80	L	24	57	.421	3	16	.188	20	24	.833	10	20	30	34.6	23	71.0
at Vanderbilt	2-10-16	71-86	L	27	72	.375	3	16	.188	14	24	.583	17	28	45	35.0	23	71.0
TENNESSEE	2-13-16	75-64	W	24	44	.545	5	16	.313	22	30	.733	11	30	41	35.2	22	75.0
SOUTH CAROLINA	2-16-16	72-67	W	20	53	.377	5	21	.238	27	38	.711	13	33	46	35.7	21	72.0
at Arkansas	2-20-16	72-84	L	25	63	.397	6	23	.261	16	22	.727	8	32	40	35.8	21	72.0
at Ole Miss	2-23-16	76-85	L	26	58	.448	12	23	.522	12	19	.632	7	31	38	35.9	31	76.0
TEXAS A&M	2-27-16	69-84	L	24	57	.421	7	20	.350	14	17	.824	8	24	32	35.8	12	69.0
Mizzou		1983		677	1618	.418	160	524	.305	469	659	.712	276	761	1037	35.8	598	68.4
Opponents		2100		707	1682	.420	221	654	.338	465	673	.691	331	755	1086	37.4	566	72.4

Games played: 29

Points/game: 68.4

FG Pct: 41.8

3FG Pct: 30.5

FT Pct: 71.2

Rebounds/game: 35.8

Assists/game: 11.8

Turnovers/game: 12.4

Assist/turnover ratio: 1.0

Steals/game: 5.7

Blocks/game: 2.7

2015-16 OPPONENT GAME-BY-GAME STATISTICS

Opponent	Date	Score	TOTAL				3-PTRS				REBOUNDS								PF	A	TO	Blk	Stl	Pts	Avg
			W/L	FG	FGA	Pct	3FG	FGA	Pct	FT	FTA	Pct	Off	Def	Tot	Avg									
WOFFORD	11-13-15	83-74	W	21	55	.382	10	27	.370	22	33	.667	8	21	29	29.0	24	12	7	0	3	74	74.0		
UMES	11-15-15	73-55	W	17	44	.386	7	20	.350	14	22	.636	10	21	31	30.0	25	7	13	1	4	55	64.5		
at Xavier	11-17-15	66-78	L	24	56	.429	6	18	.333	24	29	.828	13	27	40	33.3	18	13	13	4	9	78	69.0		
vs Kansas State	11-23-15	42-66	L	21	57	.368	4	17	.235	20	26	.769	13	31	44	36.0	12	11	8	3	8	66	68.2		
vs Northwestern	11-24-15	62-67	L	21	45	.467	10	23	.435	15	23	.652	5	28	33	35.4	20	15	14	1	6	67	68.0		
ARKANSAS STATE	12-1-15	88-78	W	26	68	.382	8	19	.421	18	27	.667	14	25	39	36.0	22	15	7	7	6	78	69.7		
NORTHERN ILLINOIS	12-4-15	78-71	W	22	63	.349	7	23	.304	20	24	.833	17	17	34	35.7	22	11	9	1	8	71	69.9		
OMAHA	12-9-15	85-78	W	25	61	.410	5	22	.227	23	31	.742	9	25	34	35.5	27	14	16	3	9	78	70.9		
at Arizona	12-13-15	52-88	L	31	55	.564	7	17	.412	19	25	.760	9	35	44	36.4	23	20	15	4	6	88	72.8		
NC STATE	12-19-15	59-73	L	22	54	.407	5	16	.313	24	30	.800	15	26	41	36.9	17	10	9	4	4	73	72.8		
vs Illinois	12-23-15	63-68	L	23	57	.404	9	29	.310	13	19	.684	6	26	32	36.5	16	9	7	3	6	68	72.4		
ARKANSAS-PB	12-29-15	78-25	W	8	52	.154	6	19	.316	3	15	.200	12	18	30	35.9	21	6	21	2	6	25	68.4		
SAVANNAH STATE	1-2-16	81-50	W	20	59	.339	7	22	.318	3	8	.375	13	17	30	35.5	18	11	18	3	2	50	67.0		
at Georgia	1-6-16	59-77	L	29	53	.547	11	19	.579	8	10	.800	6	29	35	35.4	20	19	16	3	3	77	67.7		
AUBURN	1-9-16	76-61	W	19	51	.373	7	23	.304	16	24	.667	9	25	34	35.3	22	9	14	7	1	61	67.3		
ARKANSAS	1-12-16	61-94	L	37	59	.627	8	15	.533	12	15	.800	4	24	28	34.9	20	20	6	6	5	94	68.9		
at South Carolina	1-16-16	72-81	L	28	62	.452	3	21	.143	22	33	.667	17	24	41	35.2	15	12	13	5	7	81	69.6		
GEORGIA	1-20-16	57-60	L	24	61	.393	5	15	.333	7	10	.700	12	31	43	35.7	15	14	12	6	7	60	69.1		
at Texas A&M	1-23-16	53-66	L	22	61	.361	7	28	.250	15	26	.577	12	28	40	35.9	16	17	5	4	4	66	68.9		
at Kentucky	1-27-16	54-88	L	34	65	.523	9	20	.450	11	14	.786	15	32	47	36.5	12	18	11	11	6	88	69.9		
MISSISSIPPI STATE	1-30-16	62-76	L	28	61	.459	8	23	.348	12	19	.632	13	30	43	36.8	17	13	13	6	5	76	70.2		
OLE MISS	2-3-16	73-76	L	22	52	.423	14	31	.452	18	22	.818	11	25	36	36.7	21	16	17	4	11	76	70.5		
at Alabama	2-6-16	71-80	L	25	53	.472	9	28	.321	21	33	.636	14	24	38	36.8	18	14	13	9	4	80	70.9		
at Vanderbilt	2-10-16	71-86	L	31	65	.477	8	29	.276	16	27	.593	13	33	46	37.2	19	16	11	9	3	86	71.5		
TENNESSEE	2-13-16	75-64	W	21	55	.382	8	27	.296	14	24	.583	11	15	26	36.7	21	8	5	1	4	64	71.2		
SOUTH CAROLINA	2-16-16	72-67	W	22	66	.333	7	19	.368	16	20	.800	13	26	39	36.8	25	10	13	2	6	67	71.0		
at Arkansas	2-20-16	72-84	L	27	67	.403	10	26	.385	20	28	.714	13	34	47	37.2	22	18	7	7	5	84	71.5		
at Ole Miss	2-23-16	76-85	L	26	65	.400	7	28	.250	26	40	.650	17	30	47	37.5	22	18	8	7	7	85	72.0		
TEXAS A&M	2-27-16	69-84	L	31	60	.517	9	30	.300	13	16	.813	7	28	35	37.4	16	19	6	3	8	84	72.4		
Opponents		2100		707	1682	.420	221	654	.338	465	673	.691	331	755	1086	37.4	566	395	327	126	163	2100	72.4		
Mizzou		1983		677	1618	.418	160	524	.305	469	659	.712	276	761	1037	35.8	598	343	359	78	164	1983	68.4		

Games played: 29

Points/game: 72.4

FG Pct: 42.0

3FG Pct: 33.8

FT Pct: 69.1

Rebounds/game: 37.4

Assists/game: 13.6

Turnovers/game: 11.3

Assist/turnover ratio: 1.2

Steals/game: 5.6

Blocks/game: 4.3

2015-16 MIZZOU/OPPONENT GAME HIGHS/LOWS

Mizzou Game Highs

POINTS	88	ARKANSAS STATE (12-1-15)
	85	OMAHA (12-9-15)
	83	WOFFORD (11-13-15)
	81	SAVANNAH STATE (1-2-16)
	78	ARKANSAS-PINE BLUFF (12-29-15)
	78	NORTHERN ILLINOIS (12-4-15)
FIELD GOALS MADE	31	ARKANSAS STATE (12-1-15)
	30	SAVANNAH STATE (1-2-16)
FIELD GOAL ATTEMPTS	72	at Vanderbilt (02/10/16)
	65	ARKANSAS STATE (12-1-15)
FIELD GOAL PERCENTAGE	.560 (28-50)	WOFFORD (11-13-15)
	.545 (24-44)	TENNESSEE (2-13-16)
3 PT FIELD GOALS MADE	12	at Ole Miss (2/23/16)
	10	OLE MISS (2-3-16)
3 PT FG ATTEMPTS	25	MISSISSIPPI STATE (1-30-16)
	23	at Ole Miss (2/23/16)
	23	at Arkansas (02/20/16)
	23	at Xavier (11-17-15)
3 PT FG PERCENTAGE	.522 (12-23)	at Ole Miss (2/23/16)
	.476 (10-21)	OLE MISS (2-3-16)
FREE THROWS MADE	29	OMAHA (12-9-15)
	27	SOUTH CAROLINA (2-16-16)
FREE THROW ATTEMPTS	38	SOUTH CAROLINA (2-16-16)
	38	OMAHA (12-9-15)
FREE THROW PERCENTAGE	.870 (20-23)	ARKANSAS (1-12-16)
	.842 (16-19)	SAVANNAH STATE (1-2-16)
REBOUNDS	56	ARKANSAS-PINE BLUFF (12-29-15)
	46	SOUTH CAROLINA (2-16-16)
ASSISTS	19	ARKANSAS-PINE BLUFF (12-29-15)
	18	at Arkansas (02/20/16)
	18	NORTHERN ILLINOIS (12-4-15)
STEALS	12	OLE MISS (2-3-16)
	12	ARKANSAS-PINE BLUFF (12-29-15)
BLOCKED SHOTS	11	ARKANSAS-PINE BLUFF (12-29-15)
	5	SAVANNAH STATE (1-2-16)
	5	ARKANSAS STATE (12-1-15)
TURNOVERS	18	at Ole Miss (2/23/16)
	18	OMAHA (12-9-15)
	18	at Xavier (11-17-15)
FOULS	31	at Ole Miss (2/23/16)
	26	at Xavier (11-17-15)

Mizzou Team Game Lows

POINTS	42	vs Kansas State (11-23-15)
	52	at Arizona (12-13-15)
	53	at Texas A&M (01/23/16)
	54	at Kentucky (01/27/16)
	57	GEORGIA (1-20-16)
FIELD GOALS MADE	17	vs Kansas State (11-23-15)
	17	at Arizona (12-13-15)
FIELD GOAL ATTEMPTS	44	TENNESSEE (2-13-16)
	47	UMES (11-15-15)
FIELD GOAL PERCENTAGE	.304 (17-56)	at Arizona (12-13-15)
	.309 (17-55)	vs Kansas State (11-23-15)
3 PT FIELD GOALS MADE	2	at Arizona (12-13-15)
	2	MISSISSIPPI STATE (1-30-16)
3 PT FG ATTEMPTS	12	WOFFORD (11-13-15)
	14	at Arizona (12-13-15)
	14	at Kentucky (01/27/16)
3 PT FG PERCENTAGE	.080 (2-25)	MISSISSIPPI STATE (1-30-16)
	.143 (2-14)	at Arizona (12-13-15)
FREE THROWS MADE	4	vs Kansas State (11-23-15)
	7	vs Illinois (12-23-15)
FREE THROW ATTEMPTS	10	vs Kansas State (11-23-15)
	13	vs Illinois (12-23-15)
	13	at South Carolina (1/16/16)
FREE THROW PERCENTAGE	.400 (4-10)	vs Kansas State (11-23-15)
	.421 (8-19)	NC STATE (12-19-15)
REBOUNDS	26	at South Carolina (1/16/16)
	27	at Arizona (12-13-15)
	27	ARKANSAS (1-12-16)
ASSISTS	6	at Arizona (12-13-15)
	7	GEORGIA (1-20-16)
	7	at Kentucky (01/27/16)
STEALS	2	ARKANSAS STATE (12-1-15)
	2	at Texas A&M (01/23/16)
BLOCKED SHOTS	0	at Georgia (1-6-16)
	0	at Alabama (2/6/16)
	0	at Ole Miss (2/23/16)
TURNOVERS	6	at Vanderbilt (02/10/16)
	8	UMES (11-15-15)
	8	NC STATE (12-19-15)
	8	AUBURN (1-9-16)
FOULS	12	SAVANNAH STATE (1-2-16)
	12	TEXAS A&M (2-27-16)

Opponent Game Highs

POINTS	94	ARKANSAS (1-12-16)
	88	at Kentucky (01/27/16)
	88	at Arizona (12-13-15)
	86	at Vanderbilt (02/10/16)
	85	at Ole Miss (2/23/16)
FIELD GOALS MADE	37	ARKANSAS (1-12-16)
	34	at Kentucky (01/27/16)
FIELD GOAL ATTEMPTS	68	ARKANSAS STATE (12-1-15)
	67	at Arkansas (02/20/16)
FIELD GOAL PERCENTAGE	.627 (37-59)	ARKANSAS (1-12-16)
	.564 (31-55)	at Arizona (12-13-15)
3 PT FIELD GOALS MADE	14	OLE MISS (2-3-16)
	11	at Georgia (1-6-16)
3 PT FG ATTEMPTS	31	OLE MISS (2-3-16)
	30	TEXAS A&M (2-27-16)
3 PT FG PERCENTAGE	.579 (11-19)	at Georgia (1-6-16)
	.533 (8-15)	ARKANSAS (1-12-16)
FREE THROWS MADE	26	at Ole Miss (2/23/16)
	24	NC STATE (12-19-15)
	24	at Xavier (11-17-15)
FREE THROW ATTEMPTS	40	at Ole Miss (2/23/16)
	33	at Alabama (2/6/16)
	33	at South Carolina (1/16/16)
	33	WOFFORD (11-13-15)
FREE THROW PERCENTAGE	.833 (20-24)	NORTHERN ILLINOIS (12-4-15)
	.828 (24-29)	at Xavier (11-17-15)
REBOUNDS	47	at Ole Miss (2/23/16)
	47	at Arkansas (02/20/16)
	47	at Kentucky (01/27/16)
ASSISTS	20	ARKANSAS (1-12-16)
	20	at Arizona (12-13-15)
STEALS	11	OLE MISS (2-3-16)
	9	OMAHA (12-9-15)
	9	at Xavier (11-17-15)
BLOCKED SHOTS	11	at Kentucky (01/27/16)
	9	at Vanderbilt (02/10/16)
	9	at Alabama (2/6/16)
TURNOVERS	21	ARKANSAS-PINE BLUFF (12-29-15)
	18	SAVANNAH STATE (1-2-16)
FOULS	27	OMAHA (12-9-15)
	25	SOUTH CAROLINA (2-16-16)
	25	UMES (11-15-15)

Opponent Team Game Lows

POINTS	25	ARKANSAS-PINE BLUFF (12-29-15)
	50	SAVANNAH STATE (1-2-16)
	55	UMES (11-15-15)
	60	GEORGIA (1-20-16)
	61	AUBURN (1-9-16)
FIELD GOALS MADE	8	ARKANSAS-PINE BLUFF (12-29-15)
	17	UMES (11-15-15)
FIELD GOAL ATTEMPTS	44	UMES (11-15-15)
	45	vs Northwestern (11-24-15)
FIELD GOAL PERCENTAGE	.154 (8-52)	ARKANSAS-PINE BLUFF (12-29-15)
	.333 (22-66)	SOUTH CAROLINA (2-16-16)
3 PT FIELD GOALS MADE	3	at South Carolina (1/16/16)
	4	vs Kansas State (11-23-15)
3 PT FG ATTEMPTS	15	ARKANSAS (1-12-16)
	15	GEORGIA (1-20-16)
3 PT FG PERCENTAGE	.143 (3-21)	at South Carolina (1/16/16)
	.227 (5-22)	OMAHA (12-9-15)
FREE THROWS MADE	3	ARKANSAS-PINE BLUFF (12-29-15)
	3	SAVANNAH STATE (1-2-16)
FREE THROW ATTEMPTS	8	SAVANNAH STATE (1-2-16)
	10	at Georgia (1-6-16)
	10	GEORGIA (1-20-16)
FREE THROW PERCENTAGE	.200 (3-15)	ARKANSAS-PINE BLUFF (12-29-15)
	.375 (3-8)	SAVANNAH STATE (1-2-16)
REBOUNDS	26	TENNESSEE (2-13-16)
	28	ARKANSAS (1-12-16)
ASSISTS	6	ARKANSAS-PINE BLUFF (12-29-15)
	7	UMES (11-15-15)
STEALS	1	AUBURN (1-9-16)
	2	SAVANNAH STATE (1-2-16)
BLOCKED SHOTS	0	WOFFORD (11-13-15)
	1	UMES (11-15-15)
	1	vs Northwestern (11-24-15)
	1	NORTHERN ILLINOIS (12-4-15)
	1	TENNESSEE (2-13-16)
TURNOVERS	5	at Texas A&M (01/23/16)
	5	TENNESSEE (2-13-16)
FOULS	12	vs Kansas State (11-23-15)
	12	at Kentucky (01/27/16)

2015-16 MIZZOU/OPPONENT INDIVIDUAL HIGHS

Mizzou Individual Game Highs

Points	26	CLARK, Wes at South Carolina (1/16/16)
	24	ROSBURG, Ryan at Vanderbilt (02/10/16)
	23	PURYEAR, Kevin at Arkansas (02/20/16)
	22	PURYEAR, Kevin at Alabama (2/6/16)
	22	CLARK, Wes vs Savannah State (1-2-16)
Field Goals Made	10	CLARK, Wes at South Carolina (1/16/16)
	9	ROSBURG, Ryan at Vanderbilt (02/10/16)
	9	PURYEAR, Kevin at Alabama (2/6/16)
	9	CLARK, Wes vs Savannah State (1-2-16)
Field Goal Att.	18	ROSBURG, Ryan at Vanderbilt (02/10/16)
	17	PURYEAR, Kevin at Alabama (2/6/16)
FG Pct (min 5 made)	1.000 (6-6)	ROSBURG, Ryan at South Carolina (1/16/16)
	.900 (9-10)	CLARK, Wes vs Savannah State (1-2-16)
3-Point FG Made	6	WRIGHT, Namon at Ole Miss (2/23/16)
	4	CLARK, Wes at South Carolina (1/16/16)
	4	CLARK, Wes vs Illinois (12-23-15)
	4	VANLEER, Cullen vs NC State (12-19-15)
3-Point FG Att.	8	PHILLIPS, Terrence vs Mississippi State (1-30-16)
	7	WRIGHT, Namon at Ole Miss (2/23/16)
	7	WRIGHT, Namon at Arkansas (02/20/16)
	7	VANLEER, Cullen vs South Carolina (2-16-16)
	7	CLARK, Wes at Georgia (1-6-16)
	7	VANLEER, Cullen vs NC State (12-19-15)
	7	VANLEER, Cullen at Xavier (11-17-15)
3-Pt FG Pct (min 2 made)	1.000 (3-3)	PHILLIPS, Terrence vs Ole Miss (2-3-16)
	1.000 (2-2)	WALTON, K.J. vs Savannah State (1-2-16)
	1.000 (2-2)	ISABELL, Tramaine vs Arkansas State (12-1-15)
Free Throws Made	10	PURYEAR, Kevin at Arkansas (02/20/16)
	10	CLARK, Wes vs Ole Miss (2-3-16)
Free Throw Att.	17	ROSBURG, Ryan vs South Carolina (2-16-16)
	11	PURYEAR, Kevin at Arkansas (02/20/16)
	11	ROSBURG, Ryan at Vanderbilt (02/10/16)
FT Pct (min 5 made)	1.000 (10-10)	CLARK, Wes vs Ole Miss (2-3-16)
	1.000 (6-6)	WRIGHT, Namon at Alabama (2/6/16)
	1.000 (5-5)	WRIGHT, Namon vs South Carolina (2-16-16)
	1.000 (5-5)	PURYEAR, Kevin vs Northern Illinois (12-4-15)
Rebounds	12	WRIGHT, Namon at Arkansas (02/20/16)
	11	ROSBURG, Ryan at Vanderbilt (02/10/16)
	11	PURYEAR, Kevin vs Auburn (1-9-16)
	11	GANT, Jakeenan vs Arkansas-Pine Bluff (12-29-15)
Assists	8	CLARK, Wes at South Carolina (1/16/16)
	7	PHILLIPS, Terrence at Arkansas (02/20/16)
	7	PHILLIPS, Terrence vs Arkansas State (12-1-15)
Steals	5	PHILLIPS, Terrence vs Ole Miss (2-3-16)
	4	PHILLIPS, Terrence vs Mississippi State (1-30-16)
	4	PHILLIPS, Terrence vs Northwestern (11-24-15)
Blocked Shots	4	GANT, Jakeenan vs Arkansas-Pine Bluff (12-29-15)
	2	ROSBURG, Ryan at Arkansas (02/20/16)
	2	ROSBURG, Ryan vs Tennessee (2-13-16)
	2	GANT, Jakeenan vs Ole Miss (2-3-16)
	2	GANT, Jakeenan vs Auburn (1-9-16)
	2	WOODS, Russell vs Savannah State (1-2-16)
	2	CLARK, Wes vs Savannah State (1-2-16)
	2	WOLF, Adam vs Arkansas-Pine Bluff (12-29-15)
	2	GANT, Jakeenan vs Illinois (12-23-15)
	2	GANT, Jakeenan vs Omaha (12-9-15)
	2	ROSBURG, Ryan vs Northern Illinois (12-4-15)
	2	WRIGHT, Namon vs Kansas State (11-23-15)
	2	GANT, Jakeenan vs UMES (11-15-15)
Turnovers	6	CLARK, Wes vs Ole Miss (2-3-16)
	5	WRIGHT, Namon vs South Carolina (2-16-16)
	5	CLARK, Wes vs Illinois (12-23-15)
	5	PHILLIPS, Terrence vs Northern Illinois (12-4-15)
	5	PHILLIPS, Terrence vs Kansas State (11-23-15)
	5	ISABELL, Tramaine at Xavier (11-17-15)
Fouls	5	ISABELL, Tramaine at Ole Miss (2/23/16)
	5	PHILLIPS, Terrence at Ole Miss (2/23/16)
	5	ROSBURG, Ryan at Arkansas (02/20/16)
	5	PURYEAR, Kevin vs South Carolina (2-16-16)
	5	GANT, Jakeenan at Vanderbilt (02/10/16)
	5	PHILLIPS, Terrence at Alabama (2/6/16)
	5	PHILLIPS, Terrence at Texas A&M (01/23/16)
	5	ROSBURG, Ryan at Texas A&M (01/23/16)
	5	ROSBURG, Ryan at South Carolina (1/16/16)
	5	CLARK, Wes at Arizona (12-13-15)
	5	PHILLIPS, Terrence vs Omaha (12-9-15)
	5	PHILLIPS, Terrence vs Northwestern (11-24-15)
	5	GANT, Jakeenan vs Wofford (11-13-15)
Minutes	37	PHILLIPS, Terrence vs Mississippi State (1-30-16)
	35	ROSBURG, Ryan vs Tennessee (2-13-16)
	35	PHILLIPS, Terrence vs Northern Illinois (12-4-15)
	34	PURYEAR, Kevin at Arkansas (02/20/16)
	34	CLARK, Wes vs Ole Miss (2-3-16)
	34	CLARK, Wes vs Illinois (12-23-15)

Opponent Individual Game Highs

Points	33	Barber, Anthony vs NC State (12-19-15)
	29	MOODY at Ole Miss (2/23/16)
	24	Kingsley, Moses vs Arkansas (1-12-16)
	24	WILSON vs Northern Illinois (12-4-15)
	24	Carter, Devin vs Arkansas State (12-1-15)
Field Goals Made	10	MATEN, Yante vs Georgia (1-20-16)
	9	Ulis, Tyler at Kentucky (01/27/16)
	9	Barber, Anthony vs NC State (12-19-15)
Field Goal Att.	21	MATEN, Yante vs Georgia (1-20-16)
	20	Gardner, Sean vs Arkansas State (12-1-15)
FG Pct (min 5 made)	1.000 (8-8)	Kingsley, Moses vs Arkansas (1-12-16)
	.857 (6-7)	MATEN, Yante at Georgia (1-6-16)
3-Point FG Made	5	NOTICE, Duane vs South Carolina (2-16-16)
	5	MOODY vs Ole Miss (2-3-16)
	5	Carter, Devin vs Arkansas State (12-1-15)
	5	Fletcher Magee vs Wofford (11-13-15)
3-Point FG Att.	12	MOODY vs Ole Miss (2-3-16)
	12	HOUSE at Texas A&M (01/23/16)
3-Pt FG Pct (min 2 made)	1.000 (2-2)	HANDLEY vs Arkansas-Pine Bluff (12-29-15)
	.800 (4-5)	Willis, Derek at Kentucky (01/27/16)
	.800 (4-5)	Hannahs, Dusty vs Arkansas (1-12-16)
Free Throws Made	13	Barber, Anthony vs NC State (12-19-15)
	10	WILSON vs Northern Illinois (12-4-15)
Free Throw Att.	15	Barber, Anthony vs NC State (12-19-15)
	14	SAIZ at Ole Miss (2/23/16)
FT Pct (min 3 made)	1.000 (10-10)	WILSON vs Northern Illinois (12-4-15)
	1.000 (7-7)	HOLLINS vs Omaha (12-9-15)
	1.000 (7-7)	MACURA, J.P. at Xavier (11-17-15)
	1.000 (6-6)	WADE, Dean vs Kansas State (11-23-15)
	1.000 (5-5)	Abu, Abdul-Malik vs NC State (12-19-15)
	1.000 (5-5)	York, Gabe at Arizona (12-13-15)
	1.000 (5-5)	WHITE vs Omaha (12-9-15)
	1.000 (5-5)	Skelly, Gavin vs Northwestern (11-24-15)
	1.000 (5-5)	Fletcher Magee vs Wofford (11-13-15)
	1.000 (4-4)	HOGG vs Texas A&M (2-27-16)
	1.000 (4-4)	NEWBY at Ole Miss (2/23/16)
	1.000 (4-4)	Hannahs, Dusty at Arkansas (02/20/16)
	1.000 (4-4)	Whitt, Jimmy at Arkansas (02/20/16)
	1.000 (4-4)	Bell, Anthlon at Arkansas (02/20/16)
	1.000 (4-4)	THORNWELL, Sindarius vs South Carolina (2-16-16)
	1.000 (4-4)	FISHER-DAVIS, Matthe at Vanderbilt (02/10/16)
	1.000 (4-4)	Poythress, Alex at Kentucky (01/27/16)
	1.000 (4-4)	HOGG at Texas A&M (01/23/16)
	1.000 (4-4)	FRAZIER, J.J. vs Georgia (1-20-16)
	1.000 (4-4)	CANTY vs Auburn (1-9-16)
	1.000 (4-4)	MARIC vs Northern Illinois (12-4-15)
	1.000 (4-4)	DAVIS, Myles at Xavier (11-17-15)
	1.000 (3-3)	Malik Newman vs Mississippi State (1-30-16)
	1.000 (3-3)	MATEN, Yante at Georgia (1-6-16)
	1.000 (3-3)	Anderson, Ryan at Arizona (12-13-15)
	1.000 (3-3)	HURT, Stephen vs Kansas State (11-23-15)
Rebounds	14	SAIZ at Ole Miss (2/23/16)
	14	Q. Weatherspoon vs Mississippi State (1-30-16)
	14	FARR, James at Xavier (11-17-15)
Assists	8	MOODY at Ole Miss (2/23/16)
	8	Ulis, Tyler at Kentucky (01/27/16)
Steals	4	Nunn, Kendrick vs Illinois (12-23-15)
	4	ARMSTEAD vs Northern Illinois (12-4-15)
Blocked Shots	6	MATEN, Yante vs Georgia (1-20-16)
	5	KORNET, Luke at Vanderbilt (02/10/16)
	5	Labissiere, Skal at Kentucky (01/27/16)
Turnovers	7	ROBINSON vs Arkansas-Pine Bluff (12-29-15)
	5	MOODY vs Ole Miss (2-3-16)
	5	MATEN, Yante at Georgia (1-6-16)
	5	PINKETT vs Savannah State (1-2-16)
Fouls	5	CHATKEVICIUS, L. vs South Carolina (2-16-16)
	5	Phillips, Shembari vs Tennessee (2-13-16)
	5	JONES, Damian at Vanderbilt (02/10/16)
	5	Aric Holman vs Mississippi State (1-30-16)
	5	EDWARDS, Mike at Georgia (1-6-16)
	5	THURMAN vs Omaha (12-9-15)
	5	McIntosh, Bryant vs Northwestern (11-24-15)

TV/RADIO CHART

MIZZOU NUMERICAL ROSTER

No.	Name	Ht.	Wt.	Pos.	Yr.	Exp.	Hometown / High School / Previous School
1	Terrence Phillips	5-11	175	G	Fr.	HS	Orange County, Calif. / Oak Hill Academy (Va.)
4	Tramaine Isabell	6-0	178	G	So.	1L	Seattle, Wash. / Garfield H.S.
10	K.J. Walton	6-3	197	G	Fr.	HS	Brownsburg, Ind. / Brownsburg H.S.
11	Jimmy Barton	5-9	160	G	R-So.	RS	St. Louis, Mo. / DeSmet Jesuit H.S. / Houston Baptist
12	Namon Wright	6-5	202	G	So.	1L	Los Angeles, Calif. / Pacific Hills
13	Trevor Glassman	6-3	200	G	Jr.	TR	Bedford, N.H. / New Hampton School
21	Jordan Barnett	6-7	215	F	So.	TR	St. Louis, Mo. / Christian Brothers College H.S. / Texas
23	Jakeenan Gant	6-8	212	F	So.	1L	Springfield, Ga. / Effingham County
24	Kevin Puryear	6-7	236	F	Fr.	HS	Blue Springs, Mo. / South H.S.
25	Russell Woods	6-8	225	F	Jr.	JC	Chicago, Ill. / Simeon High School / John A. Logan College (Ill.)
32	Adam Wolf	6-7	202	F	Fr.	HS	Beaver Dam, Wis. / Beaver Dam H.S.
33	Cullen VanLeer	6-4	200	G	Fr.	HS	Pacific, Mo. / Pacific H.S.
44	Ryan Rosburg	6-10	260	F	Sr.	3L	Chesterfield, Mo. / Marquette H.S.

MIZZOU COACHING STAFF


Coach	Position	Year	Alma Mater, Year
Kim Anderson	Head Coach	Second	Missouri, 1979, '81
Rob Fulford	Assistant Coach	Second	Marshall, 1997
Brad Loos	Assistant Coach	Second	Austin Peay State, 2002
Corey Tate	Assistant Coach	First	Missouri, 1997
Paul Rorvig	Basketball Operations	Second	Central Missouri, 2005
Steve Shields	Special Assistant to the Head Coach	First	Baylor, 1988, '92
Matt Herring	Athletic Performance	Second	Southwest Texas State, 1994

2015-16 MIZZOU ROSTER QUICK SHEET

G 1  **terrence PHILLIPS**
FR // 5-11 // 175 // ORANGE COUNTY, CALIF.

@FloorGeneral103				
	PPG	RPG	APG	SPG
Overall	7.6	4.1	3.3	1.4
SEC	7.1	4.8	3.4	1.5
	FG%	3PT%	FT%	MPG
Overall	.384	.321	.738	25.7
SEC	.321	.277	.738	26.2

LAST GAME: 8 points (3-8 FG, 1-3 3PT, 1-2 FT) with **season-high 10 rebounds**, 4 assists, and 1 steal vs. Texas A&M (Feb. 27). 7 assists vs. Arkansas (ties season-high, Feb. 20) ... 7 rebs vs. Tennessee (Feb. 13) ... Season-high 5 steals vs. Ole Miss (Feb. 3) ... 16 pts vs. Northwestern (Nov. 24), a season-high (3-of-6 three-pointers) ... **led Oak Hill Academy to an 88-4 record as starting PG his last two seasons** ... broke Oak Hill's career assists record (previously held by former UNC standout Jeff McInnis) ... son of Alice Knox and Ted Phillips, born on Jan. 12, 1996, in Los Angeles ... favorite TV show is 'Friends'.

G 4  **tramaine ISABELL**
SO // 6-0 // 178 // SEATTLE, WASH.

@oTrillMaine				
	PPG	RPG	APG	SPG
Overall	6.5	1.7	1.3	0.8
SEC	8.2	1.7	1.5	0.8
	FG%	3PT%	FT%	MPG
Overall	.385	.271	.745	16.8
SEC	.389	.188	.756	19.5

LAST GAME: Second straight game with a **career-high 17 points** (7-13 FG, 1-1 FT) with 5 assists vs. Texas A&M (Feb. 27). **Career-high 17 points** (6-13 FG, 2-5 3PT, 3-3 FT) vs. Ole Miss (Feb. 23) ... 12 pts in 23 minutes off the bench vs. Auburn (Jan. 9), with a career-high in rebounds (4) ... made **ESPN SportsCenter's Top 10** with his buzzer-beating, game-tying three-pointer vs. Oklahoma State (Dec. 30, 2014) with 0.2 seconds left in regulation ... led Garfield HS to a 25-1 record and the Class 4A state championship ... Son of Aiyana Brown and Tramaine Isabell Sr. ... interest careers in real estate or private investment.

G 10  **k.j. WALTON**
FR // 6-3 // 197 // INDIANAPOLIS, IND.

@KJWalton10				
	PPG	RPG	APG	SPG
Overall	5.1	1.8	0.9	0.5
SEC	4.0	2.1	0.9	0.4
	FG%	3PT%	FT%	MPG
Overall	.427	.261	.697	13.4
SEC	.408	.200	.700	13.3

LAST GAME: 2 points (1-5 FG) with 1 rebound in 9 minutes off the bench vs. Texas A&M (Feb. 27). Tied season-high vs. Ole Miss (Feb. 23) with 11 points (4-5 FG, 1-1 3PT, 2-5 FT) with 4 rebs and 4 assists ... 10 pts and 6 rebs at Kentucky (Jan. 27) ... 10 pts (3-of-6 FG, 2-of-2 3PT, 2-of-2 FT) in start vs. Savannah State (Jan. 2) ... averaged 19.7 ppg for Brownsburg HS as a senior ... *Rivals.com* 103rd best recruit in the nation ... son of Kenneth and Michelle Walton ... father, Kenneth, played basketball at Nebraska (1981-83) ... born July 20, 1996 ... favorite TV show is 'Fresh Prince of Bel-Air'.

G 11  **jimmy BARTON**
R-SO // 5-9 // 160 // ST. LOUIS, MO.

Jimmy Barton				
	PPG	RPG	APG	SPG
Overall	0.5	0.3	0.4	0.2
SEC	1.0	0.5	0.5	0.2
	FG%	3PT%	FT%	MPG
Overall	.200	.250	.000	3.6
SEC	.500	.500	.000	4.3

LAST GAME: 3 points (1-1 FG, 1-1 3PT) with 1 assist in 4 minutes off the bench vs. Texas A&M (Feb. 27). Walked onto the Tiger program before the 2014-15 season after playing his freshman season at Division I Houston Baptist ... played in 31 games for Houston Baptist, making 13 starts ... was a four-year letterwinner and three-year team captain for coach Kevin Poelker at De Smet Jesuit High School in St. Louis, Mo. ... born Oct. 7, 1994, in St. Louis, Mo. ... son of Jim Sr. and Christy Barton ... considers his father, Jim Sr., his greatest influence.

G 12  **namon WRIGHT**
SO // 6-5 // 202 // LOS ANGELES, CALIF.

@kharyw				
	PPG	RPG	APG	SPG
Overall	9.4	5.0	1.3	0.4
SEC	10.3	5.0	1.4	0.2
	FG%	3PT%	FT%	MPG
Overall	.344	.310	.780	26.1
SEC	.353	.324	.800	27.1

LAST GAME: **Season-high 20 points** (7-9 FG, 6-7 3PT) with 5 rebounds vs. Ole Miss (Feb. 23). **(6 threes ties a career-high). Season-high 20 pts** (tied a career-high 6 three-pointers) vs. Ole Miss (Feb. 23) ... **First career double-double** vs. Arkansas (Feb. 20.), **12 pts and 12 rebs** ... 16 pts and 9 rebs vs. Miss. State (Jan. 30) ... 18 pts vs. Wofford (Nov. 13) ... Averaged 13.6 ppg over Mizzou's final five contests in 2014-15 ... season-ending flurry of points included 28 pts vs. Florida (Feb. 24, 2015) ... led Pacific Hills to the Division IV state championship as a junior ... son of Michelle Burnside ... born June 25, 1994 in L.A.

F 23  **jakeenan GANT**
SO // 6-8 // 212 // SPRINGFIELD, GA.


@JakeenanG23				
	PPG	RPG	APG	BPG
Overall	5.0	3.8	0.3	1.0
SEC	4.8	3.8	0.2	0.7
	FG%	3PT%	FT%	MPG
Overall	.440	.273	.706	15.6
SEC	.456	.400	.444	16.2

LAST GAME: 5 points (2-4 FG, 1-1 3PT) with 5 rebounds in 23 minutes off the bench vs. Texas A&M (Feb. 27). At least 1 block in 20-of-29 games ... **Career-high 16 pts** (7-9 FG, 2-3 3PT) vs. Vanderbilt (Feb. 10). Career-high 11 rebs and 4 blocks in 20 minutes off the bench vs. Arkansas-Pine Bluff (Dec. 29) ... finished the 2014-15 season with 14 blks in 23 games ... named Georgia's Mr. Basketball in 2014 after averaging 21.0 ppg for Effingham County as a senior ... son of La'Kenia Gant and James McDonald ... born May 6, 1996, in Savannah, Ga. ... would enjoy working in the restaurant business after basketball.

F 24  **kevin PURYEAR**
FR // 6-7 // 236 // BLUE SPRINGS, MO.

@CallMe_KP24				
	PPG	RPG	APG	SPG
Overall	11.4	4.7	0.4	0.4
SEC	11.1	4.8	0.4	0.4
	FG%	3PT%	FT%	MPG
Overall	.461	.278	.829	24.6
SEC	.425	.318	.862	24.9

LAST GAME: 7 points (1-6 FG, 0-1 3PT, 5-6 FT) with 4 rebounds, 4 assists, and 1 steal vs. Texas A&M (Feb. 27). 10+ pts in 19-of-29 games ... **Season-high 23 pts** vs. Arkansas (Feb. 20) ... 22 pts (9-17 FG) vs. Alabama (Feb. 6) ... first career double-double vs. Auburn (Jan. 9), 14 pts and 11 rebs ... scored 20 pts in collegiate debut vs. Wofford (Nov. 13) ... averaged 20.1 ppg as a senior leading Blue Springs South to its first-ever Missouri Class 5 State Championship (at Mizzou Arena) ... son of Kevin and Vicki Puryear ... born Nov. 18, 1996, in New Brunswick, N.J. ... **grew up dreaming of chance to play at Mizzou.**

F 25  **russell WOODS**
JR // 6-8 // 225 // CHICAGO, ILL.

@BigRuss25				
	PPG	RPG	APG	BPG
Overall	2.8	2.7	0.3	0.3
SEC	0.7	1.7	0.1	0.1
	FG%	3PT%	FT%	MPG
Overall	.525	.000	.389	13.7
SEC	.167	.000	.333	11.7

LAST GAME: 5 minutes off the bench vs. Texas AM (Feb. 27). 2 blocks vs. Savannah State (Jan. 2) ... back-to-back games with 10 rebs vs. Arkansas-Pine Bluff (Dec. 29) and Illinois (Dec. 23) ... scored 9 pts in his Mizzou debut vs. Wofford (Nov. 13), logging 13 minutes off the bench ... averaged 14.1 ppg and 7.2 rpg during the 2014-15 season at John A. Logan ... won an Illinois state title as a senior at Simeon Career Academy ... played alongside Milwaukee Bucks forward and former No. 2 NBA Draft pick Jabari Parker ... son of Vivian Winters and Russell Woods, Sr.

F 32  **adam WOLF**
FR // 6-7 // 202 // BEAVER DAM, WIS.


Adam Wolf				
	PPG	RPG	APG	BPG
Overall	1.3	1.1	0.0	0.3
SEC	0.0	0.8	0.0	0.0
	FG%	3PT%	FT%	MPG
Overall	.500	.250	.000	3.6
SEC	.000	.000	.000	4.0

LAST GAME: 2 minutes off the bench vs. Texas A&M (Feb. 27). 3 rebs vs. Alabama (Feb. 6) ... 6 points (3-of-4 FG) in 5 minutes off the bench in win vs. Arkansas-Pine Bluff (Dec. 29), including 3 rebs and 2 blocks ... 17.0 ppg and 7.5 rpg for Beaver Dam High School ... played 3 seasons at Lake Forest High School in Illinois before transferring to Beaver Dam ... **passed up several Division II scholarships** to accept Coach Anderson's walk-on opportunity ... son of John and Jamie Wolf ... born on March 21, 1997, in Milwaukee, Wis. ... favorite movie is *Star Wars*.

G 33  **cullen VANLEER**
FR // 6-4 // 200 // PACIFIC, MO.

@cullenvanleer33				
	PPG	RPG	APG	SPG
Overall	4.0	1.2	0.8	0.3
SEC	3.4	0.9	0.6	0.4
	FG%	3PT%	FT%	MPG
Overall	.323	.284	.625	16.9
SEC	.264	.214	.714	17.1

LAST GAME: 8 points (3-6 FG, 2-4 3PT) with 2 steals (season-high) and 1 assist vs. Texas A&M (Feb. 27). First career start vs. South Carolina (Feb. 16) ... Season-high four 3-pointers (4-of-7 3PT) vs. NC State (Dec. 19), scoring 12 points ... season-best 13 points (5-of-9 FG, 3-of-7 3PT) at Xavier (Nov. 17) ... 2-of-2 FG in his collegiate debut vs. Wofford (Nov. 13), including his first career 3PT ... averaged 23.5 ppg and 7.3 rpg for Pacific HS as a senior ... named Missouri Class 4 Co-Player of the Year ... son of John and Lori VanLeer ... born on May 25, 1996, in Beaufort, Mo. ... **Mizzou fan since childhood.**

F 44  **ryan ROSBURG**
SR // 6-10 // 260 // CHESTERFIELD, MO.

@RyRos44				
	PPG	RPG	APG	BPG
Overall	7.2	3.8	0.4	0.5
SEC	10.1	3.9	0.4	0.6
	FG%	3PT%	FT%	MPG
Overall	.631	.000	.550	19.2
SEC	.674	.000	.597	21.5

LAST GAME: 15 points (5-6 FG, 5-6 FT) with 5 rebounds and 1 assist vs. Texas A&M (Feb. 27). Back-to-back games resetting career-high, 24 pts vs. Vanderbilt (Feb. 10) & 17 points vs. Alabama (Feb. 6) ... appeared in 30 or more games for the third consecutive season, earning 17 starts in 2014-15 ... 1 of Missouri's top players his final 2 seasons of high school at Marquette ... 1,862 career pts, 2nd all-time in Marquette history ... son of Cindy and Paul Rosburg ... 3-time academic all-conference honoree ... born Nov. 12, 1993, in Chesterfield, Mo. ... **brother, Andy, played at Mizzou in 2011-12.**

NCAA APPEARANCES: '44, '76, '78, '80, '81, '82, '83, '86, '87, '88, '89, '90, '92, '93, '95, '99, '00, '01, '02, '03, '09, '10, '11, '12, '13