



2015-16 UNIVERSITY OF MISSOURI MEN'S BASKETBALL GAME NOTES

2015-16 SCHEDULE

OVERALL: 9-16	HOME: 9-5	AWAY: 0-8	NEUTRAL: 0-3
DATE	OPPONENT	TV	SCORE/TIME (CT)
N 13 F	Wofford #	SECN +	W, 83-74
N 15 U	UMES #	SECN	W, 73-55
N 17 T	at Xavier (RV)	FS1	L, 78-66
N 23 M	vs. Kansas State &	ESPN2	L, 66-42
N 25 T	vs. Northwestern &	ESPN3	L, 67-62
D 1 T	Arkansas State	SECN	W, 88-78
D 4 F	Northern Illinois	SECN +	W, 78-71
D 9 W	Omaha	SECN	W, 85-78
D 13 U	at #13 Arizona	Pac-12 Net.	L, 88-52
D 19 S	NC State	SECN	L, 73-59
D 23 W	vs. Illinois %	ESPN2	L, 68-63
D 29 T	Arkansas-Pine Bluff	SECN +	W, 78-25
J 2 S	Savannah State	SECN +	W, 81-50
J 6 W	at Georgia *	SECN ^	L, 77-59
J 9 S	Auburn *	ESPN2	W, 76-61
J 12 T	Arkansas *	SECN ^	L, 94-61
J 16 S	at #19 South Carolina *	SECN ^	L, 81-72
J 20 W	Georgia *	SECN ^	L, 60-57
J 23 S	at #10 Texas A&M *	SECN ^	L, 66-53
J 27 W	at #20 Kentucky *	SECN ^	L, 88-54
J 30 S	Mississippi State *	SECN ^	L, 76-62
F 3 W	Ole Miss *	SECN ^	L, 76-73
F 6 S	at Alabama *	SECN ^	L, 80-71
F 10 W	at Vanderbilt *	SECN ^	L, 86-71
F 13 S	Tennessee *	SECN ^	W, 75-64
F 16 T	South Carolina *	SECN ^	6 p.m.
F 20 S	at Arkansas *	SECN ^	6:30 p.m.
F 23 T	at Ole Miss *	SECN ^	8 p.m.
F 27 S	Texas A&M *	ESPN2	3 p.m.
M 1 T	at LSU *	SECN ^	8 p.m.
M 5 S	Florida	SECN ^	6:30 p.m.

Bold denotes home // * denotes SEC game
 # - CBE HOF Classic Host Games (Mizzou Arena, Columbia, Mo.)
 & - CBE HOF Classic Championship Rounds (Sprint Center, Kansas City, Mo.)
 % - 35th Annual Braggins' Rights Game (Scottrade Center, St. Louis, Mo.)
 ^ - SEC Network broadcasts are additionally available through
 WatchESPN apps and the website, WatchESPN.com
 + - SEC Network + events are digitally exclusive events available on
 WatchESPN apps or WatchESPN.com

PROJECTED #MIZZOU LINEUP

 G 1 terrence PHILLIPS FR // 5-11 // 175 // ORANGE COUNTY, CALIF.	 G 15 wes CLARK JR // 6-0 // 180 // DETROIT, MICH.	 G 12 namon WRIGHT SO // 6-5 // 202 // LOS ANGELES, CALIF.	 F 24 kevin PURYEAR FR // 6-7 // 236 // BLUE SPRINGS, MO.	 F 44 ryan ROSBURG SR // 6-10 // 260 // CHESTERFIELD, MO.																																								
@FloorGeneral103 <table border="1"> <tr><th>PPG</th><th>RPG</th><th>APG</th><th>SPG</th></tr> <tr><td>7.7</td><td>3.7</td><td>3.2</td><td>1.4</td></tr> </table> <ul style="list-style-type: none"> 14 pts. (3-of-3 3PT) vs. Ole Miss Matched season-high with 16 points vs. Arkansas (Jan. 12) 88-4 record as Oak Hill starting PG 	PPG	RPG	APG	SPG	7.7	3.7	3.2	1.4	@Im_back_15 <table border="1"> <tr><th>PPG</th><th>RPG</th><th>APG</th><th>SPG</th></tr> <tr><td>9.8</td><td>3.0</td><td>2.9</td><td>0.9</td></tr> </table> <ul style="list-style-type: none"> Career-high 26 points at S. Car. 4 20-pt. games in 2015-16 Right elbow dislocation caused him to miss final 8 games of 2014-15 	PPG	RPG	APG	SPG	9.8	3.0	2.9	0.9	@kharyw <table border="1"> <tr><th>PPG</th><th>RPG</th><th>APG</th><th>SPG</th></tr> <tr><td>9.0</td><td>4.7</td><td>1.3</td><td>0.4</td></tr> </table> <ul style="list-style-type: none"> Career-high nine rebounds along with 16 points vs. Mississippi State Season-high 18 points in opening win vs. Wofford (Nov. 13) 	PPG	RPG	APG	SPG	9.0	4.7	1.3	0.4	@CallMe_KP24 <table border="1"> <tr><th>PPG</th><th>RPG</th><th>FG%</th><th>FT%</th></tr> <tr><td>11.5</td><td>4.6</td><td>48.8</td><td>80.9</td></tr> </table> <ul style="list-style-type: none"> Season-high 22 pts. at Alabama 10+ pts. in 17 of 25 games KC Star Metro Player of the Year as a senior at Blue Springs South 	PPG	RPG	FG%	FT%	11.5	4.6	48.8	80.9	@RyRos44 <table border="1"> <tr><th>PPG</th><th>RPG</th><th>FG%</th><th>MPG</th></tr> <tr><td>6.4</td><td>3.7</td><td>62.3</td><td>18.2</td></tr> </table> <ul style="list-style-type: none"> Career-high 24 pts. with 11 boards at Vandy (Feb. 10), first-ever dbl-dbl 64 career starts over the last 3.75 seasons (121 appearances) 	PPG	RPG	FG%	MPG	6.4	3.7	62.3	18.2
PPG	RPG	APG	SPG																																									
7.7	3.7	3.2	1.4																																									
PPG	RPG	APG	SPG																																									
9.8	3.0	2.9	0.9																																									
PPG	RPG	APG	SPG																																									
9.0	4.7	1.3	0.4																																									
PPG	RPG	FG%	FT%																																									
11.5	4.6	48.8	80.9																																									
PPG	RPG	FG%	MPG																																									
6.4	3.7	62.3	18.2																																									

PROJECTED SOUTH CAROLINA LINEUP

G 00 SINDARIUS THORNWELL (JR, 6-5, 215) 12.9 PPG // 4.9 RPG // 3.6 APG	G 15 PJ DOZIER (FR, 6-6, 200) 7.2 PPG // 3.4 RPG // 1.9 APG	F 24 MICHAEL CARRERA (SR, 6-5, 214) 14.6 PPG // 7.3 RPG // .500 FG%	F 25 MINDAUGAS KACINAS (SR, 6-7, 229) 10.0 PPG // 5.5 RPG // .513 FG%	F 30 CHRIS SILVA (FR, 6-9, 220) 5.9 PPG // 4.6 RPG // 0.9 BPG
----------------------------------------------------------------------------------	-----------------------------------------------------------------------	-------------------------------------------------------------------------------	---------------------------------------------------------------------------------	-------------------------------------------------------------------------

GAME
26

MIZZOU TIGERS (9-16, 2-10) VS. SOUTH CAROLINA GAMECOCKS (21-4, 8-4)

TUESDAY, FEB. 16, 2016 // 6 P.M. (CT) // MIZZOU ARENA (15,061) // COLUMBIA, MO.

@MIZZOUHOOPS

9-16 (2-10)

OVERALL		SEC
PTS / GAME	67.8	65.3
PTS ALLOWED / GAME	71.2	75.8
FG %	42.0	39.6
FG DEFENSE %	42.2	45.8
3-PT FG %	29.7	25.9
3-PT FG DEFENSE %	34.1	34.8
REB / GAME	35.2	34.2
REB ALLOWED / GAME	36.7	38.1
OVERALL LEADING SCORER	PURYEAR (11.5)	
OVERALL LEADING REBOUNDER	WRIGHT (4.7)	

HEAD COACH..... Kim Anderson (Missouri, '79, '81)
SCHOOL RECORD..... 18-39 (2nd season)
CAREER RECORD..... 292-134 (14th season)
COACHING RECORD VS. S. CAROLINA..... 0-3

SERIES INFORMATION

ALL-TIME SERIES..... 3-3 Tied
IN COLUMBIA, MO..... 2-0 Mizzou
IN COLUMBIA, SC..... 2-1 S. Carolina
NEUTRAL SITE..... 1-0 S. Carolina
LAST MEETING..... L, 81-72
 Jan. 16, 2016 (Columbia, S.C.)

FOLLOW #MIZZOU

ON TELEVISION..... SEC Network
 6:01 p.m. CT
 Tom Hart (Play-by-Play)
 John Pelfrey (Analyst)
 Trevor Towle (Producer)

ON RADIO..... Tiger Radio Network
 Mike Kelly (Play-by-Play)
 Gary Link (Analyst)
 Matt Winegardner (Engineer)

ONLINE..... @MizzouHoops
 MUTigers.com
 Mizzou.Statbroadcast.com

@GAMECOCKMBB

21-4 (8-4)

OVERALL		SEC
PTS / GAME	77.4	73.5
PTS ALLOWED / GAME	69.6	74.0
FG %	43.4	41.9
FG DEFENSE %	39.7	42.3
3-PT FG %	34.9	31.3
3-PT FG DEFENSE %	36.1	38.5
REB / GAME	41.6	40.0
REB ALLOWED / GAME	33.3	34.2
OVERALL LEADING SCORER	CARRERA (14.6)	
OVERALL LEADING REBOUNDER	CARRERA (7.3)	

HEAD COACH..... Frank Martin (FIU, '93)
SCHOOL RECORD..... 66-58 (4th season)
CAREER RECORD..... 183-111 (9th season)
COACHING RECORD VS. MISSOURI..... 9-7

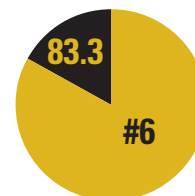
#ZOUNOTES

- Mizzou Men's Basketball (9-16, 2-10) continues Southeastern Conference action at Mizzou Arena with South Carolina (21-4, 8-4) on Tuesday, Feb. 16, with a 6 p.m. tipoff on the SEC Network.
- Head coach **Kim Anderson's** program is coming off one of the biggest games of the 2015-16 season, and not simply because Mizzou defeated Tennessee, 75-64 (Feb. 13). The first-ever #RallyForRhyhan Game raised more than \$50,000 dollars for pediatric cancer research in honor of assistant coach **Brad Loos'** 5-year old daughter, Rhyhan, who continues her fight against neuroblastoma.
- Senior forward **Ryan Rosburg** has put together the greatest three-game stretch of his career, averaging 20.7 points per game and scoring the first two 20-point games of his career.
- Rosburg recorded a career-high 24 points and 11 rebounds at Vanderbilt (Feb. 10) for his first career double-double.
- Freshman forward **Kevin Puryear** scored 17 points vs. Tennessee and leads the Tigers in scoring with his 11.5 points per game.

#ZOUSTATS

20.7

Senior forward **Ryan Rosburg** has averaged 20.7 points per game in Mizzou's last three games, which included a career-high 24 points at Vanderbilt.



Freshman forward **Kevin Puryear** ranks sixth in the SEC for his free throw percentage in conference games, hitting on 83.3 percent of his attempts (35-of-42). Additionally, sophomore guard **Namon Wright** is 10th with his 80.0-percent success rate (40-of-50).

QUICK FACTS

INSTITUTIONAL INFORMATION

Location _____ Columbia, Mo.
 Founded: _____ 1839
 Enrollment: _____ 35,050
 Nickname: _____ Tigers
 Colors: _____ Old Gold and Black
 Arena (Capacity): _____ Mizzou Arena (15,061)
 Conference: _____ Southeastern
 Interim System President: _____ Mike Middleton
 Phone _____ 573-882-2011
 Interim Chancellor: _____ Hank Foley
 Phone: _____ 573-882-3387
 Director of Athletics: _____ Mack Rhoades
 Department Phone: _____ 573-882-6501
 Ticket Office Phone: _____ 573-884-7297
 _____ 800-228-7297

THE MIZZOU TIGERS

Head Coach: _____ Kim Anderson (Second season)
 _____ University of Missouri, 1979, '81
 Missouri Record _____ 18-39 (2nd season)
 Overall Record: _____ 292-134 / .685 (14th season)
 Assistant Coaches: _____ Rob Fulford (Second season)
 _____ Brad Loos (Second season)
 _____ Corey Tate (First season)
 Special Assistant to the Head Coach _____
 _____ Steve Shields (First season)
 Basketball Operations: _____ Paul Rorvig
 _____ (Second season)
 Basketball Performance: _____ Matt Herring
 _____ (Second season)
 Operations Assistant _____ John Poettgen
 Graduate Assistants: _____ Brett Anderson
 _____ Jon Gilliam
 2014-15 Record: _____ 9-23
 SEC Record (Finish): _____ 3-15 (14th)
 Starters Returning / Lost: _____ 3/2
 Lettermen Returning / Lost: _____ 6/5

STRATEGIC COMMUNICATIONS

Senior Assoc. Athletics Director: _____ Ryan Bradley
 Office Phone _____ 573-882-9805
 E-Mail: _____ bradleyry@missouri.edu
 Associate Athletics Director: _____ Chad Moller
 Office Phone: _____ 573-882-0712
 E-Mail: _____ mollerc@missouri.edu
Men's Basketball Contact: _____ Patrick Crawford
Office Phone: _____ 573-882-2531
E-Mail: _____ crawfordpa@missouri.edu
 Associate Director: _____ Kate Lakin
 Assistant Director: _____ Shawn Davis
 Assistant Director: _____ Tyler Koonce
 Assistant Director: _____ Andy Oldenburg
 Web Coordinator: _____ Kevin Fletcher
 Digital Media: _____ Ali Fisher
 Associate (Secondary Contact): _____ Andrew Melroe
 E-Mail: _____ melroea@missouri.edu
 Twitter/Instagram _____ @MizzouHoops
 Website: _____ mutigers.com

Pro-nun-SEE-A-shun GUIDE

Kevin Puryear _____ Per-YEAR
 Namon Wright _____ NAY-mun

KIM ANDERSON



HOMETOWN
 Sedalia, Mo.
HIGH SCHOOL
 Smith-Cotton
TWITTER
 @CoachAndersonMU
FAMILY
 Wife, Melissa
 Son, Ryan
 Son, Brett

In his second season leading the Mizzou Men's Basketball program, head coach **Kim Anderson** continues to turn the Tigers in the right direction, both on and off the court. With five newcomers on the 2015-16 roster that his staff personally recruited, Anderson hopes a higher comfort level and familiarity amongst his squad will translate into better team basketball. The Tigers already did their part in the offseason, posting the highest summer session grade point average for a Mizzou team in more than five seasons.

The Tiger leader took on the role of architect during the summer of 2014, beginning with establishing an identity for the Mizzou program. It would be built to last, with sturdy roots of character, discipline and competitiveness to reignite the passion of the many Black & Gold fans who clamor into Mizzou Arena. The first step was finding student-athletes, so Anderson and his staff brought in five freshmen and a graduate transfer for a total of six new faces. The following step was to get the newcomers and returning players to work as a team, which is not as simple of a process as it sounds.

Anderson knew sustained success could start with bumps in the road, and as the inexperience and unfamiliarity between his Tigers began to show down the stretch of the 2014-15 season, it became clear that changes would need to be made. Following Mizzou's 9-23 season, Anderson made it known what he and his staff's focuses would be going forward into the offseason. For the offseason, the Tiger coaching staff emphasized academic achievement, staff efficiency, athletic performance, team chemistry and a targeted recruiting focus.

2015-16 MIZZOU ROSTER

#	Name	Ht.	Wt.	Pos.	Yr.	Exp.
1	Terrence Phillips	5-11	175	G	Fr.	HS
	Orange County, Calif. / Oak Hill Academy (Va.) Note: 88-4 record as starting point guard at Oak Hill					
4	Tramaine Isabell	6-0	178	G	So.	1L
	Seattle, Wash. / Garfield H.S. Note: Multiple assists in eight games in 14-15					
5	D'Angelo Allen	6-7	216	F	So.	1L
	Dallas, Texas / Kimball H.S. Note: Started last 8 games of 14-15 season					
10	K.J. Walton	6-3	197	G	Fr.	HS
	Brownsburg, Ind. / Brownsburg H.S. Note: Former 103rd-ranked <i>Rivals.com</i> prospect					
11	Jimmy Barton	5-9	160	G	R-So.	RS
	St. Louis, Mo. / DeSmet Jesuit H.S. / Houston Baptist Note: Walk-on with 13 games at H-Baptist in 13-14					
12	Namon Wright	6-5	202	G	So.	1L
	Los Angeles, Calif. / Pacific Hills Note: Averaged 13.6 PPG in last five games of 14-15					
13	Trevor Glassman	6-3	200	G	Jr.	TR
	Bedford, N.H. / New Hampton School / Manhattan Note: Walk-on, sitting out the 2015-16 season after transfer					
15	Wes Clark	6-0	180	G	Jr.	2L
	Detroit, Mich. / Romulus H.S. Note: Returns after season-ending inj. to right elbow					
21	Jordan Barnett	6-7	215	F	So.	TR
	St. Louis, Mo. / Christian Brothers College HS / Texas Note: Midseason transfer, sitting out until 2016-17					
23	Jakeenan Gant	6-8	212	F	So.	1L
	Springfield, Ga. / Effingham County Note: Won Mizzou's annual Black & Gold dunk contest					
24	Kevin Puryear	6-7	236	F	Fr.	HS
	Blue Springs, Mo. / South H.S. Note: 20.1 pts., 7.8 reb. per game as a senior					
25	Russell Woods	6-8	225	F	Jr.	JC
	Chicago, Ill. / Simeon High School / John A. Logan College (Ill.) Note: 14.1 pts., 7.2 reb. per game at JUCO in 14-15					
32	Adam Wolf	6-7	202	F	Fr.	HS
	Beaver Dam, Wis. / Beaver Dam H.S. Note: Walk-on who avg. 17.0 pts. per game as senior					
33	Cullen VanLeer	6-4	200	G	Fr.	HS
	Pacific, Mo. / Pacific H.S. Note: 23.5 pts., 7.3 reb. per game as a senior					
44	Ryan Rosburg	6-10	260	F	Sr.	3L
	Chesterfield, Mo. / Marquette H.S. Note: 64 career starts at Mizzou. 121 career app.					



Back Row: Trainer Pat Beckmann, Graduate Assistant Jon Gilliam, Special Assistant to the Head Coach Steve Shields, Athletic Performance Coach Matt Herring, Director of Basketball Operations Paul Rorvig, Head Coach Kim Anderson, Assistant Coach Corey Tate, Assistant Coach Brad Loos, Assistant Coach Rob Fulford, Operations Assistant John Poettgen, Graduate Assistant Brett Anderson.

Front Row: Russell Woods (25), Kevin Puryear (24), Terrence Phillips (1), Wes Clark (15), K.J. Walton (10), Jimmy Barton (11), Tramaine Isabell (4), Cullen VanLeer (33), Namon Wright (12), Adam Wolf (32), D'Angelo Allen (5), Ryan Rosburg (44), Jakeenan Gant (23).

NCAA APPEARANCES: '44, '76, '78, '80, '81, '82, '83, '86, '87, '88, '89, '90, '92, '93, '95, '99, '00, '01, '02, '03, '09, '10, '11, '12, '13

NOTEWORTHY NOTES

LAST TIME OUT

- Mizzou (9-16, 2-10 SEC) defeated Tennessee (12-13, 5-7 SEC), 75-64, on Saturday, Feb. 13, to take the lead in the all-time series between the two programs, 6-5.
- Senior forward **Ryan Rosburg** scored 21 points in the game, the third-straight game he has scored in double digits and the sixth time overall this season.
- Over his last three games, Rosburg is averaging 20.7 points and 7.7 rebounds per game. Rosburg has made seven, nine and eight field goals in his last three games, respectively, after not making more than six field goals in a game before that point.
- Rosburg tied a career-high with two blocks, the 10th time in his career he has had two blocks in a game.
- The Tigers shot 73.3 percent from the free throw line (22-of-30), the 14th time this season Mizzou has shot better than 70 percent from the charity stripe.
- Freshman forward **Kevin Puryear** sank two three-pointers in the game, the second time in three games he has made multiple three-pointers in a game.
- Puryear had 17 points, reaching double-digit scoring for the 17th time in 25 games.
- Freshman guard **Terrence Phillips** had five assists in the game, the sixth time this season he has had five or more assists in a game.
- The Tigers improved to 9-5 at Mizzou Arena, 9-0 when leading at the half (38-27), 4-0 when shooting at least 50 percent, and 8-2 when outrebounding the opponent (41-26).
- A total of 10,536 were in attendance for the game, the largest home crowd of the year at Mizzou Arena.

PURYEAR JOINS PROLIFIC GROUP OF ALL-TIME MIZZOU FRESHMEN

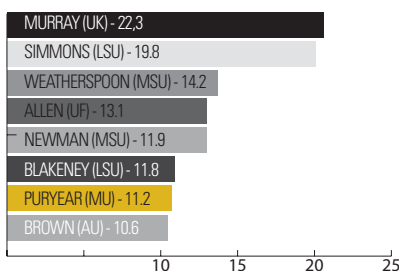
- Mizzou freshman forward **Kevin Puryear** dropped 17 points on Tennessee (Feb. 13), notching his 17th game of double-figure scoring of his debut season wearing the Black & Gold.
- The effort vaulted Puryear into Mizzou's all-time Top 10 for freshman class scoring. His 288 points rank 10th, just three points from matching **Keon Lawrence** (291, 2006-07) and nine points from **Arthur Johnson** (297, 2000-01).

ROSBURG NOT GOING QUIETLY INTO THE NIGHT

- Mizzou senior forward **Ryan Rosburg** unfortunately knows the date of his final game as a Tiger when his squad plays Florida on Saturday, March 5. That hasn't deterred Rosburg in recent games, as the senior Tiger has reset his career scoring mark twice in the last three games for Mizzou.
- Since Mizzou Athletics announced it would self-impose a postseason ban this season on Jan. 13, Rosburg has admirably played some of the best basketball of his career.
- Rosburg has scored in double digits on five different occasions since Jan. 13, including a career-high 24 points with a season-best 11 rebounds at Vanderbilt (Feb. 10) for his first career double-double.
- Rosburg followed up his career-best game at Vanderbilt with another 20-point effort vs. Tennessee (Feb. 13), scoring 21 points on efficient 8-of-9 shooting from the field.
- Over the last nine games, Rosburg has averaged 11.1 points and 4.1 rebounds per game. Rosburg held a season scoring average of 3.6 points per game prior to the game at South Carolina (Jan. 16).**

PURYEAR STANDING TALL WITH FELLOW SEC FRESHMEN

- Mizzou freshman forward **Kevin Puryear** has averaged 11.2 points per game during the Tigers' conference schedule - the highest mark on head coach **Kim Anderson's** squad.
- Puryear is one of eight freshmen in the conference to average double digit scoring in SEC action thus far.
- Puryear ranks fifth in the SEC for freshman scoring average in overall games with his 11.5 points per game.



LAST TIME AGAINST SOUTH CAROLINA

- Mizzou battled No. 19 South Carolina down the stretch, but could not finish the comeback, dropping an 81-72 result on Jan. 16 at Colonial Life Arena. Junior guard **Wes Clark** reset his career-high scoring mark, recording 26 points on 10-of-16 shooting.
- Mizzou shot 49.1 percent (28-of-57) from the field in the game, with two halves with 14 field goals.
- Clark led the Tigers in points, rebounds and assists, contributing six boards and eight dimes to go along with 26 points. Clark's eight assists were a season-high.

BY THE NUMBERS

13

Mizzou has the 13th-youngest roster in all of Division I basketball this season, according to Ken Pomeroy (kenpom.com). Head coach Kim Anderson's team ranks 339 out of 351 teams in terms of experience.

5

Mizzou has five scholarship newcomers, including four talented freshmen and an experienced JUCO transfer. In total, the squad features eight freshmen/sophomores out of its 12 allocated scholarships.

84

Mizzou outscored its final two nonconference opponents, Arkansas-Pine Bluff and Savannah State, by a combined 84 points.

#ZOUSTATS

FRESHMAN CLASS ALL-TIME SCORING LEADERS

Name	Season	Points
1. Steve Stipanovich	1979-80	445
2. Derrick Chievous	1984-85	418
3. Nathan Buntin	1986-87	402
4. Kelly Thames	1993-94	391
5. Anthony Peeler	1988-89	362
6. Doug Smith	1987-88	338
7. Kareem Rush	1999-00	323
8. Arthur Johnson	2000-01	297
9. Keon Lawrence	2006-07	291
10. Kevin Puryear	2015-16	288

#ZOUSTATS

FRESHMEN WITH 200 POINTS, 100 REBOUNDS

Name (Year)	Pts.	Reb.
Kevin Puryear (2015-16)	288	114
Johnathan Williams III (2013-14)	204	227
Jimmy McKinney (2002-03)	274	120
Arthur Johnson (2000-01)	297	257
Kelly Thames (1993-94)	391	228
Anthony Peeler (1988-89)	362	134
Doug Smith (1987-88)	338	197
Nathan Buntin (1986-87)	402	165
Derrick Chievous (1984-85)	418	170
Steve Stipanovich (1979-80)	445	199
Curtis Berry (1977-78)	203	140
Stan Ray (1975-76)	283	258

MOVIE SCOUTING REPORT FOR SOUTH CAROLINA

ZOMBIELAND (2009)

Senior forward **Mindaugas Kacinas** has averaged a team-high 2.2 offensive rebounds per game this season.

NOW YOU SEE ME (2013)

Junior guard **Duane Notice** has averaged 4.8 three-point field goal attempts per game for the Gamecocks.

THE HUNGER GAMES (2012)

Senior forward **Laimonas Chatkevicius** has averaged 1.0 blocks per game for the Gamecocks, a team-best.

#ZOUSTATS

CAREER NUMBERS VS. SOUTH CAROLINA

	GP	FG-A	3PT-A	FT-A	REB	A	TO	BK	ST	TP
Clark	3	15-29	6-13	6-7	10	13	6	0	0	42
	GP	FG-A	3PT-A	FT-A	REB	A	TO	BK	ST	TP
Rosburg	6	14-18	0-0	3-11	9	2	1	5	0	31
	GP	FG-A	3PT-A	FT-A	REB	A	TO	BK	ST	TP
Allen	3	7-10	3-3	1-1	10	3	1	0	1	18
	GP	FG-A	3PT-A	FT-A	REB	A	TO	BK	ST	TP
Wright	2	6-18	3-10	2-3	6	4	5	0	2	17
	GP	FG-A	3PT-A	FT-A	REB	A	TO	BK	ST	TP
Gant	3	7-13	0-0	2-3	8	0	3	1	1	16
	GP	FG-A	3PT-A	FT-A	REB	A	TO	BK	ST	TP
Isabell	2	4-13	0-4	2-2	1	4	5	1	2	10

#RALLYFORRHYAN



Mizzou Athletics was pleased to announce that more than \$50,000 was raised for pediatric cancer research from Mizzou Men's Basketball's #RallyForRhyan Game vs. Tennessee on Saturday, Feb. 13.

The combined amount of t-shirt sale proceeds and cash donations at the door was raised in honor of assistant coach **Brad Loos'** 5-year-old daughter, **Rhyan**, who continues her fight against neuroblastoma. Rhyan was diagnosed with the rare form of pediatric cancer in October.

"I am so thankful for everything that everybody's done," Brad Loos said. "Thank you doesn't do it justice. I'm happy for the way the day went. I'm happy for the win. I am thrilled by the amount of money we raised. I am really happy for our guys. They have been working really hard and deserved a win."

A season-high 10,536 fans came to Mizzou Arena to see the Tigers win 75-64, predominantly clad in Gold in support of pediatric cancer awareness, as well as in conjunction with Mizzou's Gold Rush Game. Fans were granted free general admission at the gate with a cash donation of any amount, which led to \$35,726 in monetary donations on Saturday.

In cooperation with the Tiger Team Store, more than 1,300 #RallyForRhyan t-shirts were sold for more than \$15,000 in proceeds.

Additionally, Mizzou Athletics and the University of Missouri's Greek Community partnered to provide contests to chapters for both best attendance and best fundraising efforts. Chapters recognized for best attendance marks were: Pi Beta Phi, Beta Theta Pi and Alpha Kappa Lambda. Chapters honored for best fundraising efforts were: Zeta Tau Alpha, Delta Tau Delta and ACACIA.

The Tiger Team Store will continue selling #RallyForRhyan t-shirts, with proceeds donated towards pediatric cancer awareness, throughout the month of February in-store and online.



NCAA APPEARANCES: '44, '76, '78, '80, '81, '82, '83, '86, '87, '88, '89, '90, '92, '93, '95, '99, '00, '01, '02, '03, '09, '10, '11, '12, '13

NOTEWORTHY NOTES (CONT.)

MORE ABOUT SOUTH CAROLINA

- ▶ South Carolina (21-4, 8-4) is currently ranked 23rd in the *USA Today*/Coaches Top 25 Poll and has won three of its last five games, but dropped an 89-62 result against No. 22 Kentucky on Feb. 13.
- ▶ Senior forward **Michael Carrera** leads head coach **Frank Martin**'s group in scoring with his 14.6 average in overall games. He additionally leads the Gamecocks in rebounding at 7.3 boards per game.
- ▶ Against Kentucky on Feb. 13, Carrera scored 25 points and pulled down 10 rebounds for a double-double effort.
- ▶ In overall games, four Gamecocks have averaged double-digit scoring marks, including Carrera, junior guard **Sindarius Thornwell** (12.9), junior guard **Duane Notice** (11.0) and senior forward **Mindaugas Kacinas** (10.0).

PURYEAR STANDING OUT AMONG MIZZOU FRESHMEN, ALL-TIME

- ▶ Mizzou freshman forward **Kevin Puryear**'s scored 22 points, a season-high, and grabbed six rebounds at Alabama (Feb. 6), becoming the 12th freshman in program history to record a 200-point, 100-rebound debut season.
- ▶ Puryear is just the second Mizzou freshman in 12 seasons to accomplish the feat. As a freshman in 2013-14, forward Johnathan Williams III recorded 204 points and 227 rebounds.
- ▶ Since the 1993-94 season, only five Mizzou freshmen have posted at least 200 points and 100 rebounds in a season.

CLARK VERY CHARITABLE

- ▶ Junior guard **Wes Clark** was impressive at the free throw line vs. Ole Miss (Feb. 3), sinking a perfect 10-of-10 from the charity stripe en route to 20 points.
- ▶ Clark's performance was especially significant, as he was the first Tiger to shoot perfectly from the free throw line with a minimum of 10 attempts since the 2013-14 season. Jordan Clarkson hit 11-of-11 vs. Vanderbilt on Feb. 19, 2014, while Jabari Brown made 10-of-10 vs. UCLA on Dec. 7, 2013.

WRIGHT WENT TO BOARDING SCHOOL

- ▶ No Tiger has improved on the glass like sophomore guard **Namon Wright**, who narrowly missed his first career double-double with 16 points and nine rebounds against Mississippi State (Jan. 30). The nine boards were a career-high.
- ▶ Wright followed up his nine-board game against the Bulldogs with eight rebounds vs. Ole Miss (Feb. 3). He has snagged five or more rebounds in four of the last six games.
- ▶ Wright, averaging 4.7 rebounds per game this season, has more than doubled his rebounds-per-game average from his freshman campaign (2.3). The Tiger has 118 rebounds through 25 games after securing 69 in 30 games last season.

STEAL OUR HEARTS, TERRENCE

- ▶ There is a lot to love about freshman guard **Terrence Phillips**' aggressive style of play, especially on the defensive end. His 36 steals over Mizzou's 25 games leads the squad.
- ▶ Phillips put forth a defensive gem vs. Ole Miss (Feb. 3), recording a season-high five steals.

DIGGING IN AT THE LINE

- ▶ Mizzou has seen improvement at the free throw line this season, shooting 71.0 percent (400-of-563) thus far in the 2015-16 campaign. Three Tigers are currently shooting better than 75.0-percent from the line.
- ▶ All four of Mizzou's top four overall scorers are the squad's top four marksmen at the free throw line. Junior guard **Wes Clark** is shooting 83.3 percent (55-of-66), freshman forward **Kevin Puryear** is shooting 80.9 percent (76-of-94), sophomore guard **Namon Wright** is shooting 77.8 percent (77-of-99) and freshman guard **Terrence Phillips** is hitting on 74.1 percent (40-of-54).
- ▶ Last season, Mizzou finished with a 66.0-percent FT mark, with only two Tigers shooting above the 75.0-percent mark.

WELCOME HOME, JORDAN BARNETT

- ▶ Head coach **Kim Anderson** announced on Jan. 19, that former Texas forward **Jordan Barnett**, a St. Louis, Mo., native and former standout at Christian Brothers College High School, had transferred to Missouri and joined the program.
- ▶ In his last game inside Mizzou Arena, Barnett scored 43 points, grabbed 20 rebounds and blocked three shots to lead CBC to an 86-77 overtime win over Hickman to claim the 2014 Missouri Class 5 State Championship. He averaged 20.8 points and 8.2 rebounds per game as a senior.
- ▶ Barnett (6-7, 215 pounds) will sit out as part of his transfer requirements for a year-long period and be eligible to play in the second half of the 2016-17 season as a junior.
- ▶ Barnett was widely considered one of the country's Top 100 players coming out of high school, as he was ranked 70th overall by *Rivals.com* and 86th by *ESPN.com*. He was named the *St. Louis Post-Dispatch*'s All-Metro Player of the Year at the conclusion of his final prep campaign.

CLARK CAREER GAME

- ▶ Junior guard **Wes Clark** had himself a day at No. 19 South Carolina (Jan. 16), recording his third 20-point game in a seven-game span with his career-high 26 points. Clark has reached 20 points or more four times during the 2015-16 season.
- ▶ Prior to the hot seven-game stretch for Clark (Dec. 23-Jan. 16), the Tiger guard was averaging 7.7 points per game.
- ▶ Clark reset his previously established personal scoring mark with 22 points vs. Savannah State (Jan. 2).
- ▶ Clark has led Mizzou in scoring six times this season, surpassing his five games doing so over last season.

#ZOU STATS

FASTEST FRESHMEN TO 200 POINTS

Name (Year)	Gm.	Pts.	Final
Steve Stipanovich (1979-80)	13	203	445
Kareem Rush (1999-2000)	15	218	323
Nathan Buntin (1986-87)	15	212	402
Doug Smith (1987-88)	17	207	338
Derrick Chievous (1984-85)	17	203	418
Kevin Puryear (2015-16)	18	207	- - -
Kelly Thames (1993-94)	18	201	391
Stan Ray (1975-76)	21	208	283
Anthony Peeler (1988-89)	21	203	362
Keyon Dooling (1998-99)	22	203	243
Arthur Johnson (2000-01)	23	204	297
Keon Lawrence (2006-07)	24	214	291
Jimmy McKinney (2002-03)	25	211	274

#ZOU STATS

SHOOTING 50 PERCENT OR BETTER IN A HALF UNDER KIM ANDERSON

Team (Date)	FG-A	Pct.	Half
Valparaiso (11-16-14)	14-26	52.8	2nd
Oral Roberts (11-19-14)	12-19	63.2	2nd
SEMO (12-2-14)	10-20	50.0	1st
SEMO (12-2-14)	12-24	50.0	2nd
Elon (12-11-14)	13-22	59.1	1st
Lipscomb (1-3-15)	12-24	50.0	1st
at Texas A&M (1-21-15)	12-23	52.2	1st
Mississippi State (2-14-15)	14-28	50.0	2nd
at Arkansas (2-18-15)	15-27	55.6	2nd
Florida (2-24-15)	9-18	50.0	2nd
Wofford (11-13-15)	17-31	54.8	1st
Wofford (11-15-15)	11-19	57.9	2nd
Arkansas State (12-1-15)	18-34	52.9	1st
Northern Illinois (12-4-15)	18-28	64.3	2nd
Omaha (12-9-15)	14-28	50.0	1st
Savannah State (1-2-16)	17-24	70.8	1st
at South Carolina (1-16-16)	14-28	50.0	1st
Ole Miss (2-3-16)	13-26	50.0	2nd
Tennessee (2-13-16)	11-21	52.4	1st
Tennessee (2-13-16)	13-23	56.5	2nd

NOTEWORTHY NOTES (CONT.)

PEARL COMES AWAY IMPRESSED WITH MIZZOU

► Mizzou came out swinging against Auburn in its Southeastern Conference home opener (Jan. 9), taking a 15-point halftime lead that was the Tigers' largest lead at the break in a league game since the 2013-14 season (38-22 vs. South Carolina, Jan. 25, 2014). Auburn head coach Bruce Pearl had the following to say postgame:



BRUCE PEARL

Auburn Head Coach on Saturday, Jan. 9

On Mizzou's performance...

"I thought Missouri played well, they're a talented team. They have a lot of good young talent, 10 guys who played double digit minutes and five guys in double digit scoring. They have great balance, we got beat 40-5 off the bench. They play better at home because they're a young team and they'll beat people in here."

FRESHMEN CAN FIND THE LINE

- Both **K.J. Walton** and **Kevin Puryear** have posted 9-of-10 games from the free throw line this season, both marks that tie for the second-best free-throw shooting performances of the season for Mizzou.
- Puryear hit on 9-of-10 from the charity stripe in recent action at Georgia (Jan. 6), while Walton accomplished the feat vs. Maryland-Eastern Shore (Nov. 15).

FINISHED NONCONFERENCE IN STYLE

- Mizzou finished its nonconference schedule the way it should with big victories over visitors to Mizzou Arena, first with the 53-point win (78-25) over Arkansas-Pine Bluff (Dec. 29). That win was the Tigers largest margin of victory over an opponent since defeating Central Arkansas by the same amount in a 116-63 win in 2010.
- The 25 points allowed by the Tigers in that victory were the fewest ever allowed by a Mizzou team inside Mizzou Arena and the fewest by a Mizzou team since Jan. 3, 1947, against Iowa State when Mizzou won, 36-25.
- Mizzou also held UAPB to an all-time opponent low 15.4-percent field goal shooting mark. The previous was 18.3-percent by UAPB in 1998.
- The Tigers defeated Savannah State, 81-50, for a 31-point victory on Jan. 2, bringing Mizzou's two-game stretch to a whopping 84-point differential. That 84-point differential was Mizzou's largest since outscoring its opponents by 99 points in games vs. Texas Pan-American (100-44, Nov. 22, 2009) and Chattanooga (99-56, Nov. 24, 2009).

PSYCHO REBOUNDING

- Mizzou has worked to establish itself on the boards as a noticeably shorter squad. In fact, **the Tigers rank 267th in all of Division I basketball in average height** with a roster average of 76.2 inches, or 6 feet, 3.5 inches (according to Ken Pomeroy).
- The Tigers recorded the second +10 rebounding margin game of the Kim Anderson Era against Illinois (Dec. 23), 43-32 (+11).
- Mizzou followed that up with its first 50-rebound game in more than two seasons. The Tigers racked up 56 rebounds against Arkansas-Pine Bluff (Dec. 29). The last time Mizzou grabbed 50 or more rebounds was on Feb. 9, 2013, with 50 vs. Ole Miss.
- Anderson's group recorded the fourth +10 rebounding margin game of his tenure with a 41-26 edge (+15) over Tennessee en route to the 75-64 win on Feb. 13.

ALWAYS BETTER TO GIVE

- Mizzou recorded 19 assists (on 27 field goals) as a team in the 78-25 win vs. Arkansas-Pine Bluff (Dec. 29), the highest total of assists in the Kim Anderson era.
- Anderson's squad reached 18 assists (on 28 field goals) earlier in the season vs. Northern Illinois (Dec. 4).
- The Tigers had previously posted 18 assists or more with 19 against Mississippi State on March 1, 2014.

THREE 2016 SIGNEES SECURED FOR ANDERSON'S SQUAD

- A 6-6 small forward, **Willie Jackson** (Cleveland, Ohio) has been electric for Garfield Heights High School, averaging 18.0 points, 14.0 rebounds and 5.0 assists per game and helping head coach Sonny Johnson's group to a 24-4 record as a junior in 2014-15.
- Standing 6-9, **Reed Nikko** (Maple Grove, Minn.) powered Maple Grove High School to a 23-4 record last season while averaging 9.6 points, 6.5 rebounds and 2.4 blocks per game for head coach Nick Schroeder.
- A 6-9 forward, **Mitchell Smith** (Van Buren, Ark.) scored in bunches for Van Buren head coach Randy Loyd, averaging 18.1 points and 7.6 rebounds per game as a junior.

OFFSEASON FOCUSED ON BUILDING TEAM CHEMISTRY

- Head coach **Kim Anderson** knew the 2015 offseason was an important one in regards to fostering a stronger bond amongst his squad. Team activities that the Tigers participated in during the spring and summer included: hospital visits, bowling, flag football, Saturday tailgates before Mizzou Football games and team picnics.
- Anderson also commissioned Missouri National Guard's Camp Clark to teach leadership and communication skills to the Tigers in late September.
- Mizzou spent the weekend (Sept. 26-27) at Camp Clark (near Nevada, Mo.) learning from Captain Travis Miller's specialized crew of instructors, all active National Guardsmen.
- Activities included obstacle course and communication challenges, proper tactical and weapon operation, Humvee rollover training and paintball.

OUTSTANDING SUMMER IN THE CLASSROOM

- Head coach **Kim Anderson's** 2015-16 squad posted one of the program's highest summer session grade point averages in recent history.
- This season's Tigers group was the first to record a summer session GPA above the 3.0 mark in more than five years.

PROGRAM MOVING FORWARD

MISSOURI ANNOUNCES DETAILS OF NCAA REVIEW

- It was announced on Jan. 13, that for the past nineteen months, the University of Missouri had worked collaboratively with the NCAA enforcement staff to review potential violations in its men's basketball program. In December 2013, the NCAA enforcement staff received information regarding potential violations involving a then men's basketball student-athlete. A verbal notice of inquiry was provided to the institution on April 14, 2014.
- Mizzou is in agreement with the NCAA that five violations did occur and will work with the NCAA to bring closure to the issue through the NCAA Summary Disposition process.
- The violations originated under the tenure of the previous men's basketball staff and there is no evidence that any current staff members were aware of the violations.** Though self-imposing a postseason ban for this season is difficult for Missouri's student-athletes, the program's coaches and supporters, it is an appropriate measure in holding the institution accountable and is consistent with the NCAA penalty structure for these levels of violations.
- Because the NCAA enforcement process is ongoing, the university cannot provide additional details at this time regarding the violations or the sanctions.



HANK FOLEY

Statement from the University of Missouri's Chancellor on Wednesday, Jan. 13

"The University of Missouri has high expectations for every member of our community, including our faculty, staff and students, and those same expectations are applied to those who support our endeavors. It is clear from our collaborative investigation with the NCAA that a former member of our athletics staff and members of our donor community violated NCAA bylaws and we take those actions seriously. We have an obligation to adhere to all NCAA and SEC rules as a member institution and we will continue to improve our education and oversight to ensure that we compete with integrity."



MACK RHOADES

Statement from Missouri's Director of Athletics on Wednesday, Jan. 13

"We have already taken many proactive steps to address concerns, including appropriate self-imposed sanctions. We will win at Missouri and do so with integrity and class. I am satisfied the University fully cooperated with the NCAA and will continue to do so. We must do better and we will. Our working relationship with the current men's basketball staff is strong and I am confident in their commitment to upholding our standards and values for Missouri Athletics."



KIM ANDERSON

Statement from Missouri's Head Coach on Wednesday, Jan. 13

"We are obviously very disappointed that the actions of a few individuals have put our program in this situation. However, I am appreciative to Mack Rhoades and our staff for their guidance and support throughout this process. I hurt for our kids more than anything and for our only senior Ryan Rosburg in particular, but I am confident we will overcome this and be stronger as a team and as a staff because of it. We are committed to representing this great university and state with honor and integrity and that's what we are going to do."



RYAN ROSBURG

Remarks from Missouri's senior forward on Wednesday, Jan. 13

"We still have 15 games left. A lot of chances to win and improve. I'm not naive. I want to help these other guys for the next years, too. I'm going to do everything I can as a leader and as a senior."



KEVIN PURYEAR

Remarks from Missouri's freshman forward on Wednesday, Jan. 13

"I was pretty disappointed with the news today. But as basketball team, we're going to stay together and move on. We still have a lot of season left, so we're going to continue playing and never give up."



TERRENCE PHILLIPS

Remarks from Missouri's freshman guard on Wednesday, Jan. 13

"At the end of the day, we're going to remain a family. We're going to stay a family. We're going to get through this process. And we're just going to grow and get better, every practice and every game as we continue this season."

LEARN MORE

The full version of the University of Missouri's press release announcing details of the NCAA review can be found online at MUTigers.com.

In the full release, general information can be found on the types of violations that occurred and a listing of Missouri's self-imposed penalties.

Go straight to the release with this QR code:



LAST GAME

Tennessee vs Mizzou

2-13-16 2:01 p.m. at Columbia, Mo. // Mizzou Arena

VISITORS: Tennessee 12-13, 5-7

##	Player		tot-fg		3-pt		ft	fta	rebounds				tp	a	to	blks	min	
			fg	fga	fg	fga			of	de	tot	pf						
04	Moore, Armani	f	3	7	0	1	0	3	0	3	3	4	6	2	1	1	29	
11	Alexander, Kyle	f	2	3	0	0	2	2	4	3	7	3	6	0	0	0	25	
00	Punter, Kevin	g	5	13	2	8	9	13	0	1	1	3	21	3	1	0	34	
25	Phillips, Shembari	g	4	7	2	4	0	0	1	3	4	5	10	2	0	0	32	
34	Baulkman, Devon	g	6	13	4	8	1	2	1	0	1	1	17	0	0	0	29	
02	Kasongo, Ray		0	1	0	0	0	0	0	0	0	0	0	0	0	0	8	
03	Hubbs III, Robert		1	3	0	1	0	1	0	1	1	0	2	1	2	0	19	
05	Schofield, Admiral		0	3	0	2	0	0	0	2	2	4	0	0	1	0	7	
15	Mostella, Detrick		0	4	0	3	2	3	1	0	1	1	2	0	0	0	11	
23	Reese, Derek		0	1	0	0	0	0	1	1	2	0	0	0	0	0	6	
TEAM									3	1	4							
Totals.....			21	55	8	27	14	24	11	15	26	21	64	8	5	1	4 200	

TOTAL FG%	1st Half: 9-28 32.1%	2nd Half: 12-27 44.4%	Game: 38.2%	DEADBALL
3-Pt. FG%	1st Half: 3-11 27.3%	2nd Half: 5-16 31.3%	Game: 29.6%	REBOUNDS
F Throw %	1st Half: 6-12 50.0%	2nd Half: 8-12 66.7%	Game: 58.3%	3

HOME TEAM: Mizzou 9-16, 2-10

##	Player		tot-fg		3-pt		ft		rebounds				tp	a	to	blks	min	
			fg	fga	fg	fga	ft	fta	of	de	tot	pf						
24	PURYEAR, Kevin	f	6	8	2	3	3	4	1	4	5	2	17	1	1	0	25	
44	ROSBURG, Ryan	f	8	9	0	0	5	7	0	5	5	3	21	1	2	2	35	
01	PHILLIPS, Terrence	g	2	5	0	2	1	2	4	3	7	4	5	5	3	0	26	
12	WRIGHT, Namon	g	3	7	2	5	5	6	0	5	5	3	13	2	3	0	25	
15	CLARK, Wes	g	0	1	0	0	4	4	0	5	5	4	4	1	3	0	22	
04	ISABELL, Tramaine		1	5	0	2	3	4	1	0	1	1	5	2	3	0	25	
10	WALTON, K.J.		1	2	0	0	1	3	1	0	1	1	3	0	0	0	5	
23	GANT, Jakeenan		2	3	1	1	0	0	1	5	6	2	5	0	1	0	16	
25	WOODS, Russell		0	0	0	0	0	0	0	0	0	1	0	0	0	1	5	
33	VANLEER, Cullen		1	4	0	3	0	0	0	0	0	1	2	0	1	0	16	
TEAM									3	3	6							
Totals.....			24	44	5	16	22	30	11	30	41	22	75	12	17	3	3	200

TOTAL FG%	1st Half: 11-21 52.4%	2nd Half: 13-23 56.5%	Game: 54.5%	DEADBALL
3-Pt. FG%	1st Half: 3-8 37.5%	2nd Half: 2-8 25.0%	Game: 31.3%	REBOUNDS
F Throw %	1st Half: 13-18 72.2%	2nd Half: 9-12 75.0%	Game: 73.3%	2

Officials: Mike Nance, Glenn Tuitt, Sean Casey

Technical fouls: Tennessee-None. Mizzou-None.

Attendance: 10536

Score by Periods

	1st	2nd	Total
Tennessee	27	37	64
Mizzou	38	37	75

ROSBURG'S CAREER NIGHT FOR @MIZZOUHOOPS HIGHLIGHTS ROAD SETBACK AT VANDERBILT



COLUMBIA, Mo. - Mizzou Men's Basketball (9-16, 2-10) dominated play inside the paint in a 75-64 victory over Tennessee (12-13, 5-7) Saturday at Mizzou Arena. The game was Mizzou Athletics' first-ever #RallyForRhyann Game, organized in support of assistant coach Brad Loos' 5-year-old daughter, Rhyann, and her ongoing fight against neuroblastoma.

Senior forward Ryan Rosburg (Chesterfield, Mo.) led the way with 21 points on 8-of-9 shooting from the field, while freshman forward Kevin Puryear (Blue Springs, Mo.) added 17 points. As a team, the Tigers outscored the Volunteers 30-18 in the paint and outrebounded Tennessee 41-26.

Rosburg's performance was his second-straight game of 20 or more points and third-straight in double digits. Over his last three games, Rosburg is averaging 20.7 points and 7.7 rebounds per game. Sophomore guard Namon Wright (Los Angeles, Calif.) was the third Tiger to score in double digits, recording 13, none quite as big as a thunderous dunk in the second half following a steal on the defensive side of the floor with 6:19 left. The dunk pushed the Tigers' lead to 11, and provided a huge boost of momentum late in the game. Freshman guard Terrence Phillips (Orange County, Calif.) led the team in rebounds for the first time this season, pulling down a season-high seven boards.

The Tigers started out the first half sinking seven of its first nine shots from the field. The hot start was spearheaded by a two three-pointers from Wright, and three inside buckets from Rosburg. Puryear added a pair of jump shots to build a 17-8 lead 5:32 into the game.

Mizzou was able to carry the momentum heading into halftime thanks to the free throw shooting of Rosburg. He ended the first half leading all scorers with 12 points, four of which came from the charity stripe. As a team, the Tigers went 13-of-18 (72.2%) from the line in the opening period, leading 38-27 at the break.

Plenty of defensive stops and excellent shot selection was the key in the second half as Mizzou shot 56.5 percent from the field (13-of-23) after the break. The Volunteers cut the lead to four points with 1:25 remaining, but solid free throw shooting was able to propel the Tigers to an 11-point victory. Mizzou improved to a perfect 9-0 when leading after halftime.

Game donations and special #RallyForRhyann t-shirt sales raised over \$50,000 for pediatric cancer research as part of the #RallyForRhyann event.



TERRENCE PHILLIPS

FR | G | 5-11 | 175

Orange County, Calif.

Oak Hill Academy (Va.)

LAST GAME (TENNESSEE 2-13-16)

FG	FGA	3FG	FGA	FT	FTA	REB	AST	PTS
2	5	0	2	1	2	7	5	5

PHILLIPS 2015-16 GAME-BY-GAME

Opponent	Date	GS	Min	FG	FGA	Pct	3FG	FGA	Pct	FT	FTA	Pct	Off	Def	Tot	Avg	PF	FO	A	TO	Blk	Stl	Pts	Avg
WOFFORD	11-13-15	*	29	2-5	.400	0-1	.000	3-4	.750	0	3	.000	0	3	3	3.0	3	0	3	2	0	0	7	7.0
UMES	11-15-15	*	27	5-7	.714	3-4	.750	0-0	.000	1	2	.500	1	2	3	3.0	3	0	2	1	0	1	13	10.0
at Xavier	11-17-15	*	12	1-2	.500	1-2	.500	0-0	.000	0	1	.000	0	1	1	2.3	4	0	0	2	0	0	3	7.7
vs Kansas State	11-23-15	*	24	3-8	.375	0-2	.000	0-0	.000	0	6	.000	0	6	6	3.3	2	0	2	5	0	1	6	7.3
vs Northwestern	11-24-15	*	31	6-11	.545	3-6	.500	1-1	1.000	0	6	.000	0	6	6	3.8	5	1	4	4	1	4	16	9.0
ARKANSAS ST.	12-1-15	*	23	2-4	.500	0-2	.000	4-4	1.000	0	4	.000	0	4	4	3.8	4	0	7	0	0	1	8	8.8
NORTHERN ILL.	12-4-15	*	35	5-7	.714	1-3	.333	2-3	.667	0	1	.000	1	1	3.4	4	0	6	5	0	2	13	9.4	
OMAHA	12-9-15	*	26	5-10	.500	3-5	.600	1-2	.500	0	2	.000	2	2	3.3	5	1	1	4	0	2	14	10.0	
at Arizona	12-13-15	*	31	2-9	.222	0-3	.000	3-4	.750	1	1	.000	1	1	2	3.1	2	0	3	1	0	2	7	9.7
NC STATE	12-19-15	*	21	2-6	.333	1-3	.333	2-2	1.000	0	1	.000	1	1	2.9	3	0	1	1	0	1	7	9.4	
vs Illinois	12-23-15	*	29	2-7	.286	1-3	.333	0-2	.000	1	4	.250	1	4	5	3.1	2	0	2	3	0	1	5	9.0
ARKANSAS-PB	12-29-15	*	18	0-1	.000	0-0	.000	0-0	.000	1	3	.333	1	3	4	3.2	1	0	5	2	1	1	0	8.3
SAVANNAH ST	1-2-16	*	21	3-4	.750	0-0	.000	1-1	1.000	0	4	.000	4	4	3.2	3	0	6	0	0	0	7	8.2	
at Georgia	1-6-16	*	23	0-3	.000	0-3	.000	2-2	1.000	0	2	.000	2	2	3.1	4	0	5	1	0	1	2	7.7	
AUBURN	1-9-16	*	20	1-5	.200	0-1	.000	0-0	.000	1	3	.333	1	3	4	3.2	2	0	4	1	0	1	2	7.3
ARKANSAS	1-12-16	*	28	5-14	.357	1-4	.250	5-6	.833	2	3	.667	2	3	5	3.3	4	0	0	4	0	1	16	7.9
at S. Carolina	1-16-16	*	17	1-2	.500	1-2	.500	0-0	.000	0	2	.000	0	2	3.2	4	0	1	2	0	3	3	7.6	
GEORGIA	1-20-16	*	28	3-9	.333	3-5	.600	3-4	.750	3	3	.667	3	3	6	3.4	2	0	2	4	0	1	12	7.8
at Texas A&M	1-23-16	*	33	3-10	.300	1-4	.250	2-3	.667	0	5	.000	5	5	3.5	5	1	2	4	0	0	9	7.9	
at Kentucky	1-27-16	*	31	3-6	.500	0-0	.000	2-2	1.000	1	5	.200	1	5	6	3.6	4	0	3	4	0	2	8	7.9
MISSISSIPPI ST	1-30-16	*	37	3-12	.250	1-8	.125	3-4	.750	0	5	.000	5	5	3.7	4	0	4	2	0	4	10	8.0	
OLE MISS	2-3-16	*	24	4-7	.571	3-3	1.000	3-4	.750	0	2	.000	2	2	3.6	4	0	4	1	0	5	14	8.3	
at Alabama	2-6-16	*	32	1-5	.200	0-2	.000	0-0	.000	0	2	.000	0	2	3.5	5	1	3	0	0	1	2	8.0	
at Vanderbilt	2-10-16	*	20	1-5	.200	0-1	.000	2-4	.500	1	4	.250	1	4	5	3.6	3	0	4	0	0	1	4	7.8
TENNESSEE	2-13-16	*	26	2-5	.400	0-2	.000	1-2	.500	4	3	.667	4	3	7	3.7	4	0	5	3	0	0	5	7.7
S. CAROLINA	2-16-16																							
at Arkansas	2-20-16																							
at Ole Miss	2-23-16																							
TEXAS A&M	2-27-16																							
at LSU	3-1-16																							
FLORIDA	3-5-16																							

2015-16 (FRESHMAN):

- Season-high 7 rebounds with 5 assists vs. Tennessee (Feb. 13).
- Set season-high with 5 steals vs. Ole Miss (Feb. 3), scoring in double digits for the second-straight game with 14 points (3-of-3 3PT).
- 6 rebounds at No. 20 Kentucky (Jan. 27) to match season-best.
- Matched season-high with 16 points (5-of-14 FG, 1-of-4 3PT, 5-of-6 FT) vs. Arkansas (Jan. 12).
- 6 assists against 0 turnovers in the 81-50 win vs. Savannah State (Jan. 2), scoring 7 points (3-of-4 FG, 1-of-1 FT).
- 2nd-straight game in double digits with 14 (5-of-10 FG, 3-of-5 3PT, 1-of-2 FT) vs. Omaha (Dec. 9), hitting three 3-pointers for the third time.
- Season-high seven assists in the win vs. Arkansas State (Dec. 1).
- Nearly willed Mizzou to a comeback vs. Northwestern (Nov. 23), scoring 13 of his 16 points (6-of-11 FG) after the break of the 67-62 result.
- Rained in 3-of-4 from three-point land en route to 13 points vs. UMES (Nov. 14), playing 27 minutes in his second career start.
- Earned the start in his collegiate debut vs. Wofford (Nov. 13), recording 7 points, 3 assists and 3 rebounds in 29 minutes.

OAK HILL ACADEMY:

- Led national powerhouse Oak Hill Academy (Mouth of Wilson, Va.) to an 88-4 record as the team's starting point guard his last two seasons.
- Averaged 8.7 assists, 7.7 points and 4.2 steals per game while leading Oak Hill to a 47-1 season as a senior, with the squad also spending 10 weeks as the nation's No. 1-ranked boys basketball team.
- Broke Oak Hill's career assists record that was previously held by former North Carolina standout Jeff McInnis.

PERSONAL:

- Son of Alice Knox and Ted Phillips, and born on Jan. 12, 1996, in Los Angeles, California.
- Athlete he most looks up to and models his game after is Chris Paul.
- Favorite TV show is 'Friends'.
- Considered Mizzou the most in the recruiting process due to the Tigers coaching staff's ongoing presence.
- Names NBA star Kobe Bryant as most influential person he has met.

PHILLIPS CAREER STATS

SEASON	G-GS	MIN	MPG	FG-A	FG%	3FG-A	3FG%	FT-A	FT%	REB / AVG.	AST / TO	BS / S	TP	AVG.
2015-16	25-25	646	25.8	65-164	.396	23-69	.333	40-54	.741	93 / 3.7	79 / 56	2 / 36	193	7.7
TOTAL	25-25	646	25.8	65-164	.396	23-69	.333	40-54	.741	93 / 3.7	79 / 56	2 / 36	193	7.7

#1 AT A GLANCE

2015-16 Career

Scored 5+ points	18	-
Scored 10+ points	8	-
Scored 15+ points	2	-
Hit 2+ 3-pointers	4	-
Recorded 3+ rebounds	16	-
Recorded 5+ rebounds	10	-
Dished 3+ assists	16	-
Dished 5+ assists	6	-
Recorded 3+ steals	4	-
Played 20+ minutes	22	-
Played 30+ minutes	7	-

#1 GAME HIGHS

2015-16 Career

16, Twice	-
PTS	-
6, vs. Northwestern	-
11-24-15	FGM
14, Arkansas	-
1-12-16	FGA
3, 5 times	-
3PTM	-
8, Mississippi St.	-
1-30-16	3PTA
5, Arkansas	-
1-12-16	FTM
6, Arkansas	-
1-12-16	FTA
7, Tennessee	-
2-13-16	REB
7, Arkansas State	-
12-1-15	ASST
1, Twice	-
BLKS	-
5, Ole Miss	-
2-3-16	STLS
37, Mississippi St.	-
1-30-16	MIN



TRAMAINÉ ISABELL

SO // G // 6-0 // 178

Seattle, Wash.

Garfield High School

LAST GAME (TENNESSEE 2-13-16)

FG	FGA	3FG	FGA	FT	FTA	AST	PTS
1	5	0	2	3	4	2	5

ISABELL 2015-16 GAME-BY-GAME

Opponent	Date	GS	Min	FG	FGA	Pct	3FG	FGA	Pct	FT	FTA	Pct	Off	Def	Tot	Avg	PF	FO	A	TO	Blk	Stl	Pts	Avg
WOFFORD	11-13-15	10	2-2	1.000	0-0	.000	0-0	.000	0-0	.000	0-0	.000	0	3	3	3.0	1	0	2	3	0	1	4	4.0
UMES	11-15-15	12	2-5	.400	0-1	.000	0-0	.000	2-2	1.000	0-0	.000	2	2	4	3.5	0	0	1	0	0	0	4	4.0
at Xavier	11-17-15	13	3-6	.500	1-1	1.000	4-4	1.000	0-0	1.000	0-0	.000	1	1	2	2.7	2	0	1	5	0	1	11	6.3
vs Kansas State	11-23-15	12	2-3	.667	0-0	.000	0-0	.000	0-0	.000	0-0	.000	0	1	1	2.3	0	0	0	0	0	1	4	5.8
vs Northwestern	11-24-15	8	1-4	.250	0-1	.000	0-0	.000	0-0	.000	0-0	.000	0	1	1	2.0	1	0	0	0	0	0	2	5.0
ARKANSAS ST.	12-1-15	16	4-6	.667	2-2	1.000	1-1	1.000	0-0	1.000	0-0	.000	0	0	0	1.7	1	0	2	0	0	1	11	6.0
NORTHERN ILL.	12-4-15	16	1-5	.200	1-1	1.000	0-1	.000	1-1	1.000	0-0	.000	1	1	2	1.7	0	0	1	0	0	1	3	5.6
OMAHA	12-9-15	9	0-0	.000	0-0	.000	2-4	.500	0-0	.000	0-0	.000	0	2	2	1.8	1	0	1	3	0	1	2	5.1
at Arizona	12-13-15	17	0-4	.000	0-2	.000	0-0	.000	1-1	1.000	0-0	.000	1	1	2	1.8	2	0	1	3	0	1	0	4.6
NC STATE	12-19-15	24	4-7	.571	1-2	.500	1-2	.500	1-2	.500	1-2	.500	1	2	3	1.9	2	0	2	2	0	2	10	5.1
vs Illinois	12-23-15	11	0-3	.000	0-1	.000	0-0	.000	0-0	.000	0-0	.000	0	1	1	1.8	1	0	0	0	0	0	0	4.6
ARKANSAS-PB	12-29-15	18	2-7	.286	1-2	.500	0-0	.000	0-0	.000	0-0	.000	0	1	1	1.8	1	0	3	3	0	1	5	4.7
SAVANNAH ST	1-2-16	16	1-6	.167	1-3	.333	2-2	1.000	0-0	1.000	0-0	.000	2	2	4	1.8	0	0	1	2	0	1	5	4.7
at Georgia	1-6-16	16	1-4	.250	0-0	.000	0-0	.000	0-0	.000	0-0	.000	0	2	2	1.8	0	0	1	0	0	0	2	4.5
AUBURN	1-9-16	23	3-8	.375	2-5	.400	4-6	.667	0-0	.000	0-0	.000	0	4	4	1.9	0	0	1	0	0	1	12	5.0
ARKANSAS	1-12-16	22	1-4	.250	0-2	.000	7-8	.875	0-0	.000	0-0	.000	0	2	2	1.9	0	0	2	0	0	0	9	5.3
at S. Carolina	1-16-16	22	3-8	.375	0-3	.000	2-2	1.000	0-0	1.000	0-0	.000	0	0	0	1.8	1	0	2	4	1	2	8	5.4
GEORGIA	1-20-16	24	3-10	.300	0-3	.000	3-6	.500	0-0	.000	0-0	.000	0	3	3	1.9	2	0	2	0	0	2	9	5.6
at Texas A&M	1-23-16	DNP - CD																						
at Kentucky	1-27-16	DNP - CD																						
MISSISSIPPI ST	1-30-16	DNP - Susp.																						
OLE MISS	2-3-16	3	0-1	.000	0-1	.000	0-0	.000	0-0	.000	0-0	.000	0	0	0	1.8	0	0	0	0	0	0	0	5.3
at Alabama	2-6-16	14	3-4	.750	0-0	.000	4-6	.667	0-0	.000	0-0	.000	0	1	1	1.8	3	0	1	2	0	1	10	5.6
at Vanderbilt	2-10-16	16	1-7	.143	0-2	.000	0-0	.000	0-0	.000	0-0	.000	1	1	2	1.8	1	0	1	0	0	0	2	5.4
TENNESSEE	2-13-16	25	1-5	.200	0-2	.000	3-4	.750	1-0	1.000	0-0	.000	0	0	0	1.7	1	0	2	3	0	0	5	5.4
S. CAROLINA	2-16-16																							
at Arkansas	2-20-16																							
at Ole Miss	2-23-16																							
TEXAS A&M	2-27-16																							
at LSU	3-1-16																							
FLORIDA	3-5-16																							

2015-16 (SOPHOMORE):

- Fifth game with 10+ points with 10 at Alabama (Feb. 6).
- Matched season-high in minutes with 24 vs. Georgia (Jan. 20).
- First block of his career at No. 19 South Carolina (Jan. 16) and matched his career best with 2 steals with 8 points (3-of-8 FG, 2-of-2 FT).
- Career highs in FT (7) and FTA (8) vs. Arkansas (Jan. 12).
- Breakout game vs. Auburn (Jan. 9), scoring 12 points (3-of-8 FG, 2-of-5 3PT, 4-of-6 FT) in 23 minutes off the bench and matching his career bests in rebounds (4) and free throw attempts (6).
- Season-high three assists in win vs. Arkansas-Pine Bluff (Dec. 29).
- 11 points (4-of-6 FG, 2-of-2 3PT, 1-of-1 FT) vs. Ark. State (Dec. 1).

2014-15 (FRESHMAN):

- Season-best 14 points (4-of-8 FG, 1-of-3 3PT, 5-of-6 FT) vs. Lipscomb (Jan. 3), with season-high marks in FT makes and attempts.
- Made ESPN SportsCenter's Top 10 with his buzzer-beating, game-tying three-pointer vs. Oklahoma State (Dec. 30), dropping the bucket with 0.2 seconds left in regulation.

HIGH SCHOOL:

- Was named first team all-state as a senior after leading Garfield High School to a 25-1 overall record and the Class 4A state championship.
- Averaged 23.6 points and 3.5 assists as a senior for Garfield, which also produced NBA players Tony Wroten and Brandon Roy.
- Poured in 34 points in the state title win over Richland and was named the state tournament's Most Valuable Player.
- Began his high school career at Lakeside High School, the same high school as Microsoft co-founders Bill Gates and Paul Allen, and led the Lions to the 2013 state championship game.

PERSONAL:

- Full name is Tramaine Andre' Isabell.
- Son of Aiyana Brown and Tramaine Isabell Sr.
- Has a younger sister, Queen, and younger brother, Se'jhe.
- Born June 27, 1995.
- Considers his grandfather, Rich Padden, an important mentor.
- Outside of pursuing basketball, would like to find success in the fields of real estate or private investment.

ISABELL CAREER STATS

CAREER	G-GS	MIN	MPG	FG-A	FG%	3FG-A	3FG%	FT-A	FT%	REB / AVG.	AST / TO	BS / S	TP	AVG.
2014-15	27-1	405	15.0	37-118	.314	16-52	.308	22-28	.786	36 / 1.3	39 / 33	0 / 17	112	4.1
2015-16	22-0	347	15.8	38-109	.349	9-34	.265	33-46	.717	38 / 1.7	27 / 30	1 / 17	118	5.4
TOTAL	49-1	752	15.3	75-227	.330	25-86	.291	55-74	.743	74 / 1.5	66 / 63	1 / 34	230	4.7

#4 AT A GLANCE

2015-16 Career

Scored 5+ points	11	21
Scored 10+ points	5	8
Hit 2+ 3-pointers	2	6
Multiple steals	3	8
Multiple assists	8	17
Recorded 3+ rebounds	5	9
Dished 3+ assists	1	7
Played 20+ minutes	6	13
Played 30+ minutes	-	2

#4 GAME HIGHS

2015-16 Career

12, Auburn	14, Lipscomb
1-9-16	PTS 1-3-15
4, Twice	5, at Arkansas
	FGM 2-18-15
10, Georgia	10, Georgia
1-20-16	FGA 1-20-16
2, Twice	3, at Arkansas
	3PTM 2-18-15
5, Auburn	5, 4 times
1-9-16	3PTA
7, Arkansas	7, Arkansas
1-12-16	FTM 1-12-16
8, Arkansas	8, Arkansas
1-12-16	FTA 1-12-16
4, Twice	4, 5 times
	REB
3, Arkansas-PB	6, LSU
12-29-15	ASST 1-8-15
1, at S. Carolina	1, at S. Carolina
1-16-16	BLKS 1-16-16
2, 3 times	2, 8 times
	STLS



D'ANGELO ALLEN

SO // F // 6-7 // 216

Dallas, Texas

Kimball High School

LAST GAME (AT VANDERBILT 2-10-16)

FG	FGA	3FG	FGA	FT	FTA	REB	PTS
0	0	0	0	0	0	1	0

ALLEN 2015-16 GAME-BY-GAME

Opponent	Date	GS	Min	FG	FGA	Pct	3FG	FGA	Pct	FT	FTA	Pct	Off	Def	Tot	Avg	PF	FO	A	TO	Blk	Stl	Pts	Avg
WOFFORD	11-13-15	DNP - CD																						
UMES	11-15-15	15	1-1	1.000	0-0	.000	0-0	.000	0-2	.000	2	2	4	4.0	2	0	0	0	0	0	1	2	2.0	
at Xavier	11-17-15	12	0-0	.000	0-0	.000	0-0	.000	0-0	.000	0	3	3	3.5	2	0	0	1	0	0	0	0	1.0	
vs Kansas State	11-23-15	16	0-3	.000	0-0	.000	0-0	.000	0-0	.000	3	0	3	3.3	1	0	0	2	0	2	0	0	0.7	
vs Northwestern	11-24-15	5	1-1	1.000	0-0	.000	0-0	.000	0-0	.000	0	0	0	2.5	0	0	1	0	0	0	2	1.0		
ARKANSAS ST.	12-1-15	7	0-0	.000	0-0	.000	1-2	.500	0	2	2	2.4	1	0	0	0	0	1	0	1	0	1	1.0	
NORTHERN ILL.	12-4-15	2	0-0	.000	0-0	.000	0-0	.000	0-0	.000	0	0	0	2.0	1	0	0	0	0	0	0	0	0.8	
OMAHA	12-9-15	DNP - CD																						
at Arizona	12-13-15	4	0-1	.000	0-0	.000	0-0	.000	0-0	.000	0	0	0	1.7	0	0	0	1	0	0	0	0	0.7	
NC STATE	12-19-15	4	1-1	1.000	0-0	.000	1-4	.250	1	4	.250	1	0	1	1.6	0	0	0	0	0	0	3	1.0	
vs Illinois	12-23-15	DNP - CD																						
ARKANSAS-PB	12-29-15	11	4-4	1.000	0-0	.000	0-0	.000	0-0	.000	1	3	4	1.9	1	0	0	1	0	1	0	1	8	1.8
SAVANNAH ST	1-2-16	7	0-1	.000	0-1	.000	0-0	.000	0-0	.000	0	1	1	1.8	0	0	0	0	0	0	0	0	1.6	
at Georgia	1-6-16	7	1-1	1.000	0-0	.000	0-0	.000	0-0	.000	0	1	1	1.7	1	0	0	0	0	0	1	2	1.6	
AUBURN	1-9-16	12	3-4	.750	1-1	1.000	0-0	.000	2	2	4	1.9	0	0	0	0	0	1	0	7	2.1			
ARKANSAS	1-12-16	10	0-1	.000	0-1	.000	0-1	.000	1	1	2	1.9	0	0	0	1	1	0	0	1.9				
at S. Carolina	1-16-16	14	4-5	.800	0-0	.000	0-0	.000	1	5	6	2.2	1	0	2	0	0	0	8	2.4				
GEORGIA	1-20-16	11	0-1	.000	0-0	.000	0-0	.000	0	0	0	2.1	1	0	0	0	1	0	0	2.2				
at Texas A&M	1-23-16	DNP - CD																						
at Kentucky	1-27-16	14	0-5	.000	0-1	.000	1-2	.500	1	4	5	2.3	1	0	3	1	1	0	1	2.1				
MISSISSIPPI ST	1-30-16	10	2-3	.667	0-0	.000	0-0	.000	1	1	2	2.2	1	0	0	2	1	0	4	2.2				
OLE MISS	2-3-16	4	0-0	.000	0-0	.000	0-0	.000	0	1	1	2.2	1	0	0	0	0	0	0	2.1				
at Alabama	2-6-16	DNP - Illness																						
at Vanderbilt	2-10-16	1	0-0	.000	0-0	.000	0-0	.000	0	0	0	2.1	0	0	0	0	0	0	0	2.0				
TENNESSEE	2-13-16	DNP - CD																						
S. CAROLINA	2-16-16																							
at Arkansas	2-20-16																							
at Ole Miss	2-23-16																							
TEXAS A&M	2-27-16																							
at LSU	3-1-16																							
FLORIDA	3-5-16																							

2015-16 (SOPHOMORE):

- Did not travel to Alabama (Feb. 6) due to illness (strep throat).
- 8 points (4-of-5 FG) with a season-high 6 rebounds at No. 19 South Carolina (Jan. 16), also matching his career-best with 2 assists.
- 12 high-energy minutes off the bench vs. Auburn (Jan. 9), scoring 7 points (3-of-4 FG, 1-of-1 3PT) and hitting on his first 3-point field goal attempt of the season.
- Season-high 8 points (4-of-4 FG) with four rebounds in 11 minutes off bench vs. Arkansas-Pine Bluff (Dec. 29).
- First appearance of the season vs. UMES (Nov. 15), logging 15 high-energy minutes off the bench with 4 rebounds.

2014-15 (FRESHMAN):

- Made all 8 of his starts in Mizzou's final eight games of the season.
- Shot an impressive 53.8-percent from the field (14-of-26) over the final 10 games of the Tigers' campaign.
- Matched his season-high in rebounds (7) in the first of those eight starts at Mississippi State (Feb. 14).
- Season-best 3-of-3 3PT shooting en-route to 10 points at South

Carolina (Feb. 10).

- Breakout game vs. Elon (Dec. 11), scoring 12 points (5-of-7 FG, 2-of-2 FT) and grabbing 7 rebounds in 21 minutes of action off the bench.

KIMBALL HIGH SCHOOL:

- Was a winner throughout his high school career and was a part of three Texas Class 4A State Championship teams (2011, 2012 and 2014) at Kimball High School in Dallas.
- Averaged 13.3 points and 10.2 rebounds as a senior.
- Named to the Class 4A All-Tournament Team as well and was an All-Region II selection.

PERSONAL:

- Full name is D'Angelo Malik Allen.
- Born May 10, 1996, in Dallas, Texas.
- Son of Evelyn Allen.
- Hobbies include playing video games, watching movies and hanging out with friends.

ALLEN CAREER STATS

SEASON	G-GS	MIN	MPG	FG-A	FG%	3FG-A	3FG%	FT-A	FT%	REB / AVG.	AST / TO	BS / S	TP	AVG.
2014-15	32-8	544	17.0	40-98	.408	9-20	.450	17-28	.607	100 / 3.1	21 / 18	7 / 11	106	3.3
2015-16	19-0	166	8.7	17-32	.531	1-4	.250	3-11	.273	39 / 2.1	6 / 9	6 / 5	38	2.0
TOTAL	51-8	710	13.9	57-130	.438	10-24	.417	20-39	.513	139 / 2.7	27 / 27	13 / 16	144	2.8

#5 AT A GLANCE

2015-16 Career

Scored 5+ points	3	12
Scored 10+ points	-	2
Attempted 5+ FGs	1	7
Grabbed 5+ rebounds	2	10
Multiple steals	1	3
Multiple assists	1	4
Played 20+ minutes	-	13

#5 GAME HIGHS

2015-16 Career

8, Twice	12, Elon
PTS	12-11-14
4, Twice	5, Elon
FGM	12-11-14
5, at S. Carolina	7, Elon
1-16-16	FGA 12-11-14
1, Auburn	3, South Carolina
1-9-16	3PTM 2-10-15
1, Auburn	3, South Carolina
1-9-16	3PTA 2-10-15
1, Twice	3, Lipscomb
FTM	1-3-15
4, NC State	4, Twice
12-19-15	FTA
6, at S. Carolina	7, Twice
1-16-16	REB
2, at S. Carolina	2, 4 times
1-16-16	ASST
1, 4 times	1, 10 times
BLKS	-
2, vs. Kansas State	2, 3 times
11-23-15	STLS -


K.J. WALTON

FR // G // 6-3 // 197

Indianapolis, Ind.

Brownsburg High School

LAST GAME (TENNESSEE 2-13-16)

FG	FGA	3FG	FGA	FT	FTA	REB	PTS
1	2	0	0	1	3	1	3

WALTON 2015-16 GAME-BY-GAME

Opponent	Date	GS	Min	FG	FGA	Pct	3FG	FGA	Pct	FT	FTA	Pct	Off	Def	Tot	Avg	PF	FO	A	TO	Blk	Stl	Pts	Avg
WOFFORD	11-13-15	*	17	3-5	.600	0-0	.000	0-1	.000	0-1	.000	0-1	1	1	1.0	2	0	2	0	0	1	6	6.0	
UMES	11-15-15		15	1-3	.333	0-1	.000	9-10	.900	0-0	0-0	0-0	0	0	0.5	1	0	3	0	0	1	11	8.5	
at Xavier	11-17-15		21	3-8	.375	0-1	.000	2-2	1.000	1-2	0.5	1-2	2	3	1.3	2	0	1	0	0	0	8	8.3	
vs Kansas State	11-23-15		17	1-7	.143	0-1	.000	1-4	.250	2-1	2.0	1-3	1	3	1.8	2	0	1	3	0	0	3	7.0	
vs Northwestern	11-24-15		5	0-1	.000	0-0	.000	0-0	.000	0-0	0-0	0-0	0	0	0	1.4	2	0	1	0	0	0	5.6	
ARKANSAS ST.	12-1-15		15	2-7	.286	0-0	.000	6-7	.857	3-3	1.0	3-3	2	5	2.0	0	0	0	1	1	0	10	6.3	
NORTHERN ILL.	12-4-15		9	1-3	.333	0-1	.000	0-0	.000	0-0	0-0	0-0	0	0	0	1.7	0	0	0	0	1	2	5.7	
OMAHA	12-9-15		10	3-3	1.000	1-1	1.000	3-4	.750	0-2	0-2	0-2	2	2	1.8	2	0	0	1	0	2	10	6.3	
at Arizona	12-13-15		15	1-1	1.000	0-0	.000	4-8	.500	0-0	0-0	0-0	0	0	0	1.6	1	0	1	0	0	6	6.2	
NC STATE	12-19-15		11	2-3	.667	0-1	.000	0-2	.000	0-0	0-0	0-0	0	0	0	1.4	2	0	3	3	0	4	6.0	
vs Illinois	12-23-15		13	2-4	.500	0-0	.000	2-2	1.000	1-3	0.3	1-3	4	1.6	2	0	0	1	0	0	0	6	6.0	
ARKANSAS-PB	12-29-15	*	12	2-3	.667	0-0	.000	3-4	.750	1-1	1.0	2-2	1	2	1.7	0	0	0	1	1	1	7	6.1	
SAVANNAH ST	1-2-16	*	17	3-6	.500	2-2	1.000	2-2	1.000	0-0	0-0	0-0	0	0	1.5	1	0	0	3	0	1	10	6.4	
at Georgia	1-6-16	*	19	0-1	.000	0-0	.000	0-0	.000	1-1	1.0	2-2	1	2	1.6	1	0	0	0	0	0	0	5.9	
AUBURN	1-9-16	*	14	3-6	.500	0-2	.000	4-5	.800	1-1	1.0	2-2	1	2	1.6	0	0	1	0	0	3	10	6.2	
ARKANSAS	1-12-16	*	15	0-1	.000	0-0	.000	2-2	1.000	1-0	1.0	1-1	0	1	1.6	0	0	1	1	0	0	2	5.9	
at S. Carolina	1-16-16		7	0-3	.000	0-1	.000	0-0	.000	0-0	0-0	0-0	0	1	1.5	1	0	1	0	0	0	0	5.6	
GEORGIA	1-20-16		6	0-0	.000	0-0	.000	0-0	.000	0-0	0-0	0-0	0	0	0	1.4	2	0	0	1	0	0	5.3	
at Texas A&M	1-23-16		10	2-3	.667	0-1	.000	0-0	.000	1-1	1.0	2-2	1	2	1.5	1	0	2	0	0	0	4	5.2	
at Kentucky	1-27-16		21	3-5	.600	1-2	.500	3-4	.750	4-4	1.0	6-6	2	6	1.7	1	0	0	1	0	0	10	5.5	
MISSISSIPPI ST	1-30-16		21	2-5	.400	0-2	.000	3-3	1.000	0-4	0-4	0-4	4	4	1.8	1	0	0	1	0	0	7	5.5	
OLE MISS	2-3-16		11	2-5	.400	0-1	.000	0-0	.000	1-1	1.0	2-2	1	2	1.8	1	0	1	1	0	0	4	5.5	
at Alabama	2-6-16		6	0-0	.000	0-0	.000	0-0	.000	1-0	1.0	1-1	0	1	1.8	1	0	1	0	0	0	0	5.2	
at Vanderbilt	2-10-16		8	0-0	.000	0-0	.000	1-2	.500	0-0	0-0	0-0	0	0	1.7	0	0	1	0	0	1	1	5.0	
TENNESSEE	2-13-16		5	1-2	.500	0-0	.000	1-3	.333	1-0	1.0	1-1	0	1	1.7	1	0	0	0	0	0	3	5.0	
S. CAROLINA	2-16-16																							
at Arkansas	2-20-16																							
at Ole Miss	2-23-16																							
TEXAS A&M	2-27-16																							
at LSU	3-1-16																							
FLORIDA	3-5-16																							

2015-16 (FRESHMAN):

- Season-high 6 rebounds with 10 points at No. 20 Kentucky (Jan. 27).
- Season-high three steals in the 76-61 win vs. Auburn (Jan. 9).
- 10 points (3-of-6 FG, 2-of-2 3PT, 2-of-2 FT) in start vs. Savannah State (Jan. 2), hitting multiple three-pointers for the first time in his career.
- Second start of career vs. Arkansas-Pine Bluff (Dec. 29), scoring 7 points (2-of-3 FG, 3-of-4 FT).
- 10 points (3-of-3 FG, 1-of-1 3PT, 3-of-4 FT) in 10 minutes off the bench vs. Omaha (Dec. 9).
- Second game this season making 5 or more FTs in the win vs. Arkansas State (Dec. 1), making 6-of-7.
- Came off bench and sparked Mizzou in second half action vs. UMES (Nov. 15), scoring all 11 of his points after the break.
- Earned the start in his collegiate debut vs. Wofford (Nov. 13), scoring 6 points (3-of-5 FG) in the 83-74 win.

BROWNSBURG HIGH SCHOOL:

- Averaged 19.7 points, 5.0 rebounds and 1.9 steals per game for Brownsburg High School as a senior, shooting 44.0 percent from the field.

- Named an *Indy Star* Indiana All-Star at the conclusion of his final high school campaign.
- Rated a four-star prospect and ranked as the 103rd best basketball recruit in the nation by Rivals.com.
- Participant at the 28th annual Hoosier Basketball Magazine Top 60 Workout which features Indiana's best upperclassmen
- Chose Mizzou over Cincinnati and Xavier.

PERSONAL:

- Son of Kenneth and Michelle Walton.
- Father, Kenneth, played basketball at Nebraska from 1981-83.
- Born on July 20, 1996, in Indianapolis, Ind.
- Enjoys watching 'Fresh Prince of Bel-Air' in his spare time.
- Favorite sports movie is *Remember the Titans*.
- Favorite professional athlete to follow is Carmelo Anthony.
- Would like to pursue a career in basketball.

#10 AT A GLANCE
2015-16 Career

Scored 5+ points	12	-
Scored 10+ points	6	-
Hit 2+ 3-pointers	1	-
Hit 5+ free throws	2	-
Multiple assists	3	-
Multiple steals	2	-
Dished 3+ assists	2	-
Played 20+ minutes	3	-
Played 30+ minutes	-	-

#10 GAME HIGHS
2015-16 Career

11, UMES		-
11-15-15	PTS	-
3, 6 times		-
	FGM	-
8, at Xavier		-
11-17-15	FGA	-
2, Savannah St.		-
1-2-16	3PTM	-
2, 3 times		-
	3PTA	-
9, UMES		-
11-15-15	FTM	-
10, UMES		-
11-15-15	FTA	-
6, at Kentucky	-	-
1-27-16	REB	-
3, Twice		-
	ASST	-
1, Twice		-
	BLKS	-
3, Auburn		-
1-9-16	STLS	-

WALTON CAREER STATS

SEASON	G-GS	MIN	MPG	FG-A	FG%	3FG-A	3FG%	FT-A	FT%	REB / AVG.	AST / TO	BS / S	TP	AVG.
2015-16	25-6	320	12.8	37-85	.435	4-17	.235	46-65	.708	42 / 1.7	20 / 18	2 / 11	124	5.0
TOTAL	25-6	320	12.8	37-85	.435	4-17	.235	46-65	.708	42 / 1.7	20 / 18	2 / 11	124	5.0

St. Louis, Mo. // DeSmet Jesuit HS
Houston Baptist

FG	FGA	3FG	FGA	FT	FTA	AST	PTS
0	0	0	0	0	0	0	0

[illegible]

- Full name is James Edward Barton.
- Born Oct. 7, 1994, in St. Louis, Mo.
- Son of Jim Sr. and Christy Barton.
- Has two sisters, Paige and Mary and one brother, Tommy.
- Considers his father, Jim Sr., his greatest influence.

STLS -

SEASON	G-GS	MIN	MPG	FG-A	FG%	3FG-A	3FG%	FT-A	FT%	REB / AVG.	AST / TO	BS / S	TP	AVG.
2013-14	31-13	515	16.6	34-98	.347	14-50	.280	12-16	.750	35 / 1.1	57 / 43	0 / 15	94	3.0
2014-15	REDSHIRTED													
2015-16	8-0	16	2.0	0-6	.000	0-4	.000	0-0	.000	0 / 0.0	1 / 1	0 / 2	0	0.0
TOTAL	39-13	531	13.6	34-104	.327	14-54	.259	12-16	.750	35 / 0.9	58 / 44	0 / 17	94	2.4

 @MIZZOUHOOPS



NAMON WRIGHT

SO // G // 6-5 // 202

Los Angeles, Calif.

Pacific Hills High School

LAST GAME (TENNESSEE 2-13-16)

FG	FGA	3FG	3FGA	FT	FTA	REB	PTS
3	7	2	5	5	6	5	13

WRIGHT 2015-16 GAME-BY-GAME

Opponent	Date	GS	Min	FG	FGA	Pct	3FG	FGA	Pct	FT	FTA	Pct	Off	Def	Tot	Avg	PF	FO	A	TO	Blk	Stl	Pts	Avg
WOFFORD	11-13-15		23	5-7	.714		3-4	.750		5-8	.625	2	5	7	7.0	3	0	0	0	0	0	0	18	18.0
UMES	11-15-15	*	26	1-8	.125		1-4	.250		4-4	1.000	2	3	5	6.0	2	0	1	2	0	0	0	7	12.5
at Xavier	11-17-15	*	28	2-6	.333		0-4	.000		2-3	.667	0	4	4	5.3	3	0	2	2	0	2	6	10.3	
vs Kansas State	11-23-15	*	23	1-6	.167		1-5	.200		2-2	1.000	0	4	4	5.0	1	0	0	2	2	1	5	9.0	
vs Northwestern	11-24-15	*	31	2-6	.333		0-2	.000		4-4	1.000	1	1	2	4.4	0	0	3	1	0	0	8	8.8	
ARKANSAS ST.	12-1-15	*	28	5-9	.556		3-5	.600		1-1	1.000	0	6	6	4.7	3	0	0	0	1	0	14	9.7	
NORTHERN ILL.	12-4-15	*	26	3-7	.429		2-5	.400		2-4	.500	0	5	5	4.7	3	0	3	2	0	0	10	9.7	
OMAHA	12-9-15	*	30	1-6	.167		0-2	.000		7-8	.875	0	7	7	5.0	2	0	4	3	0	1	9	9.6	
at Arizona	12-13-15	*	28	2-8	.250		1-2	.500		4-5	.800	1	4	5	5.0	2	0	0	2	0	0	9	9.6	
NC STATE	12-19-15	*	19	0-6	.000		0-1	.000		2-6	.333	0	3	3	4.8	1	0	0	0	0	2	2	8.8	
vs Illinois	12-23-15	*	17	0-4	.000		0-4	.000		2-2	1.000	0	4	4	4.7	2	0	0	1	0	0	2	8.2	
ARKANSAS-PB	12-29-15		21	3-6	.500		1-3	.333		0-0	.000	0	5	5	4.8	1	0	3	0	1	2	7	8.1	
SAVANNAH ST	1-2-16		23	4-9	.444		1-4	.250		2-2	1.000	2	6	8	5.0	2	0	0	2	0	0	11	8.3	
at Georgia	1-6-16		25	3-9	.333		0-4	.000		3-4	.750	2	1	3	4.9	1	0	2	1	0	0	9	8.4	
AUBURN	1-9-16		26	1-7	.143		1-3	.333		7-10	.700	2	2	4	4.8	2	0	2	0	0	0	10	8.5	
ARKANSAS	1-12-16		21	3-5	.600		1-2	.500		2-2	1.000	1	2	3	4.7	2	0	1	3	0	0	9	8.5	
at S. Carolina	1-16-16	*	32	3-9	.333		2-5	.400		1-2	.500	1	2	3	4.6	1	0	3	2	0	1	9	8.5	
GEORGIA	1-20-16	*	28	3-8	.375		2-5	.400		4-6	.667	1	4	5	4.6	3	0	2	0	1	0	12	8.7	
at Texas A&M	1-23-16	*	27	3-10	.300		0-5	.000		0-0	.000	0	5	5	4.6	4	0	2	4	0	0	6	8.6	
at Kentucky	1-27-16	*	22	0-6	.000		0-2	.000		3-3	1.000	0	1	1	4.5	1	0	0	4	0	0	3	8.3	
MISSISSIPPI ST	1-30-16	*	26	6-12	.500		1-5	.200		3-3	1.000	1	8	9	4.7	2	0	1	2	0	0	16	8.7	
OLE MISS	2-3-16	*	30	3-10	.300		3-6	.500		3-4	.750	0	8	8	4.8	2	0	2	1	1	0	12	8.8	
at Alabama	2-6-16	*	27	1-7	.143		0-5	.000		6-6	1.000	0	3	3	4.7	1	0	0	2	0	0	8	8.8	
at Vanderbilt	2-10-16	*	27	4-9	.444		0-3	.000		3-4	.750	1	3	4	4.7	2	0	0	2	0	0	11	8.9	
TENNESSEE	2-13-16	*	25	3-7	.429		2-5	.400		5-6	.833	0	5	5	4.7	3	0	2	3	0	1	13	9.0	
S. CAROLINA	2-16-16																							
at Arkansas	2-20-16																							
at Ole Miss	2-23-16																							
TEXAS A&M	2-27-16																							
at LSU	3-1-16																							
FLORIDA	3-5-16																							

2015-16 (SOPHOMORE):

- Double-figure scoring for the fourth time in five games with 13 (3-of-7 FG, 2-of-5 3PT, 5-of-6 FT) vs. Tennessee (Feb. 13).
- 13th game with 5+ rebounds with 5 against the Volunteers.
- 11 points (4-of-9 FG, 3-of-4 FT) at Vanderbilt (Feb. 10).
- Second-straight game scoring in double figures (12) vs. Ole Miss (Feb. 3), also hauling in eight rebounds
- Nearly a double-double with 16 points, 9 rebounds vs. Mississippi State (Jan. 30), a career-high in boards.
- Sixth-straight game with at least 9 points vs. Georgia (Jan. 20), also hitting at least 2 three-pointers for the fifth time.
- Career-best 10 free throw attempts vs. Auburn (Jan. 9).
- Career-high 8 rebounds vs. Savannah State (Jan. 2), along with 11 points (4-of-9 FG, 1-of-4 3PT, 2-of-2 FT).
- Team-high 14 points (5-of-9 FG, 3-of-5 3PT, 1-of-1 FT) with 6 rebounds and 1 block vs. Arkansas State (Dec. 1).
- Fired in 18 points (5-of-7 FG, 3-of-4 3PT, 5-of-8 FT) in 23 minutes off the bench in the season-opening win vs. Wofford (Nov. 13).

2014-15 (FRESHMAN):

- Scored double figures in seven different games in his first campaign for Mizzou, averaging 6.8 points per game in 30 games played.

WRIGHT CAREER STATS

SEASON	G-GS	MIN	MPG	FG-A	FG%	3FG-A	3FG%	FT-A	FT%	REB / AVG.	AST / TO	BS / S	TP	AVG.
2014-15	30-20	607	20.2	77-186	.414	40-103	.388	10-18	.556	69 / 2.3	19 / 37	3 / 17	204	6.8
2015-16	25-19	639	25.6	62-187	.332	25-95	.263	77-99	.778	118 / 4.7	33 / 41	6 / 10	226	9.0
TOTAL	55-39	1246	22.7	139-373	.373	65-198	.328	87-117	.744	187 / 3.4	52 / 78	9 / 27	430	7.8

#12 AT A GLANCE

2015-16 Career

Scored 10+ points	10	16
Scored 20+ points	-	2
Hit 2+ 3-pointers	7	19
Made 5+ FGs	3	8
Attempted 5+ FGs	24	42
Attempted 10+ FGs	3	8
Recorded 5+ rebounds	13	17
Multiple assists	11	16
Multiple steals	3	8
Played 20+ minutes	21	37
Played 30+ minutes	4	10

#12 GAME HIGHS

2015-16 Career

18, Wofford	28, Florida
11-13-15	PTS 2-24-15
6, Mississippi St.	10, Florida
1-30-16	FGM 2-24-15
12, Mississippi St.	14, at Mississippi St.
1-30-16	FGA 3-7-15
3, 3 times	6, Florida
	3PTM 2-24-15
6, Ole Miss	8, Florida
2-3-16	3PTA 2-24-15
7, Twice	7, Twice
	FTM
10, Auburn	10, Auburn
1-9-16	FTA 1-9-16
9, Mississippi St.	9, Mississippi St.
1-30-16	REB 1-30-16
4, Omaha	4, Omaha
12-9-15	ASST 12-9-15
2, vs. Kansas St.	2, vs. Kansas St.
11-23-15	BLKS 11-23-15
2, 3 times	3, at Georgia
	STLS 2-28-15

- Averaged 13.6 points per game over Mizzou's final five contests.
- Season-ending flurry of points included an impressive 28 points vs. Florida (Feb. 24), leading the Tigers to a 64-52 win over the Gators.
- Scoring output vs. UF was the third-highest scoring performance by a freshman in Mizzou history.

PACIFIC HILLS HIGH SCHOOL:

- Averaged 24.2 points, 9.4 rebounds, 3.0 assists and 1.4 steals for Pacific Hills High School in 2014.
- Helped lead Pacific Hills to the Division IV state championship as a junior and averaged 15.6 points, 7.3 rebounds and 3.1 assists.

PERSONAL:

- Full name is Namon Khary Wright.
- Son of Michelle Burnside.
- Born June 25, 1994, in Los Angeles, Calif.



WES CLARK

JR // G // 6-0 // 180

Detroit, Mich.

Romulus High School

LAST GAME (TENNESSEE 2-13-16)

FG	FGA	3FG	3FGA	FT	FTA	REB	PTS
0	1	0	0	4	4	5	4

CLARK 2015-16 GAME-BY-GAME

Opponent	Date	GS	Min	FG	FGA	Pct	3FG	3FGA	Pct	FT	FTA	Pct	Off	Def	Tot	Avg	PF	FO	A	TO	Blk	Stl	Pts	Avg
WOFFORD	11-13-15	*	28	0-3	.000	0-0	.000	4-5	.800	0	3	3	3.0	3	0	2	2	0	2	2	0	0	4	4.0
UMES	11-15-15	*	31	4-11	.364	3-6	.500	4-4	1.000	0	1	1	2.0	1	0	3	1	0	3	1	0	0	15	9.5
at Xavier	11-17-15	*	31	5-12	.417	1-4	.250	0-1	.000	2	1	3	2.3	3	0	3	2	0	3	2	0	3	11	10.0
vs Kansas State	11-23-15	*	26	2-9	.222	1-5	.200	0-0	.000	0	2	2	2.3	2	0	6	1	0	6	1	0	0	5	8.8
vs Northwestern	11-24-15	*	31	1-11	.091	1-3	.333	2-2	1.000	1	3	4	2.6	3	0	4	1	0	4	1	0	3	5	8.0
ARKANSAS ST.	12-1-15	*	26	2-7	.286	0-1	.000	4-4	1.000	1	3	4	2.8	2	0	3	3	0	3	3	0	0	8	8.0
NORTHERN ILL.	12-4-15	*	20	1-4	.250	1-1	1.000	3-6	.500	0	7	7	3.4	4	0	4	1	0	4	1	0	0	6	7.7
OMAHA	12-9-15	*	27	2-8	.250	0-3	.000	4-5	.800	1	1	2	3.3	2	0	4	3	1	4	3	1	1	8	7.8
at Arizona	12-13-15	*	16	4-5	.800	0-1	.000	0-0	.000	0	0	0	2.9	5	1	0	1	0	0	1	0	0	8	7.8
NC STATE	12-19-15	*	22	3-9	.333	1-3	.333	0-0	.000	1	1	2	2.8	3	0	3	1	0	3	1	0	0	7	7.7
vs Illinois	12-23-15	*	34	8-16	.500	4-6	.667	1-2	.500	0	3	3	2.8	4	0	4	5	0	4	5	0	1	21	8.9
ARKANSAS-PB	12-29-15	*	23	3-7	.429	3-5	.600	2-2	1.000	0	2	2	2.8	1	0	3	1	1	3	1	1	0	11	9.1
SAVANNAH ST	1-2-16	*	23	9-10	.900	1-2	.500	3-3	1.000	1	2	3	2.8	1	0	3	3	2	3	3	2	3	22	10.1
at Georgia	1-6-16	*	28	5-15	.333	2-7	.286	1-2	.500	0	1	1	2.6	0	0	1	3	0	1	3	0	2	13	10.3
AUBURN	1-9-16	*	21	2-6	.333	1-3	.333	2-2	1.000	0	2	2	2.6	4	0	1	0	0	1	0	0	0	7	10.1
ARKANSAS	1-12-16	*	17	2-6	.333	0-1	.000	0-0	.000	0	2	2	2.6	2	0	1	0	0	1	0	0	0	4	9.7
at S. Carolina	1-16-16	*	33	10-16	.625	4-6	.667	2-3	.667	2	4	6	2.8	4	0	8	2	0	8	2	0	0	26	10.6
GEORGIA	1-20-16	*	21	2-5	.400	1-3	.333	0-0	.000	0	3	3	2.8	4	0	1	3	0	1	3	0	0	5	10.3
at Texas A&M	1-23-16	*	32	4-9	.444	2-4	.500	2-2	1.000	2	7	9	3.1	2	0	2	3	0	2	3	0	1	12	10.4
at Kentucky	1-27-16	*	25	3-16	.188	2-5	.400	3-4	.750	0	0	0	3.0	0	0	0	2	0	0	2	0	1	11	10.5
MISSISSIPPI ST	1-30-16	*	28	2-8	.250	0-5	.000	0-0	.000	1	1	2	2.9	3	0	3	1	0	3	1	0	2	4	10.1
OLE MISS	2-3-16	*	34	4-7	.571	2-3	.667	10-10	1.000	1	3	4	3.0	2	0	5	6	0	5	6	0	3	20	10.6
at Alabama	2-6-16	*	32	2-7	.286	0-1	.000	4-5	.800	0	3	3	3.0	2	0	3	3	0	3	3	0	2	8	10.5
at Vanderbilt	2-10-16	*	31	0-8	.000	0-2	.000	0-0	.000	1	1	2	2.9	2	0	6	3	0	6	3	0	0	0	10.0
TENNESSEE	2-13-16	*	22	0-1	.000	0-0	.000	4-4	1.000	0	5	5	3.0	4	0	1	3	0	1	3	0	1	4	9.8
S. CAROLINA	2-16-16																							
at Arkansas	2-20-16																							
at Ole Miss	2-23-16																							
TEXAS A&M	2-27-16																							
at LSU	3-1-16																							
FLORIDA	3-5-16																							

2015-16 (JUNIOR):

- Fourth 20-point effort of the season in the game vs. Ole Miss (Feb. 3), shooting perfectly from the free throw line (10-of-10) and three steals to match his season-high.
- Matched career high with 9 rebounds at No. 10 Texas A&M (Jan. 23), also scoring a team-best 12 points.
- Career game at No. 19 South Carolina (Jan. 16) with 26 points on a career-best 10 FGM (16 FGA), dishing a season-high 8 assists.
- Fourth-straight game in double digits with 13 points (5-of-15 FG, 2-of-7 3PT, 1-of-2 FT) at Georgia (Jan. 6).
- 22 points (9-of-10 FG, 1-of-2 3PT, 2-of-2 FT) vs. Savannah State (Jan. 2), doing so in only 23 minutes.
- First career 20-point game vs. Illinois (Dec. 23) with 21 (8-of-16 FG, 4-of-6 3PT, 1-of-2 FT).
- Made return to lineup in the season opener vs. Wofford (Nov. 13), returning from the right elbow dislocation that ended his 2014-15 season.

2014-15 (SOPHOMORE):

- Averaged 10.1 points per game in his first season in a primary role for Mizzou, starting 20 of 23 games played.
- 26 minutes of action before a right elbow dislocation forced him off the court

for the remainder of the game.

- Then-career-high 19 points (7-of-16 FG, 3-of-7 3PT, 2-of-2 FT) vs. No. 1 Kentucky (Jan. 29), also recording 4 assists and 3 steals.

2013-14 (FRESHMAN):

- Had 14 games with three or more assists, including a career-high six dimes in the home win over Mississippi State (3/1).

ROMULUS HIGH SCHOOL:

- Led his team to the 2013 Michigan Class A state title, a 27-1 overall record and a No. 24 ranking in the final ESPN High School Power Rankings.
- Was named first team all-state each of his final two years as a prep, averaging 12.8 points, 4.0 rebounds and 6.5 assists as a senior.

PERSONAL:

- Full name is Wesley Lavert Clark.
- Son of Yvette Johnson and Wes Clark Sr.
- Born Dec. 12, 1994, in Detroit, Mich.

#15 AT A GLANCE

2015-16 Career

Scored 10+ points	10	23
Scored 15+ points	5	10
Scored 20+ points	4	4
Dished 3+ assists	16	42
Dished 5+ assists	4	14
Hit 5+ FGs	5	11
Hit 10+ FGs	1	1
Hit 2+ 3-pointers	7	21
Attempted 10+ FGs	9	22
Recorded 3+ steals	4	12
Grabbed 5+ rebounds	4	14
Played 30+ minutes	9	25

#15 GAME HIGHS

2015-16 Career

26, at S. Carolina	26, at S. Carolina	
<u>1-16-16</u>	<u>PTS</u>	<u>1-16-16</u>
10, at S. Carolina	10, at S. Carolina	
<u>1-16-16</u>	<u>FGM</u>	<u>1-16-16</u>
16, Twice	16, 3 times	
	<u>FGA</u>	
4, Twice	4, 3 times	
	<u>3PTM</u>	
7, at Georgia	8, Twice	
<u>1-6-16</u>	<u>3PTA</u>	
10, Ole Miss	10, Ole Miss	
<u>2-3-16</u>	<u>FTM</u>	<u>2-3-16</u>
10, Ole Miss	10, Ole Miss	
<u>2-3-16</u>	<u>FTA</u>	<u>2-3-16</u>
9, at Texas A&M	9, Twice	
<u>1-23-16</u>	<u>REB</u>	
8, at S. Carolina	9, Oral Roberts	
<u>1-16-16</u>	<u>ASST</u>	<u>11-19-14</u>
2, Savannah St.	2, Savannah St.	
<u>1-2-16</u>	<u>BLKS</u>	<u>1-2-16</u>
3, 4 times	6, UMKC	
	<u>STLS</u>	<u>11-14-14</u>

CLARK CAREER STATS

SEASON	G-GS	MIN	MPG	FG-A	FG%	3FG-A	3FG%	FT-A	FT%	REB / AVG.	AST / TO	BS / S	TP	AVG.
2013-14	33-0	672	20.4	42-117	.359	21-57	.368	31-49	.633	72 / 2.2	70 / 53	2 / 26	136	4.1
2014-15	23-20	713	31.0	81-233	.348	32-102	.314	38-51	.745	81 / 3.5	71 / 45	4 / 38	232	10.1
2015-16	25-25	662	26.5	80-216	.370	30-80	.375	55-66	.833	75 / 3.0	74 / 54	4 / 23	245	9.8
TOTAL	81-45	2047	25.3	203-566	.359	83-239	.347	124-166	.747	228 / 2.8	215 / 152	10 / 87	613	7.6

NCAA APPEARANCES: '44, '76, '78, '80, '81, '82, '83, '86, '87, '88, '89, '90, '92, '93, '95, '99, '00, '01, '02, '03, '09, '10, '11, '12, '13



JAKEENAN GANT

SO // F // 6-8 // 212

Springfield, Ga.

Effingham County High School

LAST GAME (TENNESSEE 2-13-16)

FG	FGA	3FG	3FGA	FT	FTA	REB	PTS
2	3	1	1	0	0	6	5

GANT 2015-16 GAME-BY-GAME

Opponent	Date	GS	Min	FG	FGA	Pct	3FG	FGA	Pct	FT	FTA	Pct	Off	Def	Tot	Avg	PF	FO	A	TO	Blk	Stl	Pts	Avg
WOFFORD	11-13-15	*	16	1-5	.200	0-3	.000	2-2	1.000	1	3	4	4.0	5	1	1	0	1	0	1	0	4	4.0	
UMES	11-15-15	*	13	2-2	1.000	0-0	.000	0-0	.000	0	1	1	2.5	4	0	0	1	2	1	4	4.0			
at Xavier	11-17-15	*	15	0-3	.000	0-2	.000	1-2	.500	1	1	2	2.3	1	0	1	2	1	0	1	0	1	3.0	
vs Kansas State	11-23-15	*	7	0-2	.000	0-1	.000	0-0	.000	0	1	1	2.0	4	0	0	0	0	1	0	0	0	2.3	
vs Northwestern	11-24-15		5	1-1	1.000	0-0	.000	2-3	.667	1	0	1	1.8	3	0	0	0	0	0	0	4	2.6		
ARKANSAS ST.	12-1-15		8	1-4	.250	0-1	.000	0-0	.000	1	0	1	1.7	1	0	0	0	1	0	2	2.5			
NORTHERN ILL.	12-4-15		18	4-6	.667	0-0	.000	3-3	1.000	2	4	6	2.3	1	0	0	1	1	1	11	3.7			
OMAHA	12-9-15		20	3-6	.500	0-0	.000	5-7	.714	1	4	5	2.6	0	0	0	1	2	1	11	4.6			
at Arizona	12-13-15		17	3-6	.500	0-0	.000	2-2	1.000	0	3	3	2.7	2	0	0	1	0	0	8	5.0			
NC STATE	12-19-15		16	2-5	.400	0-0	.000	0-0	.000	1	1	2	2.6	2	0	0	0	1	1	4	4.9			
vs Illinois	12-23-15		18	4-5	.800	0-0	.000	0-0	.000	2	4	6	2.9	1	0	0	0	2	0	8	5.2			
ARKANSAS-PB	12-29-15		20	1-7	.143	0-0	.000	5-6	.833	4	7	11	3.6	1	0	2	0	4	1	7	5.3			
SAVANNAH ST	1-2-16		22	2-5	.400	0-0	.000	0-0	.000	3	2	5	3.7	0	0	0	1	1	0	4	5.2			
at Georgia	1-6-16		25	2-6	.333	0-1	.000	1-2	.500	2	4	6	3.9	2	0	0	2	0	0	5	5.2			
AUBURN	1-9-16		12	2-3	.667	1-1	1.000	0-0	.000	1	2	3	3.8	3	0	0	1	2	0	5	5.2			
ARKANSAS	1-12-16		12	2-4	.500	0-0	.000	0-0	.000	1	2	3	3.8	4	0	1	1	1	0	4	5.1			
at S. Carolina	1-16-16		19	1-3	.333	0-0	.000	1-2	.500	1	2	3	3.7	1	0	0	0	1	0	3	5.0			
GEORGIA	1-20-16		3	0-2	.000	0-0	.000	0-0	.000	0	0	0	3.5	0	0	0	0	0	0	0	4.7			
at Texas A&M	1-23-16		14	0-5	.000	0-1	.000	1-2	.500	2	2	4	3.5	0	0	0	1	0	1	1	4.5			
at Kentucky	1-27-16		17	1-3	.333	0-1	.000	0-0	.000	0	3	3	3.5	1	0	0	1	1	1	2	4.4			
MISSISSIPPI ST	1-30-16		24	5-8	.625	0-1	.000	1-2	.500	3	2	5	3.6	3	0	0	0	1	1	11	4.7			
OLE MISS	2-3-16		10	0-1	.000	0-0	.000	0-0	.000	1	1	2	3.5	1	0	0	2	2	2	0	4.5			
at Alabama	2-6-16	DNP - Susp.																						
at Vanderbilt	2-10-16		15	7-9	.778	2-3	.667	0-0	.000	1	1	2	3.4	5	1	0	0	1	0	16	5.0			
TENNESSEE	2-13-16		16	2-3	.667	1-1	1.000	0-0	.000	1	5	6	3.5	2	0	0	1	0	0	5	5.0			
S. CAROLINA	2-16-16																							
at Arkansas	2-20-16																							
at Kentucky	2-23-16																							
at Ole Miss	2-23-16																							
TEXAS A&M	2-27-16																							
at LSU	3-1-16																							
FLORIDA	3-5-16																							

2015-16 (SOPHOMORE):

- Career-high 16 points in just 15 minutes off the bench at Vanderbilt (Feb. 10), hitting a career-high 7 field goals on a career-high 9 attempts.
- Sixth game with multiple blocks vs. Ole Miss (Feb. 3), along with two steals, a career-high.
- 11 points on a season-high 5 FG makes vs. Mississippi State (Jan. 30), also pulling down 5 rebounds.
- Career-high 11 rebounds and four blocks in 20 minutes off the bench vs. Arkansas-Pine Bluff (Dec. 29).
- Productive 18 minutes vs. Illinois (Dec. 23), scoring 8 points (4-of-5 FG) and matching season bests in rebounds (6) and blocks (2).
- Second-straight game with 11 points (3-of-6 FG, 5-of-7 FT) in the win vs. Omaha (Dec. 9), with career highs in FT makes (5) and attempts (7).
- Breakout game of season with 11 points (4-of-6 FG, 3-of-3 FT) vs. Northern Illinois (Dec. 4) in 18 minutes off the bench.

2014-15 (FRESHMAN):

- Shot an efficient 51.2-percent from the field in his initial season wearing the Black & Gold.
- Finished the season with 14 blocks in 23 games for a team-best average of 0.61 blocks per game.

- 13 points (4-of-8 FG, 1-of-4 3PT, 4-of-4 FT) in 15 minutes off the bench vs. Xavier (Dec. 13), the first action of his collegiate career.
- Did not appear in the first 9 games of 2014-15 during a review of his eligibility by the University of Missouri.

EFFINGHAM COUNTY HIGH SCHOOL:

- One of the premier players in the class of 2014 and was selected to participate in USA Basketball's U18 National Team training camp.
- Was named Georgia's Mr. Basketball as a senior in 2014.
- Averaged 21.0 points, 10.5 rebounds, 4.0 blocks and 2.8 assists for the Effingham County Rebels as a senior.

PERSONAL:

- Full name is Jakeenan Tyelle Gant.
- Son of La'Kenia Gant and James McDonald.
- Has an older sister, Daira, and younger sister, Arial.
- Born May 6, 1996, in Savannah, Ga.
- Would enjoy working in the restaurant business after basketball.

#23 AT A GLANCE

2015-16 Career

Scored 5+ points	9	22
Scored 10+ points	4	7
Scored 15+ points	1	1
Hit 3+ FGs	6	16
Hit 5+ FGs	2	3
Grabbed 5+ rebounds	8	10
Recorded 2+ blocks	6	10
Played 20+ minutes	5	8

#23 GAME HIGHS

2015-16 Career

16, at Vanderbilt	16, at Vanderbilt
2-10-16	PTS
7, at Vanderbilt	7, at Vanderbilt
2-10-16	FGM
9, at Vanderbilt	9, at Vanderbilt
2-10-16	FGA
2, at Vanderbilt	2, at Vanderbilt
2-10-16	3PTM
3, Twice	4, Xavier
	3PTA
5, Omaha	5, Omaha
12-9-15	FTM
7, Omaha	7, Omaha
12-9-15	FTA
11, Arkansas-PB	11, Arkansas-PB
12-29-15	REB
2, Arkansas-PB	3, at Arkansas
12-29-15	ASST
4, Arkansas-PB	4, Arkansas-PB
12-29-15	BLKS
2, Ole Miss	2, Ole Miss
2-3-16	STLS
	2-3-16

GANT CAREER STATS

SEASON	G-GS	MIN	MPG	FG-A	FG%	3FG-A	3FG%	FT-A	FT%	REB / AVG.	AST / TO	BS / S	TP	AVG.
2014-15	23-6	324	14.1	47-91	.516	1-14	.071	18-25	.720	50 / 2.2	7 / 16	14 / 9	113	4.9
2015-16	24-4	362	15.1	46-104	.442	4-16	.250	24-33	.727	85 / 3.5	5 / 16	26 / 10	120	5.0
TOTAL	47-10	686	14.6	93-195	.477	5-30	.167	42-58	.724	135 / 2.9	12 / 32	40 / 19	233	5.0

NCAA APPEARANCES: '44, '76, '78, '80, '81, '82, '83, '86, '87, '88, '89, '90, '92, '93, '95, '99, '00, '01, '02, '03, '09, '10, '11, '12, '13



KEVIN PURYEAR

FR // F // 6-7 / 236

Blue Springs, Mo.

South High School

LAST GAME (TENNESSEE 2-13-16)

FG	FGA	3FG	3FGA	FT	FTA	REB	PTS
6	8	2	3	3	4	5	17

PURYEAR 2015-16 GAME-BY-GAME

Opponent	Date	GS	Min	FG	FGA	Pct	3FG	FGA	Pct	FT	FTA	Pct	Off	Def	Tot	Avg	PF	FO	A	TO	Blk	Stl	Pts	Avg
WOFFORD	11-13-15	*	32	8-14	.571	1-3	.333	3-4	.750	0	5	5	5.0	1	0	0	2	0	0	2	0	1	20	20.0
UMES	11-15-15	*	26	4-7	.571	0-0	.000	5-6	.833	1	4	5	5.0	0	0	1	2	0	1	2	0	1	13	16.5
at Xavier	11-17-15	*	29	4-9	.444	0-2	.000	4-4	1.000	0	5	5	5.0	3	0	0	1	0	0	1	0	0	12	15.0
vs Kansas State	11-23-15	*	31	4-9	.444	0-0	.000	1-2	.500	1	2	3	4.5	2	0	0	0	0	1	0	1	0	9	13.5
vs Northwestern	11-24-15	*	29	6-11	.545	0-2	.000	2-4	.500	1	3	4	4.4	1	0	1	2	0	0	2	0	14	13.6	
ARKANSAS ST.	12-1-15	*	21	4-7	.571	0-1	.000	2-3	.667	2	5	7	4.8	2	0	1	3	0	0	3	0	10	13.0	
NORTHERN ILL.	12-4-15	*	24	6-10	.600	0-0	.000	5-5	1.000	0	1	1	4.3	1	0	0	4	0	0	4	0	17	13.6	
OMAHA	12-9-15	*	25	5-8	.625	1-2	.500	7-8	.875	2	6	8	4.8	2	0	1	1	0	1	1	0	1	18	14.1
at Arizona	12-13-15	*	22	2-10	.200	0-2	.000	0-1	.000	4	1	5	4.8	1	0	1	1	0	0	1	0	4	13.0	
NC STATE	12-19-15	*	25	1-2	.500	0-0	.000	2-2	1.000	0	2	2	4.5	1	0	0	0	0	0	0	0	4	12.1	
vs Illinois	12-23-15	*	19	5-8	.625	1-2	.500	1-3	.333	1	1	2	4.3	2	0	0	2	0	0	2	0	0	12	12.1
ARKANSAS-PB	12-29-15	*	17	4-9	.444	0-0	.000	5-6	.833	4	4	8	4.6	1	0	0	2	1	2	1	2	13	12.2	
SAVANNAH ST	1-2-16	*	15	2-5	.400	0-0	.000	4-4	1.000	1	3	4	4.5	1	0	1	0	0	0	0	0	8	11.8	
at Georgia	1-6-16	*	27	5-9	.556	0-1	.000	9-10	.900	1	2	3	4.4	2	0	0	1	0	0	1	0	1	19	12.4
AUBURN	1-9-16	*	28	4-9	.444	1-1	1.000	5-6	.833	4	7	11	4.9	4	0	1	3	0	1	3	0	1	14	12.5
ARKANSAS	1-12-16	*	29	3-7	.429	0-2	.000	2-2	1.000	0	3	3	4.8	2	0	1	1	0	0	0	0	8	12.2	
at S. Carolina	1-16-16	*	12	0-1	.000	0-0	.000	2-2	1.000	0	1	1	4.5	4	0	0	3	0	2	2	2	2	11.6	
GEORGIA	1-20-16	*	25	4-8	.500	0-1	.000	2-2	1.000	1	6	7	4.7	0	0	0	0	0	0	0	0	10	11.5	
at Texas A&M	1-23-16	*	30	3-8	.375	0-1	.000	5-7	.714	1	5	6	4.7	2	0	1	2	0	0	1	0	11	11.5	
at Kentucky	1-27-16	*	19	4-7	.571	0-0	.000	2-2	1.000	0	1	1	4.6	1	0	0	1	0	0	1	0	10	11.4	
MISSISSIPPI ST	1-30-16	*	20	1-5	.200	0-0	.000	0-0	.000	0	0	0	4.3	0	0	0	1	0	0	1	0	2	11.0	
OLE MISS	2-3-16	*	28	4-11	.364	0-1	.000	1-2	.500	2	3	5	4.4	2	0	0	1	0	0	1	0	9	10.9	
at Alabama	2-6-16	*	30	9-17	.529	2-3	.667	2-2	1.000	2	4	6	4.4	2	0	0	1	0	0	1	0	22	11.3	
at Vanderbilt	2-10-16	*	23	4-10	.400	0-1	.000	2-3	.667	3	4	7	4.5	1	0	0	0	0	0	2	10	11.3		
TENNESSEE	2-13-16	*	25	6-8	.750	2-3	.667	3-4	.750	1	4	5	4.6	2	0	1	1	0	0	1	0	17	11.5	
S. CAROLINA	2-16-16																							
at Arkansas	2-20-16																							
at Ole Miss	2-23-16																							
TEXAS A&M	2-27-16																							
at LSU	3-1-16																							
FLORIDA	3-5-16																							

2015-16 (FRESHMAN):

- Has hit double figures in scoring in 17-of-25 games in 2015-16.
- Hit 2+ 3-pointers for the second time in three games en route to 17 points vs. Tennessee (Feb. 13).
- 10 points (4-of-10 FG, 2-of-3 FT) and 7 rebounds at Vanderbilt (Feb. 10), including matching a season-best with 2 steals.
- Season-best scoring output at Alabama (Feb. 6), netting 22 points on season highs in FGM (9) and FGA (17), and also snagging 6 rebounds.
- Became the 12th freshman in program history to record 200 points and 100 rebounds in a season with his effort against the Crimson Tide.
- Matched season high in steals (2) at No. 19 South Carolina (Jan. 16).
- First career double-double in the 76-61 win vs. Auburn (Jan. 9), recording 14 points (4-of-9 FG, 1-of-1 3PT, 5-of-6 FT) and 11 rebounds.
- Career highs in FT (9) and FTA (10) to reach 19 points (5-of-9 FG) in the game at Georgia (Jan. 6).
- 13 points (4-of-9 FG, 5-of-6 FT) and eight rebounds in 17 minutes in the 78-25 win vs. Arkansas-Pine Bluff (Dec. 29).
- Then-season-best eight rebounds to go along with 18 points (5-of-8 FG, 1-of-2 3PT, 7-of-8 FT) vs. Omaha (Dec. 9).
- Scored 20 points (8-of-14 FG, 1-of-3 3PT, 3-of-4 FT) in his collegiate debut, leading Mizzou past Wofford (Nov. 13), 83-74.
- Joined an exclusive list of debuts, with other recent 20-point Tiger freshman

performances including: Montaque Gill-Ceaser, 21 points vs. UMKC (Nov. 14, 2014), Jevon Crudup, 22 points at Rutgers (Nov. 27, 1990), Steve Stipanovich, 23 points vs. Southwest Texas State (Nov. 30, 1979).

BLUE SPRINGS SOUTH HIGH SCHOOL:

- Averaged 20.1 points and 7.8 rebounds per game while shooting 53.4 percent from the floor as a senior at Blue Springs South.
- Led South to its first Missouri Class 5 State Championship in school history at Mizzou Arena as a senior.
- Was a Missouri Class 5 All-State selection as a junior and senior.
- Chose Mizzou over offers from Arkansas, Ole Miss, Nebraska, Oklahoma State and Creighton.

PERSONAL:

- Son of Kevin and Vicki Puryear.
- Born Nov. 18, 1996, in New Brunswick, N.J.
- Has two sisters, Aleyse and Kendall.
- Grew up dreaming of chance to play at Mizzou.
- Favorite sports movie is *Coach Carter*.
- Favorite professional athlete to follow is LeBron James.
- Would like to pursue a career in basketball.

#24 AT A GLANCE

2015-16 Career

Scored 10+ points	17	-
Scored 15+ points	6	-
Scored 20+ points	2	-
Hit 5+ FGs	8	-
Hit 2+ 3-pointers	2	-
Attempted 10+ FGs	7	-
Grabbed 5+ rebounds	14	-
Multiple steals	3	-
Played 20+ minutes	19	-
Played 30+ minutes	4	-

#24 GAME HIGHS

2015-16 Career

22, at Alabama	-
2-6-16 PTS	-
9, at Alabama	-
2-6-16 FGM	-
17, at Alabama	-
2-6-16 FGA	-
2, Twice	-
3PTM	-
3, 3 times	-
3PTA	-
9, at Georgia	-
1-6-16 FTM	-
10, at Georgia	-
1-6-16 FTA	-
11, Auburn	-
1-9-16 REB	-
1, 10 times	-
ASST	-
1, Twice	-
BLKS	-
2, 3 times	-
STLS	-

PURYEAR CAREER STATS

SEASON	G-GS	MIN	MPG	FG-A	FG%	3FG-A	3FG%	FT-A	FT%	REB / AVG.	AST / TO	BS / S	TP	AVG.
2015-16	25-25	611	24.4	102-209	.488	8-28	.286	76-94	.809	114 / 4.6	10 / 35	2 / 11	288	11.5
Total	25-25	611	24.4	102-209	.488	8-28	.286	76-94	.809	114 / 4.6	10 / 35	2 / 11	288	11.5



RUSSELL WOODS

JR // F // 6-8 // 225

Chicago, Ill. // Simeon Career Academy

John A. Logan College (Ill.)

LAST GAME (TENNESSEE 2-13-16)

FG	FGA	3FG	3FGA	FT	FTA	REB	PTS
0	0	0	0	0	0	0	0

WOODS 2015-16 GAME-BY-GAME

Opponent	Date	GS	Min	FG	FGA	Pct	3FG	FGA	Pct	FT	FTA	Pct	Off	Def	Tot	Avg	PF	FO	A	TO	Blk	Stl	Pts	Avg
WOFFORD	11-13-15	13	4-5	.800	0-0	.000	1-1	1.000	1	2	3	3.0	3	0	0	0	0	0	0	0	0	9	9.0	
UMES	11-15-15	15	0-0	.000	0-0	.000	1-4	.250	0	1	1	2.0	2	0	1	0	1	0	1	0	1	0	1	5.0
at Xavier	11-17-15	8	0-0	.000	0-0	.000	0-0	.000	2	1	3	2.3	3	0	0	0	0	0	0	0	0	0	3.3	
vs Kansas State	11-23-15	19	2-3	.667	0-0	.000	0-0	.000	1	0	1	2.0	3	0	0	0	0	0	0	0	0	4	3.5	
vs Northwestern	11-24-15	12	0-0	.000	0-0	.000	0-0	.000	0	1	1	1.8	3	0	0	0	0	0	0	0	0	0	2.8	
ARKANSAS ST.	12-1-15	11	4-6	.667	0-0	.000	0-4	.000	2	2	4	2.2	3	0	0	1	1	0	0	0	0	8	3.7	
NORTHERN ILL.	12-4-15	15	4-4	1.000	0-0	.000	1-2	.500	1	3	4	2.4	4	0	1	1	0	0	0	0	0	9	4.4	
OMAHA	12-9-15	15	3-3	1.000	0-0	.000	0-0	.000	1	1	2	2.4	3	0	0	0	0	0	0	0	0	6	4.6	
at Arizona	12-13-15	22	1-5	.200	0-0	.000	3-6	.500	1	3	4	2.6	4	0	0	0	0	0	0	0	0	5	4.7	
NC STATE	12-19-15	19	2-3	.667	0-0	.000	0-0	.000	0	4	4	2.7	3	0	2	0	1	0	1	0	4	4.6		
vs Illinois	12-23-15	24	3-5	.600	0-0	.000	1-2	.500	3	7	10	3.4	2	0	1	2	0	1	2	0	1	7	4.8	
ARKANSAS-PB	12-29-15	*	15	2-4	.500	0-0	.000	2-3	.667	4	6	10	3.9	3	0	1	3	0	0	0	0	6	4.9	
SAVANNAH ST	1-2-16	*	18	3-3	1.000	0-0	.000	1-2	.500	0	3	3	3.8	1	0	1	0	2	2	2	7	5.1		
at Georgia	1-6-16	*	8	0-1	.000	0-0	.000	0-0	.000	1	0	1	3.6	4	0	0	0	0	0	0	0	0	4.7	
AUBURN	1-9-16	*	7	1-1	1.000	0-0	.000	1-2	.500	0	0	0	3.4	4	0	0	1	0	0	0	0	3	4.6	
ARKANSAS	1-12-16	*	19	0-2	.000	0-0	.000	2-2	1.000	1	2	3	3.4	2	0	0	1	0	0	1	0	2	4.4	
at S. Carolina	1-16-16	*	22	0-2	.000	0-0	.000	1-2	.500	0	2	2	3.3	1	0	0	1	0	0	0	0	1	4.2	
GEORGIA	1-20-16		15	0-1	.000	0-0	.000	0-0	.000	0	0	0	3.1	0	0	0	1	0	0	0	0	0	4.0	
at Texas A&M	1-23-16		18	0-2	.000	0-0	.000	0-3	.000	2	1	3	3.1	4	0	1	0	0	0	0	0	0	3.8	
at Kentucky	1-27-16		18	0-0	.000	0-0	.000	0-0	.000	0	1	1	3.0	2	0	0	0	0	0	0	0	0	3.6	
MISSISSIPPI ST	1-30-16		11	1-2	.500	0-0	.000	0-2	.000	3	1	4	3.0	1	0	1	1	0	0	0	2	3.5		
OLE MISS	2-3-16		7	1-1	1.000	0-0	.000	0-1	.000	1	0	1	3.0	3	0	0	0	0	0	0	2	3.5		
at Alabama	2-6-16		DNP-Susp.																					
at Vanderbilt	2-10-16		11	0-1	.000	0-0	.000	0-0	.000	1	2	3	3.0	3	0	0	0	0	0	0	0	0	3.3	
TENNESSEE	2-13-16		5	0-0	.000	0-0	.000	0-0	.000	0	0	0	2.8	1	0	0	0	0	1	0	0	0	3.2	
S. CAROLINA	2-16-16																							
at Arkansas	2-20-16																							
at Ole Miss	2-23-16																							
TEXAS A&M	2-27-16																							
at LSU	3-1-16																							
FLORIDA	3-5-16																							

2015-16 (JUNIOR):

- Back-to-back games with 10 rebounds with his effort vs. Arkansas-Pine Bluff (Dec. 29), his first career start.
- Grabbed 10 rebounds vs. Illinois (Dec. 23), a career-best and the most for a Mizzou player at that point in the 2015-16 season.
- Played a season-high 22 minutes off the bench at No. 13 Arizona (Dec. 13), scoring five points.
- Matched season highs in points (9) and rebounds (4) on a perfect night of shooting from the field (4-of-4 FG, 1-of-2 FT) in the 78-71 win vs. Northern Illinois (Dec. 4).
- Scored 9 points (4-of-5 FG, 1-of-1 FT) in his Mizzou debut vs. Wofford (Nov. 13), logging 13 minutes off the bench.

JUNIOR COLLEGE (JOHN A. LOGAN COLLEGE):

- Averaged 14.1 points and 7.2 rebounds per game and shot 61-percent from the field during the 2014-15 season at John A. Logan.
- Led John A. Logan College to a 27-7 record in 2014-15.
- Anchored the post as John A. Logan captured a Great Rivers

Athletic Conference title and an NJCAA National Tournament berth.

- As a freshman, recorded 6.1 points per game while shooting 49.6-percent from the field.

HIGH SCHOOL:

- Won an Illinois state title as a senior at Simeon Career Academy.
- Played alongside Milwaukee Bucks forward and former No. 2 NBA Draft selection Jabari Parker.
- Transferred to Simeon from Leo Catholic High School in Chicago after his junior year.
- Earned all-state recognition as a junior at Leo Catholic.

PERSONAL:

- Son of Vivian Winters and Russell Woods, Sr.
- Born Dec. 5, 1994, in Chicago, Ill.
- Enjoys cooking in his spare time.

#25 AT A GLANCE

2015-16 Career

Scored 5+ points	8	-
Scored 10+ points	-	-
Hit 3+ FGs	6	-
Grabbed 5+ rebounds	2	-
Recorded 2+ blocks	1	-
Played 20+ minutes	3	-

#25 GAME HIGHS

2015-16 Career

9, Twice		-
	PTS	-
4, 3 times		-
	FGM	-
6, Arkansas St.		-
12-1-15	FGA	-
-		-
-	3PTM	-
-		-
-	3PTA	-
3, at Arizona		-
12-13-15	FTM	-
6, at Arizona		-
12-13-15	FTA	-
10, Twice		-
	REB	-
2, NC State		-
12-19-15	ASST	-
2, Savannah St.		-
1-2-16	BLKS	-
2, Savannah St.		-
1-2-16	STLS	-

WOODS CAREER STATS

SEASON	G-GS	MIN	MPG	FG-A	FG%	3FG-A	3FG%	FT-A	FT%	REB / AVG.	AST / TO	BS / S	TP	AVG.
2015-16	24-6	347	14.5	31-54	.574	0-0	.000	14-36	.389	68 / 2.8	9 / 12	6 / 4	76	3.2
TOTAL	24-6	347	14.5	31-54	.574	0-0	.000	14-36	.389	68 / 2.8	9 / 12	6 / 4	76	3.2



ADAM WOLF

FR // F // 6-7 // 202

Beaver Dam, Wis.

Beaver Dam High School

LAST GAME (AT VANDERBILT 2-10-16)

FG	FGA	3FG	FGA	FT	FTA	REB	PTS
0	1	0	1	0	0	0	0

WOLF 2015-16 GAME-BY-GAME

Opponent	Date	GS	Min	FG	FGA	Pct	3FG	FGA	Pct	FT	FTA	Pct	Off	Def	Tot	Avg	PF	FO	A	TO	Blk	Stl	Pts	Avg
WOFFORD	11-13-15	DNP																						
UMES	11-15-15	DNP																						
at Xavier	11-17-15	DNP																						
vs Kansas State	11-23-15	DNP																						
vs Northwestern	11-24-15	DNP																						
ARKANSAS ST.	12-1-15	DNP																						
NORTHERN ILL.	12-4-15	DNP																						
OMAHA	12-9-15	DNP																						
at Arizona	12-13-15	1	1-1	1.000	1-1	1.000	0-0	.000	0-0	.000	0-0	.000	0	0	0	0.0	0	0	0	0	0	3	3.0	
NC STATE	12-19-15	DNP																						
vs Illinois	12-23-15	DNP																						
ARKANSAS-PB	12-29-15	5	3-4	.750	0-0	.000	0-0	.000	0-0	.000	1-2	.500	1	2	3	1.5	0	0	0	0	2	1	6	4.5
SAVANNAH ST	1-2-16	3	0-1	.000	0-1	.000	0-0	.000	0-0	.000	0-2	.000	0	2	2	1.7	0	0	0	0	0	0	0	3.0
at Georgia	1-6-16	DNP																						
AUBURN	1-9-16	DNP																						
ARKANSAS	1-12-16	DNP																						
at S. Carolina	1-16-16	DNP																						
GEORGIA	1-20-16	DNP																						
at Texas A&M	1-23-16	DNP																						
at Kentucky	1-27-16	1	0-0	.000	0-0	.000	0-0	.000	0-0	.000	0-0	.000	0	0	0	1.3	0	0	0	0	0	0	0	2.3
MISSISSIPPI ST	1-30-16	DNP																						
OLE MISS	2-3-16	DNP																						
at Alabama	2-6-16	12	0-1	.000	0-1	.000	0-0	.000	0-0	.000	0-3	.000	0	3	3	1.6	3	0	0	0	0	0	0	1.8
at Vanderbilt	2-10-16	1	0-1	.000	0-1	.000	0-0	.000	0-0	.000	0-0	.000	0	0	0	1.3	0	0	0	0	0	0	0	1.5
TENNESSEE	2-13-16	DNP																						
S. CAROLINA	2-16-16																							
at Arkansas	2-20-16																							
at Ole Miss	2-23-16																							
TEXAS A&M	2-27-16																							
at LSU	3-1-16																							
FLORIDA	3-5-16																							

2015-16 (FRESHMAN):

- Season-high 12 minutes of action off the bench at Alabama (Feb. 6), recording a season-best 3 rebounds.
- 6 points (3-of-4 FG) in just five minutes to close out the 78-25 win vs. Arkansas-Pine Bluff (Dec. 29), including 3 rebounds and 2 blocks
- Scored his first career points on a three-pointer in his first minute of collegiate action at No. 13 Arizona (Dec. 13).

HIGH SCHOOL:

- Averaged 17.0 points and 7.5 rebounds per game and helped lead Beaver Dam High School to a 19-win season as a senior.
- Earned Little Ten Conference Co-Player of the Year honors for his tremendous play on the court.
- Played three seasons at Lake Forest High School in Illinois before transferring to Beaver Dam High School in Wisconsin for his senior season.
- Battled injuries through career at Lake Forest, averaging 6.3 points and 3.3 points per game as a junior while playing through a stress fracture.

- Passed up several Division II scholarship offers to accept Coach Anderson's walk-on opportunity at Mizzou.

PERSONAL:

- Son of John and Jamie Wolf.
- Born on March 21, 1997, in Milwaukee, Wis.
- Has an older sister, Danielle, and younger sister, Lilly.
- Would like to work in business at the conclusion of his basketball-playing career.
- Father, John, was a walk-on basketball player at Marquette from 1989-91.
- Favorite movie is *Star Wars*.

#32 AT A GLANCE

2015-16 Career

Scored 5+ points	1	-
Scored 10+ points	-	-
Hit 3+ FGs	1	-
Recorded 3+ rebounds	2	-
Recorded 2+ blocks	1	-
Played 10+ minutes	1	-

#32 GAME HIGHS

2015-16 Career

6, Arkansas-PB		-
12-29-15	PTS	-
3, Arkansas-PB		-
12-29-15	FGM	-
4, Arkansas-PB		-
12-29-15	FGA	-
1, at Arizona		-
12-13-15	3PTM	-
1, Twice		-
	3PTA	-
-		-
-	FTM	-
-		-
-	FTA	-
3, Twice		-
	REB	-
-		-
-	ASST	-
2, Arkansas-PB		-
12-29-15	BLKS	-
1, Arkansas-PB		-
12-29-15	STLS	-

WOLF CAREER STATS

SEASON	G-GS	MIN	MPG	FG-A	FG%	3FG-A	3FG%	FT-A	FT%	REB / AVG.	AST / TO	BS / S	TP	AVG.
2015-16	6-0	23	3.8	4-8	.500	1-4	.250	0-0	.000	8 / 1.3	0 / 0	2 / 1	9	1.5
TOTAL	6-0	23	3.8	4-8	.500	1-4	.250	0-0	.000	8 / 1.3	0 / 0	2 / 1	9	1.5


CULLEN VANLEER

FR // G // 6-4 // 200

Pacific, Mo.

Pacific High School

LAST GAME (TENNESSEE 2-13-16)

FG	FGA	3FG	3FGA	FT	FTA	REB	PTS
1	4	0	3	0	0	0	2

VANLEER 2015-16 GAME-BY-GAME

Opponent	Date	GS	Min	FG	FGA	Pct	3FG	3FGA	Pct	FT	FTA	Pct	Off	Def	Tot	Avg	PF	FO	A	TO	Blk	Stl	Pts	Avg
WOFFORD	11-13-15	12	2-2	1.000	1-1	1.000	0-1	0.000	0-0	0.000	0-0	0.000	1	0	1	1.0	0	0	2	0	0	0	5	5.0
UMES	11-15-15	9	1-3	.333	1-3	.333	0-0	0.000	0-0	0.000	0-0	0.000	0	0	0	0.5	1	0	0	0	0	1	3	4.0
at Xavier	11-17-15	22	5-9	.556	3-7	.429	0-0	0.000	0-0	0.000	0-0	0.000	0	0	0	0.3	2	0	0	1	0	2	13	7.0
vs Kansas State	11-23-15	17	2-5	.400	2-5	.400	0-0	0.000	0-0	0.000	0-0	0.000	0	3	3	1.0	2	0	0	0	0	0	6	6.8
vs Northwestern	11-24-15	15	1-5	.200	1-4	.250	0-0	0.000	1-1	1.000	1-1	1.000	1	1	2	1.2	2	0	1	0	0	0	3	6.0
ARKANSAS ST.	12-1-15	16	2-6	.333	2-4	.500	0-0	0.000	1-2	0.500	1-2	0.500	1	2	3	1.5	3	0	1	1	0	0	6	6.0
NORTHERN ILL.	12-4-15	14	1-4	.250	1-4	.250	0-0	0.000	0-0	0.000	0-0	0.000	0	0	0	1.3	0	0	2	0	0	1	3	5.6
OMAHA	12-9-15	19	1-4	.250	1-3	.333	0-0	0.000	0-0	0.000	0-0	0.000	0	3	3	1.5	3	0	1	0	0	0	3	5.3
at Arizona	12-13-15	11	0-3	.000	0-3	.000	0-0	0.000	0-0	0.000	0-0	0.000	0	1	1	1.4	0	0	0	1	0	0	0	4.7
NC STATE	12-19-15	24	4-7	.571	4-7	.571	0-0	0.000	0-0	0.000	0-0	0.000	0	2	2	1.5	1	0	1	0	0	0	12	5.4
vs Illinois	12-23-15	20	0-2	.000	0-2	.000	0-0	0.000	0-0	0.000	0-0	0.000	0	2	2	1.5	3	0	1	0	0	0	0	4.9
ARKANSAS-PB	12-29-15	22	2-3	.667	1-2	.500	0-0	0.000	0-0	0.000	0-0	0.000	0	2	2	1.6	1	0	1	0	0	0	5	4.9
SAVANNAH ST	1-2-16	17	1-2	.500	0-1	.000	0-0	0.000	1-1	1.000	1-1	1.000	1	2	3	1.6	2	0	2	2	0	0	2	4.7
at Georgia	1-6-16	8	1-4	.250	1-3	.333	0-0	0.000	0-0	0.000	0-0	0.000	0	0	0	1.5	0	0	0	0	0	0	3	4.6
AUBURN	1-9-16	16	0-5	.000	0-2	.000	2-2	1.000	1-2	0.500	1-2	0.500	1	2	3	1.6	0	0	0	0	0	0	2	4.4
ARKANSAS	1-12-16	17	1-3	.333	1-3	.333	0-0	0.000	0-0	0.000	0-0	0.000	0	0	0	1.5	2	0	1	0	0	1	3	4.3
at S. Carolina	1-16-16	8	0-2	.000	0-2	.000	0-0	0.000	0-0	0.000	0-0	0.000	0	0	0	1.4	1	0	0	0	1	0	0	4.1
GEORGIA	1-20-16	14	1-5	.200	1-4	.250	0-0	0.000	1-1	1.000	1-1	1.000	1	0	1	1.4	0	0	0	1	0	0	3	4.0
at Texas A&M	1-23-16	18	0-3	.000	0-3	.000	0-0	0.000	0-0	0.000	0-0	0.000	0	1	1	1.4	0	0	1	0	0	0	0	3.8
at Kentucky	1-27-16	20	3-6	.500	1-3	.333	0-1	0.000	0-0	0.000	0-0	0.000	0	1	1	1.4	3	0	1	1	0	0	7	4.0
MISSISSIPPI ST	1-30-16	14	0-5	.000	0-4	.000	0-0	0.000	0-0	0.000	0-0	0.000	0	0	0	1.3	0	0	2	0	0	0	0	3.8
OLE MISS	2-3-16	16	3-7	.429	2-6	.333	2-2	1.000	0-1	0.000	0-1	0.000	0	1	1	1.3	2	0	0	1	0	2	10	4.0
at Alabama	2-6-16	24	1-4	.250	1-4	.250	1-2	.500	0-0	0.000	0-0	0.000	0	0	0	1.2	2	0	0	0	0	0	4	4.0
at Vanderbilt	2-10-16	17	1-4	.250	1-3	.333	0-0	0.000	0-0	0.000	0-0	0.000	0	3	3	1.3	2	0	0	1	0	0	3	4.0
TENNESSEE	2-13-16	16	1-4	.250	0-3	.000	0-0	0.000	0-0	0.000	0-0	0.000	0	0	0	1.2	1	0	0	1	0	0	2	3.9
S. CAROLINA	2-16-16																							
at Arkansas	2-20-16																							
at Ole Miss	2-23-16																							
TEXAS A&M	2-27-16																							
at LSU	3-1-16																							
FLORIDA	3-5-16																							

2015-16 (FRESHMAN):

- 10 points (3-of-7 FG, 2-of-6 3PT, 2-of-2 FT) vs. Ole Miss (Feb. 3), hitting multiple three-pointers for the 5th time this season.
- Multiple assists for the fourth time vs. Mississippi State (Jan. 30).
- First career block at No. 19 South Carolina (Jan. 16).
- Season-high four three-pointers on 4-of-7 3PT shooting in the game vs. NC State (Dec. 19), scoring 12 points.
- Season-best 13 points (5-of-9 FG, 3-of-7 3PT) at Xavier (Nov. 17), leading the Tigers in scoring for the first time.
- Hit on his two field goal attempts in his collegiate debut vs. Wofford (Nov. 13), including his first career 3-pointer.

PACIFIC HIGH SCHOOL:

- Averaged 23.5 points and 7.3 rebounds per game for Pacific High School as a senior.
- Became the all-time leading scorer in Pacific history, snapping a record that stood since 1954.
- Reached 1,000 career points in just 58 games
- Named Missouri Class 4 Co-Player of the Year.

- Was a MBCA Class 4 All-State selection.
- Added academic all-conference honors as a senior.
- Also competed in golf in high school, receiving first team all-conference recognition.

PERSONAL:

- Son of John and Lori VanLeer.
- Born on May 25, 1996, in Beaufort, Mo.
- Both parents attended Missouri State and work as educators, with mother, Lori, working as a superintendent and father, John, working as a physical education teacher and coach.
- Has been a fan of Mizzou Basketball since childhood.
- Showed cattle as a youngster.
- Has a younger brother named Cameron.
- Favorite sports movie is *Glory Road*.
- Would like to follow in his parents' footsteps and become a teacher or coach, or work in the physical therapy field.

#33 AT A GLANCE
2015-16 Career

Scored 5+ points	8	-
Scored 10+ points	3	-
Hit 3+ FGs	4	-
Hit 2+ 3PT FGs	5	-
Multiple assists	4	-
Multiple steals	2	-
Played 15+ minutes	17	-
Played 20+ minutes	6	-

#33 GAME HIGHS
2015-16 Career

13, at Xavier		-
11-17-15	PTS	-
5, at Xavier		-
11-17-15	FGM	-
9, at Xavier		-
11-17-15	FGA	-
4, NC State		-
12-19-15	3PTM	-
7, Twice		-
	3PTA	-
2, Twice		-
	FTM	-
2, Twice		-
	FTA	-
3, 4 times		-
	REB	-
2, 4 times		-
	ASST	-
1, at S. Carolina		-
1-16-16	BLKS	-
2, Twice		-
	STLS	-

VANLEER CAREER STATS

SEASON	G-GS	MIN	MPG	FG-A	FG%	3FG-A	3FG%	FT-A	FT%	REB / AVG.	AST / TO	BS / S	TP	AVG.
2015-16	25-0	406	16.2	34-107	.318	25-86	.291	5-8	.625	31 / 1.2	17 / 10	1 / 7	98	3.9
TOTAL	25-0	406	16.2	34-107	.318	25-86	.291	5-8	.625	31 / 1.2	17 / 10	1 / 7	98	3.9



RYAN ROSBURG

SR // F // 6-10 // 260

Chesterfield, Mo.

Marquette High School

LAST GAME (TENNESSEE 2-13-16)

FG	FGA	3FG	FGA	FT	FTA	REB	PTS
8	9	0	0	5	7	5	21

ROSBURG 2015-16 GAME-BY-GAME

Opponent	Date	GS	Min	FG	FGA	Pct	3FG	FGA	Pct	FT	FTA	Pct	Off	Def	Tot	Avg	PF	FO	A	TO	Blk	Stl	Pts	Avg
WOFFORD	11-13-15	20	1-2	.500	0-0	.000	4-6	.667	0	3	3	3.0	3	0	0	0	0	0	0	0	1	6	6.0	
UMES	11-15-15	10	0-0	.000	0-0	.000	0-0	.000	0	3	3	3.0	1	0	0	0	0	0	0	1	0	0	3.0	
at Xavier	11-17-15	9	0-0	.000	0-0	.000	1-2	.500	1	0	1	2.3	1	0	0	1	1	0	1	1	0	1	2.3	
vs Kansas State	11-23-15	7	0-0	.000	0-0	.000	0-2	.000	1	0	1	2.0	3	0	1	0	0	0	0	0	0	0	1.8	
vs Northwestern	11-24-15	*	28	4-9	.444	0-0	.000	0-3	.000	3	6	9	3.4	3	0	0	1	0	0	1	0	8	3.0	
ARKANSAS ST.	12-1-15	*	29	5-9	.556	0-0	.000	0-0	.000	0	2	2	3.2	3	0	0	1	0	0	0	0	10	4.2	
NORTHERN ILL.	12-4-15	*	21	2-2	1.000	0-0	.000	0-0	.000	3	4	7	3.7	4	0	1	1	2	0	4	4	4.1		
OMAHA	12-9-15	*	19	2-4	.500	0-0	.000	0-0	.000	1	2	3	3.6	4	0	1	2	0	0	4	4.1			
at Arizona	12-13-15	*	14	1-2	.500	0-0	.000	0-0	.000	1	3	4	3.7	3	0	0	1	1	0	2	3.9			
NC STATE	12-19-15	*	15	1-2	.500	0-0	.000	0-1	.000	2	4	6	3.9	4	0	1	1	0	0	2	3.7			
vs Illinois	12-23-15	*	15	1-3	.333	0-0	.000	0-0	.000	0	3	3	3.8	1	0	1	1	0	1	2	3.5			
ARKANSAS-PB	12-29-15	11	1-2	.500	0-0	.000	1-1	1.000	0	0	0	3.5	2	0	0	0	0	0	1	3	3.5			
SAVANNAH ST	1-2-16	15	2-3	.667	0-0	.000	1-3	.333	1	4	5	3.6	1	0	0	0	0	0	5	3.6				
at Georgia	1-6-16	14	1-2	.500	0-0	.000	2-3	.667	1	4	5	3.7	2	0	0	1	0	1	4	3.6				
AUBURN	1-9-16	21	2-2	1.000	0-0	.000	0-0	.000	0	2	2	3.6	4	0	0	2	0	1	4	3.7				
ARKANSAS	1-12-16	10	2-2	1.000	0-0	.000	0-0	.000	1	1	2	3.5	1	0	0	1	0	0	4	3.7				
at S. Carolina	1-16-16	14	6-6	1.000	0-0	.000	0-0	.000	0	0	0	3.3	5	1	0	1	0	0	12	4.2				
GEORGIA	1-20-16	*	25	3-4	.750	0-0	.000	0-1	.000	0	5	5	3.4	1	0	0	1	1	0	6	4.3			
at Texas A&M	1-23-16	*	18	5-6	.833	0-0	.000	0-0	.000	1	3	4	3.4	5	1	0	1	1	0	10	4.6			
at Kentucky	1-27-16	*	11	1-3	.333	0-0	.000	0-1	.000	0	1	1	3.3	1	0	0	0	0	0	2	4.5			
MISSISSIPPI ST	1-30-16	*	9	1-2	.500	0-0	.000	4-4	1.000	0	1	1	3.2	0	0	0	0	1	0	6	4.5			
OLE MISS	2-3-16	*	33	1-2	.500	0-0	.000	0-3	.000	2	1	3	3.2	4	0	2	0	1	0	2	4.4			
at Alabama	2-6-16	*	23	7-12	.583	0-0	.000	3-3	1.000	5	2	7	3.3	4	0	0	1	0	1	17	5.0			
at Vanderbilt	2-10-16	*	29	9-18	.500	0-0	.000	6-11	.545	4	7	11	3.7	4	0	1	0	0	1	24	5.8			
TENNESSEE	2-13-16	*	35	8-9	.889	0-0	.000	5-7	.714	0	5	5	3.7	3	0	1	2	2	1	21	6.4			
S. CAROLINA	2-16-16																							
at Arkansas	2-20-16																							
at Ole Miss	2-23-16																							
TEXAS A&M	2-27-16																							
at LSU	3-1-16																							
FLORIDA	3-5-16																							

2015-16 (SENIOR):

- Second-straight game with 20+ points with 21 vs. Tennessee (Feb. 13), shooting an efficient 8-of-9 from the field.
- Back-to-back games resetting his career-high in scoring with 24 points and 11 rebounds at Vanderbilt (Feb. 10) for his first career double-double.
- Set new career-high marks in FGM (9), FGA (18), FTM (6) and FTA (11) in the game at Vanderbilt (Feb. 10).
- Then-career game at Alabama (Feb. 6), scoring 17 points on 7-of-12 shooting from the field, also grabbing 7 rebounds and recording 1 steal.
- 10 points on 5-of-6 FG shooting at No. 10 Texas A&M (Jan. 23).
- Career-high 6 FGM in a perfect shooting game at No. 19 South Carolina (Jan. 16) for his fourth career game in double-figure scoring.
- 8 points (4-of-9 FG), 9 rebounds in first start of season vs. Northwestern (Nov. 24).

2014-15 (JUNIOR):

- Appeared in 30 or more games for the third consecutive season, earning 17 starts for Mizzou as a junior.
- Season-best 12 points on 6-of-7 FG shooting vs. Mississippi State (Feb. 14).

2013-14 (SOPHOMORE):

- Played in all 35 games as a sophomore, making 32 starts.
- Shot an incredibly efficient 71.6 percent from the floor.

2012-13 (FRESHMAN):

- Played in 31 games (6.9 MPG) as a reserve for Alex Oriakhi.

MARQUETTE HIGH SCHOOL:

- One of Missouri's top players his final two seasons of high school and twice earned all-state honors.
- Finished with 1,862 career points, second all-time in school history and is the school's career leaders in rebounding and blocked shots.

PERSONAL:

- Son of Cindy and Paul Rosburg.
- Born Nov. 12, 1993, in Chesterfield, Mo.
- Has one brother, Andy, who played at Mizzou in 2011-12.

#44 AT A GLANCE

2015-16 Career

Scored 5+ points	11	34
Scored 10+ points	6	8
Scored 20+ points	2	2
Grabbed 5+ rebounds	9	28
Grabbed 10+ rebounds	1	3
Recorded 2+ blocks	2	10
Played 20+ minutes	8	42

#44 GAME HIGHS

2015-16 Career

24, at Vanderbilt	24, at Vanderbilt
2-10-16	PTS
9, at Vanderbilt	9, at Vanderbilt
2-10-16	FGM
18, at Vanderbilt	18, at Vanderbilt
2-10-16	FGA
-	-
-	3PTM
-	-
-	3PTA
6, at Vanderbilt	6, at Vanderbilt
2-10-16	FTM
11, at Vanderbilt	11, at Vanderbilt
2-10-16	FTA
11, at Vanderbilt	12, at Georgia
2-10-16	REB
2, Ole Miss	2, 5 times
2-3-16	ASST
2, Twice	2, 10 times
-	BLKS
1, 9 times	2, 3 times
-	STLS

ROSBURG CAREER STATS

SEASON	G-GS	MIN	MPG	FG-A	FG%	3FG-A	3FG%	FT-A	FT%	REB / AVG.	AST / TO	BS / S	TP	AVG.
2012-13	31-0	213	6.9	11-27	.407	0-0	.000	8-14	.571	41 / 1.3	7 / 6	6 / 1	30	1.0
2013-14	35-32	778	22.2	68-95	.716	0-0	.000	33-58	.569	145 / 4.1	10 / 41	22 / 7	169	4.8
2014-15	30-17	501	16.7	42-84	.500	0-0	.000	15-45	.333	78 / 2.6	8 / 19	18 / 6	99	3.3
2015-16	25-15	455	18.2	66-106	.623	0-0	.000	27-51	.529	93 / 3.7	9 / 19	11 / 8	159	6.4
TOTAL	121-64	1947	16.1	187-312	.599	0-0	.000	83-168	.494	357 / 3.0	34 / 85	57 / 22	457	3.8

NCAA APPEARANCES: '44, '76, '78, '80, '81, '82, '83, '86, '87, '88, '89, '90, '92, '93, '95, '99, '00, '01, '02, '03, '09, '10, '11, '12, '13

2015-16 MIZZOU OVERALL STATISTICS

Record	Overall		Home	Away	Neutral
ALL GAMES	9-16	9-5	0-8	0-3	
CONFERENCE	2-10	2-4	0-6	0-0	
NON-CONFERENCE	7-6	7-1	0-2	0-3	

##	Player	TOTAL							3-PTS			REBOUNDS														
		GP	GS	Min	Avg	FG	FGA	Pct	3FG	FGA	Pct	FT	FTA	Pct	Off	Def	Tot	Avg	PF	FO	A	TO	Blk	Stl	Pts	Avg
24	PURYEAR, Kevin	25	25	611	24.4	102	209	.488	8	28	.286	76	94	.809	32	82	114	4.6	40	0	10	35	2	11	288	11.5
15	CLARK, Wes	25	25	662	26.5	80	216	.370	30	80	.375	55	66	.833	14	61	75	3.0	63	1	74	54	4	23	245	9.8
12	WRIGHT, Namon	25	19	639	25.6	62	187	.332	25	95	.263	77	99	.778	17	101	118	4.7	49	0	33	41	6	10	226	9.0
01	PHILLIPS, Terrence	25	25	646	25.8	65	164	.396	23	69	.333	40	54	.741	16	77	93	3.7	86	4	79	56	2	36	193	7.7
44	ROSBURG, Ryan	25	15	455	18.2	66	106	.623	0	0	.000	27	51	.529	27	66	93	3.7	67	2	9	19	11	8	159	6.4
04	ISABELL, Tramaine	22	0	347	15.8	38	109	.349	9	34	.265	33	46	.717	7	31	38	1.7	20	0	27	30	1	17	118	5.4
23	GANT, Jakeenan	24	4	362	15.1	46	104	.442	4	16	.250	24	33	.727	30	55	85	3.5	47	2	5	16	26	10	120	5.0
10	WALTON, K.J.	25	6	320	12.8	37	85	.435	4	17	.235	46	65	.708	19	23	42	1.7	27	0	20	18	2	11	124	5.0
33	VANLEER, Cullen	25	0	406	16.2	34	107	.318	25	86	.291	5	8	.625	6	25	31	1.2	33	0	17	10	1	7	98	3.9
25	WOODS, Russell	24	6	347	14.5	31	54	.574	0	0	.000	14	36	.389	25	43	68	2.8	62	0	9	12	6	4	76	3.2
05	ALLEN, D'Angelo	19	0	166	8.7	17	32	.531	1	4	.250	3	11	.273	13	26	39	2.1	14	0	6	9	6	5	38	2.0
32	WOLF, Adam	6	0	23	3.8	4	8	.500	1	4	.250	0	0	.000	1	7	8	1.3	3	0	0	0	2	1	9	1.5
11	BARTON, Jimmy	8	0	16	2.0	0	6	.000	0	4	.000	0	0	.000	0	0	0	0.0	2	0	1	1	0	2	0	0.0
TM	TEAM.....														33	44	77	3.1	0			3		0		
	Total.....	25				582	1387	.420	130	437	.297	400	563	.710	240	641	881	35.2	513	9	290	304	69	145	1694	67.8
	Opponents.....	25				601	1424	.422	188	551	.341	390	569	.685	281	637	918	36.7	481	-	330	293	107	137	1780	71.2

2015-16 Statistical Summaries

Team Statistics	MU	OPP
SCORING	1694	1780
Points per game	67.8	71.2
Scoring margin	-3.4	-
FIELD GOALS-ATT	582-1387	601-1424
Field goal pct	.420	.422
3 POINT FG-ATT	130-437	188-551
3-point FG pct	.297	.341
3-pt FG made per game	5.2	7.5
FREE THROWS-ATT	400-563	390-569
Free throw pct	.710	.685
F-Throws made per game	16.0	15.6
REBOUNDS	881	918
Rebounds per game	35.2	36.7
Rebounding margin	-1.5	-
ASSISTS	290	330
Assists per game	11.6	13.2
TURNOVERS	304	293
Turnovers per game	12.2	11.7
Turnover margin	-0.4	-
Assist/turnover ratio	1.0	1.1
STEALS	145	137
Steals per game	5.8	5.5
BLOCKS	69	107
Blocks per game	2.8	4.3
ATTENDANCE	87795	147969
Home games-Avg/Game	14-6271	8-13341
Neutral site-Avg/Game	-	3-13748

2015-16 Game-By-Game Scores

Date	Opponent	W/L	Score	Att.
11-13-15	WOFFORD	W	83-74	5037
11-15-15	UMES	W	73-55	5082
11-17-15	at Xavier	L	66-78	9751
11-23-15	vs Kansas State	L	42-66	13598
11-24-15	vs Northwestern	L	62-67	13189
12-1-15	ARKANSAS STATE	W	88-78	5104
12-4-15	NORTHERN ILLINOIS	W	78-71	6214
12-9-15	OMAHA	W	85-78	5022
12-13-15	at Arizona	L	52-88	14644
12-19-15	NC STATE	L	59-73	8087
12-23-15	vs Illinois	L	63-68	14456
12-29-15	ARKANSAS-PB	W	78-25	6154
1-2-16	SAVANNAH STATE	W	81-50	6037
*1-6-16	at Georgia	L	59-77	5422
*1-9-16	AUBURN	W	76-61	6533
*1-12-16	ARKANSAS	L	61-94	6627
*1-16-16	at South Carolina	L	72-81	15389
*1-20-16	GEORGIA	L	57-60	5453
*1-23-16	at Texas A&M	L	53-66	12198
*1-27-16	at Kentucky	L	54-88	23933
*1-30-16	MISSISSIPPI STATE	L	62-76	7175
*2-3-16	OLE MISS	L	73-76	4734
*2-6-16	at Alabama	L	71-80	15383
*2-10-16	at Vanderbilt	L	71-86	10006
*2-13-16	TENNESSEE	W	75-64	10536

SCORE BY PERIODS:	1st	2nd	OT	Total
Mizzou	765	929	-	1694
Opponents	839	941	-	1780

2015-16 MIZZOU CONFERENCE STATISTICS

Record	Overall	Home	Away	Neutral
CONFERENCE	2-10	2-4	0-6	0-0

#	Player	GP	GS	Min	TOTAL			3-PTS			REBOUNDS															
					Avg	FG	FGA	Pct	3FG	FGA	Pct	FT	FTA	Pct	Off	Def	Tot	Avg	PF	FO	A	TO	Blk	Stl	Pts	Avg
24	PURYEAR, Kevin	12	12	296	24.7	47	100	.470	5	14	.357	35	42	.833	15	40	55	4.6	22	0	4	15	0	6	134	11.2
12	WRIGHT, Namon	12	9	316	26.3	33	99	.333	12	50	.240	40	50	.800	9	44	53	4.4	24	0	17	24	2	2	118	9.8
15	CLARK, Wes	12	12	324	27.0	36	104	.346	14	40	.350	28	32	.875	7	32	39	3.3	29	0	32	29	0	12	114	9.5
44	ROSBURG, Ryan	12	8	242	20.2	46	68	.676	0	0	.000	20	33	.606	14	32	46	3.8	34	2	4	10	6	5	112	9.3
01	PHILLIPS, Terrence	12	12	319	26.6	27	83	.325	10	35	.286	23	31	.742	12	39	51	4.3	45	2	37	26	0	20	87	7.3
04	ISABELL, Tramaine	9	0	165	18.3	16	51	.314	2	18	.111	23	32	.719	2	13	15	1.7	8	0	12	9	1	6	57	6.3
23	GANT, Jakeenan	11	0	167	15.2	22	47	.468	4	9	.444	4	8	.500	13	24	37	3.4	22	1	1	9	9	5	52	4.7
10	WALTON, K.J.	12	3	143	11.9	13	31	.419	1	9	.111	14	19	.737	11	11	22	1.8	10	0	8	5	0	4	41	3.4
33	VANLEER, Cullen	12	0	188	15.7	12	52	.231	8	40	.200	5	7	.714	2	8	10	0.8	13	0	5	5	1	3	37	3.1
05	ALLEN, D'Angelo	9	0	83	9.2	10	20	.500	1	3	.333	1	3	.333	6	15	21	2.3	6	0	5	4	5	1	22	2.4
25	WOODS, Russell	11	4	141	12.8	3	13	.231	0	0	.000	4	12	.333	9	9	18	1.6	25	0	2	5	1	1	10	0.9
11	BARTON, Jimmy	3	0	2	0.7	0	0	.000	0	0	.000	0	0	.000	0	0	0	0.0	0	0	0	0	0	1	0	0.0
32	WOLF, Adam	3	0	14	4.7	0	2	.000	0	2	.000	0	0	.000	0	3	3	1.0	3	0	0	0	0	0	0	0.0
TM	TEAM.....														21	19	40	3.3	0			2			0	
	Total.....	12				265	670	.396	57	220	.259	197	269	.732	121	289	410	34.2	241	5	127	143	25	66	784	65.3
	Opponents.....	12				320	698	.458	97	279	.348	172	257	.669	137	320	457	38.1	216	-	176	136	71	60	909	75.8

2015-16 Conference Statistical Summaries

Team Statistics	MU	OPP
SCORING	784	909
Points per game	65.3	75.8
Scoring margin	-10.4	-
FIELD GOALS-ATT	265-670	320-698
Field goal pct	.396	.458
3 POINT FG-ATT	57-220	97-279
3-point FG pct	.259	.348
3-pt FG made per game	4.8	8.1
FREE THROWS-ATT	197-269	172-257
Free throw pct	.732	.669
F-Throws made per game	16.4	14.3
REBOUNDS	410	457
Rebounds per game	34.2	38.1
Rebounding margin	-3.9	-
ASSISTS	127	176
Assists per game	10.6	14.7
TURNOVERS	143	136
Turnovers per game	11.9	11.3
Turnover margin	-0.6	-
Assist/turnover ratio	0.9	1.3
STEALS	66	60
Steals per game	5.5	5.0
BLOCKS	25	71
Blocks per game	2.1	5.9
ATTENDANCE	41058	82331
Home games-Avg/Game	6-6843	6-13722
Neutral site-Avg/Game	-	0-0

SCORE BY PERIODS:	1st	2nd	OT	Total
Mizzou	348	436	-	784
Opponents	438	471	-	909

2015-16 Conference Game-By-Game Scores

Date	Opponent	W/L	Score	Att.
*1-6-16	at Georgia	L	59-77	5422
*1-9-16	AUBURN	W	76-61	6533
*1-12-16	ARKANSAS	L	61-94	6627
*1-16-16	at South Carolina	L	72-81	15389
*1-20-16	GEORGIA	L	57-60	5453
*1-23-16	at Texas A&M	L	53-66	12198
*1-27-16	at Kentucky	L	54-88	23933
*1-30-16	MISSISSIPPI STATE	L	62-76	7175
*2-3-16	OLE MISS	L	73-76	4734
*2-6-16	at Alabama	L	71-80	15383
*2-10-16	at Vanderbilt	L	71-86	10006
*2-13-16	TENNESSEE	W	75-64	10536

LAST TIME...

INDIVIDUAL: THE LAST TIME MIZZOU HAD A...

Player score 25 points _____ Wes Clark (26) at South Carolina; Jan. 16, 2016

Player score 30 points _____ Jabari Brown (30) vs. Davidson; March 18, 2014

Player score 35 points _____ Thomas Gardner (40) vs. Kansas; Jan. 16, 2006

Player score 40 points _____ Thomas Gardner (40) vs. Kansas; Jan. 16, 2006

Player grab 15 rebounds _____ Jonathan Williams III (15) vs. Texas A&M; March 14, 2014

Player grab 20 rebounds _____ Curtis Berry (20) vs. Kansas; Jan. 9, 1980

Player record a double-double _____ Ryan Rosburg (24 p, 11 r) at Vanderbilt, Feb. 10, 2016

Two players record a double-double _____ Laurence Bowers (23 p, 10 r)
_____ Alex Oriakhi (18 p, 10 r) vs. LSU; March 2, 2013

Player record a triple-double _____ Never

Player score 20+ points in back-to-back games _____ Ryan Rosburg
_____ (24) at Vanderbilt, Feb. 10, 2016; (21) vs. Tennessee, Feb. 13, 2016

Player dish out 10 assists _____ Keith Shamburger (11) at Alabama; Feb. 4, 2015

Player block 10 shots _____ Never

A player collect five steals _____ Terrence Phillips (5) vs. Ole Miss; Feb. 3, 2016

A player hit five three-point baskets _____ Keith Shamburger (5) at Auburn; Jan. 10, 2015

A player make 10 free throws _____ Wes Clark (10-10) vs. Ole Miss; Feb. 3, 2016

Two players score 20 points in a game _____ Jabari Brown (26)
_____ Earnest Ross (24) vs. Texas A&M; March 14, 2014

Three players score 20 points in a game _____ Earnest Ross (24)
_____ Jordan Clarkson (23)
_____ Jabari Brown (20) at Ole Miss; Feb. 8, 2014

Two players grab 10 rebounds in a game _____ Jakeenan Gant (11)
_____ Russell Woods (10) vs. Arkansas-Pine Bluff; Dec. 29, 2015

Three players grab 10 rebounds in a game _____ Negus Webster-Chan (11)
_____ Earnest Ross (10)
_____ Alex Oriakhi (10) vs. Alcorn State; Nov. 13, 2012

Five players score in double figures _____ Namon Wright (14)
_____ Tramaine Isabell (11)
_____ Kevin Puryear (10)
_____ Ryan Rosburg (10)
_____ K.J. Walton (10) vs. Arkansas State, Dec. 1, 2015

Six players score in double figures _____ Matt Pressey (14)
_____ Phil Pressey (12)
_____ Ricardo Ratiliffe (12)
_____ Michael Dixon Jr. (12)
_____ Kim English (10)
_____ Steve Moore (10) at Iowa State; Jan. 11, 2012

Seven players score in double figures _____ Kim English (20)
_____ Justin Stafford (16)
_____ Laurence Bowers (16)
_____ Marcus Denmon (12)
_____ Matt Pressey (10)
_____ Michael Dixon Jr. (10)
_____ Ricky Kreklow (10) vs. North Alabama; Jan. 5, 2011

TEAM: THE LAST TIME MIZZOU...

Scored 100 points or more _____ Dec. 17, 2012; Mizzou 102, South Carolina State 51

Scored less than 50 points _____ Nov. 23, 2015; Kansas State 66, Mizzou 42

Scored less than 50 points and won _____ Nov. 14, 1997; Mizzou 45, Depaul 42

Allowed 100 points or more _____ Feb. 7, 2011; Kansas 103, Mizzou 86

Held an opponent to less than 40 points _____ Dec. 29, 2015; Mizzou 78, Arkansas-Pine Bluff 25

Held an opponent to less than 50 points _____ Dec. 29, 2015; Mizzou 78, Arkansas-Pine Bluff 25

Had 50 rebounds _____ Dec. 29, 2015, vs. Arkansas-Pine Bluff (56)

Had 30 assists _____ Dec. 18, 2010, vs. Central Arkansas (33)

Had 10 steals _____ Feb. 3, 2016, vs. Ole Miss (12)

Held opponent to less than 25 percent shooting _____ Dec. 29, 2015, Arkansas-Pine Bluff (15.4)

Shot better than 70 percent from the field _____ Dec. 6, 1989, vs. Hawaii Loa (.752)

Shot under 30 percent from the field _____ Dec. 7, 2004, vs. Arkansas (.298)

Shot better than 90 percent from the free throw line _____
_____ March 8, 2014 at Tennessee (13-for-14, .921)

Attempted 40 free throws _____ March 14, 2014, vs. Texas A&M (53)

Made 10 3-pointers _____ Feb. 3, 2016, vs. Ole Miss (10-for-21)

Won an overtime game _____ Jan. 8, 2015 vs. LSU; Mizzou 74, LSU 67 (OT)

Lost an overtime game _____ Dec. 30, 2014 vs. Oklahoma State; OSU 74, Mizzou 72 (OT)

Played a double-OT game _____ March 14, 2014; Mizzou 91, Texas A&M 83

Played a triple-overtime game _____ Jan. 13, 2001; Mizzou 112, Iowa State 109 (4OT)

Defeated a top 25 team _____ Dec. 15, 2013; Mizzou 80, No. 18 UCLA 71

Had a 30-point win _____ Jan. 2, 2016; Mizzou 81, Savannah State 50

Had a 40-point win _____ Dec. 29, 2015; Mizzou 78, Arkansas-Pine Bluff 25

Had a 50-point win _____ Dec. 29, 2015; Mizzou 78, Arkansas-Pine Bluff 25

Won back-to-back road games _____ Dec. 28, 2013 at North Carolina State (68-64)
_____ Jan. 11, 2014 at Auburn (70-68)

Won by double digits over an SEC team _____ Feb. 13, 2016 vs. Tennessee (75-64)

MORE NOTES...

MIZZOU STARTERS

Opponent	G	G	G	F	F	Record **
Nov. 13 Wofford	Phillips	Walton	Clark	Gant	Puryear	1-0
Nov. 15 UMES	Phillips	Wright	Clark	Gant	Puryear	1-0
Nov. 17 at Xavier	Phillips	Wright	Clark	Gant	Puryear	1-1
Nov. 23 vs. Kansas State	Phillips	Wright	Clark	Gant	Puryear	1-2
Nov. 24 vs. Northwestern	Phillips	Wright	Clark	Rosburg	Puryear	0-1
Dec. 1 Arkansas State	Phillips	Wright	Clark	Rosburg	Puryear	1-1
Dec. 4 Northern Illinois	Phillips	Wright	Clark	Rosburg	Puryear	2-1
Dec. 9 Omaha	Phillips	Wright	Clark	Rosburg	Puryear	3-1
Dec. 13 at Arizona	Phillips	Wright	Clark	Rosburg	Puryear	3-2
Dec. 19 NC State	Phillips	Wright	Clark	Rosburg	Puryear	3-3
Dec. 23 vs. Illinois	Phillips	Wright	Clark	Rosburg	Puryear	3-4
Dec. 29 Arkansas-Pine Bluff	Phillips	Walton	Clark	Woods	Puryear	1-0
Jan. 2 Savannah State	Phillips	Walton	Clark	Woods	Puryear	2-0
Jan. 6 at Georgia	Phillips	Walton	Clark	Woods	Puryear	2-1
Jan. 9 Auburn	Phillips	Walton	Clark	Woods	Puryear	3-1
Jan. 12 Arkansas	Phillips	Walton	Clark	Woods	Puryear	3-2
Jan. 16 at South Carolina	Phillips	Wright	Clark	Woods	Puryear	0-1
Jan. 20 Georgia	Phillips	Wright	Clark	Rosburg	Puryear	0-1
Jan. 23 at Texas A&M	Phillips	Wright	Clark	Rosburg	Puryear	0-2
Jan. 27 at Kentucky	Phillips	Wright	Clark	Rosburg	Puryear	0-3
Jan. 30 Mississippi State	Phillips	Wright	Clark	Rosburg	Puryear	0-4
Feb. 3 Ole Miss	Phillips	Wright	Clark	Rosburg	Puryear	0-5
Feb. 6 at Alabama	Phillips	Wright	Clark	Rosburg	Puryear	0-6
Feb. 10 at Vanderbilt	Phillips	Wright	Clark	Rosburg	Puryear	0-7
Feb. 13 Tennessee	Phillips	Wright	Clark	Rosburg	Puryear	1-7

MIZZOU WHEN...

Playing at home	9-5
Playing on the road	0-8
Playing on a neutral court	0-3
SEC games	2-10
SEC at home	2-4
SEC on the road	0-6
Following a win	4-4
Following a loss	4-12
Leading at half	9-0
Trailing at half	0-15
Tied at half	0-1
Shoots at least 50%	4-0
Shoots less than 50%	5-16
Opponent shoots 50%	0-4
Shoots more FT than Opp.	6-6
Shoots fewer FT than Opp.	2-10
Shoots same FT as Opp.	1-0
Makes more FT than Opp.	7-6
Makes fewer FT than Opp.	1-10
Makes same FT as Opp.	1-0
Scores 90-110	0-0
Scores 80-89	4-0
Scores 70-79	5-4
Scores 69 or fewer	0-12
Leads in rebounding	8-2
Trails in rebounding	1-13
Tied in rebounding	0-1
More turnovers than Opp.	5-7
Fewer turnovers than Opp.	4-9
Same turnovers as Opp.	0-0
In November	2-3
In December	4-3
In January	2-7
In February	1-3
In March	0-0
Margin between 1-5	0-4
Margin between 6-10	4-2
Margin between 11-20	3-6
Margin 20+	2-4
Overtime Games	0-0
On Sunday	1-1
On Monday	0-1
On Tuesday	2-3
On Wednesday	1-6
On Thursday	0-0
On Friday	2-0
On Saturday	3-5
Wearing White	8-5
Wearing Black	0-5
Wearing Gold	1-3
Wearing Anthracite	0-3

POINTS-REBOUNDS-ASSISTS

	01	04	05	10	11	12	15	23	24	25	32	33	44
Opponent	PHILLIPS	ISABELL	ALLEN	WALTON	BARTON	WRIGHT	CLARK	GANT	PURYEAR	WOODS	WOLF	VANLEER	ROSBURG
WOFFORD // 11-13-15 // 83-74 // W	7-3-3	4-3-2	DNP	6-1-2	DNP	18-7-0	4-3-2	4-4-1	20-5-0	9-3-0	DNP	5-1-2	6-3-0
UMES // 11-15-15 // 73-55 // W	13-3-2	4-4-1	2-4-0	11-0-3	0-0-0	7-5-1	15-1-3	4-1-0	13-5-1	1-1-1	DNP	3-0-0	0-3-0
at Xavier // 11/17/15 // 66-78 // L	3-1-0	11-1-1	0-3-0	8-3-1	DNP	6-4-2	11-3-3	1-2-1	12-5-0	0-3-0	DNP	13-0-0	1-1-0
vs Kansas State // 11/23/15 // 42-66 // L	6-6-2	4-1-0	0-3-0	3-3-1	0-0-0	5-4-0	5-2-6	0-1-0	9-3-0	4-1-0	DNP	6-3-0	0-1-1
vs Northwestern // 11/24/15 // 62-67 // L	16-6-4	2-1-0	2-0-1	0-0-1	DNP	8-2-3	5-4-4	4-1-0	14-4-1	0-1-0	DNP	3-2-1	8-9-0
ARKANSAS ST. // 12-1-15 // 88-78 // W	8-4-7	11-0-2	1-2-0	10-5-0	DNP	14-6-0	8-4-3	2-1-0	10-7-1	8-4-0	DNP	6-3-1	10-2-0
NORTHERN ILL. // 12-4-15 // 78-71 // W	13-1-6	3-2-1	0-0-0	2-0-0	DNP	10-5-3	6-7-4	11-6-0	17-1-0	9-4-1	DNP	3-0-2	4-7-1
OMAHA // 12-9-15 // 85-78 // W	14-2-1	2-2-1	DNP	10-2-0	DNP	9-7-4	8-2-4	11-5-0	18-8-1	6-2-0	DNP	3-3-1	4-3-1
at Arizona // 12/13/15 // 52-88 // L	7-2-3	0-2-1	0-0-0	6-0-1	0-0-0	9-5-0	8-0-0	8-3-0	4-5-1	5-4-0	3-0-0	0-1-0	2-4-0
NC STATE // 12-19-15 // 59-73 // L	7-1-1	10-3-2	3-1-0	4-0-3	DNP	2-3-0	7-2-3	4-2-0	4-2-0	4-4-2	DNP	12-2-1	2-6-1
vs Illinois // 12-23-15 // 63-68 // L	5-5-2	0-1-0	DNP	6-4-0	DNP	2-4-0	21-3-4	8-6-0	12-2-0	7-10-1	DNP	0-2-1	2-3-1
ARKANSAS-PB // 12-29-15 // 78-25 // W	0-4-5	5-1-3	8-4-0	7-2-0	0-0-1	7-5-3	11-2-3	7-11-2	13-8-0	6-10-1	6-3-0	5-2-1	3-0-0
SAVANNAH STATE // 1-2-16 // 81-50 // W	7-4-6	5-2-1	0-1-0	10-0-0	0-0-0	11-8-0	22-3-3	4-5-0	8-4-1	7-3-1	0-2-0	2-2-2	5-5-0
at Georgia // 1-6-16 // 59-77 // L	2-2-5	2-2-1	2-1-0	0-2-0	DNP	9-3-2	13-1-1	5-6-0	19-3-0	0-1-0	DNP	3-0-0	4-5-0
AUBURN // 1-9-16 // 76-61 // W	2-4-4	12-4-1	7-4-0	10-2-1	DNP	10-4-2	7-2-1	5-3-0	14-11-1	3-0-0	DNP	2-3-0	4-2-0
ARKANSAS // 1-12-16 // 61-94 // L	16-5-0	9-2-2	0-2-0	2-1-1	DNP	9-3-1	4-2-1	4-3-1	8-3-1	2-3-0	DNP	3-0-1	4-2-0
at South Carolina // 1-16-16 // 72-81 // L	3-2-1	8-0-2	8-6-2	0-1-1	DNP	9-3-3	26-6-8	3-3-0	2-1-0	1-2-0	DNP	0-0-0	12-0-0
GEORGIA // 1-20-16 // 57-60 // L	12-6-2	9-3-2	0-0-0	0-0-0	DNP	12-5-2	5-3-1	0-0-0	10-7-0	0-0-0	DNP	3-1-0	6-5-0
at Texas A&M // 1-23-16 // 53-66 // L	9-5-2	DNP	DNP	4-2-2	DNP	6-5-2	12-9-2	1-4-0	11-6-1	0-3-1	DNP	0-1-1	10-4-0
at Kentucky // 1-27-16 // 54-88 // L	8-6-3	DNP	1-5-3	10-6-0	0-0-0	3-1-0	11-0-0	2-3-0	10-1-0	0-1-0	0-0-0	7-1-1	2-1-0
MISSISSIPPI STATE // 1-30-16 // 62-76 // L	10-5-4	DNP	4-2-0	7-4-0	0-0-0	16-9-1	4-2-3	11-5-0	2-0-0	2-4-1	DNP	0-0-2	6-1-0
OLE MISS // 2-3-16 // 73-76 // L	14-2-4	0-0-0	0-1-0	4-2-1	DNP	12-8-2	20-4-5	0-2-0	9-5-0	2-1-0	DNP	10-1-0	2-3-2
at Alabama // 2/6/16 // 71-80 // L	2-2-3	10-1-1	DNP	0-1-1	DNP	8-3-0	8-3-3	DNP	22-6-0	DNP	0-3-0	4-0-0	17-7-0
at Vanderbilt // 02/10/16 // 71-86 // L	4-5-4	2-2-1	0-0-0	1-0-1	0-0-0	11-4-0	0-2-6	16-2-0	10-7-0	0-3-0	0-0-0	3-3-0	24-11-1
TENNESSEE // 2-13-16 // 75-64 // W	5-7-5	5-1-2	DNP	3-1-0	DNP	13-5-2	4-5-1	5-6-0	17-5-1	0-0-0	DNP	2-0-0	21-5-1

2015-16 MIZZOU GAME-BY-GAME STATISTICS

Opponent	Date	Score	TOTAL			3-PTRS			REBOUNDS				PF	A	TO	Blk	Stl	Pts	Avg
			W/L	FG	FGA	Pct	3FG	FGA	Pct	FT	FTA	Pct	Off	Def	Tot	Avg			
WOFFORD	11-13-15	83-74	W	28	50	.560	5	12	.417	22	32	.688	5	32	37	37.0	24	12	9
UMES	11-15-15	73-55	W	21	47	.447	8	19	.421	23	30	.767	8	21	29	33.0	17	12	8
at Xavier	11-17-15	66-78	L	23	55	.418	6	23	.261	14	18	.778	7	21	28	31.3	26	8	18
vs Kansas State	11-23-15	42-66	L	17	55	.309	4	19	.211	4	10	.400	8	23	31	31.3	22	10	13
vs Northwestern	11-24-15	62-67	L	23	60	.383	5	18	.278	11	17	.647	10	23	33	31.6	23	15	9
ARKANSAS STATE	12-1-15	88-78	W	31	65	.477	7	16	.438	19	26	.731	11	32	43	33.5	23	14	10
NORTHERN ILLINOIS	12-4-15	78-71	W	28	52	.538	6	15	.400	16	24	.667	10	28	38	34.1	22	18	15
OMAHA	12-9-15	85-78	W	25	52	.481	6	16	.375	29	38	.763	6	31	37	34.5	24	13	18
at Arizona	12-13-15	52-88	L	17	56	.304	2	14	.143	16	26	.615	10	17	27	33.7	22	6	12
NC STATE	12-19-15	59-73	L	22	51	.431	7	17	.412	8	19	.421	7	22	29	33.2	22	13	8
vs Illinois	12-23-15	63-68	L	25	57	.439	6	18	.333	7	13	.538	10	33	43	34.1	20	9	15
ARKANSAS-PB	12-29-15	78-25	W	27	61	.443	6	15	.400	18	22	.818	17	39	56	35.9	15	19	13
SAVANNAH STATE	1-2-16	81-50	W	30	56	.536	5	15	.333	16	19	.842	10	30	40	36.2	12	14	13
at Georgia	1-6-16	59-77	L	19	55	.345	3	19	.158	18	23	.783	9	20	29	35.7	17	9	9
AUBURN	1-9-16	76-61	W	22	56	.393	7	19	.368	25	33	.758	13	28	41	36.1	23	10	8
ARKANSAS	1-12-16	61-94	L	19	49	.388	3	15	.200	20	23	.870	8	19	27	35.5	19	8	14
at South Carolina	1-16-16	72-81	L	28	57	.491	7	19	.368	9	13	.692	5	21	26	34.9	24	17	16
GEORGIA	1-20-16	57-60	L	19	53	.358	7	21	.333	12	19	.632	6	26	32	34.8	15	7	11
at Texas A&M	1-23-16	53-66	L	20	56	.357	3	19	.158	10	17	.588	12	33	45	35.3	23	11	15
at Kentucky	1-27-16	54-88	L	18	57	.316	4	14	.286	14	19	.737	9	19	28	35.0	15	7	15
MISSISSIPPI STATE	1-30-16	62-76	L	23	62	.371	2	25	.080	14	18	.778	11	23	34	34.9	15	11	10
OLE MISS	2-3-16	73-76	L	22	52	.423	10	21	.476	19	26	.731	10	22	32	34.8	22	14	13
at Alabama	2-6-16	71-80	L	24	57	.421	3	16	.188	20	24	.833	10	20	30	34.6	23	8	9
at Vanderbilt	2-10-16	71-86	L	27	72	.375	3	16	.188	14	24	.583	17	28	45	35.0	23	13	6
TENNESSEE	2-13-16	75-64	W	24	44	.545	5	16	.313	22	30	.733	11	30	41	35.2	22	12	17
Mizzou		1694		582	1387	.420	130	437	.297	400	563	.710	240	641	881	35.2	513	290	304
Opponents		1780		601	1424	.422	188	551	.341	390	569	.685	281	637	918	36.7	481	330	293

Games played: 25
 Points/game: 67.8
 FG Pct: 42.0
 3FG Pct: 29.7
 FT Pct: 71.0

Rebounds/game: 35.2
 Assists/game: 11.6
 Turnovers/game: 12.2
 Assist/turnover ratio: 1.0
 Steals/game: 5.8
 Blocks/game: 2.8

2015-16 OPPONENT GAME-BY-GAME STATISTICS

Opponent	Date	Score	TOTAL				3-PTRS				REBOUNDS				PF	A	TO	Blk	Stl	Pts	Avg		
			W/L	FG	FGA	Pct	3FG	FGA	Pct	FT	FTA	Pct	Off	Def								Tot	Avg
WOFFORD	11-13-15	83-74	W	21	55	.382	10	27	.370	22	33	.667	8	21	29	29.0	24	12	7	0	3	74	74.0
UMES	11-15-15	73-55	W	17	44	.386	7	20	.350	14	22	.636	10	21	31	30.0	25	7	13	1	4	55	64.5
at Xavier	11-17-15	66-78	L	24	56	.429	6	18	.333	24	29	.828	13	27	40	33.3	18	13	13	4	9	78	69.0
vs Kansas State	11-23-15	42-66	L	21	57	.368	4	17	.235	20	26	.769	13	31	44	36.0	12	11	8	3	8	66	68.2
vs Northwestern	11-24-15	62-67	L	21	45	.467	10	23	.435	15	23	.652	5	28	33	35.4	20	15	14	1	6	67	68.0
ARKANSAS STATE	12-1-15	88-78	W	26	68	.382	8	19	.421	18	27	.667	14	25	39	36.0	22	15	7	7	6	78	69.7
NORTHERN ILLINOIS	12-4-15	78-71	W	22	63	.349	7	23	.304	20	24	.833	17	17	34	35.7	22	11	9	1	8	71	69.9
OMAHA	12-9-15	85-78	W	25	61	.410	5	22	.227	23	31	.742	9	25	34	35.5	27	14	16	3	9	78	70.9
at Arizona	12/13/15	52-88	L	31	55	.564	7	17	.412	19	25	.760	9	35	44	36.4	23	20	15	4	6	88	72.8
NC STATE	12-19-15	59-73	L	22	54	.407	5	16	.313	24	30	.800	15	26	41	36.9	17	10	9	4	4	73	72.8
vs Illinois	12-23-15	63-68	L	23	57	.404	9	29	.310	13	19	.684	6	26	32	36.5	16	9	7	3	6	68	72.4
ARKANSAS-PB	12-29-15	78-25	W	8	52	.154	6	19	.316	3	15	.200	12	18	30	35.9	21	6	21	2	6	25	68.4
SAVANNAH STATE	1-2-16	81-50	W	20	59	.339	7	22	.318	3	8	.375	13	17	30	35.5	18	11	18	3	2	50	67.0
at Georgia	1-6-16	59-77	L	29	53	.547	11	19	.579	8	10	.800	6	29	35	35.4	20	19	16	3	3	77	67.7
AUBURN	1-9-16	76-61	W	19	51	.373	7	23	.304	16	24	.667	9	25	34	35.3	22	9	14	7	1	61	67.3
ARKANSAS	1-12-16	61-94	L	37	59	.627	8	15	.533	12	15	.800	4	24	28	34.9	20	20	6	6	5	94	68.9
at South Carolina	1-16-16	72-81	L	28	62	.452	3	21	.143	22	33	.667	17	24	41	35.2	15	12	13	5	7	81	69.6
GEORGIA	1-20-16	57-60	L	24	61	.393	5	15	.333	7	10	.700	12	31	43	35.7	15	14	12	6	7	60	69.1
at Texas A&M	1-23-16	53-66	L	22	61	.361	7	28	.250	15	26	.577	12	28	40	35.9	16	17	5	4	4	66	68.9
at Kentucky	1-27-16	54-88	L	34	65	.523	9	20	.450	11	14	.786	15	32	47	36.5	12	18	11	11	6	88	69.9
MISSISSIPPI STATE	1-30-16	62-76	L	28	61	.459	8	23	.348	12	19	.632	13	30	43	36.8	17	13	13	6	5	76	70.2
OLE MISS	2-3-16	73-76	L	22	52	.423	14	31	.452	18	22	.818	11	25	36	36.7	21	16	17	4	11	76	70.5
at Alabama	2-6-16	71-80	L	25	53	.472	9	28	.321	21	33	.636	14	24	38	36.8	18	14	13	9	4	80	70.9
at Vanderbilt	2-10-16	71-86	L	31	65	.477	8	29	.276	16	27	.593	13	33	46	37.2	19	16	11	9	3	86	71.5
TENNESSEE	2-13-16	75-64	W	21	55	.382	8	27	.296	14	24	.583	11	15	26	36.7	21	8	5	1	4	64	71.2
Opponents		1780		601	1424	.422	188	551	.341	390	569	.685	281	637	918	36.7	481	330	293	107	137	1780	71.2
Mizzou		1694		582	1387	.420	130	437	.297	400	563	.710	240	641	881	35.2	513	290	304	69	145	1694	67.8

Games played: 25

Points/game: 71.2

FG Pct: 42.2

3FG Pct: 34.1

FT Pct: 68.5

Rebounds/game: 36.7

Assists/game: 13.2

Turnovers/game: 11.7

Assist/turnover ratio: 1.1

Steals/game: 5.5

Blocks/game: 4.3

2015-16 MIZZOU/OPPONENT GAME HIGHS/LOWS

Mizzou Game Highs

POINTS	88	ARKANSAS STATE (12-1-15)
	85	OMAHA (12-9-15)
	83	WOFFORD (11-13-15)
	81	SAVANNAH STATE (1-2-16)
	78	ARKANSAS-PINE BLUFF (12-29-15)
	78	NORTHERN ILLINOIS (12-4-15)
FIELD GOALS MADE	31	ARKANSAS STATE (12-1-15)
	30	SAVANNAH STATE (1-2-16)
FIELD GOAL ATTEMPTS	72	at Vanderbilt (02/10/16)
	65	ARKANSAS STATE (12-1-15)
FIELD GOAL PERCENTAGE	.560 (28-50)	WOFFORD (11-13-15)
	.545 (24-44)	TENNESSEE (2-13-16)
3 PT FIELD GOALS MADE	10	OLE MISS (2-3-16)
	8	UMES (11-15-15)
3 PT FG ATTEMPTS	25	MISSISSIPPI STATE (1-30-16)
	23	at Xavier (11-17-15)
3 PT FG PERCENTAGE	.476 (10-21)	OLE MISS (2-3-16)
	.438 (7-16)	ARKANSAS STATE (12-1-15)
FREE THROWS MADE	29	OMAHA (12-9-15)
	25	AUBURN (1-9-16)
FREE THROW ATTEMPTS	38	OMAHA (12-9-15)
	33	AUBURN (1-9-16)
FREE THROW PERCENTAGE	.870 (20-23)	ARKANSAS (1-12-16)
	.842 (16-19)	SAVANNAH STATE (1-2-16)
REBOUNDS	56	ARKANSAS-PINE BLUFF (12-29-15)
	45	at Vanderbilt (02/10/16)
	45	at Texas A&M (01/23/16)
ASSISTS	19	ARKANSAS-PINE BLUFF (12-29-15)
	18	NORTHERN ILLINOIS (12-4-15)
STEALS	12	OLE MISS (2-3-16)
	12	ARKANSAS-PINE BLUFF (12-29-15)
BLOCKED SHOTS	11	ARKANSAS-PINE BLUFF (12-29-15)
	5	SAVANNAH STATE (1-2-16)
	5	ARKANSAS STATE (12-1-15)
TURNOVERS	18	OMAHA (12-9-15)
	18	at Xavier (11-17-15)
FOULS	26	at Xavier (11-17-15)
	24	at South Carolina (1/16/16)
	24	OMAHA (12-9-15)
	24	WOFFORD (11-13-15)

Mizzou Team Game Lows

POINTS	42	vs Kansas State (11-23-15)
	52	at Arizona (12-13-15)
	53	at Texas A&M (01/23/16)
	54	at Kentucky (01/27/16)
	57	GEORGIA (1-20-16)
FIELD GOALS MADE	17	vs Kansas State (11-23-15)
	17	at Arizona (12-13-15)
FIELD GOAL ATTEMPTS	44	TENNESSEE (2-13-16)
	47	UMES (11-15-15)
FIELD GOAL PERCENTAGE	.304 (17-56)	at Arizona (12-13-15)
	.309 (17-55)	vs Kansas State (11-23-15)
3 PT FIELD GOALS MADE	2	at Arizona (12-13-15)
	2	MISSISSIPPI STATE (1-30-16)
3 PT FG ATTEMPTS	12	WOFFORD (11-13-15)
	14	at Arizona (12-13-15)
	14	at Kentucky (01/27/16)
3 PT FG PERCENTAGE	.080 (2-25)	MISSISSIPPI STATE (1-30-16)
	.143 (2-14)	at Arizona (12-13-15)
FREE THROWS MADE	4	vs Kansas State (11-23-15)
	7	vs Illinois (12-23-15)
FREE THROW ATTEMPTS	10	vs Kansas State (11-23-15)
	13	vs Illinois (12-23-15)
	13	at South Carolina (1/16/16)
FREE THROW PERCENTAGE	.400 (4-10)	vs Kansas State (11-23-15)
	.421 (8-19)	NC STATE (12-19-15)
REBOUNDS	26	at South Carolina (1/16/16)
	27	at Arizona (12-13-15)
	27	ARKANSAS (1-12-16)
ASSISTS	6	at Arizona (12-13-15)
	7	GEORGIA (1-20-16)
	7	at Kentucky (01/27/16)
STEALS	2	ARKANSAS STATE (12-1-15)
	2	at Texas A&M (01/23/16)
BLOCKED SHOTS	0	at Georgia (1-6-16)
	0	at Alabama (2/6/16)
TURNOVERS	6	at Vanderbilt (02/10/16)
	8	UMES (11-15-15)
	8	NC STATE (12-19-15)
	8	AUBURN (1-9-16)
FOULS	12	SAVANNAH STATE (1-2-16)
	15	ARKANSAS-PINE BLUFF (12-29-15)
	15	GEORGIA (1-20-16)
	15	at Kentucky (01/27/16)
	15	MISSISSIPPI STATE (1-30-16)

Opponent Game Highs

POINTS	94	ARKANSAS (1-12-16)
	88	at Kentucky (01/27/16)
	88	at Arizona (12-13-15)
	86	at Vanderbilt (02/10/16)
	81	at South Carolina (1/16/16)
FIELD GOALS MADE	37	ARKANSAS (1-12-16)
	34	at Kentucky (01/27/16)
FIELD GOAL ATTEMPTS	68	ARKANSAS STATE (12-1-15)
	65	at Vanderbilt (02/10/16)
	65	at Kentucky (01/27/16)
FIELD GOAL PERCENTAGE	.627 (37-59)	ARKANSAS (1-12-16)
	.564 (31-55)	at Arizona (12-13-15)
3 PT FIELD GOALS MADE	14	OLE MISS (2-3-16)
	11	at Georgia (1-6-16)
3 PT FG ATTEMPTS	31	OLE MISS (2-3-16)
	29	at Vanderbilt (02/10/16)
	29	vs Illinois (12-23-15)
3 PT FG PERCENTAGE	.579 (11-19)	at Georgia (1-6-16)
	.533 (8-15)	ARKANSAS (1-12-16)
FREE THROWS MADE	24	NC STATE (12-19-15)
	24	at Xavier (11-17-15)
FREE THROW ATTEMPTS	33	at Alabama (2/6/16)
	33	at South Carolina (1/16/16)
	33	WOFFORD (11-13-15)
FREE THROW PERCENTAGE	.833 (20-24)	NORTHERN ILLINOIS (12-4-15)
	.828 (24-29)	at Xavier (11-17-15)
REBOUNDS	47	at Kentucky (01/27/16)
	46	at Vanderbilt (02/10/16)
ASSISTS	20	ARKANSAS (1-12-16)
	20	at Arizona (12-13-15)
STEALS	11	OLE MISS (2-3-16)
	9	OMAHA (12-9-15)
	9	at Xavier (11-17-15)
BLOCKED SHOTS	11	at Kentucky (01/27/16)
	9	at Vanderbilt (02/10/16)
	9	at Alabama (2/6/16)
TURNOVERS	21	ARKANSAS-PINE BLUFF (12-29-15)
	18	SAVANNAH STATE (1-2-16)
FOULS	27	OMAHA (12-9-15)
	25	UMES (11-15-15)

Opponent Team Game Lows

POINTS	25	ARKANSAS-PINE BLUFF (12-29-15)
	50	SAVANNAH STATE (1-2-16)
	55	UMES (11-15-15)
	60	GEORGIA (1-20-16)
	61	AUBURN (1-9-16)
FIELD GOALS MADE	8	ARKANSAS-PINE BLUFF (12-29-15)
	17	UMES (11-15-15)
FIELD GOAL ATTEMPTS	44	UMES (11-15-15)
	45	vs Northwestern (11-24-15)
FIELD GOAL PERCENTAGE	.154 (8-52)	ARKANSAS-PINE BLUFF (12-29-15)
	.339 (20-59)	SAVANNAH STATE (1-2-16)
3 PT FIELD GOALS MADE	3	at South Carolina (1/16/16)
	4	vs Kansas State (11-23-15)
3 PT FG ATTEMPTS	15	ARKANSAS (1-12-16)
	15	GEORGIA (1-20-16)
3 PT FG PERCENTAGE	.143 (3-21)	at South Carolina (1/16/16)
	.227 (5-22)	OMAHA (12-9-15)
FREE THROWS MADE	3	ARKANSAS-PINE BLUFF (12-29-15)
	3	SAVANNAH STATE (1-2-16)
FREE THROW ATTEMPTS	8	SAVANNAH STATE (1-2-16)
	10	at Georgia (1-6-16)
	10	GEORGIA (1-20-16)
FREE THROW PERCENTAGE	.200 (3-15)	ARKANSAS-PINE BLUFF (12-29-15)
	.375 (3-8)	SAVANNAH STATE (1-2-16)
REBOUNDS	26	TENNESSEE (2-13-16)
	28	ARKANSAS (1-12-16)
ASSISTS	6	ARKANSAS-PINE BLUFF (12-29-15)
	7	UMES (11-15-15)
STEALS	1	AUBURN (1-9-16)
	2	SAVANNAH STATE (1-2-16)
BLOCKED SHOTS	0	WOFFORD (11-13-15)
	1	UMES (11-15-15)
	1	vs Northwestern (11-24-15)
	1	NORTHERN ILLINOIS (12-4-15)
	1	TENNESSEE (2-13-16)
TURNOVERS	5	at Texas A&M (01/23/16)
	5	TENNESSEE (2-13-16)
FOULS	12	vs Kansas State (11-23-15)
	12	at Kentucky (01/27/16)

2015-16 MIZZOU/OPPONENT INDIVIDUAL HIGHS

Mizzou Individual Game Highs

Points	26	CLARK, Wes at South Carolina (1/16/16)
	24	ROSBURG, Ryan at Vanderbilt (02/10/16)
	22	PURYEAR, Kevin at Alabama (2/6/16)
	22	CLARK, Wes vs Savannah State (1-2-16)
	21	ROSBURG, Ryan vs Tennessee (2-13-16)
	21	CLARK, Wes vs Illinois (12-23-15)
Field Goals Made	10	CLARK, Wes at South Carolina (1/16/16)
	9	ROSBURG, Ryan at Vanderbilt (02/10/16)
	9	PURYEAR, Kevin at Alabama (2/6/16)
	9	CLARK, Wes vs Savannah State (1-2-16)
Field Goal Att.	18	ROSBURG, Ryan at Vanderbilt (02/10/16)
	17	PURYEAR, Kevin at Alabama (2/6/16)
FG Pct (min 5 made)	1.000 (6-6)	ROSBURG, Ryan at South Carolina (1/16/16)
	.900 (9-10)	CLARK, Wes vs Savannah State (1-2-16)
3-Point FG Made	4	CLARK, Wes at South Carolina (1/16/16)
	4	CLARK, Wes vs Illinois (12-23-15)
	4	VANLEER, Cullen vs NC State (12-19-15)
3-Point FG Att.	8	PHILLIPS, Terrence vs Mississippi State (1-30-16)
	7	CLARK, Wes at Georgia (1-6-16)
	7	VANLEER, Cullen vs NC State (12-19-15)
	7	VANLEER, Cullen at Xavier (11-17-15)
3-Pt FG Pct (min 2 made)	1.000 (3-3)	PHILLIPS, Terrence vs Ole Miss (2-3-16)
	1.000 (2-2)	WALTON, K.J. vs Savannah State (1-2-16)
	1.000 (2-2)	ISABELL, Tramaine vs Arkansas State (12-1-15)
Free Throws Made	10	CLARK, Wes vs Ole Miss (2-3-16)
	9	PURYEAR, Kevin at Georgia (1-6-16)
	9	WALTON, K.J. vs UMES (11-15-15)
Free Throw Att.	11	ROSBURG, Ryan at Vanderbilt (02/10/16)
	10	CLARK, Wes vs Ole Miss (2-3-16)
	10	WRIGHT, Namon vs Auburn (1-9-16)
	10	PURYEAR, Kevin at Georgia (1-6-16)
	10	WALTON, K.J. vs UMES (11-15-15)
FT Pct (min 4 made)	1.000 (10-10)	CLARK, Wes vs Ole Miss (2-3-16)
	1.000 (6-6)	WRIGHT, Namon at Alabama (2/6/16)
	1.000 (5-5)	PURYEAR, Kevin vs Northern Illinois (12-4-15)
	1.000 (4-4)	CLARK, Wes vs Tennessee (2-13-16)
	1.000 (4-4)	ROSBURG, Ryan vs Mississippi State (1-30-16)
	1.000 (4-4)	PURYEAR, Kevin vs Savannah State (1-2-16)
	1.000 (4-4)	PHILLIPS, Terrence vs Arkansas State (12-1-15)
	1.000 (4-4)	CLARK, Wes vs Arkansas State (12-1-15)
	1.000 (4-4)	WRIGHT, Namon vs Northwestern (11-24-15)
	1.000 (4-4)	ISABELL, Tramaine at Xavier (11-17-15)
	1.000 (4-4)	PURYEAR, Kevin at Xavier (11-17-15)
	1.000 (4-4)	WRIGHT, Namon vs UMES (11-15-15)
	1.000 (4-4)	CLARK, Wes vs UMES (11-15-15)
Rebounds	11	ROSBURG, Ryan at Vanderbilt (02/10/16)
	11	PURYEAR, Kevin vs Auburn (1-9-16)
	11	GANT, Jakeenan vs Arkansas-Pine Bluff (12-29-15)
Assists	8	CLARK, Wes at South Carolina (1/16/16)
	7	PHILLIPS, Terrence vs Arkansas State (12-1-15)
	5	PHILLIPS, Terrence vs Ole Miss (2-3-16)
	4	PHILLIPS, Terrence vs Mississippi State (1-30-16)
	4	PHILLIPS, Terrence vs Northwestern (11-24-15)
Blocked Shots	4	GANT, Jakeenan vs Arkansas-Pine Bluff (12-29-15)
	2	ROSBURG, Ryan vs Tennessee (2-13-16)
	2	GANT, Jakeenan vs Ole Miss (2-3-16)
	2	GANT, Jakeenan vs Auburn (1-9-16)
	2	WOODS, Russell vs Savannah State (1-2-16)
	2	CLARK, Wes vs Savannah State (1-2-16)
	2	WOLF, Adam vs Arkansas-Pine Bluff (12-29-15)
	2	GANT, Jakeenan vs Illinois (12-23-15)
	2	GANT, Jakeenan vs Omaha (12-9-15)
	2	ROSBURG, Ryan vs Northern Illinois (12-4-15)
	2	WRIGHT, Namon vs Kansas State (11-23-15)
	2	GANT, Jakeenan vs UMES (11-15-15)
Turnovers	6	CLARK, Wes vs Ole Miss (2-3-16)
	5	CLARK, Wes vs Illinois (12-23-15)
	5	PHILLIPS, Terrence vs Northern Illinois (12-4-15)
	5	PHILLIPS, Terrence vs Kansas State (11-23-15)
	5	ISABELL, Tramaine at Xavier (11-17-15)
Fouls	5	GANT, Jakeenan at Vanderbilt (02/10/16)
	5	PHILLIPS, Terrence at Alabama (2/6/16)
	5	ROSBURG, Ryan at Texas A&M (01/23/16)
	5	PHILLIPS, Terrence at Texas A&M (01/23/16)
	5	ROSBURG, Ryan at South Carolina (1/16/16)
	5	CLARK, Wes at Arizona (12-13-15)
	5	PHILLIPS, Terrence vs Omaha (12-9-15)
	5	PHILLIPS, Terrence vs Northwestern (11-24-15)
	5	GANT, Jakeenan vs Wofford (11-13-15)
Minutes	37	PHILLIPS, Terrence vs Mississippi State (1-30-16)
	35	ROSBURG, Ryan vs Tennessee (2-13-16)
	35	PHILLIPS, Terrence vs Northern Illinois (12-4-15)
	34	CLARK, Wes vs Ole Miss (2-3-16)
	34	CLARK, Wes vs Illinois (12-23-15)

Opponent Individual Game Highs

Points	33	Barber, Anthony vs NC State (12-19-15)
	24	Kingsley, Moses vs Arkansas (1-12-16)
	24	WILSON vs Northern Illinois (12-4-15)
	24	Carter, Devin vs Arkansas State (12-1-15)
	23	MOODY vs Ole Miss (2-3-16)
Field Goals Made	10	MATEN, Yante vs Georgia (1-20-16)
	9	Ulis, Tyler at Kentucky (01/27/16)
	9	Barber, Anthony vs NC State (12-19-15)
Field Goal Att.	21	MATEN, Yante vs Georgia (1-20-16)
	20	Gardner, Sean vs Arkansas State (12-1-15)
FG Pct (min 5 made)	1.000 (8-8)	Kingsley, Moses vs Arkansas (1-12-16)
	.857 (6-7)	MATEN, Yante at Georgia (1-6-16)
3-Point FG Made	5	MOODY vs Ole Miss (2-3-16)
	5	Carter, Devin vs Arkansas State (12-1-15)
	5	Fletcher Magee vs Wofford (11-13-15)
3-Point FG Att.	12	MOODY vs Ole Miss (2-3-16)
	12	Danuel House at Texas A&M (01/23/16)
3-Pt FG Pct (min 2 made)	1.000 (2-2)	HANDLEY vs Arkansas-Pine Bluff (12-29-15)
	.800 (4-5)	Willis, Derek at Kentucky (01/27/16)
	.800 (4-5)	Hannahs, Dusty vs Arkansas (1-12-16)
Free Throws Made	13	Barber, Anthony vs NC State (12-19-15)
	10	WILSON vs Northern Illinois (12-4-15)
Free Throw Att.	15	Barber, Anthony vs NC State (12-19-15)
	13	Punter, Kevin vs Tennessee (2-13-16)
FT Pct (min 3 made)	1.000 (10-10)	WILSON vs Northern Illinois (12-4-15)
	1.000 (7-7)	HOLLINS vs Omaha (12-9-15)
	1.000 (7-7)	MACURA, J.P. at Xavier (11-17-15)
	1.000 (6-6)	WADE, Dean vs Kansas State (11-23-15)
	1.000 (5-5)	Abu, Abdul-Malik vs NC State (12-19-15)
	1.000 (5-5)	York, Gabe at Arizona (12-13-15)
	1.000 (5-5)	WHITE vs Omaha (12-9-15)
	1.000 (5-5)	Skelly, Gavin vs Northwestern (11-24-15)
	1.000 (5-5)	Fletcher Magee vs Wofford (11-13-15)
	1.000 (4-4)	FISHER-DAVIS, Matthe at Vanderbilt (02/10/16)
	1.000 (4-4)	Poythress, Alex at Kentucky (01/27/16)
	1.000 (4-4)	DJ Hogg at Texas A&M (01/23/16)
	1.000 (4-4)	FRAZIER, J.J. vs Georgia (1-20-16)
	1.000 (4-4)	CANTY vs Auburn (1-9-16)
	1.000 (4-4)	MARIC vs Northern Illinois (12-4-15)
	1.000 (4-4)	DAVIS, Myles at Xavier (11-17-15)
	1.000 (3-3)	Malik Newman vs Mississippi State (1-30-16)
	1.000 (3-3)	MATEN, Yante at Georgia (1-6-16)
	1.000 (3-3)	Anderson, Ryan at Arizona (12-13-15)
	1.000 (3-3)	HURT, Stephen vs Kansas State (11-23-15)
Rebounds	14	Q. Weatherspoon vs Mississippi State (1-30-16)
	14	FARR, James at Xavier (11-17-15)
Assists	8	Ulis, Tyler at Kentucky (01/27/16)
	7	BALDWIN IV, Wade at Vanderbilt (02/10/16)
	7	Danuel House at Texas A&M (01/23/16)
	7	FRAZIER, J.J. vs Georgia (1-20-16)
	7	PATTERSON vs Omaha (12-9-15)
	7	Lindsey, Scottie vs Northwestern (11-24-15)
Steals	4	Nunn, Kendrick vs Illinois (12-23-15)
	4	ARMSTEAD vs Northern Illinois (12-4-15)
Blocked Shots	6	MATEN, Yante vs Georgia (1-20-16)
	5	KORNET, Luke at Vanderbilt (02/10/16)
	5	Labissiere, Skal at Kentucky (01/27/16)
Turnovers	7	ROBINSON vs Arkansas-Pine Bluff (12-29-15)
	5	MOODY vs Ole Miss (2-3-16)
	5	MATEN, Yante at Georgia (1-6-16)
	5	PINKETT vs Savannah State (1-2-16)
Fouls	5	Phillips, Shembari vs Tennessee (2-13-16)
	5	JONES, Damian at Vanderbilt (02/10/16)
	5	Aric Holman vs Mississippi State (1-30-16)
	5	EDWARDS, Mike at Georgia (1-6-16)
	5	THURMAN vs Omaha (12-9-15)
	5	McIntosh, Bryant vs Northwestern (11-24-15)

TV/RADIO CHART

5-11 G FR  1	6-0 G SO  4	6-7 F SO  5	6-3 G FR  10
5-9 G R-SO  11	6-5 G SO  12	6-3 G JR  13	6-0 G JR  15
6-8 F SO  23	6-7 F FR  24	6-8 F JR  25	
6-7 F FR  32	6-4 G FR  33	6-10 F SR  44	

MIZZOU NUMERICAL ROSTER

No.	Name	Ht.	Wt.	Pos.	Yr.	Exp.	Hometown / High School / Previous School
1	Terrence Phillips	5-11	175	G	Fr.	HS	Orange County, Calif. / Oak Hill Academy (Va.)
4	Tramaine Isabell	6-0	178	G	So.	1L	Seattle, Wash. / Garfield H.S.
5	D'Angelo Allen	6-7	216	F	So.	1L	Dallas, Texas / Kimball H.S.
10	K.J. Walton	6-3	197	G	Fr.	HS	Brownsburg, Ind. / Brownsburg H.S.
11	Jimmy Barton	5-9	160	G	R-So.	RS	St. Louis, Mo. / DeSmet Jesuit H.S. / Houston Baptist
12	Namon Wright	6-5	202	G	So.	1L	Los Angeles, Calif. / Pacific Hills
13	Trevor Glassman	6-3	200	G	Jr.	TR	Bedford, N.H. / New Hampton School
15	Wes Clark	6-0	180	G	Jr.	2L	Detroit, Mich. / Romulus H.S.
21	Jordan Barnett	6-7	215	F	So.	TR	St. Louis, Mo. / Christian Brothers College H.S. / Texas
23	Jakeenan Gant	6-8	212	F	So.	1L	Springfield, Ga. / Effingham County
24	Kevin Puryear	6-7	236	F	Fr.	HS	Blue Springs, Mo. / South H.S.
25	Russell Woods	6-8	225	F	Jr.	JC	Chicago, Ill. / Simeon High School / John A. Logan College (Ill.)
32	Adam Wolf	6-7	202	F	Fr.	HS	Beaver Dam, Wis. / Beaver Dam H.S.
33	Cullen VanLeer	6-4	200	G	Fr.	HS	Pacific, Mo. / Pacific H.S.
44	Ryan Rosburg	6-10	260	F	Sr.	3L	Chesterfield, Mo. / Marquette H.S.

MIZZOU COACHING STAFF

Coach	Position	Year	Alma Mater, Year
Kim Anderson	Head Coach	Second	Missouri, 1979, '81
Rob Fulford	Assistant Coach	Second	Marshall, 1997
Brad Loos	Assistant Coach	Second	Austin Peay State, 2002
Corey Tate	Assistant Coach	First	Missouri, 1997
Paul Rorvig	Basketball Operations	Second	Central Missouri, 2005
Steve Shields	Special Assistant to the Head Coach	First	Baylor, 1988, '92
Matt Herring	Athletic Performance	Second	Southwest Texas State, 1994


NCAA APPEARANCES: '44, '76, '78, '80, '81, '82, '83, '86, '87, '88, '89, '90, '92, '93, '95, '99, '00, '01, '02, '03, '09, '10, '11, '12, '13

2015-16 MIZZOU ROSTER QUICK SHEET

G 1  **terrence PHILLIPS**
FR // 5-11 // 175 // ORANGE COUNTY, CALIF.

@FloorGeneral103				
	PPG	RPG	APG	SPG
Overall	7.7	3.7	3.2	1.4
SEC	7.3	4.3	3.1	1.7
	FG%	3PT%	FT%	MPG
Overall	.396	.333	.741	25.8
SEC	.325	.286	.742	26.6

LAST GAME: 5 points (2-5 FG, 1-2 FT) with a season-high 7 rebounds and 5 assists vs. Tennessee (Feb. 13). Season-high 5 steals vs. Ole Miss (Feb. 3) ... 16 pts vs. Northwestern (Nov. 24), a season-high (3-of-6 three-pointers) ... season-high 7 assists in the win vs. Arkansas State (Dec. 1) ... **led Oak Hill Academy to an 88-4 record as starting point guard his last two seasons** ... broke Oak Hill's career assists record that was previously held by former UNC standout Jeff McInnis ... son of Alice Knox and Ted Phillips, and born on Jan. 12, 1996, in Los Angeles ... favorite TV show is 'Friends'.

G 4  **tramaine ISABELL**
SO // 6-0 // 178 // SEATTLE, WASH.


@oTrillMaine				
	PPG	RPG	APG	SPG
Overall	5.4	1.7	1.2	0.8
SEC	6.3	1.7	1.3	0.7
	FG%	3PT%	FT%	MPG
Overall	.349	.265	.717	15.8
SEC	.314	.111	.719	18.3

LAST GAME: 5 points (1-5 FG, 3-4 FT) with 2 assists and 1 rebound vs. Tennessee (Feb. 13). Breakout game vs. Auburn (Jan. 9), scoring 12 pts in 23 minutes off the bench and matching his career bests in rebounds (4) and free throw attempts (6) ... made **ESPN SportsCenter's Top 10** with his buzzer-beating, game-tying three-pointer vs. Oklahoma State (Dec. 30, 2014) with 0.2 seconds left in regulation ... led Garfield HS to a 25-1 record and the Class 4A state championship ... Son of Aiyana Brown and Tramaine Isabell Sr. ... interest careers in real estate or private investment.

F 5  **d'angelo ALLEN**
SO // 6-7 // 216 // DALLAS, TEXAS

@DAngelo Allen5				
	PPG	RPG	APG	BPG
Overall	2.0	2.1	0.3	0.3
SEC	2.4	2.3	0.6	0.6
	FG%	3PT%	FT%	MPG
Overall	.531	.250	.273	8.7
SEC	.500	.333	.333	9.2

LAST GAME: DNP vs. Tennessee (Feb. 13). Season-high 8 pts (4-of-4 FG) with 4 rebounds in 11 minutes off bench vs. Arkansas-Pine Bluff (Dec. 29) ... made all 8 of his starts in Mizzou's final eight games of the 2014-15 season ... breakout game vs. Elon (Dec. 11, 2014), scoring 12 pts (5-of-7 FG, 2-of-2 FT) and grabbing 7 rebs in 21 minutes of action off the bench ... **part of three Texas Class 4A State Championship teams** (2011, 2012 and 2014) at Kimball ... born May 10, 1996, in Dallas, Texas ... son of Evelyn Allen.

G 10  **k.j. WALTON**
FR // 6-3 // 197 // INDIANAPOLIS, IND.

@KJWalton10				
	PPG	RPG	APG	SPG
Overall	5.0	1.7	0.8	0.4
SEC	3.4	1.8	0.7	0.3
	FG%	3PT%	FT%	MPG
Overall	.435	.235	.708	12.8
SEC	.419	.111	.737	11.9

LAST GAME: 3 points (1-2 FG, 1-3 FT) with 1 rebound in 5 minutes off the bench vs. Tennessee (Feb. 13). 10 pts and 6 rebs at Kentucky (Jan. 27) ... 10 pts (3-of-6 FG, 2-of-2 3PT, 2-of-2 FT) in start vs. Savannah State (Jan. 2) ... 10 pts (3-of-3 FG, 1-of-1 3PT, 3-of-4 FT) in 10 minutes off the bench vs. Omaha (Dec. 9) ... averaged 19.7 ppg for Brownsburg HS as a senior ... *Rivals.com* 103rd best recruit in the nation ... son of Kenneth and Michelle Walton ... father, Kenneth, played basketball at Nebraska (1981-83) ... born July 20, 1996 ... favorite TV show is 'Fresh Prince of Bel-Air'.

G 11  **jimmy BARTON**
R-SO // 5-9 // 160 // ST. LOUIS, MO.

Jimmy Barton				
	PPG	RPG	APG	SPG
Overall	0.0	0.0	0.1	0.3
SEC	0.0	0.0	0.0	0.3
	FG%	3PT%	FT%	MPG
Overall	.000	.000	.000	2.0
SEC	.000	.000	.000	0.7

LAST GAME: DNP vs. Tennessee (Feb. 13). Walked onto the Tiger program before the 2014-15 season after playing his freshman season at Division I Houston Baptist ... played in 31 games for Houston Baptist, making 13 starts ... was a four-year letterwinner and three-year team captain for coach Kevin Poelker at De Smet Jesuit High School in St. Louis, Mo. ... born Oct. 7, 1994, in St. Louis, Mo. ... son of Jim Sr. and Christy Barton ... considers his father, Jim Sr., his greatest influence.

G 12  **namon WRIGHT**
SO // 6-5 // 202 // LOS ANGELES, CALIF.

@kharyw				
	PPG	RPG	APG	SPG
Overall	9.0	4.7	1.3	0.4
SEC	9.8	4.4	1.4	0.1
	FG%	3PT%	FT%	MPG
Overall	.332	.263	.778	25.6
SEC	.333	.240	.800	26.3

LAST GAME: 13 points (3-7 FG, 2-5 3PT, 5-6 FT) with 5 rebounds, 2 assists, and 1 steal vs. Tennessee (Feb. 13). Career-high 9 rebs with 16 pts vs. Miss. State (Jan. 30) ... fired in 18 pts (5-of-7 FG, 3-of-4 3PT, 5-of-8 FT) in season-opening win vs. Wofford (Nov. 13) ... finished the 2014-15 season as the Tigers' go-to scorer, averaging 13.6 ppg over Mizzou's final five contests ... season-ending flurry of points included 28 pts vs. Florida (Feb. 24, 2015) ... led Pacific Hills to the Division IV state championship as a junior ... son of Michelle Burnside ... born June 25, 1994 in L.A.

G 15  **wes CLARK**
JR // 6-0 // 180 // DETROIT, MICH.

@Im back 15				
	PPG	RPG	APG	SPG
Overall	9.8	3.0	3.0	0.9
SEC	9.5	3.3	2.7	1.0
	FG%	3PT%	FT%	MPG
Overall	.370	.375	.833	26.5
SEC	.346	.350	.875	27.0

LAST GAME: 4 points (4-4 FT) with 5 rebounds, 1 assist, and 1 steal vs. Tennessee (Feb. 13). 20 pts (4-7 FG, 2-3 3PT, 10-10 FT) vs. Ole Miss (Feb. 3) ... 9 rebs (tied career-high) vs. Texas A&M (Jan. 23) ... **Career-high 26 pts** (10-16 FG, 4-6 3PT) with 8 assists vs. South Carolina (Jan. 16) ... 22 pts (9-10 FG) vs. Savannah State (Jan. 2) ... 21 pts (8-16 FG, 4-6 3PT) vs. Illinois (Dec. 23) ... averaged 10.1 ppg in '14-15 in first season in primary role ... led Romulus HS to the 2013 Michigan Class A state title ... son of Yvette Johnson and Wes Clark Sr., born Dec. 12, 1994, in Detroit, Mich.

F 23  **jaquean GANT**
SO // 6-8 // 212 // SPRINGFIELD, GA.

@JaqueanG23				
	PPG	RPG	APG	BPG
Overall	5.0	3.5	0.2	1.1
SEC	4.7	3.4	0.1	0.8
	FG%	3PT%	FT%	MPG
Overall	.442	.250	.727	15.1
SEC	.468	.444	.500	15.2

LAST GAME: 5 points (2-3 FG, 1-1 3PT) with 6 rebounds in 16 minutes off the bench vs. Tennessee (Feb. 13). **Career-high 16 pts** (7-9 FG, 2-3 3PT) vs. Vanderbilt (Feb. 10). Career-high 11 rebs and 4 blocks in 20 minutes off the bench vs. Arkansas-Pine Bluff (Dec. 29) ... finished the 2014-15 season with 14 blks in 23 games ... was named Georgia's Mr. Basketball as a senior in 2014 ... 21.0 ppg per game for Effingham County as a senior ... son of La'Kenia Gant and James McDonald ... born May 6, 1996, in Savannah, Ga. ... would enjoy working in the restaurant business after basketball.

F 24  **kevin PURYEAR**
FR // 6-7 // 236 // BLUE SPRINGS, MO.


@CallMe KP24				
	PPG	RPG	APG	SPG
Overall	11.5	4.6	0.4	0.4
SEC	11.2	4.6	0.3	0.5
	FG%	3PT%	FT%	MPG
Overall	.488	.286	.809	24.4
SEC	.470	.357	.833	24.7

LAST GAME: 17 points (6-8 FG, 2-3 3PT, 3-4 FT) with 5 rebounds and 1 assist vs. Tennessee (Feb. 13). Double figures in scoring in 17-of-25 games ... **season-high 22 pts** (9-17 FG) vs. Alabama (Feb. 6) ... first career double-double vs. Auburn (Jan. 9), 14 pts and 11 rebs (season-high) ... scored 20 pts in collegiate debut vs. Wofford (Nov. 13) ... averaged 20.1 ppg as a senior leading Blue Springs South to its first-ever Missouri Class 5 State Championship (at Mizzou Arena) ... son of Kevin and Vicki Puryear ... born Nov. 18, 1996, in New Brunswick, N.J. ... **grew up dreaming of chance to play at Mizzou.**

F 25  **russell WOODS**
JR // 6-8 // 225 // CHICAGO, ILL.


@BigRuss25				
	PPG	RPG	APG	SPG
Overall	3.2	2.8	0.4	0.2
SEC	0.9	1.6	0.2	0.1
	FG%	3PT%	FT%	MPG
Overall	.574	.000	.389	14.5
SEC	.231	.000	.333	12.8

LAST GAME: 1 block in 5 minutes off the bench vs. Tennessee (Feb. 13). 2 blocks vs. Savannah State (Jan. 2) ... back-to-back games with 10 rebs vs. Arkansas-Pine Bluff (Dec. 29) and Illinois (Dec. 23) ... scored 9 pts in his Mizzou debut vs. Wofford (Nov. 13), logging 13 minutes off the bench ... averaged 14.1 ppg and 7.2 rpg during the 2014-15 season at John A. Logan ... won an Illinois state title as a senior at Simeon Career Academy ... played alongside Milwaukee Bucks forward and former No. 2 NBA Draft pick Jabari Parker ... son of Vivian Winters and Russell Woods, Sr.

F 32  **adam WOLF**
FR // 6-7 // 202 // BEAVER DAM, WIS.


Adam Wolf				
	PPG	RPG	APG	SPG
Overall	1.8	1.6	0.0	0.2
SEC	0.0	1.5	0.0	0.0
	FG%	3PT%	FT%	MPG
Overall	.571	.333	.000	4.4
SEC	.000	.000	.000	6.5

LAST GAME: DNP vs. Tennessee (Feb. 13). 3 rebs vs. Alabama (Feb. 6) ... 6 points (3-of-4 FG) in 5 minutes off the bench in win vs. Arkansas-Pine Bluff (Dec. 29), including 3 rebs and 2 blocks ... 17.0 ppg and 7.5 rpg for Beaver Dam High School ... played 3 seasons at Lake Forest High School in Illinois before transferring to Beaver Dam ... **passed up several Division II scholarships** to accept Coach Anderson's walk-on opportunity ... son of John and Jamie Wolf ... born on March 21, 1997, in Milwaukee, Wis. ... favorite movie is *Star Wars*.

G 33  **cullen VANLEER**
FR // 6-4 // 200 // PACIFIC, MO.

@cullenvanleer33				
	PPG	RPG	APG	SPG
Overall	3.9	1.2	0.7	0.3
SEC	3.1	0.8	0.4	0.3
	FG%	3PT%	FT%	MPG
Overall	.318	.291	.625	16.2
SEC	.231	.200	.714	15.7

LAST GAME: 2 points (1-4 FG) vs. Tennessee (Feb. 13). Season-high four 3-pointers on 4-of-7 3PT shooting vs. NC State (Dec. 19), scoring 12 points ... season-best 13 points (5-of-9 FG, 3-of-7 3PT) at Xavier (Nov. 17) ... hit on his 2 FG attempts in his collegiate debut vs. Wofford (Nov. 13), including his first career 3-pointer ... averaged 23.5 points and 7.3 rebounds per game for Pacific HS as a senior ... named Missouri Class 4 Co-Player of the Year ... son of John and Lori VanLeer ... born on May 25, 1996, in Beaufort, Mo. ... **Mizzou fan since childhood.**

F 44  **ryan ROSBURG**
SR // 6-10 // 260 // CHESTERFIELD, MO.

@RyRos44				
	PPG	RPG	APG	BPG
Overall	6.4	3.7	0.4	0.4
SEC	9.3	3.8	0.3	0.5
	FG%	3PT%	FT%	MPG
Overall	.623	.000	.529	18.2
SEC	.676	.000	.606	20.2

LAST GAME: 21 points (8-9 FG, 5-7 FT) with 5 rebounds and 2 blocks (ties career-high) vs. Tennessee (Feb. 13). Back-to-back games resetting career-high, 24 pts vs. Vanderbilt (Feb. 10) & 17 points vs. Alabama (Feb. 6) ... appeared in 30 or more games for the third consecutive season, earning 17 starts in 2014-15 ... 1 of Missouri's top players his final 2 seasons of high school at Marquette ... 1,862 career pts, 2nd all-time in Marquette history ... son of Cindy and Paul Rosburg ... 3-time academic all-conference honoree ... born Nov. 12, 1993, in Chesterfield, Mo. ... **brother, Andy, played at Mizzou in 2011-12.**

NCAA APPEARANCES: '44, '76, '78, '80, '81, '82, '83, '86, '87, '88, '89, '90, '92, '93, '95, '99, '00, '01, '02, '03, '09, '10, '11, '12, '13