



@MIZZOUFOOTBALL // @COACH_ODOM // #SHOWME



Columbia, Mo.
3 p.m. (CT)
Faurot Field at Memorial Stadium (71,168)

MIZZOU

2-4

AP rank: --

Head Coach: Barry Odom (2-4/1st year)

0-3

CP rank: --



vs



4-2

AP rank: --

Head Coach: Rick Stockstill (68-63/11th year)

2-1

CP rank: --

2016 SCHEDULE...

Date	Time	Opponent	TV/SCORE
Sept. 3	11 a.m.	at West Virginia	L, 26-11
Sept. 10	6:30 p.m.	Eastern Michigan	W, 61-21
Sept. 17	6:30 p.m.	Georgia	L, 28-27
Sept. 24	3 p.m.	Delaware State	W, 79-0
Oct. 1	6:30 p.m.	at LSU	L, 42-7
Oct. 15	3 p.m.	at Florida	L, 40-14
Oct. 22	3 p.m.	Middle Tennessee	SEC Network
Oct. 29	11 a.m.	Kentucky	SEC Network
Nov. 5	TBA	at South Carolina	TBA
Nov. 12	TBA	Vanderbilt	TBA
Nov. 19	TBA	at Tennessee	TBA
Nov. 25	1:30 p.m.	Arkansas	CBS

* bold, italic - denotes home game

MIZZOU RETURNS HOME FOR ANNUAL HOMECOMING ...

- After a three-week absence at home (two SEC road games and a bye week), Mizzou Football (2-4, 0-3 SEC) returns to Memorial Stadium for its annual Homecoming Game against Middle Tennessee (4-2, 2-1 C-USA), the final non-conference game of the season for Mizzou. The game will air live on SEC Network at 3 p.m. with Dave Neal, Matt Stinchcomb and Olivia Harlan on the call.
- Saturday's game will of course renew the time-honored tradition of Homecoming at Mizzou, which was the first school to ever organize a homecoming event centered around a football game. To many Mizzou fans across the country, Homecoming is one of the very best traditions that the University has to offer. From Friday night's house decorations, the annual parade to painting the city Black & Gold, Mizzou Homecoming has grown into one of the largest student-run celebrations of its kind and voted by MU students and alumni as one of their favorite traditions at Mizzou.
- MU has a 60-39-5 record in Homecoming games over the years. Not surprisingly, former rival Kansas has been its most common opponent for the game - with MU holding an 18-7-2 edge in 27 such meetings - although the two did not meet on Homecoming from 1960 until 2000 in Columbia.
- Mizzou has won 10 of its last 14 Homecoming games, including a landmark 36-27 win over BCS #1-ranked Oklahoma in 2010 (36-27). The Tigers also got their first-ever SEC win in the 2012 Homecoming tilt against Kentucky (a 33-10 Tiger victory). Mizzou's last loss on Homecoming was a 21-3 loss to No. 11/12 Florida last season on Oct. 10.
- Saturday's game is Mizzou's final non-conference game of the season. Since joining the SEC, Mizzou is 16-3 against non-conference opponents, including an 11-2 mark in games played at Memorial Stadium. Mizzou owns an unblemished record in home games vs. non-power five teams since joining the SEC (9-0).



True Freshman RB
Damarea Crockett

- Ran for a career-high 145 yards on 14 carries (10.4 avg) last time out at Florida.
- Crockett now has two games with 100-plus yards, making him the first true freshman at Mizzou with two such games in a single season since Brock Olivo in 1994. Olivo has his number retired at Mizzou.
- Crockett now leads Mizzou with 390 yards on the ground, averaging 7.2 yards per carry.
- Crockett's 145 yards last Saturday were the most by any player against Florida this season.

ON THE AIR



SEC NETWORK
DIRECTV 611 **DISH** 404 **MEDIACOM** 734
PBP: Dave Neal **COLOR:** Matt Stinchcomb
SIDELINE: Olivia Harlan



TIGER RADIO NETWORK
SIRIUS: 113 **XM:** 191
PBP: Mike Kelly **COLOR:** Howard Richards
SIDELINE: Chris Gervino

THE HOME OF HOMECOMING...

- Legend says that the Homecoming tradition got its start at the University of Missouri in 1911, thanks to the vision and efforts of Chester L. Brewer, MU's Director of Athletics at the time. Although Illinois staged a similar celebration in 1910, Missouri claims its 1911 effort as one of the first formal Homecoming celebrations surrounding a football game.
- That year, the Missouri-Kansas game was to be played on a college campus for the first time ever. Previously, the game had been played in either Kansas City or St. Joseph, and Mizzou trailed in the series by a 12-5-3 count at the time.
- Brewer wanted to add some spice to the season-ending game in Columbia,

so he issued a plea to Mizzou alumni and especially to former Tiger football players to "Come Home" for the game. They did just that, with a record crowd of 9,000 overflowing old Rollins Field.

- With four minutes to play, and MU trailing by three, Tiger captain Glen Shuck booted a tying field goal from a difficult angle. Then, little Billy Bleas caught a rampaging KU fullback in the open field in the final seconds to preserve the tie, and was carried off the field a hero. Hence, "Homecoming" was born.

TALE OF THE TAPE...

Mizzou

Head Coach _____ Barry Odom (MU, '99)
Season Record _____ 2-4 (1st Season)
Career Record _____ 2-4 (1st Season)
Record vs. MT _____ 0-0

Mizzou vs. MT _____ Mizzou leads, 1-0
Last meeting _____ Mizzou, 41-40
_____ Sept. 20, 2003, in Columbia
In Columbia _____ 1-0
In Murfreesboro _____ 0-0
Neutral Site _____ 0-0

Middle Tennessee

Head Coach _____ Rick Stockstill
_____ (Florida State, '82)
Season Record _____ 4-2 (11th Season)
Career Record _____ 68-63 (11th Season)
Record at MT _____ 68-63 (11th Season)

MIZ	STAT	MT
33.17	Points Per Game	37.6
26.17	Points Allowed	23.0
175.8	Rush Yards	175.8
205.3	Rush Yards Allowed	150.0
308.5	Passing Yards	352.6
232.7	Passing Yards Allowed	220.6
484.3	Total Yards	528.4
438.0	Total Yards Allowed	370.6
24:13	Time of Possession	28:47
39-for-92	Third Down	44-for-83
21-for-28	Red Zone	20-for-22





Sept. 3		at West Virginia Mizzou (3-3)	Morgantown, W.Va. Milan Puskar Stadium	Fox Sports 1	11 a.m. (CT)	L, 26-11	Mizzou tallied 462 yards of offense but converts just 2-of-5 red zone chances in road opener.
Sept. 10		vs. Eastern Michigan Mizzou (3-0)	Columbia, Mo. Memorial Stadium	SEC Network (alt.)	6:30 p.m. (CT)	W, 61-21	Lock ties school record with 5 TD passes and his 450 yards rank third in Mizzou history.
Sept. 17		vs. Georgia UGA (5-1)	Columbia, Mo. Memorial Stadium	SEC Network	6:30 p.m. (CT)	L, 28-27	Georgia scores go-ahead TD with 1:29 remaining as Dawgs rally past Tigers for road win
Sept. 24		vs. Delaware St. Mizzou (1-0)	Columbia, Mo. Memorial Stadium	SEC Network	3 p.m. (CT)	W, 79-0	School-record 79 points; Moore, Lock match school records for receiving, passing TDs
Oct. 1		at LSU Tied (1-1)	Baton Rouge, La. Tiger Stadium	SEC Network	6:30 p.m. (CT)	L, 42-7	LSU dominated Mizzou in the first game under interim head coach Ed Orgeron
Oct. 15		at Florida Tied (3-3)	Gainesville, Fla. Ben Hill Griffin Stadium	SEC Network	3 p.m. (CT)	L, 40-14	Mizzou pounds out 265 yards on the ground, led by true FR Damarea Crockett's career-high 145
Oct. 22		vs. Middle Tennessee Mizzou (1-0)	Columbia, Mo. Memorial Stadium	SEC Network	3 p.m.		Mizzou and Middle Tennessee meet for 1st time since 2003, a 41-40 OT win for Mizzou.
Oct. 29		vs. Kentucky Tied (3-3)	Columbia, Mo. Memorial Stadium	SEC Network	11 a.m. (CT)		Mizzou is 2-1 all-time vs. UK in Columbia UK beat MU for the 1st time in SEC play last year
Nov. 5		at South Carolina Mizzou (4-2)	Columbia, S.C. Williams-Brice Stadium	TBA	TBA		Mizzou looks for second consecutive win at South Carolina, third straight in series
Nov. 12		vs. Vanderbilt Mizzou (4-3-1)	Columbia, Mo. Memorial Stadium	TBA	TBA		Mizzou looking to avenge 2015 loss in Nashville
Nov. 19		at Tennessee Mizzou (3-1)	Knoxville, Tenn. Memorial Stadium	TBA	TBA		In eight meetings in the series, this will be the sixth in Columbia (2-2-1 overall)
Nov. 25		vs. Arkansas Mizzou (4-3)	Columbia, Mo. Memorial Stadium	CBS	1:30 p.m. (CT)		Arkansas and Mizzou renew annual Battle Line Rivalry, presented by Shelter Insurance

SHOW ME

Freshman RB
Damarea Crockett



AN IMPROVING GROUND GAME

- Despite losing at No. 18 Florida last week, Mizzou's offense made major strides in its running game against the Gators' dominant defense. In fact, Mizzou ran for 265 yards, the most allowed by the Gators this season - more than both Tennessee (179) and Vanderbilt (147).
- Each Mizzou featured tailback - junior **Ish Witter** and freshman **Damarea Crockett** - finished the game with season-highs in total yardage. Crockett finished with a career-best 145 yards on 14 carries (10.4 avg) while Witter added 82 on 15 carries (5.5 average).
- Crockett now has a pair of 100-yard games during his true freshman season. He is the first Mizzou player with a pair of 100+ yard games since Brock Olivo in 1994.
- Mizzou's 265 yards on the ground were the most for a Mizzou team when playing an FBS opponent since piling up 337 on the ground against Minnesota in the Citrus Bowl on Jan. 1, 2015.

Junior RB
Ish Witter



ALL CREDIT TO BONEYARD

- As mentioned above, Mizzou hung 265 rushing yards against one of the nation's elite defenses in Florida last weekend, averaging 5.8 yards per rush. The 265 yards were the most for a Mizzou team against an FBS team since the 2015 Citrus Bowl (2014 season) when Mizzou hung 337 against Minnesota and a large credit goes to Mizzou's offensive line, which entered the season as the youngest group in the nation.
- While the rushing performance last week was tremendous, what Mizzou has done in pass protection this season has been nothing short of remarkable. Facing an Florida team that came into the game averaging 3.8 sacks per game, the offensive line again did not allow a sack and surrendered just three tackles for loss. Through six games now, Mizzou leads the SEC in both tackles for loss allowed and sacks allowed, ranking 1-2 in the nation in each category.
- Mizzou has allowed just three sacks this year (the fewest among any team from a Power 5) and to put that mark into perspective, the next-closest team in the SEC is Florida, which has allowed twice as many sacks as Mizzou (six).
- Mizzou has also allowed just 12.0 tackles for loss this season (2.00 per game), which is four better than second-place Ohio State (16.0). The next-closest SEC team is Ole

Miss with 21.0. Considering Mizzou allowed 7.33 tackles for loss per game last year, the improvement is obviously one the largest in the country.

- The success of the offensive line has come under the scheme implemented by first-year OC Josh Heupl and first-year OL coach Glen Elarbee, taking a group that had just three total starts and molding them into a statistical juggernaut. But as much credit as the players and coaches deserve, the offensive line will credit its pet fish - Boneyard - a beta fish that lives in the offensive line room and is cared for by RG **Alec Abeln**, RT **Paul Adams** and LG **Kevin Pendleton**.

SPREADING THE LOVE

- Mizzou has done a great job spreading the wealth in the passing game as nine different Mizzou pass-catchers have hauled in TDs this season. Remarkably, none of the nine to catch a TD pass have been running backs either as they have all been to WRs, TEs and one to QB **Drew Lock** on a trick play. Mizzou last had nine different players catch TD passes in the same season in 2013 (14 games) while Mizzou had not accomplished that feat prior to that since the 2007 season (nine that year as well).
- Mizzou has also set a school record with 20 different players catching a pass this season.

TREMENDOUS TURNAROUND

- Mizzou's offense has done a complete 180 from 2015 under first-year offensive coordinator **Josh Heupel**. Out of 128 teams ranked in FBS, Mizzou ranked an average of 115th in the 11 categories listed below. The average this year is a combined 29th nationally, good for an average of 86 places higher than a year ago. The largest jump camp in tackles for loss allowed as Mizzou gave up 7.33 per game in 2015, good for 114th nationally. Mizzou is second nationally in 2016, allowing just 2.00 per game. Below is a look of the improvement from 2015 to 2016:

Category	2015 (rank)	2016 (rank)	Turnaround
TFLs Allowed	7.33/gm (114 th)	2.00/gm (1 st)	+113
Yards/Catch	10.68 (113 th)	14.46 (12 th)	+101
Total Offense	280.9/gm (124 th)	484.3/gm (24 th)	+100
Passing Yards	165.5 (112 th)	308.5 (18 th)	+94
First Downs	15.1/gm (126 th)	23.0/gm (38 th)	+88
Sacks Allowed	2.5/gm (93 rd)	0.5/gm (2 nd)	+91
Scoring	13.6/gm (126 th)	33.2/gm (44 th)	+82
Punt Returns	5.85 (100 th)	13.00 (21 st)	+79
Pass Efficiency	97.00 (119 th)	140.99 (47 th)	+72
3rd Down	3.03 (121 st)	4.24 (54 th)	+67
Rushing Yards	115.4 (119 th)	175.8 (62 nd)	+37

SHOW ME



Senior CB
John Gibson



Senior CB
Aaron Penton

A BALL-HAWKING SECONDARY

- Mizzou's secondary has been all over the field this year under first year defensive coordinator **DeMontie Cross**. Mizzou has 10 interceptions on the year and is second in the nation with 44 passes defended.
- While Mizzou is second in the nation in passes defended, it also is tied for the SEC lead with its 10 interceptions. Those 10 picks have been compiled by six different Mizzou players, including three from senior CBs **Aaron Penton** and **John Gibson**.
- Gibson is coming off of a two-pick performance at Florida last week, the first by a Mizzou player since Kentrell Brothers had two at Arkansas State last season.
- Five of Mizzou's 10 interceptions on the year have led to a Mizzou touchdown on the ensuing possession.

CROCKETT IN ELITE COMPANY

- True freshman RB **Damarea Crockett** is coming off of a career-high 145-yard performance at Florida last weekend. His 145 yards are the most by a Mizzou true freshman RB since Brock Olivo in 1994 and the second-most ever by a Mizzou true freshman (Olivo's 151 against Kansas State in 1994 are the most). Olivo of course has his number retired at Mizzou.
- Crockett is the first Mizzou true freshman since Olivo in 1994 to have two separate 100-yard games as well. There have been just 16 100-yard rushing performances by Mizzou freshmen in history and just six by true freshman RBs. Crockett now has two of those six. Below is a breakdown.

Yards	Tiger	Opponent (Date)	Att	Year
213	Brad Smith (QB)	OU (10/5/02)	26	RS-Fr.
151	Brock Olivo	K-State (11/12/94)	27	True Fr.
145	Damarea Crockett	at Fla. (10/15/16)	14	True Fr.
138	Brad Smith (QB)	Ill. (8/31/02)	18	RS-Fr.
137	Brad Smith (QB)	Troy (9/28/02)	13	RS-Fr.
136	Corby Jones (QB)	Iowa St. (11/18/95)	22	True Fr.
117	Brad Smith (QB)	KU (10/26/02)	15	RS-Fr.
116	Rich Danshill	at Iowa St. (11/8/75)	13	True Fr.
115	Damarea Crockett	Delaware State (9/24)	12	True Fr.
114	Maty Mauk (QB)	Tenn. (11/2/13)	13	RS-Fr.
112	Henry Josey	McNeese (9/11/10)	7	True Fr.
108	Phil Bradley (QB)	Okla. St. (11/12/77)	20	True Fr.
107	Brock Olivo	at OU (11/5/94)	23	True Fr.
105	Corey Welch (QB)	at K-State (10/8/88)	15	RS-Fr.
105	Brad Smith (QB)	Ball St. (9/7/02)	9	RS-Fr.
100	Jon Redd	at KU (11/19/83)	18	RS-Fr.

STRENGTH IN THE SECONDARY

- Mizzou's defense has been anchored by an active secondary this season, a group that ranks 10th nationally and tied for first in the SEC with 10 interceptions after picking off three at Florida last week. The group also ranks second in the nation and leads the SEC in passes defended with 44 (34 pass break-ups and 10 interceptions). The senior CB duo of **Aaron Penton** (10th nationally with 10) and **John Gibson** (25th nationally with eight) lead the team. Penton tallied his third pick of the year at Florida last week while Gibson tallied his second and third, Mizzou's first multi-interception game since current Minnesota Viking Kentrell Brothers had a pair at Arkansas State last season (Sept. 12).
- The active secondary is an improvement from a year ago when Mizzou ranked 73rd nationally with just 53 total passes defended. Mizzou also had just nine interceptions

in 12 games last year and has 10 through six games in 2016.

- Mizzou has 15 different players with pass break-ups and the seven interceptions are comprised of six individuals with Penton and Gibson leading the way with three each.

PENTON LOCKING DOWN

- After six games, Mizzou CB **Aaron Penton** is quickly establishing himself as one of the nation's top corners. In fact, Penton leads the SEC and 10th in the nation in passes defended (10), is 10th nationally in interceptions (three) and leads the team in pass break-ups (seven).
- Penton has also tallied 23 tackles (17 solo) as he is putting together an All-SEC type of season so far.

SCHERER THE SMEARER

- The leader of Mizzou's defense, senior LB **Michael Scherer**, is quietly putting together a great senior season. He is coming off of his second consecutive game with 10+ tackles after tallying a season-high 13 at LSU and 10 last week at Florida. Scherer now has 10 games with 10+ tackles in his career. He is creeping in on Mizzou's all-time career top-25 in tackles as he has 265 in his career. He is on pace for 317 career tackles, which would rank 17th in school history. Prior to the season, Scherer had his sights set on passing his head coach, **Barry Odom**, who had 362 tackles as a linebacker at Mizzou from 1996-99.
- Scherer had an incredible start to the season at West Virginia with 10 solo tackles. He tallied his first career

INT in Mizzou's win over Delaware State and tallied his second career sack at LSU. Scherer has also added a pair of QB hurries and two pass break-ups to his ledger in 2016.

- Scherer is at his best against the best competition as well. Of his 52 tackles, 42 have come vs. Power 5 teams and 48 are against teams with winning records this season.
- In his career, Scherer has 203 of his 265 tackles (77%) against teams from Power 5 conferences and of his 265 tackles, 185 (70%) have come against winning teams.

WILSON EMERGES AS PLAYMAKER

- Junior safety **Thomas Wilson** may be the most pleasant surprise for **Barry Odom's** team this season. After taking over the starting free safety spot after the departure of senior Ian Simon from a year ago, Wilson has emerged as one of the defense's top playmakers.
- Wilson is second on the team in total tackles with 48 and has broken the 10-tackle mark in three of six games, including a career-high 14 at LSU, the most by a Mizzou player this season.
- Wilson had just 31 tackles in his career, playing in 25 games over his first two seasons, and has already surpassed that mark in six games this season. He also has 1.5 tackles for loss and two pass break-ups and has arguably been the most consistent member of the Mizzou secondary.
- He is coming off of a nine-tackle outing at Florida last week.

SHOW ME

FIRST CAREER STARTS

- Mizzou made a couple of slight tweaks to its starting defense last week as freshmen **Ronnell Perkins** and **Cale Garrett** each earned their first career starts.
- Garrett started at MLB and tallied eight tackles, the fourth-most on the team in the game.
- Perkins started at strong safety and added four tackles and a QB hurry as both players were key contributors to a defense that allowed just 19 offensive points to the Gators.



MEDIA PROCEDURES

MONDAY

3 p.m. - News Conference w/Head Coach Barry Odom (MATC Onofrio Room)

10-11 a.m. - Barry Odom phone calls (Reserved through SID)

1 p.m.-2 p.m. - Coach Odom phone calls

3:30 p.m. - Players (MATC Dining Hall)

TUESDAY

5:45 p.m. - Assistants/Coordinators - after practice

WEDNESDAY

11:10 a.m. - Barry Odom on SEC Coaches' Weekly Teleconference

GAME CREDENTIALING

Credentials for the Mizzou 2016 home season may be requested online at www.mutigers.com. On the front page, mouse over the "Athletics" link, and click on the "Media Center" link to access the password-protected credentialing site. Password information can be obtained by contacting Kevin Fletcher (fletcherk@missouri.edu).

MIZZOU STRATEGIC COMMUNICATIONS

Mizzou Media Relations personnel assisting you with your coverage of the Mizzou Football team are Associate Athletics Director for Strategic Communications Chad Moller and Assistant Directors of Strategic Communications Shawn Davis and RJ Layton.

STAFF DIRECTORY

Chad Moller - Associate Athletics Director

(W) 573/882-0712 (Cell) 573-268-3110

Shawn Davis - Assistant Director

(W) 573/882-0711 (Cell) 573-268-4275

RJ Layton - Assistant Director

(W) 573/882-7826 (Cell) 765-491-5348

Kate Lakin - Associate Director

Patrick Crawford - Assistant Director

Andrew Melroe - Assistant Director

Andy Oldenburg - Assistant Director

Ali Fisher - Digital Media Specialist

Faurot Press Box--573/882-7311 or 7312



Junior DE
Charles Harris
2nd Team All-SEC

JUGGERNAUT FOR PIESMAN

While Mizzou's offense has been downright explosive this season, you could make the argument that some of the most exciting plays for Mizzou's offense have been short-yardage conversions. The reason for the excitement: 6-4, 355-pound fullback **Josh Augusta**. After becoming a fan-favorite as a DT across #DLineZou, Augusta has become an urban legend as a fullback when switching over to offense in short-yardage situations. Below is a look at his short-yardage contributions this season.

- @WVU – 4th-and-1 (4th-Q), carried for a 1-yard gain and a 1st Down...
- EMU – 3rd-and-1 (3rd-Q), carried for a 2-yard gain and a 1st Down...
- EMU – 4th-and-1 (4th-Q), got to second level and blocked two guys (one w/each arm) to spring Fr. **Damarea Crockett** for a 26-yard TD...
- UGA – 4th-and-1 (4th-Q), carried for a 1-yard gain and a 1st Down. He was gang-tackled by six Georgia players who could not bring him down.
- at UF - On 3rd-and-goal from the one in the third quarter, Augusta took a handoff and jumped over the line into the endzone for his first career TD, cutting the lead to 20-7.

Following the national attention that his down-field, two-arm demolition block of two Eastern Michigan players during week two, Augusta officially declared his candidacy for the Peisman Trophy, an award created by *SBNation.com* which recognizes offensive and defensive linemen for their contributions. Augusta changed his twitter cover photo to a picture of the Peisman trophy to announce his candidacy.

YES HE McCANN

- True freshman PK **Tucker McCann** has touchbacks on 24-of-36 kickoffs so far this season, including a perfect 10-for-10 mark in Mizzou's 61-21 win over EMU in week two.
- That touchback percentage of 66.0% ranks as 18th-best in the NCAA so far, and fourth in the SEC (Daniel Carlson of Auburn leads the nation with a 96.88% rate [31-of-32]).

SHOW ME

A PIESMANTROPHY CAMPAIGN

- Mizzou senior DT **Josh Augusta** has been getting snaps at fullback throughout the season. The 6-4, 355-pound fan-favorite has picked up three key first downs when carrying the ball and also blocked two men at the same time downfield to spring **Damarea Crockett** for a 26-yard TD.
- He scored his first career TD on a one-yard plunge last week at UF.



SHOW ME

#DLINEZOU RESURGENCE

- Before Mizzou's game vs. Georgia, the school that had become known as #DLineZou had just one sack credited through the first two games. That all changed vs. Georgia as Mizzou as Mizzou picked up four sacks and seven tackles for loss as a team. Since the start of that game, Mizzou has 17 tackles for loss (4.25/game) and nine sacks (2.25/game) over the last four games (three SEC contests).
- Of Mizzou's 27 tackles for loss, 13.5 have been courtesy of the defensive line. Of Mizzou's 10 sacks, 7.5 have come from the defensive line as well.
- #DLineZou picked up four QB hurries last week at Florida and were disruptive all game.

- McCann is second among all true freshmen in FBS in touchback percentage, trailing only Texas A&M's Braden Mann (70.0%).

PICKING UP THE PACE

- Much has been made of Mizzou's offensive resurgence in 2016 under new OC Josh Heupel, and it's well deserved, as Heupel has his troops performing as one of the most improved offenses in the country. One of the many categories that has seen Mizzou take a big jump in is pace of play.
- Through six games in 2016, Mizzou ranks 19th among teams with only six games in total plays. Keep in mind that in its outing against Delaware State from the FCS, the second half consisted of only 10-minute quarters (as agreed upon by both teams), so the play total would likely be even larger for the Tigers.
- In the very first game under Heupel, in MU's 2016 season opener at West Virginia, Mizzou ran 100 plays in the 26-11 defeat, marking the first time since 2005 (vs. New Mexico) that Mizzou had reached the 100-play mark in a game. Mizzou's snap totals in subsequent games included 78 vs. Eastern Michigan (W, 61-21), 75 vs. Georgia (L, 28-27), 78 in a shortened game vs. Delaware State (W, 79-0) and 60 last time out against LSU (L, 42-7).
- In 2015, Mizzou ranked 125th out of 128 teams in most snaps, as the Tigers ran 770 plays in 12 games. See the accompanying chart to show the improvement by Mizzou's offense in 2016.

Year	Plays	Rank	Games	Yds/Game	Yds/Play
2016	459	19 th	6	484.3	6.33
2015	770	125 th	12	280.9	4.38





Sophomore RT
Paul Adams

Sophomore LG
Kevin Pendleton

SHOW ME

A REJUVENATED OFFENSIVE LINE

- Mizzou's offensive line was the youngest group in the nation entering the season, boasting just three career starts before week one. But what was supposed to be an inexperienced group in rebuild mode, the offensive line has been nothing short of sensational this year.
- Mizzou leads the nation in TFLs allowed and is second in sacks allowed. Mizzou has allowed just three sacks and only nine tackles for loss over the five games of the season, both of which are SEC-leading marks.
- Both RT **Paul Adams** and LT **Tyler Howell** have ranked among the nation's best in pass protections according to *ProFootballFocus.com*

MIZZOU HAS JUST 16 SENIORS

- When Mizzou hit the field in week one, it did so as one of the youngest teams in the nation. In fact, Mizzou has just 16 seniors on its roster with seven on offense and nine on defense. Only 18 schools in all of Division I have fewer seniors than Mizzou and of those 18, only 12 are from power five conferences. Only 14 schools (nine from power 5) have fewer seniors on offense. What is even more remarkable is that three of the seniors on offense are graduate transfers - WR **Chris Black** (Alabama), RB **Alex Ross** (Oklahoma) and OL **Michael Stannard** (Memphis). Three of the remaining four are walk-ons, leaving TE **Sean Culkin** as the only five-year senior on Mizzou's offense this season. Below in the table is a breakdown of the fewest seniors by school in the nation this season.

YOUTH ALONG O-LINE

- Staying on the topic of youth on offense, Mizzou's O-Line may be its youngest position group on offense. In fact, the starting offensive line boasts three RS sophomores and a pair of juniors. The group had combined to make just three starts (all three by RG **Alec Abeln**) before week one when four players made their first career FBS O-Line starts. The three starts at the beginning of the year were the fewest of any O-line group in the nation (Navy had 4, Iowa St. had 6). The two-deep on the offensive line features just three upperclassman and one lone senior: graduate transfer **Michael Stannard**.

Fewest Seniors in the Nation (2016)

Team	Seniors	Offensive Seniors
Kentucky	11	6
Baylor	12	5
Penn State	12	5
Marshall	13	5
Wake Forest	13	6
NC State	13	7
UMass	13	7
Minnesota	13	3
Old Dominion	13	4
Florida	13	4
TCU	14	8
Wisconsin	14	8
USC	14	8
Iowa	15	9
Troy	15	4
Fresno State	15	5
FAU	15	5
Washington St.	15	6
Mizzou	16	7

#PUNTERNOTES

- Freshman All-American punter **Corey Fatony** had a tremendous freshman year in 2015 and seems primed for an even better encore as a sophomore. Fatony had eight punts in week one at West Virginia and averaged 39.2 yards per kick. His first kick went for 50 yards and five of his eight punts went for 45 yards or more. He also put three inside of WVU's 20 yard line.
- On the year, Fatony is averaging 44.1 yards per punt with 15 inside the 20 and 10 kicks of 50+ yards, including a 60-yard bomb vs. Georgia, just one yard off of his career-long.
- Against LSU, Fatony had six kicks pin the home Tigers inside their 20, a season-high.
- During the Florida game, sophomore punter **Corey Fatony** surpassed 5,000 career punt yards and has now racked up 5,064 punt yards in 18 career games. That's the fastest any Mizzou punter has reached that mark in program history. The school record for punt yards in a career is held by Marlon Adler (1982-95), who finished with 8,316 career punt yards. For perspective, Adler had 4,428 punt yards through two full seasons (22 games). Fatony is well on pace to shatter the school record and if he maintains his current average, could end up with more than 13,000 career punt yards.
- Additionally, Fatony is averaging 44.1 yards per punt this season, just behind Vince Sebo's school record of 45.03 YPG (1996)
- He has allowed just 44 yards of punt returns all season on 36 punts (1.2 yards per punt).
- Mizzou is 10th nationally in net punting this year (42.31).

NEWCOMERS ON THE DEPTH

- In addition to not featuring many seniors as a team, Mizzou's week six two-deep depth chart features 14 first-year players, including eight true freshmen. The depth also features nine players who are considered first-year starters, once again hinting at Mizzou's youth at virtually every position. Mizzou has had 11 players make their first collegiate starts this season while 25 players have made their collegiate debut in 2016.

LOCK-ED IN

- Mizzou sophomore QB **Drew Lock** is putting together a fine season, showing tremendous growth under first-year offensive coordinator **Josh Heupel**. He has twice matched the school record with five TDs in a game this season (vs. Eastern Michigan and Delaware State) and ranks first in the SEC in yards per completion (14.65), second in yards per game (285.7) and touchdowns (14) and third in completions per game (19.5) and total yards (1,714).

SHOW ME

PENTON LOCKING DOWN

- Through six games, Mizzou senior CB **Aarion Penton** leads the SEC and is 10th nationally in passes defended with 10 (seven pass break-ups and three interceptions).
- He is part of a Mizzou secondary that ranks second in the nation with 44 passes defended (34 pass break-ups and 10 interceptions).





Senior DT
Rickey Hatley

Sophomore DT
Terry Beckner, Jr.
Freshman
All-American

SHOW ME

BULKING UP

- Under first year strength coach Rohrk Cutchlow, Mizzou Football made tremendous weight gains, specifically across the offensive line and the interior defensive line.
- From their last weight in until the end of fall camp, Mizzou collectively gained 1,343 pounds - an average of 12.55 per player
- Mizzou's offensive line added an average of 20 pounds each and now the line averages 312.18 pounds.
- The D-line added 12.1 pounds per player and averages 277.06.

BULKING UP

- Mizzou strength and conditioning coach **Rohrk Cutchlow** and his staff have made an immediate impact for Coach Odom's program since joining the staff during the winter. The entire team has seemingly bulked up under Cutchlow's watch.
- Since the spring, Mizzou has made considerable gains in the weight room, gaining an average of 12.55 pounds per player. At the end of spring, Mizzou's team checked in a 23,722 pounds. Since that time, Mizzou has gained the approximate equivalent of two adult male wild Tigers at 1,343 pounds, or 12.55 pounds per player. Mizzou's roster weighed in at a total of 25,065 total pounds and jumped from just eight 300-pounders to 14 with five more winging at least 290 pounds.
- The areas where Mizzou saw the biggest gains were the offensive line and the defensive line, in particular the interior. Mizzou's offensive line collectively added 300 total pounds, averaging 20 pounds per player. Mizzou's average weight among offensive linemen heading into the season was 312.18 pounds.
- On the defensive line, the group added a collective 195 pounds for an average of 12.1 per player. The average weight across #DLIneZou heading into the season was 277.06 pounds.
- No player gained more mass from his initial weigh as senior . DT **Rickey Hatley** added 35 pounds to lead the defense. Below is a look at the biggest gainers on the team this year.

Mizzou's Notable Weight Gainers

Player	Position	Pre-Camp	Fall	Total Gain
Rickey Hatley	DL	285	320	+35
Albert Okwuegbunam	TE	225	255	+30
Paul Adams	OL	290	315	+25
Samson Bailey	OL	270	295	+25
Trystan Castillo	OL	295	320	+25
A.J. Logan	DL	300	325	+25
A.J. Harris	OL	285	310	+25
Darvis Holmes	OL	315	340	+25
Jordan Harold	DL	245	265	+20
Kyle Mitchell	OL	310	330	+20
Kevin Pendleton	OL	315	335	+20
Adam Ploudre	OL	295	315	+20
Alec Abeln	OL	290	305	+15
Tyler Howell	OL	305	320	+15
Tyrell Jacobs	DL	265	280	+15
Brendan Scales	TE	235	250	+15
Josh Augusta	DL	345	355	+10
Average		289	310	+21

SCOUTING MIDDLE TENNESSEE

- Middle Tennessee comes into Saturday's game at 4-2 overall and 2-1 in SEC play. The Blue Raiders, led by 11th-year head coach Rick Stockstill, are coming off of a 44-43 loss in their homecoming game to Western Kentucky last weekend. The game went to double OT and WKU blocked the extra point and scored on the ensuing possession and kicked the PAT to win the game.
- MTSU is led by QB Brent Stockstill, who has impressive numbers through five games. He has tossed for 1,657 total yards and 15 scores while tossing just four interceptions. He leads an MTSU offense that averages 37.6 points per game and more than 350 yards through the air per contest.
- MTSU is converting 53 percent of its third down opportunities and has scored on 20 of 22 red zone possessions with 15 of those 20 going for TDs.
- The defense has been good for MTSU well, allowing just 150 yards per game on the ground and 220 through the air.
- MTSU has played one SEC team this season, at Vanderbilt, and lost that game, 47-24. The team had won three straight games following that loss before last Saturday's loss to WKU.

SERIES VS. MIDDLE TENNESSEE

- Mizzou and Middle Tennessee have met just once in the history of the two program, coming in 2003 at Memorial Stadium. The game was memorable as it went into overtime after Middle Tennessee outscored QB Brad Smith and Mizzou, 13-11, in the second half. Mizzou needed a TD pass from Smith to Darius Outlaw with 1:17 remaining to send the game into overtime, tying the contest at 34-all.
- In overtime, Middle Tennessee got the ball first and scored on a four-yard run. But the ensuing extra point failed, giving the Blue Raiders a six-point cushion.
- Smith, who ran for 136 yards and passed for 192 more, then took a three-yard run to the house and Mike Matheny tacked on the game-winning extra point for Mizzou as it held on for a 41-40 OT win.
- Mizzou wound up compiling an 8-5 record that season, qualifying for the Independence Bowl where it lost to Arkansas, 27-14. That was the first bowl appearance for head coach Gary Pinkel, who took Mizzou to 10 bowl games in his legendary Mizzou career.

SHOW ME

THE SERIES HISTORY VS. MTSU

- Mizzou and Middle Tennessee have met just once with Mizzou claiming a 41-40 OT win in 2003.
- The only meeting was in Columbia, Mo., at Memorial Stadium where Mizzou holds a 1-0 edge.
- Mizzou hung 488 yards of total offense on the Raiders in that game with QB Brad Smith accounting for 328 of those yards.
- Smith scored the game-winning TD in overtime as MTSU missed its extra point after scoring first in OT.





#3 DREW LOCK

Lee's Summit, Mo. // Lee's Summit HS
Sophomore // 6-4 // 220

- Rank 2nd in the SEC in passing yards per game (285.7 YPG) and ranks 3rd in total offense (292.7 YPG) and TDs (14) through six games.
- Recorded his first career TD catch on a trick play vs. LSU.
- Became the fourth Tiger in program history with two career 400-yard passing games after airing it out for 402 yards vs. the Hornets.
- Totaled 5 TDs and a career-high 450 passing yards vs. EMU.

PASSING	GP	Comp	Att	Int	Yards	TD	Long	Pct
2015	12	129	263	8	1332	4	78	.49
2016	6	117	217	6	1714	14	87	.54
Total	18	246	480	14	3046	18	87	.51

#21 ISH WITTER

Tampa, Fla. // Alonzo HS
Junior // 5-10 // 200

- Piled up a season-high 84 rushing yards and scored a TD at UF.
- Rushed a career-high 25 times and picked up 76 yards on the ground against Georgia.
- Scored his first rushing TD of the 2016 season and piled up 61 yards on a team-high 13 carries vs. EMU.

RUSHING	GP	Att	Yards	Td	Long	Avg/C	Avg/G
2014	12	27	101	1	16	3.7	8.4
2015	12	126	518	1	27	4.1	43.2
2016	6	83	339	3	19	4.1	56.5
Total	30	236	958	5	27	4.1	31.9

#80 SEAN CULKIN

Indian Rocks Beach, Fla. // Christian HS
RS Senior // 6-6 // 250

- Hauled in a season-high four catches for 35 yards, including a 20-yard gain on a screen pass at LSU.
- Caught two passes for 27 yards at West Virginia, including a key third-down conversion in the second quarter.

RECEIVING	GP	Rec.	Yards	Td	Long	Avg/C	Avg/G
2013	14	1	6	0	6	6.0	0.4
2014	14	20	174	1	22	8.7	12.4
2015	10	16	139	1	21	8.7	13.9
2016	4	7	70	0	20	10.0	17.5
Total	42	44	389	2	22	8.8	9.3

#6 J'MON MOORE

Missouri City, Texas // Elkins HS
RS Junior // 6-3 // 205

- Fourth in the SEC in receiving yards and responsible for 38 pts.
- Tied the school record for TD catches in a game with four vs. DSU.
- Dominated UGA with a career-high 196 rec. yards and his first two TD grabs of 2016. Leads the SEC in rec. yards per game (106.7).

RECEIVING	GP	Rec.	Yards	Td	Long	Avg/C	Avg/G
2013	1	0	0	0	0	0.0	0.0
2014	12	2	33	0	17	16.5	2.8
2015	12	29	350	3	32	12.1	29.2
2016	6	28	465	6	79	16.6	77.5
Total	31	59	848	9	79	14.4	27.4

#12 JOHNATHON JOHNSON

Memphis, Tenn. // Melrose HS
RS Freshman // 5-10 // 185

- Caught three passes for 42 yards at LSU.
- Snagged one reception against DSU for 22 yards.
- Dominated EMU with 210 all-purpose yards, scoring on a punt return TD. Also recorded his first career TD catch and led the Tigers with 115 receiving yards vs. EMU - Earned SEC FOTW
- Caught his first career pass at WVU, hauling in a 6-yard reception

RECEIVING	GP	Rec.	Yards	Td	Long	Avg/C	Avg/G
2016	6	12	205	1	87	17.1	34.2
Total	6	12	205	1	87	17.1	34.2

#84 EMANUEL HALL

Franklin, Tenn. // Centennial HS
Sophomore // 6-3 // 205

- Led Mizzou with a career-high 122 receiving yards vs. DSU and added his second career TD with a highlight-reel catch that totaled 35 yards.
- Scored his first career TD on the Tigers' opening drive vs. EMU, a 36-yard reception down the sideline.
- Caught three passes for 90 yards in a big performance against the Eagles.

RECEIVING	GP	Rec.	Yards	Td	Long	Avg/C	Avg/G
2015	11	8	64	0	14	8.0	5.8
2016	5	14	241	2	49	17.2	48.2
Total	16	21	305	2	49	13.9	19.1

#76 TYLER HOWELL

Bonner Springs, Kan. // Bonner Springs HS
Junior // 6-8 // 320

- Part of an offensive line unit that's surrendered just three sacks (0.5 per game), which is the lowest total in the SEC this season.
- Made his first career start and played every offensive snap at West Virginia.
- Junior college transfer (Butler CC) w/ 2 years to play 2 at Mizzou
- 2014 First Team Junior College All-American
- 37th-best junior college transfer by ESPN and Rivals.com ranked him as the No. 5 junior college offensive lineman
- Part of a Butler offense that averaged 474.7 yards of total offense per game and 45.3 points per game.

#71 KEVIN PENDLETON

Lee's Summit, Mo. // Lee's Summit West HS
RS Sophomore // 6-4 // 335

- Part of an offensive line unit that's surrendered just three sacks (0.5 per game), which is the lowest total in the SEC this season.
- Made his first career start and played every offensive snap at WVU.
- First year starter who played sparingly as a RS freshman.
- High school teammate with current Mizzou CB **Logan Cheadle** and former Mizzou C and current Arizona Cardinals rookie **Evan Boehm**
- Class 5A All-State First Team as a senior and was a standout baseball and track & field star in high school

#56 SAMSON BAILEY

Lamar, Mo. // Lamar HS
RS Sophomore // 6-4 // 295

- Part of an offensive line unit that's surrendered just three sacks (0.5 per game), which is the lowest total in the SEC this season.
- Made his first career start and played every offensive snap at West Virginia.
- First year starter at center, taking over for four-year starter and current Arizona Cardinal rookie **Evan Boehm**.
- Twin brother, Benton, plays football at Southern Illinois
- Hails from small town Lamar, Mo., a town of just 4,000 people in the southwest corner of the state and grew up a Mizzou fan.

#57 ALEC ABELN

St. Louis, Mo. // University HS
RS Junior // 6-3 // 305

- Part of an offensive line unit that's surrendered just three sacks (0.5 per game), which is the lowest total in the SEC this season.
- Pronounced: ABE-lin
- Made his fourth career start at West Virginia.
- Played nine games in 2015, starting three of them at left guard
- Moves to RG in 2016 after beginning his career as the No. 2 at center.
- No. 15 prospect at C in the nation coming out of University High School in St. Louis (also played volleyball and wrestling)

#77 PAUL ADAMS

Nashville, Tenn. // Christ Presbyterian HS
RS Sophomore // 6-6 // 315

- Part of an offensive line unit that's surrendered just three sacks (0.5 per game), which is the lowest total in the SEC this season.
- Made his first career start and played every offensive snap at West Virginia.
- Played in three games last season after taking a redshirt in 2014, his first year with the program
- Was a two-way lineman in high school, guiding Christ Presbyterian to a state title runner-up finish in 2013
- Mr. Football by the Tennessee Titans in 2013

#98 TUCKER McCANN

O'Fallon, Ill. // O'Fallon HS
Freshman // 6-0 // 195

- Drilled his only FG attempt against DSU from 31 yards out.
- Made 2-of-2 FG attempts vs. Georgia, following a 33-yarder with a career-high 46-yard bomb that split the uprights.
- Forced a touchback on 10 out of 10 kickoffs vs. EMU.
- Buried his first career field goal attempt from 24 yards out to give the Tigers their first points of the season.
- Boasted a career-long of 60 yards during his high school days.

KICKING	GP	FGA	FGM	Long	KO	Yds.
2016	6	6	4	46	36	2279
Total	6	6	4	46	36	2279



#91 CHARLES HARRIS

Kansas City, Mo. // Lincoln Prep HS
RS Junior // 6-3 // 260

- Recorded five tackles and forced his fourth career fumble at Florida.
- Posted six tackles and was credited with half of a sack at LSU.
- Tallied a career-high three sacks and finished with four tackles-for-loss and seven total tackles vs. Georgia.

YEAR	GP	UA	A	Total	TFL	TFLY	PD	FF	FR	SK
2014	14	13	6	19	4.0	15	2	1	0	2
2015	12	32	24	56	18.5	85	1	2	0	7
2016	6	9	15	24	4.5	24	1	1	0	3.5
Total	32	54	45	99	27.0	124	4	4	0	12.5

#96 A.J. LOGAN

Columbia, Mo. // Rock Bridge HS
RS Junior // 6-2 // 325

- Picked up two assisted tackles vs. Georgia.
- Tallied three total tackles at West Virginia and followed with 0.5 TFL vs. EMU.
- Had 21 tackles (seven solo) in 12 games in 2015 with two tackles-for-loss, a forced fumble and a QB hurry.

YEAR	GP	UA	A	Total	TFL	TFLY	PD	FF	FR	SK
2014	3	0	0	0	0.0	0	0	0	0	0
2015	12	7	14	21	2.0	6	0	1	0	0
2016	6	2	7	9	0.5	0	0	0	0	0
Total	21	9	21	30	2.5	6	0	1	0	0

#95 RICKEY HATLEY

Atlanta, Texas // Atlanta HS
RS Senior // 6-4 // 320

- Tallied a career-high six tackles at LSU.
- Collected three tackles vs. Georgia, including his first sack of the 2016 season that resulted in a 10-yard loss.
- Made three tackles in the season opener at West Virginia.

YEAR	GP	UA	A	Total	TFL	TFLY	PD	FF	FR	SK
2013	8	1	0	1	0.0	0	0	0	0	0
2014	14	7	4	11	1.0	8	0	1	0	1
2015	11	9	18	27	4.5	16	0	0	0	1
2016	6	8	6	14	1.0	10	0	0	0	1
Total	39	25	28	53	6.5	34	0	1	0	3

#16 MARCELL FRAZIER

Portland, Ore. // Douglas HS // College of Siskiyous
RS Junior // 6-5 // 260

- Tallied five tackles and recovered his second career fumble at UF.
- Forced his second career fumble, picked up his first sack of 2016 and finished with four tackles against Delaware State.
- Posted two tackles and his first career pass break-up vs. EMU.
- Pounced on a fumble at WVU, cementing his first career fumble recovery and finished with two total tackles on the day.

YEAR	GP	UA	A	Total	TFL	TFLY	PD	FF	FR	SK
2015	12	10	8	18	6.0	27	0	1	0	2
2016	6	5	12	17	1.0	8	2	1	2	1
Total	18	15	18	35	7.0	35	2	2	2	3

#25 DONAVIN NEWSOM

St. Louis, Mo. // Parkway North HS
RS Senior // 6-2 // 240

- Matched his career high with 9 tackles and picked up a sack at UF.
- Posted his first sack of 2016 and finished with four tackles vs. DSU.
- Racked up nine tackles vs. Georgia and added a PBU.
- Made eight tackles at WVU.

YEAR	GP	UA	A	Total	TFL	TFLY	PD	FF	FR	SK
2013	10	4	1	5	0.0	0	0	0	0	0
2014	14	13	11	24	3.5	7	1	2	1	0
2015	12	41	22	63	9.0	44	2	2	0	2.5
2016	6	24	17	41	2.0	7	2	0	0	2
Total	42	82	51	133	14.5	58	5	4	1	4.5

#30 MICHAEL SCHERER

St. Louis, Mo. // Country Day HS
RS Senior // 6-3 // 235

- Ranks fourth in the SEC in total tackles with 52.
- Tallied 10 tackles to lead Mizzou at UF.
- For the third time, matched his career-high with 13 tackles at LSU.
- Hauled in his first career INT and returned it 19 yards vs. DSU.

YEAR	GP	UA	A	Total	TFL	TFLY	PD	FF	FR	SK
2013	14	4	2	6	1.0	1	0	0	0	0
2014	14	51	63	114	3.5	5	1	1	2	0.5
2015	12	47	46	93	9.0	16	3	0	1	0
2016	6	24	28	52	3.5	4	3	0	0	0.5
Total	46	126	139	265	17.0	26	7	1	3	1.0

#47 CALE GARRETT

Kearney, Mo. // Kearney HS
Freshman // 6-3 // 230

- Earned his first career start at Florida and made the most of it, bursting onto the scene for a career-high eight tackles.
- Contributed five total tackles at LSU.
- In his first career game, tallied a tackle and recorded his first career PBU vs. Eastern Michigan.

YEAR	GP	UA	A	Total	TFL	TFLY	PD	FF	FR	SK
2016	6	9	11	20	2.0	7	1	0	0	0
Total	6	9	11	20	2.0	7	1	0	0	0

#11 AARION PENTON

St. Louis, Mo. // Christian Brothers HS
RS Senior // 5-10 // 195

- Leads the SEC in passes defended per game with 1.67 (10 total).
- Snagged his eighth career pick and finished with five tackles at UF.
- Returned his 7th career INT 63 yards to the EMU's 7-yard line.
- Tallied six total tackles and made a leaping interception at WVU.

YEAR	GP	UA	A	Total	TFL	TFLY	PD	FF	FR	INT
2013	14	12	4	16	1.0	1	2	0	0	1
2014	13	22	14	36	2.0	7	13	1	0	3
2015	12	41	18	59	4.5	13	9	1	0	1
2016	6	17	6	23	0.0	0	10	0	0	3
Total	45	92	42	134	7.5	21	34	2	0	8

#5 JOHN GIBSON

Missouri City, Texas // Marshall HS
RS Senior // 6-0 // 195

- Recorded a career-high 2 INTs at UF.
- Matched his season-high by recording four tackles against LSU.
- Tallied his second career INT, two tackles and a PBU against DSU.
- Set a new career-high with two PBUs vs. EMU.

YEAR	GP	UA	A	Total	TFL	TFLY	PD	FF	FR	INT
2013	12	9	5	14	0.0	0	4	0	1	1
2014	14	16	16	32	1.0	2	4	0	0	0
2015	12	7	5	12	0.0	0	3	0	0	1
2016	6	10	6	16	0.0	0	8	0	0	3
Total	44	42	32	74	1.0	2	19	0	1	5

#8 THOMAS WILSON

Suwanee, Ga. // Buford HS
Junior // 5-10 // 195

- Forced his first career fumble and posted nine tackles at UF.
- Set a career-high with a team-best 14 total tackles at LSU.
- Led the team with 10 tackles against both EMU and Georgia.
- Made his first career start at West Virginia.
- Piled up five unassisted tackles in the season opener vs. WVU.

YEAR	GP	UA	A	Total	TFL	TFLY	PD	FF	FR	INT
2014	13	8	9	17	1.0	3	1	0	0	0
2015	12	8	6	14	0.5	1	0	0	1	0
2016	6	31	17	48	1.5	2	2	1	0	0
Total	31	47	32	79	3.0	6	3	1	1	0

#22 ANTHONY SHERRILLS

Kansas City, Mo. // Hogan Prep HS
RS Junior // 6-0 // 205

- Matched his season-high with six tackles at UF.
- Finished with five tackles at LSU.
- Tallied seven total tackles vs. EMU.
- Collected his second career interception just before halftime at West Virginia and added seven total tackles in the season-opening loss.

YEAR	GP	UA	A	Total	TFL	TFLY	PD	FF	FR	INT
2014	14	8	5	13	0.0	0	0	0	0	0
2015	12	41	23	64	4.0	12	7	1	1	1
2016	6	23	8	31	1.0	6	1	0	0	1
Total	32	72	36	108	5.0	18	8	1	1	2

#3 RONNELL PERKINS

St. Louis, Mo. // University City HS
RS Freshman // 6-0 // 200

- Made his first career start and posted 4 tackles and a QBH at UF.
- Had a career night at LSU, piling up a career-high eight tackles.
- Posted a single tackle against Delaware State.
- Tallied one tackle vs. UGA.
- Recorded one tackle vs. Eastern Michigan and got credit for 0.5 TFL.
- Played in his first career game at West Virginia after redshirting last season.

YEAR	GP	UA	A	Total	TFL	TFLY	PD	FF	FR	INT
2016	6	10	7	17	0.5	1	1	0	0	0
Total	6	10	7	17	0.5	1	1	0	0	0



#2 MARVIN ZANDERS

Jacksonville, Fla. // Raines HS
RS Sophomore // 6-1 // 200

- Secured the first three TDs of his career, two on the ground and one through the air, and rushed for 83 yards vs. Delaware State.

<i>PASSING</i>	<i>GP</i>	<i>Comp-Att-Int</i>			<i>Yards</i>	<i>TD</i>	<i>Long</i>	<i>Pct</i>
2015	1	0	0	0	0	0	0	.00
2016	5	9	11	0	105	1	34	.82
Total	6	9	11	0	105	1	34	.82
<i>RUSHING</i>	<i>GP</i>	<i>Att</i>	<i>Yards</i>	<i>Td</i>	<i>Long</i>	<i>Avg/C</i>	<i>Avg/G</i>	
2015	1	0	0	0	0	0.0	0.0	
2016	5	27	164	2	31	6.1	32.8	
Total	6	27	164	2	31	6.1	27.3	

#5 ALEX ROSS

Jenks, Okla. // Jenks HS // Oklahoma
Senior // 6-1 // 220

- Rushed a career-high 18 times vs. West Virginia, picking up 67 yards on the ground.

- Second-team All-American as a kick returner by CBS Sports and third-team All-American by Phil Steele in 2014 - All-Big 12 first team

<i>RUSHING</i>	<i>GP</i>	<i>Att</i>	<i>Yards</i>	<i>Td</i>	<i>Long</i>	<i>Avg/C</i>	<i>Avg/G</i>
2013	10	3	19	0	8	6.3	1.9
2014	13	88	613	4	82	6.8	45.8
2015	13	32	178	1	54	5.4	13.2
2016	4	22	69	0	10	3.1	17.3
Total	40	145	879	5	82	6.1	22.0

#10 JASON REESE

Eules, Texas // Trinity HS
RS Junior // 6-5 // 250

- Secured his second career TD catch to end an emphatic opening drive vs. UGA and finished with 28 rec. yards on three receptions
- Hauled in his first career touchdown on a 19-yard strike vs. EMU
- Played in all 12 games in 2015 and emerged as a threat at the TE position in the Mizzou passing game

<i>RECEIVING</i>	<i>GP</i>	<i>Att</i>	<i>Yards</i>	<i>Td</i>	<i>Long</i>	<i>Avg/C</i>	<i>Avg/G</i>
2014	13	1	12	0	12	12.0	0.9
2015	12	15	126	0	21	8.4	10.5
2016	6	7	82	2	24	11.7	13.7
Total	31	23	220	2	24	9.6	7.1

#1 CHRIS BLACK

Jacksonville, Fla. // First Coast HS // Alabama
Senior // 6-0 // 190

- Hauled in three receptions for 44 yards vs. Georgia
- Caught his first touchdown in a Mizzou uniform on an 8-yard strike from Lock in the fourth quarter against the Mountaineers.
- Set a new career-high with 102 receiving yards vs. WVU.

<i>RECEIVING</i>	<i>GP</i>	<i>Att</i>	<i>Yards</i>	<i>Td</i>	<i>Long</i>	<i>Avg/C</i>	<i>Avg/G</i>
2013	8	8	79	2	16	9.9	9.9
2014	11	15	188	0	26	12.5	17.1
2015	6	2	23	0	19	11.5	3.8
2016	6	14	199	1	33	14.2	39.8
Total	31	39	489	3	33	12.5	16.3

#11 KENDALL BLANTON

Blue Springs, Mo. // Blue Spring South HS
RS Sophomore // 6-6 // 260

- Had a breakout performance vs. EMU, setting new career-highs for catches (4) and receiving yards (31), while collecting his first career TD catch in the third quarter.

- Snagged two catches for 26 yards vs. Georgia.

- Father, Jerry, was a standout linebacker at Kentucky and played seven seasons in the NFL with the Kansas City Chiefs.

<i>RECEIVING</i>	<i>GP</i>	<i>Att</i>	<i>Yards</i>	<i>Td</i>	<i>Long</i>	<i>Avg/C</i>	<i>Avg/G</i>
2015	8	0	0	0	0	0	0
2016	6	6	57	1	17	9.5	9.5
Total	14	6	57	1	17	9.5	4.1

#7 NATE BROWN

Suwanee, Ga. // North Gwinnett HS
Junior // 6-3 // 210

- Emerged as one of Mizzou's top pass-catching threats in his first full year as a starter in 2015

- Hauled in a team-high four touchdowns and finished second on the team in total catches (27) and receiving yards (326), averaging 12.07 yards per catch

<i>RECEIVING</i>	<i>GP</i>	<i>Att</i>	<i>Yards</i>	<i>Td</i>	<i>Long</i>	<i>Avg/C</i>	<i>Avg/G</i>
2014	9	5	45	0	14	9.0	5.0
2015	12	27	326	4	33	12.1	27.2
Total	21	32	371	4	33	1.5	11.6

#9 DIMETRIOS MASON

Loganville, Ga. // Grayson HS
Freshman // 6-0 // 185

- Set a new career-high with 120 receiving yards on eight catches against Delaware State.

- Made one reception for 10 yards in the second half vs. UGA

- Caught a career-high five passes for 51 yards vs. EMU in just his second career game

- Made one catch for seven yards at WVU in his first career game.

<i>RECEIVING</i>	<i>GP</i>	<i>Att</i>	<i>Yards</i>	<i>Td</i>	<i>Long</i>	<i>Avg/C</i>	<i>Avg/G</i>
2016	5	17	208	0	32	12.2	41.6
Total	5	17	208	0	32	12.2	41.6

#14 RAY WINGO

St. Louis, Mo. // University HS
RS Sophomore // 5-11 // 185

- One of two receivers over the century mark in receiving yards against EMU, leading the Tigers with a career-high 125 yards on three catches.

- Caught his first career TD on a 52-yard reception in the third quarter against the Eagles.

- Caught a screen pass at WVU for his first reception of the season.

<i>RECEIVING</i>	<i>GP</i>	<i>Att</i>	<i>Yards</i>	<i>Td</i>	<i>Long</i>	<i>Avg/C</i>	<i>Avg/G</i>
2015	9	4	24	0	13	6.0	2.7
2016	5	4	126	1	68	31.5	63.0
Total	14	8	150	1	68	18.8	13.6

#16 DAMAREA CROCKETT

Little Rock, Ark. // Christian HS
Freshman // 5-11 // 220

- Had a career night at UF, rushing for a career-high 145 yards on 14 carries (10.4 YPC).

- First true freshman Tiger to record 100 rushing yards in a game twice since Brock Olivo in 1994 (107 vs. OU, 151 vs. Kansas St.)

- Led the Tigers with a career-high 115 rushing yards on 12 carries and found pay dirt twice in the rout over Delaware State..

- Scored his first career TD on a 26-yard dash to pay dirt vs. EMU

<i>RUSHING</i>	<i>GP</i>	<i>Att</i>	<i>Yards</i>	<i>Td</i>	<i>Long</i>	<i>Avg/C</i>	<i>Avg/G</i>
2016	6	54	390	3	38	7.2	65.0
Total	6	54	390	3	38	7.2	65.0

#29 NATE STRONG

East St. Louis, Ill. // East St. Louis HS // Hinds CC
Sophomore // 6-0 // 210

- Rushed for 30 yards on five carries in his first career game

- A strong, tough, physical running back who features a great blend of size, speed and durability with an aggressive running style

- Has four years to complete three years of eligibility at Mizzou

- Rated as a four-star running back by Rivals, 247Sports and ESPN

<i>RUSHING</i>	<i>GP</i>	<i>Att</i>	<i>Yards</i>	<i>Td</i>	<i>Long</i>	<i>Avg/C</i>	<i>Avg/G</i>
2016	2	5	30	0	9	6.0	30.0
Total	2	5	30	0	9	6.0	30.0

#15 KEYON DILOSA

Round Rock, Texas // Round Rock HS
RS Sophomore // 6-3 // 205

- Caught one pass in each of the first two games of the 2016 season, including a 5-yard grab vs. EMU.

- Emerged as a threat in the Tiger passing game in his first year of action, catching 11 passes for 86 yards

- Had three of his 11 catches in the season-opener against SEMO (Sept. 5), amassing 25 total yards in that contest

<i>RECEIVING</i>	<i>GP</i>	<i>Att</i>	<i>Yards</i>	<i>Td</i>	<i>Long</i>	<i>Avg/C</i>	<i>Avg/G</i>
2015	11	11	86	0	21	7.8	7.8
2016	3	2	7	0	5	3.5	2.3
Total	14	13	93	0	21	7.2	6.6

#26 COREY FATONY

Franklin, Tenn. // Franklin HS
Sophomore // 5-11 // 205

- Averaging 43.3 yards per punt through six games & has now pinned teams inside the 20 fifteen times this season & 38 times in his career.

- Freshman AA (Sporting News, USA Today), All-SEC Freshman Team

- Ray Guy Award Watch List and Ray Guy Player of the Week (Oct. 10) Set the Mizzou single season record with 81 punts, passing a record that had stood at Mizzou since 1995

<i>YEAR</i>	<i>GP</i>	<i>No</i>	<i>Yds.</i>	<i>Long</i>	<i>Avg.</i>	<i>TB</i>	<i>FC</i>	<i>I20</i>	<i>50+</i>	<i>Blkd.</i>
2015	12	81	3477	61	42.9	3	28	23	21	0
2016	6	36	1587	60	44.1	1	8	15	10	0
Total	18	117	5064	61	43.3	4	36	38	31	0



#79 TERRY BECKNER, Jr.

East St. Louis, Ill. // Lee's Summit HS
Sophomore // 6-4 // 300

- Contributed five tackles at LSU.
- Collected his first career fumble recovery and two tackles vs. DSU
- Recorded a season-high six tackles vs. Georgia.
- Made three unassisted tackles at West Virginia.
- 2015 1st-Team Freshman All-American (FWAA, Sporting News)
- 2015 Freshman All-SEC (Coaches)

YEAR	GP	UA	A	Total	TFL	TFLY	PD	FF	FR	SK
2015	10	13	14	27	8.5	23	1	0	0	0
2016	6	14	6	20	1.0	1	0	0	1	0
Total	16	27	20	47	9.5	24	1	0	1	0

#97 JOSH AUGUSTA

Peoria, Ill. // Peoria HS
Senior // 6-4 // 345

- Scored his first career rushing TD and tallied three tackles at UF
- Registered two tackles at West Virginia and rushed for a first down on his first career carry
- Tallied his first sack of 2016 and finished with five tackles vs. EMU

YEAR	GP	UA	A	Total	TFL	TFLY	PD	FF	FR	SK
2013	14	5	4	9	3.0	8	0	0	0	2
2014	14	10	13	23	4.5	27	1	2	0	1
2015	12	17	10	27	8.5	16	1	0	0	0
2016	6	9	2	11	3.0	8	0	0	0	1
Total	46	41	29	70	19.0	59	2	2	0	4

#13 SPENCER WILLIAMS

Indian Rocks Beach, Fla. // Christian HS
R-Senior // 6-6 // 245

- Contributed a tackle and a QBH at UF.
- Made one tackle in the loss to Georgia.
- Got his first career start vs. EMU and finished with two total tackles.
- Tallied a career-high six tackles at WVU.

YEAR	GP	UA	A	Total	TFL	TFLY	PD	FF	FR	SK
2015	6	1	1	2	0.0	0	0	0	0	0
2016	6	9	3	12	0.0	0	0	0	0	0
Total	12	10	4	14	0.0	0	0	0	0	0

#1 ANTHONY HINES

South San Francisco, Calif. // El Camino HS // San Mateo
Junior // 6-1 // 200

- Recorded a career-high two tackles against Delaware State
- Contributed a tackle in special teams action at UF.
- Transferred to Mizzou in August 2015 but missed most of training camp with an injured left foot, but his tremendous athleticism and feel for the game allowed him to see playing time in nine Mizzou games

YEAR	GP	UA	A	Total	TFL	TFLY	PD	FF	FR	INT
2015	9	1	1	2	0.0	0	0	0	0	0
2016	6	3	0	3	0	0	0	0	0	0
Total	15	4	1	5	0.0	0	0	0	0	0

#14 GREG TAYLOR

East St. Louis, Ill. // East St. Louis // Hinds CC
Sophomore // 5-10 // 200

- Registered his first career tackle during the win over DSU
- Headly player with great instincts who has a knack for making plays
- Three-star recruit by ESPN, Rivals and 247Sports
- Went to the same high school as current Mizzou teammates Terry Beckner, Jr., and Nate Strong. He and Strong played together at Hinds CC before coming to Mizzou this fall

YEAR	GP	UA	A	Total	TFL	TFLY	PD	FF	FR	INT
2016	5	1	0	1	0.0	0	0	0	0	0
Total	5	1	0	1	0.0	0	0	0	0	0

#24 TEREZ HALL

Lithonia, Ga. // King HS
Sophomore // 6-2 // 225

- Matched his career-high with five tackles at LSU.
- Tallied three total tackles vs. Eastern Michigan
- Recorded five tackles at WVU and collected his first career tackle-for-loss on a huge hit that blew up a screen pass.
- Totaled seven tackles on the year including a career-high three (two solo) at Georgia (Oct. 17)

YEAR	GP	UA	A	Total	TFL	TFLY	PD	FF	FR	BLK
2015	12	4	3	7	0.0	0	0	0	0	0
2016	4	7	6	13	1.0	1	0	0	0	0
Total	16	11	9	20	1.0	1	0	0	0	0

#28 LOGAN CHEADLE

Lee's Summit, Mo. // Lee's Summit West HS
Junior // 5-10 // 180

- Set a new career-high for pass break-ups with two vs. EMU and added three total tackles
- Tallied one pass deflection in limited action at West Virginia
- Cousin, Don Cheadle, is an actor who has starred in 'Ocean's 11', 'Iron Man 2' and 'Iron Man 3'

YEAR	GP	UA	A	Total	TFL	TFLY	PD	FF	FR	INT
2014	13	0	1	1	0.0	0	0	0	0	0
2015	11	7	7	14	1.0	3	2	0	0	0
2016	3	3	0	3	0.0	0	3	0	0	0
Total	27	10	8	18	1.0	3	5	0	0	0

#34 JOEY BURKETT

Jefferson City, Mo. // Jefferson City HS
RS Junior // 6-2 // 225

- Contributed five tackles in the SEC opener vs. Georgia
- Tallied four total tackles at West Virginia and recorded his first career tackle-for-loss.
- Recorded his first career interception and took it to pay dirt for a pick six late in the fourth quarter vs. EMU.

YEAR	GP	UA	A	Total	TFL	TFLY	PD	FF	FR	INT
2014	13	0	1	1	0.0	0	0	0	0	0
2015	11	5	4	9	0.0	0	0	0	0	0
2016	6	14	8	22	1.0	1	1	0	0	1
Total	30	19	13	32	1.0	1	1	0	0	1

#7 CAM HILTON

St. Louis, Mo. // Webster Groves HS
Sophomore // 6-0 // 190

- Recorded three tackles and added a PBU at UF
- Against DSU, made his first career start and posted four tackles and a PBU
- In the SEC opener vs. Georgia, contributed two tackles and recorded his first career interception

YEAR	GP	UA	A	Total	TFL	TFLY	PD	FF	FR	INT
2015	12	1	2	3	0.0	0	0	0	0	0
2016	5	9	4	13	0.0	0	4	0	0	1
Total	17	10	6	16	0.0	0	4	0	0	1

#21 CHRISTIAN HOLMES

Atlanta, Ga. // McNair HS
Freshman // 6-1 // 190

- Recorded his first career pass break-up vs. EMU
- A ball-hawking corner with great speed and toughness who has great size and strength
- A three-star recruit by ESPN and 247Sports, he clocked in at 4.53 in the 40-yard dash showing elite speed with a physical frame ... Selected to the Georgia High School All-Star Game

YEAR	GP	UA	A	Total	TFL	TFLY	PD	FF	FR	INT
2016	5	0	0	0	0.0	0	1	0	0	0
Total	5	0	0	0	0.0	0	1	0	0	0

#17 DeMARKUS ACY

Dallas, Texas // Wilmer-Hutchins HS
Freshman // 6-2 // 190

- Earned his first career start at LSU and finished with a career-high three tackles.
- Recorded his first two career pass break-ups vs. EMU
- A quick, savvy safety who has the instincts and athleticism to change games while being described as fast and ferocious
- Ranked as high as the nation's No. 25 safety according to Scout.com and the No. 6 safety prospect in the state of Texas

YEAR	GP	UA	A	Total	TFL	TFLY	PD	FF	FR	INT
2016	6	3	1	4	0	0	2	0	0	0
Total	6	3	1	4	0	0	2	0	0	0

#55 JORDAN HAROLD

St. Louis, Mo. // McCluer North HS
Junior // 6-2 // 265

- Matched his season-high with two tackles at LSU.
- Collected his first career sack and TFL and finished with a career-high two tackles against Delaware State.
- Recorded his first career tackle vs. EMU.
- Gave up a scholarship at Northwest Missouri State to walk on at Mizzou for the 2015 season.

YEAR	GP	UA	A	Total	TFL	TFLY	PD	FF	FR	SK
2016	6	2	3	5	1.0	3	0	0	0	1
Total	6	2	3	5	1.0	3	0	0	0	1



#3 Drew Lock

**CAREER**

Comp.: 26 vs. DSU (9/24/16)
Att.: 51 at WVU (9/3/16)
Yards: 450 vs. EMU (9/10/16)
TDs: 5 - twice
Long: 87 vs. EMU (9/10/16)
SEASON
Comp.: 26 vs. EMU (9/24/16)
Att.: 51 at WVU (9/3/16)
Yards: 450 vs. EMU (9/10/16)
TDs: 5 - twice
Long: 87 vs. EMU (9/10/16)

#5 Alex Ross

**CAREER**

Rushes: 18 at WVU (9/3/16)
Yards: 144 vs. ISU (11/1/14)
TDs: 2 vs. La. Tech (8/30/14)
Long: 82 vs. Tulsa (9/16/14)
Catches: 3 at WVU (9/20/14)
SEASON
Rushes: 18 at WVU (9/3/16)
Yards: 67 at WVU (9/3/16)
TDs: -
Long: 10 at WVU (9/3/16)
Catches: 1 at WVU (9/3/16)

#80 Sean Culklin

**CAREER**

Catches: 5 at ASU (9/12/15)
Rec. Yards: 46 at ASU (9/12/15)
TDs: 1 at ASU (9/12/15)
Long: 21 at ASU (9/12/15)

SEASON

Catches: 4 at LSU (10/1/16)
Rec. Yards: 35 at LSU (10/1/16)
TDs: -
Long: 20 at LSU (10/1/16)

#6 J'Mon Moore

**CAREER**

Catches: 8 - three times
Rec. Yards: 196 vs. UGA (9/17)
TDs: 4 vs. DSU (9/24/16)
Long: 79 vs. UGA (9/17/16)

SEASON

Catches: 8 - three times
Rec. Yards: 196 vs. UGA (9/17)
TDs: 4 vs. DSU (9/24/16)
Long: 79 vs. UGA (9/17/16)

#12 Johnathan Johnson

**CAREER**

Catches: 5 vs. EMU (9/10/16)
Yards: 115 vs. EMU (9/10/16)
TDs: 1 vs. EMU (9/10/16)
Long: 87 vs. EMU (9/10/16)
PR Long.: 54 vs. EMU (9/10/16)
AP Yds.: 210 vs. EMU (9/10/16)
SEASON
Catches: 5 vs. EMU (9/10/16)
Yards: 115 vs. EMU (9/10/16)
TDs: 1 vs. EMU (9/10/16)
Long: 87 vs. EMU (9/10/16)
PR Long.: 54 vs. EMU (9/10/16)
AP Yds.: 210 vs. EMU (9/10/16)

#84 Emanuel Hall

**CAREER**

Catches: 7 vs. DSU (9/24/16)
Rec. Yards: 122 vs. DSU (9/24/16)
TDs: 1 - twice
Long: 49 vs. EMU (9/10/16)

SEASON

Catches: 7 vs. DSU (9/24/16)
Rec. Yards: 122 vs. DSU (9/24/16)
TDs: 1 - twice
Long: 49 vs. EMU (9/10/16)

#2 Marvin Zanders

**CAREER**

Comp.: 3 - twice
Pass Yds: 59 at UF (10/15/16)
Rushes: 8 at UF (10/15/16)
Rush Yds: 83 vs. DSU (9/24/16)
Rush TDs: 2 vs. DSU (9/24/16)
Long: 31 vs. DSU (9/24/16)
SEASON
Comp.: 3 - twice
Pass Yds: 59 at UF (10/15/16)
Rushes: 8 at UF (10/15/16)
Rush Yds: 83 vs. DSU (9/24/16)
Rush TDs: 2 vs. DSU (9/24/16)
Long: 31 vs. DSU (9/24/16)

#21 Ish Witter

**CAREER**

Rushes: 25 vs. UGA (9/17/16)
Yards: 98 vs. SC (10/3/15)
TDs: 1 - five times
Long: 27 vs. UConn (9/19/15)
Catches: 3 vs. UConn (9/19/15)
SEASON
Rushes: 25 vs. UGA (9/17/16)
Yards: 82 at UF (10/15/16)
TDs: 1 - three times
Long: 19 - twice
Catches: 2 vs. UGA (9/17/16)

#98 Tucker McCann

**CAREER**

FGM.: 2 vs. UGA (9/17/16)
FGA.: 3 at WVU (9/3/16)
Long: 46 vs. UGA (9/17/16)
TB: 10 vs. EMU (9/10/16)

SEASON

FGM.: 2 vs. UGA (9/17/16)
FGA.: 3 at WVU (9/3/16)
Long: 46 vs. UGA (9/17/16)
TB: 10 vs. EMU (9/10/16)

#10 Jason Reese

**CAREER**

Catches: 6 vs. SC (10/3/15)
Rec. Yards: 47 vs. SC (10/3/15)
TDs: 1 - twice
Long: 24 at UF (10/15/16)

SEASON

Catches: 3 vs. UGA (9/17/16)
Rec. Yards: 28 vs. UGA (9/17/16)
TDs: 1 - twice
Long: 24 at UF (10/15/16)

#16 Damarea Crockett

**CAREER**

Rushes: 14 at UF (10/15/16)
Yards: 145 at UF (10/15/16)
TDs: 2 vs. DSU (9/24/16)
Long: 38 at UF (10/15/16)
Catches: 1 - twice

SEASON

Rushes: 14 at UF (10/15/16)
Yards: 145 at UF (10/15/16)
TDs: 2 vs. DSU (9/24/16)
Long: 38 at UF (10/15/16)
Catches: 1 - twice

#9 Dimetrios Mason

**CAREER**

Catches: 8 vs. DSU (9/24/16)
Rec. Yards: 120 vs. DSU (9/24/16)
TDs: -
Long: 32 vs. DSU (9/24/16)

SEASON

Catches: 8 vs. DSU (9/24/16)
Rec. Yards: 120 vs. DSU (9/24/16)
TDs: -
Long: 32 vs. DSU (9/24/16)

#1 Chris Black

**CAREER**

Catches: 6 at WVU (9/3/16)
Rec. Yards: 102 at WVU (9/3/16)
TDs: 1 at WVU (9/3/16)
Long: 33 vs. UGA (9/17/16)

SEASON

Catches: 6 at WVU (9/3/16)
Rec. Yards: 102 at WVU (9/3/16)
TDs: 1 at WVU (9/3/16)
Long: 33 vs. UGA (9/17/16)

#11 Kendall Blanton

**CAREER**

Catches: 4 vs. EMU (9/10/16)
Rec. Yards: 31 vs. EMU (9/10/16)
TDs: 1 vs. EMU (9/10/16)
Long: 17 vs. UGA (9/17/16)

SEASON

Catches: 4 vs. EMU (9/10/16)
Rec. Yards: 31 vs. EMU (9/10/16)
TDs: 1 vs. EMU (9/10/16)
Long: 17 vs. UGA (9/17/16)

#14 Ray Wingo

**CAREER**

Catches: 3 vs. EMU (9/10/16)
Rec. Yards: 125 vs. EMU (9/10/16)
TDs: 1 vs. EMU (9/10/16)
Long: 68 vs. EMU (9/10/16)

SEASON

Catches: 3 vs. EMU (9/10/16)
Rec. Yards: 125 vs. EMU (9/10/16)
TDs: 1 vs. EMU (9/10/16)
Long: 68 vs. EMU (9/10/16)



#91 Charles Harris

**CAREER**

Tackles: 9 at UGA (10/17/15)
TFL: 4.5 at ASU (9/12/15)
Sacks: 3 vs. UGA (9/17/16)
FF: 1 - four times
QBH: 4 vs BYU (11/14/16)
SEASON
Tackles: 7 vs. UGA (9/17/16)
TFL: 4 vs. UGA (9/17/16)
Sacks: 3 vs. UGA (9/17/16)
FF: 1 - at UF (10/15/16)
QBH: 3 vs. DSU (9/24/16)

#25 Donavin Newsom

**CAREER**

Tackles: 9 - twice
TFL: 2.0 - twice
Sacks: 1 - four times
INT: N/A
FF: 1 - four times
SEASON
Tackles: 9 - twice
TFL: 1.0 - twice
Sacks: 1.0 - twice
INT: -
FF: -

#47 Cale Garrett

**CAREER**

Tackles: 8 at UF (10/15/16)
TFL: 1.0 vs. DSU (9/24/16)
Sacks: -
INT: -
FF: -
SEASON
Tackles: 8 at UF (10/15/16)
TFL: 1.0 vs. DSU (9/24/16)
Sacks: -
INT: -
FF: -

#96 A.J. Logan

**CAREER**

Tackles: 7 vs. UT (9/21/15)
TFL: 1 - twice
Sacks: -
FF: -1 vs. UConn (9/19/15)
QBH: 1 vs. EMU (9/10/16)
SEASON
Tackles: 3 at WVU (9/3/16)
TFL: 0.5 vs. UGA (9/17/16)
Sacks: -
FF: -
QBH: 1 vs. EMU (9/10/16)

#79 Terry Beckner Jr.

**CAREER**

Tackles: 7 vs. VU (10/24/15)
TFL: 2 vs. VU (10/24/15)
Sacks: -1 - three times
FR: 1 - twice
QBH: 1 - three times
SEASON
Tackles: 6 vs. UGA (9/17/16)
TFL: 1.0 vs. DSU (9/24/16)
Sacks: -
FR: 1 - vs. DSU (9/24/16)
QBH: 1 - three times

#11 Aaron Penton

**CAREER**

Tackles: 8 at VU (10/24/15)
TFL: 1 - four times
Sacks: -
INT: 1 - eight times
FF: 1 vs. UGA (10/11/14)
PBU: 3 - three times
SEASON
Tackles: 6 - twice
TFL: -
Sacks: -
INT: 1 - three times
FF: -
PBU: 3 - twice

#95 Rickey Hatley

**CAREER**

Tackles: 6 at LSU (10/1/16)
TFL: 1.5 vs. SEMO (9/5/15)
Sacks: -1 - twice
FF: -1 vs. UCF (9/13/14)
QBH: 1 - twice
SEASON
Tackles: 6 at LSU (10/1/16)
TFL: 1 vs. UGA (9/17/16)
Sacks: 1 vs. UGA (9/17/16)
FF: -
QBH: 1 - twice

#97 Josh Augusta

**CAREER**

Tackles: 5 vs. EMU (9/10/16)
TFL: 2 - four times
Sacks: 1 vs. EMU (9/10/16)
FF: -
QBH: 1 at UF (10/15/16)
SEASON
Tackles: 5 vs. EMU (9/10/16)
TFL: 2 vs. EMU (9/10/16)
Sacks: 1 vs. EMU (9/10/16)
FF: -
QBH: 1 at UF (10/15/16)

#5 John Gibson

**CAREER**

Tackles: 5 at UT (11/22/14)
TFL: -
Sacks: -
INT: 2 at UF (10/15/16)
FF: -
PBU: 2 - twice
SEASON
Tackles: 4 - twice
TFL: -
Sacks: -
INT: 2 at UF (10/15/16)
FF: -
PBU: 2 - twice

#3 Ronnell Perkins

**CAREER**

Tackles: 8 at LSU (10/1/16)
TFL: 0.5 vs. EMU (9/10/16)
Sacks: -
INT: -
FF: -
PBU: 2 vs. EMU (9/10/16)
SEASON
Tackles: 8 at LSU (10/1/16)
TFL: 0.5 vs. EMU (9/10/16)
Sacks: -
INT: -
FF: -
PBU: 2 vs. EMU (9/10/16)

#13 Spencer Williams

**CAREER**

Tackles: 6 at WVU (9/3/16)
TFL: -
Sacks: -
QBH: 1 - twice
FF: -
SEASON
Tackles: 6 at WVU (9/3/16)
TFL: -
Sacks: -
QBH: 1 - twice
FF: -

#8 Thomas Wilson

**CAREER**

Tackles: 14 at LSU (10/1/16)
TFL: 1 vs. UGA (9/17/16)
Sacks: 0.5 at LSU (10/1/16)
INT: -
FF: 1 at UF (10/15/16)
PBU: 1 vs. UGA (9/17/16)
SEASON
Tackles: 14 at LSU (10/1/16)
TFL: 1 vs. UGA (9/17/16)
Sacks: 0.5 at LSU (10/1/16)
INT: -
FF: 1 at UF (10/15/16)
PBU: 1 vs. UGA (9/17/16)

#30 Michael Scherer

**CAREER**

Tackles: 13 - three times
TFL: 3 at ASU (9/12/15)
Sacks: 0.5 - twice
INT: 1 vs. DSU (9/24/16)
FF: 1 vs. Alabama (12/6/14)
PBU: 2 vs. EMU (9/10/16)
SEASON
Tackles: 13 at LSU (10/1/16)
TFL: 1 - twice
Sacks: 0.5 at LSU (10/1/16)
INT: 1 vs. DSU (9/24/16)
FF: -
PBU: 2 vs. EMU (9/10/16)

#16 Marcell Frazier

**CAREER**

Tackles: 5 at UF (10/15/16)
TFL: 1.5 at ASU (9/12/15)
Sacks: 1 - twice
FF: 1 - twice
FR: 1 - twice, MR at UF (10/15/16)
PBU: 1 - twice
SEASON
Tackles: 5 at UF (10/15/16)
TFL: 1.0 vs. DSU (9/24/16)
Sacks: 1.0 vs. DSU (9/24/16)
INT: -
FF: 1 vs. DSU (9/24/16)
FR: 1 - twice, MR at UF (10/15/16)
PBU: 1 - twice

#22 Anthony Sherrills

**CAREER**

Tackles: 8 - twice
TFL: 2.5 vs. MSU (11/5/16)
INT: 1 - twice
FF: 1 vs. UConn (9/9/15)
PBU: 3 vs. UGA (10/17/15)
SEASON
Tackles: 6 - twice
TFL: -1 at WVU (9/3/16)
Sacks: -
INT: 1 at WVU (9/3/16)
FF: -
PBU: -

BARRY ODOM

1st Season as Mizzou Head Coach
Mizzou, 1999
Career Record: 2-4

- ▶ 14 Years of Experience at Mizzou
- ▶ Spent Last 4 Years as a Defensive Coordinator (3 at Memphis, 1 at Mizzou)
- ▶ Mizzou Linebacker (1996-99) under Mizzou head coach Larry Smith
- ▶ Safeties Coach at Mizzou from 2009-11
- ▶ Mizzou Football Operations from 2006-08
- ▶ Head Coach of Rock Bridge High School (Columbia) from 2001-02
- ▶ True Son who Graduated from Mizzou in 1999
- ▶ Native of Maysville, Okla.



A longtime fixture at Mizzou, Odom, 39, takes over a program he has been immersed in at every level for some 14 years — including six in an administrative capacity (2003-08), four as a coach (2009-11, 2015) and four as a highly-successful student-athlete (1996-99). He has spent the past four seasons as a defensive coordinator, including three at Memphis (2012-14) and one at Missouri, where his units were considered among the best in the nation.

Odom recently finished up an outstanding season as first-year defensive coordinator for Mizzou and retired coach Gary Pinkel, as his Tigers ranked ninth in the nation in total defense, allowing just 302.0 yards per game. Since the NCAA began tracking defensive statistics in 1978, this marks the first time in MU history that Mizzou has had a top-10 defense. Odom's defense was also ranked seventh nationally in scoring defense (16.2 avg.), seventh in pass defense (169.2 avg.) and second in tackles for loss (8.8 avg.).

Prior to that, Odom became one of the more highly sought-after coordinators in the country due to three stellar years directing Memphis' defense from 2012-14. His 2014 defense was a key component of Memphis' 10-3 season, as his unit finished the regular season ranked fifth nationally in scoring defense (17.1 avg.) and 22nd in total defense (343.3 avg.). That marked an impressive incremental improvement under Odom's watch, as Memphis ranked 117th nationally in total defense the season prior to his arrival. In his first season at Memphis, the defense improved to 50th nationally (383.6 avg.), followed by a jump to 39th in 2013 (370.7 avg.). Memphis earned a share of the 2014 American Athletic Conference title, giving them a conference championship for the first time since 1971.

A true son of Mizzou, Odom, a Maysville, Okla. native, played under former Coach Larry Smith, and starred as a linebacker from 1996-99. He ended his playing career with 362 tackles, which still ranks as seventh-most in school history. Odom was a captain for his senior year of 1999, and was a key figure on the Missouri teams which reached bowl games in 1997 and 1998, ending a 14-year postseason drought for Tiger fans.

Success followed Odom's career path at each future stop after his playing days. After earning his undergraduate degree in December of 1999, he served as an intern with Mizzou's Tiger Scholarship Fund while he worked on his Master's in Education from the University of Missouri (which he would earn in May of 2004). He returned to his home state of Oklahoma in July of that year to serve as an assistant football coach for his alma mater Ada High School, which finished that season as runners-up for a state title.

Odom was quickly back in his adopted hometown of Columbia, Mo., the next spring, as he took over as head coach at Rock Bridge High School. He quickly built the Bruins into a power, as they went 6-4 in 2001, and won a conference championship. He followed with an 8-4 campaign in 2002 that saw Rock Bridge reach the semifinals of the state championship playoffs.

Running a college program became a focal point next, and Odom began that path by joining the Mizzou staff, first as an administrative graduate assistant for Gary Pinkel in 2003. He spent the 2004 and 2005 seasons as Pinkel's director of recruiting as the staff assembled a core group which would help lead Mizzou to consecutive Big 12 Conference North Division titles in 2007 and 2008 which consisted of 12-win and 10-win seasons, respectively. From 2006-08, Odom helped run Pinkel's program administratively as his director of operations. In that role, Odom oversaw coordination of the team's budget, travel plans (including bowl trips to the Sun, Cotton and Alamo bowls during that stretch), compliance issues, facilities operations and scheduling, as well as assisting with recruiting operations and managing the day-to-day overall operations of the program.



ABOVE: Coach Odom at his introductory press conference with his wife, Tia, and children James Trump, Garyt Robert and Anna Lockwood.



BELOW: Coach Odom at Mizzou's 2016 Spring Game with SEC Network's Kayce Smith.



WHAT THEY'RE SAYING...

FORMER MIZZOU HEAD COACH GARY PINKEL ON BARRY ODOM

"I'm so happy for Barry, he's absolutely the right guy for the job. You saw the reaction he got from the team last Thursday, and that says it all. He's got a great plan to take the MizzouMade legacy and make it even better, and I know he'll work extremely hard to do that and make our fans proud. Barry is a man's man, he's a person of great integrity who treats people the right way. He's got exceptional leadership skills and people skills, and he will run a tough, disciplined program. At the same time, he cares very much for his players, and it will show. I know he expects to come in and take Mizzou Football to a higher level, and I look forward to watching that happen."

VIRGINIA TECH HEAD COACH JUSTIN FUENTE ON BARRY ODOM

"The University of Missouri has selected an outstanding coach and leader in Barry Odom. Not only does Barry possess a great defensive mind, he has a unique ability to connect with and motivate kids. I've always known that it was not a matter of if, but when, Barry would be a head coach. I have no doubt he'll do a great job with the opportunity he's been given."

OKLAHOMA ATHLETIC DIRECTOR JOE CASTIGLIONE ON BARRY ODOM

"From the moment I met him on his official visit as a prospective student-athlete, through watching his playing years as a Tiger, it was clearly evident that Barry Odom's character, leadership skills and intent to make everyone around him better would position him for success in everything he pursued. I've followed his career journey ever since with great interest. I'm absolutely thrilled for him as he realizes his dream of becoming Head football Coach at Mizzou. He has taken every opportunity to properly prepare for this moment and I firmly believe he will lead Missouri to a lot of success."

OC JOSH HEUPEL



ODOM'S STAFF

ASSISTANTS BOAST IMPRESSIVE CREDENTIALS

WR COACH ANDY HILL

► Andy Hill has coached 20 seasons at the University of Missouri, making him the longest-tenured coach on the Tiger football staff. In fact, only two other assistant coaches in MU football history have enjoyed longer tenures at Mizzou: Clay Cooper (29 seasons) and Chauncey Simpson (21), who Hill will match this season.

► In 2016, Hill will transition back to coaching the wide receivers, a role that gained him some well-deserved recognition from 1996-2012, coaching some of the best players in Mizzou history. He has spent 2013-15 coaching Mizzou's quarterbacks, including mentoring freshman starter Drew Lock in 2015.



• Associate Head Coach Andy Hill is Mizzou's longest-tenured assistant coach, entering his 20th year on the Mizzou sideline.

THE COORDINATORS

► **OFFENSIVE COORDINATOR JOSH HEUPEL:** Barry Odom recruited Josh Heupel to join Mizzou as offensive coordinator and quarterbacks coach.

► Heupel brings with him an impressive track record of success, including four national championship game appearances, seven BCS bowl games and coaching oversight of two Heisman Trophy winning quarterbacks. He has 13 years of coaching and recruiting experience at the highest level, including the last five seasons as offensive coordinator and play caller at Oklahoma and Utah State.

► **DEFENSIVE COORDINATOR DeMONTIE CROSS:** Barry Odom has added Mizzou alum and successful veteran coach DeMontie Cross to his staff. Cross will serve as Mizzou's defensive coordinator and linebackers coach.

► Cross comes home to Mizzou after spending the past 18 seasons with numerous programs, including 12 years with Power 5 programs and five more in the National Football League. In all, he has been part of eight bowl teams and three conference championship teams since beginning his coaching days as a graduate assistant/outside linebackers coach at Mizzou for Larry Smith (1998-99).

► **CO-DEFENSIVE COORDINATOR RYAN WALTERS:** Ryan Walters came to MU with Barry Odom in February of 2015 when Odom was announced as the defensive coordinator. Now Mizzou's head coach, Odom kept Walters on board for his second season coaching the safeties. Thanks to his outstanding work on the field, as well as in recruiting circles, Odom named Walters Co-Defensive Coordinator this off-season.



• Defensive Coordinator DeMontie Cross was a standout player at Mizzou and has had a successful coaching career before returning this year. Ryan Walters (below) was elevated to Co-Defensive Coordinator in the spring.

RB COACH CORNELL FORD

► Cornell Ford is in his 16th season at Mizzou but is entering his first working with the Tiger running backs. Before working with the running backs, Ford spent 12 years coaching the Tiger cornerbacks, after he focused on MU's outside safeties his first three years. Ford is also the Tigers' chief recruiter in St. Louis, where he has signed some of the very best players in the state who have been critical to Mizzou's success over the years. He was elevated to Assistant Head Coach in the offseason.

OFFENSIVE ASSISTANTS

► **O-LINE COACH GLEN ELARBEE:** Elarbee will serve as Mizzou's offensive line coach, a position he has coached successfully for the past six seasons at several programs, including the last two while also serving as co-offensive coordinator at Arkansas State.

► **TE COACH JOE JON FINLEY:** Finley will serve as Mizzou's tight ends coach, a position in which he was an all-conference performer in his playing days for the Oklahoma Sooners and has helped coach for several seasons at the Power Five level. He spent the 2015 season on the coaching staff at Baylor, where he worked extensively with the tight ends as an offensive quality control specialist.

DEFENSIVE ASSISTANTS

► **CORNERBACKS COACH GREG BROWN:** Brown will serve as Mizzou's cornerbacks coach, and he comes to MU with a long resume of success coaching the secondary at both the collegiate and professional levels, including defensive coordinator stints at both Arizona and Colorado.

► **D-LINE COACH JACKIE SHIPP:** Jackie Shipp, who has coached defensive line for all but one year of his accomplished 25-year-career, has coached in four national championship games, including the 2001 Orange Bowl, where his alma mater Oklahoma won the BCS National Championship. Shipp comes to Mizzou after spending the last three seasons (2013-15) mentoring the defensive line at Arizona State



• From top top bottom:

- Assistant Head Coach Cornell Ford
- Offensive Line Coach Glen Elarbee
- Tight Ends Coach Joe Jon Finley



• From top top bottom:

- Co-Defensive Coordinator/Safeties Coach Ryan Walters
- Cornerbacks Coach Greg Brown
- Walters and Brown have a relationship that goes back to Walters' playing days at Colorado when Brown was his coach.
- Defensive Line Coach Jackie Shipp.

WR JEREMY MACLIN BACK-TO-BACK 1,000-YARD SEASONS



JEREMY MACLIN // WR // KANSAS CITY CHIEFS

- ▶ Seventh-year wide receiver enters his second season with Kansas City in 2016.
- ▶ Originally entered the NFL as the Eagles first round pick (19th overall) in the 2009 NFL Draft.
- ▶ Played under Andy Reid through his first four NFL seasons in Philadelphia (2009-12).
- ▶ Earned first Pro Bowl selection in 2014 after tallying 85 catches for 1,318 yards (15.5 avg.), with 10 TDs
- ▶ Owns 343 receptions for 4,771 yards (13.9 avg.) and 36 touchdown catches in 75 (73 starts) career games.
- ▶ Named the Eagles Ed Block Courage Award in 2014 by his teammates.
- ▶ Was part of the first trio of teammates age 24 years old or younger in NFL history to each post 50-plus receptions, 750-plus yards and four-plus touchdowns in a season in 2009.
- ▶ Has recorded 100 or more receiving yards in 14 contests, including one postseason game.
- ▶ Became the eighth receiver in NFL history to have at least 55 catches and 750 yards in each of his first four seasons (2009-12), joining Gary Clark, Larry Fitzgerald, Joey Galloway, Marvin Harrison, Keyshawn Johnson, Sterling Sharpe and Randy Moss.
- ▶ Named the NFC Offensive Player of the Week Nov. 2, 2014.

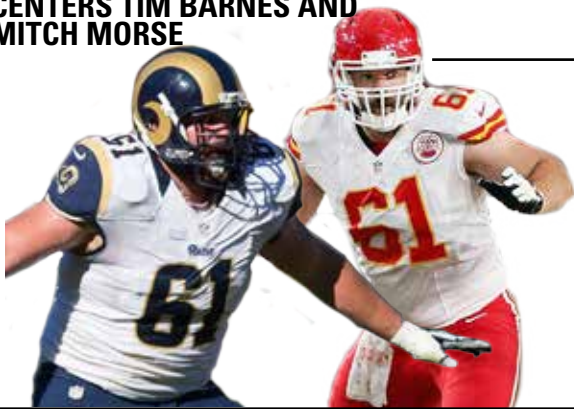
KONY EALY // DE // CAROLINA PANTHERS

- ▶ At Mizzou in 2013, Kony Ealy started all 14 games, setting a new career high in tackles with 43, tackles for loss with 14.5, and sacks with 9.5, while forcing three fumbles and intercepting one pass which he returned 49 yards for a TD against Indiana. For his play, Ealy was named to the first team All-SEC.
- ▶ Ealy was drafted with the 60th pick by the Carolina Panthers in the 2014 NFL Draft following a breakout junior season.
- ▶ On May 29, 2014, Ealy signed a four-year \$3.55 million deal. Per Pro Football Focus, Ealy was one of the highest-graded run defenders of the NFL in the preseason. He made his NFL debut performance in week 2 when the Panthers defeated the Detroit Lions in a 24-7 victory.
- ▶ During Super Bowl 50 against the Denver Broncos, Ealy tied the Super Bowl record of 3 sacks, needing only 23 total snaps. He also recorded an interception and forced fumble in the game. The Panthers would lose the Super Bowl 24-10. Ealy became the first player in Super Bowl history to have an interception and multiple sacks. He's also the first since 1993 to record multiple sacks, an interception and a forced fumble in a postseason game. He tied both Reggie White and Darnell Dockett for the most sacks in Super Bowl with three. He is expected to be a major contributor on a Panthers defense that is expected to be one of the best in the NFL this fall.

DE KONY EALY SET SUPER BOWL RECORD LAST YEAR



CENTERS TIM BARNES AND MITCH MORSE



MITCH MORSE // C // KANSAS CITY CHIEFS

- ▶ Originally entered the NFL as the second-round pick (49th overall) by the Kansas City Chiefs in the 2015 NFL Draft. He is projected to be the Chiefs starting center for the second consecutive season.

BLAINE GABBERT // QB // SAN FRANCISCO 49ERS

- ▶ Gabbert was a highly-touted QB coming out of Mizzou following his junior season and was drafted in the first round with the 10th overall pick in 2010. After a rough start to his career in Jacksonville, Gabbert has revived his career in San Francisco.
- ▶ On March 10, 2015, the 49ers re-signed Gabbert to a two-year, \$2 million deal.
- ▶ On November 2, 2015, he was named starter for the 49ers after Colin Kaepernick was benched.
- ▶ He is currently battling for the starting QB nod and is expected to win the job as the season gets underway.

JACQUES SMITH // DE // TAMPA BAY BUCCANEERS

- ▶ Claimed by Tampa Bay off waivers from the Buffalo Bills on September 10, 2014. Originally entered the league as a college free agent with the Miami Dolphins on May 4 2012.
- ▶ Has played in 27 games in two years with Tampa Bay (2014-15), starting 18, and registering 39 tackles, 13.5 sacks, four forced fumbles, four fumble recoveries (one for touchdown), and three passes defended. Since recording the first sack of his career on 11/2/14, Smith's 13.5 sacks are tied for the 19th most in the NFL.





AP TOP 25

TEAM	2016 RECORD	PTS
1 Alabama (60)	7-0	1524
2 Ohio State	6-0	1457
3 Michigan (1)	7-0	1368
4 Clemson	7-0	1337
5 Washington	6-0	1304
6 Texas A&M	6-0	1218
7 Louisville	5-1	1168
8 Nebraska	6-0	1037
9 Baylor	6-0	1021
10 Wisconsin	4-2	935
11 Houston	6-1	766
12 West Virginia	5-0	744
13 Florida State	5-2	733
14 Boise State	6-0	694
15 Florida	5-1	626
16 Oklahoma	4-2	612
17 Arkansas	5-2	584
18 Tennessee	5-2	550
19 Utah	6-1	479
20 Western Michigan	7-0	285
21 Auburn	4-2	277
22 North Carolina	5-2	254
23 Ole Miss	3-3	188
24 Navy	4-1	163
25 LSU	4-2	123

Others Receiving Votes

Colorado 110, Miami 69, Oklahoma State 47, Washington State 39, Virginia Tech 38, South Florida 31, Stanford 15, Iowa 7, Arizona State 6, USC 5, NC State 4, San Diego State 3, Pittsburgh 2, TCU 1, Troy 1

NUMBERS TO KNOW

126 The 2016 season marks the 126th season of University of Missouri football. The Missouri football program began play in 1890. However, MU did not field a team in 1918 due to an influenza epidemic on campus.

662 Mizzou holds an all-time record of 662-545-52, which equates to a .546 winning percentage.

351 The Tigers are 351-309-32 overall in conference play (53.0 winning percentage).

12 Mizzou has won 12 conference championships. Those titles have come in: 1909, 1913, 1919, 1924, 1925, 1927, 1939, 1941, 1942, 1945, 1960 and 1969.

5 The Tigers have won five conference divisional championships, with all five crowns coming since 2007. Mizzou captured those in 2007, 2008, 2010, 2013 and 2014.

31 Mizzou has played in 31 bowl games, all-time, and has gone 15-16 in those games.

AMWAY COACHES POLL

TEAM	2016 RECORD	PTS
1 Alabama (61)	7-0	1597
2 Ohio State (2)	7-0	1524
3 Clemson (1)	7-0	1432
4 Michigan	6-0	1413
5 Washington	6-0	1366
6 Texas A&M	6-0	1287
7 Louisville	5-1	1207
8 Baylor	6-0	1130
9 Nebraska	6-0	1114
10 Wisconsin	4-2	874
11 Houston	6-1	841
12 Florida	5-1	830
13 West Virginia	5-0	781
14 Boise State	6-0	772
15 Florida State	5-2	709
16 Oklahoma	4-2	600
17 Arkansas	5-2	570
18 Utah	6-1	538
19 Tennessee	5-2	457
20 Western Michigan	6-0	317
21 North Carolina	5-2	250
22 Ole Miss	3-3	182
23 LSU	4-2	176
24 Auburn	4-2	156
25 Navy	4-1	133

Others Receiving Votes

Colorado 121, South Florida 108, Miami 74, Oklahoma State 51, Washington State 49, Virginia Tech 37, NC State 18, Stanford 16, Memphis 14, San Diego State 13, Troy 10, Pittsburgh 7, TCU 6, Arizona State 6, USC 6, Iowa 4, Appalachian State 2, BYU 1, Tulsa 1

SHOW ME

SENIORS WITH DEGREES

- ▼ 9 seniors are playing with their degrees this season
- ▼ 4 more are expected to graduate in December
- ▼ 5 more are expected to graduate in May

UPCOMING GRADUATES

- ▼ Alec Abeln - May, 2017
- ▼ Paul Adams - May, 2017
- ▼ Josh Augusta - May, 2017
- ▼ Jake Brents - December, 2016
- ▼ Ed Cruz - May, 2017
- ▼ Rickey Hatley - December, 2016
- ▼ Tanner Hull - December, 2016
- ▼ Aarion Penton - May, 2017
- ▼ Michael Scherer - December, 2016

Chris Black
Education

Brock Bondurant
Education

Sean Culkin
Education

John Gibson
General Studies

Tyler Hanneke
Public Management

Jake Hurrell
Business

Eric Laurent
Business

Donavin Newsom
Education

Alex Ross
Arts & Science





STARTS BY POSITION

OFFENSE

LINEMEN	'12	'13	'14	'15	'16	Tot.
Abeln	—	RS	0	3	6	9
Adams	—	—	RS	0	6	6
Howell	—	—	—	—	6	6
Pendleton	—	—	RS	0	6	6
Bailey	—	—	RS	0	5	5
Ploudre	—	RS	0	0	1	1

RECEIVERS	'12	'13	'14	'15	'16	Tot.
Culkin	RS	1	14	10	2	27
Moore	—	—	0	12	6	18
Brown	—	—	0	12	0	12
Hall	—	—	—	—	5	5
Johnson	—	—	—	RS	3	3
Reese	—	RS	0	0	2	2
Blanton	—	—	RS	0	2	2
Mason	—	—	—	—	2	2
Dilosa	—	—	RS	1	0	1
Hanneke	—	0	0	0	1	1

QBs	'12	'13	'14	'15	'16	Tot.
Lock	—	—	—	8	6	14

TAILBACKS	'12	'13	'14	'15	'16	Tot.
Witter	—	—	0	1	5	6
Crockett	—	—	—	—	1	1

DEFENSE

LINEMEN	'12	'13	'14	'15	'16	Tot.
Harris	—	RS	2	12	6	20
Hatley	RS	0	0	7	6	13
Augusta	—	0	0	12	0	12
Logan	—	RS	—	—	6	6
Beckner	—	—	—	5	0	5
Frazier	—	0	0	3	1	4
Williams	—	—	—	RS	3	3
Harold	—	—	—	RS	2	2

LINEBACKERS	'12	'13	'14	'15	'16	Tot.
Scherer	RS	0	14	12	6	32
Newsom	RS	0	2	12	6	20
Burkett	—	RS	—	—	5	5
Garrett	—	—	—	—	1	1

SECONDARY	'12	'13	'14	'15	'16	Tot.
Penton	—	2	12	12	5	31
Sherrills	—	RS	0	12	4	16
Gibson	RS	0	5	0	6	11
Wilson	—	—	0	0	6	6
Hilton	—	—	—	0	1	1
Acy	—	—	—	—	1	1
Perkins	—	—	—	RS	1	1

CAREER PARTICIPATION

	Career G-GS	2016 G-GS	2015 G-GS	2014 G-GS	2013 G-GS	2012 G-GS
57 Alec Abeln	16-9	6-6	10-3	-	-	-
17 DeMarkus Acy	6-1	6-1	-	-	-	-
64 Paul Adams	9-6	6-6	3-0	-	-	-
91 Turner Adams	2-0	2-0	-	-	-	-
45 Franklin Agbasimere	3-0	3-0	-	-	-	-
97 Josh Augusta	46-12	6-0	12-12	14-0	14-0	-
56 Samson Bailey	5-5	5-5	-	-	-	-
79 Terry Beckner, Jr.	16-5	6-0	10-5	-	-	-
38 Eric Beisel	31-0	6-0	12-0	13-0	RS	-
1 Chris Black	6-0	6-0	-	-	-	-
17 DeSean Blair	6-0	1-0	5-0	-	-	-
11 Kendall Blanton	14-2	6-2	8-0	-	-	-
26 Jake Brents	8-0	6-0	1-0	1-0	0-0	RS
2 Nate Brown	21-12	-	12-12	9-0	-	-
34 Joey Burkett	31-5	6-5	12-0	13-0	RS	-
28 Logan Cheadle	28-0	3-0	12-0	13-0	-	-
18 Dominic Collins	1-0	1-0	-	-	-	-
16 Damarea Crockett	6-1	6-1	-	-	-	-
80 Sean Culkin	43-27	4-2	10-10	14-14	14-1	RS
15 Keyon Dilosa	14-1	3-0	11-1	-	-	-
67 Jonah Dubinski	2-0	2-0	-	-	-	-
26 Corey Fatony	18-0	6-0	12-0	-	-	-
85 Richard Floyd	3-0	3-0	-	-	-	-
16 Marcel Frazier	18-4	6-1	12-3	-	-	-
47 Cale Garrett	6-1	6-1	-	-	-	-
5 John Gibson	43-11	6-6	12-0	14-5	12-0	RS
62 Thomas Grossman	1-0	1-0	-	-	-	-
84 Emanuel Hall	16-4	5-4	11-0	-	-	-
24 Terez Hall	17-0	5-0	12-0	-	-	-
89 Tyler Hanneke	6-1	6-1	-	-	-	-
55 Jordan Harold	6-2	6-2	-	-	-	-
69 A.J. Harris	4-0	4-0	-	-	-	-
91 Charles Harris	32-20	6-6	12-12	14-2	RS	-
95 Rickey Hatley	39-13	6-6	11-7	14-0	8-0	RS
33 Cam Hilton	17-2	5-1	12-1	-	-	-
1 Anthony Hines	16-0	6-0	10-0	-	-	-
21 Christian Holmes	6-0	6-0	-	-	-	-
88 Nate Howard	12-0	-	12-0	-	-	-
76 Tyler Howell	6-6	6-6	-	-	-	-
32 Tanner Hull	3-0	3-0	-	-	-	-
86 Jake Hurrell	46-0	6-0	12-0	14-0	14-0	RS
94 Tyrell Jacobs	1-0	1-0	-	-	-	-
12 Johnathon Johnson	6-2	6-2	-	-	-	-
15 Grant Jones	11-0	1-0	10-0	-	-	-
41 Eric Laurent	10-0	6-0	4-0	-	-	-
4 Brandon Lee	18-0	6-0	12-0	-	-	-
3 Drew Lock	18-14	6-6	12-8	-	-	-
75 A.J. Logan	21-6	6-6	12-0	3-0	RS	-
72 Kyle Mitchell	6-0	6-0	-	-	-	-
9 Dimetrious Mason	6-2	6-2	-	-	-	-
98 Tucker McCann	6-0	6-0	-	-	-	-
6 J'Mon Moore	31-18	6-6	12-12	13-0	RS	-
18 Josh Moore	14-0	2-0	12-0	-	-	-
25 Donavin Newsom	42-20	6-6	12-12	14-2	10-0	RS
71 Kevin Pendleton	9-6	6-6	3-0	-	-	-
11 Aarion Penton	44-31	6-5	12-12	13-12	14-2	-
3 Ronnell Perkins	6-1	6-1	-	-	-	-
66 Adam Ploudre	6-1	6-1	-	-	-	-
10 Jason Reese	31-3	6-3	12-0	13-0	RS	-
61 Adam Roland	1-0	1-0	-	-	-	-
5 Alex Ross	3-0	3-0	-	-	-	-
6 Tavon Ross	9-0	1-0	8-0	-	-	-
30 Michael Scherer	46-32	6-6	12-12	14-14	14-0	RS
22 Anthony Sherrills	32-16	6-4	12-12	14-0	RS	-
75 Tre'Vour Simms	6-0	6-0	-	-	-	-
8 Justin Smith	3-0	3-0	-	-	-	-
28 Steven Spadarotto	1-0	1-0	-	-	-	-
78 Michael Stannard	5-0	5-0	-	-	-	-
31 Finis Stribling IV	10-0	4-0	6-0	-	-	-
14 Greg Taylor	5-0	5-0	-	-	-	-
46 Jacob Trump	1-0	1-0	-	-	-	-
49 Markel Utsey	1-0	1-0	-	-	-	-
2 T.J. Warren	6-0	6-0	-	-	-	-
4 Ryan Williams	1-0	1-0	-	-	-	-
13 Spencer Williams	6-3	6-3	-	-	-	-
8 Thomas Wilson	29-6	6-6	12-0	11-0	-	-
14 Ray Wingo	15-0	6-0	9-0	-	-	-
29 Ish Witter	30-5	6-5	12-1	12-0	-	-

MOST GAMES PLAYED

Josh Augusta	46
Jake Hurrell	46
Michael Scherer	46
Aarion Penton	45
Sean Culkin	43
John Gibson	43
Donavin Newsom	42

MOST STARTS

Michael Scherer	32
Aarion Penton	31

CONSECUTIVE GAMES PLAYED STREAK

Jake Hurrell	46
Michael Scherer	46
Donavin Newsom	42
Josh Augusta	42

CONSECUTIVE STARTS

Michael Scherer	32
-----------------	----



MIZZOU

RUSHING

30 attempts	45 - Zain Gilmore vs. Texas Tech, 10/30/99
25 attempts	25 - Ish Witter vs. Georgia, 9/17/16
100 yards	145 - Damarea Crockett at Florida, 10/15/16
200 yards	263 - Henry Josey vs. Western Illinois, 9/17/11
3 TDs	Russell Hansbrough at South Carolina, 9/27/14
4 TDs	Tony Temple vs. Arkansas (Cotton Bowl), 1/1/08
50+ yard rush	68 - Russell Hansbrough vs. Indiana, 9/20/14
75+ yard rush	86 - Henry Josey at Kentucky, 11/9/13
Two 100-yard performances (same game)	115 - Henry Josey vs. Murray State, 8/31/13
Four consecutive 100-yard games (same season)	104 - Russell Hansbrough vs. Murray State, 8/31/13
	Henry Josey
	129 vs. Iowa State, 10/15/11
	138 vs. Oklahoma State, 10/22/11
	162 at Texas A&M, 10/29/11
	132 at Baylor, 11/5/11

PASSING

30-39 attempts	37 - Drew Lock at LSU, 10/1/16
40-49 attempts	42 - Maty Mauk vs. Arkansas, 11/28/14
50 attempts	51 - Drew Lock at West Virginia, 9/3/16
30-39 completions	32 - James Franklin at Indiana, 9/21/13
300 yards	376 - Drew Lock vs. Georgia, 9/17/16
400 yards	402 - Drew Lock vs. Delaware State, 9/24/16
75+ yard completion	79 - Drew Lock to J'Mon Moore vs. Georgia, 9/17/16
Two QBS over 100 yards	Maty Mauk, 181; Drew Lock 138 vs. SEMO, 9/5/15
3 TDs	5 - Drew Lock vs. Delaware State, 9/24/16
4 TDs	5 - Drew Lock vs. Delaware State, 9/24/16
5 TDs	5 - Drew Lock vs. Delaware State, 9/24/16
4 interceptions	Maty Mauk vs. Georgia, 10/11/14
5 interceptions	Terry McMillan vs. Penn State, 1/1/70
6 interceptions	Kent Kiefer vs. Miami (Fla), 9/23/89

RECEIVING

10+ receptions	12 - Bud Sasser vs. Indiana, 9/20/14
150 yards	196 - J'Mon Moore vs. Georgia, 9/17/16
200 yards	233 - Danario Alexander vs. Kansas, 11/28/09
75+ yard reception	79 (TD) - J'Mon Morre vs. Georgia, 9/17/16
Two 100-yard performances (same game)	125 (3) - Ray Wingo vs. Eastern Michigan, 9/10/16
Three 100-yard performances (same game)	115 (5) - Johnathon Johnson, 9/10/16
	172 (6) - Jeremy MacLin vs. Nevada, 9/13/08
	127 (6) - Chase Coffman vs. Nevada, 9/13/08
	100 (6) - Tommy Saunders vs. Nevada, 9/13/08
3 TDs	J'Mon Moore vs. Delaware State, 9/24/16
4 TDs	J'Mon Moore vs. Delaware State, 9/24/16

DEFENSIVE

15+ tackles	17 - Kentrell Brothers at Georgia, 10/17/15
3.0+ sacks	3.0 - Michael Sam vs. Florida, 10/19/13
3.0+ TFL	4.0 - Charles Harris vs. Georgia, 9/17/16
4.0+ TFL	4.0 - Charles Harris vs. Georgia, 9/17/16

TOTAL OFFENSE (RUSHING & PASSING)

400+ yards	402 - Drew Lock vs. Delaware State, 9/24/16
300-399 yards	385 - Drew Lock vs. Georgia, 9/17/16

FIELD GOALS

50 yards	52, 50 - Andrew Baggett vs. Arkansas, 11/28/14
4 FG made	4 - Grant Bessel vs. Kansas, 11/28/09
5 FG made	5 - Andrew Baggett vs. Florida, 10/19/13
6 FG attempted	7 - Tom Whelihan vs. Oklahoma State, 11/16/85

TOUCHDOWN RETURNS (YARDAGE)

Kickoff	96 - Marcus Murphy at Florida, 10/18/14
Punt	54 - Johnathon Johnson vs. Eastern Michigan, 9/10/16
Interception	1 - Joey Burkett vs. Eastern Michigan, 9/10/16
Fumble	21 - Markus Golden at Florida, 10/18/14
Blocked Field Goal	70 - Carlos Posey vs. West Virginia, 12/26/98
Blocked Punt	41 - Aaron Penton vs. SEMO, 9/5/15

TEAM

Shut out opponent at Faurot Field	79-0 vs. Delaware State, 9/24/16
Shut out opponent on the road	14-0 at Iowa State, 11/20/10
Shut out opponents, back-to-back	27-0 at Kansas State, 10/8/66
	7-0 vs. Oklahoma, 10/15/66
Won in overtime	51-48 (4 OT) at Tennessee, 11/10/12
Blocked a punt	vs. Mississippi State (Kentrell Brothers), 11/5/15
Block a field goal	at Toledo (Harold Brantley), 9/6/14
Block a PAT	vs. UConn (Kentrell Brothers), 9/19/15
Scored a safety	vs. UConn (Clarence Green blocked punt), 9/19/15
Scored a 2-point conversion	vs. Tennessee (Drew Lock pass to Jason Reese), 11/21/15
Game-winning field goal	35 yards, Andrew Baggett at Tennessee, 11/10/12
Scored 50 points	79-0 win vs. Delaware State, 9/24/16
Scored 60 points	79-0 win vs. Delaware State, 9/24/16
600 yards of total offense	698 in a win vs. Delaware State, 9/24/16
700 yards of total offense	744 vs. Western Illinois, 9/17/11

OPPONENT

RUSHING

30+ attempts	34 - Jalen Hurd, Tennessee, 11/21/15
200 yards	304 - Tre Mason, Auburn, 12/7/13
300 yards	304 - Tre Mason, Auburn, 12/7/13
3 TDs	Derrius Guice (3) and Darrel Williams (3), LSU, 10/1/16
4 TDs	Tre Mason, Auburn, 12/7/13
Two 100-yard performances (same game)	_____ Lamical Perine (106) and Jordan Scarlett (101), Florida, 10/15/16

PASSING

40-49 attempts	45 - Todd Porter, EMU, 9/10/16
50+ attempts	55 - Jacob Eason, Georgia 9/17/16
30-39 completions	33 - Clint Chelf, Oklahoma State, 1/3/14
40+ completions	44 - Graham Harrell, Texas Tech, 10/20/07
400 yards	404 - Tyler Bray, Tennessee, 11/10/12
500 yards	510 - Kliff Kingsbury, Texas Tech, 10/19/02
4 TDs	Dak Prescott, Mississippi State, 11/5/15
5 TDs	Juice Williams, Illinois, 8/30/08

RECEIVING

10+ receptions	10 - Isaiah McKenzie, 9/17/16
200+ yards	244 - Alec Lemon, Syracuse, 11/17/12
175-199 yards	180 - Aaron Pflugrad, Arizona State, 9/9/11
150-174 yards	163 - Tevin Reese, Baylor, 11/5/11
2 TDs	Isaiah McKenzie, Georgia, 9/17/16
3 TDs	Ryan Broyles, Oklahoma, 9/24/11
Two 100-yard performances (same game)	115 - Fred Ross, Mississippi State, 11/5/15
	102 - De'Runnya Wilson - Mississippi State, 11/5/15

TOTAL OFFENSE (RUSHING & PASSING)

500 yards	506 - Todd Reesing, Kansas, 11/28/09
400 yards	439 - Johnny Manziel, Texas A&M, 11/24/12

FIELD GOALS


50+ yards	52 - Cody Parkey, Auburn, 12/7/13
4 FG made	Mike Molina, West Virginia, 9/3/16
3 FG made	Jeremiah Detmer, Toledo, 9/7/13

TOUCHDOWN RETURNS (YARDAGE)

Kickoff	100 - Solomon Patton, Florida, 10/19/13
Punt	0 (In Endzone) - Malcolm Williams, Texas, 10/24/09
Interception	78 - Quincy Wilson, Florida, 10/15/16
Fumble	12 - Curtis Lofton, Oklahoma, 10/13/07

TEAM

Shut out Mizzou at Faurot Field	34-0 vs. Georgia, 10/11/14
Shut out Mizzou on road	66-0 at Kansas State, 11/20/99
Scored 30-39 points	31 - Mississippi State, loss, 11/5/15
Scored 40-49 points	40, Florida, loss, 10/15/16
Scored 50-59 points	59 - Auburn, loss, 12/7/13
Scored 60+ points	62 - Oklahoma, loss, 12/6/08
Scored safety	Vanderbilt, at Faurot, 10/6/12



SHOW ME

THE ZOU

- ▼ Opened in 1926
- ▼ Built for a cost of \$350,000
- ▼ Initial seating capacity was 25,000
- ▼ Named Memorial Stadium in honor of the 112 Mizzou graduates and students who died in World War I
- ▼ The Rock M overlooking the North endzone debuted in 1927, and was assembled by the freshman class
- ▼ Seating capacity is 71,168 in 2016
- ▼ MU all-time record at Memorial Stadium is 279-178-20 (60.6%)
- ▼ Field was named in 1972 after Hall of Fame Coach Don Faurot
- ▼ Approximately \$50 million of construction investment provided new amenities prior to 2014, including:
 - ▼ East side addition which added a new upper deck (called the Tiger Deck), which added 4,500 seats
 - ▼ A new club/lounge level (called the Columns Club) complete with outdoor loge seating and two suites
 - ▼ New lighting towers
 - ▼ Ribbon/message boards on both the east and west sides
 - ▼ Newly-created tailgating area beyond the southwest corner of the stadium called Truman's Terrace

MIZZOU AT MEMORIAL STADIUM

- ▼ **Record:** 281-179-20 (89 seasons)
- ▼ **Most Consecutive Winning Seasons:** 6, 1938-43
- ▼ **Most Games, Season:** 7, 1956 (3-3-1), 1981 (5-2), 1983 (5-2), 1985 (0-7), 1987 (4-3), 2006 (6-1), 2012 (3-4), 2013 (6-1), 2014 (5-2)
- ▼ **Most Wins, Season:** 6, 2003 (6-0), 2006 (6-1), 2007 (6-0), 2010 (6-0), 2013 (6-1)
- ▼ **Most Losses, Season:** 7, 1985 (0-7)
- ▼ **Most Consecutive Wins:** 20, 1938-43
- ▼ **Longest Unbeaten Streak:** 20, 1938-43
- ▼ **Most Consecutive Losses:** 8, 1984-85
- ▼ **Undefeated Seasons:** 17, 1926 (3-0-2), 1927 (3-0), 1936 (4-0), 1939 (4-0), 1940 (4-0), 1941 (4-0), 1942 (4-0), 1945 (3-0), 1948 (4-0), 1960 (5-0), 1962 (4-0-1), 1969 (5-0), 1974 (5-0), 1982 (5-0-1), 2003 (6-0), 2007 (6-0), 2010 (6-0)
- ▼ **Winless Seasons:** 5, 1932 (0-3-1), 1934 (0-4), 1955 (0-5), 1985 (0-7), 1994 (0-6)
- ▼ **Record on Natural Grass (1926-84, 95-2002):** 198-119-17 (.618)
- ▼ **Record on Omniturf (1985-94):** 20-38-3 (.353)
- ▼ **Record on FieldTurf (2003-Present):** 63-21 (.744)



MIZZOU RECORD CROWDS

Home Games	Attendance	Opponent	Date
1.	75,298	Penn State	Oct. 4, 1980
2.	75,136	Texas	Sept. 29, 1979
3.	74,575	Nebraska	Nov. 3, 1979
4.	73,655	Alabama	Sept. 16, 1978
5.	72,348	Nebraska	Oct. 15, 1983
6.	72,333	Colorado	Oct. 18, 1980
7.	72,001	Nebraska	Oct. 24, 1981
8.	71,291	Oklahoma	Nov. 17, 1979
9.	71,168	Georgia	Oct. 11, 2014
	71,168	Arkansas	Nov. 28, 2014

SINCE 1995	Attendance	Opponent	Date
1.	71,168	Arkansas	Nov. 28, 2014
	71,168	Georgia	Oct. 11, 2014
3.	71,004	Alabama	Oct. 13, 2012
	71,004	Arizona State	Sept. 15, 2012
	71,004	Georgia	Sept. 8, 2012
	71,004	Iowa State	Oct. 15, 2011
	71,004	Oklahoma	Oct. 23, 2010
	71,004	Texas	Oct. 24, 2009
9.	70,767	Florida	Oct. 10, 2015
10.	70,079	UConn	Sept. 19, 2015

2016 STARTING LINEUPS

OFFENSE	TE	LT	LG	C	RG	RT	QB	TB	TE/WR	WR	WR
at W. Virginia	Reese	Howell	Pendleton	Bailey	Abeln	Adams	Lock	Witter	Blanton	Moore	Hall
vs. E. Michigan	Reese	Howell	Pendleton	Bailey	Abeln	Adams	Lock	Witter	Johnson	Moore	Mason
vs. Georgia	Reese	Howell	Pendleton	Bailey	Abeln	Adams	Lock	Witter	Hanneke	Moore	Hall
vs. Delaware St.	Reese	Howell	Pendleton	Abeln	Ploudre	Adams	Lock	Witter	Johnson	Moore	Hall
at LSU	Culkin	Howell	Pendleton	Bailey	Abeln	Adams	Lock	Witter	Johnson	Moore	Hall
at Florida	Culkin	Howell	Pendleton	Bailey	Abeln	Adams	Lock	Crockett	Johnson	Moore	Mason

vs. Middle Tenn.
vs. Kentucky
at South Carolina
vs. Vanderbilt
at Tennessee
Arkansas

DEFENSE	DE	DT	DT	DE	LB	LB	LB	FS	SS	CB	CB
at W. Virginia	Harris	Hatley	Logan	Harold	Newsom	Scherer	Burkett	Wilson	Sherrils	Penton	Gibson
vs. E. Michigan	Harris	Hatley	Logan	Williams	Newsom	Scherer	Burkett	Wilson	Sherrils	Penton	Gibson
vs. Georgia	Harris	Hatley	Logan	Williams	Newsom	Scherer	Burkett	Wilson	Sherrils	Penton	Gibson
vs. Delaware St.	Harris	Hatley	Logan	Harold	Newsom	Scherer	Burkett	Wilson	Hilton	Penton	Gibson
at LSU	Harris	Hatley	Logan	Williams	Newsom	Scherer	Burkett	Wilson	Sherrils	Acy	Gibson
at Florida	Harris	Hatley	Logan	Frazier	Newsom	Scherer	Garrett	Wilson	Perkins	Penton	Gibson

vs. Middle Tenn.
vs. Kentucky
at South Carolina
vs. Vanderbilt
at Tennessee
Arkansas

2016 MIZZOU SCORING DRIVES

QUARTER	TIME	SCORING PLAY (POINT[S] AFTER)	PLAYS	YARDS	TIME POSS.	SCORE MU-OPP
WVU - 2 nd	07:02	McCann, Tucker 24 yd field goal	9	68	2:30	3 - 13
	4 th 01:49	Black, Chris 8 yd pass from Lock, Drew (Moore, J'Mon pass from Lock, Drew)	10	80	2:01	11 - 26
EMU - 1 st	13:29	Hall, Emanuel 36 yd pass from Lock, Drew (Adams, Turner kick)	7	75	1:31	7 - 0
	00:00	Johnson, J 54 yd punt return (Adams, Turner kick)	NA	NA	NA	14 - 0
	04:25	Witter, Ish 1 yd run (Adams, Turner kick failed)	12	86	2:40	20 - 7
	02:26	Johnson, J 87 yd pass from Lock, Drew (McCann, Tucker kick failed)	1	87	0:15	26 - 7
	00:52	Reese, Jason 19 yd pass from Lock, Drew (McCann, Tucker kick)	3	82	0:21	33 - 7
	08:53	Wingo, Ray 52 yd pass from Lock, Drew (McCann, Tucker kick)	6	78	1:33	40 - 14
	06:04	Blanton, K 13 yd pass from Lock, Drew (McCann, Tucker kick)	7	76	1:36	47 - 14
	10:22	Crockett, D 26 yd run (McCann, Tucker kick)	14	86	3:25	54 - 21
	02:51	Burkett, Joey 1 yd interception return (McCann, Tucker kick)	NA	NA	NA	61 - 21
UGA - 1st	12:53	Reese, Jason 15 yd pass from Lock, Drew (McCann, Tucker kick)	10	72	2:07	7-0
	08:20	McCann, Tucker 33 yd field goal	7	64	1:41	10-0
	2 nd 10:36	McCann, Tucker 46 yd field goal	7	27	2:03	13-14
	06:30	Moore, J'Mon 79 yd pass from Lock, Drew (McCann, Tucker kick)	1	79	0:13	20-14
	3 rd 13:54	Moore, J'Mon 6 yd pass from Lock, Drew (McCann, Tucker kick)	1	6	0:05	27-21
DSU - 1st	13:13	MU - Witter, Ish 2 yd run (McCann, Tucker kick)	9	94	1:47	7-0
	09:12	MU - Moore, J'Mon 4 yd pass from Lock, Drew (McCann, Tucker kick failed)	6	99	1:22	13-0
	05:36	MU - McCann, Tucker 31 yd field goal	9	49	1:39	16-0
	04:09	MU - Moore, J'Mon 6 yd pass from Lock, Drew (McCann, Tucker kick)	1	6	0:06	23-0
	02:15	MU - Moore, J'Mon 9 yd pass from Lock, Drew (McCann, Tucker kick)	1	9	0:11	30-0
	10:57	MU - Crockett, D 2 yd run (McCann, Tucker kick)	4	48	0:53	37-0
	07:17	MU - Moore, J'Mon 1 yd pass from Lock, Drew (McCann, Tucker kick)	9	65	2:13	44-0
	05:21	MU - Crockett, D 11 yd run (McCann, Tucker kick)	5	54	0:48	51-0
	02:16	MU - Hall, Emanuel 35 yd pass from Lock, Drew (McCann, Tucker kick)	5	59	1:27	58-0
	05:47	MU - Zanders, Marvin 11 yd run (McCann, Tucker kick)	7	46	1:49	65-0
	03:15	MU - Laurent, Eric 2 yd pass from Zanders, Marvin (McCann, Tucker kick)	3	35	0:31	72-0
	4 th 08:16	MU - Zanders, Marvin 14 yd run (McCann, Tucker kick)	6	55	9:10	79-0
LSU - 4th	06:11	MU - Lock, Drew 21 yd pass from Laurent, Eric (McCann, Tucker kick)	11	81	3:44	7-35
UF - 3rd	12:32	MU - Augusta, Josh 1 yd run (McCann, Tucker kick)	4	46	1:03	7 - 20
	4 th 01:23	MU - Witter, Ish 1 yd run (McCann, Tucker kick)	13	99	5:10	14 - 33

2016 SEASON HONORS

CHARLES HARRIS // DE // JR

Preseason

All-SEC Second Team (Coaches)

All-SEC Second Team (Media)

Nagurski Award Watch List

Hendricks Award Watch List

Rotary Lombardi Award Watch List

Bednarik Award Watch List

MICHAEL SCHERER // LB // SR

Preseason

Butkus Award Watch List

JOHNATHON JOHNSON // WR // FR

Season

SEC Freshman of the Week (9/12)

J'MON MOORE // WR // JR

Season

Biletnikoff Watch List (9/27)



#	Name	Pos.	Ht.	Wt.	Yr.	Hometown	High School (Previous)
1	Chris Black	WR	6-0	190	Sr.	Jacksonville, Fla.	First Coast / Alabama
1	Anthony Hines	DB	6-1	200	Jr.	South San Francisco, Calif.	El Camino/Coll. of San Mateo
2	T.J. Warren	DB	5-11	210	RSFr.	Conyers, Ga.	Rockdale County
2	Marvin Zanders	QB	6-1	200	So.	Jacksonville, Fla.	Raines
3	Luke Jackson	K	6-1	195	Jr.	Pensacola, Fla.	West
3	Drew Lock	QB	6-4	220	So.	Lee's Summit, Mo.	Lee's Summit
3	Ronnell Perkins	S	6-0	200	RSFr.	St. Louis, Mo.	University City
4	Brandon Lee	LB	6-2	225	So.	Indianapolis, Ind.	Lawrence Central
4	Ryan Williams	RB	6-0	185	RSFr.	Lee's Summit, Mo.	West
5	John Gibson	DB	6-0	195	Sr.	Missouri City, Texas	Marshall
5	Alex Ross	RB	6-1	220	Sr.	Jenks, Okla.	Jenks/Oklahoma
6	J'Mon Moore	WR	6-3	205	Jr.	Missouri City, Texas	Elkins
6	Tavon Ross	S	6-0	205	So.	Cochran, Ga.	Bleckley County
7	Nate Brown	WR	6-3	210	Jr.	Suwanee, Ga.	North Gwinnett
7	Cam Hilton	S	6-0	190	So.	St. Louis, Mo.	Webster Groves7
8	Justin Smith	WR	6-7	210	RSFr.	Dublin, Ga.	West Laurens
8	Thomas Wilson	S	5-10	195	Jr.	Suwanee, Ga.	Buford
9	Oke Akushe	DB	5-10	185	Jr.	St. Louis, Mo.	McCluer North
9	Dimetrious Mason	WR	6-0	185	Fr.	Loganville, Ga.	Grayson
9	Hayden Rymer	QB	6-1	210	Fr.	Windermere, Fla.	First Academy
10	Jason Reese	TE	6-5	250	Jr.	Euless, Texas	Trinity
11	Kendall Blanton	TE	6-6	260	So.	Blue Springs, Mo.	(South
11	Aarion Penton	DB	5-10	195	Sr.	St. Louis, Mo.	Christian Brothers
12	Johnathon Johnson	WR	5-10	185	RSFr.	Memphis, Tenn.	Melrose
12	Dominic Nelson	DB	6-0	200	Jr.	Florissant, Mo.	Florissant
13	Spencer Williams	DL	6-3	250	So.	Jacksonville, Fla.	First Coast
13	Micah Wilson	QB	6-3	205	Fr.	Tulsa, Okla.	Lincoln Christian
14	Greg Taylor	S	5-10	200	So.	East St. Louis, Ill.	ESL/Hinds CC
14	Ray Wingo	WR	5-11	185	So.	St. Louis, Mo.	(St. Louis University High
15	Keyon Dilosa	WR	6-3	205	So.	Round Rock, Texas	Round Rock
15	Grant Jones	LB	6-3	225	So.	Columbia, Mo.	Hickman
16	Brock Bondurant	S	6-2	210	Sr.	Memphis, Mo.	Scotland Co. R-1
16	Damarea Crockett	RB	5-11	220	Fr.	Little Rock, Ark.	Christian
16	Marcell Frazier	DL	6-5	260	Jr.	Portland, Ore.	Douglas/College of Siskiyous
17	DeMarkus Acy	DB	6-2	190	Fr.	Dallas, Texas	Wilmer-Hutchins
17	DeSean Blair	WR	6-3	190	So.	Jacksonville, Fla.	Sandalwood
18	Dominic Collins	WR	6-2	180	Jr.	Fullerton, Calif.	El Toro/Saddleback CC
18	Josh Moore	DL	6-5	255	So.	Olathe, Kan.	North
19	Jack Lowary	QB	6-4	220	Jr.	Huntington Beach, Calif.	Mater Dei/Long Beach CC
19	Kaleb Prewett	S	6-1	210	Jr.	Blue Springs, Mo.	Blue Springs/Kansas State
20	Miles Eaddy	RB	6-0	225	Fr.	Plantation, Fla.	American Heritage
21	Christian Holmes	DB	6-1	190	Fr.	Atlanta, Ga.	McNair
21	Ish Witter	RB	5-10	200	Jr.	Tampa, Fla.	Alonso
22	Dawson Downing	RB	6-0	220	Fr.	Mission, Kan.	Bishop Miege
22	Anthony Sherrils	S	6-0	205	Jr.	Kansas City, Mo.	Hogan Prep
24	Terez Hall	LB	6-2	225	So.	Lithonia, Ga.	King
24	Cameron Rivers	S	6-4	200	Jr.	St. Louis, Mo.	McCluer North/Missouri Valley
25	Donavin Newsom	LB	6-2	240	Sr.	St. Louis, Mo.	Parkway North
26	Jake Brents	WR	6-3	210	Sr.	Springfield, Mo.	Kickapoo
26	Corey Fatony	P	5-11	205	So.	Franklin, Tenn.	Franklin
28	Logan Cheadle	DB	5-10	180	Jr.	Lee's Summit, Mo.	West
28	Steven Spadarotto	WR	6-2	185	So.	Santa Maria, Calif.	Righetti
29	Trey Baldwin	LB	6-2	235	Fr.	Houston, Texas	Cypress Falls
29	Nate Strong	RB	6-0	210	So.	East St. Louis, Ill.	ESL/Hinds CC
30	Michael Scherer	LB	6-3	235	Sr.	St. Louis, Mo.	Country Day
31	Finis Stribling IV	DB	5-11	190	So.	Thompson's Station, Tenn.	Independence
32	Tanner Hull	DB	6-0	215	Sr.	Kansas City, Mo.	O'Hara
34	Joey Burkett	LB	6-2	225	Jr.	Jefferson City, Mo.	Jefferson City
36	Daniel Ellinger	WR	6-4	200	Fr.	Jefferson City, Mo.	Jefferson City
38	Eric Beisel	LB	6-3	230	Jr.	Fenton, Mo.	Rockwood Summit
43	Jerney Jones	DB	5-10	185	Fr.	Republic, Mo.	Re public
45	Franklin Agbasimere	LB	6-2	235	RSFr.	Lagos, Nigeria	Montverde [Fla.] Academy
46	Jacob Trump	LB	6-3	230	So.	Kahoka, Mo.	Clark County
47	Cale Garrett	LB	6-3	230	Fr.	Kearney, Mo.	Kearney
48	Roderick Winters	LB	5-11	225	So.	Arlington, Texas	(Bowie
49	Markell Utsey	DL	6-4	290	Fr.	Little Rock, Ark.	Parkview
50	Darvis Holmes	OL	6-5	340	Fr.	Hinesville, Ga.	Long County
51	Ed Cruz	DL	6-2	230	Jr.	Park Hill, Mo.	Central
55	Jordan Harold	DL	6-2	265	Jr.	St. Louis, Mo.	McCluer North
54	Trystan Castillo	OL	6-4	320	Fr.	Webb City, Mo.	Webb City
56	Samson Bailey	OL	6-5	295	So.	Lamar, Mo.	Lamar
57	Alec Abeln	OL	6-3	305	Jr.	St. Louis, Mo.	University HS
61	Adam Roland	OL	6-3	320	So.	St. Louis, Mo.	Oakville
62	Thomas Grossman	OL	6-3	280	So.	St. Louis, Mo.	Chaminade
65	Tanner Owen	OL	6-5	280	RSFr.	Kearney, Mo.	Kearney
66	Adam Ploudre	OL	6-4	315	Jr.	Ballwin, Mo.	Marquette HS

ALPHABETICAL

No.	Name	Pos.
57	Alec Abeln	OL
17	DeMarkus Acy	DB
77	Paul Adams	OL
91	Turner Adams	PK
45	Franklin Agbasimere	LB
9	Oke Akushe	DB
97	Josh Augusta	DL
56	Samson Bailey	OL
29	Trey Baldwin	LB
92	Nick Bartolotta	PK
79	Terry Beckner, Jr.	DL
38	Eric Beisel	LB
1	Chris Black	WR
17	DeSean Blair	WR
11	Kendall Blanton	TE
16	Brock Bondurant	S
26	Jake Brents	WR
7	Nate Brown	WR
34	Joey Burkett	LB
93	Andrew Carr	PK
54	Trystan Castillo	OL
28	Logan Cheadle	DB
18	Dominic Collins	WR
16	Damarea Crockett	RB
51	Ed Cruz	DL
80	Sean Culkin	TE
15	Keyon Dilosa	WR
22	Dawson Downing	RB
67	Jonah Dubinski	OL
20	Miles Eaddy	RB
36	Daniel Ellinger	WR
26	Corey Fatony	P
85	Richaud Floyd	WR
16	Marcell Frazier	DL
47	Cale Garrett	LB
5	John Gibson	DB
62	Thomas Grossman	OL
84	Emanuel Hall	WR
24	Terez Hall	LB
89	Tyler Hanneke	DL
55	Jordan Harold	DL
69	A.J. Harris	OL
91	Charles Harris	DL
95	Rickey Hatley	DL
7	Cam Hilton	S
1	Anthony Hines	DB
21	Christian Holmes	DB
50	Darvis Holmes	OL
88	Nate Howard	DL
76	Tyler Howell	OL
32	Tanner Hull	LB
86	Jake Hurrell	LS
3	Luke Jackson	K
94	Tyrell Jacobs	DL
12	Johnathon Johnson	WR
15	Grant Jones	LB
43	Jerney Jones	DB
41	Eric Laurent	WR
4	Brandon Lee	LB
3	Drew Lock	QB
96	A.J. Logan	DL
7	Jack Lowary	QB
9	Dimetrios Mason	WR
7	Tucker McCann	PK
72	Kyle Mitchell	OL
6	J'Mon Moore	WR
18	Josh Moore	DL
12	Dominic Nelson	DB
25	Donavin Newsom	LB
81	Albert Okwuegbunam	TE
65	Tanner Owen	OL
71	Kevin Pendleton	OL
11	Aarion Penton	DB



#	Name	Pos.	Ht.	Wt.	Yr.	Hometown	High School (Previous)
67	Jonah Dubinski	OL	6-2	290	RSFr.	Columbia, Mo.	Rock Bridge
69	A.J. Harris	OL	6-4	310	RSFr.	Stilwell, Kan.	Blue Valley
71	Kevin Pendleton	OL	6-4	335	So.	Lee's Summit, Mo.	(West)
72	Kyle Mitchell	OL	6-5	330	So.	Fair Oaks, Calif.	Del Campo/American River College
75	Tre'Vour Simms	OL	6-5	350	Fr.	East St. Louis, Ill.	ESL
76	Tyler Howell	OL	6-8	320	Jr.	Bonner Springs, Kan.	Bonner Springs/Butler CC
77	Paul Adams	OL	6-6	315	So.	Nashville, Tenn.	Christ Presbyterian
78	Michael Stannard	OL	6-2	290	Sr.	Columbia, Mo.	Rock Bridge/Memphis
79	Terry Beckner, Jr.	DL	6-4	290	So.	East St. Louis, Ill.	East St. Louis
80	Sean Culkin	TE	6-6	250	Sr.	Indian Rocks Beach, Fla.	Christian
81	Albert Okwuegbunam	TE	6-5	255	Fr.	Springfield, Ill.	Sacred Heart Griffin
81	Harley Whitehouse	LS	6-0	225	RSFr.	St. Louis, Mo.	Parkway Central
84	Emanuel Hall	WR	6-3	205	So.	Franklin, Tenn.	Centennial
85	Richaud Floyd	WR	5-11	185	RSFr.	Gulfport, Miss.	Gulfport
86	Jake Hurrell	LS	6-3	230	Sr.	St. Charles, Mo.	Francis Howell North
87	Eric Laurent	WR	6-2	210	Sr.	Ballwin, Mo.	Parkway South
88	Nate Howard	DL	6-4	240	So.	St. Louis, Mo.	Watkins
89	Tyler Hanneke	DL	6-4	270	Sr.	St. Charles, Mo.	West
89	Brendan Scales	TE	6-4	250	Fr.	Wildwood, Mo.	Lafayette
91	Turner Adams	PK	6-0	205	Jr.	Springfield, Mo.	Kickapoo
91	Charles Harris	DL	6-3	260	Jr.	Kansas City, Mo.	Lincoln Prep
92	Nick Bartolotta	PK	5-6	185	Jr.	St. Louis, Mo.	Fox/Kansas
93	Andrew Carr	PK	6-1	190	So.	Cameron, Mo.	Camero
93	Tre Williams	DL	6-5	250	Fr.	Columbia, Mo.	Rock Bridge
94	Tyrell Jacobs	DL	6-4	280	RSFr.	Kenner, La.	Rummel
95	Rickey Hatley	DL	6-4	320	Sr.	Atlanta, Texas	Atlanta
96	A.J. Logan	DL	6-2	325	Jr.	Columbia, Mo.	Rock Bridge
97	Josh Augusta	DL	6-4	355	Sr.	Peoria, Ill.	Peoria
98	Tucker McCann	PK	6-0	195	Fr.	O'Fallon, Ill.	O'Fallon
99	Ben Tesson	PK	6-1	200	Jr.	Fenton, Mo.	Rockwood Summit

ALPHABETICAL

10	Jason Reese	TE
24	Cameron Rivers	S
61	Adam Roland	OL
5	Alex Ross	RB
6	Tavon Ross	S
9	Hayden Rymer	QB
89	Brendan Scales	TE
30	Michael Scherer	LB
22	Anthony Sherrills	DB
75	Tre'Vour Simms	OL
8	Justin Smith	WR
28	Steven Spadarotto	WR
78	Michael Stannard	OL
31	Finis Stribling IV	DB
29	Nate Strong	RB
14	Greg Taylor	S
99	Ben Tesson	PK
46	Jacob Trump	LB
49	Markell Utsey	DL
2	T.J. Warren	DB
81	Harley Whitehouse	LS
4	Ryan Williams	RB
13	Spencer Williams	DL
93	Tre Williams	DL
13	Micah Wilson	QB
8	Thomas Wilson	S
14	Ray Wingo	WR
48	Roderick Winters	LB
21	Ish Witter	RB
1	Marvin Zanders	QB

Senior LB
Donavin Newsom

Senior CB
Aarion Penton



PRO-NUN-SEE-AY-SHUN GUIDE

PLAYERS	PLAY - urz	PLAYERS	PLAY - urz	HOMETOWNS	HOHM TOWNZ
Alec ABELN	ABE - linn	Albert OKWUEGBUNAM	OH-kwu-AYE-boo-NAM	Fortuna	FORE-tuna
Franklin AGBASIMERE	ag - BAZZ - uh - meer	AARION Penton	AIR - ee - on	Kahoka	KUH-ho-kuh
OKE AKUSHE	O-key / uh-KOOSH-ay	RONNELL Perkins	ron - NELL	Kearney	CAR-knee
Nick BARTOLOTTA	BART-oh-lotta	Adam PLOUDRE	PLUE - dray	Olathe	OH-lay-thuh
Eric BEISEL	BUY - zul	TAVON Ross	TAY - von	Suwanee	sue-WHA-knee
DeSEAN Blair	duh - SHAWN	Michael SCHERER	SHEER		
Joey BURKETT	BURK - it	TRE'VOUR Simms	TRAY-vore		
Trystan CASTILLO	CASS-tee-oh	Micahel STANNARD	STAN-urd		
Logan CHEADLE	CHEE - dull	FINIS STRIBLING	FINE - iss / STRIH - bling		
DAMAREA Crockett	DUH-marr-ee-aye	Markell UTSEY	UH-t-see		
Keyon DILOSA	dih - LOW - suh				
Cory FATONY	fuh - TOE - nee				
RICHAUD Floyd	rish - ODD				
Tyler HANNEKE	HAN - uh - kee				
Jake HURRELL	HURL				
Eric LAURENT	lore - RENT				
DIMETRIOS Mason	DUH-mee-TREE-us				
J'MON Moore	JAY - mon				

COACHES	KOE - chuz
Barry ODOM	OWE - dum
DEMONTIE Cross	duh-MONTY
Josh HEUPEL	HIGH-pull
Glen ELARBEE	ELL-ur-bee

**OFFENSE**

LT	76	Tyler Howell	6-8	320	Jr.	
	72	Kyle Mitchell	6-5	330	So.	
LG	71	Kevin Pendleton	6-4	335	RSSo.	1L
	54	Trystan Castillo	6-4	320	Fr.	
C	56	Samson Bailey	6-4	295	RSSo.	1L
	78	Michael Stannard	6-2	290	RSSr.	
	67	Jonah Dubinski	6-2	290	RSFr.	
RG	57	Alec Abeln	6-3	305	RSJr.	1L
	66	Adam Ploudre	6-4	315	RSJr.	
RT	77	Paul Adams	6-6	315	RSSo.	1L
	75	Tre'Vour Simms	6-5	350	Fr.	
TE	80	Sean Culkin	6-6	250	Sr.	3L
	10	Jason Reese	6-5	250	Jr.	2L -OR-
	11	Kendall Blanton	6-6	260	RSSo.	1L
QB	3	Drew Lock	6-4	220	So.	1L
	2	Marvin Zanders	6-1	200	RSSo.	
TB	21	Ish Witter	5-10	200	Jr.	2L -OR-
	16	Damarea Crockett	5-11	220	Fr.	
WR	6	J'Mon Moore	6-3	205	Jr.	2L
	87	Eric Laurent	6-2	210	RSSr.	1L -OR-
	18	Dominic Collins	6-2	180	Jr.	
WR	12	Johnathon Johnson	5-10	185	RSFr.	-OR-
	1	Chris Black	6-0	190	RSSr.	-OR-
WR	14	Ray Wingo	5-11	185	RSSo.	
	84	Emanuel Hall	6-3	205	So.	1L -OR-
	9	Dimetrios Mason	6-0	185	Fr.	

DEFENSE

DE	16	Marcell Frazier	6-5	260	RSJr.	1L
	55	Jordan Harold	6-2	265	Jr.	
DT	95	Rickey Hatley	6-4	320	RSSr.	3L -OR-
	79	Terry Beckner, Jr.	6-4	290	So.	1L
DT	96	A.J. Logan	6-2	325	RSJr.	1L
	97	Josh Augusta	6-4	355	Sr.	3L
DE	91	Charles Harris	6-3	260	RSJr.	2L
	13	Spencer Williams	6-3	250	RSSo.	
LB	25	Donavin Newsom	6-2	240	Sr.	3L
	24	Terez Hall	6-2	225	So.	1L
LB	30	Michael Scherer	6-3	235	RSSr.	3L
	34	Joey Burkett	6-2	225	RSJr.	2L
LB	47	Cale Garrett	6-3	230	Fr.	
	4	Brandon Lee	6-2	225	RSSo.	1L
CB	5	John Gibson	6-0	195	Sr.	3L
	17	DeMarkus Acy	6-2	190	Fr.	
CB	11	Aarion Penton	5-10	195	Sr.	3L
	28	Logan Cheadle	5-10	180	Jr.	2L
SS	3	Ronnell Perkins	6-0	200	RSFr.	-OR-
	22	Anthony Sherrills	6-0	205	Jr.	2L
FS	8	Thomas Wilson	5-10	195	Jr.	2L
	7	Cam Hilton	6-0	190	So.	1L

SPECIAL TEAMS

PK	98	Tucker McCann	6-0	195	Fr.	
	91	Turner Adams	6-0	205	Jr.	
H	26	Jake Brents	6-3	210	RSSr.	
	86	Jake Hurrell	6-3	230	Sr.	3L
LS						
KR	5	Alex Ross	6-1	220	Sr.	
	14	Greg Taylor	5-10	200	So.	
P	16	Damarea Crockett	5-11	220	Fr.	
	26	Corey Fatony	5-11	205	So.	1L
PR	12	Johnathon Johnson	5-10	185	RSFr.	-AND-
	1	Chris Black	6-0	190	RSSr.	



2016 Mizzou Tiger Football
Mizzou Tigers Combined Team Statistics (as of Oct 16, 2016)
All games



Date	Opponent	Score	Att.
Sep 3, 2016	at West Virginia	L 11-26	60125
Sep 10, 2016	EASTERN MICHIGAN	W 61-21	51192
* Sep 17, 2016	#13 GEORGIA	L 27-28	57098
Sep 23, 2016	DELAWARE STATE	W 79-0	53472
* Oct 01, 2016	at LSU	L 7-42	102071
* Oct 15, 2016	at #18 Florida	L 14-40	88825

Record:	Overall	Home	Away	Neutral
All games	2-4	2-1	0-3	0-0
Conference	0-3	0-1	0-2	0-0
Non-Conference	2-1	2-0	0-1	0-0

Team Statistics	MU	OPP
FIRST DOWNS	138	130
Rushing	64	52
Passing	65	69
Penalty	9	9
RUSHING YARDAGE	1055	1232
Rushing Attempts	229	249
Average Per Rush	4.6	4.9
Average Per Game	175.8	205.3
TDs Rushing	9	12
PASSING YARDAGE	1851	1396
Comp-Att-Int	128-230-6	124-233-10
Average Per Pass	8.0	6.0
Average Per Catch	14.5	11.3
Average Per Game	308.5	232.7
TDs Passing	16	5
TOTAL OFFENSE	2906	2628
Average Per Play	6.3	5.5
Average Per Game	484.3	438.0
KICK RETURNS: #-Yards	18-342	12-317
PUNT RETURNS: #-Yards	11-143	13-44
INT RETURNS: #-Yards	10-126	6-142
FUMBLES-LOST	13-6	5-4
PENALTIES-Yards	37-310	37-281
PUNTS-AVG	36-44.1	38-40.6
TIME OF POSSESSION/Game	24:13	36:37
3RD-DOWN Conversions	39/92	41/98
4TH-DOWN Conversions	4/8	1/3

Interceptions	no.	yds	avg	td	lg
Gibson, John	3	20	6.7	0	18
Penton, Aarion	3	63	21.0	0	63
Hilton, Cam	1	27	27.0	0	27
Burkett, Joey	1	1	1.0	1	1
Scherer, Michael	1	19	19.0	0	19
Sherrills, Anthony	1	-4	-4.0	0	0

Punting	no.	yds	avg	lg	tb	fc	i20	50+	blk
Fatony, Corey	36	1587	44.1	60	1	8	15	10	0

Punt Returns	no.	yds	avg	td	lg
Black, Chris	6	74	12.3	0	51
Johnson, Johnathon	5	69	13.8	1	54
Total	11	143	13.0	1	54
Opponents	13	44	3.4	0	16

Kick Returns	no.	yds	avg	td	lg
Johnson, Johnathon	9	162	18.0	0	36
Crockett, Damarea	5	89	17.8	0	24
Ross, Alex	4	91	22.8	0	26
Total	18	342	19.0	0	36
Opponents	12	317	26.4	1	44

All Purpose	g	rush	rcv	pr	kr	ir	total	avg/g
Crockett, Damare	6	390	11	0	89	0	490	81.7
Moore, J'Mon	6	0	465	0	0	0	465	77.5
Johnson, Johnat	6	0	205	69	162	0	436	72.7
Witter, Ish	6	339	43	0	0	0	382	63.7
Black, Chris	6	0	199	74	0	0	273	45.5
Total	6	1055	1851	143	342	126	3517	586.2
Opponents	6	1232	1396	44	317	142	3131	521.8

Total Offense	g	plays	rush	pass	total	avg/g
Lock, Drew	6	235	42	1714	1756	292.7
Crockett, Damarea	6	54	390	0	390	65.0
Witter, Ish	6	83	339	0	339	56.5
Zanders, Marvin	5	38	164	105	269	53.8
Ross, Alex	4	22	69	0	69	17.2
Total	6	459	1055	1851	2906	484.3
Opponents	6	482	1232	1396	2628	438.0

Rushing	gp-gs	att	gain	loss	net	avg	td	lg	avg/g
Crockett, Damarea	6-1	54	390	0	390	7.2	3	38	65.0
Witter, Ish	6-5	83	347	8	339	4.1	3	19	56.5
Zanders, Marvin	5-0	27	177	13	164	6.1	2	31	32.8
Ross, Alex	4-0	22	74	5	69	3.1	0	10	17.2
Williams, Ryan	1-0	9	51	0	51	5.7	0	12	51.0
Lock, Drew	6-6	18	68	26	42	2.3	0	12	7.0
Strong, Nate	2-0	5	30	0	30	6.0	0	9	15.0
Mason, Dimetrios	5-2	1	9	0	9	9.0	0	9	1.8
Augusta, Josh	6-0	5	7	0	7	1.4	1	2	1.2
Total	6	229	1153	98	1055	4.6	9	38	175.8
Opponents	6	249	1354	122	1232	4.9	12	60	205.3

Passing	gp-gs	effic	comp-att-int	pct	yds	td	lg	avg/g
Lock, Drew	6-6	136.03	117-217-6	53.9	1714	14	87	285.7
Zanders, Marvin	5-0	192.00	9-11-0	81.8	105	1	34	21.0
Fatony, Corey	6-0	192.40	1-1-0	100.0	11	0	11	1.8
Laurent, Eric	6-0	606.40	1-1-0	100.0	21	1	21	3.5
Total	6	140.99	128-230-6	55.7	1851	16	87	308.5
Opponents	6	102.04	124-233-10	53.2	1396	5	46	232.7

Receiving	gp-gs	no.	yds	avg	td	lg	avg/g
Moore, J'Mon	6-6	28	465	16.6	6	79	77.5
Mason, Dimetrios	5-2	17	208	12.2	0	32	41.6
Hall, Emanuel	5-4	14	241	17.2	2	49	48.2
Black, Chris	6-0	14	199	14.2	1	33	33.2
Johnson, Johnathon	6-4	12	205	17.1	1	87	34.2
Reese, Jason	6-3	7	82	11.7	2	24	13.7
Culkin, Sean	4-2	7	70	10.0	0	20	17.5
Blanton, Kendall	6-2	6	57	9.5	1	17	9.5
Wingo, Ray	5-0	4	126	31.5	1	68	25.2
Witter, Ish	6-5	4	43	10.8	0	19	7.2
Crockett, Damarea	6-1	3	11	3.7	0	9	1.8
Floyd, Richaud	3-0	2	45	22.5	0	34	15.0
Hanneke, Tyler	6-1	2	26	13.0	0	16	4.3
Dilosa, Keyon	3-0	2	7	3.5	0	5	2.3
Collins, Dominic	1-0	1	22	22.0	0	22	22.0
Total	6	128	1851	14.5	16	87	308.5
Opponents	6	124	1396	11.3	5	46	232.7

Field Goals	fg	pct.	01-19	20-29	30-39	40-49	50-99	lg	blk
McCann, Tucker	4-6	66.7	0-0	1-2	2-2	1-2	0-0	46	0

Scoring	td	fg	kick	PAT rush	rcv	pass	dxp	saf	pts
Moore, J'Mon	6	-	-	-	1	-	-	-	38
McCann, Tucker	-	4-6	21-23	-	-	-	-	-	33
Witter, Ish	3	-	-	-	-	-	-	-	18
Crockett, Damarea	3	-	-	-	-	-	-	-	18
Johnson, Johnathon	2	-	-	-	-	-	-	-	12
Reese, Jason	2	-	-	-	-	-	-	-	12
Zanders, Marvin	2	-	-	-	-	-	-	-	12
Hall, Emanuel	2	-	-	-	-	-	-	-	12
Laurent, Eric	1	-	-	-	-	-	-	-	6
Burkett, Joey	1	-	-	-	-	-	-	-	6
Augusta, Josh	1	-	-	-	-	-	-	-	6
Wingo, Ray	1	-	-	-	-	-	-	-	6
Blanton, Kendall	1	-	-	-	-	-	-	-	6
Black, Chris	1	-	-	-	-	-	-	-	6
Lock, Drew	1	-	-	-	1-1	-	-	-	6
Total	27	4-6	23-26	-	1	1-1	-	-	199
Opponents	20	6-11	19-19	-	-	0-1	-	-	157

Score by Quarters	1st	2nd	3rd	4th	OT	Total
Mizzou Tigers	54	60	42	43	0	199
Opponents	24	58	37	38	0	157

##	Defensive Leaders	gp-gs	ua	Tackles a tot	tfl/yds	Sacks no-yds	Pass defense int-yds brup	Fumbles qbh rcv-yds	blkd ff kick	saf
----	-------------------	-------	----	------------------	---------	-----------------	------------------------------	------------------------	-----------------	-----



2016 Mizzou Tiger Football
Mizzou Tigers Overall Team Statistics (as of Oct 16, 2016)
All games



Team Statistics	MU	OPP
SCORING	199	157
Points Per Game	33.2	26.2
Points Off Turnovers	49	38
FIRST DOWNS	138	130
Rushing	64	52
Passing	65	69
Penalty	9	9
RUSHING YARDAGE	1055	1232
Yards gained rushing	1153	1354
Yards lost rushing	98	122
Rushing Attempts	229	249
Average Per Rush	4.6	4.9
Average Per Game	175.8	205.3
TDs Rushing	9	12
PASSING YARDAGE	1851	1396
Comp-Att-Int	128-230-6	124-233-10
Average Per Pass	8.0	6.0
Average Per Catch	14.5	11.3
Average Per Game	308.5	232.7
TDs Passing	16	5
TOTAL OFFENSE	2906	2628
Total Plays	459	482
Average Per Play	6.3	5.5
Average Per Game	484.3	438.0
KICK RETURNS: #-Yards	18-342	12-317
PUNT RETURNS: #-Yards	11-143	13-44
INT RETURNS: #-Yards	10-126	6-142
KICK RETURN AVERAGE	19.0	26.4
PUNT RETURN AVERAGE	13.0	3.4
INT RETURN AVERAGE	12.6	23.7
FUMBLES-LOST	13-6	5-4
PENALTIES-Yards	37-310	37-281
Average Per Game	51.7	46.8
PUNTS-Yards	36-1587	38-1542
Average Per Punt	44.1	40.6
Net punt average	42.3	34.2
KICKOFFS-Yards	36-2279	32-2001
Average Per Kick	63.3	62.5
Net kick average	37.8	41.7
TIME OF POSSESSION/Game	24:13	36:37
3RD-DOWN Conversions	39/92	41/98
3rd-Down Pct	42%	42%
4TH-DOWN Conversions	4/8	1/3
4th-Down Pct	50%	33%
SACKS BY-Yards	10-48	3-24
MISC YARDS	0	0
TOUCHDOWNS SCORED	27	20
FIELD GOALS-ATTEMPTS	4-6	6-11
ON-SIDE KICKS	1-1	0-0
RED-ZONE SCORES	(21-28) 75%	(18-23) 78%
RED-ZONE TOUCHDOWNS	(18-28) 64%	(13-23) 57%
PAT-ATTEMPTS	(23-26) 88%	(19-19) 100%
ATTENDANCE	161762	251021
Games/Avg Per Game	3/53921	3/83674
Neutral Site Games		0/0

Score by Quarters	1st	2nd	3rd	4th	OT	Total
Mizzou Tigers	54	60	42	43	0	199
Opponents	24	58	37	38	0	157



2016 Mizzou Tiger Football
Mizzou Tigers Overall Individual Statistics (as of Oct 16, 2016)
All games



Rushing	gp-gs	att	gain	loss	net	avg	td	lg	avg/g
Crockett, Damarea	6-1	54	390	0	390	7.2	3	38	65.0
Witter, Ish	6-5	83	347	8	339	4.1	3	19	56.5
Zanders, Marvin	5-0	27	177	13	164	6.1	2	31	32.8
Ross, Alex	4-0	22	74	5	69	3.1	0	10	17.2
Williams, Ryan	1-0	9	51	0	51	5.7	0	12	51.0
Lock, Drew	6-6	18	68	26	42	2.3	0	12	7.0
Strong, Nate	2-0	5	30	0	30	6.0	0	9	15.0
Mason, Dimetrios	5-2	1	9	0	9	9.0	0	9	1.8
Augusta, Josh	6-0	5	7	0	7	1.4	1	2	1.2
TEAM	4-0	5	0	46	-46	-9.2	0	0	-11.5
Total	6	229	1153	98	1055	4.6	9	38	175.8
Opponents	6	249	1354	122	1232	4.9	12	60	205.3

Passing	gp-gs	effic	comp-att-int	pct	yds	td	lg	avg/g
Lock, Drew	6-6	136.03	117-217-6	53.9	1714	14	87	285.7
Zanders, Marvin	5-0	192.00	9-11-0	81.8	105	1	34	21.0
Fatony, Corey	6-0	192.40	1-1-0	100.0	11	0	11	1.8
Laurent, Eric	6-0	606.40	1-1-0	100.0	21	1	21	3.5
Total	6	140.99	128-230-6	55.7	1851	16	87	308.5
Opponents	6	102.04	124-233-10	53.2	1396	5	46	232.7

Receiving	gp-gs	no.	yds	avg	td	lg	avg/g
Moore, J'Mon	6-6	28	465	16.6	6	79	77.5
Mason, Dimetrios	5-2	17	208	12.2	0	32	41.6
Hall, Emanuel	5-4	14	241	17.2	2	49	48.2
Black, Chris	6-0	14	199	14.2	1	33	33.2
Johnson, Johnathon	6-4	12	205	17.1	1	87	34.2
Reese, Jason	6-3	7	82	11.7	2	24	13.7
Culkin, Sean	4-2	7	70	10.0	0	20	17.5
Blanton, Kendall	6-2	6	57	9.5	1	17	9.5
Wingo, Ray	5-0	4	126	31.5	1	68	25.2
Witter, Ish	6-5	4	43	10.8	0	19	7.2
Crockett, Damarea	6-1	3	11	3.7	0	9	1.8
Floyd, Richaud	3-0	2	45	22.5	0	34	15.0
Hanneke, Tyler	6-1	2	26	13.0	0	16	4.3
Dilosa, Keyon	3-0	2	7	3.5	0	5	2.3
Collins, Dominic	1-0	1	22	22.0	0	22	22.0
Lock, Drew	6-6	1	21	21.0	1	21	3.5
Sherrils, Anthony	6-4	1	11	11.0	0	11	1.8
Smith, Justin	3-0	1	7	7.0	0	7	2.3
Ross, Alex	4-0	1	3	3.0	0	3	0.8
Laurent, Eric	6-0	1	2	2.0	1	2	0.3
Total	6	128	1851	14.5	16	87	308.5
Opponents	6	124	1396	11.3	5	46	232.7

Punt Returns	no.	yds	avg	td	lg
Black, Chris	6	74	12.3	0	51
Johnson, Johnathon	5	69	13.8	1	54
Total	11	143	13.0	1	54
Opponents	13	44	3.4	0	16

Interceptions	no.	yds	avg	td	lg
Gibson, John	3	20	6.7	0	18
Penton, Aarion	3	63	21.0	0	63
Burkett, Joey	1	1	1.0	1	1
Hilton, Cam	1	27	27.0	0	27
Scherer, Michael	1	19	19.0	0	19
Sherrils, Anthony	1	-4	-4.0	0	0
Total	10	126	12.6	1	63
Opponents	6	142	23.7	2	78

Kick Returns	no.	yds	avg	td	lg
Johnson, Johnathon	9	162	18.0	0	36
Crockett, Damarea	5	89	17.8	0	24
Ross, Alex	4	91	22.8	0	26
Total	18	342	19.0	0	36
Opponents	12	317	26.4	1	44

Fumble Returns	no.	yds	avg	td	lg
Lee, Brandon	1	2	2.0	0	2
Total	1	2	2.0	0	2
Opponents	0	0	0.0	0	0



2016 Mizzou Tiger Football
Mizzou Tigers Overall Individual Statistics (as of Oct 16, 2016)
All games



Scoring	td	fg	PAT				dxp	saf	pts
			kick	rush	rcv	pass			
Moore, J'Mon	6	-	-	-	1	-	-	-	38
McCann, Tucker	-	4-6	21-23	-	-	-	-	-	33
Witter, Ish	3	-	-	-	-	-	-	-	18
Crockett, Damarea	3	-	-	-	-	-	-	-	18
Reese, Jason	2	-	-	-	-	-	-	-	12
Hall, Emanuel	2	-	-	-	-	-	-	-	12
Johnson, Johnathon	2	-	-	-	-	-	-	-	12
Zanders, Marvin	2	-	-	-	-	-	-	-	12
Black, Chris	1	-	-	-	-	-	-	-	6
Burkett, Joey	1	-	-	-	-	-	-	-	6
Augusta, Josh	1	-	-	-	-	-	-	-	6
Blanton, Kendall	1	-	-	-	-	-	-	-	6
Laurent, Eric	1	-	-	-	-	-	-	-	6
Wingo, Ray	1	-	-	-	-	-	-	-	6
Lock, Drew	1	-	-	-	-	1-1	-	-	6
Adams, Turner	-	-	2-3	-	-	-	-	-	2
Total	27	4-6	23-26	-	1	1-1	-	-	199
Opponents	20	6-11	19-19	-	-	0-1	-	-	157

Total Offense	g	plays	rush	pass	total	avg/g
Lock, Drew	6	235	42	1714	1756	292.7
Crockett, Damarea	6	54	390	0	390	65.0
Witter, Ish	6	83	339	0	339	56.5
Zanders, Marvin	5	38	164	105	269	53.8
Ross, Alex	4	22	69	0	69	17.2
Williams, Ryan	1	9	51	0	51	51.0
Strong, Nate	2	5	30	0	30	15.0
Laurent, Eric	6	1	0	21	21	3.5
Fatony, Corey	6	1	0	11	11	1.8
Mason, Dimetrios	5	1	9	0	9	1.8
Augusta, Josh	6	5	7	0	7	1.2
TEAM	4	5	-46	0	-46	-11.5
Total	6	459	1055	1851	2906	484.3
Opponents	6	482	1232	1396	2628	438.0

Field Goals	fg	pct.	01-19	20-29	30-39	40-49	50-99	lg	blk
McCann, Tucker	4-6	66.7	0-0	1-2	2-2	1-2	0-0	46	0

FG Sequence	Mizzou Tigers	Opponents
West Virginia	(24),24,42	(19),(26),(21),(33)
Eastern Michigan	-	41
Georgia	(33),(46)	23,38
Delaware State	(31)	-
LSU	-	47
Florida	-	32,(53),(24)

Punting	no.	yds	avg	lg	tb	fc	i20	50+	blk
Fatony, Corey	36	1587	44.1	60	1	8	15	10	0
Total	36	1587	44.1	60	1	8	15	10	0
Opponents	38	1542	40.6	63	5	9	12	7	0

Kickoffs	no.	yds	avg	tb	ob	retn	net	ydln
McCann, Tucker	36	2279	63.3	24	0			
Total	36	2279	63.3	24	0	26.4	37.8	27
Opponents	32	2001	62.5	13	1	19.0	41.7	23

Numbers in (parentheses) indicate field goal was made.



2016 Mizzou Tiger Football
Mizzou Tigers Overall Individual Statistics (as of Oct 16, 2016)
All games



All Purpose	g	rush	rcv	pr	kr	ir	total	avg/g
Crockett, Damar	6	390	11	0	89	0	490	81.7
Moore, J'Mon	6	0	465	0	0	0	465	77.5
Johnson, Johnat	6	0	205	69	162	0	436	72.7
Witter, Ish	6	339	43	0	0	0	382	63.7
Black, Chris	6	0	199	74	0	0	273	45.5
Hall, Emanuel	5	0	241	0	0	0	241	48.2
Mason, Dimetrio	5	9	208	0	0	0	217	43.4
Zanders, Marvin	5	164	0	0	0	0	164	32.8
Ross, Alex	4	69	3	0	91	0	163	40.8
Wingo, Ray	5	0	126	0	0	0	126	25.2
Reese, Jason	6	0	82	0	0	0	82	13.7
Culkin, Sean	4	0	70	0	0	0	70	17.5
Penton, Aarion	6	0	0	0	0	63	63	10.5
Lock, Drew	6	42	21	0	0	0	63	10.5
Blanton, Kendall	6	0	57	0	0	0	57	9.5
Williams, Ryan	1	51	0	0	0	0	51	51.0
Floyd, Richaud	3	0	45	0	0	0	45	15.0
Strong, Nate	2	30	0	0	0	0	30	15.0
Hilton, Cam	5	0	0	0	0	27	27	5.4
Hanneke, Tyler	6	0	26	0	0	0	26	4.3
Collins, Dominic	1	0	22	0	0	0	22	22.0
Gibson, John	6	0	0	0	0	20	20	3.3
Scherer, Michael	6	0	0	0	0	19	19	3.2
Sherrils, Anthon	6	0	11	0	0	-4	7	1.2
Dilosa, Keyon	3	0	7	0	0	0	7	2.3
Augusta, Josh	6	7	0	0	0	0	7	1.2
Smith, Justin	3	0	7	0	0	0	7	2.3
Laurent, Eric	6	0	2	0	0	0	2	0.3
Burkett, Joey	6	0	0	0	0	1	1	0.2
TEAM	4	-46	0	0	0	0	-46	-11.5
Total	6	1055	1851	143	342	126	3517	586.2
Opponents	6	1232	1396	44	317	142	3131	521.8



2016 Mizzou Tiger Football
Mizzou Tigers Overall Defensive Statistics (as of Oct 16, 2016)
All games



##	Defensive Leaders	gp-gs	Tackles				Sacks	Pass defense			Fumbles		blkd	
			ua	a	tot	tfl/yds		int-yds	brup	qbh	rcv-yds	ff	kick	saf
30	Scherer, Michael	6-6	24	28	52	3.5-4	0.5-0	1-19	2	2
8D	Wilson, Thomas	6-6	31	17	48	1.5-2	.	.	2	.	1	.	.	.
25	Newsom, Donavin	6-6	24	17	41	2.0-7	2.0-7	.	2
22	Sherrills, Anthony	6-4	23	8	31	1.0-6	.	1--4
91	Harris, Charles	6-6	9	15	24	4.5-24	3.5-15	.	1	4	.	1	.	.
1X	Penton, Aarion	6-5	17	6	23	.	.	3-63	7
34	Burkett, Joey	6-5	14	8	22	1.0-1	.	1-1
79	Beckner, Terry	6-0	14	6	20	1.0-1	.	.	.	3	1-0	.	.	.
47	Garrett, Cale	6-1	9	11	20	2.0-7	.	.	1
1F	Frazier, Marcell	6-1	5	12	17	1.0-8	1.0-8	.	2	.	2-0	1	.	.
3D	Perkins, Ronnell	6-1	10	7	17	0.5-1	.	.	1	1
5D	Gibson, John	6-6	10	6	16	.	.	3-20	5
95	Hatley, Rickey	6-6	8	6	14	1.0-10	1.0-10	.	.	2
7D	Hilton, Cam	5-1	9	4	13	.	.	1-27	3
4D	Lee, Brandon	6-0	6	7	13	1.0-4	.	.	1	.	1-2	1	.	.
24	Hall, Terez	4-0	7	6	13	1.0-1
13	Williams, Spencer	6-3	9	3	12	3
97	Augusta, Josh	6-0	9	2	11	3.0-8	1.0-5	.	.	1
96	Logan, A.J.	6-6	2	7	9	0.5-0	.	.	.	1
8Z	Harold, Jordan	6-2	2	3	5	1.0-3	1.0-3
38	Beisel, Eric	6-0	4	.	4	.	.	.	1
1A	Acy, DeMarkus	6-1	3	1	4	.	.	.	2
28	Cheadle, Logan	3-0	3	.	3	.	.	.	3
1D	Hines, Anthony	6-0	3	.	3
86	Hurrell, Jake	6-0	1	1	2
1M	Moore, Josh	2-0	1	1	2	0.5-1
32	Hull, Tanner	3-0	2	.	2
6	Moore, J'Mon	6-6	2	.	2
49	Utsey, Markell	2-0	.	2	2
1Y	Taylor, Greg	5-0	1	.	1
87	Laurent, Eric	6-0	1	.	1
94	Jacobs, Tyrell	1-0	1	.	1	1.0-6
6D	Ross, Tavon	1-0	1	.	1
2X	Holmes, Christian	5-0	1
Total		6	265	184	449	27-94	10-48	10-126	34	17	4-2	4	.	.
Opponents		6	250	170	420	12-41	3-24	6-142	21	14	6-0	7	.	.



2016 Mizzou Tiger Football
Mizzou Tigers Team Game-by-Game (as of Oct 16, 2016)
All games



TEAM STATISTICS

Date	Opponent	Rushing				Receiving				Passing				Kick Returns				Punt Returns				tot off
		no.	yds	td	lg	no.	yds	td	lg	cmp-att-int	yds	td	lg	no.	yds	td	lg	no.	yds	td	lg	
Sep 3	at West Virginia	47	180	0	21	24	282	1	42	24-53-0	282	1	42	3	59	0	23	1	2	0	2	462
Sep 10	EASTERN MICHIGAN	38	170	2	26	27	477	5	87	27-40-0	477	5	87	3	64	0	24	3	73	1	54	647
Sep 17	GEORGIA	37	95	0	11	23	376	3	79	23-38-3	376	3	79	5	92	0	36	3	-5	0	2	471
Sep 23	DELAWARE STATE	39	268	5	31	29	430	6	46	29-39-0	430	6	46	1	10	0	10	3	69	0	51	698
Oct 01	at LSU	22	77	0	21	18	188	1	21	18-38-1	188	1	21	4	71	0	22	1	4	0	4	265
Oct 15	at Florida	46	265	2	38	7	98	0	34	7-22-2	98	0	34	2	46	0	26	0	0	0	0	363
Mizzou Tigers		229	1055	9	38	128	1851	16	87	128-230-6	1851	16	87	18	342	0	36	11	143	1	54	2906
		249	1232	12	60	124	1396	5	46	124-233-10	1396	5	46	12	317	1	44	13	44	0	16	2628

Games: 6 • Avg/rush: 4.6 • Avg/catch: 14.5 • Pass effic: 140.99 • KR avg: 19.0 • PR avg: 13.0 • All purpose avg/game: 586.2 • Total offense avg/gm: 484.3

Date	Opponent	Tackles				Sacks	Fumble		Pass Defense			blkd	PAT Attempts			off		
		ua	a	total	tfl-yds	no-yds	ff	fr-yds	int-yds	qbh	brup	kick	kick	rush	rcv	saf	t/o	pts
Sep 3	at West Virginia	69	6	75	6.0-15	0.0-0	0	1-0	2--4	0	1	0	0-0	0	1	0	0	11
Sep 10	EASTERN MICHIGAN	44	28	72	4.0-9	1.0-5	0	0-0	2-64	3	15	0	7-9	0	0	0	7	61
Sep 17	GEORGIA	54	20	74	7.0-36	4.0-24	0	0-0	1-27	2	8	0	3-3	0	0	0	7	27
Sep 23	DELAWARE STATE	36	14	50	6.0-25	3.0-13	2	2-2	2-37	6	5	0	10-11	0	0	0	21	79
Oct 01	at LSU	31	72	103	2.0-2	1.0-1	0	0-0	0-0	1	1	0	1-1	0	0	0	0	7
Oct 15	at Florida	31	44	75	2.0-7	1.0-5	2	1-0	3-2	5	4	0	2-2	0	0	0	14	14
Mizzou Tigers		265	184	449	27.0-94	10.0-48	4	4-2	10-126	17	34	0	23-26	0	1	0	49	199
		250	170	420	12.0-41	3.0-24	7	6-0	6-142	14	21	0	19-19	0	0	0	38	157

		Punting									Field Goals			Kickoffs				
Date	Opponent	no.	yds	avg	long	blkd	tb	fc	50+	i20	md-att	long	blkd	no.	yds	avg	tb	ob
Sep 3	at West Virginia	8	314	39.2	50	0	0	0	1	3	1-3	24	0	2	122	61.0	0	0
Sep 10	EASTERN MICHIGAN	4	175	43.8	56	0	0	1	1	2	0-0	0	0	10	650	65.0	10	0
Sep 17	GEORGIA	5	252	50.4	60	0	1	0	3	1	2-2	46	0	6	390	65.0	5	0
Sep 23	DELAWARE STATE	1	45	45.0	45	0	0	1	0	1	1-1	31	0	13	848	65.2	6	0
Oct 01	at LSU	8	353	44.1	54	0	0	4	2	6	0-0	0	0	2	130	65.0	2	0
Oct 15	at Florida	10	448	44.8	59	0	0	2	3	2	0-0	0	0	3	139	46.3	1	0
Mizzou Tigers		36	1587	44.1	60	0	1	8	10	15	4-6	46	0	36	2279	63.3	24	0
		38	1542	40.6	63	0	5	9	7	12	6-11	53	0	32	2001	62.5	13	1



2016 Mizzou Tiger Football
Mizzou Tigers Opponent Game-by-Game (as of Oct 16, 2016)
All games



OPPONENT STATISTICS

Date	Opponent	Rushing				Receiving				Passing				Kick Returns				Punt Returns				tot off
		no.	yds	td	lg	no.	yds	td	lg	cmp-att-int	yds	td	lg	no.	yds	td	lg	no.	yds	td	lg	
Sep 3	at West Virginia	48	241	2	29	23	253	0	29	23-37-2	253	0	29	2	64	0	34	4	7	0	8	494
Sep 10	EASTERN MICHIGAN	46	141	2	30	23	287	1	32	23-45-2	287	1	32	0	0	0	0	0	0	0	0	428
Sep 17	GEORGIA	38	101	1	16	29	308	3	32	29-55-1	308	3	32	1	31	0	31	2	25	0	16	409
Sep 23	DELAWARE STATE	26	44	0	12	12	96	0	21	12-28-2	96	0	21	7	137	0	31	0	0	0	0	140
Oct 01	at LSU	52	418	6	60	19	216	0	41	19-30-0	216	0	41	0	0	0	0	2	4	0	4	634
Oct 15	at Florida	39	287	1	59	18	236	1	46	18-38-3	236	1	46	2	85	1	44	5	8	0	10	523
Opponents		249	1232	12	60	124	1396	5	46	124-233-10	1396	5	46	12	317	1	44	13	44	0	16	2628
		229	1055	9	38	128	1851	16	87	128-230-6	1851	16	87	18	342	0	36	11	143	1	54	2906

Games: 6 • Avg/rush: 4.9 • Avg/catch: 11.3 • Pass effic: 102.04 • KR avg: 26.4 • PR avg: 3.4 • All purpose avg/game: 521.8 • Total offense avg/gm: 438.0

		Tackles				Sacks	Fumble		Pass Defense			blkd	PAT Attempts			off		
Date	Opponent	ua	a	total	tfl-yds	no-yds	ff	fr-yds	int-yds	qbh	brup	kick	kick	rush	rcv	saf	t/o	pts
Sep 3	at West Virginia	65	10	75	3.0-13	1.0-9	1	1-0	0-0	0	6	0	2-2	0	0	0	3	26
Sep 10	EASTERN MICHIGAN	46	28	74	2.0-4	0.0-0	2	2-0	0-0	1	1	0	3-3	0	0	0	7	21
Sep 17	GEORGIA	54	12	66	1.0-1	0.0-0	3	2-0	3-25	0	4	0	4-4	0	0	0	0	28
Sep 23	DELAWARE STATE	48	12	60	1.0-3	0.0-0	1	0-0	0-0	0	1	0	0-0	0	0	0	0	0
Oct 01	at LSU	20	46	66	2.0-15	2.0-15	0	0-0	1-0	2	7	0	6-6	0	0	0	7	42
Oct 15	at Florida	17	62	79	3.0-5	0.0-0	0	1-0	2-117	11	2	0	4-4	0	0	0	21	40
Opponents		250	170	420	12.0-41	3.0-24	7	6-0	6-142	14	21	0	19-19	0	0	0	38	157
		265	184	449	27.0-94	10.0-48	4	4-2	10-126	17	34	0	23-26	0	1	0	49	199

		Punting									Field Goals			Kickoffs				
Date	Opponent	no.	yds	avg	long	blkd	tb	fc	50+	i20	md-att	long	blkd	no.	yds	avg	tb	ob
Sep 3	at West Virginia	5	227	45.4	53	0	2	1	1	1	4-4	33	0	7	435	62.1	4	0
Sep 10	EASTERN MICHIGAN	8	376	47.0	55	0	1	0	3	4	0-1	0	0	4	254	63.5	1	0
Sep 17	GEORGIA	8	299	37.4	52	0	1	3	1	2	0-2	0	0	5	287	57.4	0	0
Sep 23	DELAWARE STATE	10	371	37.1	63	0	0	2	1	1	0-0	0	0	1	64	64.0	0	0
Oct 01	at LSU	3	143	47.7	53	0	1	0	1	0	0-1	0	0	7	441	63.0	2	1
Oct 15	at Florida	4	126	31.5	35	0	0	3	0	4	2-3	53	0	8	520	65.0	6	0
Opponents		38	1542	40.6	63	0	5	9	7	12	6-11	53	0	32	2001	62.5	13	1
		36	1587	44.1	60	0	1	8	10	15	4-6	46	0	36	2279	63.3	24	0



2016 Mizzou Tiger Football
Mizzou Tigers Game Superlatives (as of Oct 16, 2016)
All games



INDIVIDUAL GAME HIGHS

Rushes	25	Witter, Ish vs Georgia (Sep 17, 2016)
Yards Rushing	145	Crockett, Damarea at Florida (Oct 15, 2016)
TD Rushes	2	Zanders, Marvin vs Delaware State (Sep 23, 2016)
	2	Crockett, Damarea vs Delaware State (Sep 23, 2016)
Long Rush	38	Crockett, Damarea at Florida (Oct 15, 2016)
Pass attempts	51	Lock, Drew at West Virginia (Sep 3, 2016)
Pass completions	26	Lock, Drew vs Delaware State (Sep 23, 2016)
Yards Passing	450	Lock, Drew vs Eastern Michigan (Sep 10, 2016)
TD Passes	5	Lock, Drew vs Eastern Michigan (Sep 10, 2016)
	5	Lock, Drew vs Delaware State (Sep 23, 2016)
Long Pass	87	Lock, Drew vs Eastern Michigan (Sep 10, 2016)
Receptions	8	Moore, J'Mon at West Virginia (Sep 3, 2016)
	8	Moore, J'Mon vs Georgia (Sep 17, 2016)
	8	Moore, J'Mon vs Delaware State (Sep 23, 2016)
	8	Mason, Dimetrios vs Delaware State (Sep 23, 2016)
Yards Receiving	196	Moore, J'Mon vs Georgia (Sep 17, 2016)
TD Receptions	4	Moore, J'Mon vs Delaware State (Sep 23, 2016)
Long Reception	87	Johnson, Johnathon vs Eastern Michigan (Sep 10, 2016)
Field Goals	2	McCann, Tucker vs Georgia (Sep 17, 2016)
Long Field Goal	46	McCann, Tucker vs Georgia (Sep 17, 2016)
Punts	10	Fatony, Corey at Florida (Oct 15, 2016)
Punting Avg	50.4	Fatony, Corey vs Georgia (Sep 17, 2016)
Long Punt	60	Fatony, Corey vs Georgia (Sep 17, 2016)
Punts inside 20	6	Fatony, Corey at LSU (Oct 01, 2016)
Long Punt Return	54	Johnson, Johnathon vs Eastern Michigan (Sep 10, 2016)
Long Kickoff Return	36	Johnson, Johnathon vs Georgia (Sep 17, 2016)
Tackles	14	Wilson, Thomas at LSU (Oct 01, 2016)
Sacks	3.0	Harris, Charles vs Georgia (Sep 17, 2016)
Tackles For Loss	4.0	Harris, Charles vs Georgia (Sep 17, 2016)
Interceptions	2	Gibson, John at Florida (Oct 15, 2016)



2016 Mizzou Tiger Football
Mizzou Tigers Game Superlatives (as of Oct 16, 2016)
All games



TEAM GAME HIGHS

Rushes	47	at West Virginia (Sep 3, 2016)
Yards Rushing	268	vs Delaware State (Sep 23, 2016)
Yards Per Rush	6.9	vs Delaware State (Sep 23, 2016)
TD Rushes	5	vs Delaware State (Sep 23, 2016)
Pass attempts	53	at West Virginia (Sep 3, 2016)
Pass completions	29	vs Delaware State (Sep 23, 2016)
Yards Passing	477	vs Eastern Michigan (Sep 10, 2016)
Yards Per Pass	11.9	vs Eastern Michigan (Sep 10, 2016)
TD Passes	6	vs Delaware State (Sep 23, 2016)
Total Plays	100	at West Virginia (Sep 3, 2016)
Total Offense	698	vs Delaware State (Sep 23, 2016)
Yards Per Play	8.9	vs Delaware State (Sep 23, 2016)
Points	79	vs Delaware State (Sep 23, 2016)
Sacks By	4	vs Georgia (Sep 17, 2016)
First Downs	34	vs Delaware State (Sep 23, 2016)
Penalties	8	vs Eastern Michigan (Sep 10, 2016)
Penalty Yards	75	vs Eastern Michigan (Sep 10, 2016)
Turnovers	5	vs Georgia (Sep 17, 2016)
Interceptions By	3	at Florida (Oct 15, 2016)
Punts	10	at Florida (Oct 15, 2016)
Punting Avg	50.4	vs Georgia (Sep 17, 2016)
Long Punt	60	vs Georgia (Sep 17, 2016)
Punts inside 20	6	at LSU (Oct 01, 2016)
Long Punt Return	54	vs Eastern Michigan (Sep 10, 2016)



2016 Mizzou Tiger Football
Mizzou Tigers Game Superlatives (as of Oct 16, 2016)
All games



OPPONENT INDIVIDUAL GAME HIGHS

Rushes	23	ERIKSEN, Ian, vs Eastern Michigan (Sep 10, 2016)
Yards Rushing	163	Derrius Guice, at LSU (Oct 01, 2016)
TD Rushes	3	Derrius Guice, at LSU (Oct 01, 2016)
	3	Darrel Williams, at LSU (Oct 01, 2016)
Long Rush	60	Nick Brossette, at LSU (Oct 01, 2016)
Pass attempts	55	Jacob Eason, vs Georgia (Sep 17, 2016)
Pass completions	29	Jacob Eason, vs Georgia (Sep 17, 2016)
Yards Passing	308	Jacob Eason, vs Georgia (Sep 17, 2016)
TD Passes	3	Jacob Eason, vs Georgia (Sep 17, 2016)
Long Pass	46	Del Rio,L., at Florida (Oct 15, 2016)
Receptions	10	Isaiah McKenzie, vs Georgia (Sep 17, 2016)
Yards Receiving	131	Shorts, Daikiel, at West Virginia (Sep 3, 2016)
TD Receptions	2	Isaiah McKenzie, vs Georgia (Sep 17, 2016)
Long Reception	46	Cleveland,T., at Florida (Oct 15, 2016)
Field Goals	4	Molina, Mike, at West Virginia (Sep 3, 2016)
Long Field Goal	53	Pineiro,E., at Florida (Oct 15, 2016)
Punts	10	ROMO MARTINEZ,F, vs Delaware State (Sep 23, 2016)
Punting Avg	47.7	Josh Growden, at LSU (Oct 01, 2016)
Long Punt	63	ROMO MARTINEZ,F, vs Delaware State (Sep 23, 2016)
Punts inside 20	4	BARNES, Austin, vs Eastern Michigan (Sep 10, 2016)
	4	Townsend,J., at Florida (Oct 15, 2016)
Long Punt Return	16	Isaiah McKenzie, vs Georgia (Sep 17, 2016)
Long Kickoff Return	44	Callaway,A., at Florida (Oct 15, 2016)
Tackles	10	GIRALDO, Juan, vs Eastern Michigan (Sep 10, 2016)
Sacks	1.0	Arndt, Justin, at West Virginia (Sep 3, 2016)
	1.0	Davon Godchaux, at LSU (Oct 01, 2016)
Tackles For Loss	2.0	Arndt, Justin, at West Virginia (Sep 3, 2016)
Interceptions	2	Quincy Mauger, vs Georgia (Sep 17, 2016)

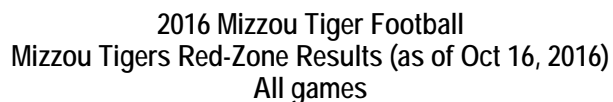


2016 Mizzou Tiger Football
Mizzou Tigers Game Superlatives (as of Oct 16, 2016)
All games



OPPONENT TEAM GAME HIGHS

Rushes	52	at LSU (Oct 01, 2016)
Yards Rushing	418	at LSU (Oct 01, 2016)
Yards Per Rush	8.0	at LSU (Oct 01, 2016)
TD Rushes	6	at LSU (Oct 01, 2016)
Pass attempts	55	vs Georgia (Sep 17, 2016)
Pass completions	29	vs Georgia (Sep 17, 2016)
Yards Passing	308	vs Georgia (Sep 17, 2016)
Yards Per Pass	7.2	at LSU (Oct 01, 2016)
TD Passes	3	vs Georgia (Sep 17, 2016)
Total Plays	93	vs Georgia (Sep 17, 2016)
Total Offense	634	at LSU (Oct 01, 2016)
Yards Per Play	7.7	at LSU (Oct 01, 2016)
Points	42	at LSU (Oct 01, 2016)
Sacks By	2	at LSU (Oct 01, 2016)
First Downs	30	at LSU (Oct 01, 2016)
Penalties	11	at Florida (Oct 15, 2016)
Penalty Yards	65	at Florida (Oct 15, 2016)
Turnovers	4	vs Delaware State (Sep 23, 2016)
	4	at Florida (Oct 15, 2016)
Interceptions By	3	vs Georgia (Sep 17, 2016)
Punts	10	vs Delaware State (Sep 23, 2016)
Punting Avg	47.7	at LSU (Oct 01, 2016)
Long Punt	63	vs Delaware State (Sep 23, 2016)
Punts inside 20	4	vs Eastern Michigan (Sep 10, 2016)
	4	at Florida (Oct 15, 2016)
Long Punt Return	16	vs Georgia (Sep 17, 2016)



Mizzou Tigers Inside Opponent Red-Zone

			Times	Times	Total		Rush	Pass	FGs	Failed to score inside RZ						
Date	Opponent	Score	In RZ	Scored	Pts	TDs	TDs	TDs	Made	FGA	Down	Int	Fumb	Half	Game	
Sep 3, 2016	at West Virginia	L 11-26	5	2	11	1	0	1	1	2	1	0	0	0	0	
Sep 10, 2016	EASTERN MICHIGAN	W 61-21	4	3	20	3	1	2	0	0	0	0	1	0	0	
Sep 17, 2016	GEORGIA	L 27-28	4	3	17	2	0	2	1	0	0	1	0	0	0	
Sep 23, 2016	DELAWARE STATE	W 79-0	12	11	72	10	5	5	1	0	0	0	0	1	0	
Oct 01, 2016	at LSU	L 7-42	0	0	0	0	0	0	0	0	0	0	0	0	0	
Oct 15, 2016	at Florida	L 14-40	3	2	14	2	2	0	0	0	0	0	0	1	0	
Totals			28	21	134	18	8	10	3	2	1	1	1	2	0	
21 of 28 (75.0%)																

Opponents Inside Mizzou Tigers Red-Zone

			Times	Times	Total			Rush	Pass	FGs	Failed to score inside RZ					
Date	Opponent	Score	In RZ	Scored	Pts	TDs		TDs	TDs	Made	FGA	Down	Int	Fumb	Half	Game
Sep 3, 2016	at West Virginia	L 11-26	5	5	19	1		1	0	4	0	0	0	0	0	0
Sep 10, 2016	EASTERN MICHIGAN	W 61-21	4	3	21	3		2	1	0	0	1	0	0	0	0
Sep 17, 2016	GEORGIA	L 27-28	6	4	28	4		1	3	0	2	0	0	0	0	0
Sep 23, 2016	DELAWARE STATE	W 79-0	0	0	0	0		0	0	0	0	0	0	0	0	0
Oct 01, 2016	at LSU	L 7-42	4	4	28	4		4	0	0	0	0	0	0	0	0
Oct 15, 2016	at Florida	L 14-40	4	2	9	1		0	1	1	1	0	0	1	0	0
Totals			23	18	105	13		8	5	5	3	1	0	1	0	0
18 of 23 (78.3%)																



2016 Mizzou Tiger Football
Mizzou Tigers By-Quarter Statistics (as of Oct 16, 2016)
All games



3rd-Down Conversions

Date	Opponent	Score	Overall		1st Qtr		2nd Qtr		3rd Qtr		4th Qtr		Overtime	
Sep 3, 2016	at West Virginia	L 11-26	10-24	41.7	1-5	20.0	3-6	50.0	1-4	25.0	5-9	55.6		
Sep 10, 2016	EASTERN MICHIGAN	W 61-21	9-15	60.0	2-4	50.0	1-2	50.0	3-4	75.0	3-5	60.0		
Sep 17, 2016	GEORGIA	L 27-28	6-16	37.5	1-3	33.3	2-5	40.0	0-2	0.0	3-6	50.0		
Sep 23, 2016	DELAWARE STATE	W 79-0	6-8	75.0	1-3	33.3	1-1	100.0	1-1	100.0	3-3	100.0		
Oct 01, 2016	at LSU	L 7-42	4-14	28.6	0-3	0.0	2-4	50.0	1-4	25.0	1-3	33.3		
Oct 15, 2016	at Florida	L 14-40	4-15	26.7	0-4	0.0	0-4	0.0	1-3	33.3	3-4	75.0		
Mizzou Tigers			39-92	42.4	5-22	22.7	9-22	40.9	7-18	38.9	18-30	60.0	0-0	0.0
Opponents			41-98	41.8	15-30	50.0	11-28	39.3	11-26	42.3	4-14	28.6	0-0	0.0

4th-Down Conversions

Date	Opponent	Score	Overall		1st Qtr		2nd Qtr		3rd Qtr		4th Qtr		Overtime	
Sep 3, 2016	at West Virginia	L 11-26	1-3	33.3	0-0	0.0	0-0	0.0	0-0	0.0	1-3	33.3		
Sep 10, 2016	EASTERN MICHIGAN	W 61-21	1-1	100.0	0-0	0.0	0-0	0.0	0-0	0.0	1-1	100.0		
Sep 17, 2016	GEORGIA	L 27-28	1-2	50.0	0-0	0.0	0-1	0.0	0-0	0.0	1-1	100.0		
Sep 23, 2016	DELAWARE STATE	W 79-0	0-0	0.0	0-0	0.0	0-0	0.0	0-0	0.0	0-0	0.0		
Oct 01, 2016	at LSU	L 7-42	1-2	50.0	0-0	0.0	0-0	0.0	0-1	0.0	1-1	100.0		
Oct 15, 2016	at Florida	L 14-40	0-0	0.0	0-0	0.0	0-0	0.0	0-0	0.0	0-0	0.0		
Mizzou Tigers			4-8	50.0	0-0	0.0	0-1	0.0	0-1	0.0	4-6	66.7	0-0	0.0
Opponents			1-3	33.3	0-1	0.0	0-0	0.0	0-0	0.0	1-2	50.0	0-0	0.0

Time of Possession

Date	Opponent	Score	Overall		1st Qtr		2nd Qtr		3rd Qtr		4th Qtr		Overtime	
Sep 3, 2016	at West Virginia	L 11-26	25:47		4:43		7:14		4:41		9:09			
Sep 10, 2016	EASTERN MICHIGAN	W 61-21	21:16		4:22		5:24		4:12		7:18			
Sep 17, 2016	GEORGIA	L 27-28	22:42		5:11		5:50		3:39		8:02			
Sep 23, 2016	DELAWARE STATE	W 79-0	34:59		5:42		6:33		9:46		12:58			
Oct 01, 2016	at LSU	L 7-42	17:27		3:41		4:33		4:11		5:02			
Oct 15, 2016	at Florida	L 14-40	23:07		4:58		5:07		3:16		9:46			
Mizzou Tigers			Total	145:18	28:37		34:41		29:45		52:15		0:00	
			Avg.	24:13	4:46		5:46		4:57		8:42		0:00	
Opponents			Total	219:42	61:23		55:19		65:15		37:45		0:00	
			Avg.	36:37	10:13		9:13		10:52		6:17		0:00	



2016 Mizzou Tiger Football
Mizzou Tigers Passing Game-by-Game (as of Oct 16, 2016)
All games



#3 Lock, Drew	Comp	Att	Int	Pct	Yards	TD	Long	Sacked	Effic
West Virginia	23	51	0	45.1	280	1	42	1-9	97.69
Eastern Michigan	24	37	0	64.9	450	5	87	0-0	211.62
Georgia	23	38	3	60.5	376	3	79	0-0	153.91
Delaware State	26	36	0	72.2	402	5	46	0-0	211.86
LSU	17	37	1	45.9	167	0	20	2-15	78.45
Florida	4	18	2	22.2	39	0	15	0-0	18.20
TOTALS	117	217	6	53.9	1714	14	87	3-24	136.03

#2 Zanders, Marvin	Comp	Att	Int	Pct	Yards	TD	Long	Sacked	Effic
West Virginia	1	2	0	50.0	2	0	2	0-0	58.40
Eastern Michigan	3	3	0	100.0	27	0	10	0-0	175.60
Delaware State	2	2	0	100.0	17	1	15	0-0	336.40
Florida	3	4	0	75.0	59	0	34	0-0	198.90
TOTALS	9	11	0	81.8	105	1	34	0-0	192.00

#87 Laurent, Eric	Comp	Att	Int	Pct	Yards	TD	Long	Sacked	Effic
LSU	1	1	0	100.0	21	1	21	0-0	606.40
TOTALS	1	1	0	100.0	21	1	21	0-0	606.40

#2Y Fatony, Corey	Comp	Att	Int	Pct	Yards	TD	Long	Sacked	Effic
Delaware State	1	1	0	100.0	11	0	11	0-0	192.40
TOTALS	1	1	0	100.0	11	0	11	0-0	192.40



2016 Mizzou Tiger Football
Mizzou Tigers Rushing/Receiving Game-by-Game (as of Oct 16, 2016)
All games



RUSHING	No-Yds/TD	WVU	EMU	UGA	DSU	LS	UF
Crockett, D	54-390/3	2-4/0	12-68/1	8-23/0	12-115/2	6-35/0	14-145/0
Witter, Ish	83-339/3	10-32/0	13-61/1	25-76/0	9-40/1	11-48/0	15-82/1
Zanders, Marvin	27-164/2	7-47/0	2--6/0	DNP	7-83/2	3-9/0	8-31/0
Ross, Alex	22-69/0	18-67/0	2-5/0	DNP	DNP	-	2--3/0
Williams, Ryan	9-51/0	DNP	DNP	DNP	9-51/0	DNP	DNP
Lock, Drew	18-42/0	9-29/0	2-1/0	2-9/0	-	2--15/0	3-18/0
Strong, Nate	5-30/0	DNP	5-30/0	DNP	DNP	DNP	-
Mason, D	1-9/0	-	1-9/0	-	-	DNP	-
Augusta, Josh	5-7/1	1-1/0	1-2/0	1-1/0	-	-	2-3/1
TEAM	5--46/0	DNP	DNP	1--14/0	2--21/0	-	2--11/0

RECEIVING	No-Yds/TD	WVU	EMU	UGA	DSU	LS	UF
Moore, J'Mon	28-465/6	8-104/0	2-20/0	8-196/2	8-114/4	1-16/0	1-15/0
Hall, Emanuel	14-241/2	2-8/0	3-90/1	1-21/0	7-122/1	1-0/0	DNP
Mason, D	17-208/0	1-7/0	5-51/0	1-10/0	8-120/0	DNP	2-20/0
Johnson, J	12-205/1	1-6/0	5-115/1	1-16/0	1-22/0	3-42/0	1-4/0
Black, Chris	14-199/1	6-102/1	-	3-44/0	2-29/0	3-24/0	-
Wingo, Ray	4-126/1	1-1/0	3-125/1	-	DNP	-	-
Reese, Jason	7-82/2	-	2-27/1	3-28/1	-	1-3/0	1-24/0
Culkin, Sean	7-70/0	2-27/0	DNP	1-8/0	DNP	4-35/0	-
Blanton, K	6-57/1	-	4-31/1	2-26/0	-	-	-
Floyd, Richaud	2-45/0	DNP	DNP	DNP	-	1-11/0	1-34/0
Witter, Ish	4-43/0	-	1-4/0	2-20/0	-	1-19/0	-
Hanneke, Tyler	2-26/0	-	-	-	1-10/0	1-16/0	-
Collins, D	1-22/0	1-22/0	DNP	DNP	DNP	DNP	DNP
Lock, Drew	1-21/1	-	-	-	-	1-21/1	-
Crockett, D	3-11/0	-	1-9/0	-	-	1-1/0	1-1/0
Sherrills, A	1-11/0	-	-	-	1-11/0	-	-
Dilosa, Keyon	2-7/0	1-2/0	1-5/0	DNP	-	DNP	DNP
Smith, Justin	1-7/0	-	-	1-7/0	DNP	DNP	DNP
Ross, Alex	1-3/0	1-3/0	-	DNP	DNP	-	-
Laurent, Eric	1-2/1	-	-	-	1-2/1	-	-



2016 Mizzou Tiger Football
Mizzou Tigers Return Stats Game-by-Game (as of Oct 16, 2016)
All games



PUNT RETURNS	No-Yds	WVU	EMU	UGA	DSU	LS	UF
Black, Chris	6-74	-	1--1	1-2	3-69	1-4	-
Johnson, J	5-69	1-2	2-74	2--7	-	-	-

KICK RETURNS	No-Yds	WVU	EMU	UGA	DSU	LS	UF
Johnson, J	9-162	-	1-21	4-82	1-10	3-49	-
Ross, Alex	4-91	1-23	-	DNP	DNP	1-22	2-46
Crockett, D	5-89	2-36	2-43	1-10	-	-	-

INT. RETURNS	No-Yds	WVU	EMU	UGA	DSU	LS	UF
Penton, Aarion	3-63	1-0	1-63	-	-	-	1-0
Gibson, John	3-20	-	-	-	1-18	-	2-2
Hilton, Cam	1-27	-	-	1-27	-	DNP	-
Burkett, Joey	1-1	-	1-1	-	-	-	-
Sherrills, A	1--4	1--4	-	-	-	-	-
Scherer, M	1-19	-	-	-	1-19	-	-

FUMBLE RETURNS	No-Yds	WVU	EMU	UGA	DSU	LS	UF
Lee, Brandon	1-2	-	-	-	1-2	-	-



2016 Mizzou Tiger Football
Mizzou Tigers Sacks Game-by-Game (as of Oct 16, 2016)
All games



SACKS	UA-A	Total	WVU	EMU	UGA	DSU	LS	UF
Harris, Charles	3-1	3.5	-	-	3.0-14	-	0.5-1	-
Newsom, Donavin	2-0	2.0	-	-	-	1.0-2	-	1.0-5
Frazier, M	1-0	1.0	-	-	-	1.0-8	-	-
Harold, Jordan	1-0	1.0	-	-	-	1.0-3	-	-
Hatley, Rickey	1-0	1.0	-	-	1.0-10	-	-	-
Augusta, Josh	1-0	1.0	-	1.0-5	-	-	-	-
Scherer, M	0-1	0.5	-	-	-	-	0.5-0	-



2016 Mizzou Tiger Football
Mizzou Tigers Tackle For Loss Game-by-Game (as of Oct 16, 2016)
All games



TACKLES FOR LOSS	UA-A	Total	WVU	EMU	UGA	DSU	LS	UF
Harris, Charles	4-1	4.5	-	-	4.0-23	-	0.5-1	-
Scherer, M	2-3	3.5	1.0-1	0.5-0	0.5-1	-	0.5-0	1.0-2
Augusta, Josh	3-0	3.0	1.0-2	2.0-6	-	-	-	-
Garrett, Cale	1-2	2.0	-	0.5-1	-	1.0-5	0.5-1	-
Newsom, Donavin	2-0	2.0	-	-	-	1.0-2	-	1.0-5
Wilson, Thomas	1-1	1.5	-	-	1.0-2	-	0.5-0	-
Jacobs, Tyrell	1-0	1.0	DNP	DNP	DNP	1.0-6	DNP	DNP
Beckner, Terry	1-0	1.0	-	-	-	1.0-1	-	-
Burkett, Joey	1-0	1.0	1.0-1	-	-	-	-	-
Lee, Brandon	1-0	1.0	1.0-4	-	-	-	-	-
Sherrills, A	1-0	1.0	1.0-6	-	-	-	-	-
Hall, Terez	1-0	1.0	1.0-1	-	-	DNP	-	DNP
Hatley, Rickey	1-0	1.0	-	-	1.0-10	-	-	-
Harold, Jordan	1-0	1.0	-	-	-	1.0-3	-	-
Frazier, M	1-0	1.0	-	-	-	1.0-8	-	-
Moore, Josh	0-1	0.5	DNP	0.5-1	DNP	-	DNP	DNP
Perkins, R	0-1	0.5	-	0.5-1	-	-	-	-
Logan, A.J.	0-1	0.5	-	-	0.5-0	-	-	-



2016 Mizzou Tiger Football
Mizzou Tigers Fumbles Game-by-Game (as of Oct 16, 2016)
All games



FUMBLES	No-Lost	WVU	EMU	UGA	DSU	LS	UF
TEAM	3-1	DNP	DNP	-	1-0	-	2-1
Johnson, J	3-2	-	1-1	2-1	-	-	-
Crockett, D	2-1	1-1	-	1-0	-	-	-
Zanders, Marvin	1-0	-	-	DNP	-	-	1-0
Lock, Drew	1-1	-	1-1	-	-	-	-
Mason, D	1-0	-	-	-	1-0	DNP	-
Black, Chris	1-0	-	-	-	1-0	-	-
Moore, J'Mon	1-1	-	-	1-1	-	-	-

FUMBLES FORCED	Number	WVU	EMU	UGA	DSU	LS	UF
Wilson, Thomas	1	-	-	-	-	-	1
Lee, Brandon	1	-	-	-	1	-	-
Harris, Charles	1	-	-	-	-	-	1
Frazier, M	1	-	-	-	1	-	-

FUMBLES RECOVERED	Number	WVU	EMU	UGA	DSU	LS	UF
Frazier, M	2	1	-	-	-	-	1
Lee, Brandon	1	-	-	-	1	-	-
Beckner, Terry	1	-	-	-	1	-	-



2016 Mizzou Tiger Football
Mizzou Tigers Individual Season/Career Statistics (as of Oct 16, 2016)
All games



SEASON

CAREER

Rushing	gp	att	gain	loss	net	avg	td	lg	avg/g	gp	att	gain	loss	net	avg	td	lg	avg/g
Crockett, Damarea	6	54	390	0	390	7.2	3	38	65.0	6	54	390	0	390	7.2	3	38	65.0
Witter, Ish	6	83	347	8	339	4.1	3	19	56.5	30	236	1010	52	958	4.1	5	27	31.9
Zanders, Marvin	5	27	177	13	164	6.1	2	31	32.8	6	27	177	13	164	6.1	2	31	27.3
Ross, Alex	4	22	74	5	69	3.1	0	10	17.2	4	22	74	5	69	3.1	0	10	17.2
Williams, Ryan	1	9	51	0	51	5.7	0	12	51.0	1	9	51	0	51	5.7	0	12	51.0
Lock, Drew	6	18	68	26	42	2.3	0	12	7.0	18	70	256	186	70	1.0	1	33	3.9
Strong, Nate	2	5	30	0	30	6.0	0	9	15.0	2	5	30	0	30	6.0	0	9	15.0
Mason, Dimetrios	5	1	9	0	9	9.0	0	9	1.8	5	1	9	0	9	9.0	0	9	1.8
Augusta, Josh	6	5	7	0	7	1.4	1	2	1.2	46	5	7	0	7	1.4	1	2	0.2
TEAM	4	5	0	46	-46	-9.2	0	0	-11.5									
Total	6	229	1153	98	1055	4.6	9	38	175.8									
Opponents	6	249	1354	122	1232	4.9	12	60	205.3									

Passing	gp	effic	comp-att-int	pct	yds	td	lg	avg/g	gp	effic	comp-att-int	pct	yds	td	lg	avg/g
Lock, Drew	6	136.03	117-217-6	53.9	1714	14	87	285.7	18	111.10	246-480-14	51.2	3046	18	87	169.2
Zanders, Marvin	5	192.00	9-11-0	81.8	105	1	34	21.0	6	192.00	9-11-0	81.8	105	1	34	17.5
Fatony, Corey	6	192.40	1-1-0	100.0	11	0	11	1.8	18	192.40	1-1-0	100.0	11	0	11	0.6
Laurent, Eric	6	606.40	1-1-0	100.0	21	1	21	3.5	10	606.40	1-1-0	100.0	21	1	21	2.1
Total	6	140.99	128-230-6	55.7	1851	16	87	308.5								
Opponents	6	102.04	124-233-10	53.2	1396	5	46	232.7								

Receiving	gp	no.	yds	avg	td	lg	avg/g	gp	no.	yds	avg	td	lg	avg/g
Moore, J'Mon	6	28	465	16.6	6	79	77.5	31	59	848	14.4	9	79	27.4
Mason, Dimetrios	5	17	208	12.2	0	32	41.6	5	17	208	12.2	0	32	41.6
Hall, Emanuel	5	14	241	17.2	2	49	48.2	16	22	305	13.9	2	49	19.1
Black, Chris	6	14	199	14.2	1	33	33.2	6	14	199	14.2	1	33	33.2
Johnson, Johnathon	6	12	205	17.1	1	87	34.2	6	12	205	17.1	1	87	34.2
Reese, Jason	6	7	82	11.7	2	24	13.7	31	23	220	9.6	2	24	7.1
Culkin, Sean	4	7	70	10.0	0	20	17.5	42	44	389	8.8	2	22	9.3
Blanton, Kendall	6	6	57	9.5	1	17	9.5	6	6	57	9.5	1	17	9.5
Wingo, Ray	5	4	126	31.5	1	68	25.2	14	8	150	18.8	1	68	10.7
Witter, Ish	6	4	43	10.8	0	19	7.2	30	19	186	9.8	0	49	6.2
Crockett, Damarea	6	3	11	3.7	0	9	1.8	6	3	11	3.7	0	9	1.8
Floyd, Richaud	3	2	45	22.5	0	34	15.0	3	2	45	22.5	0	34	15.0
Hanneke, Tyler	6	2	26	13.0	0	16	4.3	6	2	26	13.0	0	16	4.3
Dilosa, Keyon	3	2	7	3.5	0	5	2.3	14	13	93	7.2	0	21	6.6
Collins, Dominic	1	1	22	22.0	0	22	22.0	1	1	22	22.0	0	22	22.0
Lock, Drew	6	1	21	21.0	1	21	3.5	18	1	21	21.0	1	21	1.2
Sherrils, Anthony	6	1	11	11.0	0	11	1.8	6	1	11	11.0	0	11	1.8
Smith, Justin	3	1	7	7.0	0	7	2.3	3	1	7	7.0	0	7	2.3
Ross, Alex	4	1	3	3.0	0	3	0.8	4	1	3	3.0	0	3	0.8
Laurent, Eric	6	1	2	2.0	1	2	0.3	10	2	6	3.0	1	4	0.6
Total	6	128	1851	14.5	16	87	308.5							
Opponents	6	124	1396	11.3	5	46	232.7							

Total Offense	g	plays	rush	pass	total	avg/g	g	plays	rush	pass	total	avg/g
Lock, Drew	6	235	42	1714	1756	292.7	18	550	70	3046	3116	173.1
Crockett, Damarea	6	54	390	0	390	65.0	6	54	390	0	390	65.0
Witter, Ish	6	83	339	0	339	56.5	30	236	958	0	958	31.9
Zanders, Marvin	5	38	164	105	269	53.8	6	38	164	105	269	44.8
Ross, Alex	4	22	69	0	69	17.2	4	22	69	0	69	17.2
Williams, Ryan	1	9	51	0	51	51.0	1	9	51	0	51	51.0
Strong, Nate	2	5	30	0	30	15.0	2	5	30	0	30	15.0
Laurent, Eric	6	1	0	21	21	3.5	10	1	0	21	21	2.1
Fatony, Corey	6	1	0	11	11	1.8	18	2	26	11	37	2.1
Mason, Dimetrios	5	1	9	0	9	1.8	5	1	9	0	9	1.8
Augusta, Josh	6	5	7	0	7	1.2	46	5	7	0	7	0.2
TEAM	4	5	-46	0	-46	-11.5						
Total	6	459	1055	1851	2906	484.3						
Opponents	6	482	1232	1396	2628	438.0						



2016 Mizzou Tiger Football
Mizzou Tigers Individual Season/Career Statistics (as of Oct 16, 2016)
All games



SEASON

CAREER

Scoring			PAT						pts			PAT						pts
	td	fg	kick	rush	rcv	pass	dxp	saf		td	fg	kick	rush	rcv	pass	dxp	saf	
Moore, J'Mon	6	-	-	-	1	-	-	-	38	9	-	-	-	1	-	-	-	56
McCann, Tucker	-	4-6	21-23	-	-	-	-	-	33	-	4-6	21-23	-	-	-	-	-	33
Witter, Ish	3	-	-	-	-	-	-	-	18	5	-	-	-	-	-	-	-	30
Crockett, Damarea	3	-	-	-	-	-	-	-	18	3	-	-	-	-	-	-	-	18
Hall, Emanuel	2	-	-	-	-	-	-	-	12	2	-	-	-	-	-	-	-	12
Reese, Jason	2	-	-	-	-	-	-	-	12	2	-	-	-	1	-	-	-	14
Johnson, Johnathon	2	-	-	-	-	-	-	-	12	2	-	-	-	-	-	-	-	12
Zanders, Marvin	2	-	-	-	-	-	-	-	12	2	-	-	-	-	-	-	-	12
Burkett, Joey	1	-	-	-	-	-	-	-	6	1	-	-	-	-	-	-	-	6
Wingo, Ray	1	-	-	-	-	-	-	-	6	1	-	-	-	-	-	-	-	6
Blanton, Kendall	1	-	-	-	-	-	-	-	6	1	-	-	-	-	-	-	-	6
Augusta, Josh	1	-	-	-	-	-	-	-	6	1	-	-	-	-	-	-	-	6
Laurent, Eric	1	-	-	-	-	-	-	-	6	1	-	-	-	-	-	-	-	6
Black, Chris	1	-	-	-	-	-	-	-	6	1	-	-	-	-	-	-	-	6
Lock, Drew	1	-	-	-	-	1-1	-	-	6	2	-	-	-	-	2-2	-	-	12
Adams, Turner	-	-	2-3	-	-	-	-	-	2	-	-	2-3	-	-	-	-	-	2
Total	27	4-6	23-26	-	1	1-1	-	-	199									
Opponents	20	6-11	19-19	-	-	0-1	-	-	157									

Punt Returns	no.	yds	avg	td	lg	no.	yds	avg	td	lg
Black, Chris	6	74	12.3	0	51	6	74	12.3	0	51
Johnson, Johnathon	5	69	13.8	1	54	5	69	13.8	1	54
Total	11	143	13.0	1	54					
Opponents	13	44	3.4	0	16					

Kick Returns	no.	yds	avg	td	lg	no.	yds	avg	td	lg
Johnson, Johnathon	9	162	18.0	0	36	9	162	18.0	0	36
Crockett, Damarea	5	89	17.8	0	24	5	89	17.8	0	24
Ross, Alex	4	91	22.8	0	26	4	91	22.8	0	26
Total	18	342	19.0	0	36					
Opponents	12	317	26.4	1	44					

Interceptions	no.	yds	avg	td	lg	no.	yds	avg	td	lg
Gibson, John	3	20	6.7	0	18	5	55	11.0	0	35
Penton, Aarion	3	63	21.0	0	63	8	104	13.0	0	63
Hilton, Cam	1	27	27.0	0	27	1	27	27.0	0	27
Burkett, Joey	1	1	1.0	1	1	1	1	1.0	1	1
Sherrills, Anthony	1	-4	-4.0	0	0	1	-4	-4.0	0	0
Scherer, Michael	1	19	19.0	0	19	1	19	19.0	0	19
Total	10	126	12.6	1	63					
Opponents	6	142	23.7	2	78					

Fumble Returns	no.	yds	avg	td	lg	no.	yds	avg	td	lg
Lee, Brandon	1	2	2.0	0	2	1	2	2.0	0	2
Total	1	2	2.0	0	2					
Opponents	0	0	0.0	0	0					



2016 Mizzou Tiger Football
Mizzou Tigers Individual Season/Career Statistics (as of Oct 16, 2016)
All games



SEASON

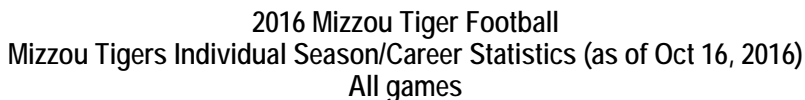
CAREER

All Purpose	g	rush	rcv	pr	kr	ir	total	avg/g	g	rush	rcv	pr	kr	ir	total	avg/g
Crockett, Damare	6	390	11	0	89	0	490	81.7	6	390	11	0	89	0	490	81.7
Moore, J'Mon	6	0	465	0	0	0	465	77.5	31	0	848	0	0	0	848	27.4
Johnson, Johnat	6	0	205	69	162	0	436	72.7	6	0	205	69	162	0	436	72.7
Witter, Ish	6	339	43	0	0	0	382	63.7	30	958	186	0	0	0	1144	38.1
Black, Chris	6	0	199	74	0	0	273	45.5	6	0	199	74	0	0	273	45.5
Hall, Emanuel	5	0	241	0	0	0	241	48.2	16	0	305	0	0	0	305	19.1
Mason, Dimetrios	5	9	208	0	0	0	217	43.4	5	9	208	0	0	0	217	43.4
Zanders, Marvin	5	164	0	0	0	0	164	32.8	6	164	0	0	0	0	164	27.3
Ross, Alex	4	69	3	0	91	0	163	40.8	4	69	3	0	91	0	163	40.8
Wingo, Ray	5	0	126	0	0	0	126	25.2	14	4	150	0	0	0	154	11.0
Reese, Jason	6	0	82	0	0	0	82	13.7	31	0	220	0	28	0	248	8.0
Culkin, Sean	4	0	70	0	0	0	70	17.5	42	0	389	0	0	0	389	9.3
Penton, Aarion	6	0	0	0	0	63	63	10.5	45	0	0	116	12	104	232	5.2
Lock, Drew	6	42	21	0	0	0	63	10.5	18	70	21	0	0	0	91	5.1
Blanton, Kendall	6	0	57	0	0	0	57	9.5	6	0	57	0	0	0	57	9.5
Williams, Ryan	1	51	0	0	0	0	51	51.0	1	51	0	0	0	0	51	51.0
Floyd, Richaud	3	0	45	0	0	0	45	15.0	3	0	45	0	0	0	45	15.0
Strong, Nate	2	30	0	0	0	0	30	15.0	2	30	0	0	0	0	30	15.0
Hilton, Cam	5	0	0	0	0	27	27	5.4	17	0	129	21	13	27	190	11.2
Hanneke, Tyler	6	0	26	0	0	0	26	4.3	6	0	26	0	0	0	26	4.3
Collins, Dominic	1	0	22	0	0	0	22	22.0	1	0	22	0	0	0	22	22.0
Gibson, John	6	0	0	0	0	20	20	3.3	44	0	0	0	291	55	346	7.9
Scherer, Michael	6	0	0	0	0	19	19	3.2	6	0	0	0	0	19	19	3.2
Dilosa, Keyon	3	0	7	0	0	0	7	2.3	14	0	93	0	0	0	93	6.6
Smith, Justin	3	0	7	0	0	0	7	2.3	3	0	7	0	0	0	7	2.3
Sherrills, Anthony	6	0	11	0	0	-4	7	1.2	6	0	11	0	0	-4	7	1.2
Augusta, Josh	6	7	0	0	0	0	7	1.2	46	7	0	0	0	0	7	0.2
Laurent, Eric	6	0	2	0	0	0	2	0.3	10	0	6	0	0	0	6	0.6
Burkett, Joey	6	0	0	0	0	1	1	0.2	30	0	0	0	0	1	1	0.0
TEAM	4	-46	0	0	0	0	-46	-11.5								
Total	6	1055	1851	143	342	126	3517	586.2								
Opponents	6	1232	1396	44	317	142	3131	521.8								

Field Goals	att	good	long	blkd	att	good	long	blkd
McCann, Tucker	6	4	46	0	6	4	46	0
Total	6	4	46	0				
Opponents	11	6	53	0				

Punting	no.	yds	avg	lg	blk	no.	yds	avg	lg	blk
Fatony, Corey	36	1587	44.1	60	0	117	5064	43.3	61	0
Total	36	1587	44.1	60	0					
Opponents	38	1542	40.6	63	0					

Kickoffs	no.	yds	avg	tb	ob	no.	yds	avg	tb	ob
McCann, Tucker	36	2279	63.3	24	0	36	2279	63.3	24	0
Total	36	2279	63.3	24	0					
Opponents	32	2001	62.5	13	1					



		SEASON											CAREER										
##	Defensive Leaders	gp	ua	a	total	tfl	sack	int	pbu	fr	ff	blk	gp	ua	a	total	tfl	sack	int	pbu	fr	ff	blk
30	Scherer, Michael	6	24	28	52	3.5	0.5	1	2	.	.	.	6	24	28	52	3.5	0.5	1	2	.	.	.
8D	Wilson, Thomas	6	31	17	48	1.5	.	.	2	.	1	.	31	47	32	79	3.0	.	.	3	1	1	.
25	Newsom, Donavin	6	24	17	41	2.0	2.0	.	2	.	.	.	42	82	52	134	14.5	4.5	.	5	1	4	.
22	Sherils, Anthony	6	23	8	31	1.0	.	1	6	23	8	31	1.0	.	1
91	Harris, Charles	6	9	15	24	4.5	3.5	.	1	.	1	.	32	54	45	99	27.0	12.5	.	4	.	4	.
1X	Penton, Aarion	6	17	6	23	0.0	.	3	7	.	.	.	45	92	42	134	7.5	.	8	26	.	2	.
34	Burkett, Joey	6	14	8	22	1.0	.	1	30	19	13	32	1.0	.	1
47	Garrett, Cale	6	9	11	20	2.0	.	.	1	.	.	.	6	9	11	20	2.0	.	.	1	.	.	.
79	Beckner, Terry	6	14	6	20	1.0	.	.	.	1	.	.	16	27	20	47	9.0	3.0	.	1	2	.	.
3D	Perkins, Ronnell	6	10	7	17	0.5	.	.	1	.	.	.	6	10	7	17	0.5	.	.	1	.	.	.
1F	Frazier, Marcell	6	5	12	17	1.0	1.0	.	2	2	1	.	6	5	12	17	1.0	1.0	.	2	2	1	.
5D	Gibson, John	6	10	6	16	0.0	.	3	5	.	.	.	44	42	32	74	1.0	.	5	14	1	.	.
95	Hatley, Rickey	6	8	6	14	1.0	1.0	39	25	28	53	6.5	3.0	.	.	.	1	.
24	Hall, Terez	4	7	6	13	1.0	16	11	9	20	1.0
7D	Hilton, Cam	5	9	4	13	0.0	.	1	3	.	.	.	17	10	6	16	0.0	.	1	3	.	.	.
4D	Lee, Brandon	6	6	7	13	1.0	.	.	1	1	1	.	17	7	11	18	1.0	.	.	2	1	1	.
13	Williams, Spencer	6	9	3	12	0.0	6	9	3	12	0.0
97	Augusta, Josh	6	9	2	11	3.0	1.0	46	41	29	70	19.0	4.0	1	1	.	2	1
96	Logan, A.J.	6	2	7	9	0.5	21	9	21	30	2.5	1	.
8Z	Harold, Jordan	6	2	3	5	1.0	1.0	6	2	3	5	1.0	1.0
38	Beisel, Eric	6	4	.	4	0.0	.	.	1	.	.	.	31	11	15	26	0.5	.	.	1	.	.	.
1A	Acy, DeMarkus	6	3	1	4	0.0	.	.	2	.	.	.	6	3	1	4	0.0	.	.	2	.	.	.
1D	Hines, Anthony	6	3	.	3	0.0	15	4	1	5	0.0
28	Cheadle, Logan	3	3	.	3	0.0	.	.	3	.	.	.	28	10	8	18	1.0	1.0	.	5	.	.	.
6	Moore, J'Mon	6	2	.	2	0.0	31	2	.	2	0.0
32	Hull, Tanner	3	2	.	2	0.0	3	2	.	2	0.0
1M	Moore, Josh	2	1	1	2	0.5	13	5	6	11	1.0
86	Hurrell, Jake	6	1	1	2	0.0	33	3	2	5	0.0
49	Utsey, Markell	2	.	2	2	0.0	2	.	2	2	0.0
6D	Ross, Tavon	1	1	.	1	0.0	8	2	1	3	0.0
87	Laurent, Eric	6	1	.	1	0.0	10	1	.	1	0.0
1Y	Taylor, Greg	5	1	.	1	0.0	5	1	.	1	0.0
94	Jacobs, Tyrell	1	1	.	1	1.0	1	1	.	1	1.0
2X	Holmes, Christian	5	.	.	.	0.0	.	.	1	.	.	.	5	.	.	.	0.0	.	.	1	.	.	.
Total		6	265	184	449	27	10	10	34	4	4	.											
Opponents		6	250	170	420	12	3	6	21	6	7	.											