



2015-16 UNIVERSITY OF MISSOURI MEN'S BASKETBALL GAME NOTES

2015-16 SCHEDULE

DATE	OPPONENT	TV	SCORE/TIME (CT)
N 13 F	Wofford #	SECN +	W, 83-74
N 15 U	UMES #	SECN	W, 73-55
N 17 T	at Xavier (RV)	FS1	L, 78-66
N 23 M	vs. Kansas State &	ESPNU	L, 66-42
N 25 T	vs. Northwestern &	ESPN3	L, 67-62
D 1 T	Arkansas State	SECN	W, 88-78
D 4 F	Northern Illinois	SECN +	W, 78-71
D 9 W	Omaha	SECN	W, 85-78
D 13 U	at #13 Arizona	Pac-12 Net.	L, 88-52
D 19 S	NC State	SECN	L, 73-59
D 23 W	vs. Illinois %	ESPN2	L, 68-63
D 29 T	Arkansas-Pine Bluff	SECN +	W, 78-25
J 2 S	Savannah State	SECN +	W, 81-50
J 6 W	at Georgia *	SECN ^	5:30 p.m.
J 9 S	Auburn *	ESPN2	8 p.m.
J 12 T	Arkansas *	SECN ^	8 p.m.
J 16 S	at South Carolina *	SECN ^	Noon
J 20 W	Georgia *	SECN ^	6 p.m.
J 23 S	at Texas A&M *	SECN ^	3 p.m.
J 27 W	at Kentucky *	SECN ^	8 p.m.
J 30 S	Mississippi State *	SECN ^	7:30 p.m.
F 3 W	Ole Miss *	SECN ^	8 p.m.
F 6 S	at Alabama *	SECN ^	2 p.m.
F 10 W	at Vanderbilt *	SECN ^	8 p.m.
F 13 S	Tennessee *	SECN ^	2 p.m.
F 16 T	South Carolina *	SECN ^	6 p.m.
F 20 S	at Arkansas *	SECN ^	6:30 p.m.
F 23 T	at Ole Miss *	SECN ^	8 p.m.
F 27 S	Texas A&M *	ESPNU	3 p.m.
M 1 T	at LSU *	SECN ^	8 p.m.
M 5 S	Florida	SECN ^	6:30 p.m.
M 9-13	vs. SEC Tournament	SECN/ESPN ^	

Bold denotes home // * denotes SEC game
 # - CBE HOF Classic Host Games (Mizzou Arena, Columbia, Mo.)
 & - CBE HOF Classic Championship Rounds (Sprint Center, Kansas City, Mo.)
 & - Mizzou will play either North Carolina or Northwestern on Nov. 24
 % - 35th Annual Braggins' Rights Game (Scottrade Center, St. Louis, Mo.)
 ^ - SEC Network broadcasts are additionally available through
 WatchESPN apps and the website, WatchESPN.com
 + - SEC Network + events are digitally exclusive events available on
 WatchESPN apps or WatchESPN.com

GAME

14

MIZZOU TIGERS (7-6, 0-0) AT GEORGIA BULLDOGS (7-4, 0-1)

WEDNESDAY, JAN. 6, 2016 // 5:30 P.M. (CT) // STEGEMAN COLISEUM // ATHENS, GA.

@MIZZOUHOOPS

7-6 (0-0)

PTS/GAME	70.0
PTS ALLOWED/GAME	67.0
FG %	44.2
FG DEFENSE %	38.7
3-PT FG %	33.6
3-PT FG DEFENSE %	33.5
REB/GAME	36.2
REB ALLOWED/GAME	35.5
LEADING SCORER	PURYEAR (11.8)
LEADING REBOUNDER	WRIGHT (5.0)
LEADER IN ASSISTS	CLARK, PHILLIPS (3.2)
HEAD COACH	Kim Anderson (Missouri, '79, '81)
SCHOOL RECORD	16-29 (2nd season)
CAREER RECORD	290-124 (14th season)
COACHING RECORD VS. GEORGIA	0-1

SERIES INFORMATION

ALL-TIME SERIES	4-3 Mizzou
IN COLUMBIA	2-1 Mizzou
IN ATHENS	2-1 Georgia
NEUTRAL SITE	1-0 Mizzou
LAST MEETING	L, 68-44 Feb. 28, 2015 (Athens, Ga.)

FOLLOW #MIZZOU

ON TELEVISION	SEC Network 5:31 p.m. CT Mike Morgan (Play-by-Play) Joe Dean (Analyst) Roger Wilson (Producer)
ON RADIO	Tiger Radio Network Mike Kelly (Play-by-Play) Gary Link (Analyst) Matt Winegardner (Engineer)
ONLINE	@MizzouHoops UGA.Statbroadcast.com



@UGABASKETBALL

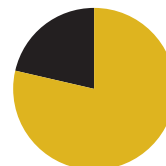
7-4 (0-1)

PTS/GAME	70.7
PTS ALLOWED/GAME	66.0
FG %	44.3
FG DEFENSE %	37.0
3-PT FG %	33.3
3-PT FG DEFENSE %	29.7
REB/GAME	37.2
REB ALLOWED/GAME	36.4
LEADING SCORER	MATEN (16.6)
LEADING REBOUNDER	MATEN (7.5)
LEADER IN ASSISTS	FRAZIER (4.0)
HEAD COACH	Mark Fox (Eastern New Mexico, '91)
SCHOOL RECORD	113-93 (7th season)
CAREER RECORD	236-136 (12th season)
COACHING RECORD VS. MISSOURI	3-1

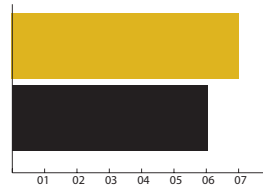
#ZOUNOTES

- Mizzou Men's Basketball (7-6) enters Southeastern Conference play coming off one of its most impressive two-game stretches in recent history. Head coach **Kim Anderson's** squad plays at Georgia (7-4) on Wednesday, Jan. 6, at 5:30 p.m. (SEC Network) before hosting Auburn at Mizzou Arena on Saturday, Jan. 9 at 8 p.m. (ESPN2).
- The Tigers rolled to a +84 point differential to close out its nonconference schedule, defeating Arkansas-Pine Bluff, 78-25, on Dec. 29 before beating Savannah State, 81-50, on Jan. 2.
- Junior guard **Wes Clark** has reset his career scoring mark twice in the last three games, with 21 points vs. Illinois (Dec. 23) before reaching 22 points vs. Savannah State (Jan. 2).
- Freshman forward **Kevin Puryear's** 11.8 points per game leads the Tigers after 13 games. Sophomore guard **Namon Wright** leads Mizzou with his 5.0 rebounds per game.
- Mizzou is 2-1 in SEC openers over the last three seasons, including the 2014-15 opening defeat of LSU (74-67 OT, Jan. 8, 2015).

#ZOUSTATS



Freshman forward Kevin Puryear ranks 10th in the Southeastern Conference with his 78.8-percent free throw shooting mark. Puryear has connected on 41-of-52 foul shots.



The Tigers are averaging 70.0 points per game through 13 games this season, bettering its 60.5 average from a season ago.

PROJECTED #MIZZOU LINEUP



G

1

terrence
PHILLIPS

FR // 5-11 // 175 // ORANGE COUNTY, CALIF.

@FloorGeneral103			
PPG	RPG	APG	SPG
8.2	3.2	3.2	1.2
▶ 14 points vs. Omaha (Dec. 9)			
▶ 7 assists (season-high) vs. Ark. St.			
▶ 16 points vs. Northwestern, a new season-high (3-of-6 three-pointers)			



G

15

wes
CLARK

JR // 6-0 // 180 // DETROIT, MICH.

@Im_back_15			
PPG	RPG	APG	SPG
10.1	2.8	3.2	0.8
▶ Career-high 22 points vs. Sav. St.			
▶ 21 points vs. Illinois			
▶ Right elbow dislocation caused him to miss final 8 games of 2014-15			



G

10

k.j.
WALTON

FR // 6-3 // 197 // BROWNSBURG, IND.

@KJWalton10			
PPG	RPG	APG	SPG
6.4	1.5	0.9	0.5
▶ Back in starting lineup after starting season-opener vs. Wofford			
▶ Season-high 11 points (1-of-3 FG, 9-of-10 FT) vs. UMES (Nov. 15)			



F

24

kevin
PURYEAR

FR // 6-7 // 236 // BLUE SPRINGS, MO.

@CalIme_KP24			
PPG	RPG	FG%	FT%
11.8	4.5	50.5	78.8
▶ Double digit scoring in nine of 13 games this season			
▶ KC Star Metro Player of the Year as a senior at Blue Springs South			



F

25

russell
WOODS

JR // 6-8 // 225 // CHICAGO, ILL.

@BigRuss25_			
PPG	RPG	FG%	MPG
5.1	3.8	68.3	15.8
▶ First career start in win vs. Arkansas-Pine Bluff (Dec. 29)			
▶ Back-to-back games with 10 rebounds (vs. Illinois; Arkansas-PB)			

PROJECTED GEORGIA LINEUP

G 4 CHARLES MANN (SR, 6-5, 215) 9.7 PPG // 3.9 RPG // 2.5 APG	G 12 KENNY GAINES (SR, 6-3, 205) 14.4 PPG // 3.2 RPG // 1.0 SPG	G 30 J.J. FRAZIER (JR, 5-10, 155) 15.1 PPG // 4.8 RPG // 4.0 APG	F 1 YANTE MATEN (SO, 6-8, 240) 16.6 PPG // 7.5 RPG // 1.8 BPG	F 24 HOUSTON KESSLER (JR, 6-6, 210) 3.1 PPG // 3.7 RPG // 0.5 BPG
--	--	---	--	--

QUICK FACTS

INSTITUTIONAL INFORMATION

Location _____ Columbia, Mo.
 Founded: _____ 1839
 Enrollment: _____ 35,050
 Nickname: _____ Tigers
 Colors: _____ Old Gold and Black
 Arena (Capacity): _____ Mizzou Arena (15,061)
 Conference: _____ Southeastern
 Interim System President: _____ Mike Middleton
 Phone _____ 573-882-2011
 Interim Chancellor: _____ Hank Foley
 Phone: _____ 573-882-3387
 Director of Athletics: _____ Mack Rhoades
 Department Phone: _____ 573-882-6501
 Ticket Office Phone: _____ 573-884-7297
 _____ 800-228-7297

THE MIZZOU TIGERS

Head Coach: _____ Kim Anderson (Second season)
 _____ University of Missouri, 1979, '81
 Missouri Record _____ 16-29 (2nd season)
 Overall Record: _____ 290-124 / .700 (14th season)
 Assistant Coaches: _____ Rob Fulford (Second season)
 _____ Brad Loos (Second season)
 _____ Corey Tate (First season)
 Special Assistant to the Head Coach _____
 _____ Steve Shields (First season)
 Basketball Operations: _____ Paul Rorvig
 _____ (Second season)
 Basketball Performance: _____ Matt Herring
 _____ (Second season)
 Operations Assistant _____ John Poettgen
 Graduate Assistants: _____ Brett Anderson
 _____ Jon Gilliam
 2014-15 Record: _____ 9-23
 SEC Record (Finish): _____ 3-15 (14th)
 Starters Returning / Lost: _____ 3/2
 Lettermen Returning / Lost: _____ 6/5

STRATEGIC COMMUNICATIONS

Senior Assoc. Athletics Director: _____ Ryan Bradley
 Office Phone _____ 573-882-9805
 E-Mail: _____ bradleyry@missouri.edu
 Associate Athletics Director: _____ Chad Moller
 Office Phone: _____ 573-882-0712
 E-Mail: _____ mollerc@missouri.edu
Men's Basketball Contact: _____ Patrick Crawford
Office Phone: _____ 573-882-2531
E-Mail: _____ crawfordpa@missouri.edu
 Associate Director: _____ Kate Lakin
 Assistant Director: _____ Shawn Davis
 Assistant Director: _____ Tyler Koonce
 Assistant Director: _____ Andy Oldenburg
 Web Coordinator: _____ Kevin Fletcher
 Digital Media: _____ Ali Fisher
 Associate (Secondary Contact): _____ Andrew Melroe
 E-Mail: _____ melroea@missouri.edu
 Twitter/Instagram _____ @MizzouHoops
 Website: _____ mutigers.com

Pro-nun-SEE-A-shun GUIDE

Kevin Puryear _____ Per-YEAR
 Namon Wright _____ NAY-mun

KIM ANDERSON



HOMETOWN
 Sedalia, Mo.
HIGH SCHOOL
 Smith-Cotton
TWITTER
 @CoachAndersonMU
FAMILY
 Wife, Melissa
 Son, Ryan
 Son, Brett


In his second season leading the Mizzou Men's Basketball program, head coach **Kim Anderson** continues to turn the Tigers in the right direction, both on and off the court. With five newcomers on the 2015-16 roster that his staff personally recruited, Anderson hopes a higher comfort level and familiarity amongst his squad will translate into better team basketball. The Tigers already did their part in the offseason, posting the highest summer session grade point average for a Mizzou team in more than five seasons.

The Tiger leader took on the role of architect during the summer of 2014, beginning with establishing an identity for the Mizzou program. It would be built to last, with sturdy roots of character, discipline and competitiveness to reignite the passion of the many Black & Gold fans who clamor into Mizzou Arena. The first step was finding student-athletes, so Anderson and his staff brought in five freshmen and a graduate transfer for a total of six new faces. The following step was to get the newcomers and returning players to work as a team, which is not as simple of a process as it sounds.

Anderson knew sustained success could start with bumps in the road, and as the inexperience and unfamiliarity between his Tigers began to show down the stretch of the 2014-15 season, it became clear that changes would need to be made. Following Mizzou's 9-23 season, Anderson made it known what he and his staff's focuses would be going forward into the offseason. For the offseason, the Tiger coaching staff emphasized academic achievement, staff efficiency, athletic performance, team chemistry and a targeted recruiting focus.

2015-16 MIZZOU ROSTER

#	Name	Ht.	Wt.	Pos.	Yr.	Exp.
1	Terrence Phillips	5-11	175	G	Fr.	HS
	Orange County, Calif. / Oak Hill Academy (Va.) Note: 88-4 record as starting point guard at Oak Hill					
4	Tramaine Isabell	6-0	178	G	So.	1L
	Seattle, Wash. / Garfield H.S. Note: Multiple assists in eight games in 14-15					
5	D'Angelo Allen	6-7	216	F	So.	1L
	Dallas, Texas / Kimball H.S. Note: Started last 8 games of 14-15 season					
10	K.J. Walton	6-3	197	G	Fr.	HS
	Brownsburg, Ind. / Brownsburg H.S. Note: Former 103rd-ranked <i>Rivals.com</i> prospect					
11	Jimmy Barton	5-9	160	G	R-So.	RS
	St. Louis, Mo. / DeSmet Jesuit H.S. / Houston Baptist Note: Walk-on with 13 games at H-Baptist in 13-14					
12	Namon Wright	6-5	202	G	So.	1L
	Los Angeles, Calif. / Pacific Hills Note: Averaged 13.6 PPG in last five games of 14-15					
13	Trevor Glassman	6-3	200	G	Jr.	TR
	Bedford, N.H. / New Hampton School / Manhattan Note: Walk-on, sitting out the 2015-16 season after transfer					
15	Wes Clark	6-0	180	G	Jr.	2L
	Detroit, Mich. / Romulus H.S. Note: Returns after season-ending inj. to right elbow					
23	Jakeenan Gant	6-8	212	F	So.	1L
	Springfield, Ga. / Effingham County Note: Won Mizzou's annual Black & Gold dunk contest					
24	Kevin Puryear	6-7	236	F	Fr.	HS
	Blue Springs, Mo. / South H.S. Note: 20.1 pts., 7.8 reb. per game as a senior					
25	Russell Woods	6-8	225	F	Jr.	JC
	Chicago, Ill. / Simeon High School / John A. Logan College (Ill.) Note: 14.1 pts., 7.2 reb. per game at JUCO in 14-15					
32	Adam Wolf	6-7	202	F	Fr.	HS
	Beaver Dam, Wis. / Beaver Dam H.S. Note: Walk-on who avg. 17.0 pts. per game as senior					
33	Cullen VanLeer	6-4	200	G	Fr.	HS
	Pacific, Mo. / Pacific H.S. Note: 23.5 pts., 7.3 reb. per game as a senior					
44	Ryan Rosburg	6-10	260	F	Sr.	3L
	Chesterfield, Mo. / Marquette H.S. Note: 56 career starts at Mizzou, 107 career app.					



Back Row: Trainer Pat Beckmann, Graduate Assistant Jon Gilliam, Special Assistant to the Head Coach Steve Shields, Athletic Performance Coach Matt Herring, Director of Basketball Operations Paul Rorvig, Head Coach Kim Anderson, Assistant Coach Corey Tate, Assistant Coach Brad Loos, Assistant Coach Rob Fulford, Operations Assistant John Poettgen, Graduate Assistant Brett Anderson.

Front Row: Russell Woods (25), Kevin Puryear (24), Terrence Phillips (1), Wes Clark (15), K.J. Walton (10), Jimmy Barton (11), Tramaine Isabell (4), Cullen VanLeer (33), Namon Wright (12), Adam Wolf (32), D'Angelo Allen (5), Ryan Rosburg (44), Jakeenan Gant (23).

NOTEWORTHY NOTES

LAST TIME OUT

- ▶ With Missouri's 81-50 win over Savannah State on Jan. 2, the Tigers improved to 7-1 at Missouri Arena this season.
- ▶ Head coach **Kim Anderson's** group shot 84.2 percent from the free throw line (16-of-19), a season-high and the second time this season Missouri has shot over 80 percent from the charity stripe.
- ▶ In the first half, Missouri shot a single-half season-high 70.8 percent from the field (17-of-24), besting the previous mark of 64.3 percent (18-of-28) in the second half against Northern Illinois on Dec. 4.
- ▶ Missouri shot 53.6 percent from the field in the game (30-of-56), the third time this season Missouri has shot better than 50 percent from the field.

CLARK CATCHING FIRE

- ▶ Junior guard **Wes Clark** set a new career-high with 22 points vs. Savannah State (Jan. 2) on 9-of-10 shooting. Clark has scored in double-digits in three consecutive games, five time this season and 18 times in his career.
- ▶ Clark did not miss a single shot in the first half. Clark was 5-of-5 from the field, including 1-of-1 from beyond the three-point line and 1-of-1 from the free throw line.
- ▶ Clark had three steals and two blocks in the game, the third time this season he has reached three steals and the first time in his career he has recorded multiple blocks in a game.
- ▶ Clark has led Missouri in scoring three times this season after doing so in five games during the 2014-15 campaign.

FINISHED NONCONFERENCE IN STYLE

- ▶ Missouri finished its nonconference schedule the way it should with big victories over visitors to Missouri Arena, first with the 53-point win (78-25) over Arkansas-Pine Bluff (Dec. 29). That win was the Tigers largest margin of victory over an opponent since defeating Central Arkansas by the same amount in a 116-63 win in 2010.
- ▶ The 25 points allowed by the Tigers in that victory were the fewest ever allowed by a Missouri team inside Missouri Arena and the fewest by a Missouri team since Jan. 3, 1947, against Iowa State when Missouri won, 36-25.
- ▶ Missouri also held UAPB to an all-time opponent low 15.4-percent field goal shooting mark. The previous was 18.3-percent by UAPB in 1998.
- ▶ The Tigers defeated Savannah State, 81-50, for a 31-point victory on Jan. 2, bringing Missouri's two-game stretch to a whopping 84-point differential. That 84-point differential was Missouri's largest since outscoring its opponents by 99 points in games vs. Texas Pan-American (100-44, Nov. 22, 2009) and Chattanooga (99-56, Nov. 24, 2009).

PSYCHO REBOUNDING

- ▶ Missouri has worked to establish itself on the boards as a noticeably shorter squad. In fact, the Tigers rank 267th in all of Division I basketball in average height with a roster average of 76.2 inches, or 6 feet, 3.5 inches (according to Ken Pomeroy).
- ▶ The Tigers recorded the second +10 rebounding margin game of the Kim Anderson Era against Illinois (Dec. 23), 43-32 (+11).
- ▶ Missouri followed that up with its first 50-rebound game in more than two seasons. The Tigers racked up 56 rebounds against Arkansas-Pine Bluff (Dec. 29). The last time Missouri grabbed 50 or more rebounds was on Feb. 9, 2013, with 50 vs. Ole Miss.
- ▶ The Tigers kept the momentum on the boards going in their game vs. Savannah State (Jan. 2). Missouri outrebounded Savannah State, 40-30, the seventh time this season Missouri has outrebounded its opponent. The Tigers have outrebounded its opponent in six of their seven wins.
- ▶ The 40-30 rebounding margin was the third time in the **Kim Anderson** era Missouri has outrebounded its opponent by +10 or more.

SHOOTING 50 PERCENT OR BETTER IN A HALF UNDER KIM ANDERSON

Team (Date)	FG-A	Pct.	Half
Valparaiso (11-16-14) 1	4-26	52.8	2nd
Oral Roberts (11-19-14)	12-19	63.2	2nd
SEMO (12-2-14)	10-20	50.0	1st
SEMO (12-2-14)	12-24	50.0	2nd
Elon (12-11-14)	13-22	59.1	1st
Lipscomb (1-3-15)	12-24	50.0	1st
at Texas A&M (1-21-15)	12-23	52.2	1st
Mississippi State (2-14-15)	14-28	50.0	2nd
at Arkansas (2-18-15)	15-27	55.6	2nd
Florida (2-24-15)	9-18	50.0	2nd
Wofford (11-13-15)	17-31	54.8	1st
Wofford (11-15-15)	11-19	57.9	2nd
Arkansas State (12-1-15)	18-34	52.9	1st
Northern Illinois (12-4-15)	18-28	64.3	2nd
Omaha (12-9-15)	14-28	50.0	1st
Savannah State (1-2-16)	17-24	70.8	1st

BY THE NUMBERS

13

▶ Missouri has the 13th-youngest roster in all of Division I basketball this season, according to Ken Pomeroy (kenpom.com). Head coach Kim Anderson's team ranks 339 out of 351 teams in terms of experience.

5

▶ Missouri has five scholarship newcomers, including four talented freshmen and an experienced JUCO transfer. In total, the squad features eight freshmen/sophomores out of its 12 allocated scholarships.

84

▶ Missouri outscored its final two nonconference opponents, Arkansas-Pine Bluff and Savannah State, by a combined 84 points.

GAME PREVIEW - GEORGIA

ABOUT GEORGIA

- ▶ Georgia (7-4), led by head coach **Mark Fox**, has an exemplary senior duo in guards **Kenny Gaines** and **Charles Mann**. Both enter the Missouri-Georgia game as 1,000-point scorers for their careers.
- ▶ Other strong contributors to Georgia's cause have been leading scorer, sophomore forward **Yante Maten** (16.6), and junior guard **J.J. Frazier** (15.1). Gaines and Mann average 14.4 and 9.7 points per game, respectively.
- ▶ After dropping a 68-66 result to a common opponent with Missouri in Kansas State (Dec. 4), the Bulldogs rattled off four-straight victories.

CLOSER LOOK AT THE BULLDOGS

- ▶ Georgia started the 2015-16 season with an overtime loss at home to Chattanooga, 92-90, on Nov. 13. The Bulldogs have also dropped games at Seton Hall (69-62, Nov. 28), Kansas State (68-66, Dec. 4) and at Florida (77-63, Jan. 2).
- ▶ Georgia has scored 70.7 points against its opponents, on average, while allowing 66.0 points per game. The Bulldogs are shooting a stout 44.4 percent from the field as a team entering the game vs. Missouri.

MOVIE SCOUTING REPORT

THE IRON GIANT (1999)

Sophomore forward **Yante Maten** has averaged 2.8 offensive rebounds per game this season.

THE FAST AND THE FURIOUS (2001)

Junior guard **J.J. Frazier** has a team-best 15 steals in 11 games, an average of 1.3 per contest.

FURIOUS 7 (2015)

Senior guard **Kenny Gaines** averages 6.1 three-point field goal attempts per game.

BLOCK PARTY

- ▶ Mizzou sophomore forward **Jakeenan Gant** recorded four blocks vs. Arkansas-Pine Bluff (Dec. 29), a career-high night and the most blocks this season by a Tiger.
- ▶ Gant has recorded a block in 11-of-13 games and has a team-leading 17 so far in the 2015-16 campaign.

FEARLESS CLARK



- ▶ Junior guard **Wes Clark** caught the attention of many with his aggressive play vs. Illinois (Dec. 23), scoring a then-career-best 21 points on stout 8-of-16 (4-of-6 3PT) field goal shooting.
- ▶ Included in those taking note of Clark's game was Illinois head coach **John Groce**, who called the Tiger guard "fearless" after the contest.



JOHN GROCE

Illinois Head Coach on Wednesday, Dec. 23

On Wes Clark's performance in the Braggins' Rights Game...

"He is a high-level competitor. I think he is a guy that loves big moments. He is fearless. We talked to our guys about that before the game. He was terrific. I thought he made some big time shots. He made some tough shots off the dribble, Threes, and twos. He put his head down a couple times and made things happen for their team. I really respect the heck out of him. Not only as a player, but as a competitor. I like tough guys. He is a tough dude."

GETTING GANT GOING

- ▶ After averaging just 2.5 points per game in Mizzou's first six games of the season (15 points), sophomore forward **Jakeenan Gant** has found a rhythm coming off the bench for the Tigers. Gant has averaged 7.6 points per game over the last seven games (53 points), including two 11-point efforts vs. Northern Illinois (Dec. 4) and Omaha (Dec. 9).
- ▶ Gant has also impacted Mizzou's rebounding, as the forward has pulled down 5.4 boards per game over the last seven games. That more than doubles his six-game average to start the 2015-16 season (1.7).

EFFICIENT WOODS



- ▶ Junior forward **Russell Woods** has carved out a special place in head coach **Kim Anderson's** rotation due to his selective nature, a trait that has Woods' leading the Tigers with his 68.3 field goal percentage.

- ▶ Woods has logged 15.8 minutes per game through Mizzou's first 13 games of the season and played a season-high 24 minutes vs. Illinois (Dec. 23), pulling down a career-best 10 rebounds. He followed that up with another 10-rebound game vs. Arkansas-Pine Bluff (Dec. 29).

- ▶ The junior college transfer out of John A. Logan College, Woods averaged 14.1 points and 7.2 rebounds per game and shot 61-percent from the field during the 2014-15 season.



QUOTING COACH A

After Omaha win on Wednesday, Dec. 9

On Russell Woods shooting the ball...

"He doesn't try to do something he can't do. That's the great thing about Russ. He knows where he can score from and those are the shots he takes. You very rarely see him get very far from the basket unless he's coming out to set a screen. That's smart and he made some shots for us tonight that were important. He's really learning to play within himself and we need that from everybody. He's still really active."

#RALLYFORRHAN

- ▶ Rhyann Loos, the 5-year-old daughter of assistant Mizzou coach **Brad Loos** and his wife, Jen, has been diagnosed with neuroblastoma, a type of pediatric cancer. The Mizzou Men's Basketball program will be supporting Rhyann and the Loos Family throughout the season.
- ▶ To find out more about Rhyann and how you can offer support, visit www.mutigers.com/RallyForRhyann.



ALWAYS BETTER TO GIVE

- ▶ Mizzou recorded 19 assists (on 27 field goals) as a team in the 78-25 win vs. Arkansas-Pine Bluff (Dec. 29), the highest total of assists in the Kim Anderson era.
- ▶ Anderson's squad reached 18 assists (on 28 field goals) earlier in the season vs. Northern Illinois (Dec. 4).
- ▶ The Tigers had previously posted 18 assists or more with 19 against Mississippi State on March 1, 2014.

STRONG DEBUT FOR PURYEAR

- ▶ Freshman forward **Kevin Puryear** averaged 16.5 points per game over the first two games of his collegiate career.
- ▶ With his 20-point outburst in Mizzou's season-opening, 83-74 win vs. Wofford (Nov. 13), Puryear joined an exclusive list of debuts.
- ▶ Other 20-point Tiger freshman debuts in the last 40 years: Montaque Gill-Ceaser, 21 points vs. UMKC (Nov. 14, 2014), Jevon Crudup, 22 points at Rutgers (Nov. 27, 1990), Steve Stipanovich, 23 points vs. Southwest Texas State (Nov. 30, 1979).

INFINITI COACHES CHARITY CHALLENGE

- ▶ Support head coach **Kim Anderson's** cause to raise money for Boys & Girls Clubs of Columbia, Missouri, by voting for him at ESPN.com/Infiniti.



NCAA APPEARANCES: '44, '76, '78, '80, '81, '82, '83, '86, '87, '88, '89, '90, '92, '93, '95, '99, '00, '01, '02, '03, '09, '10, '11, '12, '13

LAST GAME

Savannah State vs Mizzou

1-2-16 2:01 p.m. at Columbia, Mo. // Mizzou Arena

VISITORS: Savannah State 4-7

##	Player		tot-fg		3-pt		ft		f		rebounds		pf	tp	a	to	blks	min
			fg	fga	fg	fga	ft	fta	of	de	tot	pf						
01	MARTIN	*	1	12	0	4	2	2	1	0	1	2	4	2	1	0	0	26
03	KILO	*	2	5	0	2	0	1	2	1	3	0	4	0	0	1	0	22
04	MANASSA	*	3	9	0	3	0	1	1	3	4	2	6	3	4	0	1	25
15	FELDER	*	3	7	3	4	0	0	1	4	5	1	9	2	4	0	0	20
30	IDRIS	*	2	4	2	3	0	0	0	1	1	3	6	1	0	1	0	22
02	PINKETT		3	9	1	2	0	2	0	1	1	4	7	1	5	0	1	26
10	JORDAN		0	0	0	0	0	0	1	1	2	2	0	0	0	0	0	4
22	MCCLANAHAN		2	6	1	3	1	2	0	1	1	1	6	2	2	0	0	23
44	BAXTER		1	1	0	0	0	0	0	2	2	1	2	0	1	1	0	8
55	PEARSON		3	6	0	1	0	0	6	3	9	2	6	0	1	0	0	24
TEAM									1	1								
Totals.....			20	59	7	22	3	8	13	17	30	18	50	11	18	3	2	200

TOTAL FG%	1st Half: 10-33 30.3%	2nd Half: 10-26 38.5%	Game: 33.9%	DEADBALL
3-Pt. FG%	1st Half: 3-12 25.0%	2nd Half: 4-10 40.0%	Game: 31.8%	REBOUNDS
F Throw %	1st Half: 2-4 50.0%	2nd Half: 1-4 25.0%	Game: 37.5%	1

HOME TEAM: Mizzou 7-6

##	Player		tot-fg		3-pt		ft		f		rebounds		pf	tp	a	to	blks	min
			fg	fga	fg	fga	ft	fta	of	de	tot	pf						
01	PHILLIPS, Terrence	*	3	4	0	0	1	1	0	4	4	3	7	6	0	0	0	21
10	WALTON, K.J.	*	3	6	2	2	2	2	0	0	0	1	10	0	3	0	1	17
15	CLARK, Wes	*	9	10	1	2	3	3	1	2	3	1	22	3	3	2	3	23
24	PURYEAR, Kevin	*	2	5	0	0	4	4	1	3	4	1	8	1	0	0	0	15
25	WOODS, Russell	*	3	3	0	0	1	2	0	3	3	1	7	1	0	2	2	18
04	ISABELL, Tramaine		1	6	1	3	2	2	0	2	2	0	5	1	2	0	1	16
05	ALLEN, D'Angelo		0	1	0	1	0	0	0	1	1	0	0	0	0	0	0	7
11	BARTON, Jimmy		0	1	0	1	0	0	0	0	0	0	0	0	0	0	0	3
12	WRIGHT, Namon		4	9	1	4	2	2	2	6	8	2	11	0	2	0	0	23
23	GANT, Jakeenan		2	5	0	0	0	0	3	2	5	0	4	0	1	1	0	22
32	WOLF, Adam		0	1	0	1	0	0	0	2	2	0	0	0	0	0	0	3
33	VANLEER, Cullen		1	2	0	1	0	0	1	1	2	2	2	2	2	0	0	17
44	ROSBURG, Ryan		2	3	0	0	1	3	1	4	5	1	5	0	0	0	0	15
TEAM									1	1								
Totals.....			30	56	5	15	16	19	10	30	40	12	81	14	13	5	7	200

TOTAL FG%	1st Half: 17-24 70.8%	2nd Half: 13-32 40.6%	Game: 53.6%	DEADBALL
3-Pt. FG%	1st Half: 3-4 75.0%	2nd Half: 2-11 18.2%	Game: 33.3%	REBOUNDS
F Throw %	1st Half: 4-7 57.1%	2nd Half: 12-12 100%	Game: 84.2%	2

Officials: Chuck Jones, Bart Lenox, Todd Austin

Technical fouls: Savannah State-None. Mizzou-None.

Attendance: 6037

Score by Periods 1st2ndTotal

Savannah State 25 25 50

Mizzou 41 40 81

@MIZZOUHOOPS FINISHES NONCONFERENCE PLAY WITH DOMINANT WIN



COLUMBIA, Mo. - Junior guard **Wes Clark** (Detroit, Mich.) tallied a career-high 22 points on an impressive 9-of-10 shooting performance as Mizzou Men's Basketball (7-6) defeated Savannah State, 81-50, on Saturday afternoon.

Sophomore guard **Namon Wright** (Los Angeles, Calif.), freshman guard **K.J. Walton** (Brownsburg, Ind.) and freshman forward **Kevin Puryear** (Blue Springs, Mo.) each posted eight-plus points to round out a balanced Tigers' attack.

Mizzou was outstanding from the field in the first half, hitting 17-of-24 shots (71-percent). The impressive shooting performance marked the Tigers' highest field goal percentage in any half this season.

The Tigers used a 16-6 scoring run midway through the opening half to power their way to a 41-25 advantage after 20 minutes of play. Clark finished the half with a team-high 12 points on 5-of-5 shooting.

In the final four minutes of the first half and opening five minutes of the second half, Mizzou used an impressive 19-0 scoring run to firmly pull away from Savannah State (4-7). Mizzou continually took advantage of costly turnovers from the visiting Tigers, producing 25 points off of 18 total turnovers.



TERRENCE PHILLIPS

FR | G | 5-11 | 175

Orange County, Calif.

Oak Hill Academy (Va.)

LAST GAME (SAVANNAH STATE 1-2-16)

FG	FGA	3FG	FGA	FT	FTA	REB	AST	PTS
3	4	0	0	1	1	4	6	7

PHILLIPS 2015-16 GAME-BY-GAME

Opponent	Date	GS	Min	FG	FGA	Pct	3FG	FGA	Pct	FT	FTA	Pct	Off	Def	Tot	Avg	PF	FO	A	TO	Blk	Stl	Pts	Avg
WOFFORD	11-13-15	*	29	2-5	.400	0-1	.000	3-4	.750	0	3	3	3.0	3	0	3	2	0	0	0	0	7	7.0	
UMES	11-15-15	*	27	5-7	.714	3-4	.750	0-0	.000	1	2	3	3.0	3	0	2	1	0	1	13	10.0			
at Xavier	11-17-15	*	12	1-2	.500	1-2	.500	0-0	.000	0	1	1	2.3	4	0	0	2	0	0	3	7.7			
vs Kansas State	11-23-15	*	24	3-8	.375	0-2	.000	0-0	.000	0	6	6	3.3	2	0	2	5	0	1	6	7.3			
vs Northwestern	11-24-15	*	31	6-11	.545	3-6	.500	1-1	1.000	0	6	6	3.8	5	1	4	4	1	4	16	9.0			
ARKANSAS ST.	12-1-15	*	23	2-4	.500	0-2	.000	4-4	1.000	0	4	4	3.8	4	0	7	0	0	1	8	8.8			
NORTHERN ILL.	12-4-15	*	35	5-7	.714	1-3	.333	2-3	.667	0	1	1	3.4	4	0	6	5	0	2	13	9.4			
OMAHA	12-9-15	*	26	5-10	.500	3-5	.600	1-2	.500	0	2	2	3.3	5	1	1	4	0	2	14	10.0			
at Arizona	12-13-15	*	31	2-9	.222	0-3	.000	3-4	.750	1	1	2	3.1	2	0	3	1	0	2	7	9.7			
NC STATE	12-19-15	*	21	2-6	.333	1-3	.333	2-2	1.000	0	1	1	2.9	3	0	1	1	0	1	7	9.4			
vs Illinois	12-23-15	*	29	2-7	.286	1-3	.333	0-2	.000	1	4	5	3.1	2	0	2	3	0	1	5	9.0			
ARKANSAS-PB	12-29-15	*	18	0-1	.000	0-0	.000	0-0	.000	1	3	4	3.2	1	0	5	2	1	1	0	8.3			
SAVANNAH ST	1-2-16	*	21	3-4	.750	0-0	.000	1-1	1.000	0	4	4	3.2	3	0	6	0	0	0	7	8.2			
at Georgia	1-6-16																							
AUBURN	1-9-16																							
ARKANSAS	1-12-16																							
at S. Carolina	1-16-16																							
GEORGIA	1-20-16																							
at Texas A&M	1-23-16																							
at Kentucky	1-27-16																							
MISSISSIPPI ST	1-30-16																							
OLE MISS	2-3-16																							
at Alabama	2-6-16																							
at Vanderbilt	2-10-16																							
TENNESSEE	2-13-16																							
S. CAROLINA	2-16-16																							
at Arkansas	2-20-16																							
at Ole Miss	2-23-16																							
TEXAS A&M	2-27-16																							
at LSU	3-1-16																							
FLORIDA	3-5-16																							

2015-16 (FRESHMAN):

- 6 assists against 0 turnovers in the 81-50 win vs. Savannah State (Jan. 2), scoring 7 points (3-of-4 FG, 1-of-1 FT).
- 2nd-straight game in double digits with 14 (5-of-10 FG, 3-of-5 3PT, 1-of-2 FT) vs. Omaha (Dec. 9), hitting three 3-pointers for the third time.
- Season-high seven assists in the win vs. Arkansas State (Dec. 1).
- Nearly willed Mizzou to a comeback vs. Northwestern (Nov. 23), scoring 13 of his 16 points (6-of-11 FG) after the break of the 67-62 result.
- Rained in 3-of-4 from three-point land en route to 13 points vs. UMES (Nov. 14), playing 27 minutes in his second career start.
- Earned the start in his collegiate debut vs. Wofford (Nov. 13), recording 7 points, 3 assists and 3 rebounds in 29 minutes.

OAK HILL ACADEMY:

- Led national powerhouse Oak Hill Academy (Mouth of Wilson, Va.) to an 88-4 record as the team's starting point guard his last two seasons.
- Averaged 8.7 assists, 7.7 points and 4.2 steals per game while

leading Oak Hill to a 47-1 season as a senior, with the squad also spending 10 weeks as the nation's No. 1-ranked boys basketball team.

- Broke Oak Hill's career assists record that was previously held by former North Carolina standout Jeff McInnis.

PERSONAL:

- Son of Alice Knox and Ted Phillips, and born on Jan. 12, 1996, in Los Angeles, California.
- Athlete he most looks up to and models his game after is Chris Paul.
- Favorite TV show is 'Friends'.
- Considered Mizzou the most in the recruiting process due to the Tigers coaching staff's ongoing presence.
- Mentions NBA star Kobe Bryant as the most influential person he has ever met.

#1 AT A GLANCE

2015-16 Career

Scored 5+ points	11	-
Scored 10+ points	3	-
Scored 15+ points	1	-
Hit 2+ 3-pointers	3	-
Recorded 3+ rebounds	8	-
Dished 3+ assists	7	-
Played 20+ minutes	11	-
Played 30+ minutes	3	-

#1 GAME HIGHS

2015-16 Career

16, vs. Northwestern		-
11-24-15	PTS	-
6, vs. Northwestern		-
11-24-15	FGM	-
11, vs. Northwestern		-
11-24-15	FGA	-
3, 3 times		-
	3PTM	-
6, vs. Northwestern		-
11-24-15	3PTA	-
4, Arkansas State		-
12-1-15	FTM	-
4, 3 times		-
	FTA	-
6, Twice		-
	REB	-
7, Arkansas State		-
12-1-15	ASST	-
1, Twice		-
	BLKS	-
4, vs. Northwestern		-
11-24-15	STLS	-
35, Northern Illinois		-
12-4-15	MIN	-

PHILLIPS CAREER STATS

SEASON	G-GS	MIN	MPG	FG-A	FG%	3FG-A	3FG%	FT-A	FT%	REB / AVG.	AST / TO	BS / S	TP	AVG.
2015-16	13-13	327	25.2	38-81	.469	13-34	.382	17-23	.739	42 / 3.2	42 / 30	2 / 16	106	8.2
TOTAL	13-13	327	25.2	38-81	.469	13-34	.382	17-23	.739	42 / 3.2	42 / 30	2 / 16	106	8.2



TRAMAINÉ ISABELL

SO // G // 6-0 // 178

Seattle, Wash.

Garfield High School

LAST GAME (SAVANNAH STATE 1-2-16)

FG	FGA	3FG	FGA	FT	FTA	AST	PTS
1	6	1	3	2	2	1	5

ISABELL 2015-16 GAME-BY-GAME

Opponent	Date	GS	Min	FG	FGA	Pct	3FG	FGA	Pct	FT	FTA	Pct	Off	Def	Tot	Avg	PF	FO	A	TO	Blk	Stl	Pts	Avg
WOFFORD	11-13-15	10	2-2	1.000	0-0	.000	0-0	.000	0-0	.000	0	3	3	3.0	1	0	2	3	0	1	4	4.0		
UMES	11-15-15	12	2-5	.400	0-1	.000	0-0	.000	0-0	.000	2	2	4	3.5	0	0	1	0	0	0	4	4.0		
at Xavier	11-17-15	13	3-6	.500	1-1	1.000	4-4	1.000	0	1	1	2.7	2	0	1	5	0	1	11	6.3				
vs Kansas State	11-23-15	12	2-3	.667	0-0	.000	0-0	.000	0	1	1	2.3	0	0	0	0	0	1	4	5.8				
vs Northwestern	11-24-15	8	1-4	.250	0-1	.000	0-0	.000	0	1	1	2.0	1	0	0	0	0	0	2	5.0				
ARKANSAS ST.	12-1-15	16	4-6	.667	2-2	1.000	1-1	1.000	0	0	0	1.7	1	0	2	0	0	1	11	6.0				
NORTHERN ILL.	12-4-15	16	1-5	.200	1-1	1.000	0-1	.000	1	1	2	1.7	0	0	1	0	0	1	3	5.6				
OMAHA	12-9-15	9	0-0	.000	0-0	.000	2-4	.500	0	2	2	1.8	1	0	1	3	0	1	2	5.1				
at Arizona	12-13-15	17	0-4	.000	0-2	.000	0-0	.000	1	1	2	1.8	2	0	1	3	0	1	0	4.6				
NC STATE	12-19-15	24	4-7	.571	1-2	.500	1-2	.500	1	2	3	1.9	2	0	2	2	0	2	10	5.1				
vs Illinois	12-23-15	11	0-3	.000	0-1	.000	0-0	.000	0	1	1	1.8	1	0	0	0	0	0	0	4.6				
ARKANSAS-PB	12-29-15	18	2-7	.286	1-2	.500	0-0	.000	0	1	1	1.8	1	0	3	3	0	1	5	4.7				
SAVANNAH ST	1-2-16	16	1-6	.167	1-3	.333	2-2	1.000	0	2	2	1.8	0	0	1	2	0	1	5	4.7				
at Georgia	1-6-16																							
AUBURN	1-9-16																							
ARKANSAS	1-12-16																							
at S. Carolina	1-16-16																							
GEORGIA	1-20-16																							
at Texas A&M	1-23-16																							
at Kentucky	1-27-16																							
MISSISSIPPI ST	1-30-16																							
OLE MISS	2-3-16																							
at Alabama	2-6-16																							
at Vanderbilt	2-10-16																							
TENNESSEE	2-13-16																							
S. CAROLINA	2-16-16																							
at Arkansas	2-20-16																							
at Ole Miss	2-23-16																							
TEXAS A&M	2-27-16																							
at LSU	3-1-16																							
FLORIDA	3-5-16																							

2015-16 (SOPHOMORE):

- Season-high three assists in win vs. Arkansas-Pine Bluff (Dec. 29).
- Matched season-high point total (11) with season-best four FGs (4-of-6) vs. Arkansas State (Dec. 1).

2014-15 (FRESHMAN):

- Season-best 14 points (4-of-8 FG, 1-of-3 3PT, 5-of-6 FT) vs. Lipscomb (Jan. 3), with his work at the charity stripe setting season-high marks in FT makes and attempts.
- Made ESPN SportsCenter's Top 10 with his buzzer-beating, game-tying three-pointer vs. Oklahoma State (Dec. 30), dropping the bucket with 0.2 seconds left in regulation.

HIGH SCHOOL:

- Was named first team all-state as a senior after leading Garfield High School to a 25-1 overall record and the Class 4A state championship.
- Averaged 23.6 points and 3.5 assists as a senior for Garfield, which

also produced NBA players Tony Wroten and Brandon Roy.

- Poured in 34 points in the state title win over Richland and was named the state tournament's Most Valuable Player.
- Began his high school career at Lakeside High School, the same high school as Microsoft co-founders Bill Gates and Paul Allen, and led the Lions to the 2013 state championship game.

PERSONAL:

- Full name is Tramaine Andre' Isabell.
- Son of Aiyana Brown and Tramaine Isabell Sr.
- Has a younger sister, Queen, and younger brother, Se'jhe.
- Born June 27, 1995.
- Considers his grandfather, Rich Padden, his greatest influence and an important mentor.
- Outside of pursuing basketball, would like to find success in the fields of real estate or private investment.

ISABELL CAREER STATS

CAREER	G-GS	MIN	MPG	FG-A	FG%	3FG-A	3FG%	FT-A	FT%	REB / AVG.	AST / TO	BS / S	TP	AVG.
2014-15	27-1	405	15.0	37-118	.314	16-52	.308	22-28	.786	36 / 1.3	39 / 33	0 / 17	112	4.1
2015-16	13-0	182	14.0	22-58	.379	7-16	.438	10-14	.714	23 / 1.8	15 / 21	0 / 11	61	4.7
TOTAL	40-1	587	14.7	59-176	.335	23-68	.338	32-42	.762	59 / 1.5	54 / 54	0 / 28	173	4.3

#4 AT A GLANCE

2015-16 Career

Scored 5+ points	5	15
Scored 10+ points	3	6
Hit 2+ 3-pointers	1	5
Multiple steals	1	6
Multiple assists	4	13
Recorded 3+ rebounds	3	7
Dished 3+ assists	1	7
Played 20+ minutes	1	8
Played 30+ minutes	-	2

#4 GAME HIGHS

2015-16 Career

11, Twice	14, Lipscomb
PTS	1-3-15
4, Twice	5, at Arkansas
FGM	2-18-15
7, Twice	9, at Arkansas
FGA	2-18-15
2, Arkansas State	3, at Arkansas
12-1-15	3PTM
3, Savannah St.	5, 3 times
1-2-16	3PTA
4, Twice	5, Lipscomb
FTM	1-3-15
4, at Xavier	6, Lipscomb
11-17-15	FTA
4, UMES	4, 4 times
11-15-15	REB
3, Arkansas-PB	6, LSU
12-29-15	ASST
-	-
BLKS	-
2, NC State	2, 6 times
12-19-15	STLS
-	-



D'ANGELO ALLEN

SO // F // 6-7 // 216

Dallas, Texas

Kimball High School

LAST GAME (SAVANNAH STATE 1-2-16)

FG	FGA	3FG	FGA	FT	FTA	REB	PTS
0	1	0	1	0	0	1	0

ALLEN 2015-16 GAME-BY-GAME

Opponent	Date	GS	Min	FG	FGA	Pct	3FG	FGA	Pct	FT	FTA	Pct	Off	Def	Tot	Avg	PF	FO	A	TO	Blk	Stl	Pts	Avg
WOFFORD	11-13-15	DNP																						
UMES	11-15-15	15	1-1	1.000	0-0	.000	0-0	.000	0-2	.000	2	2	4	4.0	2	0	0	0	0	0	1	2	2.0	
at Xavier	11-17-15	12	0-0	.000	0-0	.000	0-0	.000	0-0	.000	0	3	3	3.5	2	0	0	1	0	0	0	0	1.0	
vs Kansas State	11-23-15	16	0-3	.000	0-0	.000	0-0	.000	0-0	.000	3	0	3	3.3	1	0	0	2	0	2	0	0	0.7	
vs Northwestern	11-24-15	5	1-1	1.000	0-0	.000	0-0	.000	0-0	.000	0	0	0	2.5	0	0	1	0	0	0	2	1.0		
ARKANSAS ST.	12-1-15	7	0-0	.000	0-0	.000	1-2	.500	0	2	2	2.4	1	0	0	0	0	1	0	1	0	1	1.0	
NORTHERN ILL.	12-4-15	2	0-0	.000	0-0	.000	0-0	.000	0-0	.000	0	0	0	2.0	1	0	0	0	0	0	0	0	0.8	
OMAHA	12-9-15	DNP																						
at Arizona	12-13-15	4	0-1	.000	0-0	.000	0-0	.000	0-0	.000	0	0	0	1.7	0	0	0	1	0	0	0	0	0.7	
NC STATE	12-19-15	4	1-1	1.000	0-0	.000	1-4	.250	1	0	1	1.6	0	0	0	0	0	0	0	0	3	1.0		
vs Illinois	12-23-15	DNP																						
ARKANSAS-PB	12-29-15	11	4-4	1.000	0-0	.000	0-0	.000	1	3	4	1.9	1	0	0	1	0	1	0	1	8	1.8		
SAVANNAH ST	1-2-16	7	0-1	.000	0-1	.000	0-0	.000	0-0	.000	0	1	1	1.8	0	0	0	0	0	0	0	0	1.6	
at Georgia	1-6-16																							
AUBURN	1-9-16																							
ARKANSAS	1-12-16																							
at S. Carolina	1-16-16																							
GEORGIA	1-20-16																							
at Texas A&M	1-23-16																							
at Kentucky	1-27-16																							
MISSISSIPPI ST	1-30-16																							
OLE MISS	2-3-16																							
at Alabama	2-6-16																							
at Vanderbilt	2-10-16																							
TENNESSEE	2-13-16																							
S. CAROLINA	2-16-16																							
at Arkansas	2-20-16																							
at Ole Miss	2-23-16																							
TEXAS A&M	2-27-16																							
at LSU	3-1-16																							
FLORIDA	3-5-16																							

2015-16 (SOPHOMORE):

- Season-high 8 points (4-of-4 FG) with four rebounds in 11 minutes off bench vs. Arkansas-Pine Bluff (Dec. 29).
- First appearance of the season vs. UMES (Nov. 15), logging 15 high-energy minutes off the bench with 4 rebounds.

2014-15 (FRESHMAN):

- Made all 8 of his starts in Mizzou's final eight games of the season.
- Shot an impressive 53.8-percent from the field (14-of-26) over the final 10 games of the Tigers' campaign.
- Matched his season-high in rebounds (7) in the first of those eight starts at Mississippi State (Feb. 14).
- Season-best 3-of-3 3PT shooting en-route to 10 points at South Carolina (Feb. 10).
- 8 points (3-of-4 FG, 2-of-2 3PT) vs. Illinois (Dec. 20) in the Scottrade Center, draining two 3-pointers.
- Breakout game vs. Elon (Dec. 11), scoring 12 points (5-of-7 FG,

2-of-2 FT) and grabbing 7 rebounds in 21 minutes of action off the bench.

KIMBALL HIGH SCHOOL:

- Was a winner throughout his high school career and was a part of three Texas Class 4A State Championship teams (2011, 2012 and 2014) at Kimball High School in Dallas.
- Averaged 13.3 points and 10.2 rebounds as a senior.
- Named to the Class 4A All-Tournament Team as well and was an All-Region II selection.

PERSONAL:

- Full name is D'Angelo Malik Allen.
- Born May 10, 1996, in Dallas, Texas.
- Son of Evelyn Allen.
- Hobbies include playing video games, watching movies and hanging out with friends.

ALLEN CAREER STATS

SEASON	G-GS	MIN	MPG	FG-A	FG%	3FG-A	3FG%	FT-A	FT%	REB / AVG.	AST / TO	BS / S	TP	AVG.
2014-15	32-8	544	17.0	40-98	.408	9-20	.450	17-28	.607	100 / 3.1	21 / 18	7 / 11	106	3.3
2015-16	10-0	83	8.3	7-12	.583	0-1	.000	2-8	.250	18 / 1.8	1 / 5	1 / 4	16	1.6
TOTAL	42-8	627	14.9	47-110	.427	9-21	.429	19-36	.528	118 / 2.8	22 / 23	8 / 15	122	2.9

NCAA APPEARANCES: '44, '76, '78, '80, '81, '82, '83, '86, '87, '88, '89, '90, '92, '93, '95, '99, '00, '01, '02, '03, '09, '10, '11, '12, '13

#5 AT A GLANCE

2015-16 Career

Scored 5+ points	1	10
Scored 10+ points	-	2
Attempted 5+ FGs	-	6
Grabbed 5+ rebounds	-	8
Multiple steals	1	3
Played 20+ minutes	-	13

#5 GAME HIGHS

2015-16 Career

8, Arkansas-PB	12, Elon
12-29-15	PTS 12-11-14
4, Arkansas-PB	5, Elon
12-29-15	FGM 12-11-14
4, Arkansas-PB	7, Elon
12-29-15	FGA 12-11-14
-	3, South Carolina
-	3PTM 2-10-15
-	3, South Carolina
-	3PTA 2-10-15
1, Twice	3, Lipscomb
	FTM 1-3-15
4, NC State	4, Twice
12-19-15	FTA
4, Twice	7, Twice
	REB
-	2, 3 times
-	ASST
1, Arkansas St.	1, 8 times
12-1-15	BLKS -
2, vs. Kansas State	2, 3 times
11-23-15	STLS -


K.J. WALTON

FR // G // 6-3 // 197

Brownsburg, Ind.

Brownsburg High School

LAST GAME (SAVANNAH STATE 1-2-16)

FG	FGA	3FG	FGA	FT	FTA	REB	PTS
3	6	2	2	2	2	0	10

WALTON 2015-16 GAME-BY-GAME

Opponent	Date	GS	Min	FG	FGA	Pct	3FG	FGA	Pct	FT	FTA	Pct	Off	Def	Tot	Avg	PF	FO	A	TO	Blk	Stl	Pts	Avg
WOFFORD	11-13-15	*	17	3-5	.600	0-0	.000	0-1	.000	0-1	.000	0-0	1	1	1	1.0	2	0	2	0	0	1	6	6.0
UMES	11-15-15		15	1-3	.333	0-1	.000	9-10	.900	0-0	0-0	0-0	0.5	1	0	3	0	0	3	0	0	1	11	8.5
at Xavier	11-17-15		21	3-8	.375	0-1	.000	2-2	1.000	1-2	0.5	0-0	1.3	2	0	1	0	0	0	0	0	0	8	8.3
vs Kansas State	11-23-15		17	1-7	.143	0-1	.000	1-4	.250	2-1	0.5	0-0	1.8	2	0	1	3	0	0	0	0	0	3	7.0
vs Northwestern	11-24-15		5	0-1	.000	0-0	.000	0-0	.000	0-0	0-0	0-0	1.4	2	0	1	0	0	0	0	0	0	0	5.6
ARKANSAS ST.	12-1-15		15	2-7	.286	0-0	.000	6-7	.857	3-2	1.5	0-0	2.0	0	0	0	1	1	0	1	0	10	6.3	
NORTHERN ILL.	12-4-15		9	1-3	.333	0-1	.000	0-0	.000	0-0	0-0	0-0	1.7	0	0	0	0	0	0	0	0	1	2	5.7
OMAHA	12-9-15		10	3-3	1.000	1-1	1.000	3-4	.750	0-2	0-0	0-0	1.8	2	0	0	1	0	0	1	0	2	10	6.3
at Arizona	12-13-15		15	1-1	1.000	0-0	.000	4-8	.500	0-0	0-0	0-0	1.6	1	0	1	0	0	0	0	0	0	6	6.2
NC STATE	12-19-15		11	2-3	.667	0-1	.000	0-2	.000	0-0	0-0	0-0	1.4	2	0	3	3	0	0	0	0	4	6.0	
vs Illinois	12-23-15		13	2-4	.500	0-0	.000	2-2	1.000	1-3	0.3	0-0	1.6	2	0	0	1	0	0	0	0	6	6.0	
ARKANSAS-PB	12-29-15	*	12	2-3	.667	0-0	.000	3-4	.750	1-1	1-1	0-0	1.7	0	0	0	1	1	1	1	1	7	6.1	
SAVANNAH ST	1-2-16	*	17	3-6	.500	2-2	1.000	2-2	1.000	0-0	0-0	0-0	1.5	1	0	0	3	0	0	1	10	6.4		
at Georgia	1-6-16																							
AUBURN	1-9-16																							
ARKANSAS	1-12-16																							
at S. Carolina	1-16-16																							
GEORGIA	1-20-16																							
at Texas A&M	1-23-16																							
at Kentucky	1-27-16																							
MISSISSIPPI ST	1-30-16																							
OLE MISS	2-3-16																							
at Alabama	2-6-16																							
at Vanderbilt	2-10-16																							
TENNESSEE	2-13-16																							
S. CAROLINA	2-16-16																							
at Arkansas	2-20-16																							
at Ole Miss	2-23-16																							
TEXAS A&M	2-27-16																							
at LSU	3-1-16																							
FLORIDA	3-5-16																							

2015-16 (FRESHMAN):

- 10 points (3-of-6 FG, 2-of-2 3PT, 2-of-2 FT) in start vs. Savannah State (Jan. 2), hitting multiple three-pointers for the first time in his career.
- Second start of career vs. Arkansas-Pine Bluff (Dec. 29), scoring 7 points (2-of-3 FG, 3-of-4 FT).
- 10 points (3-of-3 FG, 1-of-1 3PT, 3-of-4 FT) in 10 minutes off the bench vs. Omaha (Dec. 9).
- Second game this season making 5 or more FTs in the win vs. Arkansas State (Dec. 1), making 6-of-7.
- Came off bench and sparked Mizzou in second half action vs. UMES (Nov. 15), scoring all 11 of his points after the break.
- Earned the start in his collegiate debut vs. Wofford (Nov. 13), scoring 6 points (3-of-5 FG) in the 83-74 win.

BROWNSBURG HIGH SCHOOL:

- Averaged 19.7 points, 5.0 rebounds and 1.9 steals per game for Brownsburg High School as a senior.

- Shot an impressive 44.0 percent in his final high school season.
- Named an *Indy Star* Indiana All-Star at the conclusion of his final high school campaign.
- Rated a four-star prospect and ranked as the 103rd best basketball recruit in the nation by Rivals.com.
- Participant at the 28th annual Hoosier Basketball Magazine Top 60 Workout which features Indiana's best upperclassmen
- Chose Mizzou over Cincinnati and Xavier.

PERSONAL:

- Son of Kenneth and Michelle Walton.
- Father, Kenneth, played basketball at Nebraska from 1981-83.
- Born on July 20, 1996, in Indianapolis, Ind.
- Enjoys watching 'Fresh Prince of Bel-Air' in his spare time.
- Favorite sports movie is *Remember the Titans*.
- Favorite professional athlete to follow is Carmelo Anthony.
- Would like to pursue a career in basketball.

WALTON CAREER STATS

SEASON	G-GS	MIN	MPG	FG-A	FG%	3FG-A	3FG%	FT-A	FT%	REB / AVG.	AST / TO	BS / S	TP	AVG.
2015-16	13-3	177	13.6	24-54	.444	3-8	.375	32-46	.696	20 / 1.5	12 / 13	2 / 7	83	6.4
TOTAL	13-3	177	13.6	24-54	.444	3-8	.375	32-46	.696	20 / 1.5	12 / 13	2 / 7	83	6.4

#10 AT A GLANCE
2015-16 Career

Scored 5+ points	9	-
Scored 10+ points	4	-
Hit 2+ 3-pointers	1	-
Hit 5+ free throws	2	-
Multiple assists	3	-
Dished 3+ assists	2	-
Played 20+ minutes	1	-
Played 30+ minutes	-	-

#10 GAME HIGHS
2015-16 Career

11, UMES	PTS	-
11-15-15	PTS	-
3, 4 times	FGM	-
8, at Xavier	FGA	-
11-17-15	FGA	-
2, Savannah St.	3PTM	-
1-2-16	3PTM	-
2, Savannah St.	3PTA	-
1-2-16	3PTA	-
9, UMES	FTM	-
11-15-15	FTM	-
10, UMES	FTA	-
11-15-15	FTA	-
5, Arkansas State	REB	-
12-1-15	REB	-
3, Twice	ASST	-
1, Twice	ASST	-
	BLKS	-
2, Omaha	STLS	-
12-9-15	STLS	-

St. Louis, Mo. // DeSmet Jesuit HS
Houston Baptist

FG	FGA	3FG	FGA	FT	FTA	AST	PTS
0	1	0	1	0	0	0	0

[illegible]

▼ Made first appearance for Mizzou in the win vs. UMES (Nov. 15), coming off the bench in the final moments of the victory.

Walked onto the Tiger program after playing his freshman season at Division I Houston Baptist.

- ▶ Played in 31 games for Houston Baptist, making 13 starts.
- ▶ Saw his averages improve to 3.1 points in 19.2 minutes during Southland Conference play.
- ▶ Passed out a career-high eight assists at Abilene Christian and seven more at Sam Houston State in back-to-back contests.
- ▶ Scored a career high nine points and was a perfect 3-of-3 from three-point range in a loss to Southern Miss.

► Averaged 14.0 points, 6.5 assists and 3.5 rebounds per game in leading the Spartans to the state finals, earning Metro Catholic Conference Co-Player of the Year, first-team all-state and second-team All-Metro honors as a senior.

- Full name is James Edward Barton.
- Born Oct. 7, 1994, in St. Louis, Mo.
- Son of Jim Sr. and Christy Barton.
- Has two sisters, Paige and Mary and one brother, Tommy.
- Considers his father, Jim Sr., his greatest influence.

SEASON	G-GS	MIN	MPG	FG-A	FG%	3FG-A	3FG%	FT-A	FT%	REB / AVG.	AST / TO	BS / S	TP	AVG.
2013-14	31-13	515	16.6	34-98	.347	14-50	.280	12-16	.750	35 / 1.1	57 / 43	0 / 15	94	3.0
2014-15	REDSHIRTED													
2015-16	5-0	14	2.8	0-6	.000	0-4	.000	0-0	.000	0 / 0.0	1 / 1	0 / 1	0	0.0
TOTAL	36-13	529	14.7	34-104	.327	14-54	.259	12-16	.750	35 / 0.9	58 / 44	0 / 16	94	2.6

NCAA APPEARANCES: '44, '76, '78, '80, '81, '82, '83, '86, '87, '88, '89, '90, '92, '93, '95, '99, '00, '01, '02, '03, '09, '10, '11, '12, '13

Scored 5+ points	-	7
Hit 2+ 3-pointers	-	1
Multiple steals	-	4
Multiple assists	-	14
Dished 3+ assists	-	7
Played 20+ minutes	-	9
Played 30+ minutes	-	2

-	PTS	-
-		-
-	FGM	-
4, at Arizona		-
12-13-15	FGA	-
-		-
-	3PTM	-
3, Arkansas-PB		-
12-29-15	3PTA	-
-		-
-	FTM	-
-		-
-	FTA	-
-		-
-	REB	-
1, Arkansas-PB		-
12-29-15	ASST	-
-		-
-	BLKS	-
1, Arkansas-PB		-
12-29-15	STLS	-



NAMON WRIGHT

SO // G // 6-5 // 202

Los Angeles, Calif.

Pacific Hills High School

LAST GAME (SAVANNAH STATE 1-2-16)

FG	FGA	3FG	3FGA	FT	FTA	REB	PTS
4	9	1	4	2	2	8	11

WRIGHT 2015-16 GAME-BY-GAME

Opponent	Date	GS	Min	FG	FGA	Pct	3FG	FGA	Pct	FT	FTA	Pct	Off	Def	Tot	Avg	PF	FO	A	TO	Blk	Stl	Pts	Avg
WOFFORD	11-13-15		23	5-7	.714		3-4	.750		5-8	.625		2	5	7	7.0	3	0	0	0	0	0	18	18.0
UMES	11-15-15	*	26	1-8	.125		1-4	.250		4-4	1.000		2	3	5	6.0	2	0	1	2	0	0	7	12.5
at Xavier	11-17-15	*	28	2-6	.333		0-4	.000		2-3	.667		0	4	4	5.3	3	0	2	2	0	2	6	10.3
vs Kansas State	11-23-15	*	23	1-6	.167		1-5	.200		2-2	1.000		0	4	4	5.0	1	0	0	2	2	1	5	9.0
vs Northwestern	11-24-15	*	31	2-6	.333		0-2	.000		4-4	1.000		1	1	2	4.4	0	0	3	1	0	0	8	8.8
ARKANSAS ST.	12-1-15	*	28	5-9	.556		3-5	.600		1-1	1.000		0	6	6	4.7	3	0	0	0	1	0	14	9.7
NORTHERN ILL.	12-4-15	*	26	3-7	.429		2-5	.400		2-4	.500		0	5	5	4.7	3	0	3	2	0	0	10	9.7
OMAHA	12-9-15	*	30	1-6	.167		0-2	.000		7-8	.875		0	7	7	5.0	2	0	4	3	0	1	9	9.6
at Arizona	12-13-15	*	28	2-8	.250		1-2	.500		4-5	.800		1	4	5	5.0	2	0	0	2	0	0	9	9.6
NC STATE	12-19-15	*	19	0-6	.000		0-1	.000		2-6	.333		0	3	3	4.8	1	0	0	0	0	2	8.8	
vs Illinois	12-23-15	*	17	0-4	.000		0-4	.000		2-2	1.000		0	4	4	4.7	2	0	0	1	0	0	2	8.2
ARKANSAS-PB	12-29-15		21	3-6	.500		1-3	.333		0-0	.000		0	5	5	4.8	1	0	3	0	1	2	7	8.1
SAVANNAH ST	1-2-16		23	4-9	.444		1-4	.250		2-2	1.000		2	6	8	5.0	2	0	0	2	0	0	11	8.3
at Georgia	1-6-16																							
AUBURN	1-9-16																							
ARKANSAS	1-12-16																							
at S. Carolina	1-16-16																							
GEORGIA	1-20-16																							
at Texas A&M	1-23-16																							
at Kentucky	1-27-16																							
MISSISSIPPI ST	1-30-16																							
OLE MISS	2-3-16																							
at Alabama	2-6-16																							
at Vanderbilt	2-10-16																							
TENNESSEE	2-13-16																							
S. CAROLINA	2-16-16																							
at Arkansas	2-20-16																							
at Ole Miss	2-23-16																							
TEXAS A&M	2-27-16																							
at LSU	3-1-16																							
FLORIDA	3-5-16																							

2015-16 (SOPHOMORE):

- Career-high 8 rebounds vs. Savannah State (Jan. 2), along with 11 points (4-of-9 FG, 1-of-4 3PT, 2-of-2 FT).
- Expanded game showed vs. Omaha (Dec. 9), setting new career highs in assists (4) and free throw makes (7), as well as matching his career-best with seven rebounds.
- Team-high 14 points (5-of-9 FG, 3-of-5 3PT, 1-of-1 FT) with 6 rebounds and 1 block vs. Arkansas State (Dec. 1).
- Matched his career-high with two assists in the game at Xavier (Nov. 17), the sixth such time he has accomplished the feat.
- Fired in 18 points (5-of-7 FG, 3-of-4 3PT, 5-of-8 FT) in 23 minutes off the bench in the season-opening win vs. Wofford (Nov. 13).

2014-15 (FRESHMAN):

- Scored double figures in seven different games in his first campaign for Mizzou, averaging 6.8 points per game in 30 games played (20 starts).

- Finished the season as the Tigers' go-to scorer, averaging 13.6 points per game over Mizzou's final five contests.
- Season-ending flurry of points included an impressive 28 points vs. Florida (Feb. 24), leading the Tigers to a 64-52 win over the Gators.
- His scoring output vs. UF was the third-highest scoring performance by a freshman in Mizzou history.

PACIFIC HILLS HIGH SCHOOL:

- Averaged 24.2 points, 9.4 rebounds, 3.0 assists and 1.4 steals for Pacific Hills High School in 2014.
- Helped lead Pacific Hills to the Division IV state championship as a junior and averaged 15.6 points, 7.3 rebounds and 3.1 assists.

PERSONAL:

- Full name is Namon Khary Wright.
- Son of Michelle Burnside.
- Born June 25, 1994, in Los Angeles, Calif.

WRIGHT CAREER STATS

SEASON	G-GS	MIN	MPG	FG-A	FG%	3FG-A	3FG%	FT-A	FT%	REB / AVG.	AST / TO	BS / S	TP	AVG.
2014-15	30-20	607	20.2	77-186	.414	40-103	.388	10-18	.556	69 / 2.3	19 / 37	3 / 17	204	6.8
2015-16	13-10	323	24.8	29-88	.330	13-45	.289	37-49	.755	65 / 5.0	16 / 17	4 / 8	108	8.3
TOTAL	43-30	930	21.6	106-274	.387	53-148	.358	47-67	.701	134 / 3.1	35 / 54	7 / 25	312	7.3

#12 AT A GLANCE

2015-16 Career

Scored 10+ points	4	11
Scored 20+ points	-	2
Hit 2+ 3-pointers	3	15
Made 5+ FGs	2	7
Attempted 5+ FGs	12	30
Attempted 10+ FGs	-	5
Recorded 5+ rebounds	8	12
Multiple assists	4	9
Multiple steals	3	8
Played 20+ minutes	11	27
Played 30+ minutes	2	8

#12 GAME HIGHS

2015-16 Career

18, Wofford	28, Florida
11-13-15	2-24-15
5, Twice	10, Florida
	FGM
9, Twice	14, at Mississippi St.
	FGA
3, Twice	6, Florida
	3PTM
5, 3 times	8, Florida
	3PTA
7, Omaha	7, Omaha
12-9-15	FTM
8, Twice	8, Twice
	FTA
8, Savannah St.	8, Savannah St.
1-2-16	REB
4, Omaha	4, Omaha
12-9-15	ASST
2, vs. Kansas St.	2, vs. Kansas St.
11-23-15	BLKS
2, 3 times	3, at Georgia
	STLS
	2-28-15



WES CLARK

JR // G // 6-0 // 180

Detroit, Mich.

Romulus High School

LAST GAME (SAVANNAH STATE 1-2-16)

FG	FGA	3FG	3FGA	FT	FTA	AST	PTS
9	10	1	2	3	3	3	22

CLARK 2015-16 GAME-BY-GAME

Opponent	Date	GS	Min	FG	FGA	Pct	3FG	3FGA	Pct	FT	FTA	Pct	Off	Def	Tot	Avg	PF	FO	A	TO	Blk	Stl	Pts	Avg
WOFFORD	11-13-15	*	28	0-3	.000	0-0	.000	4-5	.800	0	3	3	3.0	3	0	2	2	0	2	2	0	0	4	4.0
UMES	11-15-15	*	31	4-11	.364	3-6	.500	4-4	1.000	0	1	1	2.0	1	0	3	1	0	3	1	0	0	15	9.5
at Xavier	11-17-15	*	31	5-12	.417	1-4	.250	0-1	.000	2	1	3	2.3	3	0	3	2	0	3	1	0	3	11	10.0
vs Kansas State	11-23-15	*	26	2-9	.222	1-5	.200	0-0	.000	0	2	2	2.3	2	0	6	1	0	0	1	0	0	5	8.8
vs Northwestern	11-24-15	*	31	1-11	.091	1-3	.333	2-2	1.000	1	3	4	2.6	3	0	4	1	0	4	1	0	3	5	8.0
ARKANSAS ST.	12-1-15	*	26	2-7	.286	0-1	.000	4-4	1.000	1	3	4	2.8	2	0	3	3	0	3	3	0	0	8	8.0
NORTHERN ILL.	12-4-15	*	20	1-4	.250	1-1	1.000	3-6	.500	0	7	7	3.4	4	0	4	1	0	4	1	0	0	6	7.7
OMAHA	12-9-15	*	27	2-8	.250	0-3	.000	4-5	.800	1	1	2	3.3	2	0	4	3	1	4	3	1	1	8	7.8
at Arizona	12-13-15	*	16	4-5	.800	0-1	.000	0-0	.000	0	0	0	2.9	5	1	0	1	0	0	1	0	0	8	7.8
NC STATE	12-19-15	*	22	3-9	.333	1-3	.333	0-0	.000	1	1	2	2.8	3	0	3	1	0	3	1	0	0	7	7.7
vs Illinois	12-23-15	*	34	8-16	.500	4-6	.667	1-2	.500	0	3	3	2.8	4	0	4	5	0	4	5	0	1	21	8.9
ARKANSAS-PB	12-29-15	*	23	3-7	.429	3-5	.600	2-2	1.000	0	2	2	2.8	1	0	3	1	1	0	1	1	0	11	9.1
SAVANNAH ST	1-2-16	*	23	9-10	.900	1-2	.500	3-3	1.000	1	2	3	2.8	1	0	3	3	2	3	3	2	3	22	10.1
at Georgia	1-6-16																							
AUBURN	1-9-16																							
ARKANSAS	1-12-16																							
at S. Carolina	1-16-16																							
GEORGIA	1-20-16																							
at Texas A&M	1-23-16																							
at Kentucky	1-27-16																							
MISSISSIPPI ST	1-30-16																							
OLE MISS	2-3-16																							
at Alabama	2-6-16																							
at Vanderbilt	2-10-16																							
TENNESSEE	2-13-16																							
S. CAROLINA	2-16-16																							
at Arkansas	2-20-16																							
at Ole Miss	2-23-16																							
TEXAS A&M	2-27-16																							
at LSU	3-1-16																							
FLORIDA	3-5-16																							

2015-16 (JUNIOR):

- New career-high with 22 points (9-of-10 FG, 1-of-2 3PT, 2-of-2 FT) vs. Savannah State (Jan. 2), doing so in only 23 minutes.
- Then-career game vs. Illinois (Dec. 23), recording his first 20-point game with 21 on eight FG makes (8-of-16 FG, 4-of-6 3PT, 1-of-2 FT).
- Scored at least 15 points for the sixth time in his career in the 73-55 win vs. UMES (Nov. 5), hitting 3-of-6 from 3-point range.
- Made return to lineup in the season opener vs. Wofford (Nov. 13), returning from the right elbow dislocation that ended his 2014-15 season.

2014-15 (SOPHOMORE):

- Averaged 10.1 points per game in his first season in a primary role for Mizzou, starting 20 of 23 games played.
- 26 minutes of action before a right elbow dislocation forced him off the court for the remainder of the game.
- Then-career-high 19 points (7-of-16 FG, 3-of-7 3PT, 2-of-2 FT) vs. No. 1 Kentucky (Jan. 29), also recording 4 assists, 3 steals and attempting a career-high 16 field goals.

2013-14 (FRESHMAN):

- Had 14 games with three or more assists, including a career-high six dimes in the home win over Mississippi State (3/1) and five in wins against Hawaii (11/16) and West Virginia (12/5).

ROMULUS HIGH SCHOOL:

- Led his team to the 2013 Michigan Class A state title, a 27-1 overall record and a No. 24 ranking in the final ESPN High School Power Rankings.
- Was named first team all-state each of his final two years as a prep, averaging 12.8 points, 4.0 rebounds and 6.5 assists as a senior.

PERSONAL:

- Full name is Wesley Lavert Clark.
- Son of Yvette Johnson and Wes Clark Sr.
- Born Dec. 12, 1994, in Detroit, Mich.

#15 AT A GLANCE

2015-16 Career

Scored 10+ points	5	18
Scored 15+ points	3	8
Scored 20+ points	2	2
Dished 3+ assists	11	37
Dished 5+ assists	1	11
Hit 5+ FGs	3	9
Hit 2+ 3-pointers	3	17
Attempted 10+ FGs	5	18
Recorded 3+ steals	3	11
Grabbed 5+ rebounds	1	11
Played 30+ minutes	4	20

#15 GAME HIGHS

2015-16 Career

22, Savannah St.		22, Savannah St.
1-2-16	PTS	1-2-16
9, Savannah St.		9, Savannah St.
1-2-16	FGM	1-2-16
16, vs. Illinois		16, Twice
12-23-15	FGA	
4, vs. Illinois		4, Twice
12-23-15	3PTM	
6, Twice		8, Twice
	3PTA	
4, 4 times		6, Twice
	FTM	
6, Northern Illinois		8, 3 times
12-4-15	FTA	12-30-14
7, Northern Illinois		9, vs. Chaminade
12-4-15	REB	11-26-14
6, vs. Kansas State		9, Oral Roberts
11-23-15	ASST	11-19-14
2, Savannah St.		2, Savannah St.
1-2-16	BLKS	1-2-16
3, 3 times		6, UMKC
	STLS	11-14-14

CLARK CAREER STATS

SEASON	G-GS	MIN	MPG	FG-A	FG%	3FG-A	3FG%	FT-A	FT%	REB / AVG.	AST / TO	BS / S	TP	AVG.
2013-14	33-0	672	20.4	42-117	.359	21-57	.368	31-49	.633	72 / 2.2	70 / 53	2 / 26	136	4.1
2014-15	23-20	713	31.0	81-233	.348	32-102	.314	38-51	.745	81 / 3.5	71 / 45	4 / 38	232	10.1
2015-16	13-13	338	26.0	44-112	.393	16-40	.400	27-34	.794	36 / 2.8	42 / 25	4 / 11	131	10.1
TOTAL	69-33	1723	25.0	167-462	.361	69-199	.347	96-134	.716	189 / 2.7	183 / 123	10 / 75	499	7.2

NCAA APPEARANCES: '44, '76, '78, '80, '81, '82, '83, '86, '87, '88, '89, '90, '92, '93, '95, '99, '00, '01, '02, '03, '09, '10, '11, '12, '13



JAKEENAN GANT

SO // F // 6-8 // 212

Springfield, Ga.

Effingham County High School

LAST GAME (SAVANNAH STATE 1-2-16)

FG	FGA	3FG	3FGA	FT	FTA	REB	PTS
2	5	0	0	0	0	5	4

GANT 2015-16 GAME-BY-GAME

Opponent	Date	GS	Min	FG	FGA	Pct	3FG	FGA	Pct	FT	FTA	Pct	Off	Def	Tot	Avg	PF	FO	A	TO	Blk	Stl	Pts	Avg
WOFFORD	11-13-15	*	16	1-5	.200	0-3	.000	2-2	1.000	1	3	4	4.0	5	1	1	0	1	0	1	0	4	4.0	
UMES	11-15-15	*	13	2-2	1.000	0-0	.000	0-0	.000	0	1	1	2.5	4	0	0	1	2	1	4	4.0			
at Xavier	11-17-15	*	15	0-3	.000	0-2	.000	1-2	.500	1	1	2	2.3	1	0	1	2	1	0	1	0	1	3.0	
vs Kansas State	11-23-15	*	7	0-2	.000	0-1	.000	0-0	.000	0	1	1	2.0	4	0	0	0	1	0	0	1	0	2.3	
vs Northwestern	11-24-15		5	1-1	1.000	0-0	.000	2-3	.667	1	0	1	1.8	3	0	0	0	0	0	0	4	2.6		
ARKANSAS ST.	12-1-15		8	1-4	.250	0-1	.000	0-0	.000	1	0	1	1.7	1	0	0	0	1	0	2	2.5			
NORTHERN ILL.	12-4-15		18	4-6	.667	0-0	.000	3-3	1.000	2	4	6	2.3	1	0	0	1	1	1	11	3.7			
OMAHA	12-9-15		20	3-6	.500	0-0	.000	5-7	.714	1	4	5	2.6	0	0	0	1	2	1	11	4.6			
at Arizona	12-13-15		17	3-6	.500	0-0	.000	2-2	1.000	0	3	3	2.7	2	0	0	1	0	0	8	5.0			
NC STATE	12-19-15		16	2-5	.400	0-0	.000	0-0	.000	1	1	2	2.6	2	0	0	0	1	1	4	4.9			
vs Illinois	12-23-15		18	4-5	.800	0-0	.000	0-0	.000	2	4	6	2.9	1	0	0	0	2	0	8	5.2			
ARKANSAS-PB	12-29-15		20	1-7	.143	0-0	.000	5-6	.833	4	7	11	3.6	1	0	2	0	4	1	7	5.3			
SAVANNAH ST	1-2-16		22	2-5	.400	0-0	.000	0-0	.000	3	2	5	3.7	0	0	0	1	1	0	4	5.2			
at Georgia	1-6-16																							
AUBURN	1-9-16																							
ARKANSAS	1-12-16																							
at S. Carolina	1-16-16																							
GEORGIA	1-20-16																							
at Texas A&M	1-23-16																							
at Kentucky	1-27-16																							
MISSISSIPPI ST	1-30-16																							
OLE MISS	2-3-16																							
at Alabama	2-6-16																							
at Vanderbilt	2-10-16																							
TENNESSEE	2-13-16																							
S. CAROLINA	2-16-16																							
at Arkansas	2-20-16																							
at Ole Miss	2-23-16																							
TEXAS A&M	2-27-16																							
at LSU	3-1-16																							
FLORIDA	3-5-16																							

2015-16 (SOPHOMORE):

- Career-high 11 rebounds and four blocks in 20 minutes off the bench vs. Arkansas-Pine Bluff (Dec. 29).
- Productive 18 minutes vs. Illinois (Dec. 23), scoring 8 points (4-of-5 FG) and matching season bests in rebounds (6) and blocks (2).
- Second-straight game with 11 points (3-of-6 FG, 5-of-7 FT) in the win vs. Omaha (Dec. 9), with career highs in FT makes (5) and attempts (7).
- Breakout game of season with 11 points (4-of-6 FG, 3-of-3 FT) vs. Northern Illinois (Dec. 4) in 18 minutes off the bench.

2014-15 (FRESHMAN):

- Shot an efficient 51.2-percent from the field in his initial season wearing the Black & Gold.
- Finished the season with 14 blocks in 23 games for a team-best average of 0.61 blocks per game.
- 13 points (4-of-8 FG, 1-of-4 3PT, 4-of-4 FT) in 15 minutes off the bench vs. Xavier (Dec. 13), the first action of his collegiate career.

- Did not appear in the first 9 games of 2014-15 during a review of his eligibility by the University of Missouri.

EFFINGHAM COUNTY HIGH SCHOOL:

- One of the premier players in the class of 2014 and was selected to participate in USA Basketball's U18 National Team training camp in Colorado Springs, Colo., at the completion of his senior season.
- Was named Georgia's Mr. Basketball as a senior in 2014.
- Averaged 21.0 points, 10.5 rebounds, 4.0 blocks and 2.8 assists for the Effingham County Rebels as a senior.

PERSONAL:

- Full name is Jakeenan Tyelle Gant.
- Son of La'Kenia Gant and James McDonald.
- Has an older sister, Daira, and younger sister, Arial.
- Born May 6, 1996, in Savannah, Ga.
- Would enjoy working in the restaurant business after basketball.

GANT CAREER STATS

SEASON	G-GS	MIN	MPG	FG-A	FG%	3FG-A	3FG%	FT-A	FT%	REB / AVG.	AST / TO	BS / S	TP	AVG.
2014-15	23-6	324	14.1	47-91	.516	1-14	.071	18-25	.720	50 / 2.2	7 / 16	14 / 9	113	4.9
2015-16	13-4	195	15.0	24-57	.421	0-7	.000	20-25	.800	48 / 3.7	4 / 7	17 / 5	68	5.2
TOTAL	36-10	519	14.4	71-148	.480	1-21	.048	38-50	.760	98 / 2.7	11 / 23	31 / 14	181	5.0

#23 AT A GLANCE

2015-16 Career

Scored 5+ points	4	17
Scored 10+ points	2	5
Hit 3+ FGs	4	14
Grabbed 5+ rebounds	5	7
Recorded 2+ blocks	4	8
Played 20+ minutes	3	6

#23 GAME HIGHS

2015-16 Career

11, Twice	13, Xavier
PTS	12-13-14
4, Twice	5, at Arkansas
FGM	2-18-15
6, 3 times	8, Xavier
FGA	12-13-14
-	1, Xavier
3PTM	12-13-14
3, Wofford	4, Xavier
11-13-15	12-13-14
5, Omaha	5, Omaha
12-9-15	12-9-15
7, Omaha	7, Omaha
12-9-15	12-9-15
11, Arkansas-PB	11, Arkansas-PB
12-29-15	12-29-15
2, Arkansas-PB	3, at Arkansas
12-29-15	2-18-15
4, Arkansas-PB	4, Arkansas-PB
12-29-15	12-29-15
1, 5 times	1. 14 times
STLS	



KEVIN PURYEAR

FR // F // 6-7 / 236

Blue Springs, Mo.

South High School

LAST GAME (SAVANNAH STATE 1-2-16)

FG	FGA	3FG	3FGA	FT	FTA	REB	PTS
2	5	0	0	4	4	4	8

PURYEAR 2015-16 GAME-BY-GAME

Opponent	Date	GS	Min	FG	FGA	Pct	3FG	3FGA	Pct	FT	FTA	Pct	Off	Def	Tot	Avg	PF	FO	A	TO	Blk	Stl	Pts	Avg
WOFFORD	11-13-15	*	32	8-14	.571	1-3	.333	3-4	.750	0	5	5	5.0	1	0	0	2	0	1	20	20.0			
UMES	11-15-15	*	26	4-7	.571	0-0	.000	5-6	.833	1	4	5	5.0	0	0	1	2	0	1	13	16.5			
at Xavier	11-17-15	*	29	4-9	.444	0-2	.000	4-4	1.000	0	5	5	5.0	3	0	0	1	0	0	12	15.0			
vs Kansas State	11-23-15	*	31	4-9	.444	0-0	.000	1-2	.500	1	2	3	4.5	2	0	0	0	1	0	9	13.5			
vs Northwestern	11-24-15	*	29	6-11	.545	0-2	.000	2-4	.500	1	3	4	4.4	1	0	1	2	0	0	14	13.6			
ARKANSAS ST.	12-1-15	*	21	4-7	.571	0-1	.000	2-3	.667	2	5	7	4.8	2	0	1	3	0	0	10	13.0			
NORTHERN ILL.	12-4-15	*	24	6-10	.600	0-0	.000	5-5	1.000	0	1	1	4.3	1	0	0	4	0	0	17	13.6			
OMAHA	12-9-15	*	25	5-8	.625	1-2	.500	7-8	.875	2	6	8	4.8	2	0	1	1	0	1	18	14.1			
at Arizona	12-13-15	*	22	2-10	.200	0-2	.000	0-1	.000	4	1	5	4.8	1	0	1	1	0	0	4	13.0			
NC STATE	12-19-15	*	25	1-2	.500	0-0	.000	2-2	1.000	0	2	2	4.5	1	0	0	0	0	0	4	12.1			
vs Illinois	12-23-15	*	19	5-8	.625	1-2	.500	1-3	.333	1	1	2	4.3	2	0	0	2	0	0	12	12.1			
ARKANSAS-PB	12-29-15	*	17	4-9	.444	0-0	.000	5-6	.833	4	4	8	4.6	1	0	0	2	1	2	13	12.2			
SAVANNAH ST	1-2-16	*	15	2-5	.400	0-0	.000	4-4	1.000	1	3	4	4.5	1	0	1	0	0	0	8	11.8			
at Georgia	1-6-16																							
AUBURN	1-9-16																							
ARKANSAS	1-12-16																							
at S. Carolina	1-16-16																							
GEORGIA	1-20-16																							
at Texas A&M	1-23-16																							
at Kentucky	1-27-16																							
MISSISSIPPI ST	1-30-16																							
OLE MISS	2-3-16																							
at Alabama	2-6-16																							
at Vanderbilt	2-10-16																							
TENNESSEE	2-13-16																							
S. CAROLINA	2-16-16																							
at Arkansas	2-20-16																							
at Ole Miss	2-23-16																							
TEXAS A&M	2-27-16																							
at LSU	3-1-16																							
FLORIDA	3-5-16																							

2015-16 (FRESHMAN):

- Has reached double figures in scoring in 9-of-13 games in 2015-16.
- 13 points (4-of-9 FG, 5-of-6 FT) and eight rebounds in 17 minutes in the 78-25 win vs. Arkansas-Pine Bluff (Dec. 29).
- Then-season-best eight rebounds to go along with 18 points (5-of-8 FG, 1-of-2 3PT, 7-of-8 FT) vs. Omaha (Dec. 9).
- 17 points (6-of-10 FG, 5-of-5 FT) in Mizzou's 78-71 win vs. Northern Illinois (Dec. 4), his second-highest scoring output of the season.
- Scored 20 points (8-of-14 FG, 1-of-3 3PT, 3-of-4 FT) in his collegiate debut, leading Mizzou past Wofford (Nov. 13), 83-74.
- Joined an exclusive list of debuts, with other recent 20-point Tiger freshman performances including: Montague Gill-Ceaser, 21 points vs. UMKC (Nov. 14, 2014), Jevon Crudup, 22 points at Rutgers (Nov. 27, 1990), Steve Stipanovich, 23 points vs. Southwest Texas State (Nov. 30, 1979).

BLUE SPRINGS SOUTH HIGH SCHOOL:

- Averaged 20.1 points and 7.8 rebounds per game while shooting

53.4 percent from the floor as a senior at Blue Springs South.

- Led South to its first Missouri Class 5 State Championship in school history at Mizzou Arena as a senior.
- Was a Missouri Class 5 All-State selection as a junior and senior.
- Named to the Kansas City Star's 2015 All-Metro Player of the Year.
- Chose Mizzou over offers from Arkansas, Ole Miss, Nebraska, Oklahoma State and Creighton.

PERSONAL:

- Son of Kevin and Vicki Puryear.
- Born Nov. 18, 1996, in New Brunswick, N.J.
- Has two sisters, Aleyse and Kendall.
- Grew up dreaming of chance to play at Mizzou.
- Favorite sports movie is *Coach Carter*.
- Favorite professional athlete to follow is LeBron James.
- Would like to pursue a career in basketball.

PURYEAR CAREER STATS

SEASON	G-GS	MIN	MPG	FG-A	FG%	3FG-A	3FG%	FT-A	FT%	REB / AVG.	AST / TO	BS / S	TP	AVG.
2015-16	13-13	315	24.2	55-109	.505	3-14	.214	41-52	.788	59 / 4.5	6 / 20	2 / 5	154	11.8
Total	13-13	315	24.2	55-109	.505	3-14	.214	41-52	.788	59 / 4.5	6 / 20	2 / 5	154	11.8

#24 AT A GLANCE

2015-16 Career

Scored 10+ points	9	-
Scored 15+ points	3	-
Scored 20+ points	1	-
Hit 5+ FGs	5	-
Hit 2+ 3-pointers	-	-
Attempted 10+ FGs	4	-
Grabbed 5+ rebounds	7	-
Played 20+ minutes	10	-
Played 30+ minutes	2	-

#24 GAME HIGHS

2015-16 Career

20, Wofford		-
11-13-15	PTS	-
8, Wofford		-
11-13-15	FGM	-
14, Wofford		-
11-13-15	FGA	-
1, 3 times		-
	3PTM	-
3, Wofford		-
11-13-15	3PTA	-
7, Omaha		-
12-9-15	FTM	-
8, Omaha		-
12-9-15	FTA	-
8, Twice		-
	REB	-
1, 5 times		-
	ASST	-
1, Twice		-
	BLKS	-
2, Arkansas-PB		-
12-29-15	STLS	-



RUSSELL WOODS

JR // F // 6-8 // 225

Chicago, Ill. // Simeon Career Academy

John A. Logan College (Ill.)

LAST GAME (SAVANNAH STATE 1-2-16)

FG	FGA	3FG	3FGA	FT	FTA	REB	PTS
3	3	0	0	1	2	3	7

WOODS 2015-16 GAME-BY-GAME

Opponent	Date	GS	Min	FG	FGA	Pct	3FG	FGA	Pct	FT	FTA	Pct	Off	Def	Tot	Avg	PF	FO	A	TO	Blk	Stl	Pts	Avg
WOFFORD	11-13-15	13	4-5	.800	0-0	.000	1-1	1.000	1	2	3	3.0	3	0	0	0	0	0	0	0	0	9	9.0	
UMES	11-15-15	15	0-0	.000	0-0	.000	1-4	.250	0	1	1	2.0	2	0	1	0	1	0	1	0	1	5.0		
at Xavier	11-17-15	8	0-0	.000	0-0	.000	0-0	.000	2	1	3	2.3	3	0	0	0	0	0	0	0	0	3.3		
vs Kansas State	11-23-15	19	2-3	.667	0-0	.000	0-0	.000	1	0	1	2.0	3	0	0	0	0	0	0	0	4	3.5		
vs Northwestern	11-24-15	12	0-0	.000	0-0	.000	0-0	.000	0	1	1	1.8	3	0	0	0	0	0	0	0	0	2.8		
ARKANSAS ST.	12-1-15	11	4-6	.667	0-0	.000	0-4	.000	2	2	4	2.2	3	0	0	1	1	0	8	3.7				
NORTHERN ILL.	12-4-15	15	4-4	1.000	0-0	.000	1-2	.500	1	3	4	2.4	4	0	1	1	0	0	9	4.4				
OMAHA	12-9-15	15	3-3	1.000	0-0	.000	0-0	.000	1	1	2	2.4	3	0	0	0	0	0	6	4.6				
at Arizona	12-13-15	22	1-5	.200	0-0	.000	3-6	.500	1	3	4	2.6	4	0	0	0	0	0	5	4.7				
NC STATE	12-19-15	19	2-3	.667	0-0	.000	0-0	.000	0	4	4	2.7	3	0	2	0	1	0	4	4.6				
vs Illinois	12-23-15	24	3-5	.600	0-0	.000	1-2	.500	3	7	10	3.4	2	0	1	2	0	1	7	4.8				
ARKANSAS-PB	12-29-15	*	15	2-4	.500	0-0	.000	2-3	.667	4	6	10	3.9	3	0	1	3	0	6	4.9				
SAVANNAH ST	1-2-16	*	18	3-3	1.000	0-0	.000	1-2	.500	0	3	3	3.8	1	0	1	0	2	2	7	5.1			
at Georgia	1-6-16																							
AUBURN	1-9-16																							
ARKANSAS	1-12-16																							
at S. Carolina	1-16-16																							
GEORGIA	1-20-16																							
at Texas A&M	1-23-16																							
at Kentucky	1-27-16																							
MISSISSIPPI ST	1-30-16																							
OLE MISS	2-3-16																							
at Alabama	2-6-16																							
at Vanderbilt	2-10-16																							
TENNESSEE	2-13-16																							
S. CAROLINA	2-16-16																							
at Arkansas	2-20-16																							
at Ole Miss	2-23-16																							
TEXAS A&M	2-27-16																							
at LSU	3-1-16																							
FLORIDA	3-5-16																							

2015-16 (JUNIOR):

- Back-to-back games with 10 rebounds with his effort vs. Arkansas-Pine Bluff (Dec. 29), his first career start.
- Grabbed 10 rebounds vs. Illinois (Dec. 23), a career-best and the most for a Mizzou player at that point in the 2015-16 season.
- Played a season-high 22 minutes off the bench at No. 13 Arizona (Dec. 13), scoring five points.
- Matched season highs in points (9) and rebounds (4) on a perfect night of shooting from the field (4-of-4 FG, 1-of-2 FT) in the 78-71 win vs. Northern Illinois (Dec. 4).
- Scored 9 points (4-of-5 FG, 1-of-1 FT) in his Mizzou debut vs. Wofford (Nov. 13), logging 13 minutes off the bench.

JUNIOR COLLEGE (JOHN A. LOGAN COLLEGE):

- Averaged 14.1 points and 7.2 rebounds per game and shot 61-percent from the field during the 2014-15 season at John A. Logan.
- Led John A. Logan College to a 27-7 record in 2014-15.

- Anchored the post as John A. Logan captured a Great Rivers Athletic Conference title and an NJCAA National Tournament berth.
- As a freshman, recorded 6.1 points per game while shooting 49.6-percent from the field.

HIGH SCHOOL:

- Won an Illinois state title as a senior at Simeon Career Academy.
- Played alongside Milwaukee Bucks forward and former No. 2 NBA Draft selection Jabari Parker.
- Transferred to Simeon from Leo Catholic High School in Chicago after his junior year.
- Earned all-state recognition as a junior at Leo Catholic.

PERSONAL:

- Son of Vivian Winters and Russell Woods, Sr.
- Born Dec. 5, 1994, in Chicago, Ill.
- Enjoys cooking in his spare time.

WOODS CAREER STATS

SEASON	G-GS	MIN	MPG	FG-A	FG%	3FG-A	3FG%	FT-A	FT%	REB / AVG.	AST / TO	BS / S	TP	AVG.
2015-16	13-2	206	15.8	28-41	.683	0-0	.000	10-24	.417	50 / 3.8	7 / 7	5 / 3	66	5.1
TOTAL	13-2	206	15.8	28-41	.683	0-0	.000	10-24	.417	50 / 3.8	7 / 7	5 / 3	66	5.1

#25 AT A GLANCE

2015-16 Career

Scored 5+ points	8	-
Scored 10+ points	-	-
Hit 3+ FGs	6	-
Grabbed 5+ rebounds	2	-
Recorded 2+ blocks	1	-
Played 20+ minutes	2	-

#25 GAME HIGHS

2015-16 Career

9, Twice		-
	PTS	-
4, 3 times		-
	FGM	-
6, Arkansas St.		-
12-1-15	FGA	-
-		-
-	3PTM	-
-		-
-	3PTA	-
3, at Arizona		-
12-13-15	FTM	-
6, at Arizona		-
12-13-15	FTA	-
10, Twice		-
	REB	-
2, NC State		-
12-19-15	ASST	-
2, Savannah St.		-
1-2-16	BLKS	-
2, Savannah St.		-
1-2-16	STLS	-



ADAM WOLF

FR // F // 6-7 // 202

Beaver Dam, Wis.

Beaver Dam High School

LAST GAME (SAVANNAH STATE 1-2-16)

FG	FGA	3FG	FGA	FT	FTA	REB	PTS
0	1	0	1	0	0	2	0

WOLF 2015-16 GAME-BY-GAME

Opponent	Date	GS	Min	FG	FGA	Pct	3FG	FGA	Pct	FT	FTA	Pct	Off	Def	Tot	Avg	PF	FO	A	TO	Blk	Stl	Pts	Avg
WOFFORD	11-13-15	DNP																						
UMES	11-15-15	DNP																						
at Xavier	11-17-15	DNP																						
vs Kansas State	11-23-15	DNP																						
vs Northwestern	11-24-15	DNP																						
ARKANSAS ST.	12-1-15	DNP																						
NORTHERN ILL.	12-4-15	DNP																						
OMAHA	12-9-15	DNP																						
at Arizona	12-13-15	1	1-1	1.000	1-1	1.000	0-0	.000	0	0	0	0.0	0	0	0	0.0	0	0	0	0	0	3	3.0	
NC STATE	12-19-15	DNP																						
vs Illinois	12-23-15	DNP																						
ARKANSAS-PB	12-29-15	5	3-4	.750	0-0	.000	0-0	.000	1	2	3	1.5	0	0	0	0	0	0	0	2	1	6	4.5	
SAVANNAH ST	1-2-16	3	0-1	.000	0-1	.000	0-0	.000	0	2	2	1.7	0	0	0	0	0	0	0	0	0	0	3.0	
at Georgia	1-6-16																							
AUBURN	1-9-16																							
ARKANSAS	1-12-16																							
at S. Carolina	1-16-16																							
GEORGIA	1-20-16																							
at Texas A&M	1-23-16																							
at Kentucky	1-27-16																							
MISSISSIPPI ST	1-30-16																							
OLE MISS	2-3-16																							
at Alabama	2-6-16																							
at Vanderbilt	2-10-16																							
TENNESSEE	2-13-16																							
S. CAROLINA	2-16-16																							
at Arkansas	2-20-16																							
at Ole Miss	2-23-16																							
TEXAS A&M	2-27-16																							
at LSU	3-1-16																							
FLORIDA	3-5-16																							

2015-16 (FRESHMAN):

- 6 points (3-of-4 FG) in just five minutes to close out the 78-25 win vs. Arkansas-Pine Bluff (Dec. 29), including 3 rebounds and 2 blocks
- Scored his first career points on a three-pointer in his first minute of collegiate action at No. 13 Arizona (Dec. 13).

HIGH SCHOOL:

- Averaged 17.0 points and 7.5 rebounds per game and helped lead Beaver Dam High School to a 19-win season as a senior.
- Earned Little Ten Conference Co-Player of the Year honors for his tremendous play on the court.
- Played three seasons at Lake Forest High School in Illinois before transferring to Beaver Dam High School in Wisconsin for his senior season.
- Battled injuries through career at Lake Forest, averaging 6.3 points and 3.3 points per game as a junior while playing through a stress fracture.
- Passed up several Division II scholarship offers to accept Coach Anderson's walk-on opportunity at Mizzou.

PERSONAL:

- Son of John and Jamie Wolf.
- Born on March 21, 1997, in Milwaukee, Wis.
- Has an older sister, Danielle, and younger sister, Lilly.
- Would like to work in business at the conclusion of his basketball-playing career.
- Father, John, was a walk-on basketball player at Marquette from 1989-91.
- Favorite movie is *Star Wars*.

WOLF CAREER STATS

SEASON	G-GS	MIN	MPG	FG-A	FG%	3FG-A	3FG%	FT-A	FT%	REB / AVG.	AST / TO	BS / S	TP	AVG.
2015-16	3-0	9	3.0	4-6	.667	1-2	.500	0-0	.000	5 / 1.7	0 / 0	2 / 1	9	3.0
TOTAL	3-0	9	3.0	4-6	.667	1-2	.500	0-0	.000	5 / 1.7	0 / 0	2 / 1	9	3.0

#32 AT A GLANCE

2015-16 Career

Scored 5+ points	1	-
Scored 10+ points	-	-
Hit 3+ FGs	1	-
Grabbed 5+ rebounds	-	-
Recorded 2+ blocks	1	-
Played 20+ minutes	-	-

#32 GAME HIGHS

2015-16 Career

6, Arkansas-PB		-
12-29-15	PTS	-
3, Arkansas-PB		-
12-29-15	FGM	-
4, Arkansas-PB		-
12-29-15	FGA	-
1, at Arizona		-
12-13-15	3PTM	-
1, Twice		-
	3PTA	-
-		-
-	FTM	-
-		-
-	FTA	-
3, Arkansas-PB		-
12-29-15	REB	-
-		-
-	ASST	-
2, Arkansas-PB		-
12-29-15	BLKS	-
1, Arkansas-PB		-
12-29-15	STLS	-


CULLEN VANLEER

FR // G // 6-4 // 200

Pacific, Mo.

Pacific High School

LAST GAME (SAVANNAH STATE 1-2-16)

FG	FGA	3FG	3FGA	FT	FTA	AST	PTS
1	2	0	1	0	0	2	2

VANLEER 2015-16 GAME-BY-GAME

Opponent	Date	GS	Min	FG	FGA	Pct	3FG	FGA	Pct	FT	FTA	Pct	Off	Def	Tot	Avg	PF	FO	A	TO	Blk	Stl	Pts	Avg
WOFFORD	11-13-15	12	2-2	1.000	1-1	1.000	0-1	.000	1	0	1	1.0	0	0	1	1.0	0	0	2	0	0	0	5	5.0
UMES	11-15-15	9	1-3	.333	1-3	.333	0-0	.000	0	0	0	0.5	1	0	0	0.5	1	0	0	0	0	1	3	4.0
at Xavier	11-17-15	22	5-9	.556	3-7	.429	0-0	.000	0	0	0	0.3	2	0	0	1	0	0	1	0	2	13	7.0	
vs Kansas State	11-23-15	17	2-5	.400	2-5	.400	0-0	.000	0	3	3	1.0	2	0	0	0	0	0	0	0	0	6	6.8	
vs Northwestern	11-24-15	15	1-5	.200	1-4	.250	0-0	.000	1	1	2	1.2	2	0	1	0	0	0	0	0	0	3	6.0	
ARKANSAS ST.	12-1-15	16	2-6	.333	2-4	.500	0-0	.000	1	2	3	1.5	3	0	1	1	0	0	0	0	0	6	6.0	
NORTHERN ILL.	12-4-15	14	1-4	.250	1-4	.250	0-0	.000	0	0	0	1.3	0	0	2	0	0	0	0	0	1	3	5.6	
OMAHA	12-9-15	19	1-4	.250	1-3	.333	0-0	.000	0	3	3	1.5	3	0	1	0	0	0	0	0	0	3	5.3	
at Arizona	12-13-15	11	0-3	.000	0-3	.000	0-0	.000	0	1	1	1.4	0	0	0	1	0	0	0	0	0	0	4.7	
NC STATE	12-19-15	24	4-7	.571	4-7	.571	0-0	.000	0	2	2	1.5	1	0	1	0	0	0	0	0	0	12	5.4	
vs Illinois	12-23-15	20	0-2	.000	0-2	.000	0-0	.000	0	2	2	1.5	3	0	1	0	0	0	0	0	0	0	4.9	
ARKANSAS-PB	12-29-15	22	2-3	.667	1-2	.500	0-0	.000	0	2	2	1.6	1	0	1	0	0	0	0	0	0	5	4.9	
SAVANNAH ST	1-2-16	17	1-2	.500	0-1	.000	0-0	.000	1	1	2	1.6	2	0	2	2	0	0	0	0	0	2	4.7	
at Georgia	1-6-16																							
AUBURN	1-9-16																							
ARKANSAS	1-12-16																							
at S. Carolina	1-16-16																							
GEORGIA	1-20-16																							
at Texas A&M	1-23-16																							
at Kentucky	1-27-16																							
MISSISSIPPI ST	1-30-16																							
OLE MISS	2-3-16																							
at Alabama	2-6-16																							
at Vanderbilt	2-10-16																							
TENNESSEE	2-13-16																							
S. CAROLINA	2-16-16																							
at Arkansas	2-20-16																							
at Ole Miss	2-23-16																							
TEXAS A&M	2-27-16																							
at LSU	3-1-16																							
FLORIDA	3-5-16																							

2015-16 (FRESHMAN):

■ Season-high four three-pointers on 4-of-7 3PT shooting in the game vs. NC State (Dec. 19), scoring 12 points.

■ Season-best 13 points (5-of-9 FG, 3-of-7 3PT) at Xavier (Nov. 17), leading the Tigers in scoring for the first time.

■ Hit on his two field goal attempts in his collegiate debut vs. Wofford (Nov. 13), including his first career 3-pointer.

PACIFIC HIGH SCHOOL:

■ Averaged 23.5 points and 7.3 rebounds per game for Pacific High School as a senior.

■ Became the all-time leading scorer in Pacific history, snapping a record that stood since 1954.

■ Reached 1,000 career points in just 58 games

■ Named Missouri Class 4 Co-Player of the Year.

■ Was a MBCA Class 4 All-State selection.

■ Added academic all-conference honors as a senior.

■ Also competed in golf in high school, receiving first team all-conference recognition.

PERSONAL:

■ Son of John and Lori VanLeer.

■ Born on May 25, 1996, in Beaufort, Mo.

■ Both parents attended Missouri State and work as educators, with mother, Lori, working as a superintendent and father, John, working as a physical education teacher and coach.

■ Has been a fan of Mizzou Basketball since childhood.

■ Showed cattle as a youngster.

■ Has a younger brother named Cameron.

■ Favorite sports movie is *Glory Road*.

■ Would like to follow in his parents' footsteps and become a teacher or coach, or work in the physical therapy field.

#33 AT A GLANCE
2015-16 Career

Scored 5+ points	6	-
Scored 10+ points	2	-
Hit 3+ FGs	2	-
Hit 2+ 3PT FGs	4	-
Multiple assists	3	-
Multiple steals	1	-
Played 15+ minutes	9	-
Played 20+ minutes	4	-

#33 GAME HIGHS
2015-16 Career

13, at Xavier	PTS	-
11-17-15	PTS	-
5, at Xavier	FGM	-
11-17-15	FGM	-
9, at Xavier	FGA	-
11-17-15	FGA	-
4, NC State	3PTM	-
12-19-15	3PTM	-
7, Twice	3PTA	-
-	3PTA	-
-	FTM	-
1, Wofford	FTA	-
11-13-15	FTA	-
3, 3 times	REB	-
2, 3 times	ASST	-
-	ASST	-
-	BLKS	-
2, at Xavier	STLS	-
11-17-15	STLS	-

VANLEER CAREER STATS

SEASON	G-GS	MIN	MPG	FG-A	FG%	3FG-A	3FG%	FT-A	FT%	REB / AVG.	AST / TO	BS / S	TP	AVG.
2015-16	13-0	218	16.8	22-55	.400	17-46	.370	0-1	.000	21 / 1.6	12 / 5	0 / 4	61	4.7
TOTAL	13-0	218	16.8	22-55	.400	17-46	.370	0-1	.000	21 / 1.6	12 / 5	0 / 4	61	4.7



RYAN ROSBURG

SR // F // 6-10 // 260

Chesterfield, Mo.

Marquette High School

LAST GAME (SAVANNAH STATE 1-2-16)

FG	FGA	3FG	FGA	FT	FTA	REB	PTS
2	3	0	0	1	3	5	5

ROSBURG 2015-16 GAME-BY-GAME

Opponent	Date	GS	Min	FG	FGA	Pct	3FG	FGA	Pct	FT	FTA	Pct	Off	Def	Tot	Avg	PF	FO	A	TO	Blk	Stl	Pts	Avg
WOFFORD	11-13-15	20	1-2	.500	0-0	.000	4-6	.667	0	3	3	3.0	3	0	0	0	0	0	0	0	1	6	6.0	
UMES	11-15-15	10	0-0	.000	0-0	.000	0-0	.000	0	3	3	3.0	1	0	0	0	1	0	0	1	0	0	3.0	
at Xavier	11-17-15	9	0-0	.000	0-0	.000	1-2	.500	1	0	1	2.3	1	0	0	1	1	0	1	1	0	1	2.3	
vs Kansas State	11-23-15	7	0-0	.000	0-0	.000	0-2	.000	1	0	1	2.0	3	0	1	0	0	0	0	0	0	0	1.8	
vs Northwestern	11-24-15	*	28	4-9	.444	0-0	.000	0-3	.000	3	6	9	3.4	3	0	0	1	0	0	0	8	3.0		
ARKANSAS ST.	12-1-15	*	29	5-9	.556	0-0	.000	0-0	.000	0	2	2	3.2	3	0	0	1	0	0	0	10	4.2		
NORTHERN ILL.	12-4-15	*	21	2-2	1.000	0-0	.000	0-0	.000	3	4	7	3.7	4	0	1	1	2	0	4	4.1			
OMAHA	12-9-15	*	19	2-4	.500	0-0	.000	0-0	.000	1	2	3	3.6	4	0	1	2	0	0	0	4	4.1		
at Arizona	12-13-15	*	14	1-2	.500	0-0	.000	0-0	.000	1	3	4	3.7	3	0	0	1	1	0	2	3.9			
NC STATE	12-19-15	*	15	1-2	.500	0-0	.000	0-1	.000	2	4	6	3.9	4	0	1	1	0	0	2	3.7			
vs Illinois	12-23-15	*	15	1-3	.333	0-0	.000	0-0	.000	0	3	3	3.8	1	0	1	1	0	1	2	3.5			
ARKANSAS-PB	12-29-15		11	1-2	.500	0-0	.000	1-1	1.000	0	0	0	3.5	2	0	0	0	0	1	3	3.5			
SAVANNAH ST	1-2-16		15	2-3	.667	0-0	.000	1-3	.333	1	4	5	3.6	1	0	0	0	0	0	5	3.6			
at Georgia	1-6-16																							
AUBURN	1-9-16																							
ARKANSAS	1-12-16																							
at S. Carolina	1-16-16																							
GEORGIA	1-20-16																							
at Texas A&M	1-23-16																							
at Kentucky	1-27-16																							
MISSISSIPPI ST	1-30-16																							
OLE MISS	2-3-16																							
at Alabama	2-6-16																							
at Vanderbilt	2-10-16																							
TENNESSEE	2-13-16																							
S. CAROLINA	2-16-16																							
at Arkansas	2-20-16																							
at Ole Miss	2-23-16																							
TEXAS A&M	2-27-16																							
at LSU	3-1-16																							
FLORIDA	3-5-16																							

2015-16 (SENIOR):

- 10 points (5-of-9 FG) vs. Arkansas State (Dec. 1).
- 8 points (4-of-9 FG), 9 rebounds in first start of season vs. Northwestern (Nov. 24).

2014-15 (JUNIOR):

- Appeared in 30 or more games for the third consecutive season, earning 17 starts for Mizzou as a junior.
- Season-best 12 points on impressive 6-of-7 FG shooting vs. Mississippi State (Feb. 14).

2013-14 (SOPHOMORE):

- Played in all 35 games as a sophomore, making 32 starts.
- Averaged 4.8 points and 4.1 rebounds while shooting an incredibly efficient 71.6 percent from the floor.

2012-13 (FRESHMAN):

- Played in 31 games as a reserve for Alex Oriakhi and averaged 6.9 minutes per contest.

MARQUETTE HIGH SCHOOL:

- One of Missouri's top players his final two seasons of high school and twice earned all-state honors.
- Finished with 1,862 career points, second all-time in school history and is the school's career leaders in rebounding and blocked shots.

PERSONAL:

- Son of Cindy and Paul Rosburg.
- Born Nov. 12, 1993, in Chesterfield, Mo.
- Has one brother, Andy, who played at Mizzou in 2011-12.

#44 AT A GLANCE

2015-16 Career

Scored 5+ points	4	27
Scored 10+ points	1	3
Grabbed 5+ rebounds	3	22
Grabbed 10+ rebounds	-	2
Recorded 2+ blocks	1	9
Played 20+ minutes	4	38

#44 GAME HIGHS

2015-16 Career

10, Arkansas St.	14, vs. Northwestern
12-1-15	PTS 11-28-13
5, Arkansas St.	6, Mississippi State
12-1-15	FGM 2-14-15
9, Twice	7, Twice
	FGA
-	-
	3PTM
-	-
	3PTA
-	-
4, Woffrd	4, 3 times
11-13-15	FTM
6, Wofford	7, vs. Chaminade
11-13-15	FTA 11-26-14
9, vs. Northwestern	12, at Georgia
11-24-15	REB 2-25-14
1, 5 times	2, 4 times
	ASST
2, Northern Illinois	2, 9 times
12-4-15	BLKS
1, 3 times	2, 3 times
	STLS

ROSBURG CAREER STATS

SEASON	G-GS	MIN	MPG	FG-A	FG%	3FG-A	3FG%	FT-A	FT%	REB / AVG.	AST / TO	BS / S	TP	AVG.
2012-13	31-0	213	6.9	11-27	.407	0-0	.000	8-14	.571	41 / 1.3	7 / 6	6 / 1	30	1.0
2013-14	35-32	778	22.2	68-95	.716	0-0	.000	33-58	.569	145 / 4.1	10 / 41	22 / 7	169	4.8
2014-15	30-17	501	16.7	42-84	.500	0-0	.000	15-45	.333	78 / 2.6	8 / 19	18 / 6	99	3.3
2015-16	13-7	213	16.4	20-38	.526	0-0	.000	7-18	.389	47 / 3.6	5 / 9	5 / 3	47	3.6
TOTAL	109-56	1705	15.6	141-244	.578	0-0	.000	63-135	.467	311 / 2.9	30 / 75	51 / 17	345	3.2

NCAA APPEARANCES: '44, '76, '78, '80, '81, '82, '83, '86, '87, '88, '89, '90, '92, '93, '95, '99, '00, '01, '02, '03, '09, '10, '11, '12, '13

2015-16 MIZZOU OVERALL STATISTICS

Record	Overall		Home	Away	Neutral
ALL GAMES	7-6	7-1	0-2	0-3	
CONFERENCE	0-0	0-0	0-0	0-0	
NON-CONFERENCE	7-6	7-1	0-2	0-3	

##	Player	TOTAL							3-PTS			REBOUNDS														
		GP	GS	Min	Avg	FG	FGA	Pct	3FG	FGA	Pct	FT	FTA	Pct	Off	Def	Tot	Avg	PF	FO	A	TO	Blk	Stl	Pts	Avg
24	PURYEAR, Kevin	13	13	315	24.2	55	109	.505	3	14	.214	41	52	.788	17	42	59	4.5	18	0	6	20	2	5	154	11.8
15	CLARK, Wes	13	13	338	26.0	44	112	.393	16	40	.400	27	34	.794	7	29	36	2.8	34	1	42	25	4	11	131	10.1
12	WRIGHT, Namon	13	10	323	24.8	29	88	.330	13	45	.289	37	49	.755	8	57	65	5.0	25	0	16	17	4	8	108	8.3
01	PHILLIPS, Terrence	13	13	327	25.2	38	81	.469	13	34	.382	17	23	.739	4	38	42	3.2	41	2	42	30	2	16	106	8.2
10	WALTON, K.J.	13	3	177	13.6	24	54	.444	3	8	.375	32	46	.696	8	12	20	1.5	17	0	12	13	2	7	83	6.4
23	GANT, Jakeenan	13	4	195	15.0	24	57	.421	0	7	.000	20	25	.800	17	31	48	3.7	25	1	4	7	17	5	68	5.2
25	WOODS, Russell	13	2	206	15.8	28	41	.683	0	0	.000	10	24	.417	16	34	50	3.8	37	0	7	7	5	3	66	5.1
33	VANLEER, Cullen	13	0	218	16.8	22	55	.400	17	46	.370	0	1	.000	4	17	21	1.6	20	0	12	5	0	4	61	4.7
04	ISABELL, Tramaine	13	0	182	14.0	22	58	.379	7	16	.438	10	14	.714	5	18	23	1.8	12	0	15	21	0	11	61	4.7
44	ROSBURG, Ryan	13	7	213	16.4	20	38	.526	0	0	.000	7	18	.389	13	34	47	3.6	33	0	5	9	5	3	47	3.6
32	WOLF, Adam	3	0	9	3.0	4	6	.667	1	2	.500	0	0	.000	1	4	5	1.7	0	0	0	0	2	1	9	3.0
05	ALLEN, D'Angelo	10	0	83	8.3	7	12	.583	0	1	.000	2	8	.250	7	11	18	1.8	8	0	1	5	1	4	16	1.6
11	BARTON, Jimmy	5	0	14	2.8	0	6	.000	0	4	.000	0	0	.000	0	0	0	0.0	2	0	1	1	0	1	0	0.0
TM	TEAM.....														12	25	37	2.8	0			1			0	
	Total.....	13				317	717	.442	73	217	.336	203	294	.690	119	352	471	36.2	272	4	163	161	44	79	910	70.0
	Opponents.....	13				281	726	.387	91	272	.335	218	312	.699	144	317	461	35.5	265	-	154	157	36	77	871	67.0

2015-16 Statistical Summaries

Team Statistics	MU	OPP
SCORING	910	871
Points per game	70.0	67.0
Scoring margin	+3.0	-
FIELD GOALS-ATT	317-717	281-726
Field goal pct	.442	.387
3 POINT FG-ATT	73-217	91-272
3-point FG pct	.336	.335
3-pt FG made per game	5.6	7.0
FREE THROWS-ATT	203-294	218-312
Free throw pct	.690	.699
F-Throws made per game	15.6	16.8
REBOUNDS	471	461
Rebounds per game	36.2	35.5
Rebounding margin	+0.8	-
ASSISTS	163	154
Assists per game	12.5	11.8
TURNOVERS	161	157
Turnovers per game	12.4	12.1
Turnover margin	-0.3	-
Assist/turnover ratio	1.0	1.0
STEALS	79	77
Steals per game	6.1	5.9
BLOCKS	44	36
Blocks per game	3.4	2.8
ATTENDANCE	46737	65638
Home games-Avg/Game	8-5842	2-12198
Neutral site-Avg/Game	-	3-13748

2015-16 Game-By-Game Scores

Date	Opponent	W/L	Score	Att.
11-13-15	WOFFORD	W	83-74	5037
11-15-15	UMES	W	73-55	5082
11-17-15	at Xavier	L	66-78	9751
11-23-15	vs Kansas State	L	42-66	13598
11-24-15	vs Northwestern	L	62-67	13189
12-1-15	ARKANSAS STATE	W	88-78	5104
12-4-15	NORTHERN ILLINOIS	W	78-71	6214
12-9-15	OMAHA	W	85-78	5022
12-13-15	at Arizona	L	52-88	14644
12-19-15	NC STATE	L	59-73	8087
12-23-15	vs Illinois	L	63-68	14456
12-29-15	ARKANSAS-PB	W	78-25	6154
1-2-16	SAVANNAH STATE	W	81-50	6037

SCORE BY PERIODS:	1st	2nd	OT	Total
Mizzou	417	493	-	910
Opponents	401	470	-	871

LAST TIME...

INDIVIDUAL: THE LAST TIME MISSOURI HAD A...

Player score 25 points _____ Namon Wright (28) vs. Florida; Feb. 24, 2015

Player score 30 points _____ Jabari Brown (30) vs. Davidson; March 18, 2014

Player score 35 points _____ Thomas Gardner (40) vs. Kansas; Jan. 16, 2006

Player score 40 points _____ Thomas Gardner (40) vs. Kansas; Jan. 16, 2006

Player grab 15 rebounds _____ Jonathan Williams III (15) vs. Texas A&M; March 14, 2014

Player grab 20 rebounds _____ Curtis Berry (20) vs. Kansas; Jan. 9, 1980

Player record a double-double _____ Jonathan Williams III (10 p, 12 r) at Miss. St.; March 7, 2015

Two players record a double-double _____ Laurence Bowers (23 p, 10 r)
_____ Alex Oriakhi (18 p, 10 r) vs. LSU; March 2, 2013

Player record a triple-double _____ Never

Player dish out 10 assists _____ Keith Shamburger (11) at Alabama; Feb. 4, 2015

Player block 10 shots _____ Never

A player collect five steals _____ Wes Clark (5) at Texas A&M; Jan. 21, 2015

A player hit five three-point baskets _____ Keith Shamburger (5) at Auburn; Jan. 10, 2015

A player make 10 free throws _____ Jabari Brown (11-15) vs. Davidson; March 18, 2014

Two players score 20 points in a game _____ Jabari Brown (26)
_____ Earnest Ross (24) vs. Texas A&M; March 14, 2014

Three players score 20 points in a game _____ Earnest Ross (24)
_____ Jordan Clarkson (23)
_____ Jabari Brown (20) at Ole Miss; Feb. 8, 2014

Two players grab 10 rebounds in a game _____ Jakeenan Gant (11)
_____ Russell Woods (10) vs. Arkansas-Pine Bluff; Dec. 29, 2015

Three players grab 10 rebounds in a game _____ Negus Webster-Chan (11)
_____ Earnest Ross (10)
_____ Alex Oriakhi (10) vs. Alcorn State; Nov. 13, 2012

Five players score in double figures _____ Namon Wright (14)
_____ Tramaine Isabell (11)
_____ Kevin Puryear (10)
_____ Ryan Rosburg (10)
_____ K.J. Walton (10) vs. Arkansas State, Dec. 1, 2015

Six players score in double figures _____ Matt Pressey (14)
_____ Phil Pressey (12)
_____ Ricardo Ratiliffe (12)
_____ Michael Dixon Jr. (12)
_____ Kim English (10)
_____ Steve Moore (10) at Iowa State; Jan. 11, 2012

Seven players score in double figures _____ Kim English (20)
_____ Justin Stafford (16)
_____ Laurence Bowers (16)
_____ Marcus Denmon (12)
_____ Matt Pressey (10)
_____ Michael Dixon Jr. (10)
_____ Ricky Krecklow (10) vs. North Alabama; Jan. 5, 2011

TEAM: THE LAST TIME MISSOURI...

Scored 100 points or more _____ Dec. 17, 2012; Missouri 102, South Carolina State 51

Scored less than 50 points _____ Nov. 23, 2015; Kansas State 66, Missouri 42

Scored less than 50 points and won _____ Nov. 14, 1997; Missouri 45, DePaul 42

Allowed 100 points or more _____ Feb. 7, 2011; Kansas 103, Missouri 86

Held an opponent to less than 40 points _____ Dec. 29, 2015; Missouri 78, Arkansas-Pine Bluff 25

Held an opponent to less than 50 points _____ Dec. 29, 2015; Missouri 78, Arkansas-Pine Bluff 25

Had 50 rebounds _____ Dec. 29, 2015, vs. Arkansas-Pine Bluff (56)

Had 30 assists _____ Dec. 18, 2010, vs. Central Arkansas (33)

Had 10 steals _____ Dec. 29, 2015, vs. Arkansas-Pine Bluff (12)

Held opponent to less than 25 percent shooting _____ Dec. 29, 2015, Arkansas-Pine Bluff (15.4)

Shot better than 70 percent from the field _____ Dec. 6, 1989, vs. Hawaii Loa (.752)

Shot under 30 percent from the field _____ Dec. 7, 2004, vs. Arkansas (.298)

Shot better than 90 percent from the free throw line _____
_____ March 8, 2014 at Tennessee (13-for-14, .921)

Attempted 40 free throws _____ March 14, 2014, vs. Texas A&M (53)

Made 10 3-pointers _____ Jan. 10, 2015, vs. Auburn (10-for-27)

Won an overtime game _____ Jan. 8, 2015 vs. LSU; Missouri 74, LSU 67 (OT)

Lost an overtime game _____ Dec. 30, 2014 vs. Oklahoma State; OSU 74, Missouri 72 (OT)

Played a double-OT game _____ March 14, 2014; Missouri 91, Texas A&M 83

Played a triple-overtime game _____ Jan. 13, 2001; Missouri 112, Iowa State 109 (4OT)

Defeated a top 25 team _____ Dec. 15, 2013; Missouri 80, No. 18 UCLA 71

Had a 30-point win _____ Jan. 2, 2016; Missouri 81, Savannah State 50

Had a 40-point win _____ Dec. 29, 2015; Missouri 78, Arkansas-Pine Bluff 25

Had a 50-point win _____ Dec. 29, 2015; Missouri 78, Arkansas-Pine Bluff 25

Won back-to-back road games _____ Dec. 28, 2013 at North Carolina State (68-64)
_____ Jan. 11, 2014 at Auburn (70-68)

Won by double digits over an SEC team _____ March 1, 2014; Missouri 85, Mississippi State 66

MORE NOTES...

MIZZOU STARTERS

Opponent	G	G	G	F	F	Record **
Nov. 13 Wofford	Phillips	Walton	Clark	Gant	Puryear	1-0
Nov. 15 UMES	Phillips	Wright	Clark	Gant	Puryear	1-0
Nov. 17 at Xavier	Phillips	Wright	Clark	Gant	Puryear	1-1
Nov. 23 vs. Kansas State	Phillips	Wright	Clark	Gant	Puryear	1-2
Nov. 24 vs. Northwestern	Phillips	Wright	Clark	Rosburg	Puryear	0-1
Dec. 1 Arkansas State	Phillips	Wright	Clark	Rosburg	Puryear	1-1
Dec. 4 Northern Illinois	Phillips	Wright	Clark	Rosburg	Puryear	2-1
Dec. 9 Omaha	Phillips	Wright	Clark	Rosburg	Puryear	3-1
Dec. 13 at Arizona	Phillips	Wright	Clark	Rosburg	Puryear	3-2
Dec. 19 NC State	Phillips	Wright	Clark	Rosburg	Puryear	3-3
Dec. 23 vs. Illinois	Phillips	Wright	Clark	Rosburg	Puryear	3-4
Dec. 29 Arkansas-Pine Bluff	Phillips	Walton	Clark	Woods	Puryear	1-0
Jan. 2 Savannah State	Phillips	Walton	Clark	Woods	Puryear	2-0

MIZZOU WHEN...

Playing at home	7-1
Playing on the road	0-2
Playing on a neutral court	0-3
SEC games	0-0
SEC at home	0-0
SEC on the road	0-0
Following a win	4-2
Following a loss	2-4
Leading at half	7-0
Trailing at half	0-6
Tied at half	0-0
Shoots at least 50%	3-0
Shoots less than 50%	4-4
Opponent shoots 50%	0-1
Shoots more FT than Opp.	4-1
Shoots fewer FT than Opp.	2-5
Shoots same FT as Opp.	1-0
Makes more FT than Opp.	5-0
Makes fewer FT than Opp.	1-6
Makes same FT as Opp.	1-0
Scores 90-110	0-0
Scores 80-89	4-0
Scores 70-79	3-0
Scores 69 or fewer	0-6
Leads in rebounding	6-1
Trails in rebounding	1-4
Tied in rebounding	0-1
More turnovers than Opp.	4-3
Fewer turnovers than Opp.	3-3
Same turnovers as Opp.	0-0
In November	2-3
In December	4-3
In January	1-0
In February	0-0
In March	0-0
Margin between 1-5	0-2
Margin between 6-10	4-0
Margin between 11-20	1-2
Margin 20+	2-2
Overtime Games	0-0
On Sunday	1-1
On Monday	0-1
On Tuesday	2-2
On Wednesday	1-1
On Thursday	0-0
On Friday	2-0
On Saturday	1-1
Wearing White	7-2
Wearing Black	0-3
Wearing Gold	0-1
Wearing Anthracite	0-0

POINTS-REBOUNDS-ASSISTS

	01	04	05	10	11	12	15	23	24	25	32	33	44
Opponent	PHILLIPS	ISABELL	ALLEN	WALTON	BARTON	WRIGHT	CLARK	GANT	PURYEAR	WOODS	WOLF	VANLEER	ROSBURG
WOFFORD // 11-13-15 // 83-74 // W	7-3-3	4-3-2	DNP	6-1-2	DNP	18-7-0	4-3-2	4-4-1	20-5-0	9-3-0	DNP	5-1-2	6-3-0
UMES // 11-15-15 // 73-55 // W	13-3-2	4-4-1	2-4-0	11-0-3	0-0-0	7-5-1	15-1-3	4-1-0	13-5-1	1-1-1	DNP	3-0-0	0-3-0
at Xavier // 11/17/15 // 66-78 // L	3-1-0	11-1-1	0-3-0	8-3-1	DNP	6-4-2	11-3-3	1-2-1	12-5-0	0-3-0	DNP	13-0-0	1-1-0
vs Kansas State // 11/23/15 // 42-66 // L	6-6-2	4-1-0	0-3-0	3-3-1	0-0-0	5-4-0	5-2-6	0-1-0	9-3-0	4-1-0	DNP	6-3-0	0-1-1
vs Northwestern // 11/24/15 // 62-67 // L	16-6-4	2-1-0	2-0-1	0-0-1	DNP	8-2-3	5-4-4	4-1-0	14-4-1	0-1-0	DNP	3-2-1	8-9-0
ARKANSAS ST. // 12-1-15 // 88-78 // W	8-4-7	11-0-2	1-2-0	10-5-0	DNP	14-6-0	8-4-3	2-1-0	10-7-1	8-4-0	DNP	6-3-1	10-2-0
NORTHERN ILL. // 12-4-15 // 78-71 // W	13-1-6	3-2-1	0-0-0	2-0-0	DNP	10-5-3	6-7-4	11-6-0	17-1-0	9-4-1	DNP	3-0-2	4-7-1
OMAHA // 12-9-15 // 85-78 // W	14-2-1	2-2-1	DNP	10-2-0	DNP	9-7-4	8-2-4	11-5-0	18-8-1	6-2-0	DNP	3-3-1	4-3-1
at Arizona // 12/13/15 // 52-88 // L	7-2-3	0-2-1	0-0-0	6-0-1	0-0-0	9-5-0	8-0-0	8-3-0	4-5-1	5-4-0	3-0-0	0-1-0	2-4-0
NC STATE // 12-19-15 // 59-73 // L	7-1-1	10-3-2	3-1-0	4-0-3	DNP	2-3-0	7-2-3	4-2-0	4-2-0	4-4-2	DNP	12-2-1	2-6-1
vs Illinois // 12-23-15 // 63-68 // L	5-5-2	0-1-0	DNP	6-4-0	DNP	2-4-0	21-3-4	8-6-0	12-2-0	7-10-1	DNP	0-2-1	2-3-1
ARKANSAS-PB // 12-29-15 // 78-25 // W	0-4-5	5-1-3	8-4-0	7-2-0	0-0-1	7-5-3	11-2-3	7-11-2	13-8-0	6-10-1	6-3-0	5-2-1	3-0-0
SAVANNAH STATE // 1-2-16 // 81-50 // W	7-4-6	5-2-1	0-1-0	10-0-0	0-0-0	11-8-0	22-3-3	4-5-0	8-4-1	7-3-1	0-2-0	2-2-2	5-5-0

2015-16 MIZZOU GAME-BY-GAME STATISTICS

Opponent	Date	Score	TOTAL			3-PTRS			REBOUNDS				PF	A	TO	Blk	Stl	Pts	Avg				
			W/L	FG	FGA Pct	3FG	FGA Pct	FT	FTA Pct	Off	Def	Tot								Avg			
WOFFORD	11-13-15	83-74	W	28	50	.560	5	12	.417	22	32	.688	5	32	37	37.0	24	12	9	1	4	83	83.0
UMES	11-15-15	73-55	W	21	47	.447	8	19	.421	23	30	.767	8	21	29	33.0	17	12	8	4	6	73	78.0
at Xavier	11-17-15	66-78	L	23	55	.418	6	23	.261	14	18	.778	7	21	28	31.3	26	8	18	2	8	66	74.0
vs Kansas State	11-23-15	42-66	L	17	55	.309	4	19	.211	4	10	.400	8	23	31	31.3	22	10	13	4	5	42	66.0
vs Northwestern	11-24-15	62-67	L	23	60	.383	5	18	.278	11	17	.647	10	23	33	31.6	23	15	9	1	7	62	65.2
ARKANSAS STATE	12-1-15	88-78	W	31	65	.477	7	16	.438	19	26	.731	11	32	43	33.5	23	14	10	5	2	88	69.0
NORTHERN ILLINOIS	12-4-15	78-71	W	28	52	.538	6	15	.400	16	24	.667	10	28	38	34.1	22	18	15	3	6	78	70.3
OMAHA	12-9-15	85-78	W	25	52	.481	6	16	.375	29	38	.763	6	31	37	34.5	24	13	18	3	9	85	72.1
at Arizona	12-13-15	52-88	L	17	56	.304	2	14	.143	16	26	.615	10	17	27	33.7	22	6	12	1	3	52	69.9
NC STATE	12-19-15	59-73	L	22	51	.431	7	17	.412	8	19	.421	7	22	29	33.2	22	13	8	2	6	59	68.8
vs Illinois	12-23-15	63-68	L	25	57	.439	6	18	.333	7	13	.538	10	33	43	34.1	20	9	15	2	4	63	68.3
ARKANSAS-PB	12-29-15	78-25	W	27	61	.443	6	15	.400	18	22	.818	17	39	56	35.9	15	19	13	11	12	78	69.1
SAVANNAH STATE	1-2-16	81-50	W	30	56	.536	5	15	.333	16	19	.842	10	30	40	36.2	12	14	13	5	7	81	70.0
Mizzou		910		317	717	.442	73	217	.336	203	294	.690	119	352	471	36.2	272	163	161	44	79	910	70.0
Opponents		871		281	726	.387	91	272	.335	218	312	.699	144	317	461	35.5	265	154	157	36	77	871	67.0

Games played: 13

Points/game: 70.0

FG Pct: 44.2

3FG Pct: 33.6

FT Pct: 69.0

Rebounds/game: 36.2

Assists/game: 12.5

Turnovers/game: 12.4

Assist/turnover ratio: 1.0

Steals/game: 6.1

Blocks/game: 3.4

2015-16 OPPONENT GAME-BY-GAME STATISTICS

Opponent	Date	Score	TOTAL				3-PTRS				REBOUNDS				PF	A	TO	Blk	Stl	Pts	Avg		
			W/L	FG	FGA	Pct	3FG	FGA	Pct	FT	FTA	Pct	Off	Def								Tot	Avg
WOFFORD	11-13-15	83-74	W	21	55	.382	10	27	.370	22	33	.667	8	21	29	29.0	24	12	7	0	3	74	74.0
UMES	11-15-15	73-55	W	17	44	.386	7	20	.350	14	22	.636	10	21	31	30.0	25	7	13	1	4	55	64.5
at Xavier	11-17-15	66-78	L	24	56	.429	6	18	.333	24	29	.828	13	27	40	33.3	18	13	13	4	9	78	69.0
vs Kansas State	11-23-15	42-66	L	21	57	.368	4	17	.235	20	26	.769	13	31	44	36.0	12	11	8	3	8	66	68.2
vs Northwestern	11-24-15	62-67	L	21	45	.467	10	23	.435	15	23	.652	5	28	33	35.4	20	15	14	1	6	67	68.0
ARKANSAS STATE	12-1-15	88-78	W	26	68	.382	8	19	.421	18	27	.667	14	25	39	36.0	22	15	7	7	6	78	69.7
NORTHERN ILLINOIS	12-4-15	78-71	W	22	63	.349	7	23	.304	20	24	.833	17	17	34	35.7	22	11	9	1	8	71	69.9
OMAHA	12-9-15	85-78	W	25	61	.410	5	22	.227	23	31	.742	9	25	34	35.5	27	14	16	3	9	78	70.9
at Arizona	12/13/15	52-88	L	31	55	.564	7	17	.412	19	25	.760	9	35	44	36.4	23	20	15	4	6	88	72.8
NC STATE	12-19-15	59-73	L	22	54	.407	5	16	.313	24	30	.800	15	26	41	36.9	17	10	9	4	4	73	72.8
vs Illinois	12-23-15	63-68	L	23	57	.404	9	29	.310	13	19	.684	6	26	32	36.5	16	9	7	3	6	68	72.4
ARKANSAS-PB	12-29-15	78-25	W	8	52	.154	6	19	.316	3	15	.200	12	18	30	35.9	21	6	21	2	6	25	68.4
SAVANNAH STATE	1-2-16	81-50	W	20	59	.339	7	22	.318	3	8	.375	13	17	30	35.5	18	11	18	3	2	50	67.0
Opponents		871		281	726	.387	91	272	.335	218	312	.699	144	317	461	35.5	265	154	157	36	77	871	67.0
Mizzou		910		317	717	.442	73	217	.336	203	294	.690	119	352	471	36.2	272	163	161	44	79	910	70.0

Games played: 13

Points/game: 67.0

FG Pct: 38.7

3FG Pct: 33.5

FT Pct: 69.9

Rebounds/game: 35.5

Assists/game: 11.8

Turnovers/game: 12.1

Assist/turnover ratio: 1.0

Steals/game: 5.9

Blocks/game: 2.8

2015-16 MIZZOU/OPPONENT GAME HIGHS

Mizzou Individual Game Highs

Points	22	CLARK, Wes vs Savannah State (1-2-16)
	21	CLARK, Wes vs Illinois (12-23-15)
	20	PURYEAR, Kevin vs Wofford (11-13-15)
Field Goals Made	9	CLARK, Wes vs Savannah State (1-2-16)
	8	CLARK, Wes vs Illinois (12-23-15)
	8	PURYEAR, Kevin vs Wofford (11-13-15)
Field Goal Att.	16	CLARK, Wes vs Illinois (12-23-15)
	14	PURYEAR, Kevin vs Wofford (11-13-15)
FG Pct (min 5 made)	.900 (9-10)	CLARK, Wes vs Savannah State (1-2-16)
	.714 (5-7)	PHILLIPS, Terrence vs Northern Illinois (12-4-15)
	.714 (5-7)	PHILLIPS, Terrence vs UMES (11-15-15)
	.714 (5-7)	WRIGHT, Namon vs Wofford (11-13-15)
3-Point FG Made	4	CLARK, Wes vs Illinois (12-23-15)
	4	VANLEER, Cullen vs NC State (12-19-15)
3-Point FG Att.	7	VANLEER, Cullen vs NC State (12-19-15)
	7	VANLEER, Cullen at Xavier (11-17-15)
3-Pt FG Pct (min 2 made)	1.000 (2-2)	WALTON, K.J. vs Savannah State (1-2-16)
	1.000 (2-2)	ISABELL, Tramaine vs Arkansas State (12-1-15)
Free Throws Made	9	WALTON, K.J. vs UMES (11-15-15)
	7	PURYEAR, Kevin vs Omaha (12-9-15)
	7	WRIGHT, Namon vs Omaha (12-9-15)
Free Throw Att.	10	WALTON, K.J. vs UMES (11-15-15)
	8	WALTON, K.J. at Arizona (12/13/15)
	8	PURYEAR, Kevin vs Omaha (12-9-15)
	8	WRIGHT, Namon vs Omaha (12-9-15)
	8	WRIGHT, Namon vs Wofford (11-13-15)
FT Pct (min 5 made)	1.000 (5-5)	PURYEAR, Kevin vs Northern Illinois (12-4-15)
Rebounds	11	GANT, Jakeenan vs Arkansas-Pine Bluff (12-29-15)
	10	WOODS, Russell vs Arkansas-Pine Bluff (12-29-15)
	10	WOODS, Russell vs Illinois (12-23-15)
Assists	7	PHILLIPS, Terrence vs Arkansas State (12-1-15)
	6	PHILLIPS, Terrence vs Savannah State (1-2-16)
	6	PHILLIPS, Terrence vs Northern Illinois (12-4-15)
	6	CLARK, Wes vs Kansas State (11-23-15)
Steals	4	PHILLIPS, Terrence vs Northwestern (11-24-15)
Blocked Shots	4	GANT, Jakeenan vs Arkansas-Pine Bluff (12-29-15)
Turnovers	5	CLARK, Wes vs Illinois (12-23-15)
	5	PHILLIPS, Terrence vs Northern Illinois (12-4-15)
	5	PHILLIPS, Terrence vs Kansas State (11-23-15)
	5	ISABELL, Tramaine at Xavier (11-17-15)
Fouls	5	CLARK, Wes at Arizona (12/13/15)
	5	PHILLIPS, Terrence vs Omaha (12-9-15)
	5	PHILLIPS, Terrence vs Northwestern (11-24-15)
	5	GANT, Jakeenan vs Wofford (11-13-15)
Minutes	35	PHILLIPS, Terrence vs Northern Illinois (12-4-15)
	34	CLARK, Wes vs Illinois (12-23-15)
	32	PURYEAR, Kevin vs Wofford (11-13-15)

Mizzou Team Game Highs

POINTS	88	ARKANSAS STATE (12-1-15)
	85	OMAHA (12-9-15)
	83	WOFFORD (11-13-15)
FIELD GOALS MADE	81	SAVANNAH STATE (1-2-16)
	31	ARKANSAS STATE (12-1-15)
	30	SAVANNAH STATE (1-2-16)
FIELD GOAL ATTEMPTS	65	ARKANSAS STATE (12-1-15)
	61	ARKANSAS-PINE BLUFF (12-29-15)
FIELD GOAL PERCENTAGE	.560 (28-50)	WOFFORD (11-13-15)
	.538 (28-52)	NORTHERN ILLINOIS (12-4-15)
3 PT FIELD GOALS MADE	8	UMES (11-15-15)
	7	NC STATE (12-19-15)
	7	ARKANSAS STATE (12-1-15)
3 PT FG ATTEMPTS	23	at Xavier (11-17-15)
	19	vs Kansas State (11-23-15)
	19	UMES (11-15-15)
3 PT FG PERCENTAGE	.438 (7-16)	ARKANSAS STATE (12-1-15)
	.421 (8-19)	UMES (11-15-15)
FREE THROWS MADE	29	OMAHA (12-9-15)
	23	UMES (11-15-15)
FREE THROW ATTEMPTS	38	OMAHA (12-9-15)
	32	WOFFORD (11-13-15)
FREE THROW PERCENTAGE	.842 (16-19)	SAVANNAH STATE (1-2-16)
	.818 (18-22)	ARKANSAS-PINE BLUFF (12-29-15)
REBOUNDS	56	ARKANSAS-PINE BLUFF (12-29-15)
	43	vs Illinois (12-23-15)
	43	ARKANSAS STATE (12-1-15)
ASSISTS	19	ARKANSAS-PINE BLUFF (12-29-15)
	18	NORTHERN ILLINOIS (12-4-15)
STEALS	12	ARKANSAS-PINE BLUFF (12-29-15)
	9	OMAHA (12-9-15)
BLOCKED SHOTS	11	ARKANSAS-PINE BLUFF (12-29-15)
	5	SAVANNAH STATE (1-2-16)
	5	ARKANSAS STATE (12-1-15)
TURNOVERS	18	OMAHA (12-9-15)
	18	at Xavier (11-17-15)
FOULS	26	at Xavier (11-17-15)
	24	OMAHA (12-9-15)
	24	WOFFORD (11-13-15)

Opponent Individual Game Highs

Points	33	Barber, Anthony vs NC State (12-19-15)
	24	WILSON vs Northern Illinois (12-4-15)
	24	Carter, Devin vs Arkansas State (12-1-15)
Field Goals Made	9	Barber, Anthony vs NC State (12-19-15)
	8	Hill, Malcolm vs Illinois (12-23-15)
	8	Carter, Devin vs Arkansas State (12-1-15)
Field Goal Att.	20	Gardner, Sean vs Arkansas State (12-1-15)
	19	Hill, Malcolm vs Illinois (12-23-15)
FG Pct (min 5 made)	.750 (6-8)	WHITE vs Omaha (12-9-15)
	.714 (5-7)	Trier, Allonzo at Arizona (12/13/15)
	.714 (5-7)	Anderson, Ryan at Arizona (12/13/15)
3-Point FG Made	5	Carter, Devin vs Arkansas State (12-1-15)
	5	Fletcher Magee vs Wofford (11-13-15)
3-Point FG Att.	9	Martin, Caleb vs NC State (12-19-15)
	9	WILSON vs Northern Illinois (12-4-15)
	9	Fletcher Magee vs Wofford (11-13-15)
3-Pt FG Pct (min 2 made)	1.000 (2-2)	HANDLEY vs Arkansas-Pine Bluff (12-29-15)
	.750 (3-4)	FELDER vs Savannah State (1-2-16)
	.750 (3-4)	York, Gabe at Arizona (12/13/15)
	.750 (3-4)	McIntosh, Bryant vs Northwestern (11-24-15)
Free Throws Made	13	Barber, Anthony vs NC State (12-19-15)
	10	WILSON vs Northern Illinois (12-4-15)
Free Throw Att.	15	Barber, Anthony vs NC State (12-19-15)
	11	Thomas, Donte vs Arkansas State (12-1-15)
FT Pct (min 3 made)	1.000 (10-10)	WILSON vs Northern Illinois (12-4-15)
	1.000 (7-7)	HOLLINS vs Omaha (12-9-15)
	1.000 (7-7)	MACURA, J.P. at Xavier (11-17-15)
	1.000 (6-6)	WADE, Dean vs Kansas State (11-23-15)
Rebounds	14	FARR, James at Xavier (11-17-15)
	13	WADE, Dean vs Kansas State (11-23-15)
Assists	7	PATTERSON vs Omaha (12-9-15)
	7	Lindsey, Scottie vs Northwestern (11-24-15)
Steals	4	Nunn, Kendrick vs Illinois (12-23-15)
	4	ARMSTEAD vs Northern Illinois (12-4-15)
Blocked Shots	2	Martin, Cody vs NC State (12-19-15)
	2	Ristic, Dusan at Arizona (12/13/15)
	2	Downs, Kelvin vs Arkansas State (12-1-15)
	2	REYNOLDS, Jalen at Xavier (11-17-15)
Turnovers	7	ROBINSON vs Arkansas-Pine Bluff (12-29-15)
	5	PINKETT vs Savannah State (1-2-16)
Fouls	5	THURMAN vs Omaha (12-9-15)
	5	McIntosh, Bryant vs Northwestern (11-24-15)

Opponent Team Game Highs

POINTS	88	at Arizona (12/13/15)
	78	OMAHA (12-9-15)
	78	ARKANSAS STATE (12-1-15)
	78	at Xavier (11-17-15)
	74	WOFFORD (11-13-15)
FIELD GOALS MADE	31	at Arizona (12/13/15)
	26	ARKANSAS STATE (12-1-15)
FIELD GOAL ATTEMPTS	68	ARKANSAS STATE (12-1-15)
	63	NORTHERN ILLINOIS (12-4-15)
FIELD GOAL PERCENTAGE	.564 (31-55)	at Arizona (12/13/15)
	.467 (21-45)	vs Northwestern (11-24-15)
3 PT FIELD GOALS MADE	10	vs Northwestern (11-24-15)
	10	WOFFORD (11-13-15)
3 PT FG ATTEMPTS	29	vs Illinois (12-23-15)
	27	WOFFORD (11-13-15)
3 PT FG PERCENTAGE	.435 (10-23)	vs Northwestern (11-24-15)
	.421 (8-19)	ARKANSAS STATE (12-1-15)
FREE THROWS MADE	24	NC STATE (12-19-15)
	24	at Xavier (11-17-15)
FREE THROW ATTEMPTS	33	WOFFORD (11-13-15)
	31	OMAHA (12-9-15)
FREE THROW PERCENTAGE	.833 (20-24)	NORTHERN ILLINOIS (12-4-15)
	.828 (24-29)	at Xavier (11-17-15)
REBOUNDS	44	at Arizona (12/13/15)
	44	vs Kansas State (11-23-15)
ASSISTS	20	at Arizona (12/13/15)
	15	ARKANSAS STATE (12-1-15)
	15	vs Northwestern (11-24-15)
STEALS	9	OMAHA (12-9-15)
	9	at Xavier (11-17-15)
BLOCKED SHOTS	7	ARKANSAS STATE (12-1-15)
	4	NC STATE (12-19-15)
	4	at Arizona (12/13/15)
	4	at Xavier (11-17-15)
TURNOVERS	21	ARKANSAS-PINE BLUFF (12-29-15)
	18	SAVANNAH STATE (1-2-16)
FOULS	27	OMAHA (12-9-15)
	25	UMES (11-15-15)

TV/RADIO CHART

5-11 G FR  1	6-0 G SO  4	6-7 F SO  5	6-3 G FR  10
5-9 G R-SO  11	6-5 G SO  12	6-3 G JR  13	6-0 G JR  15
6-8 F SO  23	6-7 F FR  24	6-8 F JR  25	
6-7 F FR  32	6-4 G FR  33	6-10 F SR  44	

MIZZOU NUMERICAL ROSTER

No.	Name	Ht.	Wt.	Pos.	Yr.	Exp.	Hometown / High School / Previous School
1	Terrence Phillips	5-11	175	G	Fr.	HS	Orange County, Calif. / Oak Hill Academy (Va.)
4	Tramaine Isabell	6-0	178	G	So.	1L	Seattle, Wash. / Garfield H.S.
5	D'Angelo Allen	6-7	216	F	So.	1L	Dallas, Texas / Kimball H.S.
10	K.J. Walton	6-3	197	G	Fr.	HS	Brownsburg, Ind. / Brownsburg H.S.
11	Jimmy Barton	5-9	160	G	R-So.	RS	St. Louis, Mo. / DeSmet Jesuit H.S. / Houston Baptist
12	Namon Wright	6-5	202	G	So.	1L	Los Angeles, Calif. / Pacific Hills
13	Trevor Glassman	6-3	200	G	Jr.	TR	Bedford, N.H. / New Hampton School
15	Wes Clark	6-0	180	G	Jr.	2L	Detroit, Mich. / Romulus H.S.
23	Jakeenan Gant	6-8	212	F	So.	1L	Springfield, Ga. / Effingham County
24	Kevin Puryear	6-7	236	F	Fr.	HS	Blue Springs, Mo. / South H.S.
25	Russell Woods	6-8	225	F	Jr.	JC	Chicago, Ill. / Simeon High School / John A. Logan College (Ill.)
32	Adam Wolf	6-7	202	F	Fr.	HS	Beaver Dam, Wis. / Beaver Dam H.S.
33	Cullen VanLeer	6-4	200	G	Fr.	HS	Pacific, Mo. / Pacific H.S.
44	Ryan Rosburg	6-10	260	F	Sr.	3L	Chesterfield, Mo. / Marquette H.S.

MIZZOU COACHING STAFF

Coach	Position	Year	Alma Mater, Year
Kim Anderson	Head Coach	Second	Missouri, 1979, '81
Rob Fulford	Assistant Coach	Second	Marshall, 1997
Brad Loos	Assistant Coach	Second	Austin Peay State, 2002
Corey Tate	Assistant Coach	First	Missouri, 1997
Paul Rorvig	Basketball Operations	Second	Central Missouri, 2005
Steve Shields	Special Assistant to the Head Coach	First	Baylor, 1988, '92
Matt Herring	Athletic Performance	Second	Southwest Texas State, 1994