



BACK-TO-BACK SEC EAST CHAMPIONS // FIFTH-MOST WINS AMONG POWER 5 SINCE 2007 // #MIZZOUMADE

2015 SCHEDULE

DATE	OPPONENT	TV	SCORE/TIME (CT)
SEPT. 5	Southeast Missouri	SEC NETWORK+	W, 34-3
SEPT. 12	at Arkansas St.	ESPN3	W, 27-20
SEPT. 19	UConn	ESPN	W, 9-6
SEPT. 26	at Kentucky	SEC Network	L, 21-13
OCT. 3	SOUTH CAROLINA	SEC NETWORK	11 AM
OCT. 10	FLORIDA	TBA	TBA
OCT. 17	at Georgia	TBA	TBA
OCT. 24	at Vanderbilt	TBA	TBA
OCT. 31	OPEN DATE		
NOV. 5	MISSISSIPPI ST.	ESPN	8 PM
NOV. 14	BYU (in Kansas City)*	TBA	TBA
NOV. 21	TENNESSEE	TBA	TBA
Nov. 27	at Arkansas	CBS	1:30 P.M.

Bold denotes home games in Columbia, Mo., at Memorial Stadium

All times listed are central

* - Nov. 14 game vs. BYU will be played at Arrowhead Stadium in Kansas City, Mo., home of the NFL's Kansas City Chiefs

• Mizzou's record at NFL stadiums under Pinkel (9-1)

GAME

5

MIZZOU TIGERS (3-1, 0-1 SEC) vs. SOUTH CAROLINA (2-2, 0-2 SEC)

SATURDAY, OCT. 3, 2015 // 11 AM (CT) // MEMORIAL STADIUM



@MizzouFootball

3-1 (0-1 SEC)

PTS/GAME	20.8
PTS ALLOWED/GAME	12.5
RUSH YDS/GAME	108.5
RUSH YDS ALLOWED/GAME	108.8
PASSING YDS/GAME	219.8
PASSING YDS ALLOWED/GAME	146.2
TOTAL OFFENSE/GAME	328.2
TOTAL OFFENSE ALLOWED/GAME	255.0
TIME OF POSSESSION	28:42
3RD DOWN	21-of-57 (37%)
RED ZONE SCORES	7-of-8

HEAD COACH	Gary Pinkel (Kent St., '73)
SEASON RECORD	3-1 (15th Season)
CAREER	189-104-3 (25th) // 116-67 at MU
RECORD VS. SOUTH CAROLINA	2-2

SERIES INFORMATION

ALL-TIME SERIES	Sixth Meeting
IN COLUMBIA, MO.	0-1
IN COLUMBIA, S.C.	1-1
NEUTRAL SITE	2-0
LAST MEETING	Mizzou - 21-20
	Sept. 27, 2014 in Columbia

FOLLOW #MIZZOU

ON TELEVISION	SEC Network
	11 AM
	Tom Hart (Play-by-Play)
	Andre Ware (Analyst)
	Laura Rutledge (Sideline)
ON RADIO	Tiger Radio Network
	Mike Kelly (Play-by-Play)
	Howard Richards (Analyst)
	Chris Gervino (Sideline)
	Sirius (83); XM (190)
ONLINE	@MizzouFootball
	MUTigers.com
	Mizzou.StatBroadcast.com



@GamecockFB

2-2 (0-2 SEC)

PTS/GAME	22.5
PTS ALLOWED/GAME	26.2
RUSH YDS/GAME	209.8
RUSH YDS ALLOWED/GAME	171.8
PASSING YDS/GAME	157.5
PASSING YDS ALLOWED/GAME	239.5
TOTAL OFFENSE/GAME	367.2
TOTAL OFFENSE ALLOWED/GAME	411.2
TIME OF POSSESSION	27:54
3RD DOWN	20-of-55 (36%)
RED ZONE SCORES	11-of-13

HEAD COACH	Steve Spurrier (Florida '89)
SEASON RECORD	2-2 (11th season)
CAREER RECORD	22-887-2 (Third season)
RECORD VS. MIZZOU	2-2

#MIZZOUMusings

► A win would...

- Be Mizzou's second consecutive over South Carolina after a 21-20, comeback win in SC last year
- Be Mizzou's sixth consecutive home win.
- Improve Mizzou to 4-1 or better for the 10th time under head coach **Gary Pinkel**. Mizzou reached a bowl in eight of the nine seasons in which it won four of its first five games.
- Improve Mizzou to 13-7 against SEC East teams since joining the SEC for the 2012 season.
- Improve Mizzou to 4-2 all-time against South Carolina and 1-1 against the Gamecocks in Columbia, Mo.

#HonoringThePast

► This weekend will celebrate a 50-year reunion of the 1965 Mizzou team coached by Hall of Fame Coach Dan Devine – a team that went 8-2-1 overall, and won the 1966 Sugar Bowl by a 20-18 score over Florida and QB Steve Spurrier (who would go on to win the Heisman Trophy the following season). Over 25 members of the team are scheduled to return to Mizzou for a celebration, which will include a Friday-evening mixer and an on-field recognition at Saturday's game against South Carolina. Of course, it just so happens that Spurrier will be on the sidelines this weekend coaching for South Carolina!

► The 1965 team began the season unranked, and didn't crack the national rankings until November. Devine's team finished strong, however, winning its final four games (including the bowl win), and ended the year ranked 6th in both the AP and UPI polls.

► In the Sugar Bowl win, Mizzou jumped out to a commanding 17-0 halftime lead, and carried a 20-0 lead into the fourth quarter, before Spurrier rallied the Gators back with a pair of TD passes and a TD run of his own. But each time the Gators scored they went for two points, and Mizzou's defense, which ranked 8th nationally that season in fewest points allowed, stopped Spurrier and company to hold off the comeback attempt. Mizzou rushed for 257 yards, behind 120 yards from Charlie Brown and 76 more from QB Gary Lane. Brown opened scoring on a 10-yard run in the 2nd quarter, and the Tigers extended their lead on an 11-yard halfback option pass from Johnny Roland to Earl Denny, followed by a pair of field goals from PK Bill Bates.

#MIZZOU STORYLINES

► The Missouri Tigers (3-1 overall, 0-1 in SEC play) return home and will play host to the South Carolina Gamecocks (2-2, 0-2) Saturday at Faurot Field/Memorial Stadium. Kickoff for the game is set for 11 a.m. (central time), and the game will air live on the SEC Network. Tom Hart, Andre Ware and Laura Rutledge will be on the call.

► Mizzou is looking to bounce back from a tough-luck 21-13 loss at Kentucky last Saturday, in a game where the Tigers didn't trail until the 1:58 mark of the 3rd quarter. Mizzou took a 7-0 lead late in the 1st on a **Maty Mauk-to-J'Mon Moore** touchdown pass, and held a 10-7 lead until the Wildcats scored consecutive TDs in the second half to take a 21-10 lead. Mauk led a drive to pull to within one score at 21-13 on an Andrew Baggett 24-yard field goal with 3:00 left to play, but the UK offense was able to kill the clock on its ensuing possession, and deny the Tigers one last chance to send the game into overtime.

► South Carolina comes into Saturday's matchup fresh off of a 31-14 home win over UCF. Carolina trailed 14-8 at halftime, but used a dominant second half performance, as they outscored UCF 23-0 after intermission to pull away for the win. The victory broke a brief two-game losing skid by the Gamecocks, after they had lost consecutive games to Kentucky on Sept. 12th (L, 26-22 at home) and at Georgia on Sept. 19th (L, 52-20). Carolina opened the 2015 season with a 17-13 neutral-site win over North Carolina.

► TIGERS LOOKING FOR BOUNCE BACK WIN

► Mizzou has done a lot of winning under Head Coach Gary Pinkel of late, and along with that, fortunately hasn't had to deal with a lot of rebounding from defeats. However, when the Tigers have stubbed their toes, they've shown a nice propensity for bouncing back and not letting one loss be the start of a losing streak...

► The Tigers have won their last five games coming off of a defeat, dating back to 2013. Here's a quick look at the current trend:

Date	Loss To	Next Game
• 10/26/13	vs. South Carolina (L, 27-24 2-OT)	vs. Tennessee (W, 31-3 – 11/2/13)
• 12/7/13	vs. Auburn (L, 59-42)	vs. Oklahoma State (W, 41-31 – 1/3/14)
• 9/20/14	vs. Indiana (L, 31-27)	at South Carolina (W, 21-20 – 9/27/14)
• 10/11/14	vs. Georgia (L, 34-0)	at Florida (W, 42-13 – 10/18/14)
• 12/6/14	vs. Alabama (L, 42-13)	vs. Minnesota (W, 33-17 – 1/1/15)

#THEBEASTIEBOYS - THE O-LINE

LT Connor **McGOVERN**

60
RS SR // 6-4 // 300 // FARGO, N.D.

GP	GS	C-GP	C-GS
4	4	41	32
<ul style="list-style-type: none"> ► Moves to LT in 2015, taking over for 2nd round NFL Draft pick Mitch Morse ► Team went 8-2 with him at RG last season ► Two-time SEC Honor Roll member 			

LG Brad **McNULTY**

63
RS SR // 6-4 // 305 // ALLEN, TEXAS

GP	GS	C-GP	C-GS
3	0	37	10
<ul style="list-style-type: none"> ► Has started 10 games in his career ► One of five seniors among the 2-deep on the line for Mizzou. 			

C Evan **BOEHM**

77
SR // 6-3 // 310 // LEE'S SUMMIT, MO.

All-SEC 3rd Team			
GP	GS	C-GP	C-GS
4	4	44	44
<ul style="list-style-type: none"> ► Senior captain ► Has started 43 straight games, including 31 at center and 12 at LG. ► Rimington and Outland Watch List ► One of top NFL Draft prospects at C 			

RG Mitch **HALL**

73
RS SR // 6-5 // 310 // RUSSELLVILLE, ARK.

GP	GS	C-GP	C-GS
4	4	30	9
<ul style="list-style-type: none"> ► Started five games at RG in 2014 and occupies the same spot in 2015 ► Transfer from Ole Miss (2012) ► Valuable member of the FG/PAT protection team in 2014 			

RT Taylor **CHAPPELL**

62
RS SR // 6-5 // 305 // CANADIAN, TEXAS

GP	GS	C-GP	C-GS
4	2	21	12
<ul style="list-style-type: none"> ► Started final 10 games of '14 at RT ► Switching to LG in 2015 ► Moved back to RT in place of an injured Nate Crawford at UK last Sat. ► SEC Honor Roll member 			

NOTES ON THE LINE (C-GS denotes career games started, C-GP denotes career games played)

- Mizzou's O-line boasts 107 career starts with four of the five starting spots being occupied by seniors. **Evan Boehm** leads the group with 44 career starts while **Connor McGovern** has 32.
- **Evan Boehm** is just seven starts shy of breaking Mizzou's all-time school record for starts in a career.
- Average weight: 306 pounds // Average height: 6-4

#PLAYMAKERS - THE BACKFIELD/SPECIALISTS

QB Maty **MAUK**

7
RS JR // 6-0 // 200 // KENTON, OHIO

All-SEC 2nd Team			
C-ATT	YDS	RA-YD	TD-INT
57-110	654	36-145	5-4
<ul style="list-style-type: none"> ► Has thrown TD passes to 11 different WRs in his 21 starts ► 17-5 in 22 games as a starter ► 42 career TDs (4th in school history) ► TD pass in 10 of last 11 games 			

TB Russell **HANSBROUGH**

32
SR // 5-9 // 195 // ARLINGTON, TEXAS

All-SEC 3rd Team			
ATT-YD	AVG.	REC-YD	TDs
13-49	3.8	1-7	0
<ul style="list-style-type: none"> ► Is approaching 2,000 career yards (has 1,957 in his career). ► Would be the 15th Tiger to go over 2,000 career rushing yards ► Ran for 1,084 yards in 2014 			

TB Ish **WITTER**

21
SO // 5-10 // 190 // TAMPA, FLA.

ATT-YD	AVG.	REC-YD	TDs
53-187	3.5	7-46	0
<ul style="list-style-type: none"> ► Led the team in carries in each of the first three weeks as Russell Hansbrough recovers from a sprained ankle. 			

NOTES ON BACKFIELD

- **Maty Mauk** threw three TD passes at Arkansas State and now has 42 TD passes in his career. He moved into sole possession of fourth place in program history, passing QB Blaine Gabbert (40, 2008-10) and QB Jeff Handy (39, 1991-94). Mauk trails QB Chase Daniel (101, 2005-08), QB Brad Smith (56, 2002-05) and QB James Franklin (51, 2010-13) for the most passing TDs in Mizzou history.
- Mauk now has six career games with at least 3 TD passes in his 22 career starts after tossing for three at Arkansas State on Sept. 12.
- **Russell Hansbrough** needs just 43 rushing yards to become the seventh Mizzou running back ever under **Gary Pinkel** to rush for 2,000 career yards.

#GOINGDEEP - THE PASS CATCHERS

TE Clayton **ECHARD**

82
RS SR // 6-5 // 260 // EUREKA, MO.

C-YDs	AVG	LNG	TD
0-0	0.0	0	0
<ul style="list-style-type: none"> ► Moves to No. 2 on the depth chart this week ► Brings size & versatility to TE spot ► Led team in catches in 2nd spring scrimmage 			

X J'Mon **MOORE**

6
RS SO // 6-3 // 190 // MISSOURI CITY, TEXAS

C-YDs	AVG	LNG	TD
13-154	11.8	27	2
<ul style="list-style-type: none"> ► Hauled in first career TD vs. SEMO ► 6 catches (39 yards) vs. UConn ► 2 catches for 24 yards w/ a TD at UK last Saturday ► Leads team in catches, 3rd in yds 			

H Nate **BROWN**

2
SO // 6-3 // 205 // SUWANEE, GA.

C-YDs	AVG	LNG	TD
11-159	14.5	25	2
<ul style="list-style-type: none"> ► Leads team w/ 2 TDs, 3rd in rec. ► 4 catches for 46 yards and a TD at Arkansas State. ► Made two athletic sideline grabs at UK last weekend 			

Z Wesley **LEFTWICH**


18
RS SR // 6-1 // 205 // COLUMBIA, MO.

C-YDs	AVG	LNG	TD
6-88	14.7	32	1
<ul style="list-style-type: none"> ► Hauled in first career TD at Arkansas State, a 32-yard strike. ► Missed week 1 with a sore knee. ► Career-highs in catches (3) and yards (44) last week at UK 			

NOTES ON THE WIDEOUTS/TIGHT ENDS

- **J'Mon Moore**, **Wesley Leftwich** and **Nate Brown** have each hauled in their first career TDs this season.
- 14 different Tigers have caught a pass this season.
- This foursome has combined for 42 of Mizzou's 72 catches this season.


#DLINEZOU



DE
56
Walter **BRADY**
RS FR // 6-3 // 255 // FLORENCE, ALA.

TCK	TFL-S	QBH	FF
10	5.5-3.0	2	0


- Career-high five tackles with 1.5 TFLs last week at UK.
- Had a pair of sacks in Mizzou's win over UConn.
- Made first career start last week



DT
79
Terry **BECKNER, Jr.**
FR // 6-4 // 300 // EAST ST. LOUIS, ILL.

TCK	TFL-S	QBH	PBU
9	3.0-0	0	1


- Impressed in collegiate debut vs. SEMO with 4 tackles and a TFL.
- 2 tackles, 1.0 TFL vs. UConn
- 3 tackles, 1 TFL at UK last week
- First career start last week



DT
97
Josh **AUGUSTA**
JR // 6-4 // 335 // PEORIA, ILL.

TCK	TFL-S	QBH	PBU
6	2.0-0	0	1

- Junior w/ incredibly high ceiling
- 2.0 TFLs in win over UConn
- 2 tackles at UK last weekend
- Nicknamed 'Juggernaut' after the comic book X-Men villain.



DE
91
Charles **HARRIS**
RS SO // 6-3 // 255 // KANSAS CITY, MO.


TCK	TFL-S	QBH	FF
19	9.5-3.0	3	1

- Leads nation with his 9.5 TFLs
- 9.5 of 19 tackles on the year have been for a loss.
- 3 tackles (3.0 TFLs) vs. UConn.
- 6 tackles, 1.5 TFLs vs. UK last week

NOTES ON #DLINEZOU

- Mizzou has had at least seven TFLs in every game this season, highlighted by 15.0 at Arkansas State, the most TFLs in a game by a Mizzou team since 2002.
- **Charles Harris** leads the nation in tackles for loss as 8 of his 13 tackles have been in the backfield.
- Led by #DLineZou, Mizzou leads the nation in total tackles for loss (41) and is tied for first with Baylor, averaging 10.3 TFLs per game. Of Mizzou's 41.0 total TFLs, 26.5 have come from #DLineZou

#BASHBROTHERS - THE LINEBACKERS




WLB
10
Kentrell **BROTHERS**
RS SR // 6-1 // 235 // GUTHRIE, OKLA.

TKL	TFL-S	INT	PBU
52	3.0-0	2	1

All-SEC 2nd Team


- Leads the nation in tackles (52) and is second in tackles per game (13.0)
- Pair of 4th quarter INTs at Arkansas State w/ career-high 16 tackles.
- 10 tackles at UK last week



MLB
30
Michael **SCHERER**
RS JR // 6-3 // 235 // ST. LOUIS, MO.

TKL	TFL-S	FF	PBU
24	4.0-0	0	1

- Second on the team with 24 tackles.
- Third on the team with his 4.0 TFLs
- 2 tackles w/ a PBU vs. UConn.
- Season-high 9 tackles at UK.



SLB
25
Donavin **NEWSOM**
RS JR // 6-2 // 230 // ST. LOUIS, MO.


TKL	TFL-S	FF	PBU
19	3.0-1.0	0	1

- Season-high seven tackles and career-high 2.0 TFLs at UK last week
- Also had first career sack at UK
- Had a key 4th-down PBU vs. UConn, saving a TD.

NOTES ON THE LINEBACKERS

- There hasn't been a better LB in the country better than **Kentrell Brothers** through the first four weeks of the season. He leads the nation in tackles with 52 and has 3.0 TFLs and two interceptions and two blocked kicks.
- Mizzou's starting linebackers have combined for 95 of Mizzou's 277 tackles this season.
- Newsom and Scherer each tallied season-high tackle totals last time out vs. Kentucky while totalling 2.5 TFLs.


#NOFLYZONE - THE SECONDARY



CB
11
Aarion **PENTON**
JR // 5-10 // 190 // ST. LOUIS, MO.

TKL	PBU	TFL	INT
19	2	1.5	0


- Fifth on the team with 19 tackles, leading all players in the secondary.
- 5 tackles with a PBU and QBH against UConn.
- 5 tackles, FF, PBU last week at UK



FS
21
Ian **SIMON**
RS FR // 6-0 // 195 // MANSFIELD, TEXAS

TKL	PBU	FR	INT
12	1	1	0


- Senior captain
- Recovered a fumble in Mizzou's week 1 win over SEMO
- 5 tackles at Arkansas State
- 3 tackles w/ a PBU vs. UConn



SS
22
Anthony **SHERILLS**
RS SO // 6-0 // 190 // KANSAS CITY, MO.

TKL	PBU	TFL	INT
17	0	1.0	1

- Career-high 6 tkl, 1.0 TFL at ASU
- Hauled in game-clinching INT - the first of his career - with less than a minute to play vs. UConn.
- 5 tackles at UK last week



CB
7
Kenya **DENNIS**
SR // 5-11 // 200 // LELAND, MISS.

TKL	PBU	TFL	INT
13	1	1.0-10	0

- Senior captain
- 3 tackles last week at UK
- Only member of secondary with a sack this season

NOTES ON THE SECONDARY

- Mizzou is 13th in the nation and leads the SEC in pass defense through four weeks, allowing just 146.0 yards per game through the air.
- Mizzou has held opponents to less than 200 yards passing in eight of the last 12 games, dating back to last season. In that span, Mizzou is allowing just 175.7 passing yards per game.

#THEBEASTIEBOYS - THE O-LINE


LT
CUELLAR
70

JR // 6-5 // 300 // FORTUNA, CALIF.

GP	GS	C-GP	C-GS
4	0	4	0

- ▶ Junior college transfer who provides great, quality depth at the ever important LT spot.
- ▶ Valuable member of FG/PAT protection unit.


LG
ABELN
57

RS SO // 6-3 // 290 // ST. LOUIS, MO.

GP	GS	C-GP	C-GS
3	3	2	2

- ▶ Started at LG before shifting to C to replace an injured Evan Boehm vs. SEMO.
- ▶ Mother, Julie, was Truman the Tiger mascot at Mizzou


C
BAILEY
56

RS FR // 6-4 // 280 // LAMAR, MO.

GP	GS	C-GP	C-GS
0	0	0	0

- ▶ One of 10 in-state signees in 2014 class.
- ▶ Played TE and DE in high school before switching to OL at Mizzou


RG
PENDLETON
71

RS FR // 6-4 // 315 // LEE'S SUMMIT, MO.

GP	GS	C-GP	C-GS
1	0	1	0

- ▶ Played for Evan Boehm's father, Royce Boehm, at Lee's Summit West.
- ▶ Has a model car collection that is a very big hobby for him.


RT
ADAMS
64

RS FR // 6-6 // 290 // NASHVILLE, TENN.

GP	GS	C-GP	C-GS
1	0	1	0

- ▶ Two-way lineman in high school
- ▶ Chose Mizzou over Cincinnati, Mississippi State and South Florida
- ▶ HS teammates with WR Thomas Richard.

NOTES ON THE LINE RESERVES (C-GS denotes career games started, C-GP denotes career games played)

- ▶ Average weight: 295 pounds with two checking in at 300 or bigger // Average height: 6-4 1/2.
- ▶ The O-Line reserves boast nine career games played and two starts.

#PLAYMAKERS - THE BACKFIELD/SPECIALISTS RESERVES


QB
LOCK
3

FR // 6-4 // 205 // LEE'S SUMMIT, MO.

C-ATT	YDS	RA-YD	TD-INT
15-25	225	3 - 9	1-1

- ▶ Elite 11 QB - Top recruit in MO
- ▶ KC Star Player of the Year
- ▶ US Army All-American
- ▶ Trent Dilfer pegged him as the second-best QB at the Elite 11 camp.


TB
HUNT
35

SR // 5-11 // 210 // HUNTSVILLE, MO.

ATT-YD	AVG.	REC-YD	TDs
10-32	3.2	4-166	1

- ▶ Has two longest pass catches by a Tiger this season (78 yards vs. SEMO, longest TD pass at Mizzou since 2013) and a 51-yard catch vs. UConn.
- ▶ 2 catches for 37 yards at UK


TB
ABBINGTON
39

RS SO // 6-2 // 215 // ST. LOUIS, MO.

ATT-YD	AVG.	REC-YD	TDs
4-18	4.5	0-0	0

- ▶ Went to Hutchinson CC, the alma mater of former Tiger and current Arizona Cardinal Markus Golden.
- ▶ Has 4 carries this season and is averaging 4.5 yards per carry

NOTES ON BACKFIELD RESERVES

- ▶ Mizzou's backup running backs will be key in 2015 as they will look to lighten the workload of 1,000-yard rusher **Russell Hansbrough**, who is nursing a sore ankle.
- ▶ Mizzou has not had a running back with more than 215 carries since Zack Abron in 2003, so the back-up running backs will obviously be important in the Tigers' running attack.
- ▶ True freshman **Drew Lock** enters week four as the backup to **Maty Mauk**. He went 3-for-5 with 47 yards against Kentucky last weekend.


#GOINGDEEP - THE PASS CATCHER RESERVES


TE
REESE
10

SO // 6-5 // 250 // EULESS, TEXAS

C-YDs	AVG	LNG	TD
4-45	11-2	21	0

- ▶ Athletic TE who emerged in passing game last week at UK.
- ▶ Had three catches for 40 yards at Kentucky, both career-high marks.


X
LAURENT
41

RS JR // 6-3 // 215 // BALLWIN, MO.

C-YDs	AVG	LNG	TD
1-4	4.0	4	0

- ▶ Caught his only pass of the season in Mizzou's win over UConn, good for four yards.


H
Wingo
14

RS FR // 5-11 // 180 // SUWANEE, GA.

C-YDs	AVG	LNG	TD
3-23	7.7	13	0

- ▶ Started his career at DB but has moved to WR
- ▶ Tremendous athlete who could also factor into kicking game.
- ▶ Had 1 catch (13 yards) at UK


Z
HALL
84

FR // 6-3 // 200 // FRANKLIN, TENN.


C-YDs	AVG	LNG	TD
2-12	6.0	9	0

- ▶ Had a great training camp and should see the field as a true freshman.
- ▶ Chose Mizzou over Louisville, Ole Miss, Mississippi State, Vanderbilt.

NOTES ON THE WIDEOUTS/TIGHT ENDS

- ▶ While young, the backup wideouts have a tremendous amount of talent and athleticism.
- ▶ Wingo, Reese and Hall all saw considerable playing time last weekend at Kentucky.
- ▶ Reese pulled in a career-high three passes for a career-high 40 yards. Wingo had a catch for 13 yards.

#DLINEZOU




DE
16

Marcell
FRAZIER

JR // 6-5 // 265 // PORTLAND, Ore.

TCK	TFL-S	QBH	FF
5	2.5-0	2	0

- ▶ 3 tackles w/ 1.5 tackles for loss at Arkansas State.
- ▶ 1 TFL vs. UConn and 1 tackle at UK
- ▶ Rated as the 4th-best JUCO D-lineman in the nation by *Rivals.com*.




DT
96

A.J.
LOGAN

RS SO // 6-2 // 310 // COLUMBIA, MO.

TCK	TFL-S	QBH	FF
4	1.0-0	0	1

- ▶ Forced a fumble with a TFL last weekend against UConn.
- ▶ 2 tackles last week at UK
- ▶ Local product out of Rock Bridge High School.




DT
95

Rickey
HATLEY

RS JR // 6-4 // 300 // ATLANTA, TEXAS

TCK	TFL-S	QBH	FF
8	1.5-0	1	0

- ▶ Had 3 tackles, 1 QBH and a TFL in the season-opener vs. SEMO.
- ▶ 2 tackles (0.5 TFL) at Ark. State.
- ▶ 3 tackles vs. UConn.



DE
88

Nate
HOWARD

FR // 6-4 // 240 // ST. LOUIS, MO.

TCK	TFL-S	QBH	FF
4	1.5-0	0	0

- ▶ Incredible motor helped him with the No. 2 job as a true freshman during camp.
- ▶ Had offers from Wisconsin, Illinois, Indiana, Iowa and Syracuse.

NOTES ON #DLINEZOU RESERVES

- ▶ The #DLineZOU reserves feature plenty of youth but tremendous upside, highlighted by true freshman **Terry Beckner, Jr.**, who was ESPN's No. 2 recruit nationally coming out of high school.
- ▶ #DLineZOU back-ups have compiled 6.5 TFLs this season.

#BASHBROTHERS - THE LINEBACKERS



WS
34

Joey
BURKETT

RS SO // 6-2 // 210 // JEFFERSON CITY, MO.

TKL	TFL-S	FF	PBU
8	0.0-0	0	0

- ▶ Had six tackles in opener vs. SEMO, third-most on team.
- ▶ 1 tackle at Arkansas State, UK
- ▶ Went to high school 30 minutes from Columbia in Jefferson City.



MLB
4

Brandon
LEE

RS FR // 6-2 // 220 // INDIANAPOLIS, IND.

TKL	TFL-S	FF	PBU
1	0.0-0	0	1

- ▶ Incredible athlete who was rated as a four-star LB and the nation's No. 16 LB prospect by ESPN.
- ▶ Had offers from Michigan State, Oregon, Virginia Tech and Penn State.



SLB
40

Clarence
GREEN

RS SR // 6-0 // 220 // CLUTE, TEXAS

TKL	TFL-S	BLK	SFTY
16	0.5-0	1	1

- ▶ 5 tackles in season-opener vs. SEMO - 1 tackle at Arkansas State
- ▶ Block punt, scored safety vs. UConn
- ▶ Career-high 8 tackles at UK

NOTES ON THE LINEBACKER RESERVES

- ▶ Senior **Clarence Green** highlights the reserves, playing in 26 games in his career, including all 14 a season ago. He had a season- and career-high eight tackles last week against Kentucky.
- ▶ MLB **Brandon Lee** redshirted a season ago, but is an incredible athlete who was rated as a four-star LB prospect out of high school.
- ▶ **Joey Burkett** was the state's No. 9 overall recruit out of high school.

#NOFLYZONE - THE SECONDARY RESERVES



CB
28

Logan
CHEADLE

SO // 5-10 // 180 // LEE'S SUMMIT, MO.

TKL	PBU	PD	INT
5	0	0	0

- ▶ Tallied two tackles, his first of the season, last week vs. UConn
- ▶ Career-high 3 tackles at UK
- ▶ Cousin of actor Don Cheadle (*Oceans 11*, *Hotel Rwanda*, *Iron Man 2*)



FS
8

Thomas
WILSON

SO // 5-10 // 190 // SUWANEE, GA.

TKL	PBU	TFL	INT
4	0	0.5	0

- ▶ One of four true freshmen to play for Mizzou in 2014, tallying 17 tackles, 1.0 TFL and 1 pass break-up
- ▶ First Team All-State in Georgia as a HS senior.



SS
3

Cortland
BROWNING

RS SR // 6-1 // 205 // TYLER, TEXAS

TKL	PBU	PD	INT
5	0	0	0

- ▶ Missed season-opener vs. SEMO with hamstring strain.
- ▶ Healthy for Arkansas State and matched then career-high 2 tackles
- ▶ Career-high three tackles at UK



CB
5

John
GIBSON

RS JR // 6-0 // 190 // MISSOURI CITY, TEXAS

TKL	PBU	TFL	INT
6	1	0-0	1-35

- ▶ Hauled in second career INT and returned it 35 yards into the red zone to set up a TD in Mizzou's win at Arkansas State
- ▶ Three tackles at UK last week

NOTES ON THE SECONDARY

- ▶ An experienced group for secondary coaches **Cornell Ford** and **Ryan Walters**, all four secondary reserves have seen plenty of game action this season.
- ▶ Both Cheadle and Wilson were true freshmen who saw game action last season - two of just four Mizzou true freshmen to play in 2014.
- ▶ **John Gibson** had a huge interception at Arkansas State, leading to a TD in Mizzou's road win.

#SPECIALISTS - KICKERS



PK
99
Andrew **BAGGETT**
RS SR // 6-1 // 215 // LEE'S SUMMIT, MO.

FG	LNG	PAT	KO
6-7	41	9-9	0-0

- 51 points shy of being Mizzou's all-time leading scorer.
- Career FG: 56-77, PATs: 151-160.



P/KO
26
Corey **FATONY**
FR // 6-0 // 185 // FRANKLIN, TENN.

P-YDS	AVG.	TB	I-20
24-1053	43.9	3	11

- 47.8 yard per punt ranks 6th in the SEC and 33rd nationally
- Has Mizzou ranked 25th nationally in net punting.

NOTES ON THE KICKERS

- Senior FG kicker **Andrew Baggett** is second on Mizzou's career scoring list and should break that mark this season along with the career FG and PAT records at Mizzou.
- Freshman **Corey Fatony** won the battle for the starting punter job and also for kickoffs. He has eight punts of 50+ yards this season and 11 inside the 20.
- Fatony pinned UConn inside the 10 twice last weekend and did the same thing at Arkansas State the week prior. He had five inside the 20, including three inside the 10 at UK last weekend.

#SPECIALISTS - RETURNERS



PR
11
Aarion **PENTON**
JR // 5-10 // 190 // ST. LOUIS, MO.

PR	YDS	AVG.	TD
9	82	9.1	1

- Had a punt return TD on a blocked pooch-punt in the third quarter vs. SEMO.
- 8th in SEC in punt return average



KR
5
John **GIBSON**
RS JR // 6-0 // 190 // MISSOURI CITY, TEXAS

KR	YDS	AVG.	TD
1	9	9.0	0.0

- Tremendous athlete at the position - nicknamed JG by team.
- Has played in 26 games over the last two seasons
- Could factor into return game

NOTES ON THE RETURNERS

- All three players are in their first year as starting kick returners, taking over for All-American return man **Marcus Murphy**, who is now with the New Orleans Saints.
- Penton scored a punt return TD on a blocked punt last week vs. SEMO - it was the first punt blocked for a TD by Mizzou since 2003.

QUICK STRIKES...OFFENSE NOTABLES

CURRENT TIGERS VS. SOUTH CAROLINA

- Here's a quick look at some career numbers that current Tigers have put together against South Carolina over the previous three matchups:...

Andrew Baggett

Career – 2-of-5 FGs / 7-of-7 PATs...

Kentrell Brothers

2013 – 7 tackles / 1.0 TFL / 1 QBH...

2014 – 10 tackles / 2.0 TFL / 2 PBU...

Kenya Dennis

2014 – 5 tackles / 1 PBU...

John Gibson

Career – 3 tackles / 1 PBU...

Russell Hansbrough

2014 – 10 rushes / 43 yards / 3 TDs...

Career – 17 rushes / 83 yards / 3 TDs...

Wesley Lefwich

2014 – 1 reception / 26 yards...

Maty Mauk

2013 – 10-of-25 passing / 249 yards / 1 TD / 1 INT / 10 rushes / 12 yards...

2014 – 12-of-34 passing / 132 yards / 0 TD / 0 INT / 6 rushes / 9 yards...

Aarion Penton

Career – 4 tackles / 1.0 TFL / 1 PBU...

Michael Scherer

2014 – 9 tackles / 0.5 TFL...

Ian Simon

2014 – 4 tackles / 1 PBU...

Thomas Wilson

2014 – 2 tackles...

MEDIA PROCEDURES

MONDAY

3:30 p.m. - News Conference w/Head Coach Gary Pinkel (MATC Complex)
4 p.m. - Requested players/assistants (MATC)

TUESDAY

10-11 a.m. - Gary Pinkel phone calls (Reserved through SID)

WEDNESDAY

9:30-10:30 a.m. - Gary Pinkel phone calls (Reserved through SID)
11:10 a.m. - Gary Pinkel on SEC Coaches' Weekly Teleconference

GAME CREDENTIALING

Credentials for the Mizzou 2015 home season may be requested online at www.mutigers.com. On the front page, mouse over the "Athletics" link, and click on the "Media Center" link to access the password-protected credentialing site. Password information can be obtained by contacting Kevin Fletcher (fletcherk@missouri.edu).

MIZZOU STRATEGIC COMMUNICATIONS

Mizzou Media Relations personnel assisting you with your coverage of the Mizzou Football team are Associate Athletics Director for Strategic Communications **Chad Moller** and Assistant Director of Strategic Communications **Shawn Davis**.

STAFF DIRECTORY

Chad Moller - Associate Athletics Director

(W) 573/882-0712 (Cell) 573/268-3110

Shawn Davis - Assistant Director

(W) 573/882-0711 (Cell) 573/882-0711

Tyler Koonce - Assistant Director

(W) 573/884-9486 (Cell) 816/205-4500

Ryan Bradley - Sr. Associate Athletics Director

Kate Lakin - Associate Director

Patrick Crawford - Assistant Director

Andy Oldenburg - Assistant Director

Ali Fisher - Digital Media Specialist

RJ Layton - Associate

NUMBERS TO KNOW...

79

wins since 2007. That is tied with Ohio State, USC and Wisconsin for the fifth-most in the nation in that span (power conferences).

5

five conference division titles since 2007, the most in the nation in that span.

6

Mizzou went over 10 wins for the sixth time in program history last season. Five of those six have come under Gary Pinkel (all five since '07).

LAST TIME OUT...

► Mizzou Football held an early 7-0 lead but couldn't make it hold as Kentucky posted a 21-13 win Saturday night at Commonwealth Stadium. The loss snapped Mizzou's 11-game road winning streak, dating back to a 2013 contest at Indiana.

► The Tigers (3-1, 0-1 SEC) struck first, when **Maty Mauk** found **J'Mon Moore** open in the back of the end zone with 3:49 left in the first quarter. Mauk had plenty of time in the pocket, scanned through his options, and lofted an easy ball from 17 yards out.

► Midway through the third quarter, Mauk countered the aggressive Wildcat pass rush with a 28-yard screen pass to **Tyler Hunt** down to the UK 25-yard line. Four plays later, **Andrew Baggett** converted a 39-yard field goal to give Mizzou a 10-7 lead.

► The Wildcats (3-1, 2-1 SEC) took the lead on the ensuing drive, going 75 yards to go up 14-10 on a 24-yard scoring pass from Patrick Towles to C.J. Conrad. Kentucky would extend the lead to 21-10 with 6:20 left on a Dorian Baker 5-yard TD reception.

► Mauk finished 15 of 30 passing for 180 yards. He also added 49 rushing yards on 11 carries (4.5 avg.). **Ish Witter** was the team's leading rusher with 50 yards on 11 carries (4.5 avg.). **Wesley Leftwich**, **Jason Reese** and **Keyon Dilosa** all recorded three receptions, a new career-high for all three players.

► **Kentrell Brothers** added to his nation-leading tackle total with 10 stops (two solo). **Michael Scherer** added nine tackles (three solo) while **Clarence Green** had eight stops (three solo). **Donavin Newsom** set career-highs with seven tackles (six solo), 2.0 tackles for loss (-13 yards) and a sack (-9 yards).

LAST GAME



13
21

Date: Sept. 26
Location: Commonwealth Stadium
 Lexington, Ky.
 58,008

Attendance:
Top Offensive Performer:
 M. Mauk: 15-30, 180 yds 1 TD
Top Defensive Performer:
 Donavin Newsom - 7 tackles, 1.0 sack, 2.0 TFLs

A LOOK AT THE OPPONENT... SOUTH CAROLINA

SERIES HISTORY VS. SOUTH CAROLINA

► The Mizzou-South Carolina series has arguably produced some of the most exciting Mizzou games in recent memory, dating back to a 38-31 win in the 2005 Independence Bowl in thrilling comeback fashion. In all, Mizzou leads the all-time series with the Gamecocks, 3-2. Mizzou defeated SC, 21-20, with 14 fourth-quarter points at Williams-Brice Stadium last season. The Gamecocks won the only meeting between the two at Mizzou, taking a 27-24 win in double overtime in 2013. The Gamecocks won that game in similar fashion to how Mizzou won last season, scoring 17 fourth-quarter points to steal the win.

► Mizzou and Carolina have met twice on neutral sites, with Mizzou winning each game. Both meetings were Bowl Games - the 1979 Hall of Fame Bowl and the 2005 Independence Bowl. In 2005, the Brad Smith led Tigers trailed 21-0 following the first quarter and were in danger of trailing 28-0 until Marcus King took a pick-six 99 yards to get Mizzou on the board.

That turned the game around as Mizzou score 38 of the final 48 points over the final three quarters to steal a 38-31 win for **Gary Pinkel's** team.

COMEBACK AT CAROLINA - A MEMORABLE WIN IN 2014

► Russell Hansbrough scored three touchdowns on the ground, the final with 96 seconds left, to lead Mizzou to a comeback 21-20 upset over No. 13 South Carolina at Williams-Brice Stadium. Mizzou trailed by a 20-7 score midway through the 4th quarter, but saw the Tigers dig in and rally for the program's largest 4th-quarter come-from-behind win in history.

► Since both defenses dominated the game, everyone but Mizzou thought the game was over when SC's Pharoah Cooper scored on a 23-yard pass from Dylan Thompson with 7:25 left in the game to take a 20-7 lead. At that point in the game, South Carolina had 338 yards to Mizzou's 166, and had allowed just 49 yards in the second half.

► Yet sophomore QB Maty Mauk went to work, and did so quickly. He heaved a ball to senior WR Bud Sasser down the left sideline on the first play back for 41 yards, then found junior WR Wesley Leftwich on a crossing pattern that the Columbia, Mo., native marched down to the Gamecock 1-yard-line. Hansbrough then had another highlight-reel reversal in getting the final yard for his second score of the game with 6:49 to go.

► The Mizzou defense continued its stellar play on the night, as it would not allow South Carolina to gain another yard the rest of the game, and with 4:40 left, Mauk brought the offense back out. A Hansbrough run came up a yard short of the sticks, so the Tigers went for it on 4th-and-1 from the USC 42. Mauk ran a play-action to sophomore TE Sean Culkin to move the chains, and following a pass-interference penalty, senior RB Marcus Murphy rumbled 22 yards down to the Gamecock 2.

► Three runs, and three combined timeouts from the two sidelines later, 4th-and-goal from the USC 1-yard line - and the ballgame- hung in the balance. Hansbrough bulled through the line for his third score, and the Tigers had tied the game. After junior PK Andrew Baggett nailed the extra point, the Tigers had the lead, and the defense forced a turnover on downs on the ensuing possession to secure the comeback win.

STAT BREAKDOWN



20.8	PTS / GAME	22.5
12.5	PTS ALLOWED / GAME	26.2
108.5	RUSH YDS / GAME	209.8
108.8	RUSH YDS ALLOWED / GAME	171.8
219.8	PASSING YDS / GAME	157.5
146.2	PASSING YDS ALLOWED / GAME	239.5
328.2	TOTAL OFFENSE / GAME	367.2
255.0	TOTAL OFFENSE ALLOWED / GAME	411.2
28:42	TIME OF POSSESSION	27:54
21-57	3RD DOWN	20-55
7-8	RED ZONE SCORES	11-13

QUICK STRIKES...OFFENSE NOTABLES

INDIVIDUAL NOTES

- QB **Maty Mauk** has 42 TD passes in his career. He ranks fourth place in program history and passed QB Blaine Gabbert (40, 2008-10) and QB Jeff Handy (39, 1991-94) during the Arkansas State contest. Mauk trails QB Chase Daniel (101, 2005-08), QB Brad Smith (56, 2002-05) and QB James Franklin (51, 2010-13) for the most passing TDs in Mizzou history.
- Mauk has led Mizzou to a 17-5 record as the starting quarterback.
- Mauk has six career 3-plus TD pass performance and the 12th multi-TD pass contests in his career.
- Dating back to Oct. 25, 2014 vs. Vanderbilt, Mauk has led Mizzou to a 9-2 record and has 17 TDs passes against eight INTs. He has rushed for 370 yards on 88 carries (4.2 avg.) with two TDs during that stretch.
- In the second half of games during his career, Mauk has passed for 19 TDs with only five INTs. In the fourth quarter alone, Mauk has thrown 10 TDs with just one pick.
- On third down during Mauk's career, he has completed 88 of 180 passes for 1,313 yards with 14 TDs. He was 7-for-9 for 89 yards last week at UK on third down. He has added 229 rushing yards on 56 3rd-down carries (4.1 avg.).
- On first down during Mauk's career, he has completed 137 of 252 passes for 1,457 yards with 18 TDs against only four INTs.
- Mauk's career TD passes by quarter – 1st (11), 2nd (12), 3rd (9), 4th (10)
- Mauk has completed 68 career passes of 20 yards or more, including 21 that have gone for TDs.
- WR **J'Mon Moore** notched his second career TD reception on a 17-pass from Mauk in the first quarter to open up the scoring.
- WR **Wesley Leftwich** set career-highs with three receptions for 44 yards (14.7 avg.) in the first half.
- WR **Keyon Dilosa** tied a career-high with three receptions for 24 yards (8.0 avg.).
- TE **Jason Reese** recorded a career-best three receptions for 40 yards (13.3 avg.), including a career-long 21-yard catch.
- RB **Ish Witter** was the team's leading rusher with 50 yards on 11 carries (4.5 avg.).
- RB **Tyler Hunt** caught two passes for 37 yards (18.5 avg.) to increase his season total to four catches for 166 yards, good for an average of 41.5 yards per reception.

SECOND HALF BELONGS TO MIZZOU

- Over the last 12 games (10-2) dating back to Oct. 18, 2014 vs. Florida, Mizzou has outscored opponents 299-208, including a 181-97 mark in the second half.
- This season, Mizzou is outscoring opponents in the second half, 47-17.
- In the third quarter alone, the Tigers have outscored the opposition 116-31 during that stretch and Mizzou has lost just two third quarters in those 12 games. In eight of those contests, Mizzou has held the opponent scoreless in the third quarter, including six of the last eight games.
- Over the last five games (4-1), Mizzou has outscored opponents 43-17 in the third quarter and 27-10 in the fourth quarter.
- Below is a breakdown of Mizzou's second-half production.

FINISH - MIZZOU'S SECOND HALF DOMINATION (last 11 games)

Game	Score	2nd Half	3rdQ	4Q
at Florida (10/18/14)	W, 42-13	22-13	22-7	0-6
vs. Vanderbilt (10/25/14)	W, 24-14	14-7	7-0	7-7
vs. Kentucky (11/1/14)	W, 20-10	6-7	3-0	3-7
at Texas A&M (11/15/14)	W, 34-27	28-14	28-7	0-7
at Tennessee (11/22/14)	W, 29-21	16-8	3-0	13-8
vs. Arkansas (11/28/14)	W, 21-14	15-0	0-0	15-0
vs. Alabama (12/6/14)	L, 42-13	10-21	10-0	0-21
vs. Minnesota (1/1/15)	W, 33-17	23-10	9-10	14-0
vs. SEMO (9/5/15)	W, 34-3	17-0	10-0	7-0
at Ark. State (9/12/15)	W, 27-20	17-3	14-0	3-3
vs. UConn (9/19/15)	W, 9-6	7-0	7-0	0-0
vs. Kentucky	L, 21-13	6-14	3-7	3-7
TOTALS	10-2	181-97	116-31	65-66

HANSBROUGH APPROACHING 2K MARK

- When senior RB **Russell Hansbrough** next takes the field, he will need just 43 yards to break 2,000 for his career. Only 14 Tigers (and only 12 running backs) have ever rushed for more than 2,000 yards in a career. Should he eclipse the 2,000-yard mark, Hansbrough will be the first Tiger to do so since **Henry Josey** in 2013.
- Should Hansbrough go over 2,000 yards, he will be the seventh player under head coach **Gary Pinkel** to accomplish that feat. Other 2,000-yard rushers under Pinkel include QB **Brad Smith** (4,289), **Zack Abbron** (3,198), **Henry Josey** (2,771), **Tony Temple** (2,552), **Kendall Lawrence** (2,232) and **Derrick Washington** (2,085). Of course, all of those running backs were mentored by RB coach **Brian Jones**, who has been with Pinkel's coaching staff since 1992.
- Hansbrough is the first Mizzou player to rush for 1,000 yards and return for a season since Henry Josey in 2013. Hansbrough ran for 1,084 yards in 2014. Hansbrough's 205 rushes in 2014 were the most by a Tiger RB since 2003 when Zack Abbron ran the ball 219 times. His 1,084 yards in 2014 rank 10th all-time at Mizzou. He has averaged 5.5 yards per carry over the last two seasons.

2,000-Yard Rushers Under Gary Pinkel (Hansbrough approaching)

Player	Years	Carries	Yards	Yards/Carry
Brad Smith	2002-05	799	4,289	5.4
Zack Abbron	2000-03	692	3,198	4.6
Henry Josey	2010-13	395	2,771	7.0
Tony Temple	2004-07	466	2,552	5.5
Kendall Lawrence	2009-12	444	2,232	5.0
Derrick Washington	2007-09	403	2,085	5.2
Russell Hansbrough 2012-present		369	1,957	5.4

MAUK A PROVEN WINNER

- In 22 career games as a starting quarterback, redshirt junior **Maty Mauk** is 17-5 and has been a key cog in Mizzou's back-to-back SEC East Championships. Couple his 17-5 mark as a collegiate QB with his 42-8 mark as a starting signal caller for Kenton High School, Mauk is 59-13 as a starting quarterback since 2008.
- Needing to win their final six games to claim an SEC East Championship, a much-scrutinized Mauk was sensational. In his last seven games in 2014, Mauk had a QB rating over 100 and boasted an 11-4 touchdown-interception rate in that span.
- Mauk threw for 2,648 passing yards in 2014, the seventh-best mark in program history. His 3,021 total yards last season mark the 10th-best single season output in school history.
- Mauk enters the week with 4,373 career passing yards, a mark that ranks ninth in program history.
- At Mizzou, Coach Pinkel and his staff preach finishing in the fourth quarter and there has been no better 'finisher' than Maty Mauk. In fact, in his career the junior QB is 65-for-119 with 869 yards (7.3 per attempt) with 10 TDs and just one interception in the 4th quarter. He has also rushed for 225 yards on 35 carries (6.4 per rush) with another TD.

BAGGETT 44 POINTS SHY OF MIZZOU CAREER RECORD

- Heading into the weekend, Mizzou senior PK **Andrew Baggett** sits just 44 points shy of breaking **Jeff Wolfert's** career record for points scored. Baggett has 319 points in his career (56 field goals, 151 PATs).
- Baggett is also just four FGs and 37 PATs from passing Wolfert's school record totals.
- In his career, Baggett has turned in two of the best point-scoring season totals in Mizzou history. His 120 points in 2013 rank fourth all-time at Mizzou while his 97 total points a season ago rank 14th.

HOLDING ONTO THE ROCK

- Mizzou is coming off of a school-record performance in 2014 when it comes to ball security. Mizzou lost just three fumbles in 2014, the fewest in program history.
- Mizzou ran 954 plays in 2014, meaning that the Tigers lost a fumble just once in every 318 plays a season ago.
- The lost fumbles were not a case of just getting 'the lucky bounce' either. Mizzou put the ball on the turf just 10 times in 2014 (once every 95 plays). To put how good the 10 fumbles were, Mizzou's opponents fumbled more than three times as much with 32 fumbles. In fact, Mizzou recovered more fumbles (13) than it committed as a team in 2014.
- The trend has continued in 2015 as Mizzou has lost just one fumble in 269 total plays over the first four games. That fumble was on a punt as the ball hit a player and was recovered by UConn in the third game of the season.

JAILBREAK BLITZ...DEFENSE NOTABLES

TEAM NOTABLES

- ▶ Through four weeks, Mizzou is 12th in the nation and leads the SEC in scoring defense, having allowed only 50 points (12.5 per game).
- ▶ Mizzou also leads the SEC in total defense, yielding only averages of only 255 yards per game and 3.8 yards per play. The next closest team in the SEC is Florida at 267 yards per game and 3.9 yards per play.
- ▶ Mizzou leads the SEC in passing defense by a wide margin, giving up only 146.0 yards per game through the air over the first four weeks. Second-place Georgia has yielded 166.0 passing yards per game.
- ▶ Mizzou leads the SEC by allowing only 57 opposing first downs through the first four weeks. The Tigers have only given up 23 first downs on passing plays, the best mark in the SEC.

INDIVIDUAL NOTABLES

- ▶ LB **Kentrell Brothers** tied a career-high with 16 tackles in each of the first two games of the season. His tackle totals tied for the fourth-best performance during the Gary Pinkel era.
- ▶ Brothers has 52 tackles (26 solo), 3.0 TFLs (-8 yards), 2 INTs (returned 9 yards), two blocked kicks and one pass broken up through four games. His 52 tackles lead the nation and 13 tackles per game rank second in the nation and top among teams from power-five conferences.
- ▶ Brothers has 82 tackles over his last seven games (11.7 avg.).
- ▶ Brothers' 2-interception performance at Arkansas State was the first for Mizzou since S **Braylon Webb** picked off two passes at Florida on Oct. 18, 2014. It marked the 11th time a Mizzou defender has recorded two or more picks over the last 18 years. Brothers is just the third linebacker to gain that distinction, joining LB Sean Weatherspoon (2 vs. Illinois on Aug. 30, 2008) and LB Brandon Barnes (2 vs. Texas Tech on Oct. 25, 2003).
- ▶ Brothers is the first Mizzou player under **Gary Pinkel** to post four consecutive games with at least 10 tackles.
- ▶ DE **Charles Harris** recorded 2.0 sacks at Arkansas State, equaling his career total coming in. He also registered 4.5 tackles for loss (-24 yards) at A-State, which marked the first time a Mizzou defender recorded 4.5 or more tackles for loss in a game since LB Stryker Sulak has 5.0 TFLs vs. Illinois Aug. 30, 2008 at the Edward Jones Dome in St. Louis.
- ▶ Harris has 19 tackles (12 solo), 9.5 tackles for loss (-34 yards), 3.0 sacks (-18 yards), three QB hurries and a forced fumble through four games.
- ▶ Harris is tops nationally and leads the SEC in tackles for loss through four games.
- ▶ DE **Walter Brady** recorded his first 2.0 career sacks (-10 yards) vs. UConn.

NATION'S TOP PERFORMERS - TACKLES FOR LOSS

Player	School	Position	TFLs	TFL/Game
1. Charles Harris	Mizzou	DE	9.5	2.4
Joe Schobert	Wisconsin	LB	9.5	2.4
3. Carl Nassib	Penn St.	DL	9.0	2.3
4. Jonathan Bullard	Florida	DL	8.5	2.1
Jeremy Cash	Duke	DB	8.0	2.0

NOTABLES FROM KENTUCKY

- ▶ LB **Kentrell Brothers** recorded 10 tackles (two solo). He has reached double digits in each game this season and now has 52 stops for the year, good for an average of 13 tackles per game.
- ▶ LB **Donavin Newsom** set a career-high with seven tackles (six solo), 2.0 tackles for loss (-13 yards) and his first career sack (-9 yards) to stall a third quarter drive.
- ▶ DE **Charles Harris** added to his nation-leading tackle for loss total. He now has 9.5 TFLs (-34 yards) on the season.
- ▶ DE **Walter Brady** recorded his third sack (-2 yards) over the last two games.
- ▶ CB **Aarion Penton** forced his second career forced fumble in the second quarter. Penton finished with five tackles (three solo) and a pass breakup.
- ▶ CB **Logan Cheadle** set a career-high with three tackles (one solo) in the first half to set a new career-best in stops for the second straight week.
- ▶ DT **Terry Beckner, Jr.** became the first Tiger true freshman to start at defensive tackle during the Gary Pinkel era (2001-present).
- ▶ The scoreless first quarter for Kentucky marked the ninth quarter this season the Mizzou defense has prevented any points and it was also the fourth straight quarter that the Tigers did not allow any points, dating back to the previous week vs. UConn.

SACK MASTERS

- ▶ Mizzou finished 2014 with a school-record and SEC-leading 44.0 total sacks, one year removed from tallying 41.5 in 2013, which at the time was a school record.
- ▶ Mizzou's 94.5 total sacks over the last two-plus seasons rank as the fourth-most in college football in that span. Below is a list:
 1. Utah - 102 (39 in 2013, 55 in 2014, 5 in 2015)
 2. Ohio State - 101 (42 in 2013, 45 in 2014, 14 in 2015)
 3. Washington - 100 (41 in 2013, 51 in 2014, 8 in 2015)
 4. **Mizzou - 94.5 (41.5 in 2013, 44 in 2014, 9.0 in 2015)**
 5. Stanford - 94 (44 in 2013, 46 in 2014, 4 in 2015)
 6. Virginia Tech - 93 (39 in 2013, 48 in 2014, 6 in 2015)
- ▶ Mizzou leads the nation with 41 total tackles for loss and the 10.3 per game average is second nationally.

HARD TO SCORE

- ▶ Mizzou allowed just 36 touchdowns to opponents a season ago (2.6 per game) as the 36 total TDs allowed were the fewest by a Tiger team since 2010 when the team allowed just 26. It was the fifth-fewest TDs that the team has allowed under **Gary Pinkel**, who is in his 15th season in 2015.
- ▶ In fact, Mizzou had a streak of 103:54 of game time without a TD before allowing a TD with 1:18 remaining in the second quarter at Arkansas State. Prior to that, the last TD Mizzou allowed was the Maxx Williams of Minnesota in the third quarter of the Citrus Bowl.
- ▶ Mizzou and Ole Miss were the only SEC teams to not allow a TD in week one while Mizzou continues to pace the SEC in scoring defense (11.5 points per game).
- ▶ Looking deeper, Mizzou ranked 19th nationally in scoring defense a season ago, allowing only 21.07 points per contest. That is the best by a Mizzou team since the 2010 team allowed just 15.17 points per game.
- ▶ Mizzou is well ahead of that pace this year, averaging just 12.5 points per game, the 12th-best mark in the country and tops in the SEC.

DEFENSE SCORES, TOO!

- ▶ Since 2010, Mizzou's defense has done more than just limiting its opponents from scoring - they have been scoring themselves. In fact, since 2010, Mizzou has scored 26 defensive TDs, tied with Florida for the fourth-most nationally in that span.
- ▶ Mizzou scored a defensive TD in the season-opener as **Kentrell Brothers** blew up a pooch-punt for a block that caromed into the hands of **Aarion Penton**, who took it 41 yards for the score.
- ▶ Last season, Mizzou scored three defensive touchdowns, including two in one game at Florida when DE **Markus Golden** (2nd-round pick by the Arizona Cardinals) returned a fumble and LB **Darvin Ruise** returned a pick-six in that game.

IF IT GOES TO OVERTIME

- ▶ Grab your stomach acid medication and hold on tight, as a stellar defense and a knack for playing tight games can be a recipe for overtime. If it does go overtime, Mizzou fans can rest easy, as no program in NCAA history has won more overtime games than the Tigers. Mizzou has played 16 overtime games since the rule came into effect in 1996 (2nd-most behind Tennessee's 17), and the Tigers have come out victorious an NCAA-best 11 times...
- ▶ The most OT wins in NCAA history look like this: 1. Mizzou, Tennessee (11); 3. Arkansas, Michigan, Northwestern, Syracuse, Utah (9); 8. 10 teams tied (8)...
- ▶ Here's a listing of the most OT games played in NCAA history (thru games of Sept. 19th) - 1. Tennessee (17); 2. Mizzou, Fresno State, Utah (16); 5. Northwestern, Pittsburgh, Syracuse (15); 8. 7 teams tied (14)...
- ▶ Interestingly enough, Mizzou Head Coach Gary Pinkel has the distinction of coaching in the first overtime game ever played at the FBS level. When Pinkel was skipper for Toledo, his Rockets won the MAC title and faced Nevada in the 1995 Las Vegas Bowl. For the 1995 bowl season, the current overtime rule was put into effect, and the game went to overtime, where Pinkel's Rockets claimed a 40-37 win in one extra period...
- ▶ Pinkel is 8-3 alltime at Mizzou in overtime, and he is 10-3 alltime, including a perfect 2-0 at Toledo

QUICK HITS...MISCELLANEOUS NOTABLES

PINKEL ON DODD TROPHY WATCH LIST

► Mizzou football head coach **Gary Pinkel** was one of 23 head coaches to be named to the Dodd Trophy Preseason Watch List, announced July 10 by the Bobby Dodd Coach of the Year Foundation and the Chick-fil-A Peach Bowl. Pinkel is one of eight SEC coaches to land on the list, which is designed to recognize the nation's top head coach.

► The list includes 23 of the nation's top college football coaches representing all Power 5 conferences, the Mountain West Conference and Notre Dame. The head coaches on the watch list represent programs with the highest ideals of leadership, scholarship and integrity on and off the field – the three pillars of legendary coach Bobby Dodd's philosophy. Each coach sits at the helm of programs with winning records, superior Academic Progress Rate (APR) scores and graduation rates, along with a strong commitment to service within their respective communities.

► Pinkel is the reigning SEC Coach of the Year and has led Mizzou to five conference division titles in the last eight seasons (2007, 2008, 2010, 2013, 2014), which is tied for the best in the nation in that span. Mizzou has won 78 games since 2007, which ties Ohio State for the fifth-most wins nationally in that span. Pinkel is the winningest coach in Mizzou history (116-66) and is the 22nd-winningest coach in FBS history.

► Not only have Pinkel's teams seen tremendous success on the field, but they have excelled in the classroom. In 2013 and 2014, Pinkel's teams have ranked in the NCAA top 10 in APR. The Tigers were third in the SEC in APR in 2015 and led the league in 2014.

A 'BARRY' INTIMIDATING GROUP

► Mizzou's defense has become one of the most feared groups in the SEC and this year, the group will have a new leader as DC **Barry Odom** returns to Mizzou after a successful stint as the DC at Memphis. Odom, 38, as he takes over for **Dave Steckel**, who left to be head coach at Missouri State following the conclusion of Mizzou's 2014 season.

► Odom has been defensive coordinator and safeties coach at Memphis for the past three seasons, where he has orchestrated an impressive body of work by the Tiger defense. Memphis concluded a 10-3 season that was fueled largely by Odom's defense which ranked fifth nationally in scoring defense (17.1 ppg) and 22nd in total defense (343.3 ypg) heading into bowl season. That marked an astounding incremental improvement, as Memphis ranked 117th nationally in total defense in 2011 prior to Odom assuming the reins. In 2012, Odom's first year, the Tiger defense improved to 50th nationally in total defense (383.6 ypg), followed by a jump to 39th in 2013 (370.7 ypg). Memphis earned a share of the 2014 American Athletic Conference title, giving them a conference championship for the first time since 1971.

► It's a homecoming for Odom as he returns to his alma mater, where he starred as a linebacker for Mizzou from 1996-99 and later returned for a nine-year stint (2003-11) in a variety of roles for Pinkel's staff. He first came back in 2003 as an administrative graduate assistant, and after one year in that role, Odom moved to director of recruiting for the 2004 and 2005 seasons and then served three years (2006-08) as director of football operations.

► In 2009, Odom moved to the coaching side of the ledger, as Pinkel's safeties coach for three seasons where he developed **Kenji Jackson**, **Jarrell Harrison** and **Jasper Simmons** into All-Big 12 performers for Tiger teams which won 26 games in those three years. Odom also played a significant role in recruiting, as he was the lead on many highly-regarded prospects who chose to attend Mizzou.

BACK-TO-BACK

► Mizzou has won the SEC East in back-to-back seasons and that accomplishment has put Mizzou in some pretty elite company. Since 2001, Mizzou joins Alabama, Georgia, Florida and Tennessee as the only SEC teams to win two consecutive SEC division titles. Four programs in the SEC (Kentucky, Ole Miss, Texas A&M and Vanderbilt) have never won an SEC Division Championship and Mizzou has done so twice in its first three seasons

► Mizzou's 23 wins over 2013 and 2014 are fifth nationally, trailing only Florida State (27), Ohio State (26), Michigan State (24) and Oregon (24).

► Since 2007, Mizzou has claimed five conference division titles (three Big 12 North titles and two SEC East titles), the most in the nation during that span.

► All of those division-winning seasons ended with at least 10 wins as five of Mizzou's six 10-win seasons in program history have come under the direction of **Gary Pinkel**.

► In each of the last two seasons, Mizzou has clinched the SEC East at home with wins over SEC West powers Texas A&M (2013) and Arkansas (2014). Each division title seemed equally as improbable to national pundits, but Mizzou defied the odds each year. In 2013,

Mizzou was coming off of a disappointing 2012 campaign in which it went 5-7. But the Tigers rebounded for a 12-2 season, ranking as high as No. 5 nationally and culminating in an AT&T Cotton Bowl Classic win over Oklahoma State. Last year, Mizzou won its final six regular season games despite being underdogs in four of those six games. The season ended with an 11-3 mark and a Buffalo Wild Wings Citrus Bowl Championship.


"MO"VEMBER

► There is no question that in college football, teams that win in November often are destined for championships and Mizzou Football has been the perfect reflection of that over the last two years. Since 2013, Mizzou is a perfect 8-0 in the month of November.

REMEMBERING 'AO' 10 YEARS LATER

► The 2015 season marks the 10-year anniversary of the tragic passing of **Aaron O'Neal**, a linebacker on the 2005 Mizzou Football team who passed away at the age of 19 following a voluntary workout. O'Neal may be gone, but he has not been forgotten by anyone in the Mizzou community and his memory lives on with Gary Pinkel and the program 10 years later.

► Gary Pinkel has done his best to help the program remember O'Neal, the man with the 'million-dollar smile' as he was renowned. Every year, a linebacker from the St. Louis area - where O'Neal called home - will don O'Neal's #25. Currently, that bestowment belongs to sophomore LB **Donavin Newsom**; he will wear it for the remainder of his career and pass along to another St. Louis LB. Newsom, just like O'Neal, graduated from Parkway North High School in St. Louis, Mo.



BOEHM, DENNIS, HANSBROUGH, SIMON CAPTAINS

► In its annual tradition, Mizzou Football and head coach Gary Pinkel announced the team's captains to coincide with the opening of training camp in early August. Earning this distinction as team captains this season were seniors C **Evan Boehm**, CB **Kenya Dennis**, RB **Russell Hansbrough** and S **Ian Simon**.

► The four seniors were selected by their teammates and have combined to play in 129 games, including a combined 77 starts. The seniors have helped Mizzou win 28 games over the last three seasons and were key cogs in Mizzou's back-to-back SEC East Championships over the last two seasons.



10 TIGERS PLAYING AFTER EARNING DEGREES

► When Mizzou hits the field for the first time in 2015, 10 Tiger seniors will be playing having already earned their degrees. That is the third-most graduates playing on any team in the nation in 2015. In addition, five of the seniors are scheduled to graduate in December while the remaining four are all on pace to graduate in May.

► The current Mizzou grads playing for Gary Pinkel this season are:

- | | |
|------------------------------|---------------------------------|
| - S Cortland Browning | - QB Corbin Berkstresser |
| - OL Taylor Chappell | - TE Clayton Echard |
| - LB Clarence Green | - OL Mitch Hall |
| - RB Tyler Hunt | - WR Wesley Leftwich |
| - OL Connor McGovern | - OL Brad McNulty |

► The Mizzou seniors on pace for a December graduation:

- C **Evan Boehm**
- RB **Russell Hansbrough**
- CB **DeAndre McKenzie**
- OL **Nick Monaghan**
- S **Ian Simon**

► The Mizzou seniors on pace for a May graduation:

- | | |
|-------------------------------|--------------------------|
| - K Andrew Baggett | - CB Kenya Dennis |
| - LB Kentrell Brothers | - DB Trei Walton |

#MIZZOU MADE ... WHAT IT MEANS:

GARY PINKEL



189 WINS

4TH WINNINGEST ACTIVE COACH IN FBS

TOTAL PLAYER DEVELOPMENT

► **Definition:** (n.) The Missouri Football Family's approach to developing student-athletes academically, athletically, and socially better than any program in the nation.

► "MizzouMade" describes the coaching staff's proactive approach to all areas of their players' lives: academic, social, family, spiritual, and mental well-being. Throughout their time on the team, Missouri Football players develop their athletic skills, as well as tools to become respectful, educated, and well-rounded men.

FULLY DEVELOP AS AN ATHLETE

► A great work ethic is at the core of Missouri Football's athletic development. Working hard opens up doors and provides the opportunity to grow, achieve, and succeed at the highest level. Through discipline and an open relationship with the coaching staff, there is no limit to improving players' performances.

► Missouri Football players have access to incredible resources for athletic development, including an award-winning strength and conditioning coach, position coaches, trainers, nutritionists, and more. Summer workouts and the Winning Edge program are just a few of the activities designed to help Missouri student-athletes reach their full potential. This top-notch athletic development plays a key role in growing and maintaining the Missouri Football NFL pipeline.

DEVELOP AS A PERSON

► Live by core values: Missouri has very high expectations for our players, and every member of the Missouri Football Family must have high expectations for himself. The traditions players are being asked to uphold at the University of Missouri are the same traditions predecessors worked so hard to create. How players choose to conduct themselves, both publicly and privately, reflects on the Missouri family, teammates, coaches, and the entire Missouri community. It is important for Missouri players to hold themselves accountable to these expectations.

GET AN EDUCATION

► Student-athletes are just that—students first, athletes second. The primary mission of the Missouri Football program is to ensure that every student-athlete graduates, and we're committed to that promise. Missouri has improved its NCAA Graduation Success Rate for nine straight years, and Missouri football leads the SEC in athlete graduation rates. Across the Athletic Department, 54 percent of Missouri student-athletes earned a 3.00 GPA in spring 2015.

► Missouri football players work hard on the field, and they're expected to work just as hard in the classroom. Missouri football has graduated 97 percent of its seniors in the past five years, and we won't be satisfied until 100 percent of athletes walk back through the columns with a diploma in hand.

► Academic excellence is more than a tradition — it's an expectation.

BECOME A CHAMPION

► Members of the Missouri Football Family not only train physically, but also practice the attitude of winners. Missouri players train in a "No Excuses" atmosphere where positivity—even in the face of a loss—reigns supreme. They know that sacrifice, commitment and unselfishness, in combination with athletic ability, is the only way to achieve victory.

JOIN A FAMILY

► Missouri Tigers are more than teammates, more than friends—they're family.

► Starting on day one, Missouri Football players are taught to treat each other like family. Being part of a family means putting everyone else before yourself, and that takes work. It takes communication. It takes accountability. And it takes trust.

► Missouri Tigers work hard in the classroom, give 100 percent in practice, and leave everything on the field to help the family. There are no individual players on this football team; there is only one committed family, whose success or failure depends on the commitment of each family member.

► The Missouri Football Family gives it all, all the time.



• Head coach Gary Pinkel truly cares about how all of his players develop as young men.



• Strength coach Dr. Pat Ivey is a cog in Missouri's second-to-none player development program.



• At Missouri, players are expected to get their degrees. Players are also expected to finish as champions. Top: Clarence Green accepts his diploma last May. Bottom: Mitch Morse (2nd round NFL Draft pick) celebrates Missouri's second consecutive SEC East Championship last November.



• From top to bottom:
• DE Charles Harris volunteers with the Special Olympics
• C Evan Boehm and SS Braylon Webb (2014 graduate) stand up against sexual assault with Missouri Men Say No More program.
• LB Kentrell Brothers spends some time at the Boys & Girls Club of Columbia in May.

HEAD COACH GARY PINKEL

• With his 189 career wins in 24-plus seasons as a head coach, Mizzou's Gary Pinkel is the 22nd winningest coach in college football history. He is also the fourth-winningest active coach in college football.

• Pinkel became the all-time winningest coach at Missouri (102) when the Tigers won the Cotton Bowl to close out 2013...



WINNINGEST ACTIVE FBS HEAD COACHES

	Coach, School	Yrs.	W	L	T	Pct.
1.	Frank Beamer, Virginia Tech	34	275	140	4	.661
2.	Steve Spurrier, South Carolina	26	228	87	2	.722
3.	Bill Snyder, Kansas State	24	190	94	1	.669
4.	Gary Pinkel, Mizzou	25	189	104	3	.644
5.	Nick Saban, Alabama	19	180	60	1	.750

COACH PINKEL TALKING POINTS

- 2014 SEC Coach of the Year
- 2007 Big 12 Coach of the Year
- 2007 FieldTurf National Coach of the Year
- 2007 Finalist for Robinson, Bryant, Munger Awards
- 4th Winningest Active Coach in FBS
- 22nd Winningest Coach in College Football history
- Five Conference Division Championships since 2007 (2007, 2008, 2010, 2013, 2014)
- Mizzou's all-time winningest head coach (116-67)
- Toledo's winningest head coach (73-37-3)
- Led Mizzou to school-record 7 straight bowl games (2005-2011)
- Has produced 8 NFL Draft First Round Draft Picks
- Five 10-win seasons at Mizzou (Just one in the previous 110 seasons)

In 14 years at the University of Missouri, Gary Pinkel has meticulously built a previously downtrodden program into one of the most successful in the nation, and after a thrilling 2013 season, he very well might have performed the best coaching job of his career in 2014.

Picked to finish a distant fourth in the SEC Eastern Division in the preseason, Pinkel guided his troops to an 11-3 record and a second-straight division championship and subsequent bowl game victory.

The Tigers ended the magical 2014 season with a New Year's Day 33-17 win over Minnesota in the Buffalo Wild Wings Citrus Bowl, giving the Tigers 23 wins in two seasons - a school record.

The job Pinkel did during the year went recognized by his coaching peers, as he was voted the SEC Coach of the Year by league coaches.

The well-deserved honor capped a season that saw the Tigers rebound from a pair of tough losses early in the year and close the regular season with six straight wins - including four games in which they entered as underdogs - to claim the East crown.

Under his watch, Mizzou has now won conference division titles five of the last eight seasons (2007, 2008, 2010, 2013, 2014), which is tied for most in the nation during that stretch (along with Alabama and Florida State), while the Tigers' 78 wins in that time is tied for 5th-best among FBS "power 5" conferences.

The winningest head coach in both Mizzou and Toledo histories (making him one of only two active coaches to make that claim at the FBS level - Steve Spurrier being the other), Pinkel enters the 2015 season with a Mizzou record of 116-67 in 14 seasons, while he's 189-104-3 overall in 24 seasons. His 189 wins is the 4th-most among active FBS coaches.

Pinkel got his MU record-breaking win thanks to a thrilling 41-31 win over Oklahoma State in the 2014 AT&T Cotton Bowl Classic. The win was the 102nd at MU in his 13 years patrolling the sidelines, and that broke a tie he held going into the game with Tiger legend Don Faurot, who won 101 games in 19 seasons from 1935-42 and 1946-56. Pinkel has 113 wins at Mizzou following 2014.

PINKEL QUICK FACTS:

Age:	63
Birthdate:	April 27, 1952
Hometown:	Akron, Ohio
Alma Mater:	Kent State (1973)
Playing Honors:	Hon. Men. All-American Tight End (1973 - Associated Press)

COACHING PROGRESSION:

Kent State:	
Grad. Asst. Coach	1974-75

Washington:	
Grad. Asst. Coach	1976

Bowling Green:	
Asst. Coach	1977-78

Washington:	
Asst. Coach	1979-1990

Toledo:	
Head Coach	1991-2000

Mizzou:	
Head Coach	2001-Present

PINKEL CAREER RECORD

at Mizzou (2001-Present)	116-67 (63.4%)
at Toledo (1991-2000)	73-37-3 (65.9%)
TOTALS	189-104-3 (64.4%)

PINKEL YEAR-BY-YEAR

At Toledo	
1991	5-5-1
1992	8-3
1993	4-7
1994	6-4-1
1995 (MAC Champs / LV Bowl Champs)	11-0-1
1996	7-4
1997 (MAC West Champs)	9-3
1998 (MAC West Champs)	7-5
1999	6-5
2000	10-1
10 Years	73-37-3

At Mizzou	
2001	4-7
2002	5-7
2003 (Independence Bowl)	8-5
2004	5-6
2005 (Independence Bowl Champs)	7-5
2006 (Sun Bowl)	8-5
2007 (Big 12 North Champs / Cotton Bowl Champs)	12-2
2008 (Big 12 North Champs / Alamo Bowl Champs)	10-4
2009 (Texas Bowl)	8-5
2010 (Big 12 North Champs / Insight Bowl)	10-3
2011 (Independence Bowl Champs)	8-5
2012	5-7
2013 (SEC East Champs / Cotton Bowl Champs)	12-2
2014 (SEC East Champs / Citrus Bowl Champs)	11-3
2015	3-1
14 Years	116-67

THE COACHING STAFF

- Four of head coach Gary Pinkel's nine assistant coaches have been at Mizzou for the entirety of Pinkel's tenure in Columbia (2001-Present). That group includes:



ANDY HILL
ASSOC. HC
QUARTERBACKS

CORNELL FORD
CORNERBACKS

BRIAN JONES
RUNNING BACKS

CRAIG KULIGOWSKI
DEFENSIVE LINE

- Ford, Jones and Kuligowski all came with Pinkel as he moved his staff to Columbia after his successful 10-year run at Toledo (1991-2000).
- Ford (1996-2000) coached Toledo's receivers in his Rocket days, also serving as recruiting coordinator in 1996. He was a graduate assistant on Pinkel's first staff in 1991.
- Jones (1992-2000) began oversight of running backs in 1995 after coaching receivers from 1992-94.
- Kuligowski was Toledo's defensive line coach for the majority of his stint with the Rockets (1996-2000) after serving as recruiting coordinator, tight ends coach and assistant offensive line coach at Toledo from 1992-1995.
- Hill's tenure at Mizzou, now in its 20th season, predates the Pinkel era. Hill tutored the Tigers' wide receivers from 1996-2000, also serving as co-offensive coordinator in 2000.

THE COORDINATORS



JOSH HENSON
OC
TIGHT ENDS/OL

- LOCATION:** In booth
- Josh Henson, now in his seventh year at Mizzou, is entering his third as the program's offensive coordinator. He joined Pinkel in 2009 as Pinkel's first staff addition since 2001.
- Henson is a 1998 graduate of Oklahoma State and spent 1999-2005 on OSU's coaching staff. He spent 2005-08 at LSU as the tight ends coach and recruiting coordinator.



BARRY ODOM
DC
LINEBACKERS

- LOCATION:** In booth
- Barry Odom, a True Son graduate of Mizzou in 1999, is a familiar face for Gary Pinkel. He is in his first year as DC after a successful three year stint in the same role at Memphis. He replaces Dave Steckel, now head coach at Missouri St.
- Overall, Odom is entering his 10th season at Mizzou. He started for Pinkel in 2003 as an administrative assistant, eventually acceding to safeties coach from 2009-11 before leaving for Memphis. He was a four-year letterwinner at LB for Mizzou.

THE POSITION COACHES



A.J. RICKER
OFFENSIVE LINE



RYAN WALTERS
SAFETIES



PAT WASHINGTON
RECEIVERS

Second-year assistant coach A.J. Ricker (offensive line) is a new face on the Mizzou coaching staff, but is certainly familiar with the program. The former Illinois OL coach (2013) and run game coordinator at Western Michigan (2011-12) started 47 consecutive games at center for Mizzou from 2000-03.

Ryan Walters is in his first year at Mizzou, working with the safeties. He comes to Mizzou from Memphis along with DC Barry Odom. Walters is a 2008 graduate of Colorado where he was a team captain. He has coached at North Texas, Oklahoma, Arizona, North Texas and his alma mater Colorado.

Pat Washington enters his third season as the WR coach at Mizzou. He held the same position at Kentucky and has coaching roots at plenty of schools in the SEC footprint, including Tennessee, Mississippi State, Auburn, Southern Miss, Baylor and TCU.

THE ASSISTANTS

Associate Head Coach Andy Hill

Year at Mizzou: _____ 20th
Position Group: _____ Quarterbacks
Alma Mater _____ Missouri, 1985
Family: _____ Wife: Sarah
Children: Patricia Ryan, Andrew

Offensive Coordinator Josh Henson

Year at Mizzou: _____ 7th // 3rd as OC
Position Group: _____ Tight Ends/ O-Line
Alma Mater _____ Oklahoma St., 1998
Family: _____ Wife: Shauna
Children: Will, Kate

Defensive Coordinator Barry Odom

Year at Mizzou: _____ 10th // 1st as DC
Position Group: _____ Linebackers
Alma Mater _____ Missouri, 1999
Family: _____ Wife: Tritia
Children: James, Garyt, Anna

Assistant Coach Cornell Ford

Year at Mizzou: _____ 15th
Position Group: _____ Cornerbacks
Alma Mater _____ Toledo, 1991
Family: _____ Wife: Dawn
Children: Devin, Taylor

Assistant Coach Brian Jones

Year at Mizzou: _____ 15th
Position Group: _____ Running Backs
Alma Mater _____ Connecticut, 1980
Family: _____ Wife: Mary Kay
Children: Grant, Brandon, Audrey

Assistant Coach Craig Kuligowski

Year at Mizzou: _____ 15th
Position Group: _____ Defensive Line
Alma Mater _____ Toledo, 1991
Family: _____ Wife: Mary
Children: Peyton, Madeline, Max

Assistant Coach A.J. Ricker

Year at Mizzou: _____ 2nd
Position Group: _____ Offensive Line
Alma Mater _____ Missouri, 2004
Family: _____ Wife: Lauren
Children: Andrew

Assistant Coach Ryan Walters

Year at Mizzou: _____ 1st
Position Group: _____ Safeties
Alma Mater _____ Colorado, 2008
Family: _____ Wife: Tara
Children: Aaron

Assistant Coach Pat Washington

Year at Mizzou: _____ 3rd
Position Group: _____ Receivers
Alma Mater _____ Auburn, 1987
Family: _____ Wife: Claudette
Children: Tyson, Justin

AP TOP 25

TEAM	2015 RECORD	PTS
1 Ohio State(45)	4-0	1482
2 Michigan State(5)	4-0	1397
3 Ole Miss(10)	4-0	1349
4 TCU	4-0	1254
5 Baylor	3-0	1196
6 Notre Dame	4-0	1163
7 UCLA	4-0	1156
8 Georgia	4-0	1147
9 LSU	3-0	1075
10 Utah(1)	4-0	1034
11 Florida State	3-0	888
12 Clemson	3-0	853
13 Alabama	3-1	850
14 Texas A&M	4-0	776
15 Oklahoma	3-0	747
16 Northwestern	4-0	566
17 USC	3-1	509
18 Stanford	3-1	486
19 Wisconsin	3-1	309
20 Oklahoma State	4-0	281
21 Mississippi State	3-1	211
22 Michigan	3-1	209
23 West Virginia	3-0	179
24 California	4-0	149
25 Florida	4-0	140

Others Receiving Votes

Others receiving votes: Toledo 68, Oregon 64, Arizona 48, Boise State 38, Iowa 37, Texas Tech 36, Houston 23, Duke 18, Temple 17, Miami (FL) 14, Kansas State 12, Memphis 11, NC State 10, Navy 9, Minnesota 5, BYU 5, Tennessee 4

NUMBERS TO KNOW

125 The 2015 season marks the 125th season of University of Missouri football. The Missouri football program began play in 1890. However, MU did not field a team in 1918 due to an influenza epidemic on campus.

658 Mizzou holds an all-time record of 658-536-52, which equates to a .549 winning percentage.

350 The Tigers are 350-299-32 overall in conference play (62.9 winning percentage). Head coach Gary Pinkel's squad is 16-8 in the SEC, including the outstanding 7-1 league mark from last season.

12 Mizzou has won 12 conference championships. Those titles have come in: 1909, 1913, 1919, 1924, 1925, 1927, 1939, 1941, 1942, 1945, 1960 and 1969.

5 The Tigers have won five conference divisional championships, with all four crowns coming during the Pinkel era (2007, 2008, 2010, 2013, 2014).

31 Mizzou has played in 31 bowl games, all-time, and has gone 15-16 in those games. Pinkel has led the Tigers to 10 bowl appearances, a program-record. Mizzou has gone 6-4 in bowls under Pinkel.

AMWAY COACHES TOP 25

TEAM	2015 RECORD	PTS
1 Ohio State(61)	4-0	1593
2 Michigan State(2)	4-0	1493
3 TCU	4-0	1401
4 Baylor	3-0	1394
5 Ole Miss(1)	4-0	1348
6 Georgia	4-0	1256
7 Notre Dame	4-0	1114
8 LSU	3-0	1106
9 Florida State	3-0	1088
10 UCLA	4-0	1076
11 Clemson	3-0	971
12 Utah	4-0	893
13 Alabama	3-1	867
14 Oklahoma	3-0	803
15 Texas A&M	4-0	786
16 USC	3-1	566
17 Northwestern	4-0	511
18 Wisconsin	3-1	418
19 Oklahoma State	4-0	413
20 Stanford	3-1	401
21 West Virginia	3-0	230
22 Mississippi State	3-1	145
23 Florida	4-0	141
24 California	4-0	89
Oregon	2-2	8

Others Receiving Votes

Michigan 84, Arizona 72, Kansas State 66, Miami (FL) 61, NC State 52, Boise State 47, Duke 44, Iowa 44, Memphis 42, Texas Tech 22, Temple 18, Toledo 15, Auburn 8, Minnesota 6, **Missouri 6**, Georgia Tech 6, Houston 5, Kentucky 3, Indiana 2, Tennessee 2, Navy 1, BYU 1, Illinois 1





AMONG THE NATION'S ELITE...

- Since 2007, Mizzou ranks in the Top 10 among BCS-AQ leagues in wins, while also ranking in the Top 10 in Academic Progress Rate (APR), as well as in the Top 5 since 2009 in most NFL First Round draft picks.
- Head coach Gary Pinkel's squad was atop of the Southeastern Conference in APR for both of the program's first two seasons in the league. The Tigers posted an APR score of 982 to lead the league for the 2011-12 academic year, followed by a 980 score for 2012-13. In the most recent APRs (release in 2015 for the 2013-14 academic year), Mizzou was third in the SEC. See to the right for a breakdown.

2014 APR IN SEC

	980
	980
	975
	974
	974

2015 APR IN SEC

	983
	978
	976
	975
	974

SENIORS GETTING THEIR DEGREES...

- The current Mizzou senior class is getting it done in the classroom. Ten of them will play the 2015 season as graduate students. Five more are scheduled to finish their undergraduate work this December, with the remaining four on pace to earn their degree in May. Mizzou's 10 current graduates are as follows...



CORTLAND BROWNING
EDUCATION

CORBIN BERKSTRESSER
FINANCE

TAYLOR CHAPPELL
HEALTH SCIENCE

CLAYTON ECHARD
HEALTH SCIENCE

CLARENCE GREEN
EDUCATION

MITCH HALL
EDUCATION

TYLER HUNT
EDUCATION

WESLEY LEFTWICH
FINANCE

CONNOR MCGOVERN
EDUCATION

BRAD McNULTY
GENERAL STUDIES

NAME
Evan Boehm
Russell Hansbrough
DeAndre McKenzie

GRADUATION
December 2015
December 2015
December 2015

NAME
Nick Monaghan
Ian Simon
Andrew Baggett

GRADUATION
December 2015
December 2015
May 2016

NAME
Kentrell Brothers
Kenya Dennis
Trei Walton

GRADUATION
May 2016
May 2016
May 2016

CAREER STARTS

OFFENSE

LINEMEN	'11	'12	'13	'14	'15	Tot.
Boehm	—	12	14	14	4	44
McGovern	RS	0	14	14	4	32
McNulty	RS	4	0	9	0	13
Chappell	RS	0	0	10	2	12
Hall	—	—	0	5	4	9
Crawford	—	—	RS	0	4	4
Abeln	—	—	RS	0	2	2

RECEIVERS	'11	'12	'13	'14	'15	Tot.
Culkin	—	RS	1	14	4	19
Leftwich	RS	0	0	4	3	7
Brown	—	—	—	0	4	4
Moore	—	—	—	0	4	4
Dilosa	—	—	—	RS	1	1

QBs	'11	'12	'13	'14	'15	Tot.
Mauk	—	RS	4	14	4	22
Berkstresser	RS	4	0	—	0	4

TAILBACKS	'11	'12	'13	'14	'15	Tot.
Hansbrough	—	0	0	4	3	7
Witter	—	—	—	0	1	1

DEFENSE

LINEMEN	'11	'12	'13	'14	'15	Tot.
Brantley	—	RS	5	12	0	17
Harris	—	—	RS	2	4	6
Augusta	—	—	0	0	4	4
Frazier	—	—	0	0	3	3
Hatley	—	RS	0	0	3	3
Brady	—	—	—	RS	1	1
Beckner	—	—	—	—	1	1

LINEBACKERS	'11	'12	'13	'14	'15	Tot.
Brothers	RS	0	14	14	4	32
Scherer	—	RS	0	14	4	18
Newsom	—	RS	0	2	4	6
Green	—	RS	0	3	0	3

SECONDARY	'11	'12	'13	'14	'15	Tot.
Simon	RS	0	8	14	4	26
Penton	—	—	2	12	4	18
Dennis	—	—	—	11	4	15
Gibson	—	RS	0	5	0	5
Sherrills	—	—	RS	0	4	4
Browning	RS	0	0	1	0	1

CAREER PARTICIPATION REPORT

	Career G-GS	2015 G-GS	2014 G-GS	2013 G-GS	2012 G-GS	2011 G-GS
39 Chase Abbington	3-0	3-0	-	-	-	-
64 Paul Adams	1-0	1-0	-	-	-	-
97 Josh Augusta	32-4	4-4	14-0	14-0	-	-
99 Andrew Baggett	44-0	4-0	14-0	14-0	12-0	RS
79 Terry Beckner, Jr.	4-1	4-1	-	-	-	-
38 Eric Beisel	17-0	4-0	13-0	RS	-	-
13 Corbin Berkstresser	16-4	3-0	-	3-0	10-4	RS
17 DeSean Blair	2-0	2-0	-	-	-	-
11 Kendall Blanton	1-0	1-0	-	-	-	-
77 Evan Boehm	44-44	4-4	14-14	14-14	12-12	-
56 Walter Brady	4-1	4-1	-	-	-	-
90 Harold Brantley	28-17	-	14-12	14-5	RS	-
26 Jake Brents	1-0	1-0	1-0	0-0	RS	-
10 Kentrell Brothers	43-32	4-4	14-14	14-14	11-0	RS
2 Nate Brown	13-4	4-4	9-0	-	-	-
5 Cortland Browning	31-1	3-0	11-1	14-0	3-0	RS
34 Joey Burkett	17-0	4-0	13-0	RS	-	-
62 Taylor Chappell	21-12	4-2	13-10	4-0	-	RS
28 Logan Cheadle	17-0	4-0	13-0	-	-	-
90 Nick Coffman	2-0	-	2-0	-	RS	-
55 Nate Crawford	6-4	4-4	2-0	RS	-	-
70 Malik Cuellar	4-0	4-0	-	-	-	-
80 Sean Culkin	33-19	4-4	14-14	14-1	RS	-
7 Kenya Dennis	18-15	4-4	14-11	-	-	-
82 Clayton Echard	31-0	4-0	14-0	12-0	1-0	RS
26 Corey Fatony	4-0	4-0	-	-	-	-
5 John Gibson	30-6	4-0	14-5	12-0	RS	-
40 Clarence Green	28-2	4-0	14-2	10-0	1-0	RS
84 Emanuel Hall	3-0	3-0	-	-	-	-
73 Mitch L. Hall	30-8	4-4	13-4	13-0	-	-
24 Terez Hall	4-0	4-0	-	-	-	-
32 Russel Hansbrough	40-7	3-3	14-4	14-0	9-0	-
91 Charles Harris	18-6	4-4	14-2	RS	-	-
95 Rickey Hatley	26-4	4-4	14-0	8-0	RS	-
33 Cam Hilton	4-0	4-0	-	-	-	-
1 Anthony Hines	2-0	2-0	-	-	-	-
88 Nate Howard	4-0	4-0	-	-	-	-
35 Tyler Hunt	31-0	4-0	13-0	13-0	1-0	-
86 Jake Hurrell	32-0	4-0	14-0	14-0	RS	-
15 Grant Jones	4-0	4-0	-	-	-	-
41 Eric Laurent	3-0	3-0	-	-	-	-
4 Brandon Lee	4-0	4-0	-	-	-	-
18 Wesley Leftwich	16-7	3-3	10-4	3-0	-	RS
3 Drew Lock	4-0	4-0	-	-	-	-
75 A.J. Logan	7-0	4-0	3-0	RS	-	-
7 Maty Mauk	31-22	4-4	14-14	13-4	RS	-
60 Connor McGovern	40-32	4-4	14-14	14-14	8-0	RS
63 Brad McNulty	37-13	3-0	13-9	10-0	11-4	RS
6 J'Mon Moore	17-4	4-4	13-0	RS	-	-
18 Josh Moore	4-0	4-0	-	-	-	-
25 Donavin Newsom	28-6	4-4	14-2	10-0	RS	-
71 Kevin Pendleton	1-0	1-0	-	-	-	-
11 Aarion Penton	31-18	4-4	13-12	14-2	-	-
9 Eddie Printz	7-0	4-0	3-0	RS	-	-
10 Jason Reese	17-0	4-0	13-0	RS	-	-
16 Thomas Richard	2-0	2-0	-	-	-	-
6 Tavon Ross	3-0	3-0	-	-	-	-
72 Clay Rhodes	1-0	1-0	1-0	RS	-	-
30 Michael Scherer	32-18	4-4	14-14	14-0	RS	-
22 Anthony Sherrills	18-4	4-4	14-0	RS	-	-
21 Ian Simon	42-26	4-4	14-14	14-8	10-0	-
36 Morgan Steward	15-0	3-0	-	12-0	RS	-
31 Finis Stribling IV	2-0	2-0	-	-	-	-
8 Thomas Wilson	15-0	4-0	11-0	-	-	-
14 Ray Wingo	4-0	4-0	-	-	-	-
29 Ish Witter	16-1	4-1	12-0	-	-	-

MOST GAMES PLAYED

Andrew Baggett	44
Evan Boehm	44
Kentrell Brothers	43
Ian Simon	42
Russell Hansbrough	40
Connor McGovern	40
Brad McNulty	37

MOST STARTS

Evan Boehm	44
Kentrell Brothers	32
Connor McGovern	32
Ian Simon	26

CONSECUTIVE GAMES PLAYED STREAK

Evan Boehm	44
Andrew Baggett	44

BOEHM
TEAM-BEST 44
CONSECUTIVE
STARTS

CONSECUTIVE STARTS

Evan Boehm	42
Kentrell Brothers	32
Connor McGovern	32

SEASON/CAREER HIGHS - OFFENSE

#2 NATE BROWN // WR
SEASON

Catches: 4 - at ASU (9/12)
Yards: 69 - vs. SEMO (9/5)
TDs: 1 - twice
Long: 25 - vs. SEMO (9/5)

CAREER

Catches: 5 - vs. SDSU (8/30/14)
Rec. Yards: 69 - vs. SEMO (9/5/15)
TDs: 1 - vs. SEMO (9/5/15)
Long: 25 - vs. SEMO (9/5/15)


#17 DESEAN BLAIR // WR
SEASON

Catches: 1 - vs. SEMO (9/5)
Yards: 21 - vs. SEMO (9/5)
TDs: NA
Long: 21 - vs. SEMO (9/5)

CAREER

Catches: 1 - vs. SEMO (9/5/15)
Rec. Yards: 21 - vs. SEMO (9/5/15)
TDs: NA
Long: 21 - vs. SEMO (9/5/15)


#80 SEAN CULKIN // TE
SEASON

Catches: 5 - at ASU (9/12)
Yards: 46 - at ASU (9/12)
TDs: 1 - at ASU (9/12)
Long: 21 - at ASU (9/12)

CAREER

Catches: 5 - at ASU (9/12/15)
Rec. Yards: 46 - at ASU (9/12/15)
TDs: 1 - twice, MR at ASU (9/12/15)
Long: 21 - at ASU (9/12/15)


#15 KEYON DIOSA // WR
SEASON

Catches: 3 - twice
Yards: 25 - vs. SEMO (9/5)
TDs: NA
Long: 16 - at UK (9/26)

CAREER

Catches: 3 - twice, MR at UK (9/26/15)
Yards: 25 - vs. SEMO (9/5/15)
TDs: NA
Long: 16 - at UK (9/26/15)


#32 RUSSELL HANSBROUGH // TB
SEASON

Rushes: 6 - at UK (9/26)
Yards: 23 - vs. SEMO (9/5)
TDs: NA
Long: 20 - vs. SEMO (9/5)
Catches: NA

CAREER

Rushes: 20 - vs. Arkansas (11/28/14)
Yards: 199 - at Texas A&M (11/15/14)
TDs: 3 - at S. Carolina (9/27/14)
Long: 78 - vs. Minnesota (1/1/15)
Catches: 3 - vs. UK (11/1/14)


#41 ERIC LAURENT // WR
SEASON

Catches: 1 - vs. UConn (9/19)
Yards: 4 - vs. UConn (9/19)
TDs: NA
Long: NA

CAREER

Catches: 1 - vs. UConn (9/19/15)
Yards: 4 - vs. UConn (9/19/15)
TDs: NA
Long: NA


#18 WESLEY LEFTWICH // WR
SEASON

Catches: 3 - at UK (9/26)
Yards: 44 - at UK (9/26)
TDs: 1 - at ASU (9/12)
Long: 32 - at ASU (9/12)

CAREER

Catches: 3 - twice, MR at UK (9/26/15)
Yards: 44 - at UK (9/26/15)
TDs: 1 - at ASU (9/12/15)
Long: 32 - at ASU (9/12/15)


#7 MATY MAUK // QB
SEASON

Comp.: 16 - at ASU (9/12)
Att.: 36 - at ASU (9/12)
Yards: 181 - vs. SEMO (9/5)
TDs: 3 - at ASU (9/12)
Long: 51 - vs. UConn (9/19)
Rush (Yds): 75 - at ASU (9/12)
Long: 24 - at ASU (9/12)

CAREER

Comp.: 29 - vs. Indiana (9/20/14)
Att.: 48 - vs. Indiana (9/20/14)
Yards: 331 - vs. Indiana (9/20/14)
TDs (P/R): 5 at Toledo (9/6/14)/1 twice
Long: 96 - vs. S. Carolina (10/26/13)

Rushing
Att: 14
Yards: 75
Long: 36


#J'MON MOORE // WR
SEASON

Catches: 6 - vs. UConn (9/19)
Yards: 74 - vs. SEMO (9/5)
TDs: 1 - twice
Long: 27 - vs. SEMO (9/5)

CAREER

Catches: 6 - vs. UConn - 9/19/15)
Yards: 74 - vs. SEMO (9/5/15)
TDs: 1 - twice, MR at UK (9/26/15)
Long: 27 - vs. SEMO (9/5/15)


#10 JASON REESE // TE
SEASON

Catches: 3 - at UK (9/26)
Yards: 40 - at UK (9/26)
TDs: NA

CAREER

Catches: 1 - twice, MR vs. SEMO (9/5/15)
Rec. Yards: 12 - vs. Arkansas (11/28/14)
TDs: NA


#36 MORGAN STEWARD // TB
SEASON

Rushes: 5 - vs. SEMO (9/5)
Yards: 14 - vs. SEMO (9/5)
TDs: NA
Long: 6 - vs. SEMO (9/5)
Catches: NA

CAREER

Rushes: 8 - vs. Murray State (8/31/13)
Yards: 32 - vs. Tennessee (11/2/13)
TDs: 1 - vs. Murray State (8/31/13)
Long: 14 - vs. Tennessee (11/2/13)
Catches: NA


#29 ISH WITTER // TB
SEASON

Rushes: 17 - vs. UConn (9/19)
Yards: 54 - vs. UConn (9/19)
TDs: NA
Long: 13 - vs. UConn (9/19)
Catches: 3 - vs. UConn (9/19)

CAREER

Rushes: 17 - vs. UConn (9/19/15)
Yards: 54 - vs. UConn (9/19/15)
TDs: 1 - at TAMU (11/15/14)
Long: 16 - at TAMU (11/15/14)
Catches: 3 - vs. UConn (9/19/15)

CAREER HIGHS - DEFENSE



#97 JOSH AUGUSTA // DT

SEASON

Tackles: 2 - three times
TFL: 2.0 - vs. UConn (9/19)
Sacks: NA
INT: NA
FF: NA

CAREER

Tackles: 4 - at Tennessee (11/22/14)
TFL: 2.0 - twice, MR vs. UConn (9/19/15)
Sacks: 1.0 - three times
INT: 1 - vs. UCF (9/13/14)
FF: 2 - at UT (11/22/14)



#10 KENTRELL BROTHERS // LB

SEASON

Tackles: 16 - twice
TFL: 1.5 - twice
Sacks: NA
INT: 2 - at ASU (9/12)
FF: NA
PBU: 1 - vs. UConn (9/19)

CAREER

Tackles: 16 - twice, MR at ASU (9/12/15)
TFL: 2.0 - vs. S. Carolina (9/27/14)
Sacks: 1 - twice, MR vs. Florida (10/18/14)
INT: 2 - at ASU (9/12/15)
FF: 1 - three times



#5 CORTLAND BROWNING // S

SEASON

Tackles: 3 - at UK (9/26)
TFL: NA
Sacks: NA
INT: NA
FF: NA

CAREER

Tackles: 3 - at UK (9/26/15)
TFL: NA
Sacks: NA
INT: NA
FF: 1NA




#7 KENYA DENNIS // CB

SEASON

Tackles: 4 - vs. SEMO (9/5)
TFL: 1.0 - vs. SEMO (9/5)
Sacks: 1.0 - vs. SEMO (9/5)
INT: NA
FF: NA
PBU: 1 - vs. SEMO (9/5)

CAREER

Tackles: 8 - at Florida (10/18/14)
TFL: 2.0 - vs. Kentucky (10/25/14)
Sacks: 1 - twice, MR vs. SEMO (9/5/15)
INT: 1 - at Tennessee (11/22/14)
FF: 1 - at Florida (10/18/14)



#1 JOHN GIBSON // CB

SEASON

Tackles: 3 - at UK (9/26)
TFL: NA
Sacks: NA
INT: 1 - at ASU (9/12)
FF: NA
PBU: 1 - at ASU (9/12)

CAREER

Tackles: 5 - at Tennessee (11/22/14)
TFL: 0.5 - twice, MR vs. Arkansas (11/28/14)
Sacks: NA
INT: 1 - twice, MR at ASU (9/12/15)
FF: NA



#91 CHARLES HARRIS // DE

SEASON

Tackles: 6 - at ASU (9/12)
TFL: 4.5 - at ASU (9/12)
Sacks: 2.0 - at ASU (9/12)
INT: NA
FF: 1 - vs. SEMO (9/5)
QBH: 2 - at ASU (9/12)

CAREER

Tackles: 6 - at ASU (9/12/15)
TFL: 4.5 - at ASU (9/12/15)
Sacks: 2.0 - at ASU (9/12/15)
INT: NA
FF: 1 - vs. SEMO (9/5/15)



#95 RICKEY HATLEY // DT

SEASON

Tackles: 3 - vs. UConn (9/19)
TFL: 1.5 - vs. SEMO (9/5)
Sacks: NA
INT: NA
FF: NA

CAREER

Tackles: 3 - twice, MR vs. UConn (9/19/15)
TFL: 1.5 - vs. SEMO (9/5/15)
Sacks: 1.0 - vs. UCF (9/13/14)
INT: NA
FF: 1 vs. UCF (9/13/14)



#25 DONAVIN NEWSOM // LB

SEASON

Tackles: 7 - vs. UK (9/26)
TFL: 2.0 - at UK (9/26)
Sacks: 1.0 - at UK (9/26)
INT: NA
FF: NA
PBU: 1 - vs. UConn (9/19)

CAREER

Tackles: 7 - vs. UK (9/26)
TFL: 2.0 - at UK (9/26)
Sacks: 1.0 - at UK (9/26)
INT: NA
FF: 1 - twice, MR vs. Minnesota (1/1/15)



#11 AARION PENTON // CB

SEASON

Tackles: 7 - vs. SEMO (9/5)
TFL: 1.0 - vs. SEMO (9/5)
Sacks: NA
INT: NA
FF: 1 - at UK (9/26)
PBU: 1 - vs. UConn (9/19)

CAREER

Tackles: 7 - twice, MR vs. SEMO (9/5/15)
TFL: 1.0 - 3x, MR vs. SEMO (9/5/15)
Sacks: NA
INT: 1 - three times, MR vs. Kentucky (11/1/14)
FF: 1 - vs. Georgia (10/11/14)



#30 MICHAEL SCHERER // LB

SEASON

Tackles: 10 - at ASU (9/12)
TFL: 3.0 - at ASU (9/12)
Sacks: NA
INT: NA
FF: NA
QBH: 1 - vs. SEMO (9/5)

CAREER

Tackles: 13 - twice, MR vs. Kentucky (11/1/14)
TFL: 3.0 - at ASU (9/12/15)
Sacks: 0.5 at Tennessee (11/22/15)
INT: NA
FF: 1 - vs. Alabama (12/6/14)



#21 IAN SIMON // S

SEASON

Tackles: 5 - at ASU (9/12)
TFL: NA
Sacks: NA
INT: NA
FR: 1 - vs. SEMO (9/5)
PBU: NA

CAREER

Tackles: 8 - at Florida (10/18/14)
TFL: 1.5 - vs. Texas A&M (11/30/13)
Sacks: 0.5 - at Tennessee (11/22/14)
INT: 1 - twice, MR at Texas A&M (11/15/14)
FF: 1 - vs. SDSU (8/30/14)



#22 ANTHONY SHERRILLS // S

SEASON

Tackles: 6 - at ASU (9/12)
TFL: 1.0 - at ASU (9/12)
Sacks: NA
INT: 1 - vs. UConn (9/19)
FF: 1 - vs. UConn (9/19)
FR: 1 - vs. UConn (9/19)

CAREER

Tackles: 6 - at ASU (9/12/15)
TFL: 1.0 - at ASU (9/12/15)
Sacks: NA
INT: 1 - vs. UConn (9/19/15)
FF: 1 - vs. UConn (9/19/15)

CAREER HIGHS - DEFENSE

#16 MARCELL FRAZIER // DT
SEASON

Tackles: 3 - at ASU (9/12)
TFL: 1.5 - at ASU (9/12)
Sacks: NA
QBH: 1 - twice
FF: NA

CAREER

Tackles: 3 - at ASU (9/12/15)
TFL: 1.5 - at ASU (9/12/15)
Sacks: NA
QBH: 1 - twice, MR vs. UConn (9/19/15)
FF: NA


#56 WALTER BRADY // DE
SEASON

Tackles: 5 - at UK (9/26)
TFL: 2.0 - vs. UConn (9/19)
Sacks: 2.0 - vs. UConn (9/19)
QBH: 1 - twice
FF: NA

CAREER

Tackles: 5 - at UK (9/26/15)
TFL: 2.0 vs. UConn (9/19/15)
Sacks: 2.0 vs. UConn (9/19/15)
QBH: 1 - twice, MR vs. UConn (9/19/15)
FF: NA


#40 CLARENCE GREEN // LB
SEASON

Tackles: 8 - at UK (9/26)
TFL: 0.5 - at UK (9/26)
Sacks: NA
INT: NA
FF: NA

CAREER

Tackles: 8 - at UK (9/26/15)
TFL: 0.5 - at UK (9/26/15)
Sacks: NA
INT: NA
FF: 1NA


#34 JOEY BURKETT // LB
SEASON

Tackles: 6 - vs. SEMO (9/5)
TFL: NA
Sacks: NA
INT: NA
FF: NA
PBU: NA

CAREER

Tackles: 6 - vs. SEMO (9/5/15)
TFL: NA
Sacks: NA
INT: NA
FF: NA


#8 THOMAS WILSON // S
SEASON

Tackles: 1 - four times
TFL: NA
Sacks: NA
INT: NA
FF: NA
PBU: NA

CAREER

Tackles: 3 - twice, MR at Florida (10/18/14)
TFL: 1.0 - at Tennessee (11/22/14)
Sacks: NA
INT: NA
PBU: 1 - vs. SDSU (8/30/14)


#88 NATE HOWARD // DE
SEASON

Tackles: 2 - vs. SEMO (9/5)
TFL: 1.5 - vs. SEMO (9/5)
Sacks: NA
INT: NA
FF: NA
QBH: NA

CAREER

Tackles: 2 - vs. SEMO (9/5)
TFL: 1.5 - vs. SEMO (9/5)
Sacks: NA
INT: NA
FF: NA


#79 TERRY BECKNER // DT
SEASON

Tackles: 4 - vs. SEMO (9/5)
TFL: 1.0 - three times
Sacks: NA
INT: NA
FF: NA

CAREER

Tackles: 4 - vs. SEMO (9/5)
TFL: 1.0 - twice, MR at UK (9/26/15)
Sacks: 1.0 - vs. UCF (9/13/14)
INT: NA
FF: 1 vs. UCF (9/13/14)

FAUROT FIELD AT MEMORIAL STADIUM (71,168 CAPACITY)



Mizzou's gameday home is Memorial Stadium/Faurot Field. Here are some facts associated with the stadium.

- Opened in 1926
- Built for a cost of \$350,000
- Initial seating capacity was 25,000
- Named Memorial Stadium in honor of the 112 Mizzou graduates and students who died in World War I
- The Rock M overlooking the North endzone debuted in 1927, and was assembled by the freshman class
- Seating capacity is 71,168 in 2015
- MU all-time record at Memorial Stadium is 278-175-20 (61 %) in 89 seasons.
- Field was named Faurot Field in 1972 in honor of Hall of

Fame Coach Don Faurot (fuh-ROE)

- Approximately \$50 million of construction investment provided new amenities prior to 2014, including:
 - East side addition which added a new upper deck (called the Tiger Deck), which added 4,500 seats
 - A new club/lounge level (called the Columns Club) complete with outdoor loge seating and two suites
 - New lighting towers
 - Ribbon/message boards on both the east and west sides
 - Newly-created tailgating area beyond the southwest corner of the stadium called Truman's Terrace



MIZZOU - THE LAST TIME IT HAPPENED...

RUSHING

30 attempts	45 - Zain Gilmore vs. Texas Tech, 10/30/99
200 yards	263 - Henry Josey vs. Western Illinois, 9/17/11
3 TDs	Russell Hansbrough at South Carolina, 9/27/14
4 TDs	Tony Temple vs. Arkansas (Cotton Bowl), 1/1/08
50+ yard rush	68 - Russell Hansbrough vs. Indiana, 9/20/14
75+ yard rush	86 - Henry Josey at Kentucky, 11/9/13
Two 100-yard performances (same game)	115 - Henry Josey vs. Murray State, 8/31/13
Four consecutive 100-yard games (same season)	104 - Russell Hansbrough vs. Murray State, 8/31/13
	Henry Josey
	129 vs. Iowa State, 10/15/11
	138 vs. Oklahoma State, 10/22/11
	162 at Texas A&M, 10/29/11
	132 at Baylor, 11/5/11

PASSING

30-39 attempts	30 - Maty Mauk at Kentucky, 9/26/15
40-49 attempts	42 - Maty Mauk vs. Arkansas, 11/28/14
50 attempts	51 - James Franklin at Florida, 11/3/12
30-39 completions	32 - James Franklin at Indiana, 9/21/13
300 yards	331 - Maty Mauk vs. Indiana, 9/20/14
400 yards	434 - Blaine Gabbert vs. Iowa, 12/28/10
75+ yard completion	78 - Drew Lock vs. SEMO, 9/5/15
Two QBS over 100 yards	Maty Mauk, 181; Drew Lock 138 vs. SEMO, 9/5/15
3 TDs	Maty Mauk vs. South Dakota State, 8/30/14
4 TDs	Maty Mauk vs. UCF, 9/13/14
5 TDs	Maty Mauk at Toledo, 9/6/14
4 interceptions	Maty Mauk vs. Georgia, 10/11/14
5 interceptions	Terry McMillan vs. Penn State, 1/1/70
6 interceptions	Kent Kiefer vs. Miami (Fla), 9/23/89

RECEIVING

10+ receptions	12 - Bud Sasser vs. Indiana, 9/20/14
150 yards	153 - Bud Sasser vs. Indiana, 9/20/14
75+ yard reception	78 (TD) - Tyler Hunt vs. SEMO, 9/5/15
Two 100-yard performances (same game)	101 (10) - Marcus Lucas at Indiana, 9/21/13
Three 100-yard performances (same game)	105 (8) - Dorial Green-Beckham at Indiana, 9/21/13
	172 (6) - Jeremy Maclin vs. Nevada, 9/13/08
	127 (6) - Chase Coffman vs. Nevada, 9/13/08
	100 (6) - Tommy Saunders vs. Nevada, 9/13/08
3 TDs	Danario Alexander at Kansas State, 11/14/09
4 TDs	Dorial Green-Beckham at Kentucky, 11/9/13

DEFENSIVE

15+ tackles	16 - Kentrell Brothers at Arkansas State, 9/12/15
3.0+ sacks	3.0 - Michael Sam vs. Florida, 10/19/13
3.0+ TFL	4.5 - Charles Harris at Arkansas State, 9/12/15
4.0+ TFL	4.5 - Charles Harris at Arkansas State, 9/12/15

TOTAL OFFENSE (RUSHING & PASSING)

400+ yards	404 - James Franklin at Indiana, 9/21/13
300-399 yards	363 - Maty Mauk vs. Indiana, 9/20/14

FIELD GOALS

50 yards	52, 50 - Andrew Baggett vs. Arkansas, 11/28/14
4 FG made	4 - Grant Ressel vs. Kansas, 11/28/09
5 FG made	5 - Andrew Baggett vs. Florida, 10/19/13
6 FG attempted	7 - Tom Whelihan vs. Oklahoma State, 11/16/85

TOUCHDOWN RETURNS (YARDAGE)

Kickoff	96 - Marcus Murphy at Florida, 10/18/14
Punt	82 - Marcus Murphy at Florida, 10/18/14
Interception	46 - Darvin Ruise at Florida, 10/18/14
Fumble	21 - Markus Golden at Florida, 10/18/14
Blocked Field Goal	70 - Carlos Posey vs. West Virginia, 12/26/98
Blocked Punt	41 - Aarion Penton vs. SEMO, 9/5/15

TEAM

Shut out opponent at Faurot Field	69-0 vs. Western Illinois, 9/17/11
Shut out opponent on the road	14-0 at Iowa State, 11/20/10
Shut out opponents, back-to-back	27-0 at Kansas State, 10/8/66
	7-0 vs. Oklahoma, 10/15/66
Won in overtime	51-48 (4 OT) at Tennessee, 11/10/12
Blocked a punt	vs. UConn - safety (Clarence Green, 9/19/15
Block a field goal	at Toledo (Harold Brantley), 9/6/14
Block a PAT	vs. UConn (Kentrell Brothers), 9/19/15
Scored a safety	vs. UConn (Clarence Green blocked punt), 9/19/15
Game-winning field goal	35 yards, Andrew Baggett at Tennessee, 11/10/12
Scored 50 points	51-28 win at Vanderbilt, 10/5/13
Scored 60 points	62-10 win vs. SE Louisiana, 9/1/12
600 yards of total offense	623 at Indiana, 9/21/13
700 yards of total offense	744 vs. Western Illinois, 9/17/11

OPPONENT - THE LAST TIME IT HAPPENED...

RUSHING

30+ attempts	38 - Nick Chubb, Georgia, 10/11/14
200 yards	304 - Tre Mason, Auburn, 12/7/13
300 yards	304 - Tre Mason, Auburn, 12/7/13
3 TDs	Kareem Hunt, Toledo, 9/6/14
4 TDs	Tre Mason, Auburn, 12/7/13
Two 100-yard performances (same game)	304 - Tre Mason, Auburn, 12/7/13
	101 - Nick Marshall, Auburn, 12/7/13

PASSING

40-49 attempts	42 - Bo Wallace, Ole Miss, 11/23/13
50+ attempts	57 - Clint Chelf, Oklahoma State, 1/3/14
30-39 completions	33 - Clint Chelf, Oklahoma State, 1/3/14
40+ completions	44 - Graham Harrell, Texas Tech, 10/20/07
400 yards	404 - Tyler Bray, Tennessee, 11/10/12
500 yards	510 - Kliff Kingsbury, Texas Tech, 10/19/02
4 TDs	Tyler Bray, Tennessee, 11/10/12
5 TDs	Juice Williams, Illinois, 8/30/08

RECEIVING

10+ receptions	11 - Pig Howard, Tennessee, 11/2/13
200+ yards	244 - Alec Lemon, Syracuse, 11/17/12
175-199 yards	180 - Aaron Pflugrad, Arizona State, 9/9/11
150-174 yards	163 - Tevin Reese, Baylor, 11/5/11
2 TDs	Josh Reynolds, Texas A&M, 11/15/14
3 TDs	Ryan Broyles, Oklahoma, 9/24/11
Two 100-yard performances (same game)	136 - Julian Jones, Arkansas State, 9/28/13
	117 - J.D. McKissic, Arkansas State, 9/28/13

TOTAL OFFENSE (RUSHING & PASSING)

500 yards	506 - Todd Reesing, Kansas, 11/28/09
400 yards	439 - Johnny Manziel, Texas A&M, 11/24/12

FIELD GOALS

50+ yards	52 - Cody Parkey, Auburn, 12/7/13
4 FG made	Brian Davis, Arkansas State, 9/28/13
3 FG made	Jeremiah Detmer, Toledo, 9/7/13

TOUCHDOWN RETURNS (YARDAGE)

Kickoff	100 - Solomon Patton, Florida, 10/19/13
Punt	0 (In Endzone) - Malcolm Williams, Texas, 10/24/09
Interception	57 - Brad McDougald, Kansas, 11/26/11
Fumble	12 - Curtis Lofton, Oklahoma, 10/13/07

TEAM

Shut out Mizzou at Faurot Field	34-0 vs. Georgia, 10/11/14
Shut out Mizzou on road	66-0 at Kansas State, 11/20/99
Scored 30-39 points	34 - Georgia, loss, 10/11/14
Scored 40-49 points	48, Tennessee, won, 11/10/12
Scored 50-59 points	59 - Auburn, loss, 12/7/13
Scored 60+ points	62 - Oklahoma, loss, 12/6/08
Scored safety	Vanderbilt, at Faurot, 10/6/12

2015 STARTING LINEUPS

OFFENSE	TE	LT	LG	C	RG	RT	QB	TB	X-WR	H-WR	Z-WR
vs. SEMO (9/5)	Culkin	McGovern	Abeln	Boehm	Hall	Crawford	Mauk	Hansbrough	Moore	Brown	Dilosa
at Ark. St. (9/12)	Culkin	McGovern	Abeln	Boehm	Hall	Crawford	Mauk	Hansbrough	Moore	Brown	Leftwich
vs. UConn (9/19)	Culkin	McGovern	Chappell	Boehm	Hall	Crawford	Mauk	Witter	Moore	Brown	Leftwich
at UK (9/26)	Culkin	McGovern	Chappell	Boehm	Hall	Crawford	Mauk	Hansbrough	Moore	Brown	Leftwich

vs. SC (10/3)
vs. UF (10/10)
at UGA (10/17)
at VU (10/24)
vs. MSU (11/5)
vs. BYU (11/14)
vs. UT (11/21)
at Ark. (11/27)

DEFENSE	DE	NG	DT	DE	SLB	MLB	WLB	FS	SS	CB	CB
vs. SEMO (9/5)	Frazier	Hatley	Augusta	Harris	Newsom	Scherer	Brothers	Simon	Sherrills	Dennis	Penton
at Ark. St. (9/12)	Frazier	Hatley	Augusta	Harris	Newsom	Scherer	Brothers	Simon	Sherrills	Dennis	Penton
vs. UConn (9/19)	Frazier	Hatley	Augusta	Harris	Newsom	Scherer	Brothers	Simon	Sherrills	Dennis	Penton
at UK (9/26)	Brady	Beckner	Augusta	Harris	Newsom	Scherer	Brothers	Simon	Sherrills	Dennis	Penton

vs. SC (10/3)
vs. UF (10/10)
at UGA (10/17)
at VU (10/24)
vs. MSU (11/5)
vs. BYU (11/14)
vs. UT (11/21)
at Ark. (11/27)

2015 MIZZOU SCORING DRIVES

QUARTER	TIME	SCORING PLAY (POINT[S] AFTER)	PLAYS	YARDS	TIME POSS.	SCORE MU-OPP
SEMO						
1st	11:28	MOORE, J'Mon 27 yd pass from MAUK, Maty (BAGGETT, Andrew kick)	5	64	1:15	7 - 0
	04:49	BROWN, Nate 23 yd pass from MAUK, Maty (BAGGETT, Andrew kick)	5	54	1:59	14 - 0
2nd	09:54	BAGGETT, Andrew 39 yd field goal	8	48	3:15	17 - 0
3rd	10:55	BAGGETT, Andrew 23 yd field goal	10	76	3:58	20 - 3
	00:22	PENTON, Aarion 41 yd blocked punt return (BAGGETT, Andrew kick)	3	27	NA	27 - 3
4th	05:13	HUNT, Tyler 78 yd pass from LOCK, Drew (BAGGETT, Andrew kick)	5	92	1:51	34 - 3
at Arkansas State						
1st	08:00	Baggett, Andrew 30 yd field goal	12	60	4:14	3 - 0
	04:08	Brown, Nate 11 yd pass from Mauk, Maty (Baggett, Andrew kick)	1	11	0:07	10 - 10
3rd	05:25	Leftwich, Wesley 32 yd pass from Mauk, Maty (Baggett, Andrew kick)	6	62	2:20	17 - 17
	00:44	Culkin, Sean 21 yd pass from Mauk, Maty (Baggett, Andrew kick)	6	65	2:28	24 - 17
4th	07:10	Baggett, Andrew 41 yd field goal	8	16	2:14	27 - 20
UConn						
1st	07:44	Green, Clarence safety	NA	NA	NA	0 - 2
3rd	05:03	Mauk, Maty 2 yd run (Baggett, Andrew kick)	15	68	6:34	6 - 9
at Kentucky						
1st	03:49	Moore, J'Mon 17 yd pass from Mauk, Maty (Baggett, Andrew kick)	13	80	6:06	7 - 0
3rd	06:04	Baggett, Andrew 39 yd field goal	7	36	2:37	10 - 7
4th	03:00	Baggett, Andrew 24 yd field goal	12	68	3:15	13 - 21

vs. South Carolina

vs. Florida

at Georgia

at Vanderbilt

vs. Mississippi State

vs. BYU

vs. Tennessee

at Arkansas

2015 SEASON HONORS

EVAN BOEHM // C // SR

Preseason

All-SEC Third Team (AP)

All-SEC Third Team (Coaches)

Rimington Watch List

Outland Watch List

KENTRELL BROTHERS // LB // SR

Preseason

All-SEC Second Team (Coaches)

All-SEC Third Team (AP)

Bednarik Award Watch List

Nagurski Award Watch List

Butkus Award Watch List

SEC Defensive Player of the Week (9/14)

RUSSELL HANSBROUGH // RB // SR

Preseason

All-SEC Third Team (Coaches)

Maxwell Award Watch List

Doak Walker Award Watch List

Earl Campbell Tyler Rose Award Watch List

MATY MAUK // QB // RS-JR

Preseason

All-SEC Second Team (Coaches)

Maxwell Award Watch List

Manning Award Watch List

GARY PINKEL // HEAD COACH

Preseason

Dodd Trophy Watch List

MIZZOU'S 2015 OPPONENTS

SEMO (1-3)

Date	Opponent	Score/Time
Sept. 5	@ Mizzou	L, 34-3
Sept. 12	Southern Illinois	W, 27-24
Sept. 19	@ Indiana State	L, 29-28
Sept. 26	Shorter	L, 26-21
Oct. 3	Murray State	6 p.m.
Oct. 10	@ E. Illinois	1 p.m.
Oct. 17	E. Kentucky	1 p.m.
Oct. 24	OPEN	
Oct. 31	Tennessee Tech	1 p.m.
Nov. 7	@ Austin Peay	4 p.m.
Nov. 14	@ Jacksonville St.	1 p.m.
Nov. 21	UT Martin	1 p.m.

ARKANSAS STATE (1-3)

Date	Opponent	Score/Time
Sept. 5	@ USC	L, 55-6
Sept. 12	Mizzou	L, 27-20
Sept. 19	vs. Missouri State	W, 70-7
Sept. 26	@ Toledo	L, 37-7
Oct. 3	vs. Idaho	TBD
Oct. 13	@ South Alabama	7 p.m.
Oct. 20	vs. Louisiana-Lafayette	7 p.m.
Oct. 31	vs. Georgia State	TBD
Nov. 5	@ Appalachian State	6:30 p.m.
Nov. 14	at UL-Monroe	2 p.m.
Nov. 21	OPEN	
Nov. 28	at New Mexico State	TBD
Dec. 5	vs. Texas State	TBD

UCONN (2-2)

Date	Opponent	Score/Time
Sept. 3	Villanova	W, 20-15
Sept. 12	Army	W, 22-17
Sept. 19	@ Mizzou	L, 9-6
Sept. 26	vs. Navy	L, 28-18
Oct. 2	@ BYU	9:15 p.m.
Oct. 10	@ UCF	TBD
Oct. 17	vs. USF	TBD
Oct. 24	@ Cincinnati	TBD
Oct. 30	vs. ECU	6 p.m.
Nov. 7	@ Tulane	TBD
Nov. 14	OPEN	
Nov. 21	vs. Houston	TBD
Nov. 28	@ Temple	TBD

KENTUCKY (3-1)

Date	Opponent	Score/Time
Sept. 5	Louisiana-Lafayette	W, 40-33
Sept. 12	@ South Carolina	W, 26-22
Sept. 19	Florida	L, 14-9
Sept. 26	Mizzou	W, 21-13
Oct. 3	E. Kentucky	TBD
Oct. 15	Auburn	6 p.m.
Oct. 24	@ Mississippi State	TBD
Oct. 31	Tennessee	TBD
Nov. 7	at Georgia	TBD
Nov. 14	@ Vanderbilt	TBD
Nov. 21	Charlotte	TBD
Nov. 28	Louisville	TBD

SOUTH CAROLINA (2-2)

Date	Opponent	Score/Time
Sept. 3	North Carolina	W, 17-13
Sept. 12	Kentucky	L, 26-22
Sept. 19	@ Georgia	L, 52-20
Sept. 26	vs. UCF	W, 31-14
Oct. 3	@ Mizzou	11 a.m.
Oct. 10	VS. LSU	TBD
Oct. 17	vs. Vanderbilt	TBD
Oct. 24	OPEN	
Oct. 31	@ Texas A&M	TBD
Nov. 7	@ Tennessee	TBD
Nov. 14	vs. Florida	TBD
Nov. 21	The Citadel	TBD
Nov. 28	vs. Clemson	TBD

FLORIDA (4-0)

Date	Opponent	Score/Time
Sept. 5	New Mexico State	W, 61-13
Sept. 12	ECU	W, 31-24
Sept. 19	@ Kentucky	W, 14-9
Sept. 26	Tennessee	W, 28-27
Oct. 3	Ole Miss	TBD
Oct. 10	@ Mizzou	TBD
Oct. 17	@ LSU	TBD
Oct. 24	OPEN	
Oct. 31	Georgia	2:30 p.m.
Nov. 7	Vanderbilt	TBD
Nov. 14	@ South Carolina	TBD
Nov. 21	FAU	TBD
Nov. 28	Florida State	TBD

GEORGIA (4-0)

Date	Opponent	Score/Time
Sept. 5	UL-Monroe	W, 51-14
Sept. 12	@ Vanderbilt	W, 31-14
Sept. 19	vs. South Carolina	W, 52-20
Sept. 26	Southern	W, 48-6
Oct. 3	Alabama	TBD
Oct. 10	@ Tennessee	TBD
Oct. 17	Mizzou	TBD
Oct. 24	OPEN	
Oct. 31	Florida	2:30 p.m.
Nov. 7	Kentucky	TBD
Nov. 14	@ Auburn	TBD
Nov. 21	Georgia Southern	TBD
Nov. 28	@ Georgia Tech	TBD

VANDERBILT (1-3)

Date	Opponent	Score/Time
Sept. 3	Western Kentucky	L, 14-12
Sept. 12	Georgia	L, 31-14
Sept. 19	vs. Austin Peay	W, 47-7
Sept. 26	@ Ole Miss	L, 27-16
Oct. 3	@ Middle Tennessee	6 p.m.
Oct. 10	OPEN	
Oct. 17	@ South Carolina	TBD
Oct. 24	vs. Mizzou	TBD
Oct. 31	@ Houston	
Nov. 7	@ Florida	TBD
Nov. 14	Kentucky	TBD
Nov. 21	Texas A&M	TBD
Nov. 28	@ Tennessee	TBD

MISSISSIPPI STATE (3-1)

Date	Opponent	Score/Time
Sept. 5	@ Southern Miss	W, 34-16
Sept. 12	LSU	L, 21-19
Sept. 19	Northwestern State	W, 62-13
Sept. 26	@ Auburn	W, 17-9
Oct. 3	@ Texas A&M	TBD
Oct. 10	Troy	TBD
Oct. 17	LA Tech	TBD
Oct. 24	Kentucky	TBD
Oct. 31	OPEN	
Nov. 5	@ Mizzou	8 p.m.
Nov. 14	Alabama	TBD
Nov. 21	@ Arkansas	TBD
Nov. 28	Ole Miss	TBD

BYU (2-2)

Date	Opponent	Score/Time
Sept. 5	@ Nebraska	W, 33-28
Sept. 12	Boise State	W, 35-24
Sept. 19	@ UCLA	L, 24-23
Sept. 26	@ Michigan	L, 31-0
Oct. 2	UConn	9:15 p.m.
Oct. 10	ECU	TBD
Oct. 16	Cincinnati	7 p.m.
Oct. 24	Wagner	2 p.m.
Oct. 31	OPEN	
Nov. 6	@ San Jose State	10:30 p.m.
Nov. 14	Mizzou (Kansas City)	TBD
Nov. 21	Fresno State	TBD
Nov. 28	at Utah State	2:30 p.m.

TENNESSEE (2-2)

Date	Opponent	Score/Time
Sept. 5	Bowling Green	W, 59-20
Sept. 12	Oklahoma	L, 31-24 (2 OT)
Sept. 19	W. Carolina	W, 55-10
Sept. 26	@ Florida	L, 28-27
Oct. 3	Arkansas	TBD
Oct. 10	Georgia	TBD
Oct. 17	OPEN	
Oct. 24	@ Alabama	TBD
Oct. 31	@ Kentucky	TBD
Nov. 7	South Carolina	TBD
Nov. 14	North Texas	TBD
Nov. 21	@ Mizzou	TBD
Nov. 28	vs. Vanderbilt	TBD

ARKANSAS (1-3)

Date	Opponent	Score/Time
Sept. 5	UTEP	W, 48-13
Sept. 12	Toledo	L, 16-12
Sept. 19	Texas Tech	L, 35-24
Sept. 26	Texas A&M	L, 28-21 (OT)
Oct. 3	@ Tennessee	TBD
Oct. 10	@ Alabama	TBD
Oct. 17	OPEN	
Oct. 24	Auburn	TBD
Oct. 31	UT Martin	TBD
Nov. 7	@ Ole Miss	TBD
Nov. 14	@ LSU	TBD
Nov. 21	Mississippi State	TBD
Nov. 28	Mizzou	1:30 p.m.



EASTERN DIVISION

Team	SEC	Pct.	Overall	Pct.
Florida	2-0	1.000	4-0	1.000
Georgia	2-0	1.000	4-0	1.000
Kentucky	2-1	.667	3-1	.750
Missouri	0-1	.000	3-1	.750
Tennessee	0-1	.000	2-2	.500
South Carolina	0-2	.000	2-2	.500
Vanderbilt	0-2	.000	1-3	.250

WESTERN DIVISION

Team	SEC	Pct.	Overall	Pct.
LSU	2-0	1.000	3-0	1.000
Ole Miss	2-0	1.000	4-0	1.000
Texas A&M	1-0	1.000	4-0	1.000
Mississippi St.	1-1	.500	3-1	.750
Arkansas	0-1	.000	1-3	.250
Alabama	0-1	.000	3-1	.750
Auburn	0-2	.000	2-2	.500

MIZZOU ALL-TIME VS. 2015 OPP.

Team	W	L	T	Pct.
SEMO	3	0	0	1.000
Arkansas St.	4	0	0	1.000
UConn	1	0	0	1.000
Kentucky	3	3	0	.500
South Carolina	3	2	0	.600
Florida	3	1	0	.750
Georgia	1	3	0	.250
Vanderbilt	4	2	1	.643
Mississippi St.	2	0	0	1.000
BYU	0	1	0	.000
Tennessee	3	0	0	1.000
Arkansas	4	2	0	.667
Total:	31	14	1	.684
vs. SEC:	23	13	1	.635

ROSTER/PRONUNCIATION GUIDE

#	Name	Pos.	Ht.	Wt.	Yr.	Hometown	High School (Previous)
1	Anthony Hines	DB	6-1	190	So.	South San Francisco, Calif.	El Camino/Coll. of San Mateo
1	Marvin Zanders	QB	6-1	185	RSFr.	Jacksonville, Fla.	Raines
2	Nate Brown	WR	6-3	205	So.	Suwanee, Ga.	North Gwinnett
3	Cortland Browning	S	6-1	205	Sr.	Tyler, Texas	Lee
3	Luke Jackson	PK	6-1	185	So.	Pensacola, Fla.	West
3	Drew Lock	QB	6-4	205	Fr.	Lee's Summit, Mo.	Lee's Summit
4	Brandon Lee	LB	6-2	220	RSFr.	Indianapolis, Ind.	Lawrence Central
4	Ryan Williams	TB	6-0	180	Fr.	Lee's Summit, Mo.	West
5	Marquise Doherty	TB	6-1	205	Fr.	Kansas City, Mo.	Winnetonka
5	John Gibson	DB	6-0	190	Jr.	Missouri City, Texas	Marshall
6	J'Mon Moore	WR	6-3	190	So.	Missouri City, Texas	Elkins
6	Tavon Ross	S	6-0	200	RSFr.	Cochran, Ga.	Bleckley County
7	Kenya Dennis	DB	5-11	200	Sr.	Leland, Miss.	Hind CC
7	Maty Mauk	QB	6-0	195	Jr.	Kenton, Ohio	
8	Justin Smith	WR	6-7	200	Fr.	Dublin, Ga.	West Laurens
8	Thomas Wilson	S	5-10	190	So.	Suwanee, Ga.	Buford
9	Eddie Printz	QB	6-3	205	So.	Marietta, Ga.	Lassiter
9	T.J. Warren	DB	5-11	190	Fr.	Conyers, Ga.	Rockdale County
10	Kentrell Brothers	LB	6-1	235	Sr.	Guthrie, Okla.	Guthrie
10	Jason Reese	TE	6-5	250	So.	Euless, Texas	Trinity
11	Kendall Blanton	TE	6-6	250	RSFr.	Blue Springs, Mo.	South
11	Aaron Penton	DB	5-10	190	Jr.	St. Louis, Mo.	Christian Brothers
12	Tanner Hull	WR	6-0	220	So.	Kansas City, Mo.	O'Hara
12	Johnathon Johnson	WR	5-10	175	Fr.	Memphis, Tenn.	Melrose
12	Dominic Nelson	S	6-0	185	Jr.	Florissant, Mo.	Florissant
13	Corbin Berkstresser	QB	6-3	210	Sr.	Lee's Summit, Mo.	Lee's Summit
13	Spencer Williams	DL	6-3	245	RSFr.	Jacksonville, Fla.	First Coast
14	Ray Wingo	WR	5-11	180	RSFr.	St. Louis, Mo.	St. Louis University High
15	Keyon Dilosa	WR	6-3	200	RSFr.	Round Rock, Texas	Round Rock
15	Grant Jones	LB	6-3	225	RSFr.	Columbia, Mo.	Hickman
16	Brock Bondurant	S	6-2	215	Jr.	Memphis, Mo.	Scotland Co. R-1
16	Marcell Frazier	DL	6-5	265	Jr.	Portland, Ore.	Douglas/College of Siskiyous
16	Thomas Richard	WR	6-1	190	RSFr.	Nashville, Tenn.	Christ Presbyterian
17	DeSean Blair	WR	6-3	190	RSFr.	Jacksonville, Fla.	Sandalwood
18	Wesley Leftwich	WR	6-1	205	Sr.	Columbia, Mo.	Hickman
18	Josh Moore	DL	6-5	260	Fr.	Olathe, Kan.	North
19	Oke Akushe	WR	5-10	185	So.	St. Louis, Mo.	McCluer North
19	Ronnell Perkins	S	6-0	185	Fr.	St. Louis, Mo.	University City
20	Trevon Walters	TB	5-10	200	RSFr.	Bradenton, Fla.	Manatee
21	Ian Simon	S	6-0	195	Sr.	Mansfield, Texas	Legacy
21	Ish Witter	TB	5-10	190	So.	Tampa, Fla.	Alonso
22	Anthony Sherrils	DB	6-0	190	So.	Kansas City, Mo.	Hogan Prep
24	Terez Hall	LB	6-2	215	Fr.	Lithonia, Ga.	King
25	Donavin Newsom	LB	6-2	230	Jr.	St. Louis, Mo.	Parkway North
26	Jake Brents	WR	6-3	205	Jr.	Springfield, Mo.	Kickapoo
26	Corey Fatony	P	5-11	185	Fr.	Franklin, Tenn.	Franklin
28	Logan Cheadle	DB	5-10	180	So.	Lee's Summit, Mo.	West
28	Steven Spadarotto	WR	6-2	185	Fr.	Santa Maria, Calif.	Righetti
29	DeAndre McKenzie	DB	6-1	195	Sr.	Lee's Summit, Mo.	(Lee's Summit/Mo. Southern
30	Michael Scherer	LB	6-3	230	Jr.	St. Louis, Mo.	Country Day
31	Finis Stribling IV	DB	5-11	175	RSFr.	Thompson's Station, Tenn.	Independence
32	Russell Hansbrough	TB	5-9	195	Sr.	Arlington, Texas	Bowie
33	Cam Hilton	S	6-0	180	Fr.	St. Louis, Mo.	Webster Groves
34	Joey Burkett	LB	6-2	210	So.	Jefferson City, Mo.	Jefferson City
35	Tyler Hunt	TB	5-11	210	Sr.	Huntsville, Mo.	Westran
35	Zane Jacoby	S	6-4	205	Fr.	Huntsville, Mo.	Westran
36	Isaiah Pierre	S	5-9	165	RSFr.	Hollywood, Fla.	Hollywood Hills
36	Morgan Steward	TB	6-0	210	Jr.	Kansas City, Mo.	Staley
38	Eric Beisel	LB	6-3	225	So.	Fenton, Mo.	Rockwood Summit
39	Chase Abbington	TB	6-2	215	Jr.	St. Louis, Mo.	Ft. Zumwalt South/Hutchinson CC
39	Justin Piazza	LB	6-0	205	Jr.	St. Petersburg, Fla.	Catholic
40	Clarence Green	LB	6-0	220	Sr.	Clute, Texas	Brazoswood
40	Andrew Stevens	TB	5-9	195	Jr.	St. Louis, Mo.	Eureka
41	Eric Laurent	WR	6-2	215	Jr.	Ballwin, Mo.	Parkway South
41	Faheem Williams	S	5-11	190	RSFr.	Overbrook, Pa.	Prep Charter
43	Christian Geen	TE	6-1	220	So.	Columbia, Mo.	Hickman
45	Franklin Agbasimere	LB	6-2	220	Fr.	Lagos, Nigeria	Montverde [Fla.] Academy
45	Nick Rhone	WR	5-10	200	So.	Beaumont, Texas	Central
46	Trei Walton	DB	5-10	190	Sr.	Northville, Mich.	Northville/Northwood Univ.
48	Roderick Winters	LB	5-11	225	RSFr.	Arlington, Texas	Bowie
49	Ferrod Gardner	LB	6-2	200	Fr.	Dayton, Ohio	Trotwood-Madison
50	Jacob Trump	LB	6-3	225	Fr.	Kahoka, Mo.	Clark County
51	Ed Cruz	DL	6-2	230	So.	Park Hill, Mo.	Central
52	Jordan Hill	OL	6-2	270	Sr.	Lee's Summit, Mo.	North

ALPHABETICAL

No.	Name	Pos.
39	Chase Abbington	TB
57	Alec Abeln	OL
64	Paul Adams	OL
91	Turner Adams	PK
45	Franklin Agbasimere	LB
19	Oke Akushe	WR
97	Josh Augusta	DL
99	Andrew Baggett	PK
56	Sam Bailey	OL
98	Dayton Balvanz	P
78	Andy Bauer	OL
79	Terry Beckner, Jr.	DL
38	Eric Beisel	LB
13	Corbin Berkstresser	QB
17	DeSean Blair	WR
11	Kendall Blanton	TE
77	Evan Boehm	OL
16	Brock Bondurant	S
56	Walter Brady	DL
90	Harold Brantley	DL
26	Jake Brents	WR
10	Kentrell Brothers	LB
2	Nate Brown	WR
3	Cortland Browning	S
34	Joey Burkett	LB
93	Andrew Carr	PK
59	Jeffrey Cathey	WR
62	Taylor Chappell	OL
28	Logan Cheadle	DB
90	Nick Coffman	PK
46	Shaun Conway	TB
55	Nate Crawford	OL
51	Ed Cruz	DL
70	Malik Cuellar	OL
80	Sean Culkin	TE
7	Kenya Dennis	DB
15	Keyon Dilosa	WR
5	Marquise Doherty	TB
67	Jonah Dubinski	OL
82	Clayton Echard	TE
24	John Eierman	WR
68	Mike Fairchild	OL
26	Corey Fatony	P
85	Richaud Floyd	WR
16	Marcell Frazier	DL
49	Ferrod Gardner	LB
43	Christian Geen	TE
5	John Gibson	DB
40	Clarence Green	LB
76	Thomas Grossman	OL
84	Emanuel Hall	WR
73	Mitch Hall	OL
24	Terez Hall	LB
89	Tyler Hanneke	DL
32	Russell Hansbrough	TB
87	Jordan Harold	DL
69	A.J. Harris	OL
91	Charles Harris	DL
95	Rickey Hatley	DL
52	Jordan Hill	OL
33	Cam Hilton	S
1	Anthony Hines	DB
88	Nate Howard	DL
12	Tanner Hull	WR
35	Tyler Hunt	TB
86	Jake Hurrell	OL
3	Luke Jackson	PK
94	Tyrell Jacobs	DL
35	Zane Jacoby	S
12	Johnathon Johnson	WR
15	Grant Jones	LB
75	Max Kavy	OL
89	Brian Kurz	TE
41	Eric Laurent	WR
4	Brandon Lee	LB
18	Wesley Leftwich	WR
3	Drew Lock	QB
96	A.J. Logan	DL

#	Name	Pos.	Ht.	Wt.	Yr.	Hometown	High School (Previous)
52	Eddie Serrano	DE	6-3	235	So.	Niles, Ill.	Notre Dame Prep
53	Christian Williams	LB	6-0	235	Jr.	Lake Ozark, Mo.	School of the Osage
54	Nick Monaghan	OL	6-2	245	Sr.	Darien, Ill.	Downer's Grove South
55	Nate Crawford	OL	6-5	300	So.	Pensacola, Fla.	West
56	Sam Bailey	OL	6-5	280	RSFr.	Lamar, Mo.	Lamar
56	Walter Brady	DL	6-3	255	RSFr.	Florence, Ala.	Florence
57	Alec Abeln	OL	6-3	290	So.	St. Louis, Mo.	University HS
58	Nick Skalak	OL	6-5	290	Fr.	Irving, Texas	Cistercian
59	Jeffrey Cathey	WR	6-2	185	So.	Little Rock, Ark.	Catholic
60	Connor McGovern	OL	6-4	305	Sr.	Fargo, N.D.	Shanley
61	Adam Roland	OL	6-3	315	RSFr.	St. Louis, Mo.	Oakville
62	Taylor Chappell	OL	6-5	305	Sr.	Canadian, Texas	Canadian
63	Brad McNulty	OL	6-4	305	Sr.	Allen, Texas	Allen
64	Paul Adams	OL	6-6	290	RSFr.	Nashville, Tenn.	Christ Presbyterian
65	Tanner Owen	OL	6-5	280	Fr.	Kearney, Mo.	Kearney
66	Adam Ploudre	OL	6-4	295	So.	Ballwin, Mo.	Marquette HS
67	Jonah Dubinski	OL	6-2	275	Fr.	Columbia, Mo.	Rock Bridge
68	Mike Fairchild	OL	6-5	295	RSFr.	Overland Park, Kan.	Blue Valley West
69	A.J. Harris	OL	6-4	285	Fr.	Stilwell, Kan.	Blue Valley
70	Malik Cuellar	OL	6-5	300	Jr.	Fortuna, Calif.	CC of San Francisco
71	Kevin Pendleton	OL	6-4	315	RSFr.	Lee's Summit, Mo.	West
72	Clay Rhodes	OL	6-5	290	So.	Stilwell, Kan.	Blue Valley
73	Mitch Hall	OL	6-5	310	Sr.	Russellville, Ark.	Ole Miss
74	Blake Wilbers	OL	6-2	270	Fr.	Wardville, Mo.	Helias
75	Max Kavy	OL	6-3	285	Fr.	St. Louis, Mo.	St. Louis University High
76	Thomas Grossman	OL	6-3	260	Fr.	St. Louis, Mo.	Chaminade
77	Evan Boehm	OL	6-3	310	Sr.	Lee's Summit, Mo.	(West)
78	Andy Bauer	OL	6-3	310	RSFr.	St. Louis, Mo.	DeSmet
79	Terry Beckner, Jr.	DL	6-4	300	Fr.	East St. Louis, Ill.	East St. Louis
80	Sean Culk	TE	6-6	245	Jr.	Indian Rocks Beach, Fla.	Christian
81	Harley Whitehouse	OL	6-0	210	Fr.	St. Louis, Mo.	Parkway Central
82	Clayton Echard	TE	6-5	260	Sr.	Eureka, Mo.	Eureka
84	Emanuel Hall	WR	6-3	200	Fr.	Franklin, Tenn.	Centennial
85	Richaud Floyd	WR	5-11	165	Fr.	Gulfport, Miss.	Gulfport
86	Jake Hurrell	OL	6-3	235	Jr.	Saint Peters, Mo.	Francis Howell North
87	Jordan Harold	DL	6-2	245	So.	St. Louis, Mo.	McCluer North
88	Nate Howard	DL	6-4	235	Fr.	St. Louis, Mo.	Watkins
89	Tyler Hanneke	DL	6-4	250	Jr.	St. Charles, Mo.	West
89	Brian Kurz	TE	6-4	230	So.	Vandalia, Mo.	Van-Far
90	Harold Brantley	DL	6-3	280	Jr.	Hershey, Pa.	Hershey
90	Nick Coffman	PK	5-11	175	Jr.	Missouri City, Texas	Elkins
91	Turner Adams	PK	6-0	195	So.	Springfield, Mo.	Kickapoo
91	Charles Harris	DL	6-3	255	So.	Kansas City, Mo.	Lincoln Prep
93	Andrew Carr	PK	6-1	175	Fr.	Cameron, Mo.	Cameron
94	Tyrell Jacobs	DL	6-4	265	Fr.	Kenner, La.	Rummel
95	Rickey Hatley	DL	6-4	300	Jr.	Atlanta, Texas	Atlanta
96	A.J. Logan	DL	6-2	300	So.	Columbia, Mo.	Rock Bridge
97	Josh Augusta	DL	6-4	345	Jr.	Peoria, Ill.	Peroia
98	Dayton Balvanz	P	6-5	200	Jr.	Eldora, Iowa	South Hardin HS/Ellsworth CC
98	Rocel McWilliams	DL	6-2	240	RSFr.	Pensacola, Fla.	West
99	Andrew Baggett	K	6-1	215	Sr.	Lee's Summit, Mo.	North

ALPHABETICAL		
No.	Name	Pos.
7	Maty Mauk	QB
60	Connor McGovern	OL
29	DeAndre McKenzie	DB
63	Brad McNulty	OL
98	Rocel McWilliams	DL
54	Nick Monaghan	OL
6	J'Mon Moore	WR
18	Josh Moore	DL
12	Dominic Nelson	S
25	Donavin Newsom	LB
65	Tanner Owen	OL
71	Kevin Pendleton	OL
11	Aarion Penton	DB
19	Ronnell Perkins	S
39	Justin Piazza	LB
36	Isaiah Pierre	S
66	Adam Ploudre	OL
9	Eddie Printz	QB
10	Jason Reese	TE
72	Clay Rhodes	OL
45	Nick Rhone	WR
16	Thomas Richard	WR
61	Adam Roland	OL
6	Tavon Ross	S
30	Michael Scherer	LB
52	Eddie Serrano	DE
22	Anthony Sherrills	DB
21	Ian Simon	S
58	Nick Skalak	OL
8	Justin Smith	WR
28	Steven Spadarotto	WR
40	Andrew Stevens	TB
36	Morgan Steward	TB
31	Finis Stribling IV	DB
50	Jacob Trump	LB
20	Trevon Walters	TB
46	Trei Walton	DB
9	T.J. Warren	DB
81	Harley Whitehouse	OL
74	Blake Wilbers	OL
53	Christian Williams	LB
41	Faheem Williams	S
4	Ryan Williams	TB
13	Spencer Williams	DL
8	Thomas Wilson	S
14	Ray Wingo	WR
48	Roderick Winters	LB
21	Ish Witter	TB
1	Marvin Zanders	QB

PRO-NUN-SEE-AY-SHUN GUIDE

PLAYERS PLAY - urz

Alec ABELN ABE - linn
Franklin AGBASIMERE..... ag - BAZZ - uh - meer
Dayton BALVANZ BAL - vanz
Eric BEISEL BUY - zul
DeSEAN Blair..... duh - SHAWN
Evan BOEHM BAY - m
Joey BURKETT BURK - it
Taylor CHAPPELL CHAP - ul
Logan CHEADLE CHEE - dull
MALIK CUELLAR..... muh - LEEK / KWAY - lar
Keyon DILOSA dih - LOW - suh
MARQUISE DOHERTY ...mar - KEECE / DOE - ur - tee
Clayton ECHARD ECK - urd
Cory FATONY fuh - TOE - nee
RICHAUD Floyd rish - ODD
FERROD Gardner fuh - ROD
Tyler HANNEKE HAN - uh - kee
Jake HURRELL HURL

Zane JACOBY juh - COE - bee
Eric LAURENT lore - RENT
MATY MAUK MATT - ee / MOCK
ROCEL McWilliams ROCK - cell
J'MON Moore JAY - mon
AARION Penton AIR - ee - on
RONNELL Perkins ron - NELL
Adam PLOUDRE PLUE - dray
Thomas RICHARD rish - ARD
TAVON Ross TAY - von
Michael SCHERER SHEER
Eddie SERRANO suh - RON - oh
IAN Simon EEE - un
Nick SKALAK SKAL - uk
FINIS STRIBLING FINE - iss / STRIH - bling
TREVON Walters TRAY - von

COACHES KOE - chuz

Gary PINKEL PINK - ul
Barry ODOM OWE - dum
Craig KULIGOWSKI kool - ih - GOW - skee

HOMETOWNS HOHM TOWNZ

Fortuna FORE-tuna
Kearney CAR-knee
Olathe OH-lay-thuh
Suwanee sue-WHA-knee
Leland LEE-lund
Clute rhymes with flute

STADIUM STAY-dee-um

Faurot FUH-roe



MIZZOU

DEPTH CHART

As of
Sept. 28,
2015



OFFENSE

LT	60	Connor McGovern	6-4	305	Sr.	3L
	70	Malik Cuellar	6-5	300	Jr.	
LG	63	Brad McNulty	6-4	305	Sr.	3L -OR-
	57	Alec Abeln	6-3	290	So.	
C	77	Evan Boehm	6-3	310	Sr.	3L
	56	Sam Bailey	6-5	280	RSFr.	
RG	73	Mitch Hall	6-5	310	Sr.	2L
	71	Kevin Pendleton	6-4	315	RSFr.	
RT	62	Taylor Chappell	6-5	305	RSSr.	1L
	64	Paul Adams	6-6	290	RSFr.	
TE	82	Clayton Echard	6-5	260	Sr.	2L -OR-
	10	Jason Reese	6-5	250	So.	1L
QB	11	Kendall Blanton	6-6	250	RSFr.	
	7	Maty Mauk	6-0	195	Jr.	2L
TB	3	Drew Lock	6-4	205	Fr.	
	9	Eddie Printz	6-3	205	So.	-OR-
X	1	Marvin Zanders	6-1	185	RSFr.	
	32	Russell Hansbrough	5-9	195	Sr.	3L
H	21	Ish Witter	5-10	190	So.	1L
	35	Tyler Hunt	5-11	210	Sr.	2L
Z	39	Chase Abbington	6-2	215	RSSo.	
	6	J'Mon Moore	6-3	190	So.	1L
H	41	Eric Laurent	6-2	215	Jr.	
	15	Keyon Dilosa	6-3	200	RSFr.	
Z	2	Nate Brown	6-3	205	So.	1L
	14	Ray Wingo	5-11	180	RSFr.	
Z	33	Cam Hilton	6-0	180	Fr.	
	18	Wesley Leftwich	6-1	205	Sr.	1L
Z	84	Emanuel Hall	6-3	200	Fr.	
	16	Thomas Richard	6-1	190	RSFr.	

DEFENSE

DE	56	Walter Brady	6-3	255	RSFr.	
	16	Marcell Frazier	6-5	265	RSSo.	
DT	79	Terry Beckner, Jr.	6-4	300	Fr.	
	96	A.J. Logan	6-2	310	So.	
NG	18	Josh Moore	6-5	280	Fr.	
	97	Josh Augusta	6-4	345	Jr.	2L
DE	95	Rickey Hatley	6-4	300	Jr.	2L
	91	Charles Harris	6-3	255	So.	1L
W	88	Nate Howard	6-4	240	Fr.	
	13	Spencer Williams	6-3	245	RSFr.	
M	10	Kentrell Brothers	6-1	235	Sr.	3L
	34	Joey Burkett	6-2	210	So.	1L
S	30	Michael Scherer	6-3	230	Jr.	2L
	4	Brandon Lee	6-2	220	RSFr.	
CB	25	Donavin Newsom	6-2	230	Jr.	2L
	40	Clarence Green	6-0	220	Sr.	2L
CB	24	Terez Hall	6-2	215	Fr.	
	7	Kenya Dennis	5-11	200	Sr.	1L
SS	5	John Gibson	6-0	190	Jr.	2L
	11	Aarion Penton	5-10	190	Jr.	2L
FS	28	Logan Cheadle	5-10	180	So.	1L
	1	Anthony Hines	6-1	190	So.	
FS	22	Anthony Sherrills	6-0	190	So.	1L
	8	Thomas Wilson	5-10	190	So.	1L
FS	21	Ian Simon	6-0	195	Sr.	3L
	3	Cortland Browning	6-1	205	RSSr.	
FS	6	Tavon Ross	6-0	200	RSFr.	

SPECIAL TEAMS

PK	99	Andrew Baggett	6-1	215	Sr.	3L
	90	Nick Coffman	5-11	175	Jr.	
H	9	Eddie Printz	6-3	205	So.	
	41	Eric Laurent	6-2	215	Jr.	
LS	86	Jake Hurrell	6-3	235	Jr.	2L
	54	Nick Monaghan	6-2	245	Sr.	
KO	26	Corey Fatony	5-11	185	Fr.	-OR-
	99	Andrew Baggett	6-1	215	Sr.	3L
KR	5	John Gibson	6-0	190	Jr.	2L
	31	Finis Stribling IV	5-11	175	RSFr.	
KR	14	Ray Wingo	5-11	180	RSFr.	

P	26	Corey Fatony	5-11	185	Fr.	
	98	Dayton Balvanz	6-5	200	JR.	
PR	11	Aarion Penton	5-10	190	Jr.	2L -OR-
	33	Cam Hilston	6-1	180	Fr.	

INJURY REPORT

20	Trevon Walters (TB)	5-10	200	RSFr.	OUT
17	DeSean Blair (WR)	6-3	190	RSFr.	OUT
90	Harold Brantley (DT)	6-3	280	Jr.	OUT-season
55	Nate Crawford (RT)	6-5	310	So.	OUT
80	Sean Culkin (TE)	6-6	245	Jr.	OUT
36	Morgan Steward (RB)	6-0	210	Jr.	OUT-season
10	Kentrell Brothers (WLB)	6-1	235	Sr.	Quest.



2015 Mizzou Tiger Football
MIZZOU Combined Team Statistics (as of Sep 27, 2015)
All games



Date	Opponent	Score	Att.
Sep 05, 2015	SOUTHEAST MISSOURI	W 34-3	64670
Sep 12, 2015	at Arkansas State	W 27-20	29143
Sep 19, 2015	UCONN	W 9-6	70079
* Sep 26, 2015	at Kentucky	L 13-21	58008

Record:	Overall	Home	Away	Neutral
All games	3-1	2-0	1-1	0-0
Conference	0-1	0-0	0-1	0-0
Non-Conference	3-0	2-0	1-0	0-0

Rushing	gp-gs	att	gain	loss	net	avg	td	lg	avg/g
Witter, Ish	4-1	53	214	27	187	3.5	0	27	46.8
Mauk, Maty	4-4	36	179	34	145	4.0	1	24	36.2
Hansbrough, Russell	3-3	13	51	2	49	3.8	0	20	16.3
Hunt, Tyler	4-0	10	32	0	32	3.2	0	11	8.0
Abbingtion, Chase	3-0	4	19	1	18	4.5	0	12	6.0
Steward, Morgan	3-0	10	21	3	18	1.8	0	6	6.0
Total	4	134	527	93	434	3.2	1	27	108.5
Opponents	4	158	578	143	435	2.8	2	19	108.8

Passing	gp-gs	effic	comp-att-int	pct	yds	td	lg	avg/g
Mauk, Maty	4-4	112.49	57-110-4	51.8	654	6	51	163.5
Lock, Drew	4-0	140.80	15-25-1	60.0	225	1	78	56.2
Total	4	117.73	72-135-5	53.3	879	7	78	219.8
Opponents	4	111.53	65-107-4	60.7	585	4	35	146.2

Receiving	gp-gs	no.	yds	avg	td	lg	avg/g
Moore, J'Mon	4-4	13	154	11.8	2	27	38.5
Culkin, Sean	4-4	12	101	8.4	1	21	25.2
Brown, Nate	4-4	11	159	14.5	2	25	39.8
Witter, Ish	4-1	7	46	6.6	0	20	11.5
Leftwich, Wesley	3-3	6	88	14.7	1	32	29.3
Dilosa, Keyon	3-1	6	49	8.2	0	16	16.3
Hunt, Tyler	4-0	4	166	41.5	1	78	41.5
Reese, Jason	4-0	4	45	11.2	0	21	11.2
Wingo, R.	4-0	3	23	7.7	0	13	5.8
Hall, Emanuel	3-0	2	12	6.0	0	9	4.0
Blair, D.	2-0	1	21	21.0	0	21	10.5
Hansbrough, Russell	3-3	1	7	7.0	0	7	2.3
Laurent, Eric	3-0	1	4	4.0	0	4	1.3
Richard, Thomas	3-0	1	4	4.0	0	4	1.3
Total	4	72	879	12.2	7	78	219.8
Opponents	4	65	585	9.0	4	35	146.2

Field Goals	fg	pct.	01-19	20-29	30-39	40-49	50-99	lg	blk
Baggett, Andrew	6-7	85.7	0-0	2-2	3-3	1-2	0-0	41	0

Scoring	td	fg	kick	PAT rush	rcv	pass	dxp	saf	pts
Baggett, Andrew	-	6-7	9-9	-	-	-	-	-	27
Moore, J'Mon	2	-	-	-	-	-	-	-	12
Brown, Nate	2	-	-	-	-	-	-	-	12
Leftwich, Wesley	1	-	-	-	-	-	-	-	6
Hunt, Tyler	1	-	-	-	-	-	-	-	6
Penton, Aarion	1	-	-	-	-	-	-	-	6
Culkin, Sean	1	-	-	-	-	-	-	-	6
Mauk, Maty	1	-	-	-	-	-	-	-	6
Green, Clarence	-	-	-	-	-	-	-	1	2
Total	9	6-7	9-9	-	-	-	-	1	83
Opponents	6	3-4	5-6	-	-	-	-	-	50

Score by Quarters	1st	2nd	3rd	4th	OT	Total
MIZZOU	26	10	34	13	0	83
Opponents	6	27	7	10	0	50

Team Statistics	MU	OPP
FIRST DOWNS	78	57
Rushing	27	30
Passing	38	23
Penalty	13	4
RUSHING YARDAGE	434	435
Rushing Attempts	134	158
Average Per Rush	3.2	2.8
Average Per Game	108.5	108.8
TDs Rushing	1	2
PASSING YARDAGE	879	585
Comp-Att-Int	72-135-5	65-107-4
Average Per Pass	6.5	5.5
Average Per Catch	12.2	9.0
Average Per Game	219.8	146.2
TDs Passing	7	4
TOTAL OFFENSE	1313	1020
Average Per Play	4.9	3.8
Average Per Game	328.2	255.0
KICK RETURNS: #-Yards	11-176	9-259
PUNT RETURNS: #-Yards	12-91	6-22
INT RETURNS: #-Yards	4-94	5-83
FUMBLES-LOST	6-1	8-2
PENALTIES-Yards	21-189	33-359
PUNTS-AVG	24-43.9	32-38.9
TIME OF POSSESSION/Game	28:42	31:18
3RD-DOWN Conversions	21/57	21/62
4TH-DOWN Conversions	1/4	2/4

Interceptions	no.	yds	avg	td	lg
Brothers, Kentrell	2	9	4.5	0	9
Gibson, John	1	35	35.0	0	35
Sherrills, Anthony	1	50	50.0	0	50

Punting	no.	yds	avg	lg	tb	fc	i20	50+	blk
Fatony, Corey	24	1053	43.9	60	3	10	11	8	0

Punt Returns	no.	yds	avg	td	lg
Penton, Aarion	9	82	9.1	1	41
Ross, Tavon	1	-5	-5.0	0	0
Green, Clarence	1	8	8.0	0	0
Brothers, Kentrell	1	6	6.0	0	0
Total	12	91	7.6	1	41
Opponents	6	22	3.7	0	10

Kick Returns	no.	yds	avg	td	lg
Sherrills, Anthony	8	142	17.8	0	21
Gibson, John	1	9	9.0	0	9
Penton, Aarion	1	12	12.0	0	12
Hilton, Cam	1	13	13.0	0	13
Total	11	176	16.0	0	21
Opponents	9	259	28.8	0	48

All Purpose	g	rush	rcv	pr	kr	ir	total	avg/g
Witter, Ish	4	187	46	0	0	0	233	58.2
Hunt, Tyler	4	32	166	0	0	0	198	49.5
Sherrills, Anthony	4	0	0	0	142	50	192	48.0
Brown, Nate	4	0	159	0	0	0	159	39.8
Moore, J'Mon	4	0	154	0	0	0	154	38.5
Total	4	434	879	91	176	94	1674	418.5
Opponents	4	435	585	22	259	83	1384	346.0

Total Offense	g	plays	rush	pass	total	avg/g
Mauk, Maty	4	146	145	654	799	199.8
Lock, Drew	4	28	-9	225	216	54.0
Witter, Ish	4	53	187	0	187	46.8
Hansbrough, Russell	3	13	49	0	49	16.3
Hunt, Tyler	4	10	32	0	32	8.0
Total	4	269	434	879	1313	328.2
Opponents	4	265	435	585	1020	255.0

##	Defensive Leaders	gp-gs	ua	Tackles a tot	tfl/yds	Sacks no-yds	Pass defense int-yds brup	Fumbles qbh rcv-yds	blkd ff kick	saf
----	-------------------	-------	----	------------------	---------	-----------------	------------------------------	------------------------	-----------------	-----



2015 Mizzou Tiger Football
MIZZOU Game Results (as of Sep 27, 2015)
All games



Date	Opponent		Score	Overall	Conference	Time	Attend
Sep 05, 2015	SOUTHEAST MISSOURI	W	34-3	1-0	0-0	3:23	64670
Sep 12, 2015	at Arkansas State	W	27-20	2-0	0-0	3:25	29143
Sep 19, 2015	UCONN	W	9-6	3-0	0-0	3:03	70079
* Sep 26, 2015	at Kentucky	L	13-21	3-1	0-1	3:16	58008



2015 Mizzou Tiger Football
MIZZOU Overall Team Statistics (as of Sep 27, 2015)
All games



Team Statistics	MU	OPP
SCORING	83	50
Points Per Game	20.8	12.5
Points Off Turnovers	260	488
FIRST DOWNS	78	57
Rushing	27	30
Passing	38	23
Penalty	13	4
RUSHING YARDAGE	434	435
Yards gained rushing	527	578
Yards lost rushing	93	143
Rushing Attempts	134	158
Average Per Rush	3.2	2.8
Average Per Game	108.5	108.8
TDs Rushing	1	2
PASSING YARDAGE	879	585
Comp-Att-Int	72-135-5	65-107-4
Average Per Pass	6.5	5.5
Average Per Catch	12.2	9.0
Average Per Game	219.8	146.2
TDs Passing	7	4
TOTAL OFFENSE	1313	1020
Total Plays	269	265
Average Per Play	4.9	3.8
Average Per Game	328.2	255.0
KICK RETURNS: #-Yards	11-176	9-259
PUNT RETURNS: #-Yards	12-91	6-22
INT RETURNS: #-Yards	4-94	5-83
KICK RETURN AVERAGE	16.0	28.8
PUNT RETURN AVERAGE	7.6	3.7
INT RETURN AVERAGE	23.5	16.6
FUMBLES-LOST	6-1	8-2
PENALTIES-Yards	21-189	33-359
Average Per Game	47.2	89.8
PUNTS-Yards	24-1053	32-1246
Average Per Punt	43.9	38.9
Net punt average	40.5	36.1
KICKOFFS-Yards	19-1211	13-810
Average Per Kick	63.7	62.3
Net kick average	38.3	44.9
TIME OF POSSESSION/Game	28:42	31:18
3RD-DOWN Conversions	21/57	21/62
3rd-Down Pct	37%	34%
4TH-DOWN Conversions	1/4	2/4
4th-Down Pct	25%	50%
SACKS BY-Yards	9-46	7-40
MISC YARDS	0	0
TOUCHDOWNS SCORED	9	6
FIELD GOALS-ATTEMPTS	6-7	3-4
ON-SIDE KICKS	0-0	0-1
RED-ZONE SCORES	(7-8) 88%	(9-9) 100%
RED-ZONE TOUCHDOWNS	(3-8) 38%	(6-9) 67%
PAT-ATTEMPTS	(9-9) 100%	(5-6) 83%
ATTENDANCE	134749	87151
Games/Avg Per Game	2/67374	2/43576
Neutral Site Games		0/0

Score by Quarters	1st	2nd	3rd	4th	OT	Total
MIZZOU	26	10	34	13	0	83
Opponents	6	27	7	10	0	50



2015 Mizzou Tiger Football
MIZZOU Overall Individual Statistics (as of Sep 27, 2015)
All games



Rushing	gp-gs	att	gain	loss	net	avg	td	lg	avg/g
Witter, Ish	4-1	53	214	27	187	3.5	0	27	46.8
Mauk, Maty	4-4	36	179	34	145	4.0	1	24	36.2
Hansbrough, Russell	3-3	13	51	2	49	3.8	0	20	16.3
Hunt, Tyler	4-0	10	32	0	32	3.2	0	11	8.0
Abbingtion, Chase	3-0	4	19	1	18	4.5	0	12	6.0
Steward, Morgan	3-0	10	21	3	18	1.8	0	6	6.0
Team	3-0	5	0	6	-6	-1.2	0	0	-2.0
Lock, Drew	4-0	3	11	20	-9	-3.0	0	11	-2.2
Total	4	134	527	93	434	3.2	1	27	108.5
Opponents	4	158	578	143	435	2.8	2	19	108.8

Passing	gp-gs	effic	comp-att-int	pct	yds	td	lg	avg/g
Mauk, Maty	4-4	112.49	57-110-4	51.8	654	6	51	163.5
Lock, Drew	4-0	140.80	15-25-1	60.0	225	1	78	56.2
Total	4	117.73	72-135-5	53.3	879	7	78	219.8
Opponents	4	111.53	65-107-4	60.7	585	4	35	146.2

Receiving	gp-gs	no.	yds	avg	td	lg	avg/g
Moore, J'Mon	4-4	13	154	11.8	2	27	38.5
Culkin, Sean	4-4	12	101	8.4	1	21	25.2
Brown, Nate	4-4	11	159	14.5	2	25	39.8
Witter, Ish	4-1	7	46	6.6	0	20	11.5
Leftwich, Wesley	3-3	6	88	14.7	1	32	29.3
Dilosa, Keyon	3-1	6	49	8.2	0	16	16.3
Hunt, Tyler	4-0	4	166	41.5	1	78	41.5
Reese, Jason	4-0	4	45	11.2	0	21	11.2
Wingo, R.	4-0	3	23	7.7	0	13	5.8
Hall, Emanuel	3-0	2	12	6.0	0	9	4.0
Blair, D.	2-0	1	21	21.0	0	21	10.5
Hansbrough, Russell	3-3	1	7	7.0	0	7	2.3
Laurent, Eric	3-0	1	4	4.0	0	4	1.3
Richard, Thomas	3-0	1	4	4.0	0	4	1.3
Total	4	72	879	12.2	7	78	219.8
Opponents	4	65	585	9.0	4	35	146.2

Punt Returns	no.	yds	avg	td	lg
Penton, Aarion	9	82	9.1	1	41
Green, Clarence	1	8	8.0	0	0
Ross, Tavon	1	-5	-5.0	0	0
Brothers, Kentrell	1	6	6.0	0	0
Total	12	91	7.6	1	41
Opponents	6	22	3.7	0	10

Interceptions	no.	yds	avg	td	lg
Brothers, Kentrell	2	9	4.5	0	9
Gibson, John	1	35	35.0	0	35
Sherrils, Anthony	1	50	50.0	0	50
Total	4	94	23.5	0	50
Opponents	5	83	16.6	0	45

Kick Returns	no.	yds	avg	td	lg
Sherrils, Anthony	8	142	17.8	0	21
Penton, Aarion	1	12	12.0	0	12
Hilton, Cam	1	13	13.0	0	13
Gibson, John	1	9	9.0	0	9
Total	11	176	16.0	0	21
Opponents	9	259	28.8	0	48

Fumble Returns	no.	yds	avg	td	lg
Total	0	0	0.0	0	0
Opponents	0	0	0.0	0	0



2015 Mizzou Tiger Football
MIZZOU Overall Individual Statistics (as of Sep 27, 2015)
All games



Scoring	td	fg	PAT				dxp	saf	pts
			kick	rush	rcv	pass			
Baggett, Andrew	-	6-7	9-9	-	-	-	-	-	27
Moore, J'Mon	2	-	-	-	-	-	-	-	12
Brown, Nate	2	-	-	-	-	-	-	-	12
Hunt, Tyler	1	-	-	-	-	-	-	-	6
Culkin, Sean	1	-	-	-	-	-	-	-	6
Penton, Aarion	1	-	-	-	-	-	-	-	6
Leftwich, Wesley	1	-	-	-	-	-	-	-	6
Mauk, Maty	1	-	-	-	-	-	-	-	6
Green, Clarence	-	-	-	-	-	-	-	1	2
Total	9	6-7	9-9	-	-	-	-	1	83
Opponents	6	3-4	5-6	-	-	-	-	-	50

Total Offense	g	plays	rush	pass	total	avg/g
Mauk, Maty	4	146	145	654	799	199.8
Lock, Drew	4	28	-9	225	216	54.0
Witter, Ish	4	53	187	0	187	46.8
Hansbrough, Russell	3	13	49	0	49	16.3
Hunt, Tyler	4	10	32	0	32	8.0
Steward, Morgan	3	10	18	0	18	6.0
Abbingtion, Chase	3	4	18	0	18	6.0
Team	3	5	-6	0	-6	-2.0
Total	4	269	434	879	1313	328.2
Opponents	4	265	435	585	1020	255.0

Field Goals	fg	pct.	01-19	20-29	30-39	40-49	50-99	lg	blk
Baggett, Andrew	6-7	85.7	0-0	2-2	3-3	1-2	0-0	41	0

FG Sequence	MIZZOU	Opponents
Southeast Missouri	(39),(23)	(35)
Arkansas State	(30),(41)	(20),(40)
UConn	40	49
Kentucky	(39),(24)	-

Punting	no.	yds	avg	lg	tb	fc	i20	50+	blk
Fatony, Corey	24	1053	43.9	60	3	10	11	8	0
Total	24	1053	43.9	60	3	10	11	8	0
Opponents	32	1246	38.9	60	0	7	12	8	2

Kickoffs	no.	yds	avg	tb	ob	retn	net	ydln
Fatony, Corey	19	1211	63.7	9	1			
Total	19	1211	63.7	9	1	28.8	38.3	26
Opponents	13	810	62.3	2	0	16.0	44.9	20

Numbers in (parentheses) indicate field goal was made.



2015 Mizzou Tiger Football
MIZZOU Overall Individual Statistics (as of Sep 27, 2015)
All games



All Purpose	g	rush	rcv	pr	kr	ir	total	avg/g
Witter, Ish	4	187	46	0	0	0	233	58.2
Hunt, Tyler	4	32	166	0	0	0	198	49.5
Sherrils, Anthon	4	0	0	0	142	50	192	48.0
Brown, Nate	4	0	159	0	0	0	159	39.8
Moore, J'Mon	4	0	154	0	0	0	154	38.5
Mauk, Maty	4	145	0	0	0	0	145	36.2
Culkin, Sean	4	0	101	0	0	0	101	25.2
Penton, Aarion	4	0	0	82	12	0	94	23.5
Leftwich, Wesley	3	0	88	0	0	0	88	29.3
Hansbrough, Ru	3	49	7	0	0	0	56	18.7
Dilosa, Keyon	3	0	49	0	0	0	49	16.3
Reese, Jason	4	0	45	0	0	0	45	11.2
Gibson, John	4	0	0	0	9	35	44	11.0
Wingo, R.	4	0	23	0	0	0	23	5.8
Blair, D.	2	0	21	0	0	0	21	10.5
Abbingtion, Chas	3	18	0	0	0	0	18	6.0
Steward, Morga	3	18	0	0	0	0	18	6.0
Brothers, Kentrel	4	0	0	6	0	9	15	3.8
Hilton, Cam	4	0	0	0	13	0	13	3.2
Hall, Emanuel	3	0	12	0	0	0	12	4.0
Green, Clarence	4	0	0	8	0	0	8	2.0
Laurent, Eric	3	0	4	0	0	0	4	1.3
Richard, Thoma	3	0	4	0	0	0	4	1.3
Ross, Tavon	2	0	0	-5	0	0	-5	-2.5
Team	3	-6	0	0	0	0	-6	-2.0
Lock, Drew	4	-9	0	0	0	0	-9	-2.2
Total	4	434	879	91	176	94	1674	418.5
Opponents	4	435	585	22	259	83	1384	346.0



2015 Mizzou Tiger Football
MIZZOU Overall Defensive Statistics (as of Sep 27, 2015)
All games



##	Defensive Leaders	gp-gs	Tackles				Sacks no-yds	Pass defense			Fumbles		blkd	
			ua	a	tot	tfl/yds		int-yds	brup	qbh	rcv-yds	ff	kick	saf
1X	Brothers, Kentrell	4-4	26	26	52	3.0-8	.	2-9	1	.	.	.	2	.
30	Scherer, Michael	4-4	11	13	24	4.0-9	.	.	1
91	Harris, Charles	4-4	12	7	19	9.5-34	3.0-18	.	.	3	.	1	.	.
25	Newsom, Donavin	4-4	12	7	19	3.0-16	1.0-9	.	1
1Y	Penton, Aarion	4-4	11	8	19	1.5-6	.	.	2	1	.	1	.	.
22	Sherrills, Anthony	4-4	13	4	17	1.0-1	.	1-50	.	.	1-0	1	.	.
40	Green, Clarence	4-0	8	8	16	0.5-1	1	1
7X	Dennis, Kenya	4-4	12	1	13	1.0-10	1.0-10	.	1
12	Simon, Ian	4-4	9	3	12	.	.	.	2	.	1-0	.	.	.
56	Brady, Walter	4-1	6	4	10	5.5-21	3.0-12	.	.	2
79	Beckner, Terry	4-1	3	6	9	3.0-9	.	.	1
34	Burkett, Joey	4-0	4	4	8
95	Hatley, Rickey	4-3	2	6	8	1.5-3	.	.	.	1
5	Gibson, John	4-0	4	2	6	.	.	1-35	1
97	Augusta, Josh	4-4	4	2	6	2.0-5	.	.	1
3X	Browning, Cortland	3-0	3	2	5
6Y	Frazier, Marcell	4-3	3	2	5	2.5-12	.	.	.	2
28	Cheadle, Logan	4-0	1	4	5
96	Logan, A.J.	4-0	1	3	4	1.0-4	1	.	.
8X	Wilson, Thomas	4-0	3	1	4	0.5-1
88	Howard, Nate	4-0	2	2	4	1.5-6
6X	Ross, Tavon	2-0	1	1	2
8Y	Moore, Josh	3-0	1	.	1
4	Lee, Brandon	3-0	.	1	1	.	.	.	1
16	Richard, Thomas	3-0	1	.	1
5Y	Jones, Grant	3-0	.	1	1
24	Hall, Terez	4-0	1	.	1
80	Culkin, Sean	4-4	1	.	1
6Z	Fatony, Corey	4-0	1	.	1
TM	Team	3-0	1	.	1	.	1.0-0	.	.	1
3	Lock, Drew	4-0	1	.	1
21	Witter, Ish	4-1	1	.	1
Total		4	159	118	277	41-146	9-46	4-94	12	10	2-0	4	3	1
Opponents		4	136	124	260	30-85	7-40	5-83	20	11	1-0	2	.	.



2015 Mizzou Tiger Football
MIZZOU Team Game-by-Game (as of Sep 27, 2015)
All games



TEAM STATISTICS

Date	Opponent	Rushing				Receiving				Passing				Kick Returns				Punt Returns				tot off
		no.	yds	td	lg	no.	yds	td	lg	cmp-att-int	yds	td	lg	no.	yds	td	lg	no.	yds	td	lg	
Sep 05	SOUTHEAST MISSOURI	33	98	0	20	18	319	3	78	18-32-1	319	3	78	1	19	0	19	5	72	1	41	417
Sep 12	at Arkansas State	34	140	0	27	16	148	3	32	16-37-3	148	3	32	3	55	0	21	2	10	0	12	288
Sep 19	UCONN	34	85	1	13	20	185	0	51	20-31-1	185	0	51	3	44	0	19	3	3	0	0	270
Sep 26	at Kentucky	33	111	0	14	18	227	1	28	18-35-0	227	1	28	4	58	0	19	2	6	0	5	338
MIZZOU		134	434	1	27	72	879	7	78	72-135-5	879	7	78	11	176	0	21	12	91	1	41	1313
		158	435	2	19	65	585	4	35	65-107-4	585	4	35	9	259	0	48	6	22	0	10	1020

Games played: 4

Avg per rush: 3.2

Avg per catch: 12.2

Pass efficiency: 117.73

Kick ret avg: 16.0

Punt ret avg: 7.6

All purpose avg/game: 418.5

Total offense avg/gm: 328.2

Date	Opponent	Tackles				Sacks no-yds	Fumble		Pass Defense			blkd kick	PAT Attempts			off		
		ua	a	total	tfl-yds		ff	fr-yds	int-yds	qbh	brup		kick	rush	rcv	saf	t/o	pts
Sep 05	SOUTHEAST MISSOURI	40	38	78	10.0-39	2.0-10	1	1-0	0-0	4	2	1	4-4	0	0	0	0	34
Sep 12	at Arkansas State	51	20	71	15.0-60	2.0-17	0	0-0	3-44	2	3	0	3-3	0	0	0	260	27
Sep 19	UCONN	37	14	51	9.0-26	3.0-11	2	1-0	1-50	4	5	2	1-1	0	0	1	0	9
Sep 26	at Kentucky	31	46	77	7.0-21	2.0-11	1	0-0	0-0	0	2	0	1-1	0	0	0	0	13
MIZZOU		159	118	277	41.0-146	9.0-49	4	2-0	4-94	10	12	3	9-9	0	0	1	260	83
		136	124	260	30.0-85	7.0-40	2	1-0	5-83	11	20	0	5-6	0	0	0	488	50

		Punting									Field Goals			Kickoffs				
Date	Opponent	no.	yds	avg	long	blkd	tb	fc	50+	i20	md-att	long	blkd	no.	yds	avg	tb	ob
Sep 05	SOUTHEAST MISSOURI	6	275	45.8	54	0	0	3	2	2	2-2	39	0	7	450	64.3	3	1
Sep 12	at Arkansas State	6	299	49.8	60	0	1	2	4	2	2-2	41	0	6	386	64.3	3	0
Sep 19	UCONN	6	235	39.2	51	0	2	2	1	2	0-1	0	0	2	130	65.0	2	0
Sep 26	at Kentucky	6	244	40.7	55	0	0	3	1	5	2-2	39	0	4	245	61.2	1	0
MIZZOU		24	1053	43.9	60	0	3	10	8	11	6-7	41	0	19	1211	63.7	9	1
		32	1246	38.9	60	2	0	7	8	12	3-4	40	0	13	810	62.3	2	0



2015 Mizzou Tiger Football
MIZZOU Opponent Game-by-Game (as of Sep 27, 2015)
All games



OPPONENT STATISTICS

Date	Opponent	Rushing				Receiving				Passing				Kick Returns				Punt Returns				tot off
		no.	yds	td	lg	no.	yds	td	lg	cmp-att-int	yds	td	lg	no.	yds	td	lg	no.	yds	td	lg	
Sep 05	SOUTHEAST MISSOURI	42	145	0	19	12	56	0	21	12-22-0	56	0	21	3	72	0	37	3	11	0	10	201
Sep 12	at Arkansas State	45	93	0	19	14	124	2	23	14-30-3	124	2	23	3	105	0	40	2	2	0	2	217
Sep 19	UCONN	33	77	1	14	17	156	0	29	17-28-1	156	0	29	0	0	0	0	0	0	0	0	233
Sep 26	at Kentucky	38	120	1	17	22	249	2	35	22-27-0	249	2	35	3	82	0	48	1	9	0	9	369
Opponents		158	435	2	19	65	585	4	35	65-107-4	585	4	35	9	259	0	48	6	22	0	10	1020
		134	434	1	27	72	879	7	78	72-135-5	879	7	78	11	176	0	21	12	91	1	41	1313

Games played: 4

Avg per rush: 2.8

Avg per catch: 9.0

Pass efficiency: 111.53

Kick ret avg: 28.8

Punt ret avg: 3.7

All purpose avg/game: 346.0

Total offense avg/gm: 255.0

		Tackles				Sacks	Fumble		Pass Defense			blkd	PAT Attempts			off			
Date	Opponent	ua	a	total	tfl-yds	no-yds	ff	fr-yds	int-yds	qbh	brup	kick	kick	rush	rcv	saf	t/o	pts	
Sep 05	SOUTHEAST MISSOURI	35	26	61	8.0-17	3.0-10	0	0-0	1-2	0	4	0	0-0	0	0	0	0	0	3
Sep 12	at Arkansas State	33	24	57	8.0-24	1.0-9	1	0-0	3-64	8	6	0	2-2	0	0	0	338	20	
Sep 19	UCONN	38	34	72	10.0-23	1.0-2	1	1-0	1-17	0	3	0	0-1	0	0	0	150	6	
Sep 26	at Kentucky	30	40	70	4.0-21	2.0-19	0	0-0	0-0	3	7	0	3-3	0	0	0	0	21	
Opponents		136	124	260	30.0-85	7.0-40	2	1-0	5-83	11	20	0	5-6	0	0	0	488	50	
		159	118	277	41.0-146	9.0-49	4	2-0	4-94	10	12	3	9-9	0	0	1	260	83	

		Punting									Field Goals			Kickoffs				
Date	Opponent	no.	yds	avg	long	blkd	tb	fc	50+	i20	md-att	long	blkd	no.	yds	avg	tb	ob
Sep 05	SOUTHEAST MISSOURI	12	520	43.3	60	1	0	2	5	6	1-1	35	0	2	130	65.0	1	0
Sep 12	at Arkansas State	8	320	40.0	55	0	0	2	1	4	2-2	40	0	4	251	62.8	1	0
Sep 19	UCONN	7	192	27.4	40	1	0	2	0	0	0-1	0	0	3	183	61.0	0	0
Sep 26	at Kentucky	5	214	42.8	51	0	0	1	2	2	0-0	0	0	4	246	61.5	0	0
Opponents		32	1246	38.9	60	2	0	7	8	12	3-4	40	0	13	810	62.3	2	0
		24	1053	43.9	60	0	3	10	8	11	6-7	41	0	19	1211	63.7	9	1



2015 Mizzou Tiger Football
MIZZOU Game Superlatives (as of Sep 27, 2015)
All games



INDIVIDUAL GAME HIGHS

Rushes	17	Witter, Ish vs UConn (Sep 19, 2015)
Yards Rushing	75	Mauk, Maty at Arkansas State (Sep 12, 2015)
TD Rushes	1	Mauk, Maty vs UConn (Sep 19, 2015)
Long Rush	27	Witter, Ish at Arkansas State (Sep 12, 2015)
Pass attempts	36	Mauk, Maty at Arkansas State (Sep 12, 2015)
Pass completions	16	Mauk, Maty at Arkansas State (Sep 12, 2015)
Yards Passing	181	Mauk, Maty vs Southeast Missouri (Sep 05, 2015)
TD Passes	3	Mauk, Maty at Arkansas State (Sep 12, 2015)
Long Pass	78	Lock, Drew vs Southeast Missouri (Sep 05, 2015)
Receptions	6	Moore, J'Mon vs UConn (Sep 19, 2015)
Yards Receiving	78	Hunt, Tyler vs Southeast Missouri (Sep 05, 2015)
TD Receptions	1	Brown, Nate vs Southeast Missouri (Sep 05, 2015)
	1	Moore, J'Mon vs Southeast Missouri (Sep 05, 2015)
	1	Hunt, Tyler vs Southeast Missouri (Sep 05, 2015)
	1	Culkin, Sean at Arkansas State (Sep 12, 2015)
	1	Brown, Nate at Arkansas State (Sep 12, 2015)
	1	Leftwich, Wesley at Arkansas State (Sep 12, 2015)
	1	Moore, J'Mon at Kentucky (Sep 26, 2015)
Long Reception	78	Hunt, Tyler vs Southeast Missouri (Sep 05, 2015)
Field Goals	2	Baggett, Andrew vs Southeast Missouri (Sep 05, 2015)
	2	Baggett, Andrew at Arkansas State (Sep 12, 2015)
	2	Baggett, Andrew at Kentucky (Sep 26, 2015)
Long Field Goal	41	Baggett, Andrew at Arkansas State (Sep 12, 2015)
Punts	6	Fatony, Corey vs Southeast Missouri (Sep 05, 2015)
	6	Fatony, Corey at Arkansas State (Sep 12, 2015)
	6	Fatony, Corey vs UConn (Sep 19, 2015)
	6	Fatony, Corey at Kentucky (Sep 26, 2015)
Punting Avg	49.8	Fatony, Corey at Arkansas State (Sep 12, 2015)
Long Punt	60	Fatony, Corey at Arkansas State (Sep 12, 2015)
Punts inside 20	5	Fatony, Corey at Kentucky (Sep 26, 2015)
Long Punt Return	41	Penton, Aarion vs Southeast Missouri (Sep 05, 2015)
Long Kickoff Return	21	Sherrills, Anthony at Arkansas State (Sep 12, 2015)
Tackles	16	Brothers, Kentrell vs Southeast Missouri (Sep 05, 2015)
	16	Brothers, Kentrell at Arkansas State (Sep 12, 2015)
Sacks	2.0	Harris, Charles at Arkansas State (Sep 12, 2015)
	2.0	Brady, Walter vs UConn (Sep 19, 2015)
Tackles For Loss	4.5	Harris, Charles at Arkansas State (Sep 12, 2015)
Interceptions	2	Brothers, Kentrell at Arkansas State (Sep 12, 2015)



2015 Mizzou Tiger Football
MIZZOU Game Superlatives (as of Sep 27, 2015)
All games



TEAM GAME HIGHS

Rushes	34	at Arkansas State (Sep 12, 2015)
	34	vs UConn (Sep 19, 2015)
Yards Rushing	140	at Arkansas State (Sep 12, 2015)
Yards Per Rush	4.1	at Arkansas State (Sep 12, 2015)
TD Rushes	1	vs UConn (Sep 19, 2015)
Pass attempts	37	at Arkansas State (Sep 12, 2015)
Pass completions	20	vs UConn (Sep 19, 2015)
Yards Passing	319	vs Southeast Missouri (Sep 05, 2015)
Yards Per Pass	10.0	vs Southeast Missouri (Sep 05, 2015)
TD Passes	3	vs Southeast Missouri (Sep 05, 2015)
	3	at Arkansas State (Sep 12, 2015)
Total Plays	71	at Arkansas State (Sep 12, 2015)
Total Offense	417	vs Southeast Missouri (Sep 05, 2015)
Yards Per Play	6.4	vs Southeast Missouri (Sep 05, 2015)
Points	34	vs Southeast Missouri (Sep 05, 2015)
Sacks By	3	vs UConn (Sep 19, 2015)
First Downs	24	at Kentucky (Sep 26, 2015)
Penalties	9	at Arkansas State (Sep 12, 2015)
Penalty Yards	75	at Arkansas State (Sep 12, 2015)
Turnovers	3	at Arkansas State (Sep 12, 2015)
Interceptions By	3	at Arkansas State (Sep 12, 2015)
Punts	6	vs Southeast Missouri (Sep 05, 2015)
	6	at Arkansas State (Sep 12, 2015)
	6	vs UConn (Sep 19, 2015)
	6	at Kentucky (Sep 26, 2015)
Punting Avg	49.8	at Arkansas State (Sep 12, 2015)
Long Punt	60	at Arkansas State (Sep 12, 2015)
Punts inside 20	5	at Kentucky (Sep 26, 2015)
Long Punt Return	41	vs Southeast Missouri (Sep 05, 2015)



2015 Mizzou Tiger Football
MIZZOU Game Superlatives (as of Sep 27, 2015)
All games



OPPONENT INDIVIDUAL GAME HIGHS

Rushes	18	JACKSON, D., vs Southeast Missouri (Sep 05, 2015)
Yards Rushing	69	BENDER, Tay, vs Southeast Missouri (Sep 05, 2015)
TD Rushes	1	JOHNSON, Ron, vs UConn (Sep 19, 2015)
	1	Patrick Towles, at Kentucky (Sep 26, 2015)
Long Rush	19	JACKSON, D., vs Southeast Missouri (Sep 05, 2015)
	19	Gordon, Michael, at Arkansas State (Sep 12, 2015)
Pass attempts	27	Patrick Towles, at Kentucky (Sep 26, 2015)
Pass completions	22	Patrick Towles, at Kentucky (Sep 26, 2015)
Yards Passing	249	Patrick Towles, at Kentucky (Sep 26, 2015)
TD Passes	2	Knighten, Fredi, at Arkansas State (Sep 12, 2015)
	2	Patrick Towles, at Kentucky (Sep 26, 2015)
Long Pass	35	Patrick Towles, at Kentucky (Sep 26, 2015)
Receptions	8	McKissic, J.D., at Arkansas State (Sep 12, 2015)
Yards Receiving	119	Garrett Johnson, at Kentucky (Sep 26, 2015)
TD Receptions	2	Houston, Tres, at Arkansas State (Sep 12, 2015)
Long Reception	35	Garrett Johnson, at Kentucky (Sep 26, 2015)
Field Goals	1	McCRUM, Ryan, vs Southeast Missouri (Sep 05, 2015)
	1	White, Drew, at Arkansas State (Sep 12, 2015)
	1	Houston, J.D., at Arkansas State (Sep 12, 2015)
Long Field Goal	40	White, Drew, at Arkansas State (Sep 12, 2015)
Punts	10	KNIGHT, Alex, vs Southeast Missouri (Sep 05, 2015)
Punting Avg	49.7	KNIGHT, Alex, vs Southeast Missouri (Sep 05, 2015)
Long Punt	60	KNIGHT, Alex, vs Southeast Missouri (Sep 05, 2015)
Punts inside 20	6	KNIGHT, Alex, vs Southeast Missouri (Sep 05, 2015)
Long Punt Return	10	MANNE, Tyler, vs Southeast Missouri (Sep 05, 2015)
Long Kickoff Return	48	Sihlem King, at Kentucky (Sep 26, 2015)
Tackles	12	Lain, Khari, at Arkansas State (Sep 12, 2015)
Sacks	1.0	KINZER, Josh, vs Southeast Missouri (Sep 05, 2015)
	1.0	WILSON, Byron, vs Southeast Missouri (Sep 05, 2015)
	1.0	POPOVICH, John, vs Southeast Missouri (Sep 05, 2015)
	1.0	Rolland-Jones, at Arkansas State (Sep 12, 2015)
	1.0	Denzil Ware, at Kentucky (Sep 26, 2015)
Tackles For Loss	2.0	MEREDITH, Chad, vs Southeast Missouri (Sep 05, 2015)
	2.0	Lain, Khari, at Arkansas State (Sep 12, 2015)
	2.0	Mondie, Robert, at Arkansas State (Sep 12, 2015)
	2.0	STAPLETON, Cam., vs UConn (Sep 19, 2015)
	2.0	Denzil Ware, at Kentucky (Sep 26, 2015)
Interceptions	1	MOORE, Eriq, vs Southeast Missouri (Sep 05, 2015)
	1	Hayes, Rocky, at Arkansas State (Sep 12, 2015)
	1	Sentimore, Bo, at Arkansas State (Sep 12, 2015)
	1	Humes, Chris, at Arkansas State (Sep 12, 2015)
	1	WILLIAMS, Jhav., vs UConn (Sep 19, 2015)

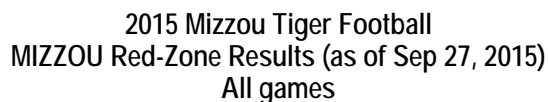


2015 Mizzou Tiger Football
MIZZOU Game Superlatives (as of Sep 27, 2015)
All games



OPPONENT TEAM GAME HIGHS

Rushes	45	at Arkansas State (Sep 12, 2015)
Yards Rushing	145	vs Southeast Missouri (Sep 05, 2015)
Yards Per Rush	3.5	vs Southeast Missouri (Sep 05, 2015)
TD Rushes	1	vs UConn (Sep 19, 2015)
	1	at Kentucky (Sep 26, 2015)
Pass attempts	30	at Arkansas State (Sep 12, 2015)
Pass completions	22	at Kentucky (Sep 26, 2015)
Yards Passing	249	at Kentucky (Sep 26, 2015)
Yards Per Pass	9.2	at Kentucky (Sep 26, 2015)
TD Passes	2	at Arkansas State (Sep 12, 2015)
	2	at Kentucky (Sep 26, 2015)
Total Plays	75	at Arkansas State (Sep 12, 2015)
Total Offense	369	at Kentucky (Sep 26, 2015)
Yards Per Play	5.7	at Kentucky (Sep 26, 2015)
Points	21	at Kentucky (Sep 26, 2015)
Sacks By	3	vs Southeast Missouri (Sep 05, 2015)
First Downs	18	at Arkansas State (Sep 12, 2015)
	18	at Kentucky (Sep 26, 2015)
Penalties	10	vs Southeast Missouri (Sep 05, 2015)
Penalty Yards	103	vs Southeast Missouri (Sep 05, 2015)
Turnovers	3	at Arkansas State (Sep 12, 2015)
Interceptions By	3	at Arkansas State (Sep 12, 2015)
Punts	12	vs Southeast Missouri (Sep 05, 2015)
Punting Avg	43.3	vs Southeast Missouri (Sep 05, 2015)
Long Punt	60	vs Southeast Missouri (Sep 05, 2015)
Punts inside 20	6	vs Southeast Missouri (Sep 05, 2015)
Long Punt Return	10	vs Southeast Missouri (Sep 05, 2015)



MIZZOU Inside Opponent Red-Zone

				Times In RZ	Times Scored	Total Pts	TDs	Rush TDs	Pass TDs	FGs Made	Failed to score inside RZ					
Date	Opponent	Score									FGA	Down	Int	Fumb	Half	Game
Sep 05, 2015	SOUTHEAST MISSOURI	W 34-3		2	2	6	0	0	0	2	0	0	0	0	0	0
Sep 12, 2015	at Arkansas State	W 27-20		2	2	10	1	0	1	1	0	0	0	0	0	0
Sep 19, 2015	UCONN	W 9-6		2	1	7	1	1	0	0	0	1	0	0	0	0
Sep 26, 2015	at Kentucky	L 13-21		2	2	10	1	0	1	1	0	0	0	0	0	0
Totals				8	7	33	3	1	2	4	0	1	0	0	0	0
7 of 8 (87.5%)																

Opponents Inside MIZZOU Red-Zone

				Times	Times	Total		Rush	Pass	FGs	Failed to score inside RZ					
Date	Opponent	Score		In RZ	Scored	Pts	TDs	TDs	TDs	Made	FGA	Down	Int	Fumb	Half	Game
Sep 05, 2015	SOUTHEAST MISSOURI	W 34-3		1	1	3	0	0	0	1	0	0	0	0	0	0
Sep 12, 2015	at Arkansas State	W 27-20		4	4	20	2	0	2	2	0	0	0	0	0	0
Sep 19, 2015	UCONN	W 9-6		1	1	6	1	1	0	0	0	0	0	0	0	0
Sep 26, 2015	at Kentucky	L 13-21		3	3	21	3	1	2	0	0	0	0	0	0	0
Totals				9	9	50	6	2	4	3	0	0	0	0	0	0
9 of 9 (100.0%)																



2015 Mizzou Tiger Football
MIZZOU By-Quarter Statistics (as of Sep 27, 2015)
All games



3rd-Down Conversions

Date	Opponent	Score	Overall	1st Qtr	2nd Qtr	3rd Qtr	4th Qtr	Overtime
Sep 05, 2015	SOUTHEAST MISSOURI	W 34-3	5-13 38.5	2-3 66.7	1-4 25.0	0-2 0.0	2-4 50.0	
Sep 12, 2015	at Arkansas State	W 27-20	5-15 33.3	2-4 50.0	0-2 0.0	2-4 50.0	1-5 20.0	
Sep 19, 2015	UCONN	W 9-6	5-15 33.3	1-4 25.0	1-4 25.0	3-4 75.0	0-3 0.0	
Sep 26, 2015	at Kentucky	L 13-21	6-14 42.9	2-3 66.7	1-3 33.3	2-5 40.0	1-3 33.3	
	MIZZOU		21-57 36.8	7-14 50.0	3-13 23.1	7-15 46.7	4-15 26.7	0-0 0.0
	Opponents		21-62 33.9	3-13 23.1	13-23 56.5	1-11 9.1	4-15 26.7	0-0 0.0

4th-Down Conversions

Date	Opponent	Score	Overall	1st Qtr	2nd Qtr	3rd Qtr	4th Qtr	Overtime
Sep 05, 2015	SOUTHEAST MISSOURI	W 34-3	0-1 0.0	0-0 0.0	0-0 0.0	0-0 0.0	0-1 0.0	
Sep 12, 2015	at Arkansas State	W 27-20	0-0 0.0	0-0 0.0	0-0 0.0	0-0 0.0	0-0 0.0	
Sep 19, 2015	UCONN	W 9-6	1-3 33.3	0-0 0.0	0-0 0.0	1-1 100.0	0-2 0.0	
Sep 26, 2015	at Kentucky	L 13-21	0-0 0.0	0-0 0.0	0-0 0.0	0-0 0.0	0-0 0.0	
	MIZZOU		1-4 25.0	0-0 0.0	0-0 0.0	1-1 100.0	0-3 0.0	0-0 0.0
	Opponents		2-4 50.0	0-0 0.0	2-3 66.7	0-0 0.0	0-1 0.0	0-0 0.0

Time of Possession

Date	Opponent	Score	Overall	1st Qtr	2nd Qtr	3rd Qtr	4th Qtr	Overtime
Sep 05, 2015	SOUTHEAST MISSOURI	W 34-3	28:07	7:05	5:17	8:21	7:24	
Sep 12, 2015	at Arkansas State	W 27-20	28:00	7:21	5:00	8:00	7:39	
Sep 19, 2015	UCONN	W 9-6	29:42	7:58	6:25	8:30	6:49	
Sep 26, 2015	at Kentucky	L 13-21	28:58	8:58	5:21	8:18	6:21	
	MIZZOU	Total	114:47	31:22	22:03	33:09	28:13	0:00
		Avg.	28:41	7:50	5:30	8:17	7:03	0:00
	Opponents	Total	125:13	28:38	37:57	26:51	31:47	0:00
		Avg.	31:18	7:09	9:29	6:42	7:56	0:00



2015 Mizzou Tiger Football
MIZZOU Games Played (as of Sep 27, 2015)
All games



##	PLAYER	GP-GS	SEMO	ASU	UConn	UK
39	Abbingtion, Chas	3/-	XXX	...	XXX	XXX
57	Abeln, Alec	3/2	START	START	XXX	...
64	Adams, Paul	1/-	XXX
97	Augusta, Josh	4/4	START	START	START	START
99	Baggett, Andrew	4/-	XXX	XXX	XXX	XXX
79	Beckner, Terry	4/1	XXX	XXX	XXX	START
38	Beisel, Eric	4/-	XXX	XXX	XXX	XXX
13	Berkstresser, C	3/-	XXX	...	XXX	XXX
17	Blair, DeSean	2/-	XXX	XXX
11	Blanton, Kendal	2/-	...	XXX	...	XXX
77	Boehm, Evan	4/4	START	START	START	START
6D	Brady, Walter	4/1	XXX	XXX	XXX	START
26	Brents, Jake	1/-	XXX
1X	Brothers, Kentr	4/4	START	START	START	START
2	Brown, Nate	4/4	START	START	START	START
3X	Browning, Cortl	3/-	...	XXX	XXX	XXX
34	Burkett, Joey	4/-	XXX	XXX	XXX	XXX
62	Chappell, Taylo	4/2	XXX	XXX	START	START
28	Cheadle, Logan	4/-	XXX	XXX	XXX	XXX
55	Crawford, Nate	4/4	START	START	START	START
70	Cuellar, Malik	4/-	XXX	XXX	XXX	XXX
80	Culkin, Sean	4/4	START	START	START	START
7X	Dennis, Kenya	4/4	START	START	START	START
15	Dilosa, Keyon	3/1	START	XXX	...	XXX
82	Echard, Clayton	4/-	XXX	XXX	XXX	XXX
6Z	Fatony, Corey	4/-	XXX	XXX	XXX	XXX
6Y	Frazier, Marcel	4/3	START	START	START	XXX
5X	Gibson, John	4/-	XXX	XXX	XXX	XXX
40	Green, Clarence	4/-	XXX	XXX	XXX	XXX
84	Hall, Emanuel	3/-	XXX	...	XXX	XXX
73	Hall, Mitch	4/4	START	START	START	START
24	Hall, Terez	4/-	XXX	XXX	XXX	XXX
32	Hansbrough, Rus	3/3	START	START	...	START
91	Harris, Charles	4/4	START	START	START	START
95	Hatley, Rickey	4/3	START	START	START	XXX
33	Hilton, Cam	4/-	XXX	XXX	XXX	XXX
1D	Hines, Anthony	1/-	XXX	...
88	Howard, Nate	4/-	XXX	XXX	XXX	XXX
35	Hunt, Tyler	4/-	XXX	XXX	XXX	XXX
86	Hurell, Jake	3/-	XXX	XXX	XXX	...
5Y	Jones, Grant	3/-	XXX	XXX	XXX	...
41	Laurent, Eric	3/-	XXX	XXX	XXX	...
4X	Lee, Brandon	3/-	XXX	XXX	XXX	...
18	Leftwich, Wesle	3/3	...	START	START	START
3	Lock, Drew	4/-	XXX	XXX	XXX	XXX
96	Logan, A.J.	4/-	XXX	XXX	XXX	XXX
7	Mauk, Maty	4/4	START	START	START	START



2015 Mizzou Tiger Football
MIZZOU Games Played (as of Sep 27, 2015)
All games



##	PLAYER	GP-GS	SEMO	ASU	UCONN	UK
60	McGovern, Conno	4/4	START	START	START	START
63	McNulty, Brad	4/-	XXX	XXX	XXX	XXX
6	Moore, J'Mon	4/4	START	START	START	START
8Y	Moore, Josh	3/-	XXX	XXX	XXX	...
25	Newsom, Donavin	4/4	START	START	START	START
71	Pendleton, Kevi	1/-	XXX
1Y	Penton, Aarion	4/4	START	START	START	START
9	Printz, Eddie	3/-	XXX	XXX	XXX	...
10	Reese, Jason	4/-	XXX	XXX	XXX	XXX
16	Richard, Thomas	3/-	XXX	XXX	...	XXX
6X	Ross, Tavon	2/-	XXX	...	XXX	...
30	Scherer, Michae	4/4	START	START	START	START
22	Sherrils, Antho	4/4	START	START	START	START
1Z	Simon, Ian	4/4	START	START	START	START
36	Steward, Morgan	3/-	XXX	XXX	XXX	...
31	Stribling, Fini	2/-	XXX	XXX
20	Walters, Trevon	1/-	XXX
8X	Wilson, Thomas	4/-	XXX	XXX	XXX	XXX
14	Wingo, Ray	4/-	XXX	XXX	XXX	XXX
21	Witter, Ish	4/1	XXX	XXX	START	XXX



2015 Mizzou Tiger Football
MIZZOU Total Tackles Game-by-Game (as of Sep 27, 2015)
All games



Total Tackles	UA-A	Total	SEMO	ASU	UCONN	UK
Brothers, Kentr LB	26-26	52	8-8	10-6	6-4	2-8
Scherer, Michae LB	11-13	24	1-2	6-4	1-1	3-6
Harris, Charles DE	12-7	19	2-2	5-1	3-0	2-4
Newsom, Donavin LB	12-7	19	2-4	4-1	0-1	6-1
Penton, Aarion CB	11-8	19	4-3	1-1	3-2	3-2
Sherrils, Antho	13-4	17	2-1	6-0	3-0	2-3
Green, Clarence LB	8-8	16	3-2	1-0	1-1	3-5
Dennis, Kenya CB	12-1	13	4-0	1-0	5-0	2-1
Simon, Ian	9-3	12	3-1	4-1	2-1	-
Brady, Walter DL	6-4	10	1-0	2-0	2-0	1-4
Beckner, Terry DL	3-6	9	0-4	-	2-0	1-2
Hatley, Rickey DT	2-6	8	0-3	1-1	1-2	-
Burkett, Joey LB	4-4	8	3-3	1-0	-	0-1
Augusta, Josh DT	4-2	6	-	1-1	2-0	1-1
Gibson, John CB	4-2	6	1-0	1-1	-	2-1
Cheadle, Logan CB	1-4	5	-	-	0-2	1-2
Browning, Cortl	3-2	5	DNP	2-0	-	1-2
Frazier, Marcel DL	3-2	5	-	2-1	1-0	0-1
Logan, A.J. DT	1-3	4	0-1	-	1-0	0-2
Howard, Nate	2-2	4	1-1	0-1	1-0	-
Wilson, Thomas	3-1	4	1-0	0-1	1-0	1-0
Ross, Tavon DB	1-1	2	1-1	DNP	-	DNP
Richard, Thomas	1-0	1	1-0	-	DNP	-
Moore, Josh DL	1-0	1	-	-	1-0	DNP
Lock, Drew	1-0	1	-	1-0	-	-
Lee, Brandon LB	0-1	1	0-1	-	-	DNP
Jones, Grant LB	0-1	1	0-1	-	-	DNP
Team	1-0	1	1-0	-	-	-
Witter, Ish	1-0	1	-	1-0	-	-
Hall, Terez LB	1-0	1	1-0	-	-	-
Culkin, Sean	1-0	1	-	-	1-0	-
Fatony, Corey	1-0	1	-	1-0	-	-



2015 Mizzou Tiger Football
MIZZOU Passing Game-by-Game (as of Sep 27, 2015)
All games



#7 Mauk, Maty	Comp	Att	Int	Pct	Yards	TD	Long	Sacked	Effic
Southeast Missouri	12	22	1	54.5	181	2	27	2-5	144.56
Arkansas State	16	36	2	44.4	148	3	32	1-9	95.37
UConn	14	22	1	63.6	145	0	51	1-2	109.91
Kentucky	15	30	0	50.0	180	1	28	1-4	111.40
TOTALS	57	110	4	51.8	654	6	51	5-20	112.49

#3 Lock, Drew	Comp	Att	Int	Pct	Yards	TD	Long	Sacked	Effic
Southeast Missouri	6	10	0	60.0	138	1	78	1-5	208.92
Arkansas State	0	1	1	0.0	0	0	0	0-0	-200.00
UConn	6	9	0	66.7	40	0	11	0-0	104.00
Kentucky	3	5	0	60.0	47	0	28	1-15	138.96
TOTALS	15	25	1	60.0	225	1	78	2-20	140.80



2015 Mizzou Tiger Football
MIZZOU Rushing/Receiving Game-by-Game (as of Sep 27, 2015)
All games



RUSHING	No-Yds/TD	SEMO	ASU	UCONN	UK
Witter, Ish	53-187/0	13-33/0	12-50/0	17-54/0	11-50/0
Mauk, Maty QB	36-145/1	6-8/0	10-75/0	9-13/1	11-49/0
Hansbrough, Rus TB	13-49/0	2-23/0	5-15/0	DNP	6-11/0
Hunt, Tyler TB	10-32/0	5-20/0	2-4/0	1-2/0	2-6/0
Abbingtion, Chas TB	4-18/0	1-5/0	DNP	2-14/0	1--1/0
Steward, Morgan TB	10-18/0	5-14/0	2-0/0	3-4/0	DNP
Team	5--6/0	-	3--4/0	2--2/0	DNP
Lock, Drew QB	3--9/0	1--5/0	-	-	2--4/0

RECEIVING	No-Yds/TD	SEMO	ASU	UCONN	UK
Hunt, Tyler TB	4-166/1	1-78/1	-	1-51/0	2-37/0
Brown, Nate WR	11-159/2	3-69/1	4-46/1	2-10/0	2-34/0
Moore, J'Mon WR	13-154/2	3-74/1	2-17/0	6-39/0	2-24/1
Culkin, Sean TE	12-101/1	3-29/0	5-46/1	3-22/0	1-4/0
Leftwich, Wesle WR	6-88/1	DNP	1-32/1	2-12/0	3-44/0
Dilosa, Keyon WR	6-49/0	3-25/0	-	DNP	3-24/0
Witter, Ish	7-46/0	1-5/0	3-10/0	3-31/0	-
Reese, Jason TE	4-45/0	1-5/0	-	-	3-40/0
Wingo, Ray	3-23/0	-	1--3/0	1-13/0	1-13/0
Blair, DeSean WR	1-21/0	1-21/0	-	DNP	DNP
Hall, Emanuel WR	2-12/0	1-9/0	DNP	1-3/0	-
Hansbrough, Rus TB	1-7/0	-	-	DNP	1-7/0
Richard, Thomas WR	1-4/0	1-4/0	-	DNP	-
Laurent, Eric WR	1-4/0	-	-	1-4/0	DNP



2015 Mizzou Tiger Football
MIZZOU Return Stats Game-by-Game (as of Sep 27, 2015)
All games



PUNT RETURNS	No-Yds	SEMO	ASU	UConn	UK
Penton, Aarion	9-82	4-66	2-10	1-0	2-6
Green, Clarence	1-8	-	-	1-8	-
Brothers, Kentr	1-6	1-6	-	-	-
Ross, Tavon	1--5	-	DNP	1--5	DNP

KICK RETURNS	No-Yds	SEMO	ASU	UConn	UK
Sherrills, Antho	8-142	1-19	3-55	1-19	3-49
Hilton, Cam	1-13	-	-	1-13	-
Penton, Aarion	1-12	-	-	1-12	-
Gibson, John	1-9	-	-	-	1-9

INT. RETURNS	No-Yds	SEMO	ASU	UConn	UK
Brothers, Kentr	2-9	-	2-9	-	-
Sherrills, Antho	1-50	-	-	1-50	-
Gibson, John	1-35	-	1-35	-	-

FUMBLE RETURNS	No-Yds	SEMO	ASU	UConn	UK
----------------	--------	------	-----	-------	----



2015 Mizzou Tiger Football
MIZZOU Sacks Game-by-Game (as of Sep 27, 2015)
All games



SACKS	UA-A	Total	SEMO	ASU	UConn	UK
Harris, Charles DE	3-0	3.0	-	2.0-17	1.0-1	-
Brady, Walter DL	3-0	3.0	-	-	2.0-10	1.0-2
Newsom, Donavin LB	1-0	1.0	-	-	-	1.0-9
Dennis, Kenya CB	1-0	1.0	1.0-10	-	-	-
Team	1-0	1.0	1.0-0	-	-	-



2015 Mizzou Tiger Football
MIZZOU Tackle For Loss Game-by-Game (as of Sep 27, 2015)
All games



TACKLES FOR LOSS	UA-A	Total	SEMO	ASU	UConn	UK
Harris, Charles DE	8-3	9.5	1.5-5	4.5-24	2.0-2	1.5-3
Brady, Walter DL	5-1	5.5	1.0-3	1.0-5	2.0-10	1.5-3
Scherer, Michae LB	2-4	4.0	0.5-0	3.0-9	-	0.5-0
Newsom, Donavin LB	3-0	3.0	-	1.0-3	-	2.0-13
Brothers, Kentr LB	1-4	3.0	1.5-5	1.5-3	-	-
Beckner, Terry DL	1-4	3.0	1.0-4	-	1.0-4	1.0-1
Frazier, Marcel DL	2-1	2.5	-	1.5-11	1.0-1	-
Augusta, Josh DT	2-0	2.0	-	-	2.0-5	-
Howard, Nate	1-1	1.5	1.5-6	-	-	-
Penton, Aarion CB	0-3	1.5	1.0-4	0.5-2	-	-
Hatley, Rickey DT	0-3	1.5	1.0-2	0.5-1	-	-
Logan, A.J. DT	1-0	1.0	-	-	1.0-4	-
Dennis, Kenya CB	1-0	1.0	1.0-10	-	-	-
Sherrills, Antho	1-0	1.0	-	1.0-1	-	-
Green, Clarence LB	0-1	0.5	-	-	-	0.5-1
Wilson, Thomas	0-1	0.5	-	0.5-1	-	-



2015 Mizzou Tiger Football
MIZZOU Fumbles Game-by-Game (as of Sep 27, 2015)
All games



FUMBLES	No-Lost	SEMO	ASU	UConn	UK
Mauk, Maty QB	3-0	-	2-0	1-0	-
Ross, Tavon	1-1	-	DNP	1-1	DNP
Hansbrough, Rus TB	1-0	-	-	DNP	1-0
Penton, Aarion	1-0	1-0	-	-	-

FUMBLES FORCED	Number	SEMO	ASU	UConn	UK
Penton, Aarion	1	-	-	-	1
Harris, Charles	1	1	-	-	-
Sherrills, Antho	1	-	-	1	-
Logan, A.J.	1	-	-	1	-

FUMBLES RECOVERED	Number	SEMO	ASU	UConn	UK
Sherrills, Antho	1	-	-	1	-
Simon, Ian	1	1	-	-	-