



BACK-TO-BACK SEC EAST CHAMPIONS // FIFTH-MOST WINS AMONG POWER 5 SINCE 2007 // #MIZZOU MADE

2015 SCHEDULE


DATE	OPPONENT	TV	SCORE/TIME (CT)
SEPT. 5	Southeast Missouri	SEC NETWORK+	W, 34-3
SEPT. 12	at Arkansas St.	ESPN3	W, 27-20
SEPT. 19	UCONN	ESPN	W, 9-6
SEPT. 26	at Kentucky	SEC Network	6:30 p.m.
OCT. 3	SOUTH CAROLINA	SEC NETWORK	11 AM
OCT. 10	FLORIDA	TBA	TBA
OCT. 17	at Georgia	TBA	TBA
OCT. 24	at Vanderbilt	TBA	TBA
OCT. 31	OPEN DATE		
NOV. 5	MISSISSIPPI ST.	ESPN	TBA
NOV. 14	BYU (in Kansas City)*	TBA	TBA
NOV. 21	TENNESSEE	TBA	TBA
Nov. 27	at Arkansas	CBS	1:30 P.M.

Bold denotes home games in Columbia, Mo., at Memorial Stadium
 All times listed are central
 * - Nov. 14 game vs. BYU will be played at Arrowhead Stadium in Kansas City, Mo., home of the NFL's Kansas City Chiefs
 • Mizzou's record at NFL stadiums under Pinkel (9-1)

GAME 4

#23/25 MIZZOU TIGERS (3-0, 0-0 SEC) vs. KENTUCKY WILDCATS (2-1, 1-1 SEC)

SATURDAY, SEPT. 26, 2015 // 6:30 PM (CT) // COMMONWEALTH STADIUM



@MizzouFootball

3-0 (0-0 SEC)

PTS/GAME	23.3
PTS ALLOWED/GAME	9.7
RUSH YDS/GAME	107.7
RUSH YDS ALLOWED/GAME	105.0
PASSING YDS/GAME	217.3
PASSING YDS ALLOWED/GAME	112.0
TOTAL OFFENSE/GAME	325.0
TOTAL OFFENSE ALLOWED/GAME	217.0
TIME OF POSSESSION	28:36
3RD DOWN	15-of-43 (35%)
RED ZONE SCORES	5-of-6


HEAD COACH.....Gary Pinkel (Kent St., '73)
 SEASON RECORD.....3-0 (15th Season)
 CAREER.....189-103-3 (25th) // 116-66 at MU
 RECORD VS. KENTUCKY.....3-0

SERIES INFORMATION

ALL-TIME SERIES Sixth Meeting
 IN COLUMBIA 2-1
 IN LEXINGTON 1-1
 NEUTRAL SITE 0-0
 LAST MEETING Mizzou - 20-10
 November 1, 2014 in Columbia

FOLLOW #MIZZOU

ON TELEVISION SEC Network
 6:30 PM
 Brent Musberger (Play-by-Play)
 Jesse Palmer (Analyst)
 Maria Taylor (Sideline)
 ON RADIO Tiger Radio Network
 Mike Kelly (Play-by-Play)
 Howard Richards (Analyst)
 Chris Gervino (Sideline)
 Sirius (81); XM (81)
 ONLINE @MizzouFootball
 MUTigers.com
 Mizzou.StatBroadcast.com

@UKFootball

2-1 (1-1 SEC)

PTS/GAME	25.0
PTS ALLOWED/GAME	23.0
RUSH YDS/GAME	166.7
RUSH YDS ALLOWED/GAME	187.3
PASSING YDS/GAME	191.7
PASSING YDS ALLOWED/GAME	193.0
TOTAL OFFENSE/GAME	358.3
TOTAL OFFENSE ALLOWED/GAME	380.3
TIME OF POSSESSION	27:37
3RD DOWN	15-of-46 (33%)
RED ZONE SCORES	9-of-9

HEAD COACH.....Mark Stoops (Iowa '89)
 SEASON RECORD.....2-1 (Third season)
 CAREER RECORD.....9-18 (Third season)
 RECORD VS. MIZZOU.....0-2

#MIZZOU Musings

- ▶ A win would...
 - Improve Mizzou's school-record road winning streak to 12 games.
 - Improve Mizzou to 4-0 all-time vs. Kentucky under head coach **Gary Pinkel**.
 - Be Mizzou's third consecutive win in SEC openers, dating back to 2013. Mizzou won at South Carolina, 21-20, last season and at Vanderbilt, 51-28, in 2013.
 - Be Mizzou's seventh consecutive SEC win, dating back to Oct. 18, 2014. It would also be Mizzou's fifth straight win over an SEC East team.
 - Give Mizzou a 4-0 start for the first time since 2013. It would be the eighth time under Pinkel that the Tigers have won their first four games.

#RoadWarriors

- ▶ As Mizzou prepares for its second road trip of the 2015 season, it is important to note that Mizzou is currently riding a school record 11-game road winning streak, dating back to Sept. 21, 2013, at Indiana. It is the third-longest streak in the nation, trailing only Ohio State and Florida State. When looking at the stats, it is easy to see why Mizzou has been so successful on the road over the last two-plus seasons. Streak notables are below:
 - ▶ Mizzou has 41 sacks over the last 11 road games and at least 1.0 sack in 10 straight
 - ▶ Mizzou has 16 interceptions and has recovered eight fumbles (24 total TOs)
 - ▶ The defense is allowing just 21.3 points per game during the streak
 - ▶ Opponents are converting third downs at just a 35.8 percent clip
 - ▶ Mizzou is averaging 37.3 points per game in the streak with just 13 turnovers
 - ▶ Mizzou has scored 24 rushing TDs during the streak - opponents have just 28 total TDs during the streak.

#MIZZOU STORYLINES

- ▶ Mizzou Football (3-0 overall), begins its SEC Eastern Division title defense Saturday evening at upstart Kentucky (2-1 overall, 1-1 in league play) at the new Commonwealth Stadium (61,000 capacity). Kickoff is set for 6:30 p.m. central time, with the game televised on the SEC Network.
- ▶ Mizzou is coming off a hard-fought 9-6 win over UConn Saturday in Columbia, as the Tigers leaned on its SEC-leading defense while getting big contributions from special teams. Mizzou blocked a punt for a safety and an extra point in the first quarter, but trailed 6-2 at half. Junior QB **Maty Mauk** engineered what proved to be the game-winning drive in the third quarter, as he scored on a keeper on a 4th-and-goal from the 1-yardline. The Tigers then turned the game over to their defense, and they came through, pitching a shutout over the final three quarters, and allowing just 233 yards of offense on the day. Sophomore safety **Anthony Sherrills** provided the game-clinching play, when he intercepted a pass in the final minute at the MU 13-yardline on a fake field goal by UConn, a fake that was blown up at the line of scrimmage by DT **Josh Augusta**.
- ▶ Kentucky is looking to rebound from a 14-9 home loss Saturday to Florida, as the Wildcat defense played well, holding the Gators to just 245 yards of offense. But Kentucky lost the turnover battle, 2-1, and was limited to three field goals of its own as the Gator defense held the Wildcats to 241 yards of offense. Kentucky already has an SEC win under its belt, as they claimed a 26-22 win at South Carolina in week two, which followed a season-opening 40-33 home win over Louisiana-Lafayette.

DEFENDING THE HARDWARE

- ▶ Mizzou is the two-time defending SEC Eastern Division champs, as Gary Pinkel's squad claimed the division in each of the last two years with identical 7-1 league records. In 2013, the Tigers were picked a distant sixth in the pre-season media poll, after an injury-riddled 2012 season (MU's first in the SEC) led to a 5-7 mark. In 2014, the pundits pegged Mizzou as the fourth-best team in the Eastern Division, only to see the Tigers defy the odds once again...
- ▶ This year, the media picked Mizzou to finish third, and MU is trying to become the first East school to win three-straight division titles since Florida won five in a row from 1992-1996.

SERIES HISTORY VS. KENTUCKY

- ▶ Mizzou holds a 3-2 lead in the all-time series with Kentucky, as the Tigers have won three straight since they joined the SEC prior to the 2012 season. Kentucky won the first two meetings back in the 1960s, twice defeating **Dan Devine**-coached Tiger teams, taking a 7-0 win in Columbia in 1965, followed by a 12-6 win in Lexington in 1968.
- ▶ The schools didn't meet on the gridiron until Mizzou joined the SEC in 2012, and the Tigers celebrated the renewed series with a 33-10 win in Columbia that year. Mizzou has claimed the last two games by scores of 48-17 in Lexington in 2013 and by a 20-10 margin in Columbia last season.

MIZZOU STARTERS

#THEBEASTIEBOYS - THE O-LINE



LT Connor **McGOVERN**

60
RS SR // 6-4 // 300 // FARGO, N.D.

GP	GS	C-GP	C-GS
3	3	40	31

- ▶ Moves to LT in 2015, taking over for 2nd round NFL Draft pick Mitch Morse
- ▶ Team went 8-2 with him at RG last season
- ▶ Two-time SEC Honor Roll member




LG Taylor **CHAPPELL**

62
RS SR // 6-5 // 305 // CANADIAN, TEXAS

GP	GS	C-GP	C-GS
3	1	20	11

- ▶ Started final 10 games of 2014 at RT with Mizzou going 8-2 in that span
- ▶ Switching to LG in 2015
- ▶ SEC Honor Roll member
- ▶ Appeared in 13 of 14 games in 2014



C Evan **BOEHM**

77
SR // 6-3 // 310 // LEE'S SUMMIT, MO.

All-SEC 3rd Team			
GP	GS	C-GP	C-GS
3	3	43	43

- ▶ Senior captain
- ▶ Has started 43 straight games, including 31 at center and 12 at LG.
- ▶ Rimington and Outland Watch List
- ▶ One of top NFL Draft prospects at C



RG Mitch **HALL**

73
RS SR // 6-5 // 310 // RUSSELLVILLE, ARK.

GP	GS	C-GP	C-GS
3	3	29	8

- ▶ Started five games at RG in 2014 and occupies the same spot in 2015
- ▶ Transfer from Ole Miss (2012)
- ▶ Valuable member of the FG/PAT protection team in 2014



RT Nate **CRAWFORD**

55
RS SO // 6-5 // 310 // PENSACOLA, FLA.

GP	GS	C-GP	C-GS
3	3	6	3

- ▶ Entering first season as a starter
- ▶ Switching from LT to RT in 2015
- ▶ Came into the program as a defensive lineman, ranking as the No. 75 DT prospect nationally by ESPN

NOTES ON THE LINE (C-GS denotes career games started, C-GP denotes career games played)

- ▶ Mizzou's O-line boasts 96 career starts with four of the five starting spots being occupied by seniors. **Evan Boehm** leads the group with 43 career starts while **Connor McGovern** has 31.
- ▶ **Evan Boehm** is just eight starts shy of breaking Mizzou's all-time school record for starts in a career.
- ▶ Average weight: 300 pound // Average height: 6-4

#PLAYMAKERS - THE BACKFIELD/SPECIALISTS



QB Maty **MAUK**

7
RS JR // 6-0 // 200 // KENTON, OHIO

All-SEC 2nd Team			
C-ATT	YDS	RA-YD	TD-INT
42-80	474	25-96	5-4

- ▶ Has thrown TD passes to 11 different WRs in his 21 starts
- ▶ 17-4 in 20 games as a starter
- ▶ 41 career TDs (4th in school history)
- ▶ TD pass in 9 of last 10 games



TB Russell **HANSBROUGH**

32
SR // 5-9 // 195 // ARLINGTON, TEXAS

All-SEC 3rd Team			
ATT-YD	AVG.	REC-YD	TDs
7-38	5-4	0-0	0

- ▶ Is approaching 2,000 career yards (has 1,946 in his career).
- ▶ Would be the 15th Tiger to go over 2,000 career rushing yards
- ▶ Ran for 1,084 yards in 2014



TB Ish **WITTER**

21
SO // 5-10 // 190 // TAMPA, FLA.

ATT-YD	AVG.	REC-YD	TDs
42-137	3.3	7-46	0

- ▶ Led the team in carries in each of the first three weeks as **Russell Hansbrough** recovers from a sprained ankle.

NOTES ON BACKFIELD

- ▶ **Maty Mauk** threw three TD passes at Arkansas State and now has 41 TD passes in his career. He moved into sole possession of fourth place in program history, passing QB Blaine Gabbert (40, 2008-10) and QB Jeff Handy (39, 1991-94). Mauk trails QB Chase Daniel (101, 2005-08), QB Brad Smith (56, 2002-05) and QB James Franklin (51, 2010-13) for the most passing TDs in Mizzou history.
- ▶ Mauk now has six career games with at least 3 TD passes in his 20 career starts after tossing for three at Arkansas State on Sept. 12.
- ▶ **Russell Hansbrough** needs just 54 rushing yards to become the seventh Mizzou running back ever under **Gary Pinkel** to rush for 2,000 career yards.

#GOINGDEEP - THE PASS CATCHERS



TE Sean **CULKIN**

80
RS JR // 6-6 // 245 // INDIAN ROCKS BEACH, FLA.

C-YDs	AVG	LNG	TD
11-97	8.8	21	1

- ▶ Reset career-highs in catches (five) and yards (46) at Arkansas State w/ second career TD.
- ▶ 3 catches for 22 yards vs. UConn last week.



X J'Mon **MOORE**

6
RS SO // 6-3 // 190 // MISSOURI CITY, TEXAS

C-YDs	AVG	LNG	TD
11-130	11-8	27	1

- ▶ Hauled in first career TD vs. SEMO - a 27-yard strike
- ▶ 2 catches (17 yds) at Ark. State.
- ▶ Team-high 6 catches for 39 yards vs. UConn last Saturday.



H Nate **BROWN**

2
SO // 6-3 // 205 // SUWANEE, GA.

C-YDs	AVG	LNG	TD
9-125	13.9	25	2

- ▶ Leads Mizzou w/ 2 TD grabs
- ▶ Second on team with nine catches
- ▶ 4 catches for 46 yards and a TD at Arkansas State.



Z Wesley **LEFTWICH**

18
RS SR // 6-1 // 205 // COLUMBIA, MO.





C-YDs	AVG	LNG	TD
3-44	14.7	32	1

- ▶ Hauled in first career TD at Arkansas State, a 32-yard strike.
- ▶ Missed week 1 with a sore knee.
- ▶ 2 catches for 12 yards vs. UConn

NOTES ON THE WIDEOUTS/TIGHT ENDS

- ▶ **J'Mon Moore**, **Wesley Leftwich** and **Nate Brown** have each hauled in their first career TDs this season.
- ▶ 13 different Tigers have caught a pass this season.
- ▶ This foursome has combined for 34 of Mizzou's 54 catches this season.

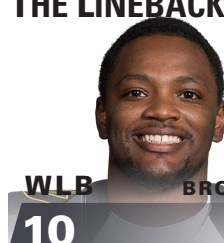


#DLINEZOU

 <p>DE 56 Walter BRADY RS FR // 6-3 // 255 // FLORENCE, ALA.</p> <table border="1"> <thead> <tr><th>TCK</th><th>TFL-S</th><th>QBH</th><th>FF</th></tr> </thead> <tbody> <tr><td>5</td><td>4.0-2.0</td><td>2</td><td>0</td></tr> </tbody> </table> <ul style="list-style-type: none"> ▶ 2.0 sacks vs. UConn last weekend ▶ 2 tackles with 1.0 TFL vs. Arkansas State ▶ Had a QBH in the week 1 win at SEMO. 	TCK	TFL-S	QBH	FF	5	4.0-2.0	2	0	 <p>DT 79 Terry BECKNER, Jr. FR // 6-4 // 300 // EAST ST. LOUIS, ILL.</p> <table border="1"> <thead> <tr><th>TCK</th><th>TFL-S</th><th>QBH</th><th>PBU</th></tr> </thead> <tbody> <tr><td>6</td><td>2.0-0</td><td>0</td><td>1</td></tr> </tbody> </table> <ul style="list-style-type: none"> ▶ Impressed in collegiate debut vs. SEMO with 4 tackles and a TFL. ▶ Had a PBU at Arkansas State ▶ 2 tackles, 1.0 TFL vs. UConn ▶ ESPN's No. 2 recruit nationally 	TCK	TFL-S	QBH	PBU	6	2.0-0	0	1	 <p>DT 97 Josh AUGUSTA JR // 6-4 // 335 // PEORIA, ILL.</p> <table border="1"> <thead> <tr><th>TCK</th><th>TFL-S</th><th>QBH</th><th>PBU</th></tr> </thead> <tbody> <tr><td>4</td><td>2.0-0</td><td>0</td><td>1</td></tr> </tbody> </table> <ul style="list-style-type: none"> ▶ Junior w/ incredibly high ceiling ▶ 2.0 TFLs in win over UConn last Saturday ▶ Nicknamed 'Juggernaut' after the comic book X-Men villain. 	TCK	TFL-S	QBH	PBU	4	2.0-0	0	1	 <p>DE 91 Charles HARRIS RS SO // 6-3 // 255 // KANSAS CITY, MO.</p> <table border="1"> <thead> <tr><th>TCK</th><th>TFL-S</th><th>QBH</th><th>FF</th></tr> </thead> <tbody> <tr><td>13</td><td>8.0-2.0</td><td>3</td><td>1</td></tr> </tbody> </table> <ul style="list-style-type: none"> ▶ Second in nation with 8.0 TFLs and leads SEC. ▶ 8 of 13 tackles on the year have been for a loss. ▶ 3 tackles (3.0 TFLs) vs. UConn. 	TCK	TFL-S	QBH	FF	13	8.0-2.0	3	1
TCK	TFL-S	QBH	FF																																
5	4.0-2.0	2	0																																
TCK	TFL-S	QBH	PBU																																
6	2.0-0	0	1																																
TCK	TFL-S	QBH	PBU																																
4	2.0-0	0	1																																
TCK	TFL-S	QBH	FF																																
13	8.0-2.0	3	1																																

NOTES ON #DLINEZOU

- ▶ Missouri has had at least nine TFLs in every game this season, highlighted by 15.0 at Arkansas State, the most TFLs in a game by a Missouri team since 2002.
- ▶ **Charles Harris** leads the SEC and is second nationally in tackles for loss as 8 of his 13 tackles have been in the backfield.
- ▶ Led by #DLineZou, Missouri is second in the nation in tackles for loss (11.33 per game), trailing only Texas A&M. Of Missouri's 34.0 total TFLs, 22.5 have come from #DLineZou





#BASHBROTHERS - THE LINEBACKERS

 <p>WLB 10 Kentrell BROTHERS RS SR // 6-1 // 235 // GUTHRIE, OKLA.</p> <p>All-SEC 2nd Team</p> <table border="1"> <thead> <tr><th>TKL</th><th>TFL-S</th><th>INT</th><th>PBU</th></tr> </thead> <tbody> <tr><td>42</td><td>3.0-0</td><td>2</td><td>1</td></tr> </tbody> </table> <ul style="list-style-type: none"> ▶ Leads the nation in tackles ▶ pair of 4th quarter INTs at Arkansas State w/ career-high 16 tackles. ▶ Has as many tackles as Missouri's next three leading tacklers combined 	TKL	TFL-S	INT	PBU	42	3.0-0	2	1	 <p>MLB 30 Michael SCHERER RS JR // 6-3 // 235 // ST. LOUIS, MO.</p> <table border="1"> <thead> <tr><th>TKL</th><th>TFL-S</th><th>FF</th><th>PBU</th></tr> </thead> <tbody> <tr><td>15</td><td>3.5-0</td><td>0</td><td>1</td></tr> </tbody> </table> <ul style="list-style-type: none"> ▶ Second on the team with 15 tackles. ▶ Third on the team with his 3.5 TFLs ▶ 2 tackles with a pass break-up vs. UConn. 	TKL	TFL-S	FF	PBU	15	3.5-0	0	1	 <p>SLB 25 Donavin NEWSOM RS JR // 6-2 // 230 // ST. LOUIS, MO.</p> <table border="1"> <thead> <tr><th>TKL</th><th>TFL-S</th><th>FF</th><th>PBU</th></tr> </thead> <tbody> <tr><td>12</td><td>1.0-0</td><td>0</td><td>1</td></tr> </tbody> </table> <ul style="list-style-type: none"> ▶ Wears No. 25 to honor the late Missouri LB Aaron O'Neal, who passed away in 2005. ▶ Had a key 4th-down PBU vs. UConn, saving a TD. 	TKL	TFL-S	FF	PBU	12	1.0-0	0	1
TKL	TFL-S	INT	PBU																							
42	3.0-0	2	1																							
TKL	TFL-S	FF	PBU																							
15	3.5-0	0	1																							
TKL	TFL-S	FF	PBU																							
12	1.0-0	0	1																							

NOTES ON THELINEBACKERS

- ▶ There hasn't been a better LB in the country better than **Kentrell Brothers** through the first three weeks of the season. He leads the nation in tackles with 42 and has 3.0 TFLs and two interceptions and two blocked kicks.
- ▶ Brothers has as many tackles (42) as Missouri's next three leading tacklers combined (Scherer, Penton, Harris). He is the first Tiger with three straight 10-tackle games since Sean Weatherspoon in 2009.
- ▶ Missouri's starting linebackers have combined for 69 of Missouri's 200 tackles this season.

#NOFLYZONE - THE SECONDARY

 <p>CB 11 Aarion PENTON JR // 5-10 // 190 // ST. LOUIS, MO.</p> <table border="1"> <thead> <tr><th>TKL</th><th>PBU</th><th>TFL</th><th>INT</th></tr> </thead> <tbody> <tr><td>14</td><td>1</td><td>1.5</td><td>0</td></tr> </tbody> </table> <ul style="list-style-type: none"> ▶ Third on the team with 14 tackles, leading all players in the secondary. ▶ 5 tackles with a PBU and QBH against UConn. 	TKL	PBU	TFL	INT	14	1	1.5	0	 <p>FS 21 Ian SIMON RS FR // 6-0 // 195 // MANSFIELD, TEXAS</p> <table border="1"> <thead> <tr><th>TKL</th><th>PBU</th><th>FR</th><th>INT</th></tr> </thead> <tbody> <tr><td>12</td><td>1</td><td>1</td><td>0</td></tr> </tbody> </table> <ul style="list-style-type: none"> ▶ Senior captain ▶ Recovered a fumble in Missouri's week 1 win over SEMO ▶ 5 tackles at Arkansas State ▶ 3 tackles w/ a PBU vs. UConn 	TKL	PBU	FR	INT	12	1	1	0	 <p>SS 22 Anthony SHERRILLS RS SO // 6-0 // 190 // KANSAS CITY, MO.</p> <table border="1"> <thead> <tr><th>TKL</th><th>PBU</th><th>TFL</th><th>INT</th></tr> </thead> <tbody> <tr><td>12</td><td>0</td><td>1.0</td><td>1</td></tr> </tbody> </table> <ul style="list-style-type: none"> ▶ Career-high six tackles and 1.0 TFL last week vs. Arkansas State. ▶ Hauled in game-clinching INT - the first of his career - with less than a minute to play vs. UConn last week. 	TKL	PBU	TFL	INT	12	0	1.0	1	 <p>CB 7 Kenya DENNIS SR // 5-11 // 200 // LELAND, MISS.</p> <table border="1"> <thead> <tr><th>TKL</th><th>PBU</th><th>TFL</th><th>INT</th></tr> </thead> <tbody> <tr><td>5</td><td>1</td><td>1.0-10</td><td>0</td></tr> </tbody> </table> <ul style="list-style-type: none"> ▶ Senior captain ▶ 61 tackles were 4th among CBs in SEC last season ▶ Second on team w/ 9 PBUs (2014) ▶ 4 tkl, 1 PBU, sack vs. SEMO 	TKL	PBU	TFL	INT	5	1	1.0-10	0
TKL	PBU	TFL	INT																																
14	1	1.5	0																																
TKL	PBU	FR	INT																																
12	1	1	0																																
TKL	PBU	TFL	INT																																
12	0	1.0	1																																
TKL	PBU	TFL	INT																																
5	1	1.0-10	0																																

NOTES ON THE SECONDARY

- ▶ Missouri is third in the nation and leads the SEC in pass defense through three weeks, allowing just 112 yards per game through the air.
- ▶ Missouri has held opponents to less than 200 yards passing in eight of the last 11 games, dating back to last season. In that span, Missouri is allowing just 169 passing yards per game.
- ▶ The 336 pass yards allowed over the first three games in 2015 is Missouri's best three-game stretch since 2004 when Missouri allowed just 284 passing yards vs. Oklahoma State, Nebraska and Kansas State.

#THEBEASTIEBOYS - THE O-LINE



LT
64
Paul ADAMS
RS FR // 6-6 // 290 // NASHVILLE, TENN.

GP	GS	C-GP	C-GS
1	0	1	0

- Two-way lineman in high school
- Chose Mizzou over Cincinnati, Mississippi State and South Florida
- HS teammates with WR Thomas Richard.

LG
57
Alec ABELN
RS SO // 6-3 // 290 // ST. LOUIS, MO.

GP	GS	C-GP	C-GS
3	3	2	2

- Started at LG before shifting to C to replace an injured Evan Boehm vs. SEMO.
- Mother, Julie, was Truman the Tiger mascot at Mizzou

C
63
Brad McNULTY
RS SR // 6-4 // 305 // ALLEN, TEXAS

GP	GS	C-GP	C-GS
2	0	36	10

- Has started 10 games in his career
- One of five seniors among the 2-deep on the line for Mizzou.

RG
71
Kevin PENDLETON
RS FR // 6-4 // 315 // LEE'S SUMMIT, MO.

GP	GS	C-GP	C-GS
1	0	1	0

- Played for Evan Boehm's father, Royce Boehm, at Lee's Summit West.
- Has a model car collection that is a very big hobby for him.

RT
70
Malik CUELLAR
JR // 6-5 // 300 // FORTUNA, CALIF.

GP	GS	C-GP	C-GS
3	0	3	0

- Junior college transfer who provides great, quality depth at the ever important LT spot.

NOTES ON THE LINE RESERVES (C-GS denotes career games started, C-GP denotes career games played)

- Average weight: 303 pounds with four of five checking in at 300 or bigger // Average height: 6-4 1/2.
- Senior **Brad McNulty** leads the group with 36 career games played and 10 starts.
- The O-Line reserves boast 43 career games played and 12 starts.

#PLAYMAKERS - THE BACKFIELD/SPECIALISTS RESERVES



QB
3
Drew LOCK
FR // 6-4 // 205 // LEE'S SUMMIT, MO.

C-ATT	YDS	RA-YD	TD-INT
12-20	178	0-0	1-1

- Elite 11 QB - Top recruit in MO
- KC Star Player of the Year
- US Army All-American
- Trent Dilfer pegged him as the second-best QB at the Elite 11 camp.

TB
35
Tyler HUNT
SR // 5-11 // 210 // HUNTSVILLE, MO.

ATT-YD	AVG.	REC-YD	TDs
8-26	3.2	2-129	1

- Has two longest pass catches by a Tiger this season (78 yards vs. SEMO, longest TD pass at Mizzou since 2013) and a 51-yard catch vs. UConn last weekend.

TB
36
Morgan STEWARD
RS JR // 6-0 // 210 // KANSAS CITY, MO.

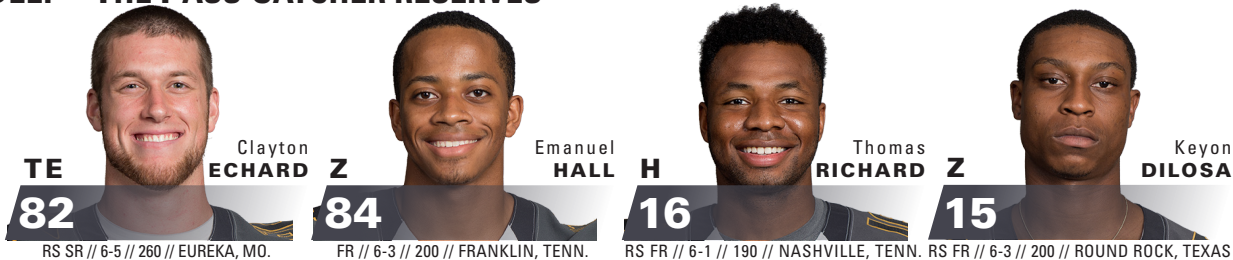
ATT-YD	AVG.	REC-YD	TDs
10-21	1.8	0-0	0

- Is back in the lineup after suffering a hip injury that threatened to take his career.
- Rushed for 84 yards on 21 attempts in 2013 before getting hurt

NOTES ON BACKFIELD RESERVES

- Mizzou's backup running backs will be key in 2015 as they will look to lighten the workload of 1,000-yard rusher **Russell Hansbrough**. **Tyler Hunt** and **Morgan Steward** have both seen game action as Tigers.
- Mizzou has not had a running back with more than 215 carries since Zack Abron in 2003, so the back-up running backs will obviously be important in the Tigers' running attack.
- True freshman **Drew Lock** enters week four as the backup to **Maty Mauk**. He went 6-for-9 with 40 yards against UConn last weekend.

#GOINGDEEP - THE PASS CATCHER RESERVES



TE
82
Clayton ECHARD
RS SR // 6-5 // 260 // EUREKA, MO.

C-YDs	AVG	LNG	TD
0-0	0.0	0	0

- Moves to No. 2 on the depth chart this week
- Brings size & versatility to TE spot
- Led team in catches in 2nd spring scrimmage

Z
84
Emanuel HALL
FR // 6-3 // 200 // FRANKLIN, TENN.

C-YDs	AVG	LNG	TD
2-12	6.0	9	0

- Had a great training camp and should see the field as a true freshman.
- Chose Mizzou over Louisville, Ole Miss, Mississippi State, Vanderbilt.

H
16
Thomas RICHARD
RS FR // 6-1 // 190 // NASHVILLE, TENN.

C-YDs	AVG	LNG	TD
1-4	4.0	4	0

- Rising receiver who impressed the coaches in the spring and fall camp.
- Had a team-high five catches for 29 yards in first scrimmage of the spring.

Z
15
Keyon DILOSA
RS FR // 6-3 // 200 // ROUND ROCK, TEXAS

C-YDs	AVG	LNG	TD
3-25	8.3	13	0


- Tied for team lead with three catches in first career start vs. SEMO
- Moved to the top of the depth chart as Wesley Leftwich was nursing a sore knee in week 1.

NOTES ON THE WIDEOUTS/TIGHT ENDS

- While young, the backup wideouts have a tremendous amount of talent and athleticism.
- TE **Clayton Echard** moved to No. 2 on the depth this week while WR **Emanuel Hall** moves to No. 2 at Z for the injured **DeSean Blair**.

MIZZOU DEFENSIVE RESERVES

#DLINEZOU




DE
16

Marcell
FRAZIER

JR // 6-5 // 265 // PORTLAND, Ore.

TCK	TFL-S	QBH	FF
4	2.5-0	2	0

- ▶ 3 tackles w/ 1.5 tackles for loss at Arkansas State.
- ▶ 1 TFL vs. UConn last Saturday.
- ▶ Rated as the 4th-best JUCO D-lineman in the nation by *Rivals.com*.



DT
96

A.J.
LOGAN

RS SO // 6-2 // 310 // COLUMBIA, MO.

TCK	TFL-S	QBH	FF
1	1.0-0	0	1

- ▶ Forced a fumble with a TFL last weekend against UConn.
- ▶ Local product out of Rock Bridge High School.



DT
95

Rickey
HATLEY

RS JR // 6-4 // 300 // ATLANTA, TEXAS

TCK	TFL-S	QBH	FF
8	1.5-0	1	0

- ▶ Had 3 tackles, 1 QBH and a TFL in the season-opener vs. SEMO.
- ▶ 2 tackles (0.5 TFL) at Ark. State.
- ▶ 3 tackles last weekend vs. UConn.



DE
88

Nate
HOWARD

FR // 6-4 // 240 // ST. LOUIS, MO.

TCK	TFL-S	QBH	FF
4	1.5-0	0	0

- ▶ Incredible motor helped him with the No. 2 job as a true freshman during camp.
- ▶ Had offers from Wisconsin, Illinois, Indiana, Iowa and Syracuse.

NOTES ON #DLINEZOU RESERVES

- ▶ The #DLineZOU reserves feature plenty of youth but tremendous upside, highlighted by true freshman **Terry Beckner, Jr.**, who was ESPN's No. 2 recruit nationally coming out of high school.
- ▶ #DLineZOU back-ups have compiled 8.5 TFLs this season.

#BASHBROTHERS - THE LINEBACKERS




WS
34

Joey
BURKETT

RS SO // 6-2 // 210 // JEFFERSON CITY, MO.

TKL	TFL-S	FF	PBU
7	0.0-0	0	0

- ▶ Had six tackles in opener vs. SEMO, third-most on team.
- ▶ 1 tackle at Arkansas State
- ▶ Went to high school 30 minutes from Columbia in Jefferson City.



MLB
4

Brandon
LEE

RS FR // 6-2 // 220 // INDIANAPOLIS, IND.

TKL	TFL-S	FF	PBU
1	0.0-0	0	1

- ▶ Incredible athlete who was rated as a four-star LB and the nation's No. 16 LB prospect by ESPN.
- ▶ Had offers from Michigan State, Oregon, Virginia Tech and Penn State.



SM
40

Clarence
GREEN

RS SR // 6-0 // 220 // CLUTE, TEXAS


TKL	TFL-S	BLK	SFTY
8	0.0-0	1	1

- ▶ 5 tackles in season-opener vs. SEMO // 1 tackle at Arkansas State
- ▶ Block punt and scored safety vs. UConn
- ▶ Leads non-starters with 8 tackles

NOTES ON THE LINEBACKER RESERVES

- ▶ Senior **Clarence Green** highlights the reserves, playing in 25 games in his career, including all 14 a season ago.
- ▶ MLB **Brandon Lee** redshirted a season ago, but is an incredible athlete who was rated as a four-star LB prospect out of high school.
- ▶ **Joey Burkett** was the state's No. 9 overall recruit out of high school.

#NOFLYZONE - THE SECONDARY RESERVES



CB
28

Logan
CHEADLE

SO // 5-10 // 180 // LEE'S SUMMIT, MO.

TKL	PBU	PD	INT
2	0	0	0

- ▶ Tallied two tackles, his first of the season, last week vs. UConn
- ▶ Cousin of actor Don Cheadle (Oceans 11, Hotel Rwanda, Iron Man 2)



FS
8

Thomas
WILSON

SO // 5-10 // 190 // SUWANEE, GA.

TKL	PBU	TFL	INT
3	0	0.5	0

- ▶ One of four true freshmen to play for Mizzou in 2014, tallying 17 tackles, 1.0 TFL and 1 pass break-up
- ▶ First Team All-State in Georgia as a HS senior.




SS
3

Cortland
BROWNING

RS SR // 6-1 // 205 // TYLER, TEXAS

TKL	PBU	PD	INT
2	0	0	0

- ▶ Missed season-opener vs. SEMO with hamstring strain.
- ▶ Healthy for Arkansas State and matched his career-high with 2 tackles



CB
5

John
GIBSON

RS JR // 6-0 // 190 // MISSOURI CITY, TEXAS

TKL	PBU	TFL	INT
3	1	0-0	1-35

- ▶ Hauled in second career INT and returned it 35 yards into the red zone to set up a TD in Mizzou's win at Arkansas State

NOTES ON THE SECONDARY

- ▶ An experienced group for secondary coaches **Cornell Ford** and **Ryan Walters**, all four secondary reserves played in at least 10 games last season.
- ▶ Both Cheadle and Wilson were true freshmen who saw game action last season - two of just four Mizzou true freshmen to play in 2014.
- ▶ **John Gibson** could factor into the return game for the Tigers in 2015.

#SPECIALISTS - KICKERS



PK
99
Andrew **BAGGETT**
RS SR // 6-1 // 215 // LEE'S SUMMIT, MO.

FG	LNG	PAT	KO
4-5	41	8-8	0-0

- ▶ 51 points shy of being Mizzou's all-time leading scorer.
- ▶ Career FG: 54-75, PATs: 150-159.



P/KO
26
Corey **FATONY**
FR // 6-0 // 185 // FRANKLIN, TENN.

P-YDS	AVG.	TB	I-20
18-809	44.9	3	6

- ▶ 47.8 yard per punt ranks 4th in the SEC and 20th nationally
- ▶ Third among freshman nationally in punting average.

NOTES ON THE KICKERS

- ▶ Senior FG kicker **Andrew Baggett** is second on Mizzou's career scoring list and should break that mark this season along with the career FG and PAT records at Mizzou.
- ▶ Freshman **Corey Fatony** won the battle for the starting punter job and also for kickoffs. He has seven punts of 50+ yards this season and six inside the 20.
- ▶ Fatony pinned UConn inside the 10 twice last weekend and did the same thing at Arkansas State the week prior.

#SPECIALISTS - RETURNERS



PR
11
Aarion **PENTON**
JR // 5-10 // 190 // ST. LOUIS, MO.

PR	YDS	AVG.	TD
7	76	10.9	1

- ▶ Had a punt return TD on a blocked pooch-punt in the third quarter vs. SEMO.
- ▶ 7th in SEC in punt return average



KR
22
Anthony **SHERRILLS**
RS SO // 6-0 // 190 // KANSAS CITY, MO.

KR	YDS	AVG.	TD
5	93	18.6	0

- ▶ In his first year returning kicks, but is one of the fastest players on the team.



KR
5
John **GIBSON**
RS JR // 6-0 // 190 // MISSOURI CITY, TEXAS

KR	YDS	AVG.	TD
0	0	0.0	0.0

- ▶ Tremendous athlete at the position - nicknamed JG by team.
- ▶ Has played in 26 games over the last two seasons
- ▶ Could factor into return game

NOTES ON THE RETURNERS

- ▶ All three players are in their first year as starting kick returners, taking over for All-American return man **Marcus Murphy**, who is now with the New Orleans Saints.
- ▶ Penton scored a punt return TD on a blocked punt last week vs. SEMO - it was the first punt blocked for a TD by Mizzou since 2003.

QUICK STRIKES...OFFENSE NOTABLES

CURRENT TIGERS VS. KENTUCKY

- ▶ Here's a quick look at some career numbers that current Tigers have put together against Kentucky over the previous three matchups:...
- PK Andrew Baggett – Career – 11-of-11 on PATs, 4-of-4 on FGs
- LB Kentrell Brothers – 2014 – 13 tackles (8 solo), 1.5 TFL, 1 QBH
- WR Nate Brown – 2014 – 3 receptions, 27 yards
- TE Sean Culkin – 2014 – 4 receptions, 30 yards
- CB Kenya Dennis – 2014 – 3 tackles, 1.5 TFLs, 4 PBU
- TB Russell Hansbrough – Career – 30 rushes, 90 yards, 3 receptions, 26 yards
- DE Charles Harris – 2014 – 3 tackles (3 solo), 1 forced fumble
- QB Maty Mauk – Career – 35-of-61, 367 yards, 7 TDs, 0 INTs, 16 rushes, 99 yards
 - o 2013 – 17-of-28 passing, 203 yards, 5 TDs, 0 INTs, 2 rushes, 24 yards
 - o 2014 – 18-of-33 passing, 164 yards, 2 TDs, 0 INTs, 14 rushes, 75 yards
- CB Aarion Penton – 2014 – 4 tackles (2 solo), 3 PBU...
- LB Michael Scherer – 2014 – 13 tackles, 1.5 TFLs...
- S Ian Simon – Career – 4 tackles, 1 QBH...

IF IT GOES TO OVERTIME

- ▶ Grab your stomach acid medication and hold on tight, as a stellar defense and a knack for playing tight games can be a recipe for overtime. If it does go overtime, Mizzou fans can rest easy, as no program in NCAA history has won more overtime games than the Tigers. Mizzou has played 16 overtime games since the rule came into effect in 1996 (2nd-most behind Tennessee's 17), and the Tigers have come out victorious an NCAA-best 11 times...
- ▶ The most OT wins in NCAA history look like this: 1. Mizzou, Tennessee (11); 3. Arkansas, Michigan, Northwestern, Syracuse, Utah (9); 8. 10 teams tied (8)...
- ▶ Here's a listing of the most OT games played in NCAA history (thru games of Sept. 19th) – 1. Tennessee (17); 2. Mizzou, Fresno State, Utah (16); 5. Northwestern, Pittsburgh, Syracuse (15); 8. 7 teams tied (14)...
- ▶ Interestingly enough, Mizzou Head Coach Gary Pinkel has the distinction of coaching in the first overtime game ever played at the FBS level. When Pinkel was skipper for Toledo, his Rockets won the MAC title and faced Nevada in the 1995 Las Vegas Bowl. For the 1995 bowl season, the current overtime rule was put into effect, and the game went to overtime, where Pinkel's Rockets claimed a 40-37 win in one extra period...
- ▶ Pinkel is 8-3 alltime at Mizzou in overtime, and he is 10-3 alltime, including a perfect 2-0 at Toledo

MEDIA PROCEDURES

MONDAY

3:30 p.m. - News Conference w/Head Coach Gary Pinkel (MATC Complex)
4 p.m. - Requested players/assistants (MATC)

TUESDAY

10-11 a.m. - Gary Pinkel phone calls (Reserved through SID)
3:30 p.m. - Practice open for first half-hour (photography permitted)

WEDNESDAY

9:30-10:30 a.m. - Gary Pinkel phone calls (Reserved through SID)
11:10 a.m. - Gary Pinkel on SEC Coaches' Weekly Teleconference

GAME CREDENTIALING

Credentials for the Mizzou 2015 home season may be requested online at www.mutigers.com. On the front page, mouse over the "Athletics" link, and click on the "Media Center" link to access the password-protected credentialing site. Password information can be obtained by contacting Kevin Fletcher (fletcherk@missouri.edu).

MIZZOU STRATEGIC COMMUNICATIONS

Mizzou Media Relations personnel assisting you with your coverage of the Mizzou Football team are Associate Athletics Director for Strategic Communications **Chad Moller** and Assistant Director of Strategic Communications **Shawn Davis**.

STAFF DIRECTORY

- Chad Moller - Associate Athletics Director
(W) 573/882-0712 (Cell) 573/268-3110
- Shawn Davis - Assistant Director
(W) 573/882-0711 (Cell) 573/882-0711
- Tyler Koonce - Assistant Director
(W) 573/884-9486 (Cell) 816/205-4500
- Ryan Bradley - Sr. Associate Athletics Director
- Kate Lakin - Associate Director
- Patrick Crawford - Assistant Director
- Andy Oldenburg - Assistant Director
- Ali Fisher - Digital Media Specialist
- RJ Layton - Associate

NUMBERS TO KNOW...

79 wins since 2007. That is tied with Ohio State, USC and Wisconsin for the fifth-most in the nation in that span (power conferences).	5 five conference division titles since 2007, the most in the nation in that span.	6 Mizzou went over 10 wins for the sixth time in program history last season. Five of those six have come under Gary Pinkel (all five since '07).
---	---	--

LAST TIME OUT...



- ▶ No. 20 Mizzou used special teams and defense as the Tigers earned a 9-6 win over UConn on Saturday afternoon at Fautro Field.
- ▶ In front of a strong "Tiger Stripe" crowd of 70,079, Mizzou (3-0) got on board first midway through the opening quarter when LB Clarence Green blocked a UConn punt out of the end zone for Mizzou's first safety off a punt since 2009 vs. Nebraska.
- ▶ On the next possession, the Huskies (2-1) took advantage of a short field to drive 35 yards in five plays to score on a 6-yard run by Ron Johnson. LB Kentrell Brothers – who continued his stellar play this season – blocked the extra point to keep it a 6-2 ballgame. It was the Tigers' first PAT block since DE Harold Brantley's at Florida last year, and it marked the last points the Huskies would score on the day.
- ▶ A game that pitted two strong defenses finally went the Tigers' way midway through the third quarter. Mizzou grinded through a 15-play, 68-yard drive that took 6:34 off the clock. RB Ish Witter notched 50 of those yards on the drive, with 28 yards on six carries to go with a key 20-yard reception from Mauk on 1st-and-25. Six plays later, Mauk rushed into the end zone from two yards out on a keeper.
- ▶ With the lead secured, the ball was once again put in the hands of the Tiger defense, who forced punts on the Huskies' next three drives before sealing the win in the final seconds. With UConn facing a 4th-and-4 from the Mizzou 25-yard line, the Huskies lined up for a field goal coming out of their final timeout. Backup QB and holder Tim Boyle dropped back to pass on a fake field goal while DT Josh Augusta pressured the QB. Boyle lofted a pass in the middle of the field that was intercepted by S Anthony Sherrills, who returned the pick 50 yards to seal the win.

LAST GAME

	9
	6
Date:	Sept. 19
Location:	Memorial Stadium Columbia, Mo.
Attendance:	70,079
Top Offensive Performer:	M. Mauk: 14-22, 145 yds 1 TD (rush)
Top Defensive Performer:	Anthony Sherrills - 3 tackles, game-winning INT, FF, FR

A LOOK AT THE OPPONENT... KENTUCKY

- ▶ Kentucky is 2-1 thus far and 1-1 at Commonwealth Stadium after falling 14-9 to Florida on Saturday. UK was limited to three field goals by K Austin MacGinnis in a game that Florida led the entire way. The Wildcats opened the season with a 40-33 victory over Louisiana-Lafayette on Sept. 5 and then won a 26-22 contest at South Carolina on Sept. 12.
- ▶ Offensively, the Wildcats are averaging 166.7 rushing yards per game. RB Stanley Williams is averaging 107.3 rushing yards per outing and 8.1 yards per carry. He has racked up 322 yards and a TD on 40 carries with a long of 75 yards. RB Jojo Kemp has added 134 yards on 24 carries (5.6 avg.).
- ▶ QB Patrick Towles has completed 45-of-87 passes for 575 yards (191.7 yards per game) with three TDs and four INTs.

STAT BREAKDOWN		
		
23.3.....	PTS / GAME.....	25.0
9.7.....	PTS ALLOWED / GAME.....	23.0
107.7.....	RUSH YDS / GAME.....	166.7
105.0.....	RUSH YDS ALLOWED / GAME.....	187.3
217.3.....	PASSING YDS / GAME.....	191.7
112.0.....	PASSING YDS ALLOWED / GAME.....	193.0
352.0.....	TOTAL OFFENSE / GAME.....	358.3
217.0.....	TOTAL OFFENSE ALLOWED / GAME.....	380.3
28:36.....	TIME OF POSSESSION.....	27:37
15:43.....	3RD DOWN.....	15:46
5.9.....	RED ZONE SCORES.....	9.9

- ▶ **LAST YEAR VS. KENTUCKY – Mizzou 20, Kentucky 10**
- ▶ For the second straight game, Maty Mauk threw a pair of touchdown passes to Bud Sasser, and the Mizzou defense kept a potent Wildcat offense in check for most of the game, as Mizzou cruised to a 20-10 win over Kentucky at Fautro Field...
- ▶ Kentucky kept things interesting at the end, as the Wildcats scored with 3:26 left to pull within 10, and then recovered the ensuing inside kick. Yet the Tiger defense held firm, and on UK's last play of the game, Shane Ray sacked Patrick Towles to break Mizzou's single-season sack record. His 12th sack broke the mark set by Aldon Smith and matched by Michael Sam...
- ▶ Mizzou had a huge advantage in time of possession in the game, owning the ball for a 34:15-to-25:45 margin, and the Tigers outgained UK by a 320-to-258 margin in total offense, thanks in large part to converting on 10-of-20 third down attempts. Kentucky was just 2-of-16 on third down tries, and 1-of-5 on fourth downs.
- ▶ **LAST TIME AT KENTUCKY – Mizzou 48, Kentucky 17 in 2013**
- ▶ Making the last of his four straight starts for the injured James Franklin, redshirt freshman QB Maty Mauk tied the MU single-game passing touchdown record by tossing for five scores on the road as the Tigers cruised to a 48-17 win in Lexington, Ky. to improve to 9-1 overall and 5-1 in SEC play on the year.
- ▶ Four of those TD strikes went to WR Dorial Green-Beckham, as Mauk ended the day 17-of-28 passing for 203 yards overall. Mizzou outgained Kentucky by a 426-to-369 margin in total offense, and used seven sacks and a fumble recovery by its defense to pull away for the win. After Kentucky opened the scoring with a field goal, the Tigers responded to the upset bid by scoring 28 straight points to take a 28-3 halftime lead...
- ▶ The Wildcat offense found its footing in the third quarter, posting a pair of long TD drives to pull to within 18 points twice, but both times, the Tiger offense responded with a scoring drive of its own to hold UK at bay. Junior TB Henry Josey put the exclamation point on the day, when he burst free for an 86-yard TD run with 10:00 minutes left in the game to account for the final score. Josey ended the day with 113 rushing yards and 2 TDs and a TD catch.

QUICK STRIKES...OFFENSE NOTABLES

INDIVIDUAL NOTES

- ▶ QB **Maty Mauk** has 41 TD passes in his career. He ranks fourth place in program history and passed QB Blaine Gabbert (40, 2008-10) and QB Jeff Handy (39, 1991-94) during the Arkansas State contest. Mauk trails QB Chase Daniel (101, 2005-08), QB Brad Smith (56, 2002-05) and QB James Franklin (51, 2010-13) for the most passing TDs in Mizzou history.
- ▶ Mauk has led Mizzou to a 17-4 record as the starting quarterback.
- ▶ Mauk's has six career 3-plus TD pass performance and the 12th multi-TD pass contests in his career.
- ▶ Dating back to Oct. 25, 2014 vs. Vanderbilt, Mauk has led Mizzou to a 9-1 record and has 16 TDs passes against eight INTs. He has rushed for 321 yards on 77 carries (4.2 avg.) with two TDs during that stretch.
- ▶ In the second half of games during his career, Mauk has passed for 19 TDs with only five INTs. In the fourth quarter alone, Mauk has thrown 10 TDs with just one pick.
- ▶ On third down during Mauk's career, he has completed 81 of 171 passes for 1,313 yards with 14 TDs. He has added 229 rushing yards on 56 3rd-down carries (4.1 avg.).
- ▶ On first down during Mauk's career, he has completed 132 of 240 passes for 1,686 yards with 18 TDs against only four INTs.
- ▶ Mauk's career TD passes by quarter – 1st (10), 2nd (12), 3rd (9), 4th (10)
- ▶ Mauk has completed 64 career passes of 20 yards or more, including 21 that have gone for TDs.
- ▶ WR **J'Mon Moore** had a career-high six receptions for 39 yards vs. UConn. He leads the team with 11 catches for 130 yards (11.8 avg.; 43.3 yards per game).
- ▶ TE **Sean Culkin** also has a team-high 11 receptions for 97 yards (8.8 avg.; 32.3 yards per game). He set career-highs with five catches for 46 yards (9.2 avg.) to go along with his second career TD reception (21 yards) at Arkansas State, the second-longest reception of his career.
- ▶ WR **Nate Brown** is averaging 41.7 receiving yards per game and 13.9 yards per catch. He has nine receptions for 125 yards with a team-leading two TDs.
- ▶ RB **Ish Witter** has established career-high rushing totals over the last two games. He had 54 yards on 17 carries (3.2 avg.) vs. UConn and 50 yards on 12 carries (4.2 avg.) at Arkansas State with a career-long 27-yard run. He also has set career-bests with three receptions in each of the last two contests.

SECOND HALF BELONGS TO MIZZOU

- ▶ Over the last 11 games (10-1) dating back to Oct. 18, 2014 vs. Florida, Mizzou has outscored opponents 286-187, including a 175-83 mark in the second half.
- ▶ This season, Mizzou is outscoring opponents in the second half, 41-3.
- ▶ In the third quarter alone, the Tigers have outscored the opposition 113-24 during that stretch and Mizzou has lost just one third quarter in those 11 games. In eight of those contests, Mizzou has held the opponent scoreless in the third quarter, including three straight and six of the last seven games.
- ▶ Over the last four games (4-0), Mizzou has outscored opponents 40-10 in the third quarter and 24-3 in the fourth quarter.
- ▶ Below is a breakdown of Mizzou's second-half production.

Game	Score	2nd Half	3rdQ	4Q
at Florida (10/18/14)	W, 42-13	22-13	22-7	0-6
vs. Vanderbilt (10/25/14)	W, 24-14	14-7	7-0	7-7
vs. Kentucky (11/1/14)	W, 20-10	6-7	3-0	3-7
at Texas A&M (11/15/14)	W, 34-27	28-14	28-7	0-7
at Tennessee (11/22/14)	W, 29-21	16-8	3-0	13-8
vs. Arkansas (11/28/14)	W, 21-14	15-0	0-0	15-0
vs. Alabama (12/6/14)	L, 42-13	10-21	10-0	0-21
vs. Minnesota (1/1/15)	W, 33-17	23-10	9-10	14-0
vs. SEMO (9/5/15)	W, 34-3	17-0	10-0	7-0
at Ark. State (9/12/15)	W, 27-20	17-3	14-0	3-3
vs. UConn (9/19/15)	W, 9-6	7-0	7-0	0-0
TOTALS	10-1	175-83	113-24	62-59

HANSBROUGH APPROACHING 2K MARK

- ▶ When senior RB **Russell Hansbrough** next takes the field, he will need just 54 yards to break 2,000 for his career. Only 14 Tigers (and only 12 running backs) have ever rushed for more than 2,000 yards in a career. Should he eclipse the 2,000-yard mark, Hansbrough will be the first Tiger to do so since **Henry Josey** in 2013.
- ▶ Should Hansbrough go over 2,000 yards, he will be the seventh player under head coach **Gary Pinkel** to accomplish that feat. Other 2,000-yard rushers under Pinkel include QB **Brad Smith** (4,289), **Zack Abron** (3,198), **Henry Josey** (2,771), **Tony Temple** (2,552), **Kendial Lawrence** (2,232) and **Derrick Washington** (2,085). Of course, all of those running backs were mentored by RB coach **Brian Jones**, who has been with Pinkel's coaching staff since 1992.
- ▶ Hansbrough is the first Mizzou player to rush for 1,000 yards and return for a season since Henry Josey in 2013. Hansbrough ran for 1,084 yards in 2014. Hansbrough's 205 rushes in 2014 were the most by a Tiger RB since 2003 when Zack Abron ran the ball 219 times. His 1,084 yards in 2014 rank 10th all-time at Mizzou. He has averaged 5.5 yards per carry over the last two seasons.

Player	Years	Carries	Yards	Yards/Carry
Brad Smith	2002-05	799	4,289	5.4
Zack Abron	2000-03	692	3,198	4.6
Henry Josey	2010-13	395	2,771	7.0
Tony Temple	2004-07	466	2,552	5.5
Kendial Lawrence	2009-12	444	2,232	5.0
Derrick Washington	2007-09	403	2,085	5.2
Russell Hansbrough 2012-present		363	1,946	5.4

MAUK A PROVEN WINNER

- ▶ In 21 career games as a starting quarterback, redshirt junior **Maty Mauk** is 17-4 and has been a key cog in Mizzou's back-to-back SEC East Championships. Couple his 17-4 mark as a collegiate QB with his 42-8 mark as a starting signal caller for Kenton High School, Mauk is 59-12 as a starting quarterback since 2008.
- ▶ Needing to win their final six games to claim an SEC East Championship, a much-scrutinized Mauk was sensational. In his last seven games in 2014, Mauk had a QB rating over 100 and boasted an 11-4 touchdown-interception rate in that span.
- ▶ Mauk threw for 2,648 passing yards in 2014, the seventh-best mark in program history. His 3,021 total yards last season mark the 10th-best single season output in school history.
- ▶ Mauk enters the week with 4,193 career passing yards, a mark that ranks ninth in program history.
- ▶ At Mizzou, Coach Pinkel and his staff preach finishing in the fourth quarter and there has been no better 'finisher' than Maty Mauk. In fact, in his career the junior QB is 60-for-108 with 808 yards (7.5 per attempt) with 10 TDs and just one interception in the 4th quarter. He has also rushed for 209 yards on 32 carries (6.5 per rush) with another TD.

BAGGETT 51 POINTS SHY OF MIZZOU CAREER RECORD

- ▶ Heading into the weekend, Mizzou senior PK **Andrew Baggett** sits just 51 points shy of breaking **Jeff Wolfert's** career record for points scored. Baggett has 312 points in his career (54 field goals, 150 PATs).
- ▶ Baggett is also just six FGs and 36 PATs from passing Wolfert.
- ▶ In his career, Baggett has turned in two of the best point-scoring season totals in Mizzou history. His 120 points in 2013 rank fourth all-time at Mizzou while his 97 total points a season ago rank 14th.

HOLDING ONTO THE ROCK

- ▶ Mizzou is coming off of a school-record performance in 2014 when it comes to ball security. Mizzou lost just three fumbles in 2014, the fewest in program history.
- ▶ Mizzou ran 954 plays in 2014, meaning that the Tigers lost a fumble just once in every 318 plays a season ago.
- ▶ The lost fumbles was not a case of just getting 'the lucky bounce' either. Mizzou put the ball on the turf just 10 times in 2014 (once every 95 plays). To put how good the 10 fumbles were, Mizzou's opponents fumbled more than three times as much with 32 fumbles. In fact, Mizzou recovered more fumbles (13) than it committed as a team in 2014.
- ▶ The trend has continued in 2015 as Mizzou has lost just one fumble in 201 total plays over the first three games. That fumble was on a punt as the ball hit a player and was recovered by UConn last week.

JAILBREAK BLITZ...DEFENSE NOTABLES

TEAM NOTABLES

- ▶ Through three weeks, Mizzou leads the nation and SEC in scoring defense, having allowed only 29 points (9.7 per game).
- ▶ Mizzou also leads the SEC in total defense, yielding only averages of only 217 yards per game and 3.3 yards per play. The next closest team in the SEC is Florida at 258 yards per game and 3.9 yards per play.
- ▶ Mizzou leads the SEC in passing defense by a wide margin, giving up only 112 yards per game through the air over the first three weeks. Second-place Vanderbilt has yielded 153.3 passing yards per game.
- ▶ Mizzou leads the SEC in pass defense efficiency at 87.3 (43-of-80, 4 INTs, 336 yards, 2 TDs). Florida is second at 104.7 (60-of-111, INTs, 608 yards, 4 TDs).
- ▶ Mizzou is tied with Vanderbilt for the SEC lead by allowing only 39 opposing first downs through the first three weeks. The Tigers have only given up 15 first downs on passing plays, the best mark in the SEC.
- ▶ The safety recorded by Mizzou when LB Clarence Green blocked a punt out of the end zone was the first safety for the Tigers since Oct. 9, 2010 vs. Colorado.
- ▶ Mizzou's defense has allowed zero or fewer yards on 84 of its opponent's 200 plays this season (42-percent).

INDIVIDUAL NOTABLES

- ▶ LB **Kentrell Brothers** tied a career-high with 16 tackles in each of the first two games of the season. His tackle totals tied for the fourth-best performance during the Gary Pinkel era.
- ▶ Brothers has 42 tackles (24 solo), 3.0 TFLs (-8 yards), 2 INTs (returned 9 yards), two blocked kicks and one pass broken up through three games. His 42 tackles are as many as Mizzou's next three leading tacklers combined.
- ▶ Brothers has 72 tackles over his last six games (12.0 avg.).
- ▶ Brothers' 2-interception performance at Arkansas State was the first for Mizzou since S **Braylon Webb** picked off two passes at Florida on Oct. 18, 2014. It marked the 11th time a Mizzou defender has recorded two or more picks over the last 18 years. Brothers is just the third linebacker to gain that distinction, joining LB Sean Weatherspoon (2 vs. Illinois on Aug. 30, 2008) and LB Brandon Barnes (2 vs. Texas Tech on Oct. 25, 2003).
- ▶ Brothers is the first Mizzou player with three-straight games of 10 or more tackles since the 2009 season when Sean Weatherspoon put up 11, 12 and 11 vs. Texas (Oct. 24, 2009), Colorado (Oct. 31, 2009) and Baylor (Nov. 7, 2009).
- ▶ DE **Charles Harris** recorded 2.0 sacks at Arkansas State, equaling his career total coming in He also registered 4.5 tackles for loss (-24 yards) at A-State, which marked the first time a Mizzou defender recorded 4.5 or more tackles for loss in a game since LB Stryker Sulak has 5.0 TFLs vs. Illinois Aug. 30, 2008 at the Edward Jones Dome in St. Louis.
- ▶ Harris has 13 tackles (10 solo), 8.0 tackles for loss (-31 yards), 3.0 sacks (-18 yards), three QB hurries and a forced fumble through three games.

NATION'S TOP PERFORMERS - TACKLES FOR LOSS

Player	School	Position	TFLs	TFL/Game
1. Harold Landry	Boston College	DL	8.5	2.83
2. Charles Harris	Mizzou	DE	8.0	2.67
3. Joe Schobert	Wisconsin	LB	7.5	2.50
4. Carl Nassib	Penn State	DL	7.0	2.33
Andrew King	Army	LB	7.0	2.33

- ▶ Harris is second nationally and leads the SEC in tackles for loss through three games.
- ▶ DE **Walter Brady** recorded his first 2.0 career sacks (-10 yards) on Saturday vs. UConn.
- ▶ S **Anthony Sherrills** recorded his first career forced fumble and fumble recovery on the same play Saturday vs. UConn. He also grabbed his first career interception and returned it 50 yards to seal the victory against UConn. Sherrills notched a career-best six tackles at Arkansas State.

LIMITING BIG PLAYS

- ▶ Through three weeks of play, Mizzou has been outstanding on defense and one of the best stats to back that up is Mizzou's limiting of big plays. In fact, Mizzou has allowed just three plays of 20+ yards this season. In each of the three games, the opposition has had just one play of 20+ yards.

MORE ON THE DEFENSE

- ▶ Mizzou's defense has yet to allow more than 233 yards this season. The last time

Mizzou had three consecutive games holding opponents to fewer than 250 yards was 2006 when the Tigers opened the season with four such games. Mizzou has allowed just 651 yards of offense over its three games (217/game). That mark leads the SEC after three weeks of play and ranks fourth nationally.

- ▶ As impressive as Mizzou's defense has been at slowing opponents from gaining yards, Mizzou has been even better in the scoring defense department, allowing just 29 points this season (9.7 per game). That mark leads the SEC and is fifth nationally. The 29 points over the last three games are the fewest allowed in a three-game span by a Mizzou team since 2010, when Mizzou allowed just 22 points to Miami (Ohio), Colorado and Texas A&M, the latter of the two being nationally-ranked at the time.

NO FLY ZONE

- ▶ A big key to Mizzou's success on defense has been its ability to slow the opposition's passing attack. Mizzou is third nationally and pacing the SEC with its 112 passing yards allowed per game. No team has thrown for more than 156 yards against the Tigers this season. In fact, Mizzou has held opponents to less than 200 yards passing in eight of the last 11 games, dating back to last season. In that span, Mizzou is allowing just 169 passing yards per game. The 336 pass yards allowed over the first three games in 2015 is Mizzou's best three-game stretch since 2004 when Mizzou allowed just 284 passing yards vs. Oklahoma State, Nebraska and Kansas State.
- ▶ Mizzou's pass defense was outstanding in the opener against SEMO. Mizzou limited the Redhawks to just 56 yards through the air, the sixth-best mark in program history since 1996, in the season opener. Mizzou currently ranks third in the nation and second among schools from power conference in pass defense.

SACK MASTERS

- ▶ Mizzou finished 2014 with a school-record and SEC-leading 44.0 total sacks, one year removed from tallying 41.5 in 2013, which at the time was a school record.
- ▶ Mizzou's 89.5 total sacks over the last two-plus seasons rank as the sixth-most in college football in that span. Below is a list:
 1. Ohio State - 99 (42 in 2013, 45 in 2014, 12 in 2015)
 2. Utah - 97 (39 in 2013, 55 in 2014, 3 in 2015)
 3. Washington - 95 (41 in 2013, 51 in 2014, 3 in 2015)
 4. Stanford - 93 (44 in 2013, 46 in 2014, 3 in 2015)
 5. *Mizzou - 92.5 (41.5 in 2013, 44 in 2014, 7.0 in 2015)*
 6. Virginia Tech - 92 (39 in 2013, 48 in 2014, 5 in 2015)
- ▶ Mizzou is second in the nation this season with 11.33 TFLs per game.

HARD TO SCORE

- ▶ Mizzou allowed just 36 touchdowns to opponents a season ago (2.6 per game) as the 36 total TDs allowed were the fewest by a Tiger team since 2010 when the team allowed just 26. It was the fifth-fewest TDs that the team has allowed under **Gary Pinkel**, who is in his 15th season in 2015.
- ▶ In fact, Mizzou had a streak of 103:54 of game time without a TD before allowing a TD with 1:18 remaining in the second quarter at Arkansas State. Prior to that, the last TD Mizzou allowed was the Maxx Williams of Minnesota in the third quarter of the Citrus Bowl.
- ▶ Mizzou and Ole Miss were the only SEC teams to not allow a TD in week one while Mizzou continues to pace the SEC in scoring defense (11.5 points per game).
- ▶ Looking deeper, Mizzou ranked 19th nationally in scoring defense a season ago, allowing only 21.07 points per contest. That is the best by a Mizzou team since the 2010 team allowed just 15.17 points per game.
- ▶ Mizzou is well ahead of that pace this year, averaging just 9.7 points per game, the fifth-best mark in the country and tops in the SEC.

DEFENSE SCORES, TOO!

- ▶ Since 2010, Mizzou's defense has done more than just limiting its opponents from scoring - they have been scoring themselves. In fact, since 2010, Mizzou has scored 26 defensive TDs, tied with Florida for the fourth-most nationally in that span.
- ▶ Mizzou scored a defensive TD in the season-opener as **Kentrell Brothers** blew up a pooch-punt for a block that caromed into the hands of **Aarion Penton**, who took it 41 yards for the score.
- ▶ Last season, Mizzou scored three defensive touchdowns, including two in one game at Florida when DE **Markus Golden** (2nd-round pick by the Arizona Cardinals) returned a fumble and LB **Darvin Ruise** returned a pick-six in that game.

QUICK HITS...MISCELLANEOUS NOTABLES

PINKEL ON DODD TROPHY WATCH LIST

▶ Mizzou football head coach **Gary Pinkel** was one of 23 head coaches to be named to the Dodd Trophy Preseason Watch List, announced July 10 by the Bobby Dodd Coach of the Year Foundation and the Chick-fil-A Peach Bowl. Pinkel is one of eight SEC coaches to land on the list, which is designed to recognize the nation's top head coach.

▶ The list includes 23 of the nation's top college football coaches representing all Power 5 conferences, the Mountain West Conference and Notre Dame. The head coaches on the watch list represent programs with the highest ideals of leadership, scholarship and integrity on and off the field – the three pillars of legendary coach Bobby Dodd's philosophy. Each coach sits at the helm of programs with winning records, superior Academic Progress Rate (APR) scores and graduation rates, along with a strong commitment to service within their respective communities.

▶ Pinkel is the reigning SEC Coach of the Year and has led Mizzou to five conference division titles in the last eight seasons (2007, 2008, 2010, 2013, 2014), which is tied for the best in the nation in that span. Mizzou has won 78 games since 2007, which ties Ohio State for the fifth-most wins nationally in that span. Pinkel is the winningest coach in Mizzou history (116-66) and is the 22nd-winningest coach in FBS history.

▶ Not only have Pinkel's teams seen tremendous success on the field, but they have excelled in the classroom. In 2013 and 2014, Pinkel's teams have ranked in the NCAA top 10 in APR. The Tigers were third in the SEC in APR in 2015 and led the league in 2014.

A 'BARRY' INTIMIDATING GROUP

▶ Mizzou's defense has become one of the most feared groups in the SEC and this year, the group will have a new leader as DC **Barry Odom** returns to Mizzou after a successful stint as the DC at Memphis. Odom, 38, as he takes over for **Dave Steckel**, who left to be head coach at Missouri State following the conclusion of Mizzou's 2014 season.

▶ Odom has been defensive coordinator and safeties coach at Memphis for the past three seasons, where he has orchestrated an impressive body of work by the Tiger defense. Memphis concluded a 10-3 season that was fueled largely by Odom's defense which ranked fifth nationally in scoring defense (17.1 ppg) and 22nd in total defense (343.3 ypg) heading into bowl season. That marked an astounding incremental improvement, as Memphis ranked 117th nationally in total defense in 2011 prior to Odom assuming the reins. In 2012, Odom's first year, the Tiger defense improved to 50th nationally in total defense (383.6 ypg), followed by a jump to 39th in 2013 (370.7 ypg). Memphis earned a share of the 2014 American Athletic Conference title, giving them a conference championship for the first time since 1971.

▶ It's a homecoming for Odom as he returns to his alma mater, where he starred as a linebacker for Mizzou from 1996-99 and later returned for a nine-year stint (2003-11) in a variety of roles for Pinkel's staff. He first came back in 2003 as an administrative graduate assistant, and after one year in that role, Odom moved to director of recruiting for the 2004 and 2005 seasons and then served three years (2006-08) as director of football operations.

▶ In 2009, Odom moved to the coaching side of the ledger, as Pinkel's safeties coach for three seasons where he developed **Kenji Jackson**, **Jarrell Harrison** and **Jasper Simmons** into All-Big 12 performers for Tiger teams which won 26 games in those three years. Odom also played a significant role in recruiting, as he was the lead on many highly-regarded prospects who chose to attend Mizzou.

BACK-TO-BACK

▶ Mizzou has won the SEC East in back-to-back seasons and that accomplishment has put Mizzou in some pretty elite company. Since 2001, Mizzou joins Alabama, Georgia, Florida and Tennessee as the only SEC teams to win two consecutive SEC division titles. Four programs in the SEC (Kentucky, Ole Miss, Texas A&M and Vanderbilt) have never won an SEC Division Championship and Mizzou has done so twice in its first three seasons

▶ Mizzou's 23 wins over 2013 and 2014 are fifth nationally, trailing only Florida State (27), Ohio State (26), Michigan State (24) and Oregon (24).

▶ Since 2007, Mizzou has claimed five conference division titles (three Big 12 North titles and two SEC East titles), the most in the nation during that span.

▶ All of those division-winning seasons ended with at least 10 wins as five of Mizzou's six 10-win seasons in program history have come under the direction of **Gary Pinkel**.

▶ In each of the last two seasons, Mizzou has clinched the SEC East at home with wins over SEC West powers Texas A&M (2013) and Arkansas (2014). Each division title seemed equally as improbable to national pundits, but Mizzou defied the odds each year. In 2013,

Mizzou was coming off of a disappointing 2012 campaign in which it went 5-7. But the Tigers rebounded for a 12-2 season, ranking as high as No. 5 nationally and culminating in an AT&T Cotton Bowl Classic win over Oklahoma State. Last year, Mizzou won its final six regular season games despite being underdogs in four of those six games. The season ended with an 11-3 mark and a Buffalo Wild Wings Citrus Bowl Championship.


"MO"VEMBER

▶ There is no question that in college football, teams that win in November often are destined for championships and Mizzou Football has been the perfect reflection of that over the last two years. Since 2013, Mizzou is a perfect 8-0 in the month of November.

REMEMBERING 'AO' 10 YEARS LATER

▶ The 2015 season marks the 10-year anniversary of the tragic passing of **Aaron O'Neal**, a linebacker on the 2005 Mizzou Football team who passed away at the age of 19 following a voluntary workout. O'Neal may be gone, but he has not been forgotten by anyone in the Mizzou community and his memory lives on with Gary Pinkel and the program 10 years later.

▶ Gary Pinkel has done his best to help the program remember O'Neal, the man with the 'million-dollar smile' as he was renowned. Every year, a linebacker from the St. Louis area - where O'Neal called home - will don O'Neal's #25. Currently, that bestowment belongs to sophomore LB **Donavin Newsom**; he will wear it for the remainder of his career and pass along to another St. Louis LB. Newsom, just like O'Neal, graduated from Parkway North High School in St. Louis, Mo.



BOEHM, DENNIS, HANSBROUGH, SIMON CAPTAINS

▶ In its annual tradition, Mizzou Football and head coach Gary Pinkel announced the team's captains to coincide with the opening of training camp in early August. Earning this distinction as team captains this season were seniors C **Evan Boehm**, CB **Kenya Dennis**, RB **Russell Hansbrough** and S **Ian Simon**.

▶ The four seniors were selected by their teammates and have combined to play in 129 games, including a combined 77 starts. The seniors have helped Mizzou win 28 games over the last three seasons and were key cogs in Mizzou's back-to-back SEC East Championships over the last two seasons.



10 TIGERS PLAYING AFTER EARNING DEGREES

▶ When Mizzou hits the field for the first time in 2015, 10 Tiger seniors will be playing having already earned their degrees. That is the third-most graduates playing on any team in the nation in 2015. In addition, five of the seniors are scheduled to graduate in December while the remaining four are all on pace to graduate in May.

- ▶ The current Mizzou grads playing for Gary Pinkel this season are:
 - S **Cortland Browning**
 - QB **Corbin Berkstresser**
 - OL **Taylor Chappell**
 - TE **Clayton Echard**
 - LB **Clarence Green**
 - OL **Mitch Hall**
 - RB **Tyler Hunt**
 - WR **Wesley Leftwich**
 - OL **Connor McGovern**
 - OL **Brad McNulty**

- ▶ The Mizzou seniors on pace for a December graduation:
 - C **Evan Boehm**
 - RB **Russell Hansbrough**
 - CB **DeAndre McKenzie**
 - OL **Nick Monaghan**
 - S **Ian Simon**

- ▶ The Mizzou seniors on pace for a May graduation:
 - K **Andrew Baggett**
 - CB **Kenya Dennis**
 - LB **Kentrell Brothers**
 - DB **Trei Walton**

#MIZZOU MADE ... WHAT IT MEANS:

GARY PINKEL



189 WINS

4TH WINNINGEST ACTIVE COACH IN FBS

TOTAL PLAYER DEVELOPMENT

► **Definition:** (n.) The Mizzou Football Family's approach to developing student-athletes academically, athletically, and socially better than any program in the nation.

► "MizzouMade" describes the coaching staff's proactive approach to all areas of their players' lives: academic, social, family, spiritual, and mental well-being. Throughout their time on the team, Mizzou Football players develop their athletic skills, as well as tools to become respectful, educated, and well-rounded men.

FULLY DEVELOP AS AN ATHLETE

► A great work ethic is at the core of Mizzou Football's athletic development. Working hard opens up doors and provides the opportunity to grow, achieve, and succeed at the highest level. Through discipline and an open relationship with the coaching staff, there is no limit to improving players' performances.

► Mizzou Football players have access to incredible resources for athletic development, including an award-winning strength and conditioning coach, position coaches, trainers, nutritionists, and more. Summer workouts and the Winning Edge program are just a few of the activities designed to help Mizzou student-athletes reach their full potential. This top-notch athletic development plays a key role in growing and maintaining the Mizzou Football NFL pipeline.

DEVELOP AS A PERSON

► Live by core values: Mizzou has very high expectations for our players, and every member of the Mizzou Football Family must have high expectations for himself. The traditions players are being asked to uphold at the University of Missouri are the same traditions predecessors worked so hard to create. How players choose to conduct themselves, both publicly and privately, reflects on the Mizzou family, teammates, coaches, and the entire Mizzou community. It is important for Mizzou players to hold themselves accountable to these expectations.

GET AN EDUCATION

► Student-athletes are just that—students first, athletes second. The primary mission of the Mizzou Football program is to ensure that every student-athlete graduates, and we're committed to that promise. Mizzou has improved its NCAA Graduation Success Rate for nine straight years, and Mizzou football leads the SEC in athlete graduation rates. Across the Athletic Department, 54 percent of Mizzou student-athletes earned a 3.00 GPA in spring 2015.

► Mizzou football players work hard on the field, and they're expected to work just as hard in the classroom. Mizzou football has graduated 97 percent of its seniors in the past five years, and we won't be satisfied until 100 percent of athletes walk back through the columns with a diploma in hand.

► Academic excellence is more than a tradition — it's an expectation.

BECOME A CHAMPION

► Members of the Mizzou Football Family not only train physically, but also practice the attitude of winners. Mizzou players train in a "No Excuses" atmosphere where positivity—even in the face of a loss—reigns supreme. They know that sacrifice, commitment and unselfishness, in combination with athletic ability, is the only way to achieve victory.

JOIN A FAMILY

► Missouri Tigers are more than teammates, more than friends—they're family. ► Starting on day one, Mizzou Football players are taught to treat each other like family. Being part of a family means putting everyone else before yourself, and that takes work. It takes communication. It takes accountability. And it takes trust.

► Mizzou Tigers work hard in the classroom, give 100 percent in practice, and leave everything on the field to help the family. There are no individual players on this football team; there is only one committed family, whose success or failure depends on the commitment of each family member.

► The Mizzou Football Family gives it all, all the time.



• Head coach Gary Pinkel truly cares about how all of his players develop as young men.



• Strength coach Dr. Pat Ivey is a cog in Mizzou's second-to-none player development program.



• At Mizzou, players are expected to get their degrees. Players are also expected to finish as champions. Top: Clarence Green accepts his diploma last May. Bottom: Mitch Morse (2nd round NFL Draft pick) celebrates Mizzou's second consecutive SEC East Championship last November.



• From top top bottom:
 • DE Charles Harris volunteers with the Special Olympics
 • C Evan Boehm and SS Braylon Webb (2014 graduate) stand up against sexual assault with Missouri Men Say No More program.
 • LB Kentrell Brothers spends some time at the Boys & Girls Club of Columbia in May.

HEAD COACH GARY PINKEL

- With his 187 career wins in 24-plus seasons as a head coach, Mizzou's Gary Pinkel is the 22nd winningest coach in college football history. He is also the fourth-winningest active coach in college football.

- Pinkel became the all-time winningest coach at Missouri (102) when the Tigers won the Cotton Bowl to close out 2013...



WINNINGEST ACTIVE FBS HEAD COACHES

Coach, School	Yrs.	W	L	T	Pct.
1. Frank Beamer, Virginia Tech	34	275	139	4	.663
2. Steve Spurrier, South Carolina	26	227	87	2	.722
3. Bill Snyder, Kansas State	24	190	94	1	.669
4. Gary Pinkel, Mizzou	25	189	103	3	.645
5. Nick Saban, Alabama	19	179	60	1	.751

COACH PINKEL TALKING POINTS

- 2014 SEC Coach of the Year
- 2007 Big 12 Coach of the Year
- 2007 FieldTurf National Coach of the Year
- 2007 Finalist for Robinson, Bryant, Munger Awards
- 4th Winningest Active Coach in FBS
- 22nd Winningest Coach in College Football history
- Five Conference Division Championships since 2007 (2007, 2008, 2010, 2013, 2014)
- Mizzou's all-time winningest head coach (116-66)
- Toledo's winningest head coach (73-37-3)
- Led Mizzou to school-record 7 straight bowl games (2005-2011)
- Has produced 8 NFL Draft First Round Draft Picks
- Five 10-win seasons at Mizzou (Just one in the previous 110 seasons)

In 14 years at the University of Missouri, Gary Pinkel has meticulously built a previously downtrodden program into one of the most successful in the nation, and after a thrilling 2013 season, he very well might have performed the best coaching job of his career in 2014.

Picked to finish a distant fourth in the SEC Eastern Division in the preseason, Pinkel guided his troops to an 11-3 record and a second-straight division championship and subsequent bowl game victory.

The Tigers ended the magical 2014 season with a New Year's Day 33-17 win over Minnesota in the Buffalo Wild Wings Citrus Bowl, giving the Tigers 23 wins in two seasons - a school record.

The job Pinkel did during the year went recognized by his coaching peers, as he was voted the SEC Coach of the Year by league coaches.

The well-deserved honor capped a season that saw the Tigers rebound from a pair of tough losses early in the year and close the regular season with six straight wins - including four games in which they entered as underdogs - to claim the East crown.

Under his watch, Mizzou has now won conference division titles five of the last eight seasons (2007, 2008, 2010, 2013, 2014), which is tied for most in the nation during that stretch (along with Alabama and Florida State), while the Tigers' 78 wins in that time is tied for 5th-best among FBS "power 5" conferences.

The winningest head coach in both Mizzou and Toledo histories (making him one of only two active coaches to make that claim at the FBS level - Steve Spurrier being the other), Pinkel enters the 2015 season with a Mizzou record of 116-66 in 14 seasons, while he's 189-103-3 overall in 24 seasons. His 189 wins is the 4th-most among active FBS coaches.

Pinkel got his MU record-breaking win thanks to a thrilling 41-31 win over Oklahoma State in the 2014 AT&T Cotton Bowl Classic. The win was the 102nd at MU in his 13 years patrolling the sidelines, and that broke a tie he held going into the game with Tiger legend Don Faurot, who won 101 games in 19 seasons from 1935-42 and 1946-56. Pinkel has 113 wins at Mizzou following 2014.

PINKEL QUICK FACTS:

Age:	63
Birthdate:	April 27, 1952
Hometown:	Akron, Ohio
Alma Mater:	Kent State (1973)
Playing Honors:	Hon. Men. All-American Tight End (1973 - Associated Press)

COACHING PROGRESSION:

Kent State:	
Grad. Asst. Coach	1974-75

Washington:	
Grad. Asst. Coach	1976

Bowling Green:	
Asst. Coach	1977-78

Washington:	
Asst. Coach	1979-1990

Toledo:	
Head Coach	1991-2000

Mizzou:	
Head Coach	2001-Present

PINKEL CAREER RECORD

at Mizzou (2001-Present)	116-66 (63.7%)
at Toledo (1991-2000)	73-37-3 (65.9%)
TOTALS	189-103-3 (64.5%)

PINKEL YEAR-BY-YEAR

At Toledo	
1991	5-5-1
1992	8-3
1993	4-7
1994	6-4-1
1995 (MAC Champs / LV Bowl Champs)	11-0-1
1996	7-4
1997 (MAC West Champs)	9-3
1998 (MAC West Champs)	7-5
1999	6-5
2000	10-1
10 Years	73-37-3

At Mizzou	
2001	4-7
2002	5-7
2003 (Independence Bowl)	8-5
2004	5-6
2005 (Independence Bowl Champs)	7-5
2006 (Sun Bowl)	8-5
2007 (Big 12 North Champs / Cotton Bowl Champs)	12-2
2008 (Big 12 North Champs / Alamo Bowl Champs)	10-4
2009 (Texas Bowl)	8-5
2010 (Big 12 North Champs / Insight Bowl)	10-3
2011 (Independence Bowl Champs)	8-5
2012	5-7
2013 (SEC East Champs / Cotton Bowl Champs)	12-2
2014 (SEC East Champs / Citrus Bowl Champs)	11-3
2015	3-0
14 Years	116-66

MOST WINS IN CFB HISTORY (FBS)

Rank	Coach (school w/ most Ws)	Win
1.	Joe Paterno (Penn St.)	409
2.	Bobby Bowden (FSU)	357
3.	Bear Bryant (Bama)	323
4.	Pop Warner (Carlisle)	311
5.	Amos Alonzo Stagg (Chicago)	275
6.	LaVell Edwards (BYU)	257
7.	Tom Osborne (Neb)	255
8.	Lou Holtz (ND)	249
9.	Mack Brown (Texas)	238
10.	Bo Schembechler (Mich.)	234
11.	Frank Beamer (VT)	232
12.	Hayden Fry (Iowa)	230
13.	Steve Spurrier (Fla.)	227
14.	Woody Hayes (OSU)	205
15.	Don Nehlen (WVU)	202
16.	Vince Dooley (UGA)	201
17.	Dan McGugin (Vandy)	197
18.	John Cooper (OSU)	192
19.	Dana Bible (A&M)	190
	John Vaught (Miss.)	190
	Bill Snyder (KSU)	190
22.	Gary Pinkel (MIZ)	189
	George Welsh (UVA)	189
24.	Howard Jones (USC)	188
25.	Jess Neely (Rice)	187

THE COACHING STAFF

• Four of head coach Gary Pinkel's nine assistant coaches have been at Mizzou for the entirety of Pinkel's tenure in Columbia (2001-Present). That group includes:



ANDY HILL
ASSOC. HC
QUARTERBACKS

CORNELL FORD
CORNERBACKS

BRIAN JONES
RUNNING BACKS

CRAIG KULIGOWSKI
DEFENSIVE LINE

- Ford, Jones and Kuligowski all came with Pinkel as he moved his staff to Columbia after his successful 10-year run at Toledo (1991-2000).
- Ford (1996-2000) coached Toledo's receivers in his Rocket days, also serving as recruiting coordinator in 1996. He was a graduate assistant on Pinkel's first staff in 1991.
- Jones (1992-2000) began oversight of running backs in 1995 after coaching receivers from 1992-94.
- Kuligowski was Toledo's defensive line coach for the majority of his stint with the Rockets (1996-2000) after serving as recruiting coordinator, tight ends coach and assistant offensive line coach at Toledo from 1992-1995.
- Hill's tenure at Mizzou, now in its 20th season, predates the Pinkel era. Hill tutored the Tigers' wide receivers from 1996-2000, also serving as co-offensive coordinator in 2000.

THE COORDINATORS



JOSH HENSON
OC
TIGHT ENDS/OL

- **LOCATION:** In booth
- Josh Henson, now in his seventh year at Mizzou, is entering his third as the program's offensive coordinator. He joined Pinkel in 2009 as Pinkel's first staff addition since 2001.
- Henson is a 1998 graduate of Oklahoma State and spent 1999-2005 on OSU's coaching staff. He spent 2005-08 at LSU as the tight ends coach and recruiting coordinator.



BARRY ODOM
DC
LINEBACKERS

- **LOCATION:** In booth
- Barry Odom, a True Son graduate of Mizzou in 1999, is a familiar face for Gary Pinkel. He is in his first year as DC after a successful three year stint in the same role at Memphis. He replaces Dave Steckel, now head coach at Missouri St.
- Overall, Odom is entering his 10th season at Mizzou. He started for Pinkel in 2003 as an administrative assistant, eventually ascending to safeties coach from 2009-11 before leaving for Memphis. He was a four-year letterwinner at LB for Mizzou.

THE POSITION COACHES



A.J. RICKER
OFFENSIVE LINE

• Second-year assistant coach A.J. Ricker (offensive line) is a new face on the Mizzou coaching staff, but is certainly familiar with the program. The former Illinois OL coach (2013) and run game coordinator at Western Michigan (2011-12) started 47 consecutive games at center for Mizzou from 2000-03.



RYAN WALTERS
SAFETIES

• Ryan Walters is in his first year at Mizzou, working with the safeties. He comes to Mizzou from Memphis along with DC Barry Odom. Walters is a 2008 graduate of Colorado where he was a team captain. He has coached at North Texas, Oklahoma, Arizona, North Texas and his alma mater Colorado.



PAT WASHINGTON
RECEIVERS

• Pat Washington enters his third season as the WR coach at Mizzou. He held the same position at Kentucky and has coaching roots at plenty of schools in the SEC footprint, including Tennessee, Mississippi State, Auburn, Southern Miss, Baylor and TCU.

THE ASSISTANTS

Associate Head Coach Andy Hill

Year at Mizzou: _____ 20th
Position Group: _____ Quarterbacks
Alma Mater _____ Missouri, 1985
Family: _____ Wife: Sarah
Children: Patricia Ryan, Andrew

Offensive Coordinator Josh Henson

Year at Mizzou: _____ 7th // 3rd as OC
Position Group: _____ Tight Ends/ O-Line
Alma Mater _____ Oklahoma St., 1998
Family: _____ Wife: Shauna
Children: Will, Kate

Defensive Coordinator Barry Odom

Year at Mizzou: _____ 10th // 1st as DC
Position Group: _____ Linebackers
Alma Mater _____ Missouri, 1999
Family: _____ Wife: Tritia
Children: James, Garyt, Anna

Assistant Coach Cornell Ford

Year at Mizzou: _____ 15th
Position Group: _____ Cornerbacks
Alma Mater _____ Toledo, 1991
Family: _____ Wife: Dawn
Children: Devin, Taylor

Assistant Coach Brian Jones

Year at Mizzou: _____ 15th
Position Group: _____ Running Backs
Alma Mater _____ Connecticut, 1980
Family: _____ Wife: Mary Kay
Children: Grant, Brandon, Audrey

Assistant Coach Craig Kuligowski

Year at Mizzou: _____ 15th
Position Group: _____ Defensive Line
Alma Mater _____ Toledo, 1991
Family: _____ Wife: Mary
Children: Peyton, Madeline, Max

Assistant Coach A.J. Ricker

Year at Mizzou: _____ 2nd
Position Group: _____ Offensive Line
Alma Mater _____ Missouri, 2004
Family: _____ Wife: Lauren
Children: Andrew

Assistant Coach Ryan Walters

Year at Mizzou: _____ 1st
Position Group: _____ Safeties
Alma Mater _____ Colorado, 2008
Family: _____ Wife: Tara
Children: Aaron

Assistant Coach Pat Washington

Year at Mizzou: _____ 3rd
Position Group: _____ Receivers
Alma Mater _____ Auburn, 1987
Family: _____ Wife: Claudette
Children: Tyson, Justin

AP TOP 25

TEAM	2015 RECORD	PTS
1 Ohio State(42)	3-0	1490
2 Michigan State(7)	3-0	1415
3 Ole Miss(11)	3-0	1345
TCU	3-0	1345
5 Baylor	3-0	1213
6 Notre Dame	3-0	1183
7 Georgia	3-0	1162
8 LSU(1)	2-0	1088
9 UCLA	3-0	981
10 Florida State	3-0	953
11 Clemson	3-0	903
12 Alabama	2-1	882
13 Oregon	2-1	855
14 Texas A&M	3-0	798
15 Oklahoma	3-0	782
16 Arizona	3-0	488
17 Northwestern	3-0	469
18 Utah	3-0	439
19 USC	2-1	367
20 Georgia Tech	2-1	352
21 Stanford	2-1	288
22 Wisconsin	2-1	174
BYU	2-1	174
24 Oklahoma State	3-0	149
25 Missouri	3-0	135

Others Receiving Votes

Mississippi State 52, West Virginia 48, Tennessee 45, California 38, Toledo 36, Arizona State 25, Houston 22, Texas Tech 20, Auburn 20, Temple 20, Boise State 17, Miami (FL) 13, Iowa 10, Kansas State 8, Florida 7, NC State 5, Virginia Tech 4, Minnesota 4, Memphis 1

NUMBERS TO KNOW

125 The 2015 season marks the 125th season of University of Missouri football. The Missouri football program began play in 1890. However, MU did not field a team in 1918 due to an influenza epidemic on campus.

658 Mizzou holds an all-time record of 658-535-52, which equates to a .549 winning percentage.

350 The Tigers are 350-299-32 overall in conference play (62.9 winning percentage). Head coach Gary Pinkel's squad is 16-8 in the SEC, including the outstanding 7-1 league mark from last season.

12 Mizzou has won 12 conference championships. Those titles have come in: 1909, 1913, 1919, 1924, 1925, 1927, 1939, 1941, 1942, 1945, 1960 and 1969.

5 The Tigers have won five conference divisional championships, with all four crowns coming during the Pinkel era (2007, 2008, 2010, 2013, 2014).

31 Mizzou has played in 31 bowl games, all-time, and has gone 15-16 in those games. Pinkel has led the Tigers to 10 bowl appearances, a program-record. Mizzou has gone 6-4 in bowls under Pinkel.

AMWAY COACHES TOP 25

TEAM	2015 RECORD	PTS
1 Ohio State	3-0	1594
2 Texas Christian	3-0	1482
3 Michigan State	3-0	1477
4 Baylor	3-0	1364
5 Mississippi	3-0	1292
6 Georgia	3-0	1262
7 Florida State	3-0	1119
8 Notre Dame	3-0	1109
9 Louisiana State	2-0	1085
10 Clemson	3-0	1022
11 UCLA	3-0	968
12 Alabama	2-1	883
13 Oregon	2-1	855
14 Oklahoma	3-0	790
15 Texas A&M	3-0	745
16 Arizona	3-0	605
17 Utah	3-0	501
18 Southern California	2-1	461
19 Northwestern	3-0	347
20 Georgia Tech	2-1	338
21 Wisconsin	2-1	274
22 Oklahoma State	3-0	242
23 Missouri	3-0	234
24 Stanford	2-1	133
25 Auburn	2-1	79

Others Receiving Votes

West Virginia 75; Brigham Young 74; Miami (Fla.) 58; Tennessee 49; Kansas State 47; Mississippi State 46; Texas Tech 36; Arizona State 31; Florida 24; California 20; North Carolina State 15; Temple 15; Iowa 13; Memphis 8; Boise State 8; Minnesota 6; Houston 4; Virginia Tech 4; Northern Illinois 3; Toledo 2; Boston College 1.

AMONG THE NATION'S ELITE...

- Since 2007, Mizzou ranks in the Top 10 among BCS-AQ leagues in wins, while also ranking in the Top 10 in Academic Progress Rate (APR), as well as in the Top 5 since 2009 in most NFL First Round draft picks.
- Head coach Gary Pinkel's squad was atop of the Southeastern Conference in APR for both of the program's first two seasons in the league. The Tigers posted an APR score of 982 to lead the league for the 2011-12 academic year, followed by a 980 score for 2012-13. In the most recent APRs (release in 2015 for the 2013-14 academic year), Mizzou was third in the SEC. See to the right for a breakdown.

2014 APR IN SEC	2015 APR IN SEC
980	983
980	978
975	976
974	975
974	974

SENIORS GETTING THEIR DEGREES...

- The current Mizzou senior class is getting it done in the classroom. Ten of them will play the 2015 season as graduate students. Five more are scheduled to finish their undergraduate work this December, with the remaining four on pace to earn their degree in May. Mizzou's 10 current graduates are as follows...



CORTLAND BROWNING EDUCATION CORBIN BERKSTRESSER FINANCE TAYLOR CHAPPELL HEALTH SCIENCE CLAYTON ECHARD HEALTH SCIENCE CLARENCE GREEN EDUCATION MITCH HALL EDUCATION TYLER HUNT EDUCATION WESLEY LEFTWICH FINANCE CONNOR MCGOVERN EDUCATION BRAD McNULTY GENERAL STUDIES

NAME	GRADUATION	NAME	GRADUATION	NAME	GRADUATION
Evan Boehm	December 2015	Nick Monaghan	December 2015	Kentrell Brothers	May 2016
Russell Hansbrough	December 2015	Ian Simon	December 2015	Kenya Dennis	May 2016
DeAndre McKenzie	December 2015	Andrew Baggett	May 2016	Trei Walton	May 2016

CAREER STARTS

OFFENSE						
LINEMEN	'11	'12	'13	'14	'15	Tot.
Boehm	—	12	14	14	3	43
McGovern	RS	0	14	14	3	31
McNulty	RS	4	0	9	0	13
Chappell	RS	0	0	10	1	11
Hall	—	—	0	5	3	8
Crawford	—	—	RS	0	3	3
Abeln	—	—	RS	0	2	2

RECEIVERS						
	'11	'12	'13	'14	'15	Tot.
Culkin	—	RS	1	14	3	18
Leftwich	RS	0	0	4	2	6
Brown	—	—	—	0	3	3
Moore	—	—	—	0	3	3
Dilosa	—	—	—	RS	1	1

QBs						
	'11	'12	'13	'14	'15	Tot.
Mauk	—	RS	4	14	3	21
Berkstresser	RS	4	0	—	0	4

TAILBACKS						
	'11	'12	'13	'14	'15	Tot.
Hansbrough	—	0	0	4	2	6
Witter	—	—	—	0	1	1

DEFENSE						
LINEMEN	'11	'12	'13	'14	'15	Tot.
Brantley	—	RS	5	12	0	17
Harris	—	—	RS	2	3	5
Augusta	—	—	0	0	3	3
Frazier	—	—	0	0	3	3
Hatley	—	RS	0	0	3	3

LINEBACKERS						
	'11	'12	'13	'14	'15	Tot.
Brothers	RS	0	14	14	3	31
Scherer	—	RS	0	14	3	17
Newsom	—	RS	0	2	3	5
Green	—	RS	0	3	0	3

SECONDARY						
	'11	'12	'13	'14	'15	Tot.
Simon	RS	0	8	14	3	25
Penton	—	—	2	12	3	17
Dennis	—	—	—	11	3	14
Gibson	—	RS	0	5	0	5
Sherrills	—	—	RS	0	3	3
Browning	RS	0	0	1	0	1

CAREER PARTICIPATION REPORT

	Career G-GS	2015 G-GS	2014 G-GS	2013 G-GS	2012 G-GS	2011 G-GS
39 Chase Abbington	2-0	2-0	-	-	-	-
64 Paul Adams	1-0	1-0	-	-	-	-
97 Josh Augusta	31-3	3-3	14-0	14-0	-	-
99 Andrew Baggett	43-0	3-0	14-0	14-0	12-0	RS
79 Terry Beckner, Jr.	3-0	3-0	-	-	-	-
38 Eric Beisel	16-0	3-0	13-0	RS	-	-
13 Corbin Berkstresser	15-4	2-0	-	3-0	10-4	RS
17 DeSean Blair	2-0	2-0	-	-	-	-
11 Kendall Blanton	1-0	1-0	-	-	-	-
77 Evan Boehm	43-43	3-3	14-14	14-14	12-12	-
56 Walter Brady	3-0	3-0	-	-	-	-
90 Harold Brantley	28-17	-	14-12	14-5	RS	-
26 Jake Brents	1-0	1-0	1-0	0-0	RS	-
10 Kentrell Brothers	42-31	3-3	14-14	14-14	11-0	RS
2 Nate Brown	12-2	3-3	9-0	-	-	-
5 Cortland Browning	30-1	2-0	11-1	14-0	3-0	RS
34 Joey Burkett	16-0	3-0	13-0	RS	-	-
62 Taylor Chappell	20-11	3-1	13-10	4-0	-	RS
28 Logan Cheadle	16-0	3-0	13-0	-	-	-
90 Nick Coffman	2-0	-	2-0	-	RS	-
55 Nate Crawford	5-3	3-3	2-0	RS	-	-
70 Malik Cuellar	3-0	3-0	-	-	-	-
80 Sean Culkin	31-18	3-3	14-14	14-1	RS	-
7 Kenya Dennis	17-14	3-3	14-11	-	-	-
82 Clayton Echard	30-0	3-0	14-0	12-0	1-0	RS
26 Corey Fatony	3-0	3-0	-	-	-	-
5 John Gibson	29-5	3-0	14-5	12-0	RS	-
40 Clarence Green	27-2	3-0	14-2	10-0	1-0	RS
84 Emanuel Hall	2-0	2-0	-	-	-	-
73 Mitch L. Hall	29-7	3-3	13-4	13-0	-	-
24 Terez Hall	3-0	3-0	-	-	-	-
32 Russel Hansbrough	39-6	2-2	14-4	14-0	9-0	-
91 Charles Harris	17-45	3-3	14-2	RS	-	-
95 Rickey Hatley	25-3	3-3	14-0	8-0	RS	-
33 Cam Hilton	3-0	3-0	-	-	-	-
1 Anthony Hines	1-0	1-0	-	-	-	-
88 Nate Howard	3-0	3-0	-	-	-	-
35 Tyler Hunt	30-0	3-0	13-0	13-0	1-0	-
86 Jake Hurrell	31-0	3-0	14-0	14-0	RS	-
15 Grant Jones	3-0	3-0	-	-	-	-
41 Eric Laurent	3-0	3-0	-	-	-	-
4 Brandon Lee	3-0	3-0	-	-	-	-
18 Wesley Leftwich	15-6	2-2	10-4	3-0	-	RS
3 Drew Lock	3-0	3-0	-	-	-	-
75 A.J. Logan	6-0	3-0	3-0	RS	-	-
7 Maty Mauk	30-21	3-3	14-14	13-4	RS	-
60 Connor McGovern	39-31	3-3	14-14	14-14	8-0	RS
63 Brad McNulty	36-13	2-0	13-9	10-0	11-4	RS
6 J'Mon Moore	16-3	3-3	13-0	RS	-	-
18 Josh Moore	3-0	3-0	-	-	-	-
25 Donavin Newsom	27-5	3-3	14-2	10-0	RS	-
71 Kevin Pendleton	1-0	1-0	-	-	-	-
11 Aarion Penton	30-17	3-3	13-12	14-2	-	-
9 Eddie Printz	6-0	3-0	3-0	RS	-	-
10 Jason Reese	16-0	3-0	13-0	RS	-	-
16 Thomas Richard	2-0	2-0	-	-	-	-
6 Tavon Ross	2-0	2-0	-	-	-	-
72 Clay Rhodes	1-0	1-0	1-0	RS	-	-
30 Michael Scherer	31-17	3-3	14-14	14-0	RS	-
22 Anthony Sherrills	17-3	3-3	14-0	RS	-	-
21 Ian Simon	41-25	3-3	14-14	14-8	10-0	-
36 Morgan Steward	15-0	3-0	-	12-0	RS	-
31 Finis Stribling IV	2-0	2-0	-	-	-	-
8 Thomas Wilson	14-0	3-0	11-0	-	-	-
14 Ray Wingo	3-0	3-0	-	-	-	-
29 Ish Witter	15-1	3-0	12-0	-	-	-

MOST GAMES PLAYED

Andrew Baggett	43
Evan Boehm	43
Kentrell Brothers	42
Ian Simon	41
Russell Hansbrough	39
Connor McGovern	39
Brad McNulty	36

MOST STARTS

Evan Boehm	43
Kentrell Brothers	31
Connor McGovern	31
Ian Simon	25

CONSECUTIVE GAMES PLAYED STREAK

Evan Boehm	43
Andrew Baggett	43

BOEHM
TEAM-BEST 43
CONSECUTIVE
STARTS

CONSECUTIVE STARTS

Evan Boehm	43
Kentrell Brothers	31
Connor McGovern	31

SEASON/CAREER HIGHS - OFFENSE



#2 NATE BROWN // WR

SEASON

Catches: 4 - at ASU (9/12)
Yards: 69 - vs. SEMO (9/5)
TDs: 1 - twice
Long: 25 - vs. SEMO (9/5)

CAREER

Catches: 5 - vs. SDSU (8/30/14)
Rec. Yards: 69 - vs. SEMO (9/5/15)
TDs: 1 - vs. SEMO (9/5/15)
Long: 25 - vs. SEMO (9/5/15)



#17 DESEAN BLAIR // WR

SEASON

Catches: 1 - vs. SEMO (9/5)
Yards: 21 - vs. SEMO (9/5)
TDs: NA
Long: 21 - vs. SEMO (9/5)

CAREER

Catches: 1 - vs. SEMO (9/5/15)
Rec. Yards: 21 - vs. SEMO (9/5/15)
TDs: NA
Long: 21 - vs. SEMO (9/5/15)



#80 SEAN CULKIN // TE

SEASON

Catches: 5 - at ASU (9/12)
Yards: 46 - at ASU (9/12)
TDs: 1 - at ASU (9/12)
Long: 21 - at ASU (9/12)

CAREER

Catches: 5 - at ASU (9/12/15)
Rec. Yards: 46 - at ASU (9/12/15)
TDs: 1 - twice, MR at ASU (9/12/15)
Long: 21 - at ASU (9/12/15)



#15 KEYON DILOSA // WR

SEASON

Catches: 3 - vs. SEMO (9/5)
Yards: 25 - vs. SEMO (9/5)
TDs: NA
Long: 13 - vs. SEMO (9/5)

CAREER

Catches: 3 - vs. SEMO (9/5/15)
Yards: 25 - vs. SEMO (9/5/15)
TDs: NA
Long: 13 - vs. SEMO (9/5/15)



#32 RUSSELL HANSBROUGH // TB

SEASON

Rushes: 5 - at ASU (9/12)
Yards: 23 - vs. SEMO (9/5)
TDs: NA
Long: 20 - vs. SEMO (9/5)
Catches: NA

CAREER

Rushes: 20 - vs. Arkansas (11/28/14)
Yards: 199 - at Texas A&M (11/15/14)
TDs: 3 - at S. Carolina (9/27/14)
Long: 78 - vs. Minnesota (1/1/15)
Catches: 3 - vs. UK (11/1/14)



#41 ERIC LAURENT // WR

SEASON

Catches: 1 - vs. UConn (9/19)
Yards: 4 - vs. UConn (9/19)
TDs: NA
Long: NA

CAREER

Catches: 1 - vs. UConn (9/19/15)
Yards: 4 - vs. UConn (9/19/15)
TDs: NA
Long: NA



#18 WESLEY LEFTWICH // WR

SEASON

Catches: 2 - vs. UConn (9/19)
Yards: 32 - at ASU (9/12)
TDs: 1 - at ASU (9/12)
Long: 32 - at ASU (9/12)

CAREER

Catches: 3 - vs. SDSU (8/30/14)
Rec. Yards: 36 - vs. SDSU (8/30/14)
TDs: 1 - at ASU (9/12/15)
Long: 32 - at ASU (9/12/15)



#7 MATY MAUK // QB

SEASON

Comp.: 16 - at ASU (9/12)
Att.: 36 - at ASU (9/12)
Yards: 181 - vs. SEMO (9/5)
TDs: 3 - at ASU (9/12)
Long: 51 - vs. UConn (9/19)
Rush (Yds): 75 - at ASU (9/12)
Long: 24 - at ASU (9/12)

CAREER

Comp.: 29 - vs. Indiana (9/20/14) **Rushing**
Att.: 48 - vs. Indiana (9/20/14) **Att:** 14
Yards: 331 vs. Indiana (9/20/14) **Yards:** 75
TDs (P/R): 5 at Toledo (9/6/14)/1 twice **Long:** 36
Long: 96 vs. S. Carolina (10/26/13)



J'MON MOORE // WR

SEASON

Catches: 6 - vs. UConn (9/19)
Yards: 74 - vs. SEMO (9/5)
TDs: 1 - vs. SEMO (9/5)
Long: 27 - vs. SEMO (9/5)

CAREER

Catches: 6 - vs. UConn - 9/19/15)
Yards: 74 - vs. SEMO (9/5/15)
TDs: 1 - vs. SEMO (9/5/15)
Long: 27 - vs. SEMO (9/5/15)



#10 JASON REESE // TE

SEASON

Catches: 1 - vs. SEMO (9/5)
Yards: 5 - vs. SEMO (9/5)
TDs: NA

CAREER

Catches: 1 - twice, MR vs. SEMO (9/5/15)
Rec. Yards: 12 - vs. Arkansas (11/28/14)
TDs: NA



#36 MORGAN STEWARD // TB

SEASON

Rushes: 5 - vs. SEMO (9/5)
Yards: 14 - vs. SEMO (9/5)
TDs: NA
Long: 6 - vs. SEMO (9/5)
Catches: NA

CAREER

Rushes: 8 - vs. Murray State (8/31/13)
Yards: 32 - vs. Tennessee (11/2/13)
TDs: 1 - vs. Murray State (8/31/13)
Long: 14 - vs. Tennessee (11/2/13)
Catches: NA



#29 ISH WITTER // TB

SEASON

Rushes: 17 - vs. UConn (9/19)
Yards: 54 - vs. UConn (9/19)
TDs: NA
Long: 13 - vs. UConn (9/19)
Catches: 3 - vs. UConn (9/19)

CAREER

Rushes: 17 - vs. UConn (9/19/15)
Yards: 54 - vs. UConn (9/19/15)
TDs: 1 - at TAMU (11/15/14)
Long: 16 - at TAMU (11/15/14)
Catches: 3 - vs. UConn (9/19/15)

CAREER HIGHS - DEFENSE



#97 JOSH AUGUSTA // DT

SEASON

Tackles: 2 - twice
TFL: 2.0 - vs. UConn (9/19)
Sacks: NA
INT: NA
FF: NA

CAREER

- **Tackles:** 4 - at Tennessee (11/22/14)
 - **TFL:** 2.0 - twice, MR vs. Uconn (9/19/15)
 - **Sacks:** 1.0 - three times
 - **INT:** 1 - vs. UCF (9/13/14)
 - **FF:** 2 - at UT (11/22/14)



#10 KENTRELL BROTHERS // LB

SEASON

Tackles: 16 - twice
TFL: 1.5 - twice
Sacks: NA
INT: 2 - at ASU (9/12)
FF: NA
PBU: 1 - vs. UConn (9/19)

CAREER

- **Tackles:** 16 - twice, MR at ASU (9/12/15)
 - **TFL:** 2.0 - vs. S. Carolina (9/27/14)
 - **Sacks:** 1 - twice, MR vs. Florida (10/18/14)
 - **INT:** 2 - at ASU (9/12/15)
 - **FF:** 1 - three times



#5 CORTLAND BROWNING // S

SEASON

Tackles: 2.0 - at ASU (9/12)
TFL: NA
Sacks: NA
INT: NA
FF: NA

CAREER

Tackles: 2 - twice, MR at ASU (9/12/15)
TFL: NA
Sacks: NA
INT: NA
FF: 1NA




#7 KENYA DENNIS // CB

SEASON

Tackles: 4 - vs. SEMO (9/5)
TFL: 1.0 - vs. SEMO (9/5)
Sacks: 1.0 - vs. SEMO (9/5)
INT: NA
FF: NA
PBU: 1 - vs. SEMO (9/5)

CAREER

Tackles: 8 - at Florida (10/18/14)
TFL: 2.0 - vs. Kentucky (10/25/14)
Sacks: 1 - twice, MR vs. SEMO (9/5/15)
INT: 1 - at Tennessee (11/22/14)
FF: 1 - at Florida (10/18/14)



#1 JOHN GIBSON // CB

SEASON

Tackles: 2 - at ASU (9/12)
TFL: NA
Sacks: NA
INT: 1 - at ASU (9/12)
FF: NA
PBU: 1 - at ASU (9/12)

CAREER

Tackles: 5 - at Tennessee (11/22/14)
TFL: 0.5 - twice, MR vs. Arkansas (11/28/14)
Sacks: NA
INT: 1 - twice, MR at ASU (9/12/15)
FF: NA



#91 CHARLES HARRIS // DE

SEASON

Tackles: 6 - at ASU (9/12)
TFL: 4.5 - at ASU (9/12)
Sacks: 2.0 - at ASU (9/12)
INT: NA
FF: 1 - vs. SEMO (9/5)
QBH: 2 - at ASU (9/12)

CAREER

Tackles: 6 - at ASU (9/12/15)
TFL: 4.5 - at ASU (9/12/15)
Sacks: 2.0 - at ASU (9/12/15)
INT: NA
FF: 1 - vs. SEMO (9/5/15)



#95 RICKEY HATLEY // DT

SEASON

Tackles: 3 - vs. UConn (9/19)
TFL: 1.5 - vs. SEMO (9/5)
Sacks: NA
INT: NA
FF: NA

CAREER

Tackles: 3 - twice, MR vs. UConn (9/19/15)
TFL: 1.5 - vs. SEMO (9/5/15)
Sacks: 1.0 - vs. UCF (9/13/14)
INT: NA
FF: 1 vs. UCF (9/13/14)



#25 DONAVIN NEWSOM // LB

SEASON

Tackles: 6 - vs. SEMO (9/5)
TFL: 1.0 - at ASU (9/12)
Sacks: NA
INT: NA
FF: NA
PBU: 1 - vs. UConn (9/19)

CAREER

Tackles: 6 - vs. SEMO (9/5/15)
TFL: 1.0 - twice, MR vs. Minnesota (1/1/15)
Sacks: NA
INT: NA
FF: 1 - twice, MR vs. Minnesota (1/1/15)



#11 AARION PENTON // CB

SEASON

Tackles: 7 - vs. SEMO (9/5)
TFL: 1.0 - vs. SEMO (9/5)
Sacks: NA
INT: NA
FF: NA
PBU: 1 - vs. UConn (9/19)

CAREER

Tackles: 7 - twice, MR vs. SEMO (9/5/15)
TFL: 1.0 - 3x, MR vs. SEMO (9/5/15)
Sacks: NA
INT: 1 - three times, MR vs. Kentucky (11/1/14)
FF: 1 - vs. Georgia (10/11/14)



#30 MICHAEL SCHERER // LB

SEASON

Tackles: 10 - at ASU (9/12)
TFL: 3.0 - at ASU (9/12)
Sacks: NA
INT: NA
FF: NA
QBH: 1 - vs. SEMO (9/5)

CAREER

Tackles: 13 - twice, MR vs. Kentucky (11/1/14)
TFL: 3.0 - at ASU (9/12/15)
Sacks: 0.5 at Tennessee (11/22/15)
INT: NA
FF: 1 - vs. Alabama (12/6/14)



#21 IAN SIMON // S

SEASON

Tackles: 5 - at ASU (9/12)
TFL: NA
Sacks: NA
INT: NA
FR: 1 - vs. SEMO (9/5)
PBU: NA

CAREER

Tackles: 8 - at Florida (10/18/14)
TFL: 1.5 - vs. Texas A&M (11/30/13)
Sacks: 0.5 - at Tennessee (11/22/14)
INT: 1 - twice, MR at Texas A&M (11/15/14)
FF: 1 - vs. SDSU (8/30/14)



#22 ANTHONY SHERRILLS // S

SEASON

Tackles: 6 - at ASU (9/12)
TFL: 1.0 - at ASU (9/12)
Sacks: NA
INT: 1 - vs. UConn (9/19)
FF: 1 - vs. UConn (9/19)
FR: 1 - vs. UConn (9/19)

CAREER

Tackles: 6 - at ASU (9/12/15)
TFL: 1.0 - at ASU (9/12/15)
Sacks: NA
INT: 1 - vs. UConn (9/19/15)
FF: 1 - vs. UConn (9/19/15)

CAREER HIGHS - DEFENSE



#16 MARCELL FRAZIER // DT

SEASON

Tackles: 3 - at ASU (9/12)
TFL: 1.5 - at ASU (9/12)
Sacks: NA
QBH: 1 - twice
FF: NA

CAREER

Tackles: 3 - at ASU (9/12/15)
TFL: 1.5 - at ASU (9/12/15)
Sacks: NA
QBH: 1 - twice, MR vs. UConn (9/19/15)
FF: NA



#56 WALTER BRADY // DE

SEASON

Tackles: 2 - twice
TFL: 2.0 - vs. UConn (9/19)
Sacks: 2.0 - vs. UConn (9/19)
QBH: 1 - twice
FF: NA

CAREER

Tackles: 2 - at ASU (9/12/15)
TFL: 2.0 vs. UConn (9/19/15)
Sacks: 2.0 vs. UConn (9/19/15)
QBH: 1 - twice, MR vs. UConn (9/19/15)
FF: NA



#40 CLARENCE GREEN // LB

SEASON

Tackles: 5 - vs. SEMO (9/5)
TFL: NA
Sacks: NA
INT: NA
FF: NA

CAREER

Tackles: 5 - vs. SEMO (9/5/15)
TFL: NA
Sacks: NA
INT: NA
FF: 1NA



#34 JOEY BURKETT // LB

SEASON

Tackles: 6 - vs. SEMO (9/5)
TFL: NA
Sacks: NA
INT: NA
FF: NA
PBU: NA

CAREER

Tackles: 6 - vs. SEMO (9/5/15)
TFL: NA
Sacks: NA
INT: NA
FF: NA



#8 THOMAS WILSON // S

SEASON

Tackles: 1 - three times
TFL: NA
Sacks: NA
INT: NA
FF: NA
PBU: NA

CAREER

Tackles: 3 - twice, MR at Florida (10/18/14)
TFL: 1.0 - at Tennessee (11/22/14)
Sacks: NA
INT: NA
PBU: 1 - vs. SDSU (8/30/14)



#88 NATE HOWARD // DE

SEASON

Tackles: 2 - vs. SEMO (9/5)
TFL: 1.5 - vs. SEMO (9/5)
Sacks: NA
INT: NA
FF: NA
QBH: NA

CAREER

Tackles: 2 - vs. SEMO (9/5)
TFL: 1.5 - vs. SEMO (9/5)
Sacks: NA
INT: NA
FF: NA



#79 TERRY BECKNER // DT

SEASON

Tackles: 4 - vs. SEMO (9/5)
TFL: 1.0 - twice
Sacks: NA
INT: NA
FF: NA

CAREER

Tackles: 4 - vs. SEMO (9/5)
TFL: 1.0 - twice, MR vs. UConn (9/19/15)
Sacks: 1.0 - vs. UCF (9/13/14)
INT: NA
FF: 1 vs. UCF (9/13/14)

FAUROT FIELD AT MEMORIAL STADIUM (71,168 CAPACITY)



Mizzou's gameday home is Memorial Stadium/Faurot Field. Here are some facts associated with the stadium.

- Opened in 1926
- Built for a cost of \$350,000
- Initial seating capacity was 25,000
- Named Memorial Stadium in honor of the 112 Mizzou graduates and students who died in World War I
- The Rock M overlooking the North endzone debuted in 1927, and was assembled by the freshman class
- Seating capacity is 71,168 in 2015
- MU all-time record at Memorial Stadium is 277-175-20 (61%) in 89 seasons.
- Field was named Faurot Field in 1972 in honor of Hall of

- Fame Coach Don Faurot (fuh-ROE)
- Approximately \$50 million of construction investment provided new amenities prior to 2014, including:
 - East side addition which added a new upper deck (called the Tiger Deck), which added 4,500 seats
 - A new club/lounge level (called the Columns Club) complete with outdoor loge seating and two suites
 - New lighting towers
 - Ribbon/message boards on both the east and west sides
 - Newly-created tailgating area beyond the southwest corner of the stadium called Truman's Terrace



MIZZOU - THE LAST TIME IT HAPPENED...

RUSHING

30 attempts _____ 45 - Zain Gilmore vs. Texas Tech, 10/30/99
 200 yards _____ 263 - Henry Josey vs. Western Illinois, 9/17/11
 3 TDs _____ Russell Hansbrough at South Carolina, 9/27/14
 4 TDs _____ Tony Temple vs. Arkansas (Cotton Bowl), 1/1/08
 50+ yard rush _____ 68 - Russell Hansbrough vs. Indiana, 9/20/14
 75+ yard rush _____ 86 - Henry Josey at Kentucky, 11/9/13
 Two 100-yard performances _____ 115 - Henry Josey vs. Murray State, 8/31/13
 (same game) _____ 104 - Russell Hansbrough vs. Murray State, 8/31/13
 Four consecutive 100-yard games _____ Henry Josey
 (same season) _____ 129 vs. Iowa State, 10/15/11
 _____ 138 vs. Oklahoma State, 10/22/11
 _____ 162 at Texas A&M, 10/29/11
 _____ 132 at Baylor, 11/5/11

PASSING

30-39 attempts _____ 36 - Maty Mauk at Arkansas State, 9/12/15
 40-49 attempts _____ 42 - Maty Mauk vs. Arkansas, 11/28/14
 50 attempts _____ 51 - James Franklin at Florida, 11/3/12
 30-39 completions _____ 32 - James Franklin at Indiana, 9/21/13
 300 yards _____ 331 - Maty Mauk vs. Indiana, 9/20/14
 400 yards _____ 434 - Blaine Gabbert vs. Iowa, 12/28/10
 75+ yard completion _____ 78 - Drew Lock vs. SEMO, 9/5/15
 Two QBS over 100 yards _____ Maty Mauk, 181; Drew Lock 138 vs. SEMO, 9/5/15
 3 TDs _____ Maty Mauk vs. South Dakota State, 8/30/14
 4 TDs _____ Maty Mauk vs. UCF, 9/13/14
 5 TDs _____ Maty Mauk at Toledo, 9/6/14
 4 interceptions _____ Maty Mauk vs. Georgia, 10/11/14
 5 interceptions _____ Terry McMillan vs. Penn State, 1/1/70
 6 interceptions _____ Kent Kiefer vs. Miami (Fla), 9/23/89

RECEIVING

10+ receptions _____ 12 - Bud Sasser vs. Indiana, 9/20/14
 150 yards _____ 153 - Bud Sasser vs. Indiana, 9/20/14
 75+ yard reception _____ 78 (TD) - Tyler Hunt vs. SEMO, 9/5/15
 Two 100-yard performances _____ 101 (10) - Marcus Lucas at Indiana, 9/21/13
 (same game) _____ 105 (8) - Dorial Green-Beckham at Indiana, 9/21/13
 Three 100-yard performances _____ 172 (6) - Jeremy Maclin vs. Nevada, 9/13/08
 (same game) _____ 127 (6) - Chase Coffman vs. Nevada, 9/13/08
 _____ 100 (6) - Tommy Saunders vs. Nevada, 9/13/08
 3 TDs _____ Danario Alexander at Kansas State, 11/14/09
 4 TDs _____ Dorial Green-Beckham at Kentucky, 11/9/13

DEFENSIVE

15+ tackles _____ 16 - Kentrell Brothers at Arkansas State, 9/12/15
 3.0+ sacks _____ 3.0 - Michael Sam vs. Florida, 10/19/13
 3.0+ TFL _____ 4.5 - Charles Harris at Arkansas State, 9/12/15
 4.0+ TFL _____ 4.5 - Charles Harris at Arkansas State, 9/12/15

TOTAL OFFENSE (RUSHING & PASSING)

400+ yards _____ 404 - James Franklin at Indiana, 9/21/13
 300-399 yards _____ 363 - Maty Mauk vs. Indiana, 9/20/14

FIELD GOALS

50 yards _____ 52, 50 - Andrew Baggett vs. Arkansas, 11/28/14
 4 FG made _____ 4 - Grant Ressel vs. Kansas, 11/28/09
 5 FG made _____ 5 - Andrew Baggett vs. Florida, 10/19/13
 6 FG attempted _____ 7 - Tom Whelihan vs. Oklahoma State, 11/16/85

TOUCHDOWN RETURNS (YARDAGE)

Kickoff _____ 96 - Marcus Murphy at Florida, 10/18/14
 Punt _____ 82 - Marcus Murphy at Florida, 10/18/14
 Interception _____ 46 - Darvin Ruise at Florida, 10/18/14
 Fumble _____ 21 - Markus Golden at Florida, 10/18/14
 Blocked Field Goal _____ 70 - Carlos Posey vs. West Virginia, 12/26/98
 Blocked Punt _____ 41 - Aarion Penton vs. SEMO, 9/5/15

TEAM

Shut out opponent at Faurot Field _____ 69-0 vs. Western Illinois, 9/17/11
 Shut out opponent on the road _____ 14-0 at Iowa State, 11/20/10
 Shut out opponents, back-to-back _____ 27-0 at Kansas State, 10/8/66
 _____ 7-0 vs. Oklahoma, 10/15/66
 Won in overtime _____ 51-48 (4 OT) at Tennessee, 11/10/12
 Blocked a punt _____ vs. UConn - safety (Clarence Green, 9/19/15)
 Block a field goal _____ at Toledo (Harold Brantley), 9/6/14
 Block a PAT _____ vs. UConn (Kentrell Brothers), 9/19/15
 Scored a safety _____ vs. UConn (Clarence Green blocked punt), 9/19/15
 Game-winning field goal _____ 35 yards, Andrew Baggett at Tennessee, 11/10/12
 Scored 50 points _____ 51-28 win at Vanderbilt, 10/5/13
 Scored 60 points _____ 62-10 win vs. SE Louisiana, 9/1/12
 600 yards of total offense _____ 623 at Indiana, 9/21/13
 700 yards of total offense _____ 744 vs. Western Illinois, 9/17/11

OPPONENT - THE LAST TIME IT HAPPENED...

RUSHING

30+ attempts _____ 38 - Nick Chubb, Georgia, 10/11/14
 200 yards _____ 304 - Tre Mason, Auburn, 12/7/13
 300 yards _____ 304 - Tre Mason, Auburn, 12/7/13
 3 TDs _____ Kareem Hunt, Toledo, 9/6/14
 4 TDs _____ Tre Mason, Auburn, 12/7/13
 Two 100-yard performances _____ 304 - Tre Mason, Auburn, 12/7/13
 (same game) _____ 101 - Nick Marshall, Auburn, 12/7/13

PASSING

40-49 attempts _____ 42 - Bo Wallace, Ole Miss, 11/23/13
 50+ attempts _____ 57 - Clint Chelf, Oklahoma State, 1/3/14
 30-39 completions _____ 33 - Clint Chelf, Oklahoma State, 1/3/14
 40+ completions _____ 44 - Graham Harrell, Texas Tech, 10/20/07
 400 yards _____ 404 - Tyler Bray, Tennessee, 11/10/12
 500 yards _____ 510 - Kliff Kingsbury, Texas Tech, 10/19/02
 4 TDs _____ Tyler Bray, Tennessee, 11/10/12
 5 TDs _____ Juice Williams, Illinois, 8/30/08

RECEIVING

10+ receptions _____ 11 - Pig Howard, Tennessee, 11/2/13
 200+ yards _____ 244 - Alec Lemon, Syracuse, 11/17/12
 175-199 yards _____ 180 - Aaron Pflugrad, Arizona State, 9/9/11
 150-174 yards _____ 163 - Tevin Reese, Baylor, 11/5/11
 2 TDs _____ Josh Reynolds, Texas A&M, 11/15/14
 3 TDs _____ Ryan Broyles, Oklahoma, 9/24/11
 Two 100-yard performances _____ 136 - Julian Jones, Arkansas State, 9/28/13
 (same game) _____ 117 - J.D. McKissic, Arkansas State, 9/28/13

TOTAL OFFENSE (RUSHING & PASSING)

500 yards _____ 506 - Todd Reesing, Kansas, 11/28/09
 400 yards _____ 439 - Johnny Manziel, Texas A&M, 11/24/12

FIELD GOALS

50+ yards _____ 52 - Cody Parkey, Auburn, 12/7/13
 4 FG made _____ Brian Davis, Arkansas State, 9/28/13
 3 FG made _____ Jeremiah Detmer, Toledo, 9/7/13

TOUCHDOWN RETURNS (YARDAGE)

Kickoff _____ 100 - Solomon Patton, Florida, 10/19/13
 Punt _____ 0 (In Endzone) - Malcolm Williams, Texas, 10/24/09
 Interception _____ 57 - Brad McDougald, Kansas, 11/26/11
 Fumble _____ 12 - Curtis Lofton, Oklahoma, 10/13/07

TEAM

Shut out Mizzou at Faurot Field _____ 34-0 vs. Georgia, 10/11/14
 Shut out Mizzou on road _____ 66-0 at Kansas State, 11/20/99
 Scored 30-39 points _____ 34 - Georgia, loss, 10/11/14
 Scored 40-49 points _____ 48, Tennessee, won, 11/10/12
 Scored 50-59 points _____ 59 - Auburn, loss, 12/7/13
 Scored 60+ points _____ 62 - Oklahoma, loss, 12/6/08
 Scored safety _____ Vanderbilt, at Faurot, 10/6/12

2015 STARTING LINEUPS

OFFENSE	TE	LT	LG	C	RG	RT	QB	TB	X-WR	H-WR	Z-WR
vs. SEMO (9/5)	Culkin	McGovern	Abeln	Boehm	Hall	Crawford	Mauk	Hansbrough	Moore	Brown	Dilosa
at Ark. St. (9/12)	Culkin	McGovern	Abeln	Boehm	Hall	Crawford	Mauk	Hansbrough	Moore	Brown	Leftwich
vs. UConn (9/19)	Culkin	McGovern	Chappell	Boehm	Hall	Crawford	Mauk	Witter	Moore	Brown	Leftwich
at UK (9/26)											
vs. SC (10/3)											
vs. UF (10/10)											
at UGA (10/17)											
at VU (10/24)											
vs. MSU (11/5)											
vs. BYU (11/14)											
vs. UT (11/21)											
at Ark. (11/27)											

DEFENSE	DE	NG	DT	DE	SLB	MLB	WLB	FS	SS	CB	CB
vs. SEMO (9/5)	Frazier	Hatley	Augusta	Harris	Newsom	Scherer	Brothers	Simon	Sherrils	Dennis	Penton
at Ark. St. (9/12)	Frazier	Hatley	Augusta	Harris	Newsom	Scherer	Brothers	Simon	Sherrils	Dennis	Penton
vs. UConn (9/19)	Frazier	Hatley	Augusta	Harris	Newsom	Scherer	Brothers	Simon	Sherrils	Dennis	Penton
at UK (9/26)											
vs. SC (10/3)											
vs. UF (10/10)											
at UGA (10/17)											
at VU (10/24)											
vs. MSU (11/5)											
vs. BYU (11/14)											
vs. UT (11/21)											
at Ark. (11/27)											

2015 MIZZOU SCORING DRIVES

QUARTER	TIME	SCORING PLAY (POINTS) AFTER	PLAYS	YARDS	TIME POSS.	SCORE MU-OPP
SEMO						
1st	11:28	MOORE, J'Mon 27 yd pass from MAUK, Maty (BAGGETT, Andrew kick)	5	64	1:15	7 - 0
	04:49	BROWN, Nate 23 yd pass from MAUK, Maty (BAGGETT, Andrew kick)	5	54	1:59	14 - 0
2nd	09:54	BAGGETT, Andrew 39 yd field goal	8	48	3:15	17 - 0
3rd	10:55	BAGGETT, Andrew 23 yd field goal	10	76	3:58	20 - 3
	00:22	PENTON, Aarion 41 yd blocked punt return (BAGGETT, Andrew kick)	3	27	NA	27 - 3
4th	05:13	HUNT, Tyler 78 yd pass from LOCK, Drew (BAGGETT, Andrew kick)	5	92	1:51	34 - 3
at Arkansas State						
1st	08:00	Baggett, Andrew 30 yd field goal	12	60	4:14	3 - 0
	04:08	Brown, Nate 11 yd pass from Mauk, Maty (Baggett, Andrew kick)	1	11	0:07	10 - 10
3rd	05:25	Leftwich, Wesley 32 yd pass from Mauk, Maty (Baggett, Andrew kick)	6	62	2:20	17 - 17
	00:44	Culkin, Sean 21 yd pass from Mauk, Maty (Baggett, Andrew kick)	6	65	2:28	24 - 17
4th	07:10	Baggett, Andrew 41 yd field goal	8	16	2:14	27 - 20
UConn						
1st	07:44	Green, Clarence safety	NA	NA	NA	0 - 2
3rd	05:03	Mauk, Maty 2 yd run (Baggett, Andrew kick)	15	68	6:34	6 - 9

at Kentucky

vs. South Carolina

vs. Florida

at Georgia

at Vanderbilt

vs. Mississippi State

vs. BYU

vs. Tennessee

at Arkansas

2015 SEASON HONORS

EVAN BOEHM // C // SR

Preseason

All-SEC Third Team (AP)
 All-SEC Third Team (Coaches)
 Rimington Watch List
 Outland Watch List

KENTRELL BROTHERS // LB // SR

Preseason

All-SEC Second Team (Coaches)
 All-SEC Third Team (AP)
 Bednarik Award Watch List
 Nagurski Award Watch List
 Butkus Award Watch List
 SEC Defensive Player of the Week (9/14)

RUSSELL HANSBROUGH // RB // SR

Preseason

All-SEC Third Team (Coaches)
 Maxwell Award Watch List
 Doak Walker Award Watch List
 Earl Campbell Tyler Rose Award Watch List

MATY MAUK // QB // RS-JR

Preseason

All-SEC Second Team (Coaches)
 Maxwell Award Watch List
 Manning Award Watch List

GARY PINKEL // HEAD COACH

Preseason

Dodd Trophy Watch List

MIZZOU'S 2015 OPPONENTS

SEMO (1-2)

Date	Opponent	Score/Time
Sept. 5	@ Mizzou	L, 34-3
Sept. 12	Southern Illinois	W, 27-24
Sept. 19	@ Indiana State	L, 29-28
Sept. 26	Shorter	1 p.m.
Oct. 3	Murray State	6 p.m.
Oct. 10	@ E. Illinois	1 p.m.
Oct. 17	E. Kentucky	1 p.m.
Oct. 24	OPEN	
Oct. 31	Tennessee Tech	1 p.m.
Nov. 7	@ Austin Peay	4 p.m.
Nov. 14	@ Jacksonville St.	1 p.m.
Nov. 21	UT Martin	1 p.m.

ARKANSAS STATE (1-2)

Date	Opponent	Score/Time
Sept. 5	@ USC	L, 55-6
Sept. 12	Mizzou	L, 27-20
Sept. 19	vs. Missouri State	W, 70-7
Sept. 26	@ Toledo	TBD
Oct. 3	vs. Idaho	TBD
Oct. 13	@ South Alabama	7 p.m.
Oct. 20	vs. Louisiana-Lafayette	7 p.m.
Oct. 31	vs. Georgia State	TBD
Nov. 5	@ Appalachian State	6:30 p.m.
Nov. 14	at UL-Monroe	2 p.m.
Nov. 21	OPEN	
Nov. 28	at New Mexico State	TBD
Dec. 5	vs. Texas State	TBD

UCONN (2-1)

Date	Opponent	Score/Time
Sept. 3	Villanova	W, 20-15
Sept. 12	Army	W, 22-17
Sept. 19	@ Mizzou	L, 9-6
Sept. 26	vs. Navy	TBD
Oct. 2	@ BYU	9:15 p.m.
Oct. 10	@ UCF	TBD
Oct. 17	vs. USF	TBD
Oct. 24	@ Cincinnati	TBD
Oct. 30	vs. ECU	6 p.m.
Nov. 7	@ Tulane	TBD
Nov. 14	OPEN	
Nov. 21	vs. Houston	TBD
Nov. 28	@ Temple	TBD

KENTUCKY (2-1)

Date	Opponent	Score/Time
Sept. 5	Louisiana-Lafayette	W, 40-33
Sept. 12	@ South Carolina	W, 26-22
Sept. 19	Florida	L, 14-9
Sept. 26	Mizzou	TBD
Oct. 3	E. Kentucky	TBD
Oct. 15	Auburn	6 p.m.
Oct. 24	@ Mississippi State	TBD
Oct. 31	Tennessee	TBD
Nov. 7	at Georgia	TBD
Nov. 14	@ Vanderbilt	TBD
Nov. 21	Charlotte	TBD
Nov. 28	Louisville	TBD

SOUTH CAROLINA (1-2)

Date	Opponent	Score/Time
Sept. 3	North Carolina	W, 17-13
Sept. 12	Kentucky	L, 26-22
Sept. 19	@ Georgia	L, 52-20
Sept. 26	vs. UCF	TBD
Oct. 3	@ Mizzou	11 a.m.
Oct. 10	VS. LSU	TBD
Oct. 17	vs. Vanderbilt	TBD
Oct. 24	OPEN	
Oct. 31	@ Texas A&M	TBD
Nov. 7	@ Tennessee	TBD
Nov. 14	vs. Florida	TBD
Nov. 21	The Citadel	TBD
Nov. 28	vs. Clemson	TBD

FLORIDA (3-0)

Date	Opponent	Score/Time
Sept. 5	New Mexico State	W, 61-13
Sept. 12	ECU	W, 31-24
Sept. 19	@ Kentucky	W, 14-9
Sept. 26	Tennessee	TBD
Oct. 3	Ole Miss	TBD
Oct. 10	@ Mizzou	TBD
Oct. 17	@ LSU	TBD
Oct. 24	OPEN	
Oct. 31	Georgia	2:30 p.m.
Nov. 7	Vanderbilt	TBD
Nov. 14	@ South Carolina	TBD
Nov. 21	FAU	TBD
Nov. 28	Florida State	TBD

GEORGIA (3-0)

Date	Opponent	Score/Time
Sept. 5	UL-Monroe	W, 51-14
Sept. 12	@ Vanderbilt	W, 31-14
Sept. 19	vs. South Carolina	W, 52-20
Sept. 26	Southern	TBD
Oct. 3	Alabama	TBD
Oct. 10	@ Tennessee	TBD
Oct. 17	Mizzou	TBD
Oct. 24	OPEN	
Oct. 31	Florida	2:30 p.m.
Nov. 7	Kentucky	TBD
Nov. 14	@ Auburn	TBD
Nov. 21	Georgia Southern	TBD
Nov. 28	@ Georgia Tech	TBD

VANDERBILT (1-2)

Date	Opponent	Score/Time
Sept. 3	Western Kentucky	L, 14-12
Sept. 12	Georgia	L, 31-14
Sept. 19	vs. Austin Peay	W, 47-7
Sept. 26	@ Ole Miss	TBD
Oct. 3	@ Middle Tennessee	6 p.m.
Oct. 10	OPEN	
Oct. 17	@ South Carolina	TBD
Oct. 24	vs. Mizzou	TBD
Oct. 31	@ Houston	
Nov. 7	@ Florida	TBD
Nov. 14	Kentucky	TBD
Nov. 21	Texas A&M	TBD
Nov. 28	@ Tennessee	TBD

MISSISSIPPI STATE (2-1)

Date	Opponent	Score/Time
Sept. 5	@ Southern Miss	W, 34-16
Sept. 12	LSU	L, 21-19
Sept. 19	Northwestern State	W, 62-13
Sept. 26	@ Auburn	TBD
Oct. 3	@ Texas A&M	TBD
Oct. 10	Troy	TBD
Oct. 17	LA Tech	TBD
Oct. 24	Kentucky	TBD
Oct. 31	OPEN	
Nov. 5	@ Mizzou	8 p.m.
Nov. 14	Alabama	TBD
Nov. 21	@ Arkansas	TBD
Nov. 28	Ole Miss	TBD

BYU (2-1)

Date	Opponent	Score/Time
Sept. 5	@ Nebraska	W, 33-28
Sept. 12	Boise State	W, 35-24
Sept. 19	@ UCLA	L, 24-23
Sept. 26	@ Michigan	TBD
Oct. 2	UConn	9:15 p.m.
Oct. 10	ECU	TBD
Oct. 16	Cincinnati	7 p.m.
Oct. 24	Wagner	2 p.m.
Oct. 31	OPEN	
Nov. 6	@ San Jose State	10:30 p.m.
Nov. 14	Mizzou (Kansas City)	TBD
Nov. 21	Fresno State	TBD
Nov. 28	at Utah State	2:30 p.m.

TENNESSEE (2-1)

Date	Opponent	Score/Time
Sept. 5	Bowling Green	W, 59-20
Sept. 12	Oklahoma	L, 31-24 (2 OT)
Sept. 19	W. Carolina	W, 55-10
Sept. 26	@ Florida	TBD
Oct. 3	Arkansas	TBD
Oct. 10	Georgia	TBD
Oct. 17	OPEN	
Oct. 24	@ Alabama	TBD
Oct. 31	@ Kentucky	TBD
Nov. 7	South Carolina	TBD
Nov. 14	North Texas	TBD
Nov. 21	@ Mizzou	TBD
Nov. 28	vs. Vanderbilt	TBD

ARKANSAS (1-2)

Date	Opponent	Score/Time
Sept. 5	UTEP	W, 48-13
Sept. 12	Toledo	L, 16-12
Sept. 19	Texas Tech	L, 35-24
Sept. 26	Texas A&M	TBD
Oct. 3	@ Tennessee	TBD
Oct. 10	@ Alabama	TBD
Oct. 17	OPEN	
Oct. 24	Auburn	TBD
Oct. 31	UT Martin	TBD
Nov. 7	@ Ole Miss	TBD
Nov. 14	@ LSU	TBD
Nov. 21	Mississippi State	TBD
Nov. 28	Mizzou	1:30 p.m.



EASTERN DIVISION

Team	SEC	Pct.	Overall	Pct.
Georgia	2-0	1.000	3-0	1.000
Florida	1-0	1.000	3-0	1.000
Kentucky	1-1	.500	2-1	.667
Missouri	0-0	.000	3-0	1.000
Tennessee	0-0	.000	2-1	.667
South Carolina	0-2	.000	1-2	.333
Vanderbilt	0-1	.000	1-2	.333

WESTERN DIVISION

Team	SEC	Pct.	Overall	Pct.
LSU	2-0	1.000	2-0	1.000
Ole Miss	1-0	1.000	3-0	1.000
Texas A&M	0-0	.000	3-0	1.000
Arkansas	0-0	.000	1-2	.333
Alabama	0-1	.000	2-1	.667
Auburn	0-1	.000	2-1	.667
Mississippi St.	0-1	.000	2-1	.667

MIZZOU ALL-TIME VS. 2015 OPP.

Team	W	L	T	Pct.
SEMO	3	0	0	1.000
Arkansas St.	4	0	0	1.000
UConn	1	0	0	1.000
Kentucky	3	2	0	.600
South Carolina	3	2	0	.600
Florida	3	1	0	.750
Georgia	1	3	0	.250
Vanderbilt	4	2	1	.643
Mississippi St.	2	0	0	1.000
BYU	0	1	0	.000
Tennessee	3	0	0	1.000
Arkansas	4	2	0	.667
Total:	31	13	1	.716
vs. SEC:	23	12	1	.652

ROSTER/PRONUNCIATION GUIDE

#	Name	Pos.	Ht.	Wt.	Yr.	Hometown	High School (Previous)
1	Anthony Hines	DB	6-1	190	So.	South San Francisco, Calif.	El Camino/Coll. of San Mateo
1	Marvin Zanders	QB	6-1	185	RSFr.	Jacksonville, Fla.	Raines
2	Nate Brown	WR	6-3	205	So.	Suwanee, Ga.	North Gwinnett
3	Cortland Browning	S	6-1	205	Sr.	Tyler, Texas	Lee
3	Luke Jackson	PK	6-1	185	So.	Pensacola, Fla.	West
3	Drew Lock	QB	6-4	205	Fr.	Lee's Summit, Mo.	Lee's Summit
4	Brandon Lee	LB	6-2	220	RSFr.	Indianapolis, Ind.	Lawrence Central
4	Ryan Williams	TB	6-0	180	Fr.	Lee's Summit, Mo.	West
5	Marquise Doherty	TB	6-1	205	Fr.	Kansas City, Mo.	Winnetonka
5	John Gibson	DB	6-0	190	Jr.	Missouri City, Texas	Marshall
6	J'Mon Moore	WR	6-3	190	So.	Missouri City, Texas	Elkins
6	Tavon Ross	S	6-0	200	RSFr.	Cochran, Ga.	Bleckley County
7	Kenya Dennis	DB	5-11	200	Sr.	Leland, Miss.	Hind CC
7	Maty Mauk	QB	6-0	195	Jr.	Kenton, Ohio	
8	Justin Smith	WR	6-7	200	Fr.	Dublin, Ga.	West Laurens
8	Thomas Wilson	S	5-10	190	So.	Suwanee, Ga.	Buford
9	Eddie Printz	QB	6-3	205	So.	Marietta, Ga.	Lassiter
9	T.J. Warren	DB	5-11	190	Fr.	Conyers, Ga.	Rockdale County
10	Kentrell Brothers	LB	6-1	235	Sr.	Guthrie, Okla.	Guthrie
10	Jason Reese	TE	6-5	250	So.	Euleuss, Texas	Trinity
11	Kendall Blanton	TE	6-6	250	RSFr.	Blue Springs, Mo.	South
11	Aaron Penton	DB	5-10	190	Jr.	St. Louis, Mo.	Christian Brothers
12	Tanner Hull	WR	6-0	220	So.	Kansas City, Mo.	O'Hara
12	Johnathon Johnson	WR	5-10	175	Fr.	Memphis, Tenn.	Melrose
12	Dominic Nelson	S	6-0	185	Jr.	Florissant, Mo.	Florissant
13	Corbin Berkstresser	QB	6-3	210	Sr.	Lee's Summit, Mo.	Lee's Summit
13	Spencer Williams	DL	6-3	245	RSFr.	Jacksonville, Fla.	First Coast
14	Ray Wingo	WR	5-11	180	RSFr.	St. Louis, Mo.	St. Louis University High
15	Keyon Dilosa	WR	6-3	200	RSFr.	Round Rock, Texas	Round Rock
15	Grant Jones	LB	6-3	225	RSFr.	Columbia, Mo.	Hickman
16	Brock Bondurant	S	6-2	215	Jr.	Memphis, Mo.	Scotland Co. R-1
16	Marcell Frazier	DL	6-5	265	Jr.	Portland, Ore.	Douglas/College of Siskiyous
16	Thomas Richard	WR	6-1	190	RSFr.	Nashville, Tenn.	Christ Presbyterian
17	DeSean Blair	WR	6-3	190	RSFr.	Jacksonville, Fla.	Sandalwood
18	Wesley Leftwich	WR	6-1	205	Sr.	Columbia, Mo.	Hickman
18	Josh Moore	DL	6-5	280	Fr.	Olathe, Kan.	North
19	Oke Akushe	WR	5-10	185	So.	St. Louis, Mo.	McCluer North
19	Ronnell Perkins	S	6-0	185	Fr.	St. Louis, Mo.	University City
20	Trevon Walters	TB	5-10	200	RSFr.	Bradenton, Fla.	Manatee
21	Ian Simon	S	6-0	195	Sr.	Mansfield, Texas	Legacy
21	Ish Witter	TB	5-10	190	So.	Tampa, Fla.	Alonso
22	Anthony Sherrils	DB	6-0	190	So.	Kansas City, Mo.	Hogan Prep
24	Terez Hall	LB	6-2	215	Fr.	Lithonia, Ga.	King
25	Donavin Newsom	LB	6-2	230	Jr.	St. Louis, Mo.	Parkway North
26	Jake Brents	WR	6-3	205	Jr.	Springfield, Mo.	Kickapoo
26	Corey Fatony	P	5-11	185	Fr.	Franklin, Tenn.	Franklin
28	Logan Cheadle	DB	5-10	180	So.	Lee's Summit, Mo.	West
28	Steven Spadarotto	WR	6-2	185	Fr.	Santa Maria, Calif.	Righetti
29	DeAndre McKenzie	DB	6-1	195	Sr.	Lee's Summit, Mo.	(Lee's Summit/Mo. Southern
30	Michael Scherer	LB	6-3	230	Jr.	St. Louis, Mo.	Country Day
31	Finis Stribling IV	DB	5-11	175	RSFr.	Thompson's Station, Tenn.	Independence
32	Russell Hansbrough	TB	5-9	195	Sr.	Arlington, Texas	Bowie
33	Cam Hilton	S	6-0	180	Fr.	St. Louis, Mo.	Webster Groves
34	Joey Burkett	LB	6-2	210	So.	Jefferson City, Mo.	Jefferson City
35	Tyler Hunt	TB	5-11	210	Sr.	Huntsville, Mo.	Westran
35	Zane Jacoby	S	6-4	205	Fr.	Huntsville, Mo.	Westran
36	Isaiah Pierre	S	5-9	165	RSFr.	Hollywood, Fla.	Hollywood Hills
36	Morgan Steward	TB	6-0	210	Jr.	Kansas City, Mo.	Staley
38	Eric Beisel	LB	6-3	225	So.	Fenton, Mo.	Rockwood Summit
39	Chase Abbington	TB	6-2	215	Jr.	St. Louis, Mo.	Ft. Zumwalt South/Hutchinson CC
39	Justin Piazza	LB	6-0	205	Jr.	St. Petersburg, Fla.	Catholic
40	Clarence Green	LB	6-0	220	Sr.	Clute, Texas	Brazoswood
40	Andrew Stevens	TB	5-9	195	Jr.	St. Louis, Mo.	Eureka
41	Eric Laurent	WR	6-2	215	Jr.	Ballwin, Mo.	Parkway South
41	Faheem Williams	S	5-11	190	RSFr.	Overbrook, Pa.	Prep Charter
43	Christian Geen	TE	6-1	220	So.	Columbia, Mo.	Hickman
45	Franklin Agbasimere	LB	6-2	220	Fr.	Lagos, Nigeria	Montverde [Fla.] Academy
45	Nick Rhone	WR	5-10	200	So.	Beaumont, Texas	Central
46	Trei Walton	DB	5-10	190	Sr.	Northville, Mich.	Northville/Northwood Univ.
48	Roderick Winters	LB	5-11	225	RSFr.	Arlington, Texas	Bowie
49	Ferrod Gardner	LB	6-2	200	Fr.	Dayton, Ohio	Trotwood-Madison
50	Jacob Trump	LB	6-3	225	Fr.	Kahoka, Mo.	Clark County
51	Ed Cruz	DL	6-2	230	So.	Park Hill, Mo.	Central
52	Jordan Hill	OL	6-2	270	Sr.	Lee's Summit, Mo.	North

ALPHABETICAL

No.	Name	Pos.
39	Chase Abbington	TB
57	Alec Abeln	OL
64	Paul Adams	OL
91	Turner Adams	PK
45	Franklin Agbasimere	LB
19	Oke Akushe	WR
97	Josh Augusta	DL
99	Andrew Baggett	PK
56	Sam Bailey	OL
98	Dayton Balvanz	P
78	Andy Bauer	OL
79	Terry Beckner, Jr.	DL
38	Eric Beisel	LB
13	Corbin Berkstresser	QB
17	DeSean Blair	WR
11	Kendall Blanton	TE
77	Evan Boehm	OL
16	Brock Bondurant	S
56	Walter Brady	DL
90	Harold Brantley	DL
26	Jake Brents	WR
10	Kentrell Brothers	LB
2	Nate Brown	WR
3	Cortland Browning	S
34	Joey Burkett	LB
93	Andrew Carr	PK
59	Jeffrey Cathey	WR
62	Taylor Chappell	OL
28	Logan Cheadle	DB
90	Nick Coffman	PK
46	Shaun Conway	TB
55	Nate Crawford	OL
51	Ed Cruz	DL
70	Malik Cuellar	OL
80	Sean Culkin	TE
7	Kenya Dennis	DB
15	Keyon Dilosa	WR
5	Marquise Doherty	TB
67	Jonah Dubinski	OL
82	Clayton Echard	TE
24	John Eierman	WR
68	Mike Fairchild	OL
26	Corey Fatony	P
85	Richaud Floyd	WR
16	Marcell Frazier	DL
49	Ferrod Gardner	LB
43	Christian Geen	TE
5	John Gibson	DB
40	Clarence Green	LB
76	Thomas Grossman	OL
84	Emanuel Hall	WR
73	Mitch Hall	OL
24	Terez Hall	LB
89	Tyler Hanneke	DL
32	Russell Hansbrough	TB
87	Jordan Harold	DL
69	A.J. Harris	OL
91	Charles Harris	DL
95	Rickey Hatley	DL
52	Jordan Hill	OL
33	Cam Hilton	S
1	Anthony Hines	DB
88	Nate Howard	DL
12	Tanner Hull	WR
35	Tyler Hunt	TB
86	Jake Hurrell	OL
3	Luke Jackson	PK
94	Tyrell Jacobs	DL
35	Zane Jacoby	S
12	Johnathon Johnson	WR
15	Grant Jones	LB
75	Max Kavy	OL
89	Brian Kurz	TE
41	Eric Laurent	WR
4	Brandon Lee	LB
18	Wesley Leftwich	WR
3	Drew Lock	QB
96	A.J. Logan	DL

#	Name	Pos.	Ht.	Wt.	Yr.	Hometown	High School (Previous)
52	Eddie Serrano	DE	6-3	235	So.	Niles, Ill.	Notre Dame Prep
53	Christian Williams	LB	6-0	235	Jr.	Lake Ozark, Mo.	School of the Osage
54	Nick Monaghan	OL	6-2	245	Sr.	Darien, Ill.	Downer's Grove South
55	Nate Crawford	OL	6-5	310	So.	Pensacola, Fla.	West
56	Sam Bailey	OL	6-5	270	RSFr.	Lamar, Mo.	Lamar
56	Walter Brady	DL	6-3	255	RSFr.	Florence, Ala.	Florence
57	Alec Abeln	OL	6-3	290	So.	St. Louis, Mo.	University HS
58	Nick Skalak	OL	6-5	290	Fr.	Irving, Texas	Cistercian
59	Jeffrey Cathey	WR	6-2	185	So.	Little Rock, Ark.	Catholic
60	Connor McGovern	OL	6-4	305	Sr.	Fargo, N.D.	Shanley
61	Adam Roland	OL	6-3	315	RSFr.	St. Louis, Mo.	Oakville
62	Taylor Chappell	OL	6-5	305	Sr.	Canadian, Texas	Canadian
63	Brad McNulty	OL	6-4	305	Sr.	Allen, Texas	Allen
64	Paul Adams	OL	6-6	290	RSFr.	Nashville, Tenn.	Christ Presbyterian
65	Tanner Owen	OL	6-5	280	Fr.	Kearney, Mo.	Kearney
66	Adam Ploudre	OL	6-4	295	So.	Ballwin, Mo.	Marquette HS
67	Jonah Dubinski	OL	6-2	275	Fr.	Columbia, Mo.	Rock Bridge
68	Mike Fairchild	OL	6-5	295	RSFr.	Overland Park, Kan.	Blue Valley West
69	A.J. Harris	OL	6-4	285	Fr.	Stilwell, Kan.	Blue Valley
70	Malik Cuellar	OL	6-5	300	Jr.	Fortuna, Calif.	CC of San Francisco
71	Kevin Pendleton	OL	6-4	315	RSFr.	Lee's Summit, Mo.	West
72	Clay Rhodes	OL	6-5	290	So.	Stilwell, Kan.	Blue Valley
73	Mitch Hall	OL	6-5	310	Sr.	Russellville, Ark.	Ole Miss
74	Blake Wilbers	OL	6-2	270	Fr.	Wardsville, Mo.	Helias
75	Max Kavy	OL	6-3	285	Fr.	St. Louis, Mo.	St. Louis University High
76	Thomas Grossman	OL	6-3	260	Fr.	St. Louis, Mo.	Chaminade
77	Evan Boehm	OL	6-3	310	Sr.	Lee's Summit, Mo.	(West)
78	Andy Bauer	OL	6-3	310	RSFr.	St. Louis, Mo.	DeSmet
79	Terry Beckner, Jr.	DL	6-4	300	Fr.	East St. Louis, Ill.	East St. Louis
80	Sean Culkun	TE	6-6	245	Jr.	Indian Rocks Beach, Fla.	Christian
81	Harley Whitehouse	OL	6-0	210	Fr.	St. Louis, Mo.	Parkway Central
82	Clayton Echard	TE	6-5	260	Sr.	Eureka, Mo.	Eureka
84	Emanuel Hall	WR	6-3	200	Fr.	Franklin, Tenn.	Centennial
85	Richaud Floyd	WR	5-11	165	Fr.	Gulfport, Miss.	Gulfport
86	Jake Hurrell	OL	6-3	235	Jr.	Saint Peters, Mo.	Francis Howell North
87	Jordan Harold	DL	6-2	245	So.	St. Louis, Mo.	McCluer North
88	Nate Howard	DL	6-4	240	Fr.	St. Louis, Mo.	Watkins
89	Tyler Hanneke	DL	6-4	250	Jr.	St. Charles, Mo.	West
89	Brian Kurz	TE	6-4	230	So.	Vandalia, Mo.	Van-Far
90	Harold Brantley	DL	6-3	280	Jr.	Hershey, Pa.	Hershey
90	Nick Coffman	PK	5-11	175	Jr.	Missouri City, Texas	Elkins
91	Turner Adams	PK	6-0	195	So.	Springfield, Mo.	Kickapoo
91	Charles Harris	DL	6-3	255	So.	Kansas City, Mo.	Lincoln Prep
93	Andrew Carr	PK	6-1	175	Fr.	Cameron, Mo.	Cameron
94	Tyrell Jacobs	DL	6-4	265	Fr.	Kenner, La.	Rummel
95	Rickey Hatley	DL	6-4	300	Jr.	Atlanta, Texas	Atlanta
96	A.J. Logan	DL	6-2	310	So.	Columbia, Mo.	Rock Bridge
97	Josh Augusta	DL	6-4	345	Jr.	Peoria, Ill.	Peroia
98	Dayton Balvanz	P	6-5	200	Jr.	Eldora, Iowa	South Hardin HS/Ellsworth CC
98	Rocel McWilliams	DL	6-2	240	RSFr.	Pensacola, Fla.	West
99	Andrew Baggett	K	6-1	215	Sr.	Lee's Summit, Mo.	North

ALPHABETICAL		
No.	Name	Pos.
7	Maty Mauk	QB
60	Connor McGovern	OL
29	DeAndre McKenzie	DB
63	Brad McNulty	OL
98	Rocel McWilliams	DL
54	Nick Monaghan	OL
6	J'Mon Moore	WR
18	Josh Moore	DL
12	Dominic Nelson	S
25	Donavin Newsom	LB
65	Tanner Owen	OL
71	Kevin Pendleton	OL
11	Aarion Penton	DB
19	Ronnell Perkins	S
39	Justin Piazza	LB
36	Isaiah Pierre	S
66	Adam Ploudre	OL
9	Eddie Printz	QB
10	Jason Reese	TE
72	Clay Rhodes	OL
45	Nick Rhone	WR
16	Thomas Richard	WR
61	Adam Roland	OL
6	Tavon Ross	S
30	Michael Scherer	LB
52	Eddie Serrano	DE
22	Anthony Sherrills	DB
21	Ian Simon	S
58	Nick Skalak	OL
8	Justin Smith	WR
28	Steven Spadarotto	WR
40	Andrew Stevens	TB
36	Morgan Steward	TB
31	Finis Stribling IV	DB
50	Jacob Trump	LB
20	Trevon Walters	TB
46	Trei Walton	DB
9	T.J. Warren	DB
81	Harley Whitehouse	OL
74	Blake Wilbers	OL
53	Christian Williams	LB
41	Faheem Williams	S
4	Ryan Williams	TB
13	Spencer Williams	DL
8	Thomas Wilson	S
14	Ray Wingo	WR
48	Roderick Winters	LB
21	Ish Witter	TB
1	Marvin Zanders	QB

PRO-NUN-SEE-AY-SHUN GUIDE

PLAYERS	PLAY - urz
Alec ABELN	ABE - linn
Franklin AGBASIMERE	ag - BAZZ - uh - meer
Dayton BALVANZ	BAL - vanz
Eric BEISEL	BUY - zul
DeSEAN Blair	duh - SHAWN
Evan BOEHM	BAY - m
Joey BURKETT	BURK - it
Taylor CHAPPELL	CHAP - ul
Logan CHEADLE	CHEE - dull
MALIK CUELLAR	muh - LEEK / KWAY - lar
Keyon DILOSA	dih - LOW - suh
MARQUISE DOHERTY	mar - KEECE / DOE - ur - tee
Clayton ECHARD	ECK - urd
Cory FATONY	fuh - TOE - nee
RICHAUD Floyd	rish - ODD
FERROD Gardner	fuh - ROD
Tyler HANNEKE	HAN - uh - kee
Jake HURRELL	HURL

Zane JACOBY	juh - COE - bee
Eric LAURENT	lore - RENT
MATY MAUK	MATT - ee / MOCK
ROCEL McWilliams	ROCK - cell
J'MON Moore	JAY - mon
AARION Penton	AIR - ee - on
RONNELL Perkins	ron - NELL
Adam PLOUDRE	PLUE - dray
Thomas RICHARD	rish - ARD
TAVON Ross	TAY - von
Michael SCHERER	SHEER
Eddie SERRANO	suh - RON - oh
IAN Simon	EEE - un
Nick SKALAK	SKAL - uk
FINIS STRIBLING	FINE - iss / STRIH - bling
TREVON Walters	TRAY - von

COACHES	KOE - chuz
Gary PINKEL	PINK - ul
Barry ODOM	OWE - dum
Craig KULIGOWSKI	kool - ih - GOW - skee

HOMETOWNS	HOHMTOWNZ
Fortuna	FORE-tuna
Kearney	CAR-knee
Olathe	OH-lay-thuh
Suwanee	sue-WHA-knee
Leland	LEE-lund
Clute	rhymes with flute

STADIUM	STAY-dee-um
Faurot	FUH-roe



MIZZOU[®]

DEPTH CHART

As of
Sept. 21,
2015



OFFENSE

LT	60	Connor McGovern	6-4	305	Sr.	3L
	64	Paul Adams	6-6	290	RSFr.	
LG	62	Taylor Chappell	6-5	305	Sr.	1L
	57	Alec Abeln	6-3	290	So.	
C	77	Evan Boehm	6-3	310	Sr.	3L
	63	Brad McNulty	6-4	305	Sr.	3L
RG	73	Mitch Hall	6-5	310	Sr.	2L
	71	Kevin Pendleton	6-4	315	RSFr.	
RT	55	Nate Crawford	6-5	310	So.	
	70	Malik Cuellar	6-5	300	Jr.	
TE	80	Sean Culkin	6-6	245	Jr.	2L
	82	Clayton Echard	6-5	260	Sr.	2L
QB	10	Jason Reese	6-5	250	So.	1L
	7	Maty Mauk	6-0	195	Jr.	2L
	3	Drew Lock	6-4	205	Fr.	
	9	Eddie Printz	6-3	205	So.	-OR-
TB	1	Marvin Zanders	6-1	185	RSFr.	
	32	Russell Hansbrough	5-9	195	Sr.	3L
	21	Ish Witter	5-10	190	So.	1L
	35	Tyler Hunt	5-11	210	Sr.	2L -OR-
X	36	Morgan Steward	6-0	210	Jr.	1L -OR-
	39	Chase Abbingtion	6-2	215	RSSo.	
	6	J'Mon Moore	6-3	190	So.	1L
H	84	Emanuel Hall	6-3	200	Fr.	
	2	Nate Brown	6-3	205	So.	1L
	16	Thomas Richard	6-1	190	RSFr.	
Z	14	Ray Wingo	5-11	180	RSFr.	
	18	Wesley Leftwich	6-1	205	Sr.	1L
	15	Keyon Dilosa	6-3	200	RSFr.	
	41	Eric Laurent	6-2	215	Jr.	

DEFENSE

DE	56	Walter Brady	6-3	255	RSFr.	
	16	Marcell Frazier	6-5	265	RSSo.	
DT	79	Terry Beckner, Jr.	6-4	300	Fr.	
	96	A.J. Logan	6-2	310	So.	
NG	18	Josh Moore	6-5	280	Fr.	
	97	Josh Augusta	6-4	345	Jr.	2L
	95	Rickey Hatley	6-4	300	Jr.	2L
DE	91	Charles Harris	6-3	255	So.	1L
	88	Nate Howard	6-4	240	Fr.	
	13	Spencer Williams	6-3	245	RSFr.	
W	10	Kentrell Brothers	6-1	235	Sr.	3L
	34	Joey Burkett	6-2	210	So.	1L
M	30	Michael Scherer	6-3	230	Jr.	2L
	4	Brandon Lee	6-2	220	RSFr.	
S	25	Donavin Newsom	6-2	230	Jr.	2L
	40	Clarence Green	6-0	220	Sr.	2L
	24	Terez Hall	6-2	215	Fr.	
CB	7	Kenya Dennis	5-11	200	Sr.	1L
	5	John Gibson	6-0	190	Jr.	2L
CB	11	Aarion Penton	5-10	190	Jr.	2L
	28	Logan Cheadle	5-10	180	So.	1L
	1	Anthony Hines	6-1	190	So.	
SS	22	Anthony Sherrills	6-0	190	So.	1L
	8	Thomas Wilson	5-10	190	So.	1L
	33	Cam Hilton	6-0	180	Fr.	
FS	21	Ian Simon	6-0	195	Sr.	3L
	3	Cortland Browning	6-1	205	RSSr.	
	6	Tavon Ross	6-0	200	RSFr.	

SPECIAL TEAMS

PK	99	Andrew Baggett	6-1	215	Sr.	3L
	90	Nick Coffman	5-11	175	Jr.	
H	9	Eddie Printz	6-3	205	So.	
	41	Eric Laurent	6-2	215	Jr.	
LS	86	Jake Hurrell	6-3	235	Jr.	2L
	54	Nick Monaghan	6-2	245	Sr.	
KO	26	Corey Fatony	5-11	185	Fr.	-OR-
	99	Andrew Baggett	6-1	215	Sr.	3L

KR	22	Anthony Sherrills	6-0	190	So.	1L
	5	John Gibson	6-0	190	Jr.	2L
P	26	Corey Fatony	5-11	185	Fr.	
	98	Dayton Balvanz	6-5	200	JR.	
PR	11	Aarion Penton	5-10	190	Jr.	2L
	8	Thomas Wilson	5-10	190	So.	1L

INJURY REPORT

20	Trevon Walters (TB)	5-10	200	RSFr.	OUT
17	DeSean Blair (WR)	6-3	190	RSFr.	OUT
90	Harold Brantley (DT)	6-3	280	Jr.	OUT-season



2015 Mizzou Tiger Football
 MIZZOU Combined Team Statistics (as of Sep 20, 2015)
 All games



Date	Opponent	Score	Att.	Record:	Overall	Home	Away	Neutral
Sep 05, 2015	SOUTHEAST MISSOURI	W 34-3	64670	All games	3-0	2-0	1-0	0-0
Sep 12, 2015	at Arkansas State	W 27-20	29143	Conference	0-0	0-0	0-0	0-0
Sep 19, 2015	UCONN	W 9-6	70079	Non-Conference	3-0	2-0	1-0	0-0

Rushing	gp-gs	att	gain	loss	net	avg	td	lg	avg/g
Witter, Ish	3-1	42	164	27	137	3.3	0	27	45.7
Mauk, Maty	3-3	25	126	30	96	3.8	1	24	32.0
Hansbrough, Russell	2-2	7	38	0	38	5.4	0	20	19.0
Hunt, Tyler	3-0	8	26	0	26	3.2	0	11	8.7
Abbingtion, Chase	2-0	3	19	0	19	6.3	0	12	9.5
Steward, Morgan	3-0	10	21	3	18	1.8	0	6	6.0
Total	3	101	394	71	323	3.2	1	27	107.7
Opponents	3	120	438	123	315	2.6	1	19	105.0

Passing	gp-gs	effic	comp-att-int	pct	yds	td	lg	avg/g
Mauk, Maty	3-3	112.89	42-80-4	52.5	474	5	51	158.0
Lock, Drew	3-0	141.26	12-20-1	60.0	178	1	78	59.3
Total	3	118.57	54-100-5	54.0	652	6	78	217.3
Opponents	3	87.28	43-80-4	53.8	336	2	29	112.0

Receiving	gp-gs	no.	yds	avg	td	lg	avg/g
Moore, J'Mon	3-3	11	130	11.8	1	27	43.3
Culkin, Sean	3-3	11	97	8.8	1	21	32.3
Brown, Nate	3-3	9	125	13.9	2	25	41.7
Witter, Ish	3-1	7	46	6.6	0	20	15.3
Leftwich, Wesley	2-2	3	44	14.7	1	32	22.0
Dilosa, Keyon	2-1	3	25	8.3	0	13	12.5
Hunt, Tyler	3-0	2	129	64.5	1	78	43.0
Hall, Emanuel	2-0	2	12	6.0	0	9	6.0
Wingo, R.	3-0	2	10	5.0	0	13	3.3
Blair, D.	2-0	1	21	21.0	0	21	10.5
Reese, Jason	3-0	1	5	5.0	0	5	1.7
Richard, Thomas	2-0	1	4	4.0	0	4	2.0
Laurent, Eric	3-0	1	4	4.0	0	4	1.3
Total	3	54	652	12.1	6	78	217.3
Opponents	3	43	336	7.8	2	29	112.0

Field Goals	fg	pct.	01-19	20-29	30-39	40-49	50-99	lg	blk
Baggett, Andrew	4-5	80.0	0-0	1-1	2-2	1-2	0-0	41	0

Scoring	td	fg	PAT				dxp	saf	pts
			kick	rush	rcv	pass			
Baggett, Andrew	-	4-5	8-8	-	-	-	-	-	20
Brown, Nate	2	-	-	-	-	-	-	-	12
Penton, Aarion	1	-	-	-	-	-	-	-	6
Leftwich, Wesley	1	-	-	-	-	-	-	-	6
Hunt, Tyler	1	-	-	-	-	-	-	-	6
Mauk, Maty	1	-	-	-	-	-	-	-	6
Culkin, Sean	1	-	-	-	-	-	-	-	6
Moore, J'Mon	1	-	-	-	-	-	-	-	6
Green, Clarence	-	-	-	-	-	-	-	1	2
Total	8	4-5	8-8	-	-	-	-	1	70
Opponents	3	3-4	2-3	-	-	-	-	-	29

Score by Quarters	1st	2nd	3rd	4th	OT	Total
MIZZOU	19	10	31	10	0	70
Opponents	6	20	0	3	0	29

Team Statistics	MU	OPP
FIRST DOWNS	54	39
Rushing	20	21
Passing	26	15
Penalty	8	3
RUSHING YARDAGE	323	315
Rushing Attempts	101	120
Average Per Rush	3.2	2.6
Average Per Game	107.7	105.0
TDs Rushing	1	1
PASSING YARDAGE	652	336
Comp-Att-Int	54-100-5	43-80-4
Average Per Pass	6.5	4.2
Average Per Catch	12.1	7.8
Average Per Game	217.3	112.0
TDs Passing	6	2
TOTAL OFFENSE	975	651
Average Per Play	4.9	3.3
Average Per Game	325.0	217.0
KICK RETURNS: #-Yards	7-118	6-177
PUNT RETURNS: #-Yards	10-85	5-13
INT RETURNS: #-Yards	4-94	5-83
FUMBLES-LOST	5-1	6-2
PENALTIES-Yards	18-159	25-268
PUNTS-AVG	18-44.9	27-38.2
TIME OF POSSESSION/Game	28:36	31:24
3RD-DOWN Conversions	15/43	12/48
4TH-DOWN Conversions	1/4	2/4

Interceptions	no.	yds	avg	td	lg
Brothers, Kentrell	2	9	4.5	0	9
Sherrils, Anthony	1	50	50.0	0	50
Gibson, John	1	35	35.0	0	35

Punting	no.	yds	avg	lg	tb	fc	i20	50+	blk
Fatony, Corey	18	809	44.9	60	3	7	6	7	0

Punt Returns	no.	yds	avg	td	lg
Penton, Aarion	7	76	10.9	1	41
Ross, Tavon	1	-5	-5.0	0	0
Brothers, Kentrell	1	6	6.0	0	0
Green, Clarence	1	8	8.0	0	0
Total	10	85	8.5	1	41
Opponents	5	13	2.6	0	10

Kick Returns	no.	yds	avg	td	lg
Sherrils, Anthony	5	93	18.6	0	21
Penton, Aarion	1	12	12.0	0	12
Hilton, Cam	1	13	13.0	0	13
Total	7	118	16.9	0	21
Opponents	6	177	29.5	0	40

All Purpose	g	rush	rcv	pr	kr	ir	total	avg/g
Witter, Ish	3	137	46	0	0	0	183	61.0
Hunt, Tyler	3	26	129	0	0	0	155	51.7
Sherrils, Anthony	3	0	0	0	93	50	143	47.7
Moore, J'Mon	3	0	130	0	0	0	130	43.3
Brown, Nate	3	0	125	0	0	0	125	41.7
Total	3	323	652	85	118	94	1272	424.0
Opponents	3	315	336	13	177	83	924	308.0

Total Offense	g	plays	rush	pass	total	avg/g
Mauk, Maty	3	105	96	474	570	190.0
Lock, Drew	3	21	-5	178	173	57.7
Witter, Ish	3	42	137	0	137	45.7
Hansbrough, Russell	2	7	38	0	38	19.0
Hunt, Tyler	3	8	26	0	26	8.7
Total	3	201	323	652	975	325.0
Opponents	3	200	315	336	651	217.0

#	Defensive Leaders	gp-gs	Tackles			tfl/yds	Sacks			Pass defense			Fumbles		blkd		
			ua	a	tot		no-yds	int-yds	brup	qbh	rcv-yds	ff	kick	saf			
1X	Brothers, Kentrell	3-3	24	18	42	3.0-8		2-9	1						2		



2015 Mizzou Tiger Football
MIZZOU Game Results (as of Sep 20, 2015)
All games



Date	Opponent	Score	Overall	Conference	Time	Attend
Sep 05, 2015	SOUTHEAST MISSOURI	W 34-3	1-0	0-0	3:23	64670
Sep 12, 2015	at Arkansas State	W 27-20	2-0	0-0	3:25	29143
Sep 19, 2015	UCONN	W 9-6	3-0	0-0	3:03	70079



2015 Mizzou Tiger Football
 MIZZOU Overall Team Statistics (as of Sep 20, 2015)
 All games



Team Statistics	MU	OPP
SCORING	70	29
Points Per Game	23.3	9.7
Points Off Turnovers	20	38
FIRST DOWNS	54	39
Rushing	20	21
Passing	26	15
Penalty	8	3
RUSHING YARDAGE	323	315
Yards gained rushing	394	438
Yards lost rushing	71	123
Rushing Attempts	101	120
Average Per Rush	3.2	2.6
Average Per Game	107.7	105.0
TDs Rushing	1	1
PASSING YARDAGE	652	336
Comp-Att-Int	54-100-5	43-80-4
Average Per Pass	6.5	4.2
Average Per Catch	12.1	7.8
Average Per Game	217.3	112.0
TDs Passing	6	2
TOTAL OFFENSE	975	651
Total Plays	201	200
Average Per Play	4.9	3.3
Average Per Game	325.0	217.0
KICK RETURNS: #-Yards	7-118	6-177
PUNT RETURNS: #-Yards	10-85	5-13
INT RETURNS: #-Yards	4-94	5-83
KICK RETURN AVERAGE	16.9	29.5
PUNT RETURN AVERAGE	8.5	2.6
INT RETURN AVERAGE	23.5	16.6
FUMBLES-LOST	5-1	6-2
PENALTIES-Yards	18-159	25-268
Average Per Game	53.0	89.3
PUNTS-Yards	18-809	27-1032
Average Per Punt	44.9	38.2
Net punt average	40.9	35.1
KICKOFFS-Yards	15-966	9-564
Average Per Kick	64.4	62.7
Net kick average	39.3	44.0
TIME OF POSSESSION/Game	28:36	31:24
3RD-DOWN Conversions	15/43	12/48
3rd-Down Pct	35%	25%
4TH-DOWN Conversions	1/4	2/4
4th-Down Pct	25%	50%
SACKS BY-Yards	7-35	5-21
MISC YARDS	0	0
TOUCHDOWNS SCORED	8	3
FIELD GOALS-ATTEMPTS	4-5	3-4
ON-SIDE KICKS	0-0	0-1
RED-ZONE SCORES	(5-6) 83%	(6-6) 100%
RED-ZONE TOUCHDOWNS	(2-6) 33%	(3-6) 50%
PAT-ATTEMPTS	(8-8) 100%	(2-3) 67%
ATTENDANCE	134749	29143
Games/Avg Per Game	2/67374	1/29143
Neutral Site Games		0/0

Score by Quarters	1st	2nd	3rd	4th	OT	Total
MIZZOU	19	10	31	10	0	70
Opponents	6	20	0	3	0	29



2015 Mizzou Tiger Football
 MIZZOU Overall Individual Statistics (as of Sep 20, 2015)
 All games



Rushing	gp-gs	att	gain	loss	net	avg	td	lg	avg/g
Witter, Ish	3-1	42	164	27	137	3.3	0	27	45.7
Mauk, Maty	3-3	25	126	30	96	3.8	1	24	32.0
Hansbrough, Russell	2-2	7	38	0	38	5.4	0	20	19.0
Hunt, Tyler	3-0	8	26	0	26	3.2	0	11	8.7
Abbington, Chase	2-0	3	19	0	19	6.3	0	12	9.5
Steward, Morgan	3-0	10	21	3	18	1.8	0	6	6.0
Lock, Drew	3-0	1	0	5	-5	-5.0	0	0	-1.7
Team	3-0	5	0	6	-6	-1.2	0	0	-2.0
Total	3	101	394	71	323	3.2	1	27	107.7
Opponents	3	120	438	123	315	2.6	1	19	105.0

Passing	gp-gs	effic	comp-att-int	pct	yds	td	lg	avg/g
Mauk, Maty	3-3	112.89	42-80-4	52.5	474	5	51	158.0
Lock, Drew	3-0	141.26	12-20-1	60.0	178	1	78	59.3
Total	3	118.57	54-100-5	54.0	652	6	78	217.3
Opponents	3	87.28	43-80-4	53.8	336	2	29	112.0

Receiving	gp-gs	no.	yds	avg	td	lg	avg/g
Moore, J'Mon	3-3	11	130	11.8	1	27	43.3
Culkin, Sean	3-3	11	97	8.8	1	21	32.3
Brown, Nate	3-3	9	125	13.9	2	25	41.7
Witter, Ish	3-1	7	46	6.6	0	20	15.3
Leftwich, Wesley	2-2	3	44	14.7	1	32	22.0
Dilosa, Keyon	2-1	3	25	8.3	0	13	12.5
Hunt, Tyler	3-0	2	129	64.5	1	78	43.0
Hall, Emanuel	2-0	2	12	6.0	0	9	6.0
Wingo, R.	3-0	2	10	5.0	0	13	3.3
Blair, D.	2-0	1	21	21.0	0	21	10.5
Reese, Jason	3-0	1	5	5.0	0	5	1.7
Richard, Thomas	2-0	1	4	4.0	0	4	2.0
Laurent, Eric	3-0	1	4	4.0	0	4	1.3
Total	3	54	652	12.1	6	78	217.3
Opponents	3	43	336	7.8	2	29	112.0

Punt Returns	no.	yds	avg	td	lg
Penton, Aarion	7	76	10.9	1	41
Ross, Tavon	1	-5	-5.0	0	0
Brothers, Kentrell	1	6	6.0	0	0
Green, Clarence	1	8	8.0	0	0
Total	10	85	8.5	1	41
Opponents	5	13	2.6	0	10

Interceptions	no.	yds	avg	td	lg
Brothers, Kentrell	2	9	4.5	0	9
Sherrils, Anthony	1	50	50.0	0	50
Gibson, John	1	35	35.0	0	35
Total	4	94	23.5	0	50
Opponents	5	83	16.6	0	45

Kick Returns	no.	yds	avg	td	lg
Sherrils, Anthony	5	93	18.6	0	21
Penton, Aarion	1	12	12.0	0	12
Hilton, Cam	1	13	13.0	0	13
Total	7	118	16.9	0	21
Opponents	6	177	29.5	0	40

Fumble Returns	no.	yds	avg	td	lg
Total	0	0	0.0	0	0
Opponents	0	0	0.0	0	0



2015 Mizzou Tiger Football
 MIZZOU Overall Individual Statistics (as of Sep 20, 2015)
 All games



Scoring	td	fg	PAT			dpx	saf	pts
			kick	rush	rcv pass			
Baggett, Andrew	-	4-5	8-8	-	-	-	-	20
Brown, Nate	2	-	-	-	-	-	-	12
Leftwich, Wesley	1	-	-	-	-	-	-	6
Hunt, Tyler	1	-	-	-	-	-	-	6
Moore, J'Mon	1	-	-	-	-	-	-	6
Culkin, Sean	1	-	-	-	-	-	-	6
Mauk, Maty	1	-	-	-	-	-	-	6
Penton, Aarion	1	-	-	-	-	-	-	6
Green, Clarence	-	-	-	-	-	-	1	2
Total	8	4-5	8-8	-	-	-	1	70
Opponents	3	3-4	2-3	-	-	-	-	29

Total Offense	g	plays	rush	pass	total	avg/g
Mauk, Maty	3	105	96	474	570	190.0
Lock, Drew	3	21	-5	178	173	57.7
Witter, Ish	3	42	137	0	137	45.7
Hansbrough, Russell	2	7	38	0	38	19.0
Hunt, Tyler	3	8	26	0	26	8.7
Abbingtion, Chase	2	3	19	0	19	9.5
Steward, Morgan	3	10	18	0	18	6.0
Team	3	5	-6	0	-6	-2.0
Total	3	201	323	652	975	325.0
Opponents	3	200	315	336	651	217.0

Field Goals	fg	pct.	01-19	20-29	30-39	40-49	50-99	lg	blk
Baggett, Andrew	4-5	80.0	0-0	1-1	2-2	1-2	0-0	41	0

FG Sequence	MIZZOU	Opponents
Southeast Missouri	(39),(23)	(35)
Arkansas State	(30),(41)	(20),(40)
UConn	40	49

Numbers in (parentheses) indicate field goal was made.

Punting	no.	yds	avg	lg	tb	fc	i20	50+	blk
Fatony, Corey	18	809	44.9	60	3	7	6	7	0
Total	18	809	44.9	60	3	7	6	7	0
Opponents	27	1032	38.2	60	0	6	10	6	2

Kickoffs	no.	yds	avg	tb	ob	retn	net	ydln
Fatony, Corey	15	966	64.4	8	1			
Total	15	966	64.4	8	1	29.5	39.3	25
Opponents	9	564	62.7	2	0	16.9	44.0	21



2015 Mizzou Tiger Football
MIZZOU Overall Individual Statistics (as of Sep 20, 2015)
All games



All Purpose	g	rush	rcv	pr	kr	ir	total	avg/g
Witter, Ish	3	137	46	0	0	0	183	61.0
Hunt, Tyler	3	26	129	0	0	0	155	51.7
Sherrils, Anthon	3	0	0	0	93	50	143	47.7
Moore, J'Mon	3	0	130	0	0	0	130	43.3
Brown, Nate	3	0	125	0	0	0	125	41.7
Culkin, Sean	3	0	97	0	0	0	97	32.3
Mauk, Maty	3	96	0	0	0	0	96	32.0
Penton, Aarion	3	0	0	76	12	0	88	29.3
Leftwich, Wesley	2	0	44	0	0	0	44	22.0
Hansbrough, Ru	2	38	0	0	0	0	38	19.0
Gibson, John	3	0	0	0	0	35	35	11.7
Dilosa, Keyon	2	0	25	0	0	0	25	12.5
Blair, D.	2	0	21	0	0	0	21	10.5
Abbingtion, Chas	2	19	0	0	0	0	19	9.5
Steward, Morga	3	18	0	0	0	0	18	6.0
Brothers, Kentrel	3	0	0	6	0	9	15	5.0
Hilton, Cam	3	0	0	0	13	0	13	4.3
Hall, Emanuel	2	0	12	0	0	0	12	6.0
Wingo, R.	3	0	10	0	0	0	10	3.3
Green, Clarence	3	0	0	8	0	0	8	2.7
Reese, Jason	3	0	5	0	0	0	5	1.7
Laurent, Eric	3	0	4	0	0	0	4	1.3
Richard, Thoma	2	0	4	0	0	0	4	2.0
Ross, Tavon	2	0	0	-5	0	0	-5	-2.5
Lock, Drew	3	-5	0	0	0	0	-5	-1.7
Team	3	-6	0	0	0	0	-6	-2.0
Total	3	323	652	85	118	94	1272	424.0
Opponents	3	315	336	13	177	83	924	308.0



2015 Mizzou Tiger Football
 MIZZOU Overall Defensive Statistics (as of Sep 20, 2015)
 All games



##	Defensive Leaders	gp-gs	Tackles				tfl/yds	Sacks	Pass defense			Fumbles		blkd	
			ua	a	tot			no-yds	int-yds	brup	qbh	rcv-yds	ff	kick	saf
1X	Brothers, Kentrell	3-3	24	18	42	3.0-8	.	2-9	1	.	.	.	2	.	
30	Scherer, Michael	3-3	8	7	15	3.5-9	.	.	1	
1Y	Penton, Aarion	3-3	8	6	14	1.5-6	.	.	1	1	
91	Harris, Charles	3-3	10	3	13	8.0-31	3.0-18	.	.	3	.	1	.	.	
22	Sherrils, Anthony	3-3	11	1	12	1.0-1	.	1-50	.	.	1-0	1	.	.	
25	Newsom, Donavin	3-3	6	6	12	1.0-3	.	.	1	
1Z	Simon, Ian	3-3	9	3	12	.	.	.	1	.	1-0	.	.	.	
7X	Dennis, Kenya	3-3	10	.	10	1.0-10	1.0-10	.	1	
40	Green, Clarence	3-0	5	3	8	1	1	
95	Hatley, Rickey	3-3	2	6	8	1.5-3	.	.	.	1	
34	Burkett, Joey	3-0	4	3	7	
79	Beckner, Terry	3-0	2	4	6	2.0-8	.	.	1	
56	Brady, Walter	3-0	5	.	5	4.0-18	2.0-10	.	.	2	
6Y	Frazier, Marcell	3-3	3	1	4	2.5-12	.	.	.	2	
88	Howard, Nate	3-0	2	2	4	1.5-6	
97	Augusta, Josh	3-3	3	1	4	2.0-5	.	.	1	
8X	Wilson, Thomas	3-0	2	1	3	0.5-1	
5	Gibson, John	3-0	2	1	3	.	.	1-35	1	
6X	Ross, Tavon	2-0	1	1	2	
28	Cheadle, Logan	3-0	.	2	2	
96	Logan, A.J.	3-0	1	1	2	1.0-4	1	.	.	
3X	Browning, Cortland	2-0	2	.	2	
5Y	Jones, Grant	3-0	.	1	1	
4	Lee, Brandon	3-0	.	1	1	.	.	.	1	
16	Richard, Thomas	2-0	1	.	1	
24	Hall, Terez	3-0	1	.	1	
8Y	Moore, Josh	3-0	1	.	1	
6Z	Fatony, Corey	3-0	1	.	1	
80	Culkin, Sean	3-3	1	.	1	
3	Lock, Drew	3-0	1	.	1	
TM	Team	3-0	1	.	1	.	1.0-0	.	.	1	
21	Witter, Ish	3-1	1	.	1	
	Total	3	128	72	200	34-125	7-35	4-94	10	10	2-0	3	3	1	
	Opponents	3	106	84	190	26-64	5-21	5-83	13	8	1-0	2	.	.	



2015 Mizzou Tiger Football
 MIZZOU Team Game-by-Game (as of Sep 20, 2015)
 All games



TEAM STATISTICS

Date	Opponent	Rushing				Receiving				Passing				Kick Returns				Punt Returns				tot off
		no.	yds	td	lg	no.	yds	td	lg	cmp-att-int	yds	td	lg	no.	yds	td	lg	no.	yds	td	lg	
Sep 05	SOUTHEAST MISSOURI	33	98	0	20	18	319	3	78	18-32-1	319	3	78	1	19	0	19	5	72	1	41	417
Sep 12	at Arkansas State	34	140	0	27	16	148	3	32	16-37-3	148	3	32	3	55	0	21	2	10	0	12	288
Sep 19	UCONN	34	85	1	13	20	185	0	51	20-31-1	185	0	51	3	44	0	19	3	3	0	0	270
Opponents		101	323	1	27	54	652	6	78	54-100-5	652	6	78	7	118	0	21	10	85	1	41	975
Opponents		120	315	1	19	43	336	2	29	43-80-4	336	2	29	6	177	0	40	5	13	0	10	651

Games played: 3
 Avg per rush: 3.2
 Avg per catch: 12.1
 Pass efficiency: 118.57
 Kick ret avg: 16.9
 Punt ret avg: 8.5
 All purpose avg/game: 424.0
 Total offense avg/gm: 325.0

Date	Opponent	Tackles				Sacks	Fumble		Pass Defense			blkd	PAT Attempts			off			
		ua	a	total	tfl-yds	no-yds	ff	fr-yds	int-yds	qbh	brup	kick	kick	rush	rcv	saf	t/o	pts	
Sep 05	SOUTHEAST MISSOURI	40	38	78	10.0-39	2.0-10	1	1-0	0-0	4	2	1	4-4	0	0	0	0	0	34
Sep 12	at Arkansas State	51	20	71	15.0-60	2.0-17	0	0-0	3-44	2	3	0	3-3	0	0	0	0	20	27
Sep 19	UCONN	37	14	51	9.0-26	3.0-11	2	1-0	1-50	4	5	2	1-1	0	0	1	0	9	
Opponents		128	72	200	34.0-125	7.0-38	3	2-0	4-94	10	10	3	8-8	0	0	1	20	70	
Opponents		106	84	190	26.0-64	5.0-21	2	1-0	5-83	8	13	0	2-3	0	0	0	38	29	

Date	Opponent	Punting										Field Goals			Kickoffs			
		no.	yds	avg	long	blkd	tb	fc	50+	i20	md-att	long	blkd	no.	yds	avg	tb	ob
Sep 05	SOUTHEAST MISSOURI	6	275	45.8	54	0	0	3	2	2	2-2	39	0	7	450	64.3	3	1
Sep 12	at Arkansas State	6	299	49.8	60	0	1	2	4	2	2-2	41	0	6	386	64.3	3	0
Sep 19	UCONN	6	235	39.2	51	0	2	2	1	2	0-1	0	0	2	130	65.0	2	0
Opponents		18	809	44.9	60	0	3	7	7	6	4-5	41	0	15	966	64.4	8	1
Opponents		27	1032	38.2	60	2	0	6	6	10	3-4	40	0	9	564	62.7	2	0



2015 Mizzou Tiger Football
 MIZZOU Opponent Game-by-Game (as of Sep 20, 2015)
 All games



OPPONENT STATISTICS

Date	Opponent	Rushing				Receiving				Passing				Kick Returns				Punt Returns				tot off
		no.	yds	td	lg	no.	yds	td	lg	cmp-att-int	yds	td	lg	no.	yds	td	lg	no.	yds	td	lg	
Sep 05	SOUTHEAST MISSOURI	42	145	0	19	12	56	0	21	12-22-0	56	0	21	3	72	0	37	3	11	0	10	201
Sep 12	at Arkansas State	45	93	0	19	14	124	2	23	14-30-3	124	2	23	3	105	0	40	2	2	0	2	217
Sep 19	UCONN	33	77	1	14	17	156	0	29	17-28-1	156	0	29	0	0	0	0	0	0	0	0	233
		120	315	1	19	43	336	2	29	43-80-4	336	2	29	6	177	0	40	5	13	0	10	651
MIZZOU		101	323	1	27	54	652	6	78	54-100-5	652	6	78	7	118	0	21	10	85	1	41	975

Games played: 3
 Avg per rush: 2.6
 Avg per catch: 7.8
 Pass efficiency: 87.28
 Kick ret avg: 29.5
 Punt ret avg: 2.6
 All purpose avg/game: 308.0
 Total offense avg/gm: 217.0

Date	Opponent	Tackles				Sacks	Fumble		Pass Defense			blkd	PAT Attempts			off			
		ua	a	total	tfl-yds	no-yds	ff	fr-yds	int-yds	qbh	brup	kick	kick	rush	rcv	saf	t/o	pts	
Sep 05	SOUTHEAST MISSOURI	35	26	61	8.0-17	3.0-10	0	0-0	1-2	0	4	0	0-0	0	0	0	0	0	3
Sep 12	at Arkansas State	33	24	57	8.0-24	1.0-9	1	0-0	3-64	8	6	0	2-2	0	0	0	26	20	
Sep 19	UCONN	38	34	72	10.0-23	1.0-2	1	1-0	1-17	0	3	0	0-1	0	0	12	6		
		106	84	190	26.0-64	5.0-21	2	1-0	5-83	8	13	0	2-3	0	0	38	29		
MIZZOU		128	72	200	34.0-125	7.0-38	3	2-0	4-94	10	10	3	8-8	0	0	1	20	70	

Date	Opponent	Punting						Field Goals			Kickoffs							
		no.	yds	avg	long	blkd	tb	fc	50+	i20	md-att	long	blkd	no.	yds	avg	tb	ob
Sep 05	SOUTHEAST MISSOURI	12	520	43.3	60	1	0	2	5	6	1-1	35	0	2	130	65.0	1	0
Sep 12	at Arkansas State	8	320	40.0	55	0	0	2	1	4	2-2	40	0	4	251	62.8	1	0
Sep 19	UCONN	7	192	27.4	40	1	0	2	0	0	0-1	0	0	3	183	61.0	0	0
		27	1032	38.2	60	2	0	6	6	10	3-4	40	0	9	564	62.7	2	0
MIZZOU		18	809	44.9	60	0	3	7	7	6	4-5	41	0	15	966	64.4	8	1



2015 Mizzou Tiger Football
 MIZZOU Game Superlatives (as of Sep 20, 2015)
 All games



INDIVIDUAL GAME HIGHS

Rushes	17	Witter, Ish vs UConn (Sep 19, 2015)
Yards Rushing	75	Mauk, Maty at Arkansas State (Sep 12, 2015)
TD Rushes	1	Mauk, Maty vs UConn (Sep 19, 2015)
Long Rush	27	Witter, Ish at Arkansas State (Sep 12, 2015)
Pass attempts	36	Mauk, Maty at Arkansas State (Sep 12, 2015)
Pass completions	16	Mauk, Maty at Arkansas State (Sep 12, 2015)
Yards Passing	181	Mauk, Maty vs Southeast Missouri (Sep 05, 2015)
TD Passes	3	Mauk, Maty at Arkansas State (Sep 12, 2015)
Long Pass	78	Lock, Drew vs Southeast Missouri (Sep 05, 2015)
Receptions	6	Moore, J'Mon vs UConn (Sep 19, 2015)
Yards Receiving	78	Hunt, Tyler vs Southeast Missouri (Sep 05, 2015)
TD Receptions	1	Brown, Nate vs Southeast Missouri (Sep 05, 2015)
	1	Moore, J'Mon vs Southeast Missouri (Sep 05, 2015)
	1	Hunt, Tyler vs Southeast Missouri (Sep 05, 2015)
	1	Culkin, Sean at Arkansas State (Sep 12, 2015)
	1	Brown, Nate at Arkansas State (Sep 12, 2015)
	1	Leftwich, Wesley at Arkansas State (Sep 12, 2015)
Long Reception	78	Hunt, Tyler vs Southeast Missouri (Sep 05, 2015)
Field Goals	2	Baggett, Andrew vs Southeast Missouri (Sep 05, 2015)
	2	Baggett, Andrew at Arkansas State (Sep 12, 2015)
Long Field Goal	41	Baggett, Andrew at Arkansas State (Sep 12, 2015)
Punts	6	Fatony, Corey vs Southeast Missouri (Sep 05, 2015)
	6	Fatony, Corey at Arkansas State (Sep 12, 2015)
	6	Fatony, Corey vs UConn (Sep 19, 2015)
Punting Avg	49.8	Fatony, Corey at Arkansas State (Sep 12, 2015)
Long Punt	60	Fatony, Corey at Arkansas State (Sep 12, 2015)
Punts inside 20	2	Fatony, Corey vs Southeast Missouri (Sep 05, 2015)
	2	Fatony, Corey at Arkansas State (Sep 12, 2015)
	2	Fatony, Corey vs UConn (Sep 19, 2015)
Long Punt Return	41	Penton, Aarion vs Southeast Missouri (Sep 05, 2015)
Long Kickoff Return	21	Sherrills, Anthony at Arkansas State (Sep 12, 2015)
Tackles	16	Brothers, Kentrell vs Southeast Missouri (Sep 05, 2015)
	16	Brothers, Kentrell at Arkansas State (Sep 12, 2015)
Sacks	2.0	Harris, Charles at Arkansas State (Sep 12, 2015)
	2.0	Brady, Walter vs UConn (Sep 19, 2015)
Tackles For Loss	4.5	Harris, Charles at Arkansas State (Sep 12, 2015)
Interceptions	2	Brothers, Kentrell at Arkansas State (Sep 12, 2015)



2015 Mizzou Tiger Football
 MIZZOU Game Superlatives (as of Sep 20, 2015)
 All games



TEAM GAME HIGHS

Rushes	34	at Arkansas State (Sep 12, 2015)
	34	vs UConn (Sep 19, 2015)
Yards Rushing	140	at Arkansas State (Sep 12, 2015)
Yards Per Rush	4.1	at Arkansas State (Sep 12, 2015)
TD Rushes	1	vs UConn (Sep 19, 2015)
Pass attempts	37	at Arkansas State (Sep 12, 2015)
Pass completions	20	vs UConn (Sep 19, 2015)
Yards Passing	319	vs Southeast Missouri (Sep 05, 2015)
Yards Per Pass	10.0	vs Southeast Missouri (Sep 05, 2015)
TD Passes	3	vs Southeast Missouri (Sep 05, 2015)
	3	at Arkansas State (Sep 12, 2015)
Total Plays	71	at Arkansas State (Sep 12, 2015)
Total Offense	417	vs Southeast Missouri (Sep 05, 2015)
Yards Per Play	6.4	vs Southeast Missouri (Sep 05, 2015)
Points	34	vs Southeast Missouri (Sep 05, 2015)
Sacks By	3	vs UConn (Sep 19, 2015)
First Downs	19	vs Southeast Missouri (Sep 05, 2015)
	19	at Arkansas State (Sep 12, 2015)
Penalties	9	at Arkansas State (Sep 12, 2015)
Penalty Yards	75	at Arkansas State (Sep 12, 2015)
Turnovers	3	at Arkansas State (Sep 12, 2015)
Interceptions By	3	at Arkansas State (Sep 12, 2015)
Punts	6	vs Southeast Missouri (Sep 05, 2015)
	6	at Arkansas State (Sep 12, 2015)
	6	vs UConn (Sep 19, 2015)
Punting Avg	49.8	at Arkansas State (Sep 12, 2015)
Long Punt	60	at Arkansas State (Sep 12, 2015)
Punts inside 20	2	vs Southeast Missouri (Sep 05, 2015)
	2	at Arkansas State (Sep 12, 2015)
	2	vs UConn (Sep 19, 2015)
Long Punt Return	41	vs Southeast Missouri (Sep 05, 2015)



2015 Mizzou Tiger Football
 MIZZOU Game Superlatives (as of Sep 20, 2015)
 All games



OPPONENT INDIVIDUAL GAME HIGHS

Rushes	18	JACKSON, D., vs Southeast Missouri (Sep 05, 2015)
Yards Rushing	69	BENDER, Tay, vs Southeast Missouri (Sep 05, 2015)
TD Rushes	1	JOHNSON, Ron, vs UConn (Sep 19, 2015)
Long Rush	19	JACKSON, D., vs Southeast Missouri (Sep 05, 2015)
	19	Gordon, Michael, at Arkansas State (Sep 12, 2015)
Pass attempts	26	SHIRREFFS, Byr., vs UConn (Sep 19, 2015)
Pass completions	17	SHIRREFFS, Byr., vs UConn (Sep 19, 2015)
Yards Passing	156	SHIRREFFS, Byr., vs UConn (Sep 19, 2015)
TD Passes	2	Knighten, Fredi, at Arkansas State (Sep 12, 2015)
Long Pass	29	SHIRREFFS, Byr., vs UConn (Sep 19, 2015)
Receptions	8	McKissic, J.D., at Arkansas State (Sep 12, 2015)
Yards Receiving	86	THOMAS, Noel, vs UConn (Sep 19, 2015)
TD Receptions	2	Houston, Tres, at Arkansas State (Sep 12, 2015)
Long Reception	29	THOMAS, Noel, vs UConn (Sep 19, 2015)
Field Goals	1	McCRUM, Ryan, vs Southeast Missouri (Sep 05, 2015)
	1	White, Drew, at Arkansas State (Sep 12, 2015)
	1	Houston, J.D., at Arkansas State (Sep 12, 2015)
Long Field Goal	40	White, Drew, at Arkansas State (Sep 12, 2015)
Punts	10	KNIGHT, Alex, vs Southeast Missouri (Sep 05, 2015)
Punting Avg	49.7	KNIGHT, Alex, vs Southeast Missouri (Sep 05, 2015)
Long Punt	60	KNIGHT, Alex, vs Southeast Missouri (Sep 05, 2015)
Punts inside 20	6	KNIGHT, Alex, vs Southeast Missouri (Sep 05, 2015)
Long Punt Return	10	MANNE, Tyler, vs Southeast Missouri (Sep 05, 2015)
Long Kickoff Return	40	McKissic, J.D., at Arkansas State (Sep 12, 2015)
Tackles	12	Lain, Khari, at Arkansas State (Sep 12, 2015)
Sacks	1.0	KINZER, Josh, vs Southeast Missouri (Sep 05, 2015)
	1.0	WILSON, Byron, vs Southeast Missouri (Sep 05, 2015)
	1.0	POPOVICH, John, vs Southeast Missouri (Sep 05, 2015)
	1.0	Rolland-Jones, at Arkansas State (Sep 12, 2015)
Tackles For Loss	2.0	MEREDITH, Chad, vs Southeast Missouri (Sep 05, 2015)
	2.0	Lain, Khari, at Arkansas State (Sep 12, 2015)
	2.0	Mondie, Robert, at Arkansas State (Sep 12, 2015)
	2.0	STAPLETON, Cam., vs UConn (Sep 19, 2015)
Interceptions	1	MOORE, Eriq, vs Southeast Missouri (Sep 05, 2015)
	1	Hayes, Rocky, at Arkansas State (Sep 12, 2015)
	1	Sentimore, Bo, at Arkansas State (Sep 12, 2015)
	1	Humes, Chris, at Arkansas State (Sep 12, 2015)
	1	WILLIAMS, Jhav., vs UConn (Sep 19, 2015)



2015 Mizzou Tiger Football
MIZZOU Game Superlatives (as of Sep 20, 2015)
All games



OPPONENT TEAM GAME HIGHS

Rushes	45	at Arkansas State (Sep 12, 2015)
Yards Rushing	145	vs Southeast Missouri (Sep 05, 2015)
Yards Per Rush	3.5	vs Southeast Missouri (Sep 05, 2015)
TD Rushes	1	vs UConn (Sep 19, 2015)
Pass attempts	30	at Arkansas State (Sep 12, 2015)
Pass completions	17	vs UConn (Sep 19, 2015)
Yards Passing	156	vs UConn (Sep 19, 2015)
Yards Per Pass	5.6	vs UConn (Sep 19, 2015)
TD Passes	2	at Arkansas State (Sep 12, 2015)
Total Plays	75	at Arkansas State (Sep 12, 2015)
Total Offense	233	vs UConn (Sep 19, 2015)
Yards Per Play	3.8	vs UConn (Sep 19, 2015)
Points	20	at Arkansas State (Sep 12, 2015)
Sacks By	3	vs Southeast Missouri (Sep 05, 2015)
First Downs	18	at Arkansas State (Sep 12, 2015)
Penalties	10	vs Southeast Missouri (Sep 05, 2015)
Penalty Yards	103	vs Southeast Missouri (Sep 05, 2015)
Turnovers	3	at Arkansas State (Sep 12, 2015)
Interceptions By	3	at Arkansas State (Sep 12, 2015)
Punts	12	vs Southeast Missouri (Sep 05, 2015)
Punting Avg	43.3	vs Southeast Missouri (Sep 05, 2015)
Long Punt	60	vs Southeast Missouri (Sep 05, 2015)
Punts inside 20	6	vs Southeast Missouri (Sep 05, 2015)
Long Punt Return	10	vs Southeast Missouri (Sep 05, 2015)



2015 Mizzou Tiger Football
 MIZZOU Red-Zone Results (as of Sep 20, 2015)
 All games



MIZZOU Inside Opponent Red-Zone

Date	Opponent	Score	Times In RZ	Times Scored	Total Pts	Rush TDs	Pass TDs	FGs Made	Failed to score inside RZ						
									FGA	Down	Int	Fumb	Half	Game	
Sep 05, 2015	SOUTHEAST MISSOURI	W 34-3	2	2	6	0	0	2	0	0	0	0	0	0	0
Sep 12, 2015	at Arkansas State	W 27-20	2	2	10	1	0	1	0	0	0	0	0	0	0
Sep 19, 2015	UCONN	W 9-6	2	1	7	1	1	0	0	1	0	0	0	0	0
Totals			6	5	23	2	1	3	0	1	0	0	0	0	0

5 of 6 (83.3%)

Opponents Inside MIZZOU Red-Zone

Date	Opponent	Score	Times In RZ	Times Scored	Total Pts	Rush TDs	Pass TDs	FGs Made	Failed to score inside RZ						
									FGA	Down	Int	Fumb	Half	Game	
Sep 05, 2015	SOUTHEAST MISSOURI	W 34-3	1	1	3	0	0	1	0	0	0	0	0	0	0
Sep 12, 2015	at Arkansas State	W 27-20	4	4	20	2	0	2	0	0	0	0	0	0	0
Sep 19, 2015	UCONN	W 9-6	1	1	6	1	1	0	0	0	0	0	0	0	0
Totals			6	6	29	3	1	3	0	0	0	0	0	0	0

6 of 6 (100.0%)



2015 Mizzou Tiger Football
 MIZZOU By-Quarter Statistics (as of Sep 20, 2015)
 All games



3rd-Down Conversions

Date	Opponent	Score	Overall	1st Qtr	2nd Qtr	3rd Qtr	4th Qtr	Overtime
Sep 05, 2015	SOUTHEAST MISSOURI	W 34-3	5-13 38.5	2-3 66.7	1-4 25.0	0-2 0.0	2-4 50.0	
Sep 12, 2015	at Arkansas State	W 27-20	5-15 33.3	2-4 50.0	0-2 0.0	2-4 50.0	1-5 20.0	
Sep 19, 2015	UCONN	W 9-6	5-15 33.3	1-4 25.0	1-4 25.0	3-4 75.0	0-3 0.0	
	MIZZOU		15-43 34.9	5-11 45.5	2-10 20.0	5-10 50.0	3-12 25.0	0-0 0.0
	Opponents		12-48 25.0	2-11 18.2	8-17 47.1	1-9 11.1	1-11 9.1	0-0 0.0

4th-Down Conversions

Date	Opponent	Score	Overall	1st Qtr	2nd Qtr	3rd Qtr	4th Qtr	Overtime
Sep 05, 2015	SOUTHEAST MISSOURI	W 34-3	0-1 0.0	0-0 0.0	0-0 0.0	0-0 0.0	0-1 0.0	
Sep 12, 2015	at Arkansas State	W 27-20	0-0 0.0	0-0 0.0	0-0 0.0	0-0 0.0	0-0 0.0	
Sep 19, 2015	UCONN	W 9-6	1-3 33.3	0-0 0.0	0-0 0.0	1-1 100.0	0-2 0.0	
	MIZZOU		1-4 25.0	0-0 0.0	0-0 0.0	1-1 100.0	0-3 0.0	0-0 0.0
	Opponents		2-4 50.0	0-0 0.0	2-3 66.7	0-0 0.0	0-1 0.0	0-0 0.0

Time of Possession

Date	Opponent	Score	Overall	1st Qtr	2nd Qtr	3rd Qtr	4th Qtr	Overtime
Sep 05, 2015	SOUTHEAST MISSOURI	W 34-3	28:07	7:05	5:17	8:21	7:24	
Sep 12, 2015	at Arkansas State	W 27-20	28:00	7:21	5:00	8:00	7:39	
Sep 19, 2015	UCONN	W 9-6	29:42	7:58	6:25	8:30	6:49	
	MIZZOU	Total	85:49	22:24	16:42	24:51	21:52	0:00
		Avg.	28:36	7:28	5:34	8:17	7:17	0:00
	Opponents	Total	94:11	22:36	28:18	20:09	23:08	0:00
		Avg.	31:23	7:32	9:26	6:43	7:42	0:00



2015 Mizzou Tiger Football
MIZZOU Games Played (as of Sep 20, 2015)
All games



##	PLAYER	GP-GS	SEMO	ASU	UCONN
39	Abbingtion, C.	2/-	XXX	...	XXX
57	Abeln, Alec	3/2	START	START	XXX
64	Adams, Paul	1/-	XXX
97	Augusta, Josh	3/3	START	START	START
99	Baggett, Andrew	3/-	XXX	XXX	XXX
79	Beckner, Terry	3/-	XXX	XXX	XXX
38	Beisel, Eric	3/-	XXX	XXX	XXX
13	Berkstresser, C	2/-	XXX	...	XXX
17	Blair, DeSean	2/-	XXX	XXX	...
11	Blanton, K.	1/-	...	XXX	...
77	Boehm, Evan	3/3	START	START	START
6D	Brady, Walter	3/-	XXX	XXX	XXX
26	Brents, Jake	1/-	XXX
1X	Brothers, K.	3/3	START	START	START
2	Brown, Nate	3/3	START	START	START
3X	Browning, C.	2/-	...	XXX	XXX
34	Burkett, Joey	3/-	XXX	XXX	XXX
62	Chappell, T.	3/1	XXX	XXX	START
28	Cheadle, Logan	3/-	XXX	XXX	XXX
55	Crawford, Nate	3/3	START	START	START
70	Cuellar, Malik	3/-	XXX	XXX	XXX
80	Culkin, Sean	3/3	START	START	START
7X	Dennis, Kenya	3/3	START	START	START
15	Dilosa, K.	2/1	START	XXX	...
82	Echard, Clayton	3/-	XXX	XXX	XXX
6Z	Fatony, Corey	3/-	XXX	XXX	XXX
6Y	Frazier, M.	3/3	START	START	START
5X	Gibson, John	3/-	XXX	XXX	XXX
40	Green, Clarence	3/-	XXX	XXX	XXX
84	Hall, Emanuel	2/-	XXX	...	XXX
73	Hall, Mitch	3/3	START	START	START
24	Hall, Terez	3/-	XXX	XXX	XXX
32	Hansbrough, R.	2/2	START	START	...
91	Harris, Charles	3/3	START	START	START
95	Hatley, Rickey	3/3	START	START	START
33	Hilton, Cam	3/-	XXX	XXX	XXX
1D	Hines, A.	1/-	XXX
88	Howard, Nate	3/-	XXX	XXX	XXX
35	Hunt, Tyler	3/-	XXX	XXX	XXX
86	Hurell, Jake	3/-	XXX	XXX	XXX
5Y	Jones, Grant	3/-	XXX	XXX	XXX
41	Laurent, Eric	3/-	XXX	XXX	XXX
4X	Lee, Brandon	3/-	XXX	XXX	XXX
18	Leftwich, W.	2/2	...	START	START
3	Lock, Drew	3/-	XXX	XXX	XXX
96	Logan, A.J.	3/-	XXX	XXX	XXX
7	Mauk, Maty	3/3	START	START	START



2015 Mizzou Tiger Football
MIZZOU Games Played (as of Sep 20, 2015)
All games



##	PLAYER	GP-GS	SEMO	ASU	UCONN
60	McGovern, C.	3/3	START	START	START
63	McNulty, Brad	3/-	XXX	XXX	XXX
6	Moore, J'Mon	3/3	START	START	START
8Y	Moore, Josh	3/-	XXX	XXX	XXX
25	Newsom, Donavin	3/3	START	START	START
71	Pendleton, K.	1/-	XXX
1Y	Penton, Aarion	3/3	START	START	START
9	Printz, Eddie	3/-	XXX	XXX	XXX
10	Reese, Jason	3/-	XXX	XXX	XXX
16	Richard, T.	2/-	XXX	XXX	...
6X	Ross, Tavon	2/-	XXX	...	XXX
30	Scherer, M.	3/3	START	START	START
22	Sherrils, A.	3/3	START	START	START
1Z	Simon, Ian	3/3	START	START	START
36	Steward, Morgan	3/-	XXX	XXX	XXX
31	Stribling, F.	2/-	XXX	XXX	...
20	Walters, Trevon	1/-	XXX
8X	Wilson, Thomas	3/-	XXX	XXX	XXX
14	Wingo, Ray	3/-	XXX	XXX	XXX
21	Witter, Ish	3/1	XXX	XXX	START



2015 Mizzou Tiger Football
 MIZZOU Total Tackles Game-by-Game (as of Sep 20, 2015)
 All games



Total Tackles	UA-A	Total	SEMO	ASU	UCONN
Brothers, K. LB	24-18	42	8-8	10-6	6-4
Scherer, M. LB	8-7	15	1-2	6-4	1-1
Penton, Aarion CB	8-6	14	4-3	1-1	3-2
Harris, Charles DE	10-3	13	2-2	5-1	3-0
Sherrils, A.	11-1	12	2-1	6-0	3-0
Simon, Ian	9-3	12	3-1	4-1	2-1
Newsom, Donavin LB	6-6	12	2-4	4-1	0-1
Dennis, Kenya CB	10-0	10	4-0	1-0	5-0
Green, Clarence LB	5-3	8	3-2	1-0	1-1
Hatley, Rickey DT	2-6	8	0-3	1-1	1-2
Burkett, Joey LB	4-3	7	3-3	1-0	-
Beckner, Terry DL	2-4	6	0-4	-	2-0
Brady, Walter DL	5-0	5	1-0	2-0	2-0
Augusta, Josh DT	3-1	4	-	1-1	2-0
Frazier, M. DL	3-1	4	-	2-1	1-0
Howard, Nate	2-2	4	1-1	0-1	1-0
Gibson, John CB	2-1	3	1-0	1-1	-
Wilson, Thomas	2-1	3	1-0	0-1	1-0
Browning, C.	2-0	2	DNP	2-0	-
Ross, Tavon DB	1-1	2	1-1	DNP	-
Cheadle, Logan CB	0-2	2	-	-	0-2
Logan, A.J. DT	1-1	2	0-1	-	1-0
Richard, T.	1-0	1	1-0	-	DNP
Hall, Terez LB	1-0	1	1-0	-	-
Team	1-0	1	1-0	-	-
Jones, Grant LB	0-1	1	0-1	-	-
Lee, Brandon LB	0-1	1	0-1	-	-
Culkin, Sean	1-0	1	-	-	1-0
Lock, Drew	1-0	1	-	1-0	-
Moore, Josh DL	1-0	1	-	-	1-0
Fatony, Corey	1-0	1	-	1-0	-
Witter, Ish	1-0	1	-	1-0	-



2015 Mizzou Tiger Football
MIZZOU Passing Game-by-Game (as of Sep 20, 2015)
All games



#7 Mauk, Maty	Comp	Att	Int	Pct	Yards	TD	Long	Sacked	Effic
Southeast Missouri	12	22	1	54.5	181	2	27	2-5	144.56
Arkansas State	16	36	2	44.4	148	3	32	1-9	95.37
UConn	14	22	1	63.6	145	0	51	1-2	109.91
TOTALS	42	80	4	52.5	474	5	51	4-16	112.89

#3 Lock, Drew	Comp	Att	Int	Pct	Yards	TD	Long	Sacked	Effic
Southeast Missouri	6	10	0	60.0	138	1	78	1-5	208.92
Arkansas State	0	1	1	0.0	0	0	0	0-0	-200.00
UConn	6	9	0	66.7	40	0	11	0-0	104.00
TOTALS	12	20	1	60.0	178	1	78	1-5	141.26



2015 Mizzou Tiger Football
MIZZOU Rushing/Receiving Game-by-Game (as of Sep 20, 2015)
All games



RUSHING	No-Yds/TD	SEMO	ASU	UCONN
Witter, Ish	42-137/0	13-33/0	12-50/0	17-54/0
Mauk, Maty QB	25-96/1	6-8/0	10-75/0	9-13/1
Hansbrough, R. TB	7-38/0	2-23/0	5-15/0	DNP
Hunt, Tyler TB	8-26/0	5-20/0	2-4/0	1-2/0
Abbingtion, C. TB	3-19/0	1-5/0	DNP	2-14/0
Steward, Morgan TB	10-18/0	5-14/0	2-0/0	3-4/0
Lock, Drew QB	1--5/0	1--5/0	-	-
Team	5--6/0	-	3--4/0	2--2/0

RECEIVING	No-Yds/TD	SEMO	ASU	UCONN
Moore, J'Mon WR	11-130/1	3-74/1	2-17/0	6-39/0
Hunt, Tyler TB	2-129/1	1-78/1	-	1-51/0
Brown, Nate WR	9-125/2	3-69/1	4-46/1	2-10/0
Culkin, Sean TE	11-97/1	3-29/0	5-46/1	3-22/0
Witter, Ish	7-46/0	1-5/0	3-10/0	3-31/0
Leftwich, W. WR	3-44/1	DNP	1-32/1	2-12/0
Dilosa, K. WR	3-25/0	3-25/0	-	DNP
Blair, DeSean WR	1-21/0	1-21/0	-	DNP
Hall, Emanuel WR	2-12/0	1-9/0	DNP	1-3/0
Wingo, Ray	2-10/0	-	1--3/0	1-13/0
Reese, Jason TE	1-5/0	1-5/0	-	-
Richard, T. WR	1-4/0	1-4/0	-	DNP
Laurent, Eric WR	1-4/0	-	-	1-4/0



2015 Mizzou Tiger Football
MIZZOU Return Stats Game-by-Game (as of Sep 20, 2015)
All games



PUNT RETURNS	No-Yds	SEMO	ASU	UCONN
Penton, Aarion	7-76	4-66	2-10	1-0
Green, Clarence	1-8	-	-	1-8
Brothers, K.	1-6	1-6	-	-
Ross, Tavon	1--5	-	DNP	1--5

KICK RETURNS	No-Yds	SEMO	ASU	UCONN
Sherrils, A.	5-93	1-19	3-55	1-19
Hilton, Cam	1-13	-	-	1-13
Penton, Aarion	1-12	-	-	1-12

INT. RETURNS	No-Yds	SEMO	ASU	UCONN
Brothers, K.	2-9	-	2-9	-
Sherrils, A.	1-50	-	-	1-50
Gibson, John	1-35	-	1-35	-

FUMBLE RETURNS	No-Yds	SEMO	ASU	UCONN
-----------------------	---------------	-------------	------------	--------------



2015 Mizzou Tiger Football
MIZZOU Sacks Game-by-Game (as of Sep 20, 2015)
All games



SACKS	UA-A	Total	SEMO	ASU	UCONN
Harris, Charles DE	3-0	3.0	-	2.0-17	1.0-1
Brady, Walter DL	2-0	2.0	-	-	2.0-10
Dennis, Kenya CB	1-0	1.0	1.0-10	-	-
Team	1-0	1.0	1.0-0	-	-



2015 Mizzou Tiger Football
MIZZOU Tackle For Loss Game-by-Game (as of Sep 20, 2015)
All games



TACKLES FOR LOSS	UA-A	Total	SEMO	ASU	UCONN
Harris, Charles DE	7-2	8.0	1.5-5	4.5-24	2.0-2
Brady, Walter DL	4-0	4.0	1.0-3	1.0-5	2.0-10
Scherer, M. LB	2-3	3.5	0.5-0	3.0-9	-
Brothers, K. LB	1-4	3.0	1.5-5	1.5-3	-
Frazier, M. DL	2-1	2.5	-	1.5-11	1.0-1
Augusta, Josh DT	2-0	2.0	-	-	2.0-5
Beckner, Terry DL	1-2	2.0	1.0-4	-	1.0-4
Penton, Aarion CB	0-3	1.5	1.0-4	0.5-2	-
Howard, Nate	1-1	1.5	1.5-6	-	-
Hatley, Rickey DT	0-3	1.5	1.0-2	0.5-1	-
Sherrils, A.	1-0	1.0	-	1.0-1	-
Newsom, Donavin LB	1-0	1.0	-	1.0-3	-
Logan, A.J. DT	1-0	1.0	-	-	1.0-4
Dennis, Kenya CB	1-0	1.0	1.0-10	-	-
Wilson, Thomas	0-1	0.5	-	0.5-1	-



2015 Mizzou Tiger Football
MIZZOU Fumbles Game-by-Game (as of Sep 20, 2015)
All games



<u>FUMBLES</u>	<u>No-Lost</u>	<u>SEMO</u>	<u>ASU</u>	<u>UCONN</u>
Mauk, Maty QB	3-0	-	2-0	1-0
Penton, Aarion	1-0	1-0	-	-
Ross, Tavon	1-1	-	DNP	1-1

<u>FUMBLES FORCED</u>	<u>Number</u>	<u>SEMO</u>	<u>ASU</u>	<u>UCONN</u>
Logan, A.J.	1	-	-	1
Harris, Charles	1	1	-	-
Sherrils, A.	1	-	-	1

<u>FUMBLES RECOVERED</u>	<u>Number</u>	<u>SEMO</u>	<u>ASU</u>	<u>UCONN</u>
Simon, Ian	1	1	-	-
Sherrils, A.	1	-	-	1



2015 Mizzou Tiger Football
 MIZZOU Individual Season/Career Statistics (as of Sep 20, 2015)
 All games



	SEASON					CAREER				
	no.	yds	avg	td	lg	no.	yds	avg	td	lg
Punt Returns										
Penton, Aarion	7	76	10.9	1	41	7	76	10.9	1	41
Brothers, Kentrell	1	6	6.0	0	0	1	6	6.0	0	0
Green, Clarence	1	8	8.0	0	0	1	8	8.0	0	0
Ross, Tavon	1	-5	-5.0	0	0	1	-5	-5.0	0	0
Total	10	85	8.5	1	41					
Opponents	5	13	2.6	0	10					

	SEASON					CAREER				
	no.	yds	avg	td	lg	no.	yds	avg	td	lg
Kick Returns										
Sherrils, Anthony	5	93	18.6	0	21	5	93	18.6	0	21
Penton, Aarion	1	12	12.0	0	12	1	12	12.0	0	12
Hilton, Cam	1	13	13.0	0	13	1	13	13.0	0	13
Total	7	118	16.9	0	21					
Opponents	6	177	29.5	0	40					

	SEASON					CAREER				
	no.	yds	avg	td	lg	no.	yds	avg	td	lg
Interceptions										
Brothers, Kentrell	2	9	4.5	0	9	2	9	4.5	0	9
Sherrils, Anthony	1	50	50.0	0	50	1	50	50.0	0	50
Gibson, John	1	35	35.0	0	35	2	35	17.5	0	35
Total	4	94	23.5	0	50					
Opponents	5	83	16.6	0	45					

	SEASON					CAREER				
	no.	yds	avg	td	lg	no.	yds	avg	td	lg
Fumble Returns										
Total	0	0	0.0	0	0					
Opponents	0	0	0.0	0	0					

	SEASON								CAREER							
	g	rush	rcv	pr	kr	ir	total	avg/g	g	rush	rcv	pr	kr	ir	total	avg/g
Witter, Ish	3	137	46	0	0	0	183	61.0	15	238	46	0	0	0	284	18.9
Hunt, Tyler	3	26	129	0	0	0	155	51.7	30	36	129	0	78	0	243	8.1
Sherrils, Anthony	3	0	0	0	93	50	143	47.7	3	0	0	0	93	50	143	47.7
Moore, J'Mon	3	0	130	0	0	0	130	43.3	16	0	163	0	0	0	163	10.2
Brown, Nate	3	0	125	0	0	0	125	41.7	12	0	170	0	0	0	170	14.2
Culkin, Sean	3	0	97	0	0	0	97	32.3	31	0	277	0	0	0	277	8.9
Mauk, Maty	3	96	0	0	0	0	96	32.0	30	698	1	0	0	0	699	23.3
Penton, Aarion	3	0	0	76	12	0	88	29.3	30	0	0	76	12	41	129	4.3
Leftwich, Wesley	2	0	44	0	0	0	44	22.0	2	0	44	0	0	0	44	22.0
Hansbrough, Rus	2	38	0	0	0	0	38	19.0	2	38	0	0	0	0	38	19.0
Gibson, John	3	0	0	0	0	35	35	11.7	29	0	0	0	99	35	134	4.6
Dilosa, Keyon	2	0	25	0	0	0	25	12.5	2	0	25	0	0	0	25	12.5
Blair, D.	2	0	21	0	0	0	21	10.5	2	0	21	0	0	0	21	10.5
Abbingtion, Chas	2	19	0	0	0	0	19	9.5	2	19	0	0	0	0	19	9.5
Steward, Morgan	3	18	0	0	0	0	18	6.0	15	102	0	0	0	0	102	6.8
Brothers, Kentrell	3	0	0	6	0	9	15	5.0	3	0	0	6	0	9	15	5.0
Hilton, Cam	3	0	0	0	13	0	13	4.3	3	0	0	0	13	0	13	4.3
Hall, Emanuel	2	0	12	0	0	0	12	6.0	2	0	12	0	0	0	12	6.0
Wingo, R.	3	0	10	0	0	0	10	3.3	3	0	10	0	0	0	10	3.3
Green, Clarence	3	0	0	8	0	0	8	2.7	28	0	0	8	0	0	8	0.3
Reese, Jason	3	0	5	0	0	0	5	1.7	16	0	17	0	0	0	17	1.1
Laurent, Eric	3	0	4	0	0	0	4	1.3	3	0	4	0	0	0	4	1.3
Richard, Thomas	2	0	4	0	0	0	4	2.0	2	0	4	0	0	0	4	2.0
Ross, Tavon	2	0	0	-5	0	0	-5	-2.5	2	0	0	-5	0	0	-5	-2.5
Lock, Drew	3	-5	0	0	0	0	-5	-1.7	3	-5	0	0	0	0	-5	-1.7
Team	3	-6	0	0	0	0	-6	-2.0								
Total	3	323	652	85	118	94	1272	424.0								
Opponents	3	315	336	13	177	83	924	308.0								

	SEASON				CAREER			
	att	good	long	blkd	att	good	long	blkd
Field Goals								
Baggett, Andrew	5	4	41	0	75	54	52	2
Total	5	4	41	0				
Opponents	4	3	40	0				

