



2015-16 UNIVERSITY OF MISSOURI MEN'S BASKETBALL GAME NOTES

2015-16 SCHEDULE

DATE	OPPONENT	TV	SCORE/TIME (CT)
N 13 F	Wofford #	SECN +	W, 83-74
N 15 U	UMES #	SECN	W, 73-55
N 17 T	at Xavier (RV)	FS1	L, 78-66
N 23 M	vs. Kansas State &	ESPNU	L, 66-42
N 25 T	vs. Northwestern &	ESPN3	L, 67-62
D 1 T	Arkansas State	SECN	W, 88-78
D 4 F	Northern Illinois	SECN +	W, 78-71
D 9 W	Omaha	SECN	W, 85-78
D 13 U	at #13 Arizona	Pac-12 Net.	L, 88-52
D 19 S	NC State	SECN	L, 73-59
D 23 W	vs. Illinois %	ESPN2	6 p.m.
D 29 T	Arkansas-Pine Bluff	SECN +	8 p.m.
J 2 S	Savannah State	SECN +	2 p.m.
J 6 W	at Georgia *	SECN ^	6 p.m.
J 9 S	Auburn *	ESPN2	8 p.m.
J 12 T	Arkansas *	SECN ^	8 p.m.
J 16 S	at South Carolina *	SECN ^	Noon
J 20 W	Georgia *	SECN ^	6 p.m.
J 23 S	at Texas A&M *	SECN ^	3 p.m.
J 27 W	at Kentucky *	SECN ^	8 p.m.
J 30 S	Mississippi State *	SECN ^	7:30 p.m.
F 3 W	Ole Miss *	SECN ^	8 p.m.
F 6 S	at Alabama *	SECN ^	2 p.m.
F 10 W	at Vanderbilt *	SECN ^	8 p.m.
F 13 S	Tennessee *	SECN ^	2 p.m.
F 16 T	South Carolina *	SECN ^	6 p.m.
F 20 S	at Arkansas *	SECN ^	6:30 p.m.
F 23 T	at Ole Miss *	SECN ^	8 p.m.
F 27 S	Texas A&M *	ESPNU	3 p.m.
M 1 T	at LSU *	SECN ^	8 p.m.
M 5 S	Florida	SECN ^	6:30 p.m.
M 9-13	vs. SEC Tournament	SECN/ESPN ^	

Bold denotes home // * denotes SEC game
 # - CBE HOF Classic Host Games (Mizzou Arena, Columbia, Mo.)
 & - CBE HOF Classic Championship Rounds (Sprint Center, Kansas City, Mo.)
 & - Mizzou will play either North Carolina or Northwestern on Nov. 24
 % - 35th Annual Braggins' Rights Game (Scottrade Center, St. Louis, Mo.)
 ^ - SEC Network broadcasts are additionally available through
 WatchESPN apps and the website, WatchESPN.com
 + - SEC Network + events are digitally exclusive events available on
 WatchESPN apps or WatchESPN.com

GAME

11

MIZZOU TIGERS (5-5) VS. ILLINOIS FIGHTING ILLINI (7-5)

WEDNESDAY, DEC. 23, 2015 // 6 P.M. (CT) // SCOTTRADE CENTER // ST. LOUIS, MO.

@MIZZOUHOOPS

5-5

PTS / GAME	68.8
PTS ALLOWED / GAME	72.8
FG %	.433
FG DEFENSE %	.412
3-PT FG %	.331
3-PT FG DEFENSE %	.342
REB / GAME	33.2
REB ALLOWED / GAME	36.9
LEADING SCORER	PURYEAR (12.1)
LEADING REBOUNDER	WRIGHT (4.8)
LEADER IN ASSISTS	CLARK (3.2)
HEAD COACH	Kim Anderson (Missouri, '79, '81)
SCHOOL RECORD	14-28 (2nd season)
CAREER RECORD	288-123 (14th season)
COACHING RECORD VS. ILLINOIS	0-1

SERIES INFORMATION

ALL-TIME SERIES	29-16 Illinois
IN COLUMBIA	3-2 Illinois
IN CHAMPAIGN	4-1 Illinois
NEUTRAL SITE	22-13 Illinois
LAST MEETING	L, 62-59 Dec. 20, 2014 (St. Louis, Mo.)

FOLLOW #MIZZOU

ON TELEVISION	ESPN2
6:01 p.m. CT	Bob Wischusen (Play-by-Play)
	Dan Dakich (Analyst)
	Bart Fox (Producer)
ON RADIO	Tiger Radio Network
	Mike Kelly (Play-by-Play)
	Gary Link (Analyst)
	Matt Winegardner (Engineer)
ONLINE	@MizzouHoops
	MUTigers.com
	Mizzou.Statbroadcast.com



@ILLINIMBB

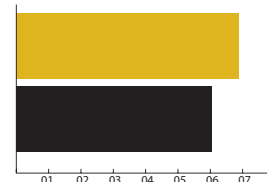
7-5

PTS / GAME	77.2
PTS ALLOWED / GAME	75.3
FG %	.456
FG DEFENSE %	.463
3-PT FG %	.377
3-PT FG DEFENSE %	.393
REB / GAME	33.4
REB ALLOWED / GAME	34.8
LEADING SCORER	HILL (18.5)
LEADING REBOUNDER	THORNE JR. (8.4)
LEADER IN ASSISTS	HILL (4.0)
HEAD COACH	John Groce (Taylor, '94)
SCHOOL RECORD	68-47 (4th season)
CAREER RECORD	153-103 (8th season)
COACHING RECORD VS. MISSOURI	2-1

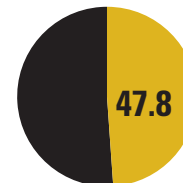
#ZOUNOTES

- Mizzou Men's Basketball (5-5) next heads to the 35th Annual Bud Light Braggins' Rights Game at the Scottrade Center in St. Louis, Mo., tipping off vs. Illinois at 6 p.m. on Wednesday, Dec. 23.
- Head coach **Kim Anderson's** Tigers are led in scoring by freshman forward **Kevin Puryear's** 12.1 points per game. Puryear has scored in double figures in seven of Mizzou's 10 games, thus far.
- Three of Mizzou's top five scorers are freshmen, as guards **Terrence Phillips** and **K.J. Walton** average 9.4 and 6.0 points per game, respectively.
- Phillips has also been an energetic addition to Mizzou's defense, as the Orange County, Calif., native has a team-high 14 steals.
- Anderson's rotation has solidified itself into **Puryear, Phillips, Namon Wright** and **Wes Clark** serving as Mizzou's only players averaging more than 20 minutes per game.
- Sophomore forward **Jakeenan Gant** has a team-high 10 blocks through the first 10 games of the season.

#ZOUSTATS



The Tigers are averaging 68.8 points per game through 10 games this season, bettering its 60.5 average from a season ago.



Mizzou's freshmen (Phillips, Puryear, Walton, VanLeer) have combined to score nearly half of the team's points through 10 games (329 of 688).

PROJECTED #MIZZOU LINEUP



G

1

terrence
PHILLIPS

FR // 5-11 // 175 // ORANGE COUNTY, CALIF.

@FloorGeneral103

PPG	RPG	APG	SPG
9.4	2.9	2.9	1.4
▶ 14 points vs. Omaha (Dec. 9)			
▶ 7 assists (season-high) vs. Ark. St.			
▶ 16 points vs. Northwestern, a new season-high (3-of-6 three-pointers)			



G

15

wes
CLARK

JR // 6-0 // 180 // DETROIT, MICH.

@Im_back_15

PPG	RPG	APG	SPG
7.7	2.8	3.2	0.7
▶ Returned to lineup after right elbow dislocation caused him to miss final eight games of 2014-15			
▶ Averaged 10.1 PPG last season			



G

12

namon
WRIGHT

SO // 6-5 // 202 // LOS ANGELES, CALIF.

@kharyw

PPG	RPG	APG	SPG
8.8	4.8	1.3	0.6
▶ 18 points off the bench in win vs. Wofford (Nov. 13)			
▶ Career-high 28 points vs. Florida last season			



F

24

kevin
PURYEAR

FR // 6-7 // 236 // BLUE SPRINGS, MO.

@CalIme_KP24

PPG	RPG	SPG	APG
12.1	4.5	0.3	0.4
▶ Double digit scoring in seven of 10 games this season			
▶ KC Star Metro Player of the Year as a senior at Blue Springs South			



F

44

ryan
ROSBURG

SR // 6-10 // 260 // CHESTERFIELD, MO.

@RyRos44

PPG	RPG	APG	BPG
3.9	3.7	0.3	0.6
▶ 10 points (5-of-9 FG) vs. Ark. St.			
▶ 8 points, 9 rebounds in 28 minutes vs. Northwestern (Nov. 24)			
▶ Had 7 points through first 4 games			

PROJECTED ILLINOIS LINEUP

G 1 JAYLON TATE (JR, 6-3, 170) 2.3 PPG // 1.1 RPG // .412 FG%	G 5 JALEN COLEMAN-LANDS (FR, 6-3, 180) 8.6 PPG // 1.5 RPG // .422 3FG%	G 21 MALCOLM HILL (JR, 6-6, 220) 18.5 PPG // 5.8 RPG // 4.0 APG	G 25 KENDRICK NUNN (JR, 6-3, 190) 18.4 PPG // 4.4 RPG // .474 FG%	F 43 MICHAEL FINKE (RS FR, 6-10, 230) 9.8 PPG // 3/1 RPG // .564 FG%
-------------------------------------------------------------------------	----------------------------------------------------------------------------------	---------------------------------------------------------------------------	-----------------------------------------------------------------------------	--------------------------------------------------------------------------------

QUICK FACTS

INSTITUTIONAL INFORMATION

Location _____ Columbia, Mo.
 Founded: _____ 1839
 Enrollment: _____ 35,050
 Nickname: _____ Tigers
 Colors: _____ Old Gold and Black
 Arena (Capacity): _____ Mizzou Arena (15,061)
 Conference: _____ Southeastern
 Interim System President: _____ Mike Middleton
 Phone _____ 573-882-2011
 Interim Chancellor: _____ Hank Foley
 Phone: _____ 573-882-3387
 Director of Athletics: _____ Mack Rhoades
 Department Phone: _____ 573-882-6501
 Ticket Office Phone: _____ 573-884-7297
 _____ 800-228-7297

THE MIZZOU TIGERS

Head Coach: _____ Kim Anderson (Second season)
 _____ University of Missouri, 1979, '81
 Missouri Record _____ 14-28 (2nd season)
 Overall Record: _____ 288-123 / .701 (14th season)
 Assistant Coaches: _____ Rob Fulford (Second season)
 _____ Brad Loos (Second season)
 _____ Corey Tate (First season)
 Special Assistant to the Head Coach _____
 _____ Steve Shields (First season)
 Basketball Operations: _____ Paul Rorvig
 _____ (Second season)
 Basketball Performance: _____ Matt Herring
 _____ (Second season)
 Operations Assistant _____ John Poettgen
 Graduate Assistants: _____ Brett Anderson
 _____ Jon Gilliam
 2014-15 Record: _____ 9-23
 SEC Record (Finish): _____ 3-15 (14th)
 Starters Returning / Lost: _____ 3/2
 Lettermen Returning / Lost: _____ 6/5

STRATEGIC COMMUNICATIONS

Senior Assoc. Athletics Director: _____ Ryan Bradley
 Office Phone _____ 573-882-9805
 E-Mail: _____ bradleyry@missouri.edu
 Associate Athletics Director: _____ Chad Moller
 Office Phone: _____ 573-882-0712
 E-Mail: _____ mollerc@missouri.edu
Men's Basketball Contact: _____ Patrick Crawford
Office Phone: _____ 573-882-2531
E-Mail: _____ crawfordpa@missouri.edu
 Associate Director: _____ Kate Lakin
 Assistant Director: _____ Shawn Davis
 Assistant Director: _____ Tyler Koonce
 Assistant Director: _____ Andy Oldenburg
 Web Coordinator: _____ Kevin Fletcher
 Digital Media: _____ Ali Fisher
 Associate (Secondary Contact): _____ Andrew Melroe
 E-Mail: _____ melroea@missouri.edu
 Twitter/Instagram _____ @MizzouHoops
 Website: _____ mutigers.com

Pro-nun-SEE-A-shun GUIDE

Kevin Puryear _____ Per-YEAR
 Namon Wright _____ NAY-mun

KIM ANDERSON



HOMETOWN
 Sedalia, Mo.
HIGH SCHOOL
 Smith-Cotton
TWITTER
 @CoachAndersonMU
FAMILY
 Wife, Melissa
 Son, Ryan
 Son, Brett


In his second season leading the Mizzou Men's Basketball program, head coach **Kim Anderson** continues to turn the Tigers in the right direction, both on and off the court. With five newcomers on the 2015-16 roster that his staff personally recruited, Anderson hopes a higher comfort level and familiarity amongst his squad will translate into better team basketball. The Tigers already did their part in the offseason, posting the highest summer session grade point average for a Mizzou team in more than five seasons.

The Tiger leader took on the role of architect during the summer of 2014, beginning with establishing an identity for the Mizzou program. It would be built to last, with sturdy roots of character, discipline and competitiveness to reignite the passion of the many Black & Gold fans who clamor into Mizzou Arena. The first step was finding student-athletes, so Anderson and his staff brought in five freshmen and a graduate transfer for a total of six new faces. The following step was to get the newcomers and returning players to work as a team, which is not as simple of a process as it sounds.

Anderson knew sustained success could start with bumps in the road, and as the inexperience and unfamiliarity between his Tigers began to show down the stretch of the 2014-15 season, it became clear that changes would need to be made. Following Mizzou's 9-23 season, Anderson made it known what he and his staff's focuses would be going forward into the offseason. For the offseason, the Tiger coaching staff emphasized academic achievement, staff efficiency, athletic performance, team chemistry and a targeted recruiting focus.

2015-16 MIZZOU ROSTER

#	Name	Ht.	Wt.	Pos.	Yr.	Exp.
1	Terrence Phillips	5-11	175	G	Fr.	HS
	Orange County, Calif. / Oak Hill Academy (Va.) Note: 88-4 record as starting point guard at Oak Hill					
4	Tramaine Isabell	6-0	178	G	So.	1L
	Seattle, Wash. / Garfield H.S. Note: Multiple assists in eight games in 14-15					
5	D'Angelo Allen	6-7	216	F	So.	1L
	Dallas, Texas / Kimball H.S. Note: Started last 8 games of 14-15 season					
10	K.J. Walton	6-3	197	G	Fr.	HS
	Brownsburg, Ind. / Brownsburg H.S. Note: Former 103rd-ranked <i>Rivals.com</i> prospect					
11	Jimmy Barton	5-9	160	G	R-So.	RS
	St. Louis, Mo. / DeSmet Jesuit H.S. / Houston Baptist Note: Walk-on with 13 games at H-Baptist in 13-14					
12	Namon Wright	6-5	202	G	So.	1L
	Los Angeles, Calif. / Pacific Hills Note: Averaged 13.6 PPG in last five games of 14-15					
13	Trevor Glassman	6-3	200	G	Jr.	TR
	Bedford, N.H. / New Hampton School / Manhattan Note: Walk-on, sitting out the 2015-16 season after transfer					
15	Wes Clark	6-0	180	G	Jr.	2L
	Detroit, Mich. / Romulus H.S. Note: Returns after season-ending inj. to right elbow					
23	Jakeenan Gant	6-8	212	F	So.	1L
	Springfield, Ga. / Effingham County Note: Won Mizzou's annual Black & Gold dunk contest					
24	Kevin Puryear	6-7	236	F	Fr.	HS
	Blue Springs, Mo. / South H.S. Note: 20.1 pts., 7.8 reb. per game as a senior					
25	Russell Woods	6-8	225	F	Jr.	JC
	Chicago, Ill. / Simeon High School / John A. Logan College (Ill.) Note: 14.1 pts., 7.2 reb. per game at JUCO in 14-15					
32	Adam Wolf	6-7	202	F	Fr.	HS
	Beaver Dam, Wis. / Beaver Dam H.S. Note: Walk-on who avg. 17.0 pts. per game as senior					
33	Cullen VanLeer	6-4	200	G	Fr.	HS
	Pacific, Mo. / Pacific H.S. Note: 23.5 pts., 7.3 reb. per game as a senior					
44	Ryan Rosburg	6-10	260	F	Sr.	3L
	Chesterfield, Mo. / Marquette H.S. Note: 55 career starts at Mizzou, 106 career app.					



Back Row: Trainer Pat Beckmann, Graduate Assistant Jon Gilliam, Special Assistant to the Head Coach Steve Shields, Athletic Performance Coach Matt Herring, Director of Basketball Operations Paul Rorvig, Head Coach Kim Anderson, Assistant Coach Corey Tate, Assistant Coach Brad Loos, Assistant Coach Rob Fulford, Operations Assistant John Poettgen, Graduate Assistant Brett Anderson.

Front Row: Russell Woods (25), Kevin Puryear (24), Terrence Phillips (1), Wes Clark (15), K.J. Walton (10), Jimmy Barton (11), Tramaine Isabell (4), Cullen VanLeer (33), Namon Wright (12), Adam Wolf (32), D'Angelo Allen (5), Ryan Rosburg (44), Jakeenan Gant (23).

NOTEWORTHY NOTES

LAST TIME OUT

- ▶ Mizzou (5-5) dropped to 2-3 all-time against NC State and 1-1 during games played in Columbia after a 73-59 result on Saturday, Dec. 19.
- ▶ Freshman guard **Cullen VanLeer** drained four three-pointers, which was the highest total by a Tiger this season. Previously, a Mizzou player had connected from beyond the arc three times in a game on eight different occasions this season.
- ▶ Sophomore guard **Tramaine Isabell** finished with 10 points, the third time this season that he has scored in double figures. He also tied a career-high with two steals for the sixth time and matched a season-best with two assists. He also dished out two assists vs. Arkansas State on Dec. 1 and vs. Wofford on Nov. 13.

DISH IT OUT, K.J.!

- ▶ Mizzou freshman guard **K.J. Walton** handed out three assists in the game vs. NC State (Dec. 19), which marks just the third time this season he has recorded multiple assists.

GAINING TRACTION AT THE LINE

- ▶ Three of Mizzou's top four scorers, **Kevin Puryear** (12.1), **Terrence Phillips** (9.4) and **Wes Clark** (7.7) are all shooting 75.0 percent or better from the free throw line, a good trend for a team that finished last season with just two players over the 75.0-percent mark.

TERRENCE THE THIEF

- ▶ Mizzou freshman guard **Terrence Phillips** started his season of thievery slowly, but has built upon his team-leading 14 steals quickly over the last four games of the season. Phillips has compiled 7 of his 14 steals in that span.
- ▶ Phillips' season-high of four steals vs. Northwestern (Nov. 24) in the CBE Hall of Fame Classic at the Sprint Center helped jump start his five-game stealing spree.
- ▶ The Tigers' freshman point guard has recorded at least two steals in four of his last six games, including a stretch of three-straight games from Northern Illinois (Dec. 4) to at No. 13 Arizona (Dec. 13).

BLOCK PARTY

- ▶ Mizzou sophomore forward **Jakeenan Gant** has recorded a block in 8-of-10 games and has a team-leading 10 so far in the 2015-16 campaign.
- ▶ Gant has already surpassed the halfway point of his 2014-15 total (14), which he reached in 23 games.

#RALLYFORRHAN

- ▶ Rhyen Loos, the 5-year-old daughter of assistant Mizzou coach **Brad Loos** and his wife, Jen, has been diagnosed with neuroblastoma, a type of pediatric cancer. The Mizzou Men's Basketball program will be supporting Rhyen and the Loos Family throughout the season.
- ▶ To find out more about Rhyen and how you can offer support, visit www.mutigers.com/RallyForRhyen.



SHOOTING 50 PERCENT OR BETTER IN A HALF UNDER KIM ANDERSON

Team (Date)	FG-A	Pct.	Half
Valparaiso (11-16-14) 1	4-26	52.8	2nd
Oral Roberts (11-19-14)	12-19	63.2	2nd
SEMO (12-2-14)	10-20	50.0	1st
SEMO (12-2-14)	12-24	50.0	2nd
Elon (12-11-14)	13-22	59.1	1st
Lipscomb (1-3-15)	12-24	50.0	1st
at Texas A&M (1-21-15)	12-23	52.2	1st
Mississippi State (2-14-15)	14-28	50.0	2nd
at Arkansas (2-18-15)	15-27	55.6	2nd
Florida (2-24-15)	9-18	50.0	2nd
Wofford (11-13-15)	17-31	54.8	1st
Wofford (11-15-15)	11-19	57.9	2nd
Arkansas State (12-1-15)	18-34	52.9	1st
Northern Illinois (12-4-15)	18-28	64.3	2nd
Omaha (12-9-15)	14-28	50.0	1st

BY THE NUMBERS

14

▶ Mizzou has the 14th-youngest roster in all of Division I basketball this season, according to Ken Pomeroy (kenpom.com). Head coach Kim Anderson's team ranks 338 out of 351 teams in terms of experience.

5

▶ Mizzou has five scholarship newcomers, including four talented freshmen and an experienced JUCO transfer. In total, the squad features eight freshmen/sophomores out of its 12 allocated scholarships.

3.5

▶ Mizzou is averaging 68.8 points per game after nine games, an improvement from last season's 10-game average of 65.3.

GAME PREVIEW - NC STATE

ABOUT ILLINOIS

- ▶ Illinois (7-5) enters the Braggin' Rights Game as winners of four-straight games, including a victory in recent action over South Dakota (Dec. 19) by a score of 91-79.
- ▶ The Fighting Illini have scored 80 points or more on six separate occasions so far in the 2015-16 season.
- ▶ Led by head coach **John Groce**, the Fighting Illini are working to return to the NCAA Tournament that the squad made in Groce's first campaign in Champaign (2012-13). Illinois has made two consecutive NIT fields since then.

CLOSER LOOK AT THE ILLINI

- ▶ Illinois has been powered by the dual scoring threat of junior guard **Malcolm Hill** and junior guard **Kendrick Nunn**, who average 18.5 and 18.4 points per game, respectively.
- ▶ Graduate transfer forward **Mike Thorne, Jr.** leads the Illini on the glass with his stout 8.4 rebounds per game. Thorne has seven more offensive rebounds (22) than the next closest Illini player (Hill, 15).
- ▶ The Illini started the season 3-5, but its four consecutive wins have boosted the squad back above the .500 mark. Losses in that stretch included at Providence (Nov. 18, 60-59) and vs. Iowa State (Nov. 28, 84-73).

MOVIE SCOUTING REPORT

10 THINGS I HATE ABOUT YOU (1999)

Junior guard **Malcolm Hill** has averaged 2.0 turnovers per game through Illinois' first 12 games of the season.

PREMIUM RUSH (2012)

Hill leads the Fighting Illini in scoring (222), assists (48), free throw percentage (63-of-76, .829), blocks (11) and steals (18).

G.I. JOE: THE RISE OF COBRA (2009)

Junior guard **Kendrick Nunn** leads the Illini with his 44.0 percent mark from beyond the arc (22-of-50).

CVL LETS LOOSE

- ▶ Freshman guard **Cullen VanLeer** had his most prolific three-point shooting game of the season vs. NC State on Saturday, Dec. 19. The freshman Tiger hit on 4-of-7 three-pointers en route to 12 points, his second-highest scoring game of the season.

EFFICIENT WOODS



▶ Junior forward **Russell Woods** has carved out a special place in head coach **Kim Anderson's** rotation due to his selective nature, a trait that has Woods' leading the Tigers with his 69.0 field goal percentage.

▶ Woods has logged 14.9 minutes per game through Mizzou's first 10 games of the season and played a season-high 22 minutes at No. 13 Arizona (Dec. 13). He has played 15 minutes or more in six contests thus far in the 2015-16 season.

▶ The junior college transfer out of John A. Logan College, Woods averaged 14.1 points and 7.2 rebounds per game and shot 61-percent from the field during the 2014-15 season.

QUOTING COACH A

After Omaha win on Wednesday, Dec. 9

On Russell Woods shooting the ball...

"He doesn't try to do something he can't do. That's the great thing about Russ. He knows where he can score from and those are the shots he takes. You very rarely see him get very far from the basket unless he's coming out to set a screen. That's smart and he made some shots for us tonight that were important. He's really learning to play within himself and we need that from everybody. He's still really active."

PURYEAR COMES UP BIG LATE

- ▶ Mizzou freshman forward **Kevin Puryear** scored 13 of his 17 points vs. Northern Illinois (Dec. 4) in the second half, but did even more damage after subbing back into action with 4:16 left in the game.
- ▶ Puryear scored seven points in the last 2:30 of action, shooting a perfect 3-for-3 and completing a three-point play with 58 seconds left.

ALWAYS BETTER TO GIVE

- ▶ Mizzou recorded 18 assists (on 28 field goals) as team in the 78-71 win vs. Northern Illinois (Dec. 4), the highest total of assists in the Kim Anderson era.
- ▶ The Tigers last posted 18 assists or more with 19 against Mississippi State on March 1, 2014.

STRONG DEBUT FOR PURYEAR

- ▶ Freshman forward **Kevin Puryear** averaged 16.5 points per game over the first two games of his collegiate career.
- ▶ With his 20-point outburst in Mizzou's season-opening, 83-74 win vs. Wofford (Nov. 13), Puryear joined an exclusive list of debuts.
- ▶ Other 20-point Tiger freshman debuts in the last 40 years: Montaque Gill-Ceaser, 21 points vs. UMKC (Nov. 14, 2014), Jevon Crudup, 22 points at Rutgers (Nov. 27, 1990), Steve Stipanovich, 23 points vs. Southwest Texas State (Nov. 30, 1979).

SOLO SENIOR

- ▶ Senior forward **Ryan Rosburg** is the first Mizzou senior on the team's roster to have spent his entire eligibility in the program since the 2012-13 season.
- ▶ Laurence Bowers was a redshirt senior that season, in which Rosburg was a true freshman.

SEC FEARFUL OF CLARK'S RETURN

- ▶ Junior guard **Wes Clark** averaged 11.7 points per game in Mizzou's 11 Southeastern Conference games before he was sidelined for the remainder of the 2014-15 season due to his right elbow dislocation.
- ▶ That average would have ranked tied for 20th among fellow SEC players if Clark had appeared in 75 percent of the Tigers' conference contests.

LAST GAME

NC State vs Mizzou

12-19-15 5:05 p.m. at Columbia, Mo. // Mizzou Arena

VISITORS: NC State 8-3

##	Player		tot-fg		3-pt		rebounds												
			fg	fga	fg	fga	ft	fta	of	de	tot	pf	tp	a	to	blks	min		
00	Abu, Abdul-Malik	*	4	8	0	0	5	5	3	8	11	3	13	0	1	1	0	33	
12	Barber, Anthony	*	9	15	2	4	13	15	1	6	7	2	33	4	3	0	0	39	
14	Martin, Caleb	*	2	14	1	9	0	0	1	1	2	2	5	2	2	0	1	29	
21	Any, BeeJay	*	1	2	0	0	1	2	1	5	6	3	3	1	2	1	0	22	
24	Rowan, Maverick	*	4	9	2	3	2	4	2	1	3	3	12	2	0	0	0	32	
01	Freeman, Lennard		0	1	0	0	1	2	2	4	6	2	1	0	0	0	1	24	
15	Martin, Cody		2	5	0	0	2	2	2	0	2	2	6	1	0	2	2	21	
TEAM									3	1	4								
Totals.....			22	54	5	16	24	30	15	26	41	17	73	10	9	4	4	200	

TOTAL FG%	1st Half: 11-26 42.3%	2nd Half: 11-28 39.3%	Game: 40.7%	DEADBALL
3-Pt. FG%	1st Half: 3-9 33.3%	2nd Half: 2-7 28.6%	Game: 31.3%	REBOUNDS
F Throw %	1st Half: 4-7 57.1%	2nd Half: 20-23 87.0%	Game: 80.0%	1

HOME TEAM: Mizzou 5-5

##	Player		tot-fg		3-pt		rebounds											
			fg	fga	fg	fga	ft	fta	of	de	tot	pf	tp	a	to	blks	min	
01	PHILLIPS, Terrence	*	2	6	1	3	2	2	0	1	1	3	7	1	1	0	1	21
12	WRIGHT, Namon	*	0	6	0	1	2	6	0	3	3	1	2	0	0	0	2	19
15	CLARK, Wes	*	3	9	1	3	0	0	1	1	2	3	7	3	1	0	0	22
24	PURYEAR, Kevin	*	1	2	0	0	2	2	0	2	2	1	4	0	0	0	0	25
44	ROSBURG, Ryan	*	1	2	0	0	0	1	2	4	6	4	2	1	1	0	0	15
04	ISABELL, Tramaine		4	7	1	2	1	2	1	2	3	2	10	2	2	0	2	24
05	ALLEN, D'Angelo		1	1	0	0	1	4	1	0	1	0	3	0	0	0	0	4
10	WALTON, K.J.		2	3	0	1	0	2	0	0	0	2	4	3	3	0	0	11
23	GANT, Jakeenan		2	5	0	0	0	0	1	1	2	2	4	0	0	1	1	16
25	WOODS, Russell		2	3	0	0	0	0	0	4	4	3	4	2	0	1	0	19
33	VANLEER, Cullen		4	7	4	7	0	0	0	2	2	1	12	1	0	0	0	24
TEAM																		
Totals.....			22	51	7	17	8	19	7	22	29	22	59	13	8	2	6	200

TOTAL FG%	1st Half: 12-27 44.4%	2nd Half: 10-24 41.7%	Game: 43.1%	DEADBALL
3-Pt. FG%	1st Half: 3-8 37.5%	2nd Half: 4-9 44.4%	Game: 41.2%	REBOUNDS
F Throw %	1st Half: 1-2 50.0%	2nd Half: 7-17 41.2%	Game: 42.1%	7

Officials: William Humes, Tim Nestor, Jeffrey Anderson

Technical fouls: NC State-None. Mizzou-None.

Attendance: 8087

Score by Periods	1st	2nd	Total
NC State	29	44	73
Mizzou	28	31	59

SECOND HALF SURGE GETS NC STATE PAST @MIZZOUHOOPS, 73-59



A strong shooting performance from freshman guard Cullen VanLeer (Pacific, Mo.) and energy off the bench from sophomore guard Tramaine Isabell (Seattle, Wash.) was not enough for Mizzou Men's Basketball (5-5) to combat a big second half from NC State (8-3), as the Tigers yielded a 73-59 result on Saturday night.

VanLeer hit on 4-of-7 three-pointers in the game, the most successful makes from beyond the arc this season for a Tiger. The first-year player for head coach Kim Anderson sank 2-of-4 from deep in the first half as Mizzou battled the Wolfpack to a narrow 29-28 deficit in the first half.

Isabell led the Tigers with seven first-half points and added three after the break to enter double digits (10) for the third time his season and fifth time in his career. Isabell also tied a career-best with two steals for the sixth time in his career.

A VanLeer triple gave Mizzou a 19-9 lead at the 9:26 mark in the first half, but the Wolfpack inched closer to the Tigers for the remainder of the period before eventually taking the lead on their own three-pointer at the halftime buzzer. Junior forward Russell Woods (Chicago, Ill.) had just broken a 26-26 tie 15 seconds earlier with an emphatic two-handed dunk. Woods finished the game with four points (2-of-3 FG), four rebounds and two assists.

Freshman guard Terrence Phillips (Orange County, Calif.) put the Tigers ahead for the final time early in the second half with a three-pointer at 19:12, but a run of success for NC State followed.



TERRENCE PHILLIPS

FR | G | 5-11 | 175

Orange County, Calif.

Oak Hill Academy (Va.)

LAST GAME (NC STATE 12-19-15)

FG	FGA	3FG	FGA	FT	FTA	REB	AST	PTS
2	6	1	3	2	2	1	1	7

PHILLIPS 2015-16 GAME-BY-GAME

Opponent	Date	GS	Min	FG	FGA	Pct	3FG	FGA	Pct	FT	FTA	Pct	Off	Def	Tot	Avg	PF	FO	A	TO	Blk	Stl	Pts	Avg
WOFFORD	11-13-15	*	29	2-5	.400	0-1	.000	3-4	.750	0	3	3	3.0	3	0	3	2	0	0	0	7	7.0		
UMES	11-15-15	*	27	5-7	.714	3-4	.750	0-0	.000	1	2	3	3.0	3	0	2	1	0	1	13	10.0			
at Xavier	11-17-15	*	12	1-2	.500	1-2	.500	0-0	.000	0	1	1	2.3	4	0	0	2	0	0	3	7.7			
vs Kansas State	11-23-15	*	24	3-8	.375	0-2	.000	0-0	.000	0	6	6	3.3	2	0	2	5	0	1	6	7.3			
vs Northwestern	11-24-15	*	31	6-11	.545	3-6	.500	1-1	1.000	0	6	6	3.8	5	1	4	4	1	4	16	9.0			
ARKANSAS ST.	12-1-15	*	23	2-4	.500	0-2	.000	4-4	1.000	0	4	4	3.8	4	0	7	0	0	1	8	8.8			
NORTHERN ILL.	12-4-15	*	35	5-7	.714	1-3	.333	2-3	.667	0	1	1	3.4	4	0	6	5	0	2	13	9.4			
OMAHA	12-9-15	*	26	5-10	.500	3-5	.600	1-2	.500	0	2	2	3.3	5	1	1	4	0	2	14	10.0			
at Arizona	12-13-15	*	31	2-9	.222	0-3	.000	3-4	.750	1	1	2	3.1	2	0	3	1	0	2	7	9.7			
NC STATE	12-19-15	*	21	2-6	.333	1-3	.333	2-2	1.000	0	1	1	2.9	3	0	1	1	0	1	7	9.4			
vs Illinois	12-23-15																							
ARKANSAS-PB	12-29-15																							
SAVANNAH ST	1-2-16																							
at Georgia	1-6-16																							
AUBURN	1-9-16																							
ARKANSAS	1-12-16																							
at S. Carolina	1-16-16																							
GEORGIA	1-20-16																							
at Texas A&M	1-23-16																							
at Kentucky	1-27-16																							
MISSISSIPPI ST	1-30-16																							
OLE MISS	2-3-16																							
at Alabama	2-6-16																							
at Vanderbilt	2-10-16																							
TENNESSEE	2-13-16																							
S. CAROLINA	2-16-16																							
at Arkansas	2-20-16																							
at Ole Miss	2-23-16																							
TEXAS A&M	2-27-16																							
at LSU	3-1-16																							
FLORIDA	3-5-16																							

2015-16 (FRESHMAN):

- 2nd-straight game in double digits with 14 (5-of-10 FG, 3-of-5 3PT, 1-of-2 FT) vs. Omaha (Dec. 9), hitting three 3-pointers for the third time.
- Season-high seven assists in the win vs. Arkansas State (Dec. 1).
- Nearly willed Mizzou to a comeback vs. Northwestern (Nov. 23), scoring 13 of his 16 points (6-of-11 FG) after the break of the 67-62 result.
- Rained in 3-of-4 from three-point land en route to 13 points vs. UMES (Nov. 14), playing 27 minutes in his second career start.
- Earned the start in his collegiate debut vs. Wofford (Nov. 13), recording 7 points, 3 assists and 3 rebounds in 29 minutes.

OAK HILL ACADEMY:

- Led national powerhouse Oak Hill Academy (Mouth of Wilson, Va.) to an 88-4 record as the team's starting point guard his last two seasons.
- Averaged 8.7 assists, 7.7 points and 4.2 steals per game while leading Oak Hill to a 47-1 season as a senior, with the squad also spending 10 weeks as the nation's No. 1-ranked boys basketball team.

- Broke Oak Hill's career assists record that was previously held by former North Carolina standout Jeff McInnis.

PERSONAL:

- Son of Alice Knox and Ted Phillips, and born on Jan. 12, 1996, in Los Angeles, California.
- Athlete he most looks up to and models his game after is Chris Paul.
- Favorite TV show is 'Friends'.
- Considered Mizzou the most in the recruiting process due to the Tigers coaching staff's ongoing presence.
- Mentions NBA star Kobe Bryant as the most influential person he has ever met.

PHILLIPS CAREER STATS

SEASON	G-GS	MIN	MPG	FG-A	FG%	3FG-A	3FG%	FT-A	FT%	REB / AVG.	AST / TO	BS / S	TP	AVG.
2015-16	10-10	259	25.9	33-69	.478	12-31	.387	16-20	.800	29 / 2.9	29 / 2.5	1 / 14	94	9.4
TOTAL	10-10	259	25.9	33-69	.478	12-31	.387	16-20	.800	29 / 2.9	29 / 2.5	1 / 14	94	9.4

#1 AT A GLANCE

2015-16 Career

Scored 5+ points	9	-
Scored 10+ points	3	-
Scored 15+ points	1	-
Hit 2+ 3-pointers	3	-
Recorded 3+ rebounds	5	-
Dished 3+ assists	5	-
Played 20+ minutes	9	-
Played 30+ minutes	3	-

#1 GAME HIGHS

2015-16 Career

16, vs. Northwestern	-
11-24-15 PTS	-
6, vs. Northwestern	-
11-24-15 FGM	-
11, vs. Northwestern	-
11-24-15 FGA	-
3, 3 times	-
3PTM	-
6, vs. Northwestern	-
11-24-15 3PTA	-
4, Arkansas State	-
12-1-15 FTM	-
4, 3 times	-
FTA	-
6, Twice	-
REB	-
7, Arkansas State	-
12-1-15 ASST	-
1, vs. Northwestern	-
11-24-15 BLKS	-
4, vs. Northwestern	-
11-24-15 STLS	-
35, Northern Illinois	-
12-4-15 MIN	-



TRAMAINE ISABELL

SO // G // 6-0 // 178

Seattle, Wash.

Garfield High School

LAST GAME (NC STATE 12-19-15)

FG	FGA	3FG	FGA	FT	FTA	AST	PTS
4	7	1	2	1	2	2	10

ISABELL 2015-16 GAME-BY-GAME

Opponent	Date	GS	Min	FG	FGA	Pct	3FG	FGA	Pct	FT	FTA	Pct	Off	Def	Tot	Avg	PF	FO	A	TO	Blk	Stl	Pts	Avg
WOFFORD	11-13-15	10	2-2	1.000	0-0	.000	0-0	.000	0-0	.000	0	3	3	3.0	1	0	2	3	0	1	4	4.0		
UMES	11-15-15	12	2-5	.400	0-1	.000	0-0	.000	0-0	.000	2	2	4	3.5	0	0	1	0	0	0	4	4.0		
at Xavier	11-17-15	13	3-6	.500	1-1	1.000	4-4	1.000	0	1	1	2.7	2	0	1	5	0	1	11	6.3				
vs Kansas State	11-23-15	12	2-3	.667	0-0	.000	0-0	.000	0	1	1	2.3	0	0	0	0	0	1	4	5.8				
vs Northwestern	11-24-15	8	1-4	.250	0-1	.000	0-0	.000	0	1	1	2.0	1	0	0	0	0	0	0	2	5.0			
ARKANSAS ST.	12-1-15	16	4-6	.667	2-2	1.000	1-1	1.000	0	0	0	1.7	1	0	2	0	0	1	11	6.0				
NORTHERN ILL.	12-4-15	16	1-5	.200	1-1	1.000	0-1	.000	1	1	2	1.7	0	0	1	0	0	1	3	5.6				
OMAHA	12-9-15	9	0-0	.000	0-0	.000	2-4	.500	0	2	2	1.8	1	0	1	3	0	1	2	5.1				
at Arizona	12-13-15	17	0-4	.000	0-2	.000	0-0	.000	1	1	2	1.8	2	0	1	3	0	1	0	4.6				
NC STATE	12-19-15	24	4-7	.571	1-2	.500	1-2	.500	1	2	3	1.9	2	0	2	2	0	2	10	5.1				
vs Illinois	12-23-15																							
ARKANSAS-PB	12-29-15																							
SAVANNAH ST	1-2-16																							
at Georgia	1-6-16																							
AUBURN	1-9-16																							
ARKANSAS	1-12-16																							
at S. Carolina	1-16-16																							
GEORGIA	1-20-16																							
at Texas A&M	1-23-16																							
at Kentucky	1-27-16																							
MISSISSIPPI ST	1-30-16																							
OLE MISS	2-3-16																							
at Alabama	2-6-16																							
at Vanderbilt	2-10-16																							
TENNESSEE	2-13-16																							
S. CAROLINA	2-16-16																							
at Arkansas	2-20-16																							
at Ole Miss	2-23-16																							
TEXAS A&M	2-27-16																							
at LSU	3-1-16																							
FLORIDA	3-5-16																							

2015-16 (SOPHOMORE):

- Matched season-high point total (11) with season-best four FGs (4-of-6) vs. Arkansas State (Dec. 1).

2014-15 (FRESHMAN):

- Dished out multiple assists in 8 different games, including a season-high 6 dimes (against just one turnover) in the win vs. LSU (Jan. 8).
- Season-best 14 points (4-of-8 FG, 1-of-3 3PT, 5-of-6 FT) vs. Lipscomb (Jan. 3), with his work at the charity stripe setting season-high marks in FT makes and attempts.
- Made ESPN SportsCenter's Top 10 with his buzzer-beating, game-tying three-pointer vs. Oklahoma State (Dec. 30), dropping the bucket with 0.2 seconds left in regulation.

HIGH SCHOOL:

- Was named first team all-state as a senior after leading Garfield High School to a 25-1 overall record and the Class 4A state championship.

- Averaged 23.6 points and 3.5 assists as a senior for Garfield, which also produced NBA players Tony Wroten and Brandon Roy.
- Poured in 34 points in the state title win over Richland and was named the state tournament's Most Valuable Player.
- Began his high school career at Lakeside High School, the same high school as Microsoft co-founders Bill Gates and Paul Allen, and led the Lions to the 2013 state championship game.

PERSONAL:

- Full name is Tramaine Andre' Isabell.
- Son of Aiyana Brown and Tramaine Isabell Sr.
- Has a younger sister, Queen, and younger brother, Se'jhe.
- Born June 27, 1995.
- Considers his grandfather, Rich Padden, his greatest influence and an important mentor.
- Outside of pursuing basketball, would like to find success in the fields of real estate or private investment.

ISABELL CAREER STATS

CAREER	G-GS	MIN	MPG	FG-A	FG%	3FG-A	3FG%	FT-A	FT%	REB / AVG.	AST / TO	BS / S	TP	AVG.
2014-15	27-1	405	15.0	37-118	.314	16-52	.308	22-28	.786	36 / 1.3	39 / 33	0 / 17	112	4.1
2015-16	10-0	137	13.7	19-42	.452	5-10	.500	8-12	.667	19 / 1.9	11 / 16	0 / 9	51	5.1
TOTAL	37-1	542	14.6	56-160	.350	21-62	.339	30-40	.750	55 / 1.5	50 / 49	0 / 26	163	4.4

#4 AT A GLANCE

2015-16 Career

Scored 5+ points	3	13
Scored 10+ points	3	6
Hit 2+ 3-pointers	1	5
Multiple steals	1	6
Multiple assists	3	12
Recorded 3+ rebounds	3	7
Dished 3+ assists	-	6
Played 20+ minutes	1	8
Played 30+ minutes	-	2

#4 GAME HIGHS

2015-16 Career

11, Twice	14, Lipscomb
PTS	1-3-15
4, Twice	5, at Arkansas
FGM	2-18-15
7, NC State	9, at Arkansas
12-19-15	FGA 2-18-15
2, Arkansas State	3, at Arkansas
12-1-15	3PTM 2-18-15
2, 3 times	5, 3 times
3PTA	
4, Twice	5, Lipscomb
FTM	1-3-15
4, at Xavier	6, Lipscomb
11-17-15	FTA 1-3-15
4, UMES	4, 4 times
11-15-15	REB
2, 3 times	6, LSU
ASST	1-8-15
-	-
BLKS	-
2, NC State	2, 6 times
12-19-15	STLS -



D'ANGELO ALLEN

SO // F // 6-7 // 216

Dallas, Texas

Kimball High School

LAST GAME (NC STATE 12-19-15)

FG	FGA	3FG	FGA	FT	FTA	REB	PTS
1	1	0	0	1	4	1	3

ALLEN 2015-16 GAME-BY-GAME

Opponent	Date	GS	Min	FG	FGA	Pct	3FG	FGA	Pct	FT	FTA	Pct	Off	Def	Tot	Avg	PF	FO	A	TO	Blk	Stl	Pts	Avg
WOFFORD	11-13-15	DNP																						
UMES	11-15-15	15	1-1	1.000	0-0	.000	0-0	.000	0-2	.000	2	2	4	4.0	2	0	0	0	0	0	1	2	2.0	
at Xavier	11-17-15	12	0-0	.000	0-0	.000	0-0	.000	0-0	.000	0	3	3	3.5	2	0	0	1	0	0	0	0	1.0	
vs Kansas State	11-23-15	16	0-3	.000	0-0	.000	0-0	.000	0-0	.000	3	0	3	3.3	1	0	0	2	0	2	0	0	0.7	
vs Northwestern	11-24-15	5	1-1	1.000	0-0	.000	0-0	.000	0-0	.000	0	0	0	2.5	0	0	1	0	0	0	0	2	1.0	
ARKANSAS ST.	12-1-15	7	0-0	.000	0-0	.000	1-2	.500	0	2	2	2.4	1	0	0	0	1	0	1	0	1	1.0		
NORTHERN ILL.	12-4-15	2	0-0	.000	0-0	.000	0-0	.000	0-0	.000	0	0	0	2.0	1	0	0	0	0	0	0	0	0.8	
OMAHA	12-9-15	DNP																						
at Arizona	12-13-15	4	0-1	.000	0-0	.000	0-0	.000	0-0	.000	0	0	0	1.7	0	0	0	1	0	0	0	0	0.7	
NC STATE	12-19-15	4	1-1	1.000	0-0	.000	1-4	.250	1	0	1	1.6	0	0	0	0	0	0	0	0	3	1.0		
vs Illinois	12-23-15																							
ARKANSAS-PB	12-29-15																							
SAVANNAH ST	1-2-16																							
at Georgia	1-6-16																							
AUBURN	1-9-16																							
ARKANSAS	1-12-16																							
at S. Carolina	1-16-16																							
GEORGIA	1-20-16																							
at Texas A&M	1-23-16																							
at Kentucky	1-27-16																							
MISSISSIPPI ST	1-30-16																							
OLE MISS	2-3-16																							
at Alabama	2-6-16																							
at Vanderbilt	2-10-16																							
TENNESSEE	2-13-16																							
S. CAROLINA	2-16-16																							
at Arkansas	2-20-16																							
at Ole Miss	2-23-16																							
TEXAS A&M	2-27-16																							
at LSU	3-1-16																							
FLORIDA	3-5-16																							

2015-16 (SOPHOMORE):

First appearance of the season vs. UMES (Nov. 15), logging 15 high-energy minutes off the bench with 4 rebounds.

2014-15 (FRESHMAN):

Made all 8 of his starts in Mizzou's final eight games of the season. Shot an impressive 53.8-percent from the field (14-of-26) over the final 10 games of the Tigers' campaign. Matched his season-high in rebounds (7) in the first of those eight starts at Mississippi State (Feb. 14). Season-best 3-of-3 3PT shooting en-route to 10 points at South Carolina (Feb. 10). 8 points (3-of-4 FG, 2-of-2 3PT) vs. Illinois (Dec. 20) in the Scottrade Center, draining two 3-pointers. Breakout game vs. Elon (Dec. 11), scoring 12 points (5-of-7 FG, 2-of-2 FT) and grabbing 7 rebounds in 21 minutes of action off the bench.

KIMBALL HIGH SCHOOL:

Was a winner throughout his high school career and was a part of three Texas Class 4A State Championship teams (2011, 2012 and 2014) at Kimball High School in Dallas. Averaged 13.3 points and 10.2 rebounds as a senior. Named to the Texas Association of Basketball Coaches All-Star Team in 2014. Named to the Class 4A All-Tournament Team as well and was an All-Region II selection.

PERSONAL:

Full name is D'Angelo Malik Allen. Born May 10, 1996, in Dallas, Texas. Son of Evelyn Allen. Hobbies include playing video games, watching movies and hanging out with friends.

#5 AT A GLANCE

2015-16 Career

Scored 5+ points	-	9
Scored 10+ points	-	2
Attempted 5+ FGs	-	6
Grabbed 5+ rebounds	-	8
Multiple steals	1	3
Played 20+ minutes	-	13

#5 GAME HIGHS

2015-16 Career

3, NC State	12, Elon
12-19-15	PTS 12-11-14
1, Twice	5, Elon
	FGM 12-11-14
3, vs. Kansas State	7, Elon
11-23-15	FGA 12-11-14
-	3, South Carolina
-	3PTM 2-10-15
-	3, South Carolina
-	3PTA 2-10-15
1, Twice	3, Lipscomb
	FTM 1-3-15
4, NC State	4, Twice
12-19-15	FTA
3, Twice	7, Twice
	REB
-	2, 3 times
-	ASST
1, Arkansas St.	1, 8 times
12-1-15	BLKS
2, vs. Kansas State	2, 3 times
11-23-15	STLS

ALLEN CAREER STATS

SEASON	G-GS	MIN	MPG	FG-A	FG%	3FG-A	3FG%	FT-A	FT%	REB / AVG.	AST / TO	BS / S	TP	AVG.
2014-15	32-8	544	17.0	40-98	.408	9-20	.450	17-28	.607	100 / 3.1	21 / 18	7 / 11	106	3.3
2015-16	8-0	65	8.1	3-7	.429	0-0	.000	2-8	.250	13 / 1.6	1 / 4	1 / 3	8	1.0
TOTAL	40-8	609	15.2	43-105	.410	9-20	.450	19-36	.528	113 / 2.8	22 / 22	8 / 14	114	2.9



K.J. WALTON

FR // G // 6-3 // 197

Brownsburg, Ind.

Brownsburg High School

LAST GAME (NC STATE 12-19-15)

FG	FGA	3FG	FGA	FT	FTA	AST	PTS
2	3	0	1	0	2	3	4

WALTON 2015-16 GAME-BY-GAME

Opponent	Date	GS	Min	FG	FGA	Pct	3FG	FGA	Pct	FT	FTA	Pct	Off	Def	Tot	Avg	PF	FO	A	TO	Blk	Stl	Pts	Avg
WOFFORD	11-13-15	*	17	3-5	.600	0-0	.000	0-1	.000	0-1	.000	0-0	1	1	1	1.0	2	0	2	0	0	1	6	6.0
UMES	11-15-15		15	1-3	.333	0-1	.000	9-10	.900	0-0	0-0	0-0	0.5	1	0	3	0	0	0	0	1	11	8.5	
at Xavier	11-17-15		21	3-8	.375	0-1	.000	2-2	1.000	1-2	3-3	1.3	2	0	1	0	0	0	0	0	0	8	8.3	
vs Kansas State	11-23-15		17	1-7	.143	0-1	.000	1-4	.250	2-1	3-3	1.8	2	0	1	3	0	0	0	0	3	7.0		
vs Northwestern	11-24-15		5	0-1	.000	0-0	.000	0-0	.000	0-0	0-0	0-0	1.4	2	0	1	0	0	0	0	0	0	5.6	
ARKANSAS ST.	12-1-15		15	2-7	.286	0-0	.000	6-7	.857	3-2	5-5	2.0	0	0	0	1	1	0	1	0	10	6.3		
NORTHERN ILL.	12-4-15		9	1-3	.333	0-1	.000	0-0	.000	0-0	0-0	0-0	1.7	0	0	0	0	0	0	1	2	5.7		
OMAHA	12-9-15		10	3-3	1.000	1-1	1.000	3-4	.750	0-2	2-2	1.8	2	0	0	1	0	0	2	10	6.3			
at Arizona	12-13-15		15	1-1	1.000	0-0	.000	4-8	.500	0-0	0-0	1.6	1	0	1	0	0	0	0	0	6	6.2		
NC STATE	12-19-15		11	2-3	.667	0-1	.000	0-2	.000	0-0	0-0	1.4	2	0	3	3	0	0	0	4	6.0			
vs Illinois	12-23-15																							
ARKANSAS-PB	12-29-15																							
SAVANNAH ST	1-2-16																							
at Georgia	1-6-16																							
AUBURN	1-9-16																							
ARKANSAS	1-12-16																							
at S. Carolina	1-16-16																							
GEORGIA	1-20-16																							
at Texas A&M	1-23-16																							
at Kentucky	1-27-16																							
MISSISSIPPI ST	1-30-16																							
OLE MISS	2-3-16																							
at Alabama	2-6-16																							
at Vanderbilt	2-10-16																							
TENNESSEE	2-13-16																							
S. CAROLINA	2-16-16																							
at Arkansas	2-20-16																							
at Ole Miss	2-23-16																							
TEXAS A&M	2-27-16																							
at LSU	3-1-16																							
FLORIDA	3-5-16																							

2015-16 (FRESHMAN):

- 10 points (3-of-3 FG, 1-of-1 3PT, 3-of-4 FT) in 10 minutes off the bench vs. Omaha (Dec. 9).
- Second game this season making 5 or more FTs in the win vs. Arkansas State (Dec. 1), making 6-of-7.
- Came off bench and sparked Mizzou in second half action vs. UMES (Nov. 15), scoring all 11 of his points after the break.
- Earned the start in his collegiate debut vs. Wofford (Nov. 13), scoring 6 points (3-of-5 FG) in the 83-74 win.

BROWNSBURG HIGH SCHOOL:

- Averaged 19.7 points, 5.0 rebounds and 1.9 steals per game for Brownsburg High School as a senior.
- Shot an impressive 44.0 percent from the floor in his final high school season.
- Named an *Indy Star* Indiana All-Star at the conclusion of his final high school campaign.

- Rated a four-star prospect and ranked as the 103rd best basketball recruit in the nation by Rivals.com.
- Participant at the 28th annual Hoosier Basketball Magazine Top 60 Workout which features Indiana's best upperclassmen
- Chose Mizzou over Cincinnati and Xavier.

PERSONAL:

- Son of Kenneth and Michelle Walton.
- Father, Kenneth, played basketball at Nebraska from 1981-83.
- Born on July 20, 1996, in Indianapolis, Ind.
- Enjoys watching 'Fresh Prince of Bel-Air' in his spare time.
- Favorite sports movie is *Remember the Titans*.
- Favorite professional athlete to follow is Carmelo Anthony.
- Would like to pursue a career in basketball.

WALTON CAREER STATS

SEASON	G-GS	MIN	MPG	FG-A	FG%	3FG-A	3FG%	FT-A	FT%	REB / AVG.	AST / TO	BS / S	TP	AVG.
2015-16	10-1	135	13.5	17-41	.415	1-6	.167	25-38	.658	14 / 1.4	12 / 8	1 / 5	60	6.0
TOTAL	10-1	135	13.5	17-41	.415	1-6	.167	25-38	.658	14 / 1.4	12 / 8	1 / 5	60	6.0

#10 AT A GLANCE

2015-16 Career

Scored 5+ points	6	-
Scored 10+ points	3	-
Hit 2+ 3-pointers	-	-
Hit 5+ free throws	2	-
Multiple assists	3	-
Dished 3+ assists	2	-
Played 20+ minutes	1	-
Played 30+ minutes	-	-

#10 GAME HIGHS

2015-16 Career

11, UMES	PTS	-
11-15-15	PTS	-
3, 3 times	FGM	-
8, at Xavier	FGA	-
11-17-15	FGA	-
1, Omaha	3PTM	-
12-9-15	3PTM	-
1, 6 times	3PTA	-
9, UMES	FTM	-
11-15-15	FTM	-
10, UMES	FTA	-
11-15-15	FTA	-
5, Arkansas State	REB	-
12-1-15	REB	-
3, Twice	ASST	-
1, Arkansas State	BLKS	-
12-1-15	BLKS	-
2, Omaha	STLS	-
12-9-15	STLS	-



JIMMY BARTON

RS SO // G // 5-9 // 160

St. Louis, Mo. // DeSmet Jesuit HS

Houston Baptist

LAST GAME (AT ARIZONA 12-13-15)

FG	FGA	3FG	FGA	FT	FTA	AST	PTS
0	1	0	0	0	0	0	0

BARTON 2015-16 GAME-BY-GAME

Opponent	Date	GS	Min	FG	FGA	Pct	3FG	FGA	Pct	FT	FTA	Pct	Off	Def	Tot	Avg	PF	FO	A	TO	Blk	Stl	Pts	Avg
WOFFORD	11-13-15	DNP																						
UMES	11-15-15	1	0-0	.000	0-0	.000	0-0	.000	0-0	.000	0-0	.000	0	0	0	0.0	0	0	0	1	0	0	0	0.0
at Xavier	11-17-15	DNP																						
vs Kansas State	11-23-15	1	0-0	.000	0-0	.000	0-0	.000	0-0	.000	0-0	.000	0	0	0	0.0	0	0	0	0	0	0	0	0.0
vs Northwestern	11-24-15	DNP																						
ARKANSAS ST.	12-1-15	DNP																						
NORTHERN ILL.	12-4-15	DNP																						
OMAHA	12-9-15	DNP																						
at Arizona	12/13/15	2	0-1	.000	0-0	.000	0-0	.000	0-0	.000	0-0	.000	0	0	0	0.0	0	0	0	0	0	0	0	0.0
NC STATE	12-19-15	DNP																						
vs Illinois	12-23-15																							
ARKANSAS-PB	12-29-15																							
SAVANNAH ST	1-2-16																							
at Georgia	1-6-16																							
AUBURN	1-9-16																							
ARKANSAS	1-12-16																							
at S. Carolina	1-16-16																							
GEORGIA	1-20-16																							
at Texas A&M	1-23-16																							
at Kentucky	1-27-16																							
MISSISSIPPI ST	1-30-16																							
OLE MISS	2-3-16																							
at Alabama	2-6-16																							
at Vanderbilt	2-10-16																							
TENNESSEE	2-13-16																							
S. CAROLINA	2-16-16																							
at Arkansas	2-20-16																							
at Ole Miss	2-23-16																							
TEXAS A&M	2-27-16																							
at LSU	3-1-16																							
FLORIDA	3-5-16																							

2015-16 (REDSHIRT SOPHOMORE):

▼ Made first appearance for Mizzou in the win vs. UMES (Nov. 15), coming off the bench in the final moments of the victory.

2014-15 (SOPHOMORE):

▼ Walked onto the Tiger program after playing his freshman season at Division I Houston Baptist.

AT HOUSTON BAPTIST

2013-14 (FRESHMAN):

▼ Played in 31 games for Houston Baptist, making 13 starts.
 ▼ Saw his averages improve to 3.1 points in 19.2 minutes during Southland Conference play.
 ▼ Passed out a career-high eight assists at Abilene Christian and seven more at Sam Houston State in back-to-back contests.
 ▼ Scored a career high nine points and was a perfect 3-of-3 from three-point range in a loss to Southern Miss.

DESMET JESUIT HIGH SCHOOL:

▼ Was a four-year letterwinner and three-year team captain for coach Kevin Poelker at De Smet Jesuit High School in St. Louis, Mo.
 ▼ Averaged 14.0 points, 6.5 assists and 3.5 rebounds per game in leading the Spartans to the state finals, earning Metro Catholic Conference Co-Player of the Year, first-team all-state and second-team All-Metro honors as a senior.

PERSONAL:

▼ Full name is James Edward Barton.
 ▼ Born Oct. 7, 1994, in St. Louis, Mo.
 ▼ Son of Jim Sr. and Christy Barton.
 ▼ Has two sisters, Paige and Mary and one brother, Tommy.
 ▼ Considers his father, Jim Sr., his greatest influence.

#11 AT A GLANCE

2015-16 Career

Scored 5+ points	-	7
Hit 2+ 3-pointers	-	1
Multiple steals	-	4
Multiple assists	-	14
Dished 3+ assists	-	7
Played 20+ minutes	-	9
Played 30+ minutes	-	2

#11 GAME HIGHS

2015-16 Career

	PTS	-
		-
	FGM	-
1, at Arizona		-
12-13-15	FGA	-
		-
	3PTM	-
		-
	3PTA	-
		-
	FTM	-
		-
	FTA	-
		-
	REB	-
		-
	ASST	-
		-
	BLKS	-
		-
	STLS	-

BARTON CAREER STATS

SEASON	G-GS	MIN	MPG	FG-A	FG%	3FG-A	3FG%	FT-A	FT%	REB / AVG.	AST / TO	BS / S	TP	AVG.
2013-14	31-13	515	16.6	34-98	.347	14-50	.280	12-16	.750	35 / 1.1	57 / 43	0 / 15	94	3.0
2014-15	REDSHIRTED													
2015-16	3-0	4	1.3	0-1	.000	0-0	.000	0-0	.000	0 / 0.0	0 / 1	0 / 0	0	0.0
TOTAL	34-13	519	15.3	34-99	.347	14-50	.280	12-16	.750	35 / 1.1	57 / 44	0 / 15	94	3.0

NCAA APPEARANCES: '44, '76, '78, '80, '81, '82, '83, '86, '87, '88, '89, '90, '92, '93, '95, '99, '00, '01, '02, '03, '09, '10, '11, '12, '13



NAMON WRIGHT

SO // G // 6-5 // 202

Los Angeles, Calif.

Pacific Hills High School

LAST GAME (NC STATE 12-19-15)

FG	FGA	3FG	3FGA	FT	FTA	REB	PTS
0	6	0	1	2	6	3	2

WRIGHT 2015-16 GAME-BY-GAME

Opponent	Date	GS	Min	FG	FGA	Pct	3FG	3FGA	Pct	FT	FTA	Pct	Off	Def	Tot	Avg	PF	FO	A	TO	Blk	Stl	Pts	Avg
WOFFORD	11-13-15		23	5-7	.714		3-4	.750		5-8	.625		2	5	7	7.0	3	0	0	0	0	0	18	18.0
UMES	11-15-15	*	26	1-8	.125		1-4	.250		4-4	1.000		2	3	5	6.0	2	0	1	2	0	0	7	12.5
at Xavier	11-17-15	*	28	2-6	.333		0-4	.000		2-3	.667		0	4	4	5.3	3	0	2	2	0	2	6	10.3
vs Kansas State	11-23-15	*	23	1-6	.167		1-5	.200		2-2	1.000		0	4	4	5.0	1	0	0	2	2	1	5	9.0
vs Northwestern	11-24-15	*	31	2-6	.333		0-2	.000		4-4	1.000		1	1	2	4.4	0	0	3	1	0	0	8	8.8
ARKANSAS ST.	12-1-15	*	28	5-9	.556		3-5	.600		1-1	1.000		0	6	6	4.7	3	0	0	0	1	0	14	9.7
NORTHERN ILL.	12-4-15	*	26	3-7	.429		2-5	.400		2-4	.500		0	5	5	4.7	3	0	3	2	0	0	10	9.7
OMAHA	12-9-15	*	30	1-6	.167		0-2	.000		7-8	.875		0	7	7	5.0	2	0	4	3	0	1	9	9.6
at Arizona	12-13-15	*	28	2-8	.250		1-2	.500		4-5	.800		1	4	5	5.0	2	0	0	2	0	0	9	9.6
NC STATE	12-19-15	*	19	0-6	.000		0-1	.000		2-6	.333		0	3	3	4.8	1	0	0	0	0	2	8.8	
vs Illinois	12-23-15																							
ARKANSAS-PB	12-29-15																							
SAVANNAH ST	1-2-16																							
at Georgia	1-6-16																							
AUBURN	1-9-16																							
ARKANSAS	1-12-16																							
at S. Carolina	1-16-16																							
GEORGIA	1-20-16																							
at Texas A&M	1-23-16																							
at Kentucky	1-27-16																							
MISSISSIPPI ST	1-30-16																							
OLE MISS	2-3-16																							
at Alabama	2-6-16																							
at Vanderbilt	2-10-16																							
TENNESSEE	2-13-16																							
S. CAROLINA	2-16-16																							
at Arkansas	2-20-16																							
at Ole Miss	2-23-16																							
TEXAS A&M	2-27-16																							
at LSU	3-1-16																							
FLORIDA	3-5-16																							

2015-16 (SOPHOMORE):

- Expanded game showed vs. Omaha (Dec. 9), setting new career highs in assists (4) and free throw makes (7), as well as matching his career-best with seven rebounds.
- Team-high 14 points (5-of-9 FG, 3-of-5 3PT, 1-of-1 FT) with 6 rebounds and 1 block vs. Arkansas State (Dec. 1).
- Matched his career-high with two assists in the game at Xavier (Nov. 17), the sixth such time he has accomplished the feat.
- Fired in 18 points (5-of-7 FG, 3-of-4 3PT, 5-of-8 FT) in 23 minutes off the bench in the season-opening win vs. Wofford (Nov. 13).

2014-15 (FRESHMAN):

- Scored double figures in seven different games in his first campaign for Mizzou, averaging 6.8 points per game in 30 games played (20 starts).
- Finished the season as the Tigers' go-to scorer, averaging 13.6 points per game over Mizzou's final five contests.

- Season-ending flurry of points included an impressive 28 points vs. Florida (Feb. 24), leading the Tigers to a 64-52 win over the Gators.

- His scoring output vs. UF was the third-highest scoring performance by a freshman in Mizzou history, a game in which he shot 10-of-13 FG, 6-of-8 3PT, 2-of-3 FT.

PACIFIC HILLS HIGH SCHOOL:

- Averaged 24.2 points, 9.4 rebounds, 3.0 assists and 1.4 steals for Pacific Hills High School in 2014.
- Helped lead Pacific Hills to the Division IV state championship as a junior and averaged 15.6 points, 7.3 rebounds and 3.1 assists.

PERSONAL:

- Full name is Namon Khary Wright.
- Son of Michelle Burnside.
- Born June 25, 1994, in Los Angeles, Calif.

WRIGHT CAREER STATS

SEASON	G-GS	MIN	MPG	FG-A	FG%	3FG-A	3FG%	FT-A	FT%	REB / AVG.	AST / TO	BS / S	TP	AVG.
2014-15	30-20	607	20.2	77-186	.414	40-103	.388	10-18	.556	69 / 2.3	19 / 37	3 / 17	204	6.8
2015-16	10-9	262	26.2	22-69	.319	11-34	.324	33-45	.733	48 / 4.8	13 / 14	3 / 6	88	8.8
TOTAL	40-29	869	21.7	99-255	.388	51-137	.372	43-63	.683	117 / 2.9	32 / 51	6 / 23	292	7.3

#12 AT A GLANCE

2015-16 Career

Scored 10+ points	3	10
Scored 20+ points	-	2
Hit 2+ 3-pointers	2	14
Made 5+ FGs	2	7
Attempted 5+ FGs	10	28
Attempted 10+ FGs	-	5
Recorded 5+ rebounds	6	10
Multiple assists	3	8
Multiple steals	2	7
Played 20+ minutes	8	24
Played 30+ minutes	2	8

#12 GAME HIGHS

2015-16 Career

18, Wofford	28, Florida
11-13-15	PTS 2-24-15
5, Twice	10, Florida
	FGM 2-24-15
9, Arkansas State	14, at Mississippi St.
12-1-15	FGA 3-7-15
3, Twice	6, Florida
	3PTM 2-24-15
5, Twice	8, Florida
	3PTA 2-24-15
7, Omaha	7, Omaha
12-9-15	FTM 12-9-15
8, Twice	8, Twice
	FTA
7, Twice	7, Twice
	REB
4, Omaha	4, Omaha
12-9-15	ASST 12-9-15
2, vs. Kansas St.	2, vs. Kansas St.
11-23-15	BLKS 11-23-15
2, Twice	3, at Georgia
	STLS 2-28-15



WES CLARK

JR // G // 6-0 // 180

Detroit, Mich.

Romulus High School

LAST GAME (NC STATE 12-19-15)

FG	FGA	3FG	3FGA	FT	FTA	AST	PTS
3	9	1	3	0	0	3	7

CLARK 2015-16 GAME-BY-GAME

Opponent	Date	GS	Min	FG	FGA	Pct	3FG	3FGA	Pct	FT	FTA	Pct	Off	Def	Tot	Avg	PF	FO	A	TO	Blk	Stl	Pts	Avg
WOFFORD	11-13-15	*	28	0-3	.000	0-0	.000	4-5	.800	0	3	3	3.0	3	0	2	2	0	0	4	4.0			
UMES	11-15-15	*	31	4-11	.364	3-6	.500	4-4	1.000	0	1	1	2.0	1	0	3	1	0	0	15	9.5			
at Xavier	11-17-15	*	31	5-12	.417	1-4	.250	0-1	.000	2	1	3	2.3	3	0	3	2	0	3	11	10.0			
vs Kansas State	11-23-15	*	26	2-9	.222	1-5	.200	0-0	.000	0	2	2	2.3	2	0	6	1	0	0	5	8.8			
vs Northwestern	11-24-15	*	31	1-11	.091	1-3	.333	2-2	1.000	1	3	4	2.6	3	0	4	1	0	3	5	8.0			
ARKANSAS ST.	12-1-15	*	26	2-7	.286	0-1	.000	4-4	1.000	1	3	4	2.8	2	0	3	3	0	0	8	8.0			
NORTHERN ILL.	12-4-15	*	20	1-4	.250	1-1	1.000	3-6	.500	0	7	7	3.4	4	0	4	1	0	0	6	7.7			
OMAHA	12-9-15	*	27	2-8	.250	0-3	.000	4-5	.800	1	1	2	3.3	2	0	4	3	1	1	8	7.8			
at Arizona	12-13-15	*	16	4-5	.800	0-1	.000	0-0	.000	0	0	0	2.9	5	1	0	1	0	0	8	7.8			
NC STATE	12-19-15	*	22	3-9	.333	1-3	.333	0-0	.000	1	1	2	2.8	3	0	3	1	0	0	7	7.7			
vs Illinois	12-23-15																							
ARKANSAS-PB	12-29-15																							
SAVANNAH ST	1-2-16																							
at Georgia	1-6-16																							
AUBURN	1-9-16																							
ARKANSAS	1-12-16																							
at S. Carolina	1-16-16																							
GEORGIA	1-20-16																							
at Texas A&M	1-23-16																							
at Kentucky	1-27-16																							
MISSISSIPPI ST	1-30-16																							
OLE MISS	2-3-16																							
at Alabama	2-6-16																							
at Vanderbilt	2-10-16																							
TENNESSEE	2-13-16																							
S. CAROLINA	2-16-16																							
at Arkansas	2-20-16																							
at Ole Miss	2-23-16																							
TEXAS A&M	2-27-16																							
at LSU	3-1-16																							
FLORIDA	3-5-16																							

2015-16 (JUNIOR):

- Scored at least 15 points for the sixth time in his career in the 73-55 win vs. UMES (Nov. 5), hitting 3-of-6 from 3-point range.
- Made his return to Mizzou's lineup in the season-opening win vs. Wofford (Nov. 13), finishing his comeback from the right elbow dislocation that ended his sophomore season.

2014-15 (SOPHOMORE):

- Averaged 10.1 points per game in his first season in a primary role for Mizzou, starting 20 of 23 games played.
- 11 points (4-of-10 FG, 1-of-4 3PT, 2-of-2 FT) at South Carolina (Feb. 10) in 26 minutes of action before a right elbow dislocation forced him off the court for the remainder of the game.
- Career-high 19 points (7-of-16 FG, 3-of-7 3PT, 2-of-2 FT) vs. No. 1 Kentucky (Jan. 29), also recording 4 assists, 3 steals and attempting a career-high 16 field goals.

2013-14 (FRESHMAN):

- Averaged 4.1 points, 2.2 rebounds and 2.1 assists in 20.4 minutes per game as a freshman, playing in 33 contests.
- Had 14 games with three or more assists, including a career-high six dimes in the home win over Mississippi State (3/1) and five in wins against Hawaii (11/16) and West Virginia (12/5).

ROMULUS HIGH SCHOOL:

- Led his team to the 2013 Michigan Class A state title, a 27-1 overall record and a No. 24 ranking in the final ESPN High School Power Rankings.
- Was named first team all-state each of his final two years as a prep, averaging 12.8 points, 4.0 rebounds and 6.5 assists as a senior.

PERSONAL:

- Full name is Wesley Lavert Clark.
- Son of Yvette Johnson and Wes Clark Sr.
- Born Dec. 12, 1994, in Detroit, Mich.

CLARK CAREER STATS

SEASON	G-GS	MIN	MPG	FG-A	FG%	3FG-A	3FG%	FT-A	FT%	REB / AVG.	AST / TO	BS / S	TP	AVG.
2013-14	33-0	672	20.4	42-117	.359	21-57	.368	31-49	.633	72 / 2.2	70 / 53	2 / 26	136	4.1
2014-15	23-20	713	31.0	81-233	.348	32-102	.314	38-51	.745	81 / 3.5	71 / 45	4 / 38	232	10.1
2015-16	10-10	258	25.8	24-79	.304	8-27	.296	21-27	.778	28 / 2.8	32 / 16	1 / 7	77	7.7
TOTAL	66-30	1643	24.9	147-429	.343	61-186	.328	90-127	.709	181 / 2.7	173 / 114	7 / 71	445	6.7

NCAA APPEARANCES: '44, '76, '78, '80, '81, '82, '83, '86, '87, '88, '89, '90, '92, '93, '95, '99, '00, '01, '02, '03, '09, '10, '11, '12, '13

#15 AT A GLANCE

2015-16 Career

Scored 10+ points	2	15
Scored 15+ points	1	6
Dished 3+ assists	8	34
Dished 5+ assists	1	11
Hit 5+ FGs	1	7
Hit 2+ 3-pointers	1	15
Attempted 10+ FGs	3	16
Recorded 3+ steals	2	10
Grabbed 5+ rebounds	1	11
Played 30+ minutes	3	19

#15 GAME HIGHS

2015-16 Career

15, UMES	19, Kentucky
11-15-15	PTS 1-29-15
5, at Xavier	7, Twice
11-17-15	FGM
12, at Xavier	16, Kentucky
11-17-15	FGA 1-29-15
3, UMES	4, at Texas A&M
11-15-15	3PTM 1-21-15
6, UMES	8, Twice
11-15-15	3PTA
4, 4 times	6, Twice
	FTM
6, Northern Illinois	8, 3 times
12-4-15	FTA 12-30-14
7, Northern Illinois	9, vs. Chaminade
12-4-15	REB 11-26-14
6, vs. Kansas State	9, Oral Roberts
11-23-15	ASST 11-19-14
1, Omaha	1, 7 times
12-9-15	BLKS
3, Twice	6, UMKC
	STLS 11-14-14



JAKEENAN GANT

SO // F // 6-8 // 212

Springfield, Ga.

Effingham County High School

LAST GAME (NC STATE 12-19-15)

FG	FGA	3FG	3FGA	FT	FTA	REB	PTS
2	5	0	0	0	0	2	4

GANT 2015-16 GAME-BY-GAME

Opponent	Date	GS	Min	FG	FGA	Pct	3FG	FGA	Pct	FT	FTA	Pct	Off	Def	Tot	Avg	PF	FO	A	TO	Blk	Stl	Pts	Avg
WOFFORD	11-13-15	*	16	1-5	.200	0-3	.000	2-2	1.000	1	3	4.0	5	1	1	0	1	0	1	0	1	0	4	4.0
UMES	11-15-15	*	13	2-2	1.000	0-0	.000	0-0	.000	0	1	1	2.5	4	0	0	1	2	1	4	4.0			
at Xavier	11-17-15	*	15	0-3	.000	0-2	.000	1-2	.500	1	1	2	2.3	1	0	1	2	1	0	1	0	1	3.0	
vs Kansas State	11-23-15	*	7	0-2	.000	0-1	.000	0-0	.000	0	1	1	2.0	4	0	0	0	1	0	0	2.3			
vs Northwestern	11-24-15		5	1-1	1.000	0-0	.000	2-3	.667	1	0	1	1.8	3	0	0	0	0	0	4	2.6			
ARKANSAS ST.	12-1-15		8	1-4	.250	0-1	.000	0-0	.000	1	0	1	1.7	1	0	0	0	1	0	2	2.5			
NORTHERN ILL.	12-4-15		18	4-6	.667	0-0	.000	3-3	1.000	2	4	6	2.3	1	0	0	1	1	1	11	3.7			
OMAHA	12-9-15		20	3-6	.500	0-0	.000	5-7	.714	1	4	5	2.6	0	0	0	1	2	1	11	4.6			
at Arizona	12-13-15		17	3-6	.500	0-0	.000	2-2	1.000	0	3	3	2.7	2	0	0	1	0	0	8	5.0			
NC STATE	12-19-15		16	2-5	.400	0-0	.000	0-0	.000	1	1	2	2.6	2	0	0	0	1	1	4	4.9			
vs Illinois	12-23-15																							
ARKANSAS-PB	12-29-15																							
SAVANNAH ST	1-2-16																							
at Georgia	1-6-16																							
AUBURN	1-9-16																							
ARKANSAS	1-12-16																							
at S. Carolina	1-16-16																							
GEORGIA	1-20-16																							
at Texas A&M	1-23-16																							
at Kentucky	1-27-16																							
MISSISSIPPI ST	1-30-16																							
OLE MISS	2-3-16																							
at Alabama	2-6-16																							
at Vanderbilt	2-10-16																							
TENNESSEE	2-13-16																							
S. CAROLINA	2-16-16																							
at Arkansas	2-20-16																							
at Ole Miss	2-23-16																							
TEXAS A&M	2-27-16																							
at LSU	3-1-16																							
FLORIDA	3-5-16																							

2015-16 (SOPHOMORE):

- Second-straight game with 11 points (3-of-6 FG, 5-of-7 FT) in the win vs. Omaha (Dec. 9), with career highs in FT makes (5) and attempts (7).
- Breakout game of season with 11 points (4-of-6 FG, 3-of-3 FT) vs. Northern Illinois (Dec. 4) in 18 minutes off the bench.
- Fifth career game with at least two blocks in the 73-55 win vs. UMES (Nov. 15).
- Earned seventh start of his career in Mizzou's season-opening, 83-74 win vs. Wofford (Nov. 13).

2014-15 (FRESHMAN):

- Shot an efficient 51.2-percent from the field in his initial season wearing the Black & Gold.
- Finished the season with 14 blocks in 23 games for a team-best average of 0.61 blocks per game.
- 13 points (4-of-8 FG, 1-of-4 3PT, 4-of-4 FT) in 15 minutes off the bench vs. Xavier (Dec. 13), the first action of his collegiate career.

- Did not appear in the first 9 games of 2014-15 during a review of his eligibility by the University of Missouri.

EFFINGHAM COUNTY HIGH SCHOOL:

- One of the premier players in the class of 2014 and was selected to participate in USA Basketball's U18 National Team training camp in Colorado Springs, Colo., at the completion of his senior season.
- Was named Georgia's Mr. Basketball as a senior in 2014.
- Averaged 21.0 points, 10.5 rebounds, 4.0 blocks and 2.8 assists for the Effingham County Rebels as a senior.

PERSONAL:

- Full name is Jakeenan Tyelle Gant.
- Son of La'Kenia Gant and James McDonald.
- Has an older sister, Daira, and younger sister, Arial.
- Born May 6, 1996, in Savannah, Ga.
- Would enjoy working in the restaurant business after basketball.

GANT CAREER STATS

SEASON	G-GS	MIN	MPG	FG-A	FG%	3FG-A	3FG%	FT-A	FT%	REB / AVG.	AST / TO	BS / S	TP	AVG.
2014-15	23-6	324	14.1	47-91	.516	1-14	.071	18-25	.720	50 / 2.2	7 / 16	14 / 9	113	4.9
2015-16	10-4	135	13.5	17-40	.425	0-7	.000	15-19	.789	26 / 2.6	2 / 6	10 / 4	49	4.9
TOTAL	33-10	459	13.9	64-131	.489	1-21	.048	33-44	.750	76 / 2.3	9 / 22	24 / 13	162	4.9

#23 AT A GLANCE

2015-16 Career

Scored 5+ points	3	16
Scored 10+ points	2	5
Hit 3+ FGs	3	13
Grabbed 5+ rebounds	2	4
Recorded 2+ blocks	2	6
Played 20+ minutes	1	4

#23 GAME HIGHS

2015-16 Career

11, Twice	13, Xavier
PTS	12-13-14
4, Northern Illinois	5, at Arkansas
12-4-15	FGM
6, 3 times	8, Xavier
FGA	12-13-14
-	1, Xavier
3PTM	12-13-14
3, Wofford	4, Xavier
11-13-15	3PTA
5, Omaha	5, Omaha
12-9-15	FTM
7, Omaha	7, Omaha
12-9-15	FTA
6, Northern Illinois	7, at Arkansas
12-4-15	REB
1, Twice	3, at Arkansas
ASST	2-18-15
2, Twice	3, Twice
BLKS	
1, 3 times	1. 12 times
STLS	



KEVIN PURYEAR

FR // F // 6-7 / 236

Blue Springs, Mo.

South High School

LAST GAME (NC STATE 12-19-15)

FG	FGA	3FG	3FGA	FT	FTA	REB	PTS
1	2	0	0	2	2	2	4

PURYEAR 2015-16 GAME-BY-GAME

Opponent	Date	GS	Min	FG	FGA	Pct	3FG	3FGA	Pct	FT	FTA	Pct	Off	Def	Tot	Avg	PF	FO	A	TO	Blk	Stl	Pts	Avg
WOFFORD	11-13-15	*	32	8-14	.571	1-3	.333	3-4	.750	0	5	5	5.0	1	0	0	2	0	1	20	20.0			
UMES	11-15-15	*	26	4-7	.571	0-0	.000	5-6	.833	1	4	5	5.0	0	0	1	2	0	1	13	16.5			
at Xavier	11-17-15	*	29	4-9	.444	0-2	.000	4-4	1.000	0	5	5	5.0	3	0	0	1	0	0	12	15.0			
vs Kansas State	11-23-15	*	31	4-9	.444	0-0	.000	1-2	.500	1	2	3	4.5	2	0	0	0	1	0	9	13.5			
vs Northwestern	11-24-15	*	29	6-11	.545	0-2	.000	2-4	.500	1	3	4	4.4	1	0	1	2	0	0	14	13.6			
ARKANSAS ST.	12-1-15	*	21	4-7	.571	0-1	.000	2-3	.667	2	5	7	4.8	2	0	1	3	0	0	10	13.0			
NORTHERN ILL.	12-4-15	*	24	6-10	.600	0-0	.000	5-5	1.000	0	1	1	4.3	1	0	0	4	0	0	17	13.6			
OMAHA	12-9-15	*	25	5-8	.625	1-2	.500	7-8	.875	2	6	8	4.8	2	0	1	1	0	1	18	14.1			
at Arizona	12-13-15	*	22	2-10	.200	0-2	.000	0-1	.000	4	1	5	4.8	1	0	1	1	0	0	4	13.0			
NC STATE	12-19-15	*	25	1-2	.500	0-0	.000	2-2	1.000	0	2	2	4.5	1	0	0	0	0	0	4	12.1			
vs Illinois	12-23-15																							
ARKANSAS-PB	12-29-15																							
SAVANNAH ST	1-2-16																							
at Georgia	1-6-16																							
AUBURN	1-9-16																							
ARKANSAS	1-12-16																							
at S. Carolina	1-16-16																							
GEORGIA	1-20-16																							
at Texas A&M	1-23-16																							
at Kentucky	1-27-16																							
MISSISSIPPI ST	1-30-16																							
OLE MISS	2-3-16																							
at Alabama	2-6-16																							
at Vanderbilt	2-10-16																							
TENNESSEE	2-13-16																							
S. CAROLINA	2-16-16																							
at Arkansas	2-20-16																							
at Ole Miss	2-23-16																							
TEXAS A&M	2-27-16																							
at LSU	3-1-16																							
FLORIDA	3-5-16																							

2015-16 (FRESHMAN):

- Has reached double figures in scoring in 7-of-9 games in 2015-16.
- Season-best eight rebounds to go along with 18 points (5-of-8 FG, 1-of-2 3PT, 7-of-8 FT) vs. Omaha (Dec. 9), his second-highest scoring output of the season.
- 17 points (6-of-10 FG, 5-of-5 FT) in Mizzou's 78-71 win vs. Northern Illinois (Dec. 4), his second-highest scoring output of the season.
- Scored 20 points (8-of-14 FG, 1-of-3 3PT, 3-of-4 FT) in his collegiate debut, leading Mizzou past Wofford (Nov. 13), 83-74.
- Joined an exclusive list of debuts, with other recent 20-point Tiger freshman performances including: Montague Gill-Ceaser, 21 points vs. UMKC (Nov. 14, 2014), Jevon Crudup, 22 points at Rutgers (Nov. 27, 1990), Steve Stipanovich, 23 points vs. Southwest Texas State (Nov. 30, 1979).

BLUE SPRINGS SOUTH HIGH SCHOOL:

- Averaged 20.1 points and 7.8 rebounds per game while shooting 53.4 percent from the floor as a senior at Blue Springs South.

- Led South to its first Missouri Class 5 State Championship in school history at Mizzou Arena as a senior.
- Was a Missouri Class 5 All-State selection as a junior and senior.
- Named to the Kansas City Star's 2015 All-Metro Player of the Year.
- Fueled his team to a 21-4 record as a junior and a 22-2 mark as a sophomore.
- Chose Mizzou over offers from Arkansas, Ole Miss, Nebraska, Oklahoma State and Creighton.

PERSONAL:

- Son of Kevin and Vicki Puryear.
- Born Nov. 18, 1996, in New Brunswick, N.J.
- Has two sisters, Aleyse and Kendall.
- Grew up dreaming of chance to play at Mizzou.
- Favorite sports movie is *Coach Carter*.
- Favorite professional athlete to follow is LeBron James.
- Would like to pursue a career in basketball.

PURYEAR CAREER STATS

SEASON	G-GS	MIN	MPG	FG-A	FG%	3FG-A	3FG%	FT-A	FT%	REB / AVG.	AST / TO	BS / S	TP	AVG.
2015-16	10-10	264	26.4	44-87	.506	2-12	.167	31-39	.795	45 / 4.5	5 / 16	1 / 3	121	12.1
Total	10-10	264	26.4	44-87	.506	2-12	.167	31-39	.795	45 / 4.5	5 / 16	1 / 3	121	12.1

#24 AT A GLANCE

2015-16 Career

Scored 10+ points	7	-
Scored 15+ points	3	-
Scored 20+ points	1	-
Hit 5+ FGs	4	-
Hit 2+ 3-pointers	-	-
Attempted 10+ FGs	4	-
Grabbed 5+ rebounds	6	-
Played 20+ minutes	10	-
Played 30+ minutes	2	-

#24 GAME HIGHS

2015-16 Career

20, Wofford		-
11-13-15	PTS	-
8, Wofford		-
11-13-15	FGM	-
14, Wofford		-
11-13-15	FGA	-
1, Twice		-
	3PTM	-
3, Wofford		-
11-13-15	3PTA	-
7, Omaha		-
12-9-15	FTM	-
8, Omaha		-
12-9-15	FTA	-
8, Omaha		-
12-9-15	REB	-
1, 3 times		-
	ASST	-
1, vs. Kansas State		-
11-23-15	BLKS	-
1, 3 times		-
	STLS	-



RUSSELL WOODS

JR // F // 6-8 // 225

Chicago, Ill. // Simeon Career Academy

John A. Logan College (Ill.)

LAST GAME (NC STATE 12-19-15)

FG	FGA	3FG	3FGA	FT	FTA	REB	PTS
2	3	0	0	0	0	4	4

WOODS 2015-16 GAME-BY-GAME

Opponent	Date	GS	Min	FG	FGA	Pct	3FG	FGA	Pct	FT	FTA	Pct	Off	Def	Tot	Avg	PF	FO	A	TO	Blk	Stl	Pts	Avg
WOFFORD	11-13-15	13	4-5	.800	0-0	.000	1-1	1.000	1	2	3	3.0	3	0	0	0	0	0	0	0	0	9	9.0	
UMES	11-15-15	15	0-0	.000	0-0	.000	1-4	.250	0	1	1	2.0	2	0	1	0	1	0	1	0	1	5.0		
at Xavier	11-17-15	8	0-0	.000	0-0	.000	0-0	.000	2	1	3	2.3	3	0	0	0	0	0	0	0	0	3.3		
vs Kansas State	11-23-15	19	2-3	.667	0-0	.000	0-0	.000	1	0	1	2.0	3	0	0	0	0	0	0	0	4	3.5		
vs Northwestern	11-24-15	12	0-0	.000	0-0	.000	0-0	.000	0	1	1	1.8	3	0	0	0	0	0	0	0	0	2.8		
ARKANSAS ST.	12-1-15	11	4-6	.667	0-0	.000	0-4	.000	2	2	4	2.2	3	0	0	1	1	0	8	3.7				
NORTHERN ILL.	12-4-15	15	4-4	1.000	0-0	.000	1-2	.500	1	3	4	2.4	4	0	1	1	0	0	9	4.4				
OMAHA	12-9-15	15	3-3	1.000	0-0	.000	0-0	.000	1	1	2	2.4	3	0	0	0	0	0	6	4.6				
at Arizona	12-13-15	22	1-5	.200	0-0	.000	3-6	.500	1	3	4	2.6	4	0	0	0	0	0	5	4.7				
NC STATE	12-19-15	19	2-3	.667	0-0	.000	0-0	.000	0	4	4	2.7	3	0	2	0	1	0	4	4.6				
vs Illinois	12-23-15																							
ARKANSAS-PB	12-29-15																							
SAVANNAH ST	1-2-16																							
at Georgia	1-6-16																							
AUBURN	1-9-16																							
ARKANSAS	1-12-16																							
at S. Carolina	1-16-16																							
GEORGIA	1-20-16																							
at Texas A&M	1-23-16																							
at Kentucky	1-27-16																							
MISSISSIPPI ST	1-30-16																							
OLE MISS	2-3-16																							
at Alabama	2-6-16																							
at Vanderbilt	2-10-16																							
TENNESSEE	2-13-16																							
S. CAROLINA	2-16-16																							
at Arkansas	2-20-16																							
at Ole Miss	2-23-16																							
TEXAS A&M	2-27-16																							
at LSU	3-1-16																							
FLORIDA	3-5-16																							

2015-16 (JUNIOR):

- Played a season-high 22 minutes off the bench at No. 13 Arizona (Dec. 13), scoring five points.
- Matched season highs in points (9) and rebounds (4) on a perfect night of shooting from the field (4-of-4 FG, 1-of-2 FT) in the 78-71 win vs. Northern Illinois (Dec. 4).
- Scored 9 points (4-of-5 FG, 1-of-1 FT) in his Mizzou debut vs. Wofford (Nov. 13), logging 13 minutes off the bench.

JUNIOR COLLEGE (JOHN A. LOGAN COLLEGE):

- Averaged 14.1 points and 7.2 rebounds per game and shot 61-percent from the field during the 2014-15 season at John A. Logan.
- Led John A. Logan College to a 27-7 record in 2014-15.
- Anchored the post as John A. Logan captured a Great Rivers Athletic Conference title and an NJCAA National Tournament berth.
- As a freshman, recorded 6.1 points per game while shooting 49.6-percent from the field.

HIGH SCHOOL:

- Won an Illinois state title as a senior at Simeon Career Academy.
- Played alongside Milwaukee Bucks forward and former No. 2 NBA Draft selection Jabari Parker.
- Transferred to Simeon from Leo Catholic High School in Chicago after his junior year.
- Earned all-state recognition as a junior at Leo Catholic.

PERSONAL:

- Son of Vivian Winters and Russell Woods, Sr.
- Born Dec. 5, 1994, in Chicago, Ill.
- Enjoys cooking in his spare time.

WOODS CAREER STATS

SEASON	G-GS	MIN	MPG	FG-A	FG%	3FG-A	3FG%	FT-A	FT%	REB / AVG.	AST / TO	BS / S	TP	AVG.
2015-16	10-0	149	14.9	20-29	.690	0-0	.000	6-17	.353	27 / 2.7	4 / 2	3 / 0	46	4.6
TOTAL	10-0	149	14.9	20-29	.690	0-0	.000	6-17	.353	27 / 2.7	4 / 2	3 / 0	46	4.6

#25 AT A GLANCE

2015-16 Career

Scored 5+ points	5	-
Scored 10+ points	-	-
Hit 3+ FGs	4	-
Grabbed 5+ rebounds	-	-
Recorded 2+ blocks	-	-
Played 20+ minutes	1	-

#25 GAME HIGHS

2015-16 Career

9, Twice		-
	PTS	-
4, 3 times		-
	FGM	-
6, Arkansas St.		-
12-1-15	FGA	-
-		-
-	3PTM	-
-		-
-	3PTA	-
1, Wofford		-
11-13-15	FTM	-
4, Twice		-
	FTA	-
4, Twice		-
	REB	-
1, Twice		-
	ASST	-
1, Twice		-
	BLKS	-
-		-
-	STLS	-



ADAM WOLF

FR // F // 6-7 // 202

Beaver Dam, Wis.

Beaver Dam High School

LAST GAME (AT ARIZONA 12-13-15)

FG	FGA	3FG	FGA	FT	FTA	REB	PTS
1	1	1	1	0	0	0	3

WOLF 2015-16 GAME-BY-GAME

Opponent	Date	GS	Min	FG	FGA	Pct	3FG	FGA	Pct	FT	FTA	Pct	Off	Def	Tot	Avg	PF	FO	A	TO	Blk	Stl	Pts	Avg
WOFFORD	11-13-15	DNP																						
UMES	11-15-15	DNP																						
at Xavier	11-17-15	DNP																						
vs Kansas State	11-23-15	DNP																						
vs Northwestern	11-24-15	DNP																						
ARKANSAS ST.	12-1-15	DNP																						
NORTHERN ILL.	12-4-15	DNP																						
OMAHA	12-9-15	DNP																						
at Arizona	12-13-15	1	1	1	1	1.000	1	1	1.000	0	0	.000	0	0	0	0.0	0	0	0	0	0	3	3.0	
NC STATE	12-19-15	DNP																						
vs Illinois	12-23-15																							
ARKANSAS-PB	12-29-15																							
SAVANNAH ST	1-2-16																							
at Georgia	1-6-16																							
AUBURN	1-9-16																							
ARKANSAS	1-12-16																							
at S. Carolina	1-16-16																							
GEORGIA	1-20-16																							
at Texas A&M	1-23-16																							
at Kentucky	1-27-16																							
MISSISSIPPI ST	1-30-16																							
OLE MISS	2-3-16																							
at Alabama	2-6-16																							
at Vanderbilt	2-10-16																							
TENNESSEE	2-13-16																							
S. CAROLINA	2-16-16																							
at Arkansas	2-20-16																							
at Ole Miss	2-23-16																							
TEXAS A&M	2-27-16																							
at LSU	3-1-16																							
FLORIDA	3-5-16																							

2015-16 (FRESHMAN):

- Scored his first career points on a three-pointer in his first minute of collegiate action at No. 13 Arizona (Dec. 13).

HIGH SCHOOL:

- Averaged 17.0 points and 7.5 rebounds per game and helped lead Beaver Dam High School to a 19-win season as a senior.
- Earned Little Ten Conference Co-Player of the Year honors for his tremendous play on the court.
- Played three seasons at Lake Forest High School in Illinois before transferring to Beaver Dam High School in Wisconsin for his senior season.
- Battled injuries through career at Lake Forest, averaging 6.3 points and 3.3 points per game as a junior while playing through a stress fracture.
- Passed up several Division II scholarship offers to accept Coach Anderson's walk-on opportunity at Mizzou.

PERSONAL:

- Son of John and Jamie Wolf.
- Born on March 21, 1997, in Milwaukee, Wis.
- Has an older sister, Danielle, and younger sister, Lilly.
- Would like to work in business at the conclusion of his basketball-playing career.
- Father, John, was a walk-on basketball player at Marquette from 1989-91.
- Favorite movie is *Star Wars*.

WOLF CAREER STATS

SEASON	G-GS	MIN	MPG	FG-A	FG%	3FG-A	3FG%	FT-A	FT%	REB / AVG.	AST / TO	BS / S	TP	AVG.
2015-16	1-0	1	1.0	1-1	1.000	1-1	1.000	0-0	.000	0 / 0.0	0 / 0	0 / 0	3	3.0
TOTAL	1-0	1	1.0	1-1	1.000	1-1	1.000	0-0	.000	0 / 0.0	0 / 0	0 / 0	3	3.0

#32 AT A GLANCE

2015-16 Career

Scored 5+ points	-	-
Scored 10+ points	-	-
Hit 3+ FGs	-	-
Grabbed 5+ rebounds	-	-
Recorded 2+ blocks	-	-
Played 20+ minutes	-	-

#32 GAME HIGHS

2015-16 Career

3, at Arizona		-
12-13-15	PTS	-
1, at Arizona		-
12-13-15	FGM	-
1, at Arizona		-
12-13-15	FGA	-
1, at Arizona		-
12-13-15	3PTM	-
1, at Arizona		-
12-13-15	3PTA	-
-		-
-	FTM	-
-		-
-	FTA	-
-		-
-	REB	-
-		-
-	ASST	-
-		-
-	BLKS	-
-		-
-	STLS	-



CULLEN VANLEER

FR // G // 6-4 // 200

Pacific, Mo.

Pacific High School

LAST GAME (NC STATE 12-19-15)

FG	FGA	3FG	3FGA	FT	FTA	AST	PTS
4	7	4	7	0	0	1	12

VANLEER 2015-16 GAME-BY-GAME

Opponent	Date	GS	Min	FG	FGA	Pct	3FG	FGA	Pct	FT	FTA	Pct	Off	Def	Tot	Avg	PF	FO	A	TO	Blk	Stl	Pts	Avg
WOFFORD	11-13-15	12	2-2	1.000	1-1	1.000	0-1	.000	1	0	1	1.0	0	0	1	1.0	0	0	2	0	0	0	5	5.0
UMES	11-15-15	9	1-3	.333	1-3	.333	0-0	.000	0	0	0	0.5	1	0	0	0	0	0	0	0	1	3	4.0	
at Xavier	11-17-15	22	5-9	.556	3-7	.429	0-0	.000	0	0	0	0.3	2	0	0	1	0	0	1	0	2	13	7.0	
vs Kansas State	11-23-15	17	2-5	.400	2-5	.400	0-0	.000	0	3	3	1.0	2	0	0	0	0	0	0	0	0	6	6.8	
vs Northwestern	11-24-15	15	1-5	.200	1-4	.250	0-0	.000	1	1	2	1.2	2	0	1	0	0	0	0	0	0	3	6.0	
ARKANSAS ST.	12-1-15	16	2-6	.333	2-4	.500	0-0	.000	1	2	3	1.5	3	0	1	1	0	0	0	0	0	6	6.0	
NORTHERN ILL.	12-4-15	14	1-4	.250	1-4	.250	0-0	.000	0	0	0	1.3	0	0	2	0	0	0	0	0	1	3	5.6	
OMAHA	12-9-15	19	1-4	.250	1-3	.333	0-0	.000	0	3	3	1.5	3	0	1	0	0	0	0	0	0	3	5.3	
at Arizona	12-13-15	11	0-3	.000	0-3	.000	0-0	.000	0	1	1	1.4	0	0	0	1	0	0	0	0	0	0	4.7	
NC STATE	12-19-15	24	4-7	.571	4-7	.571	0-0	.000	0	2	2	1.5	1	0	1	0	0	0	0	0	0	12	5.4	
vs Illinois	12-23-15																							
ARKANSAS-PB	12-29-15																							
SAVANNAH ST	1-2-16																							
at Georgia	1-6-16																							
AUBURN	1-9-16																							
ARKANSAS	1-12-16																							
at S. Carolina	1-16-16																							
GEORGIA	1-20-16																							
at Texas A&M	1-23-16																							
at Kentucky	1-27-16																							
MISSISSIPPI ST	1-30-16																							
OLE MISS	2-3-16																							
at Alabama	2-6-16																							
at Vanderbilt	2-10-16																							
TENNESSEE	2-13-16																							
S. CAROLINA	2-16-16																							
at Arkansas	2-20-16																							
at Ole Miss	2-23-16																							
TEXAS A&M	2-27-16																							
at LSU	3-1-16																							
FLORIDA	3-5-16																							

2015-16 (FRESHMAN):

■ Season-high four three-pointers on 4-of-7 3PT shooting in the game vs. NC State (Dec. 19), scoring 12 points.

■ Season-best 13 points (5-of-9 FG, 3-of-7 3PT) at Xavier (Nov. 17), leading the Tigers in scoring for the first time.

■ Hit on his two field goal attempts in his collegiate debut vs. Wofford (Nov. 13), including his first career 3-pointer.

PACIFIC HIGH SCHOOL:

■ Averaged 23.5 points and 7.3 rebounds per game for Pacific High School as a senior.

■ Became the all-time leading scorer in Pacific history, snapping a record that stood since 1954.

■ Reached 1,000 career points in just 58 games

■ Named Missouri Class 4 Co-Player of the Year.

■ Was a MBCA Class 4 All-State selection.

■ Added academic all-conference honors as a senior.

■ Also competed in golf in high school, receiving first team all-conference recognition.

PERSONAL:

■ Son of John and Lori VanLeer.

■ Born on May 25, 1996, in Beaufort, Mo.

■ Both parents attended Missouri State and work as educators, with mother, Lori, working as a superintendent and father, John, working as a physical education teacher and coach.

■ Has been a fan of Mizzou Basketball since childhood.

■ Showed cattle as a youngster.

■ Has a younger brother named Cameron.

■ Favorite sports movie is *Glory Road*.

■ Would like to follow in his parents' footsteps and become a teacher or coach, or work in the physical therapy field.

#33 AT A GLANCE

2015-16 Career

Scored 5+ points	5	-
Scored 10+ points	2	-
Hit 3+ FGs	2	-
Hit 2+ 3PT FGs	4	-
Multiple assists	2	-
Multiple steals	1	-
Played 15+ minutes	6	-
Played 20+ minutes	2	-

#33 GAME HIGHS

2015-16 Career

13, at Xavier	PTS	-
5, at Xavier	FGM	-
11-17-15	FGA	-
9, at Xavier	3PTM	-
11-17-15	3PTA	-
-	FTM	-
-	FTA	-
1, Wofford	REB	-
11-13-15	ASST	-
3, 3 times	BLKS	-
2, Twice	STLS	-
2, at Xavier		-
11-17-15		-

VANLEER CAREER STATS

SEASON	G-GS	MIN	MPG	FG-A	FG%	3FG-A	3FG%	FT-A	FT%	REB / AVG.	AST / TO	BS / S	TP	AVG.
2015-16	10-0	159	15.9	19-48	.396	16-41	.390	0-1	.000	15 / 1.5	8 / 3	0 / 4	54	5.4
TOTAL	10-0	159	15.9	19-48	.396	16-41	.390	0-1	.000	15 / 1.5	8 / 3	0 / 4	54	5.4



RYAN ROSBURG

SR // F // 6-10 // 260

Chesterfield, Mo.

Marquette High School

LAST GAME (NC STATE 12-19-15)

FG	FGA	3FG	FGA	FT	FTA	REB	PTS
1	2	0	0	0	1	6	2

ROSBURG 2015-16 GAME-BY-GAME

Opponent	Date	GS	Min	FG	FGA	Pct	3FG	FGA	Pct	FT	FTA	Pct	Off	Def	Tot	Avg	PF	FO	A	TO	Blk	Stl	Pts	Avg
WOFFORD	11-13-15	20	1-2	.500	0-0	.000	4-6	.667	0	3	3	3.0	3	0	0	0	0	0	0	0	1	6	6.0	
UMES	11-15-15	10	0-0	.000	0-0	.000	0-0	.000	0	3	3	3.0	1	0	0	0	1	0	0	1	0	0	3.0	
at Xavier	11-17-15	9	0-0	.000	0-0	.000	1-2	.500	1	0	1	2.3	1	0	0	1	1	0	1	0	1	2.3		
vs Kansas State	11-23-15	7	0-0	.000	0-0	.000	0-2	.000	1	0	1	2.0	3	0	1	0	0	0	0	0	0	1.8		
vs Northwestern	11-24-15	*	28	4-9	.444	0-0	.000	0-3	.000	3	6	9	3.4	3	0	0	1	0	0	8	3.0			
ARKANSAS ST.	12-1-15	*	29	5-9	.556	0-0	.000	0-0	.000	0	2	2	3.2	3	0	0	1	0	0	10	4.2			
NORTHERN ILL.	12-4-15	*	21	2-2	1.000	0-0	.000	0-0	.000	3	4	7	3.7	4	0	1	1	2	0	4	4.1			
OMAHA	12-9-15	*	19	2-4	.500	0-0	.000	0-0	.000	1	2	3	3.6	4	0	1	2	0	0	4	4.1			
at Arizona	12-13-15	*	14	1-2	.500	0-0	.000	0-0	.000	1	3	4	3.7	3	0	0	1	1	0	2	3.9			
NC STATE	12-19-15	*	15	1-2	.500	0-0	.000	0-1	.000	2	4	6	3.9	4	0	1	1	0	0	2	3.7			
vs Illinois	12-23-15																							
ARKANSAS-PB	12-29-15																							
SAVANNAH ST	1-2-16																							
at Georgia	1-6-16																							
AUBURN	1-9-16																							
ARKANSAS	1-12-16																							
at S. Carolina	1-16-16																							
GEORGIA	1-20-16																							
at Texas A&M	1-23-16																							
at Kentucky	1-27-16																							
MISSISSIPPI ST	1-30-16																							
OLE MISS	2-3-16																							
at Alabama	2-6-16																							
at Vanderbilt	2-10-16																							
TENNESSEE	2-13-16																							
S. CAROLINA	2-16-16																							
at Arkansas	2-20-16																							
at Ole Miss	2-23-16																							
TEXAS A&M	2-27-16																							
at LSU	3-1-16																							
FLORIDA	3-5-16																							

2015-16 (SENIOR):

▼ 8 points (4-of-9 FG), 9 rebounds in first start of season vs. Northwestern (Nov. 24).

2014-15 (JUNIOR):

▼ Appeared in 30 or more games for the third consecutive season, earning 17 starts for Mizzou as a junior.

▼ Season-best 12 points on impressive 6-of-7 FG shooting vs. Mississippi State (Feb. 14).

2013-14 (SOPHOMORE):

▼ Played in all 35 games as a sophomore, making 32 starts.

▼ Averaged 4.8 points and 4.1 rebounds while shooting an incredibly efficient 71.6 percent from the floor.

2012-13 (FRESHMAN):

▼ Played in 31 games as a reserve for Alex Oriakhi and averaged 6.9 minutes per contest.

MARQUETTE HIGH SCHOOL:

▼ One of Missouri's top players his final two seasons of high school and twice earned all-state honors.

▼ Finished with 1,862 career points, second all-time in school history and is the school's career leaders in rebounding and blocked shots.

PERSONAL:

▼ Son of Cindy and Paul Rosburg.

▼ Born Nov. 12, 1993, in Chesterfield, Mo.

▼ Has one brother, Andy, who played at Mizzou in 2011-12.

▼ Is majoring in marketing.

#44 AT A GLANCE

2015-16 Career

Scored 5+ points	3	26
Scored 10+ points	1	3
Grabbed 5+ rebounds	3	22
Grabbed 10+ rebounds	-	2
Recorded 2+ blocks	1	9
Played 20+ minutes	4	38

#44 GAME HIGHS

2015-16 Career

10, Arkansas St. 14, vs. Northwestern

12-1-15 **PTS** 11-28-13

5, Arkansas St. 6, Mississippi State

12-1-15 **FGM** 2-14-15

9, Twice 7, Twice

FGA

-

3PTM

-

3PTA

4, Wofford 4, 3 times

11-13-15 **FTM**

6, Wofford 7, vs. Chaminade

11-13-15 **FTA** 11-26-14

9, vs. Northwestern 12, at Georgia

11-24-15 **REB** 2-25-14

1, 4 times 2, 4 times

ASST

2, Northern Illinois 2, 9 times

12-4-15 **BLKS**

1, Wofford 2, 3 times

11-13-15 **STLS**

ROSBURG CAREER STATS

SEASON	G-GS	MIN	MPG	FG-A	FG%	3FG-A	3FG%	FT-A	FT%	REB / AVG.	AST / TO	BS / S	TP	AVG.
2012-13	31-0	213	6.9	11-27	.407	0-0	.000	8-14	.571	41 / 1.3	7 / 6	6 / 1	30	1.0
2013-14	35-32	778	22.2	68-95	.716	0-0	.000	33-58	.569	145 / 4.1	10 / 41	22 / 7	169	4.8
2014-15	30-17	501	16.7	42-84	.500	0-0	.000	15-45	.333	78 / 2.6	8 / 19	18 / 6	99	3.3
2015-16	10-6	172	17.2	16-30	.533	0-0	.000	5-14	.357	39 / 3.9	4 / 8	5 / 1	37	3.7
TOTAL	106-55	1664	15.7	137-236	.581	0-0	.000	61-131	.466	303 / 2.9	29 / 74	51 / 15	335	3.2

NCAA APPEARANCES: '44, '76, '78, '80, '81, '82, '83, '86, '87, '88, '89, '90, '92, '93, '95, '99, '00, '01, '02, '03, '09, '10, '11, '12, '13

2015-16 MIZZOU OVERALL STATISTICS

Record	Overall	Home	Away	Neutral
ALL GAMES	5-5	5-1	0-2	0-2
CONFERENCE	0-0	0-0	0-0	0-0
NON-CONFERENCE	5-5	5-1	0-2	0-2

##	Player	GP	GS	Min	TOTAL			3-PTS			REBOUNDS															
					Avg	FG	FGA	Pct	3FG	FGA	Pct	FT	FTA	Pct	Off	Def	Tot	Avg	PF	FO	A	TO	Blk	Stl	Pts	Avg
24	PURYEAR, Kevin	10	10	264	26.4	44	87	.506	2	12	.167	31	39	.795	11	34	45	4.5	14	0	5	16	1	3	121	12.1
01	PHILLIPS, Terrence	10	10	259	25.9	33	69	.478	12	31	.387	16	20	.800	2	27	29	2.9	35	2	29	25	1	14	94	9.4
12	WRIGHT, Namon	10	9	262	26.2	22	69	.319	11	34	.324	33	45	.733	6	42	48	4.8	20	0	13	14	3	6	88	8.8
15	CLARK, Wes	10	10	258	25.8	24	79	.304	8	27	.296	21	27	.778	6	22	28	2.8	28	1	32	16	1	7	77	7.7
10	WALTON, K.J.	10	1	135	13.5	17	41	.415	1	6	.167	25	38	.658	6	8	14	1.4	14	0	12	8	1	5	60	6.0
33	VANLEER, Cullen	10	0	159	15.9	19	48	.396	16	41	.390	0	1	.000	3	12	15	1.5	14	0	8	3	0	4	54	5.4
04	ISABELL, Tramaine	10	0	137	13.7	19	42	.452	5	10	.500	8	12	.667	5	14	19	1.9	10	0	11	16	0	9	51	5.1
23	GANT, Jakeenan	10	4	135	13.5	17	40	.425	0	7	.000	15	19	.789	8	18	26	2.6	23	1	2	6	10	4	49	4.9
25	WOODS, Russell	10	0	149	14.9	20	29	.690	0	0	.000	6	17	.353	9	18	27	2.7	31	0	4	2	3	0	46	4.6
44	ROSBURG, Ryan	10	6	172	17.2	16	30	.533	0	0	.000	5	14	.357	12	27	39	3.9	29	0	4	8	5	1	37	3.7
32	WOLF, Adam	1	0	1	1.0	1	1	1.000	1	1	1.000	0	0	.000	0	0	0	0.0	0	0	0	0	0	0	3	3.0
05	ALLEN, D'Angelo	8	0	65	8.1	3	7	.429	0	0	.000	2	8	.250	6	7	13	1.6	7	0	1	4	1	3	8	1.0
11	BARTON, Jimmy	3	0	4	1.3	0	1	.000	0	0	.000	0	0	.000	0	0	0	0.0	0	0	0	1	0	0	0	0.0
TM	TEAM.....														8	21	29	2.9	0		1			0		
	Total.....	10				235	543	.433	56	169	.331	162	240	.675	82	250	332	33.2	225	4	121	120	26	56	688	68.8
	Opponents.....	10				230	558	.412	69	202	.342	199	270	.737	113	256	369	36.9	210	-	128	111	28	63	728	72.8

2015-16 Statistical Summaries

Team Statistics	MU	OPP
SCORING	688	728
Points per game	68.8	72.8
Scoring margin	-4.0	-
FIELD GOALS-ATT	235-543	230-558
Field goal pct	.433	.412
3 POINT FG-ATT	56-169	69-202
3-point FG pct	.331	.342
3-pt FG made per game	5.6	6.9
FREE THROWS-ATT	162-240	199-270
Free throw pct	.675	.737
F-Throws made per game	16.2	19.9
REBOUNDS	332	369
Rebounds per game	33.2	36.9
Rebounding margin	-3.7	-
ASSISTS	121	128
Assists per game	12.1	12.8
TURNOVERS	120	111
Turnovers per game	12.0	11.1
Turnover margin	-0.9	-
Assist/turnover ratio	1.0	1.2
STEALS	56	63
Steals per game	5.6	6.3
BLOCKS	26	28
Blocks per game	2.6	2.8
ATTENDANCE	34546	51182
Home games-Avg/Game	6-5758	2-12198
Neutral site-Avg/Game	-	2-13394

2015-16 Game-By-Game Scores

Date	Opponent	W/L	Score	Att.
11-13-15	WOFFORD	W	83-74	5037
11-15-15	UMES	W	73-55	5082
11-17-15	at Xavier	L	66-78	9751
11-23-15	vs Kansas State	L	42-66	13598
11-24-15	vs Northwestern	L	62-67	13189
12-1-15	ARKANSAS STATE	W	88-78	5104
12-4-15	NORTHERN ILLINOIS	W	78-71	6214
12-9-15	OMAHA	W	85-78	5022
12-13-15	at Arizona	L	52-88	14644
12-19-15	NC STATE	L	59-73	8087

SCORE BY PERIODS:	1st	2nd	OT	Total
Mizzou	310	378	-	688
Opponents	323	405	-	728

LAST TIME...

INDIVIDUAL: THE LAST TIME MIZZOU HAD A...

Player score 25 points _____ Namon Wight (28) vs. Florida; Feb. 24, 2015

Player score 30 points _____ Jabari Brown (30) vs. Davidson; March 18, 2014

Player score 35 points _____ Thomas Gardner (40) vs. Kansas; Jan. 16, 2006

Player score 40 points _____ Thomas Gardner (40) vs. Kansas; Jan. 16, 2006

Player grab 15 rebounds _____ Jonathan Williams III (15) vs. Texas A&M; March 14, 2014

Player grab 20 rebounds _____ Curtis Berry (20) vs. Kansas; Jan. 9, 1980

Player record a double-double _____ Jonathan Williams III (10 p, 12 r) at Miss. St.; March 7, 2015

Two players record a double-double _____ Laurence Bowers (23 p, 10 r)
_____ Alex Oriakhi (18 p, 10 r) vs. LSU; March 2, 2013

Player record a triple-double _____ Never

Player dish out 10 assists _____ Keith Shamburger (11) at Alabama; Feb. 4, 2015

Player block 10 shots _____ Never

A player collect five steals _____ Wes Clark (5) at Texas A&M; Jan. 21, 2015

A player hit five three-pointer baskets _____ Keith Shamburger (5) at Auburn; Jan. 10, 2015

A player make 10 free throws _____ Jabari Brown (11-15) vs. Davidson; March 18, 2014

Two players score 20 points in a game _____ Jabari Brown (26)
_____ Earnest Ross (24) vs. Texas A&M; March 14, 2014

Three players score 20 points in a game _____ Earnest Ross (24)
_____ Jordan Clarkson (23)
_____ Jabari Brown (20) at Ole Miss; Feb. 8, 2014

Two players grab 10 rebounds in a game _____ Jonathan Williams III (10)
_____ Keanau Post (10) vs. Lipscomb; Jan. 3, 2015

Three players grab 10 rebounds in a game _____ Negus Webster-Chan (11)
_____ Earnest Ross (10)
_____ Alex Oriakhi (10) vs. Alcorn State; Nov. 13, 2012

Five players score in double figures _____ Namon Wright (14)
_____ Tramaine Isabell (11)
_____ Kevin Puryear (10)
_____ Ryan Rosburg (10)
_____ K.J. Walton (10) vs. Arkansas State, Dec. 1, 2015

Six players score in double figures _____ Matt Pressey (14)
_____ Phil Pressey (12)
_____ Ricardo Ratiliffe (12)
_____ Michael Dixon Jr. (12)
_____ Kim English (10)
_____ Steve Moore (10) at Iowa State; Jan. 11, 2012

Seven players score in double figures _____ Kim English (20)
_____ Justin Stafford (16)
_____ Laurence Bowers (16)
_____ Marcus Denmon (12)
_____ Matt Pressey (10)
_____ Michael Dixon Jr. (10)
_____ Ricky Kreklow (10) vs. North Alabama; Jan. 5, 2011

TEAM: THE LAST TIME MIZZOU...

Scored 100 points or more _____ Dec. 17, 2012; Mizzou 102, South Carolina State 51

Scored less than 50 points _____ Nov. 23, 2015; Kansas State 66, Mizzou 42

Scored less than 50 points and won _____ Nov. 14, 1997; Mizzou 45, Depaul 42

Allowed 100 points or more _____ Feb. 7, 2011; Kansas 103, Mizzou 86

Held an opponent to less than 40 points _____ Dec. 8, 2012; Mizzou 68, Tennessee State 38

Held an opponent to less than 50 points _____ Nov. 16, 2014; Mizzou 56, Valparaiso 41

Had 50 rebounds _____ Feb. 9, 2013, vs. Ole Miss (50)

Had 30 assists _____ Dec. 18, 2010, vs. Central Arkansas (33)

Had 10 steals _____ Jan. 29, 2015 vs. Kentucky (10)

Held an opponent to less than 25 percent shooting _____ March 14, 2013, vs. Texas A&M (24.1)

Shot better than 70 percent from the field _____ Dec. 6, 1989, vs. Hawaii Loa (.752)

Shot under 30 percent from the field _____ Dec. 7, 2004, vs. Arkansas (.298)

Shot better than 90 percent from the free throw line _____
_____ March 8, 2014 at Tennessee (13-for-14, .921)

Attempted 40 free throws _____ March 14, 2014, vs. Texas A&M (53)

Made 10 3-pointers _____ Jan. 10, 2015, vs. Auburn (10-for-27)

Won an overtime game _____ Jan. 8, 2015 vs. LSU; Mizzou 74, LSU 67 (OT)

Lost an overtime game _____ Dec. 30, 2014 vs. Oklahoma State; OSU 74, Mizzou 72 (OT)

Played a double-OT game _____ March 14, 2014; Mizzou 91, Texas A&M 83

Played a triple-overtime game _____ Jan. 13, 2001; Mizzou 112, Iowa State 109 (4OT)

Defeated a top 25 team _____ Dec. 15, 2013; Mizzou 80, No. 18 UCLA 71

Had a 30-point win _____ Nov. 8, 2013; Mizzou 89, Southeastern Louisiana 53

Had a 40-point win _____ Dec. 17, 2012; Mizzou 102, South Carolina State 51

Had a 50-point win _____ Dec. 17, 2012; Mizzou 102, South Carolina State 51

Won back-to-back road games _____ Dec. 28, 2013 at North Carolina State (68-64)
_____ Jan. 11, 2014 at Auburn (70-68)

Won by double digits over an SEC team _____ March 1, 2014; Mizzou 85, Mississippi State 66

MORE NOTES...

MIZZOU STARTERS

Opponent	G	G	G	F	F	Record **
Nov. 13 Wofford	Phillips	Walton	Clark	Gant	Puryear	1-0
Nov. 15 UMES	Phillips	Wright	Clark	Gant	Puryear	1-0
Nov. 17 at Xavier	Phillips	Wright	Clark	Gant	Puryear	1-1
Nov. 23 vs. Kansas State	Phillips	Wright	Clark	Gant	Puryear	1-2
Nov. 24 vs. Northwestern	Phillips	Wright	Clark	Rosburg	Puryear	0-1
Dec. 1 Arkansas State	Phillips	Wright	Clark	Rosburg	Puryear	1-1
Dec. 4 Northern Illinois	Phillips	Wright	Clark	Rosburg	Puryear	2-1
Dec. 9 Omaha	Phillips	Wright	Clark	Rosburg	Puryear	3-1
Dec. 13 at Arizona	Phillips	Wright	Clark	Rosburg	Puryear	3-2
Dec. 19 NC State	Phillips	Wright	Clark	Rosburg	Puryear	3-3

MIZZOU WHEN...

Playing at home	5-1
Playing on the road	0-2
Playing on a neutral court	0-2
SEC games	0-0
SEC at home	0-0
SEC on the road	0-0
Following a win	3-2
Following a loss	1-3
Leading at half	5-0
Trailing at half	0-5
Tied at half	0-0
Shoots at least 50%	2-0
Shoots less than 50%	3-3
Opponent shoots 50%	0-1
Shoots more FT than Opp.	2-1
Shoots fewer FT than Opp.	2-4
Shoots same FT as Opp.	1-0
Makes more FT than Opp.	3-0
Makes fewer FT than Opp.	1-5
Makes same FT as Opp.	1-0
Scores 90-110	0-0
Scores 80-89	3-0
Scores 70-79	2-0
Scores 69 or fewer	0-5
Leads in rebounding	4-0
Trails in rebounding	1-4
Tied in rebounding	0-1
More turnovers than Opp.	4-2
Fewer turnovers than Opp.	1-3
Same turnovers as Opp.	0-0
In November	2-3
In December	3-2
In January	0-0
In February	0-0
In March	0-0
Margin between 1-5	0-1
Margin between 6-10	4-0
Margin between 11-20	1-2
Margin 20+	0-2
Overtime Games	0-0
On Sunday	1-1
On Monday	0-1
On Tuesday	1-2
On Wednesday	1-0
On Thursday	0-0
On Friday	2-0
On Saturday	0-1
Wearing White	5-2
Wearing Black	0-3
Wearing Gold	0-0
Wearing Anthracite	0-0

POINTS-REBOUNDS-ASSISTS

	01	04	05	10	11	12	15	23	24	25	32	33	44
Opponent	PHILLIPS	ISABELL	ALLEN	WALTON	BARTON	WRIGHT	CLARK	GANT	PURYEAR	WOODS	WOLF	VANLEER	ROSBURG
WOFFORD // 11-13-15 // 83-74 // W	7-3-3	4-3-2	DNP	6-1-2	DNP	18-7-0	4-3-2	4-4-1	20-5-0	9-3-0	DNP	5-1-2	6-3-0
UMES // 11-15-15 // 73-55 // W	13-3-2	4-4-1	2-4-0	11-0-3	0-0-0	7-5-1	15-1-3	4-1-0	13-5-1	1-1-1	DNP	3-0-0	0-3-0
at Xavier // 11/17/15 // 66-78 // L	3-1-0	11-1-1	0-3-0	8-3-1	DNP	6-4-2	11-3-3	1-2-1	12-5-0	0-3-0	DNP	13-0-0	1-1-0
vs Kansas State // 11/23/15 // 42-66 // L	6-6-2	4-1-0	0-3-0	3-3-1	0-0-0	5-4-0	5-2-6	0-1-0	9-3-0	4-1-0	DNP	6-3-0	0-1-1
vs Northwestern // 11/24/15 // 62-67 // L	16-6-4	2-1-0	2-0-1	0-0-1	DNP	8-2-3	5-4-4	4-1-0	14-4-1	0-1-0	DNP	3-2-1	8-9-0
ARKANSAS ST. // 12-1-15 // 88-78 // W	8-4-7	11-0-2	1-2-0	10-5-0	DNP	14-6-0	8-4-3	2-1-0	10-7-1	8-4-0	DNP	6-3-1	10-2-0
NORTHERN ILL. // 12-4-15 // 78-71 // W	13-1-6	3-2-1	0-0-0	2-0-0	DNP	10-5-3	6-7-4	11-6-0	17-1-0	9-4-1	DNP	3-0-2	4-7-1
OMAHA // 12-9-15 // 85-78 // W	14-2-1	2-2-1	DNP	10-2-0	DNP	9-7-4	8-2-4	11-5-0	18-8-1	6-2-0	DNP	3-3-1	4-3-1
at Arizona // 12/13/15 // 52-88 // L	7-2-3	0-2-1	0-0-0	6-0-1	0-0-0	9-5-0	8-0-0	8-3-0	4-5-1	5-4-0	3-0-0	0-1-0	2-4-0
NC STATE // 12-19-15 // 59-73 // L	7-1-1	10-3-2	3-1-0	4-0-3	DNP	2-3-0	7-2-3	4-2-0	4-2-0	4-4-2	DNP	12-2-1	2-6-1

2015-16 MIZZOU GAME-BY-GAME STATISTICS

Opponent	Date	Score	TOTAL			3-PTRS			REBOUNDS				PF	A	TO	Blk	Stl	Pts	Avg				
			W/L	FG	FGA Pct	3FG	FGA Pct	FT	FTA Pct	Off	Def	Tot								Avg			
WOFFORD	11-13-15	83-74	W	28	50	.560	5	12	.417	22	32	.688	5	32	37	37.0	24	12	9	1	4	83	83.0
UMES	11-15-15	73-55	W	21	47	.447	8	19	.421	23	30	.767	8	21	29	33.0	17	12	8	4	6	73	78.0
at Xavier	11-17-15	66-78	L	23	55	.418	6	23	.261	14	18	.778	7	21	28	31.3	26	8	18	2	8	66	74.0
vs Kansas State	11-23-15	42-66	L	17	55	.309	4	19	.211	4	10	.400	8	23	31	31.3	22	10	13	4	5	42	66.0
vs Northwestern	11-24-15	62-67	L	23	60	.383	5	18	.278	11	17	.647	10	23	33	31.6	23	15	9	1	7	62	65.2
ARKANSAS STATE	12-1-15	88-78	W	31	65	.477	7	16	.438	19	26	.731	11	32	43	33.5	23	14	10	5	2	88	69.0
NORTHERN ILLINOIS	12-4-15	78-71	W	28	52	.538	6	15	.400	16	24	.667	10	28	38	34.1	22	18	15	3	6	78	70.3
OMAHA	12-9-15	85-78	W	25	52	.481	6	16	.375	29	38	.763	6	31	37	34.5	24	13	18	3	9	85	72.1
at Arizona	12-13-15	52-88	L	17	56	.304	2	14	.143	16	26	.615	10	17	27	33.7	22	6	12	1	3	52	69.9
NC STATE	12-19-15	59-73	L	22	51	.431	7	17	.412	8	19	.421	7	22	29	33.2	22	13	8	2	6	59	68.8
Mizzou		688		235	543	.433	56	169	.331	162	240	.675	82	250	332	33.2	225	121	120	26	56	688	68.8
Opponents		728		230	558	.412	69	202	.342	199	270	.737	113	256	369	36.9	210	128	111	28	63	728	72.8

Games played: 10

Points/game: 68.8

FG Pct: 43.3

3FG Pct: 33.1

FT Pct: 67.5

Rebounds/game: 33.2

Assists/game: 12.1

Turnovers/game: 12.0

Assist/turnover ratio: 1.0

Steals/game: 5.6

Blocks/game: 2.6

2015-16 OPPONENT GAME-BY-GAME STATISTICS

Opponent	Date	Score	TOTAL			3-PTRS			REBOUNDS							PF	A	TO	Blk	Stl	Pts	Avg	
			W/L	FG	FGA Pct	3FG	FGA Pct	FT	FTA Pct	Off	Def	Tot	Avg										
WOFFORD	11-13-15	83-74	W	21	55	.382	10	27	.370	22	33	.667	8	21	29	29.0	24	12	7	0	3	74	74.0
UMES	11-15-15	73-55	W	17	44	.386	7	20	.350	14	22	.636	10	21	31	30.0	25	7	13	1	4	55	64.5
at Xavier	11-17-15	66-78	L	24	56	.429	6	18	.333	24	29	.828	13	27	40	33.3	18	13	13	4	9	78	69.0
vs Kansas State	11-23-15	42-66	L	21	57	.368	4	17	.235	20	26	.769	13	31	44	36.0	12	11	8	3	8	66	68.2
vs Northwestern	11-24-15	62-67	L	21	45	.467	10	23	.435	15	23	.652	5	28	33	35.4	20	15	14	1	6	67	68.0
ARKANSAS STATE	12-1-15	88-78	W	26	68	.382	8	19	.421	18	27	.667	14	25	39	36.0	22	15	7	7	6	78	69.7
NORTHERN ILLINOIS	12-4-15	78-71	W	22	63	.349	7	23	.304	20	24	.833	17	17	34	35.7	22	11	9	1	8	71	69.9
OMAHA	12-9-15	85-78	W	25	61	.410	5	22	.227	23	31	.742	9	25	34	35.5	27	14	16	3	9	78	70.9
at Arizona	12/13/15	52-88	L	31	55	.564	7	17	.412	19	25	.760	9	35	44	36.4	23	20	15	4	6	88	72.8
NC STATE	12-19-15	59-73	L	22	54	.407	5	16	.313	24	30	.800	15	26	41	36.9	17	10	9	4	4	73	72.8
Opponents		728		230	558	.412	69	202	.342	199	270	.737	113	256	369	36.9	210	128	111	28	63	728	72.8
Mizzou		688		235	543	.433	56	169	.331	162	240	.675	82	250	332	33.2	225	121	120	26	56	688	68.8

Games played: 10

Points/game: 72.8

FG Pct: 41.2

3FG Pct: 34.2

FT Pct: 73.7

Rebounds/game: 36.9

Assists/game: 12.8

Turnovers/game: 11.1

Assist/turnover ratio: 1.2

Steals/game: 6.3

Blocks/game: 2.8

2015-16 MIZZOU/OPPONENT GAME HIGHS

Mizzou Individual Game Highs

Points	20	PURYEAR, Kevin vs Wofford (11-13-15)
	18	PURYEAR, Kevin vs Omaha (12-9-15)
	18	WRIGHT, Namon vs Wofford (11-13-15)
	17	PURYEAR, Kevin vs Northern Illinois (12-4-15)
Field Goals Made	8	PURYEAR, Kevin vs Wofford (11-13-15)
	6	PURYEAR, Kevin vs Northern Illinois (12-4-15)
	6	PURYEAR, Kevin vs Northwestern (11-24-15)
	6	PHILLIPS, Terrence vs Northwestern (11-24-15)
Field Goal Att.	14	PURYEAR, Kevin vs Wofford (11-13-15)
	12	CLARK, Wes at Xavier (11-17-15)
FG Pct (min 5 made)	.714 (5-7)	PHILLIPS, Terrence vs Northern Illinois (12-4-15)
	.714 (5-7)	PHILLIPS, Terrence vs UMES (11-15-15)
	.714 (5-7)	WRIGHT, Namon vs Wofford (11-13-15)
3-Point FG Made	4	VANLEER, Cullen vs NC State (12-19-15)
	3	PHILLIPS, Terrence vs Omaha (12-9-15)
	3	WRIGHT, Namon vs Arkansas State (12-1-15)
	3	PHILLIPS, Terrence vs Northwestern (11-24-15)
	3	VANLEER, Cullen at Xavier (11-17-15)
	3	CLARK, Wes vs UMES (11-15-15)
	3	PHILLIPS, Terrence vs UMES (11-15-15)
	3	WRIGHT, Namon vs Wofford (11-13-15)
3-Point FG Att.	7	VANLEER, Cullen vs NC State (12-19-15)
	7	VANLEER, Cullen at Xavier (11-17-15)
3-Pt FG Pct (min 2 made)	1.000 (2-2)	ISABELL, Tramaine vs Arkansas State (12-1-15)
	.750 (3-4)	PHILLIPS, Terrence vs UMES (11-15-15)
	.750 (3-4)	WRIGHT, Namon vs Wofford (11-13-15)
Free Throws Made	9	WALTON, K.J. vs UMES (11-15-15)
Free Throw Att.	10	WALTON, K.J. vs UMES (11-15-15)
FT Pct (min 3 made)	1.000 (5-5)	PURYEAR, Kevin vs Northern Illinois (12-4-15)
Rebounds	9	ROSBURG, Ryan vs Northwestern (11-24-15)
	8	PURYEAR, Kevin vs Omaha (12-9-15)
Assists	7	PHILLIPS, Terrence vs Arkansas State (12-1-15)
Steals	4	PHILLIPS, Terrence vs Northwestern (11-24-15)
Blocked Shots	2	GANT, Jakeenan vs Omaha (12-9-15)
	2	ROSBURG, Ryan vs Northern Illinois (12-4-15)
	2	WRIGHT, Namon vs Kansas State (11-23-15)
	2	GANT, Jakeenan vs UMES (11-15-15)
Turnovers	5	PHILLIPS, Terrence vs Northern Illinois (12-4-15)
	5	PHILLIPS, Terrence vs Kansas State (11-23-15)
	5	ISABELL, Tramaine at Xavier (11-17-15)
Fouls	5	CLARK, Wes at Arizona (12/13/15)
	5	PHILLIPS, Terrence vs Omaha (12-9-15)
	5	PHILLIPS, Terrence vs Northwestern (11-24-15)
	5	GANT, Jakeenan vs Wofford (11-13-15)
Minutes	35	PHILLIPS, Terrence vs Northern Illinois (12-4-15)
	32	PURYEAR, Kevin vs Wofford (11-13-15)

Mizzou Team Game Highs

POINTS	88	ARKANSAS STATE (12-1-15)
	85	OMAHA (12-9-15)
	83	WOFFORD (11-13-15)
	78	NORTHERN ILLINOIS (12-4-15)
	73	UMES (11-15-15)
FIELD GOALS MADE	31	ARKANSAS STATE (12-1-15)
	28	NORTHERN ILLINOIS (12-4-15)
	28	WOFFORD (11-13-15)
FIELD GOAL ATTEMPTS	65	ARKANSAS STATE (12-1-15)
	60	vs Northwestern (11-24-15)
FIELD GOAL PERCENTAGE	.560 (28-50)	WOFFORD (11-13-15)
	.538 (28-52)	NORTHERN ILLINOIS (12-4-15)
3 PT FIELD GOALS MADE	8	UMES (11-15-15)
	7	NC STATE (12-19-15)
	7	ARKANSAS STATE (12-1-15)
3 PT FG ATTEMPTS	23	at Xavier (11-17-15)
	19	vs Kansas State (11-23-15)
	19	UMES (11-15-15)
3 PT FG PERCENTAGE	.438 (7-16)	ARKANSAS STATE (12-1-15)
	.421 (8-19)	UMES (11-15-15)
FREE THROWS MADE	29	OMAHA (12-9-15)
	23	UMES (11-15-15)
FREE THROW ATTEMPTS	38	OMAHA (12-9-15)
	32	WOFFORD (11-13-15)
FREE THROW PERCENTAGE	.778 (14-18)	at Xavier (11-17-15)
	.767 (23-30)	UMES (11-15-15)
REBOUNDS	43	ARKANSAS STATE (12-1-15)
	38	NORTHERN ILLINOIS (12-4-15)
ASSISTS	18	NORTHERN ILLINOIS (12-4-15)
	15	vs Northwestern (11-24-15)
STEALS	9	OMAHA (12-9-15)
	8	at Xavier (11-17-15)
BLOCKED SHOTS	5	ARKANSAS STATE (12-1-15)
	4	vs Kansas State (11-23-15)
	4	UMES (11-15-15)
TURNOVERS	18	OMAHA (12-9-15)
	18	at Xavier (11-17-15)
FOULS	26	at Xavier (11-17-15)
	24	OMAHA (12-9-15)
	24	WOFFORD (11-13-15)

Opponent Individual Game Highs

Points	33	Barber, Anthony vs NC State (12-19-15)
	24	WILSON vs Northern Illinois (12-4-15)
	24	Carter, Devin vs Arkansas State (12-1-15)
Field Goals Made	9	Barber, Anthony vs NC State (12-19-15)
	8	Carter, Devin vs Arkansas State (12-1-15)
Field Goal Att.	20	Gardner, Sean vs Arkansas State (12-1-15)
	15	Barber, Anthony vs NC State (12-19-15)
FG Pct (min 5 made)	.750 (6-8)	WHITE vs Omaha (12-9-15)
	.714 (5-7)	Trier, Allonzo at Arizona (12/13/15)
	.714 (5-7)	Anderson, Ryan at Arizona (12/13/15)
3-Point FG Made	5	Carter, Devin vs Arkansas State (12-1-15)
	5	Fletcher Magee vs Wofford (11-13-15)
3-Point FG Att.	9	Martin, Caleb vs NC State (12-19-15)
	9	WILSON vs Northern Illinois (12-4-15)
	9	Fletcher Magee vs Wofford (11-13-15)
3-Pt FG Pct (min 2 made)	.750 (3-4)	York, Gabe at Arizona (12/13/15)
	.750 (3-4)	McIntosh, Bryant vs Northwestern (11-24-15)
Free Throws Made	13	Barber, Anthony vs NC State (12-19-15)
	10	WILSON vs Northern Illinois (12-4-15)
Free Throw Att.	15	Barber, Anthony vs NC State (12-19-15)
	11	Thomas, Donte vs Arkansas State (12-1-15)
FT Pct (min 3 made)	1.000 (10-10)	WILSON vs Northern Illinois (12-4-15)
	1.000 (7-7)	HOLLINS vs Omaha (12-9-15)
	1.000 (7-7)	MACURA, J.P. at Xavier (11-17-15)
Rebounds	14	FARR, James at Xavier (11-17-15)
	13	WADE, Dean vs Kansas State (11-23-15)
Assists	7	PATTERSON vs Omaha (12-9-15)
	7	Lindsey, Scottie vs Northwestern (11-24-15)
Steals	4	ARMSTEAD vs Northern Illinois (12-4-15)
	3	Simon, Justin at Arizona (12/13/15)
	3	HOLLINS vs Omaha (12-9-15)
	3	AUSTIN JR., Larry at Xavier (11-17-15)
Blocked Shots	2	Martin, Cody vs NC State (12-19-15)
	2	Ristic, Dusan at Arizona (12/13/15)
	2	Downs, Kelvin vs Arkansas State (12-1-15)
	2	REYNOLDS, Jalen at Xavier (11-17-15)
Turnovers	4	WHITE vs Omaha (12-9-15)
Fouls	5	THURMAN vs Omaha (12-9-15)
	5	McIntosh, Bryant vs Northwestern (11-24-15)

Opponent Team Game Highs

POINTS	88	at Arizona (12/13/15)
	78	OMAHA (12-9-15)
	78	ARKANSAS STATE (12-1-15)
	78	at Xavier (11-17-15)
	74	WOFFORD (11-13-15)
FIELD GOALS MADE	31	at Arizona (12/13/15)
	26	ARKANSAS STATE (12-1-15)
FIELD GOAL ATTEMPTS	68	ARKANSAS STATE (12-1-15)
	63	NORTHERN ILLINOIS (12-4-15)
FIELD GOAL PERCENTAGE	.564 (31-55)	at Arizona (12/13/15)
	.467 (21-45)	vs Northwestern (11-24-15)
3 PT FIELD GOALS MADE	10	vs Northwestern (11-24-15)
	10	WOFFORD (11-13-15)
3 PT FG ATTEMPTS	27	WOFFORD (11-13-15)
	23	NORTHERN ILLINOIS (12-4-15)
	23	vs Northwestern (11-24-15)
3 PT FG PERCENTAGE	.435 (10-23)	vs Northwestern (11-24-15)
	.421 (8-19)	ARKANSAS STATE (12-1-15)
FREE THROWS MADE	24	NC STATE (12-19-15)
	24	at Xavier (11-17-15)
FREE THROW ATTEMPTS	33	WOFFORD (11-13-15)
	31	OMAHA (12-9-15)
FREE THROW PERCENTAGE	.833 (20-24)	NORTHERN ILLINOIS (12-4-15)
	.828 (24-29)	at Xavier (11-17-15)
REBOUNDS	44	at Arizona (12/13/15)
	44	vs Kansas State (11-23-15)
ASSISTS	20	at Arizona (12/13/15)
	15	ARKANSAS STATE (12-1-15)
	15	vs Northwestern (11-24-15)
STEALS	9	OMAHA (12-9-15)
	9	at Xavier (11-17-15)
BLOCKED SHOTS	7	ARKANSAS STATE (12-1-15)
	4	NC STATE (12-19-15)
	4	at Arizona (12/13/15)
	4	at Xavier (11-17-15)
TURNOVERS	16	OMAHA (12-9-15)
	15	at Arizona (12/13/15)
FOULS	27	OMAHA (12-9-15)
	25	UMES (11-15-15)

TV/RADIO CHART

5-11 G FR  1	6-0 G SO  4	6-7 F SO  5	6-3 G FR  10
5-9 G R-SO  11	6-5 G SO  12	6-3 G JR  13	6-0 G JR  15
6-8 F SO  23	6-7 F FR  24	6-8 F JR  25	
6-7 F FR  32	6-4 G FR  33	6-10 F SR  44	

MIZZOU NUMERICAL ROSTER

No.	Name	Ht.	Wt.	Pos.	Yr.	Exp.	Hometown / High School / Previous School
1	Terrence Phillips	5-11	175	G	Fr.	HS	Orange County, Calif. / Oak Hill Academy (Va.)
4	Tramaine Isabell	6-0	178	G	So.	1L	Seattle, Wash. / Garfield H.S.
5	D'Angelo Allen	6-7	216	F	So.	1L	Dallas, Texas / Kimball H.S.
10	K.J. Walton	6-3	197	G	Fr.	HS	Brownsburg, Ind. / Brownsburg H.S.
11	Jimmy Barton	5-9	160	G	R-So.	RS	St. Louis, Mo. / DeSmet Jesuit H.S. / Houston Baptist
12	Namon Wright	6-5	202	G	So.	1L	Los Angeles, Calif. / Pacific Hills
13	Trevor Glassman	6-3	200	G	Jr.	TR	Bedford, N.H. / New Hampton School
15	Wes Clark	6-0	180	G	Jr.	2L	Detroit, Mich. / Romulus H.S.
23	Jakeenan Gant	6-8	212	F	So.	1L	Springfield, Ga. / Effingham County
24	Kevin Puryear	6-7	236	F	Fr.	HS	Blue Springs, Mo. / South H.S.
25	Russell Woods	6-8	225	F	Jr.	JC	Chicago, Ill. / Simeon High School / John A. Logan College (Ill.)
32	Adam Wolf	6-7	202	F	Fr.	HS	Beaver Dam, Wis. / Beaver Dam H.S.
33	Cullen VanLeer	6-4	200	G	Fr.	HS	Pacific, Mo. / Pacific H.S.
44	Ryan Rosburg	6-10	260	F	Sr.	3L	Chesterfield, Mo. / Marquette H.S.

MIZZOU COACHING STAFF

Coach	Position	Year	Alma Mater, Year
Kim Anderson	Head Coach	Second	Missouri, 1979, '81
Rob Fulford	Assistant Coach	Second	Marshall, 1997
Brad Loos	Assistant Coach	Second	Austin Peay State, 2002
Corey Tate	Assistant Coach	First	Missouri, 1997
Paul Rorvig	Basketball Operations	Second	Central Missouri, 2005
Steve Shields	Special Assistant to the Head Coach	First	Baylor, 1988, '92
Matt Herring	Athletic Performance	Second	Southwest Texas State, 1994