



2015-16 UNIVERSITY OF MISSOURI MEN'S BASKETBALL GAME NOTES

2015-16 SCHEDULE

DATE	OPPONENT	TV	SCORE/TIME (CT)
N 13 F	Wofford #	SECN +	W, 83-74
N 15 U	UMES #	SECN	W, 73-55
N 17 T	at Xavier (RV)	FS1	L, 78-66
N 23 M	vs. Kansas State &	ESPNU	L, 66-42
N 25 T	vs. Northwestern &	ESPN3	L, 67-62
D 1 T	Arkansas State	SECN	W, 88-78
D 4 F	Northern Illinois	SECN +	W, 78-71
D 9 W	Omaha	SECN	W, 85-78
D 13 U	at #13 Arizona	Pac-12 Networks	7 p.m.
D 19 S	NC State	SECN	5 p.m.
D 23 W	vs. Illinois %	ESPN2	6 p.m.
D 29 T	Arkansas-Pine Bluff	SECN +	8 p.m.
J 2 S	Savannah State	SECN +	2 p.m.
J 6 W	at Georgia *	SECN ^	6 p.m.
J 9 S	Auburn *	ESPN2	8 p.m.
J 12 T	Arkansas *	SECN ^	8 p.m.
J 16 S	at South Carolina *	SECN ^	Noon
J 20 W	Georgia *	SECN ^	6 p.m.
J 23 S	at Texas A&M *	SECN ^	3 p.m.
J 27 W	at Kentucky *	SECN ^	8 p.m.
J 30 S	Mississippi State *	SECN ^	7:30 p.m.
F 3 W	Ole Miss *	SECN ^	8 p.m.
F 6 S	at Alabama *	SECN ^	2 p.m.
F 10 W	at Vanderbilt *	SECN ^	8 p.m.
F 13 S	Tennessee *	SECN ^	2 p.m.
F 16 T	South Carolina *	SECN ^	6 p.m.
F 20 S	at Arkansas *	SECN ^	6:30 p.m.
F 23 T	at Ole Miss *	SECN ^	8 p.m.
F 27 S	Texas A&M *	ESPNU	3 p.m.
M 1 T	at LSU *	SECN ^	8 p.m.
M 5 S	Florida	SECN ^	6:30 p.m.
M 9-13	vs. SEC Tournament	SECN/ESPN ^	


Bold denotes home // * denotes SEC game
 # - CBE HOF Classic Host Games (Mizzou Arena, Columbia, Mo.)
 & - CBE HOF Classic Championship Rounds (Sprint Center, Kansas City, Mo.)
 & - Mizzou will play either North Carolina or Northwestern on Nov. 24
 % - 34th Annual Braggini' Rights Game (Scotttrade Center, St. Louis, Mo.)
 ^ - SEC Network broadcasts are additionally available through
 WatchESPN apps and the website, WatchESPN.com
 + - SEC Network + events are digitally exclusive events available on
 WatchESPN apps or WatchESPN.com

GAME

9

MIZZOU TIGERS (5-3) AT #13 ARIZONA WILDCATS (8-1)

SUNDAY, DEC. 13, 2015 // 7 P.M. (CT) // MCKALE CENTER // TUCSON, ARIZ.



@MIZZOUHOOPS

5-3

PTS/GAME	72.1
PTS ALLOWED/GAME	70.9
FG %	45.0
FG DEFENSE %	39.4
3-PT FG %	34.1
3-PT FG DEFENSE %	33.7
REB/GAME	34.5
REB ALLOWED/GAME	35.5
LEADING SCORER	PURYEAR (14.1)
LEADING REBOUNDER	WRIGHT (5.0)
LEADER IN ASSISTS	CLARK (3.6)

HEAD COACH..... Kim Anderson (Missouri, '79, '81)
 SCHOOL RECORD..... 14-26 (Second season)
 CAREER RECORD..... 288-121 (14th season)
 COACHING RECORD VS. ARIZONA..... 0-1

SERIES INFORMATION

ALL-TIME SERIES..... 2-1 Arizona
IN COLUMBIA..... N/A
IN TUCSON..... N/A
NEUTRAL SITE..... 2-1 Arizona
LAST MEETING..... L, 72-53
 Nov. 24, 2014 (Maui, Hawaii)

FOLLOW #MIZZOU


ON TELEVISION..... Pac-12 Networks
 7:10 p.m. CT
 Roxy Bernstein (Play-by-Play)
 Bill Walton (Analyst)
 Jill Savage (Producer)

ON RADIO..... Tiger Radio Network
 Mike Kelly (Play-by-Play)
 Gary Link (Analyst)
 Matt Winegardner (Engineer)

ONLINE..... @MizzouHoops



NETWORKS



@PLAYERSPROGRAM

8-1

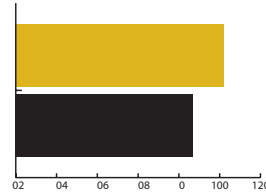
PTS/GAME	75.4
PTS ALLOWED/GAME	63.9
FG %	45.8
FG DEFENSE %	42.3
3-PT FG %	29.9
3-PT FG DEFENSE %	30.4
REB/GAME	40.8
REB ALLOWED/GAME	30.4
LEADING SCORER	ANDERSON (15.8)
LEADING REBOUNDER	ANDERSON (9.4)
LEADER IN ASSISTS	ALLEN (3.7)

HEAD COACH..... Sean Miller (Pittsburgh, '92)
 SCHOOL RECORD..... 171-53 (7th season)
 CAREER RECORD..... 291-100 (12th season)
 COACHING RECORD VS. MISSOURI..... 2-0

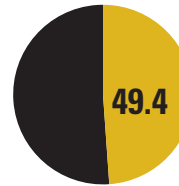
#ZOUNOTES

- ▶ Mizzou Men's Basketball hits the road to face No. 13 Arizona (8-1) at the McKale Center in Tucson, Ariz., on Sunday, Dec. 13. The game will tipoff at 7 p.m. CT on the Pac-12 Networks.
- ▶ The Tigers (5-3) scored in bunches to defeat Omaha on Dec. 9, winning by a score of 85-78. Freshmen **Kevin Puryear** and **Terrence Phillips** led the way with 18 and 14 points, respectively.
- ▶ Puryear has 113 points through the first eight games of his freshman season, putting him on pace amongst the likes of Mizzou greats Steve Stipanovich (133), Jevon Crudup (112) and Kelly Thames (108).
- ▶ Mizzou is averaging 72.1 points per game after eight games, an improvement from last season's eight-game average of 63.9.
- ▶ Sophomore guard **Namon Wright** has improved his game in two distinct ways: rebounding and drawing fouls. Wright is averaging 5.0 rebounds per game a season after averaging just 2.3. He has already attempted 34 free throws after taking just 18 in 2014-15.

#ZOUSTATS



The Tigers have compiled 102 assists through eight games this season, an improvement from last season's eight-game mark of 87.



Mizzou's freshmen (Phillips, Puryear, Walton, VanLeer) have combined to score nearly half of the team's points through seven games (285 of 577).

PROJECTED #MIZZOU LINEUP

 G 1 terrence PHILLIPS FR // 5-11 // 175 // ORANGE COUNTY, CALIF.	 G 15 wes CLARK JR // 6-0 // 180 // DETROIT, MICH.	 G 12 namon WRIGHT SO // 6-5 // 202 // LOS ANGELES, CALIF.	 F 24 kevin PURYEAR FR // 6-7 // 236 // BLUE SPRINGS, MO.	 F 44 ryan ROSBURG SR // 6-10 // 260 // CHESTERFIELD, MO.																																								
@FloorGeneral103 <table border="1"> <tr><th>PPG</th><th>RPG</th><th>APG</th><th>SPG</th></tr> <tr><td>10.0</td><td>3.3</td><td>3.1</td><td>1.4</td></tr> </table> <ul style="list-style-type: none"> ▶ 14 points vs. Omaha (Dec. 9) ▶ 7 assists (season-high) vs. Ark. St. ▶ 16 points vs. Northwestern, a new season-high (3-of-6 three-pointers) 	PPG	RPG	APG	SPG	10.0	3.3	3.1	1.4	@Im_back_15 <table border="1"> <tr><th>PPG</th><th>RPG</th><th>APG</th><th>SPG</th></tr> <tr><td>7.8</td><td>3.3</td><td>3.6</td><td>0.9</td></tr> </table> <ul style="list-style-type: none"> ▶ Returned to lineup after right elbow dislocation caused him to miss final eight games of 2014-15 ▶ Averaged 10.1 PPG last season 	PPG	RPG	APG	SPG	7.8	3.3	3.6	0.9	@kharyw <table border="1"> <tr><th>PPG</th><th>RPG</th><th>APG</th><th>SPG</th></tr> <tr><td>9.6</td><td>5.0</td><td>1.6</td><td>0.5</td></tr> </table> <ul style="list-style-type: none"> ▶ 18 points off the bench in win vs. Wofford (Nov. 13) ▶ Career-high 28 points vs. Florida last season 	PPG	RPG	APG	SPG	9.6	5.0	1.6	0.5	@CallMe_KP24 <table border="1"> <tr><th>PPG</th><th>RPG</th><th>SPG</th><th>APG</th></tr> <tr><td>14.1</td><td>4.8</td><td>0.4</td><td>0.5</td></tr> </table> <ul style="list-style-type: none"> ▶ Double digit scoring in seven of eight games this season ▶ KC Star Metro Player of the Year as a senior at Blue Springs South 	PPG	RPG	SPG	APG	14.1	4.8	0.4	0.5	@RyRos44 <table border="1"> <tr><th>PPG</th><th>RPG</th><th>APG</th><th>BPG</th></tr> <tr><td>4.1</td><td>3.6</td><td>0.4</td><td>0.5</td></tr> </table> <ul style="list-style-type: none"> ▶ 10 points (5-of-9 FG) vs. Ark. St. ▶ 8 points, 9 rebounds in 28 minutes vs. Northwestern (Nov. 24) ▶ Had 7 points through first 4 games 	PPG	RPG	APG	BPG	4.1	3.6	0.4	0.5
PPG	RPG	APG	SPG																																									
10.0	3.3	3.1	1.4																																									
PPG	RPG	APG	SPG																																									
7.8	3.3	3.6	0.9																																									
PPG	RPG	APG	SPG																																									
9.6	5.0	1.6	0.5																																									
PPG	RPG	SPG	APG																																									
14.1	4.8	0.4	0.5																																									
PPG	RPG	APG	BPG																																									
4.1	3.6	0.4	0.5																																									

PROJECTED ARIZONA LINEUP

G 1 GABE YORK (SR, 6-3, 190) 13.9 PPG // 3.6 RPG // 2.1 APG	G 5 KADEEM ALLEN (JR, 6-3, 200) 7.7 PPG // 3.7 RPG // 3.7 APG	F 11 ALLONZO TRIER (FR, 6-6, 210) 13.0 PPG // 3.0 RPG // .816 FT%	F 12 RYAN ANDERSON (SR, 6-9, 235) 15.8 PPG // 9.4 RPG // .523 FG%	C 14 DUSAN RISTIC (SO, 7-0, 255) 6.1 PPG // 5.9 RPG // .429 FT%
---	---	---	---	---

QUICK FACTS

INSTITUTIONAL INFORMATION

Location _____ Columbia, Mo.
 Founded: _____ 1839
 Enrollment: _____ 35,050
 Nickname: _____ Tigers
 Colors: _____ Old Gold and Black
 Arena (Capacity): _____ Mizzou Arena (15,061)
 Conference: _____ Southeastern
 Interim System President: _____ Mike Middleton
 Phone _____ 573-882-2011
 Interim Chancellor: _____ Hank Foley
 Phone: _____ 573-882-3387
 Director of Athletics: _____ Mack Rhoades
 Department Phone: _____ 573-882-6501
 Ticket Office Phone: _____ 573-884-7297
 _____ 800-228-7297

THE MIZZOU TIGERS

Head Coach: _____ Kim Anderson (Second season)
 _____ University of Missouri, 1979, '81
 Missouri Record _____ 14-26 (2nd season)
 Overall Record: _____ 288-121 / .704 (14th season)
 Assistant Coaches: _____ Rob Fulford (Second season)
 _____ Brad Loos (Second season)
 _____ Corey Tate (First season)
 Special Assistant to the Head Coach _____
 _____ Steve Shields (First season)
 Basketball Operations: _____ Paul Rorvig
 _____ (Second season)
 Basketball Performance: _____ Matt Herring
 _____ (Second season)
 Operations Assistant _____ John Poettgen
 Graduate Assistants: _____ Brett Anderson
 _____ Jon Gilliam
 2014-15 Record: _____ 9-23
 SEC Record (Finish): _____ 3-15 (14th)
 Starters Returning / Lost: _____ 3/2
 Lettermen Returning / Lost: _____ 6/5

STRATEGIC COMMUNICATIONS

Senior Assoc. Athletics Director: _____ Ryan Bradley
 Office Phone _____ 573-882-9805
 E-Mail: _____ bradleyry@missouri.edu
 Associate Athletics Director: _____ Chad Moller
 Office Phone: _____ 573-882-0712
 E-Mail: _____ mollerc@missouri.edu
Men's Basketball Contact: _____ Patrick Crawford
Office Phone: _____ 573-882-2531
E-Mail: _____ crawfordpa@missouri.edu
 Associate Director: _____ Kate Lakin
 Assistant Director: _____ Shawn Davis
 Assistant Director: _____ Tyler Koonce
 Assistant Director: _____ Andy Oldenburg
 Web Coordinator: _____ Kevin Fletcher
 Digital Media: _____ Ali Fisher
 Associate (Secondary Contact): _____ Andrew Melroe
 E-Mail: _____ melroea@missouri.edu
 Twitter/Instagram _____ @MizzouHoops
 Website: _____ mutigers.com

Pro-nun-SEE-A-shun GUIDE

Kevin Puryear _____ Per-YEAR
 Namon Wright _____ NAY-mun

KIM ANDERSON



HOMETOWN
 Sedalia, Mo.
HIGH SCHOOL
 Smith-Cotton
TWITTER
 @CoachAndersonMU
FAMILY
 Wife, Melissa
 Son, Ryan
 Son, Brett

In his second season leading the Mizzou Men's Basketball program, head coach **Kim Anderson** continues to turn the Tigers in the right direction, both on and off the court. With five newcomers on the 2015-16 roster that his staff personally recruited, Anderson hopes a higher comfort level and familiarity amongst his squad will translate into better team basketball. The Tigers already did their part in the offseason, posting the highest summer session grade point average for a Mizzou team in more than five seasons.

The Tiger leader took on the role of architect during the summer of 2014, beginning with establishing an identity for the Mizzou program. It would be built to last, with sturdy roots of character, discipline and competitiveness to reignite the passion of the many Black & Gold fans who clamor into Mizzou Arena. The first step was finding student-athletes, so Anderson and his staff brought in five freshmen and a graduate transfer for a total of six new faces. The following step was to get the newcomers and returning players to work as a team, which is not as simple of a process as it sounds.

Anderson knew sustained success could start with bumps in the road, and as the inexperience and unfamiliarity between his Tigers began to show down the stretch of the 2014-15 season, it became clear that changes would need to be made. Following Mizzou's 9-23 season, Anderson made it known what he and his staff's focuses would be going forward into the offseason. For the offseason, the Tiger coaching staff emphasized academic achievement, staff efficiency, athletic performance, team chemistry and a targeted recruiting focus.

2015-16 MIZZOU ROSTER

#	Name	Ht.	Wt.	Pos.	Yr.	Exp.
1	Terrence Phillips	5-11	175	G	Fr.	HS Orange County, Calif. / Oak Hill Academy (Va.) Note: 88-4 record as starting point guard at Oak Hill
4	Tramaine Isabell	6-0	178	G	So.	1L Seattle, Wash. / Garfield H.S. Note: Multiple assists in eight games in 14-15
5	D'Angelo Allen	6-7	216	F	So.	1L Dallas, Texas / Kimball H.S. Note: Started last 8 games of 14-15 season
10	K.J. Walton	6-3	197	G	Fr.	HS Brownsburg, Ind. / Brownsburg H.S. Note: Former 103rd-ranked <i>Rivals.com</i> prospect
11	Jimmy Barton	5-9	160	G	R-So.	RS St. Louis, Mo. / DeSmet Jesuit H.S. / Houston Baptist Note: Walk-on with 13 games at H-Baptist in 13-14
12	Namon Wright	6-5	202	G	So.	1L Los Angeles, Calif. / Pacific Hills Note: Averaged 13.6 PPG in last five games of 14-15
13	Trevor Glassman	6-3	200	G	Jr.	TR Bedford, N.H. / New Hampton School / Manhattan Note: Walk-on, sitting out the 2015-16 season after transfer
15	Wes Clark	6-0	180	G	Jr.	2L Detroit, Mich. / Romulus H.S. Note: Returns after season-ending inj. to right elbow
23	Jakeenan Gant	6-8	212	F	So.	1L Springfield, Ga. / Effingham County Note: Won Mizzou's annual Black & Gold dunk contest
24	Kevin Puryear	6-7	236	F	Fr.	HS Blue Springs, Mo. / South H.S. Note: 20.1 pts., 7.8 reb. per game as a senior
25	Russell Woods	6-8	225	F	Jr.	JC Chicago, Ill. / Simeon High School / John A. Logan College (Ill.) Note: 14.1 pts., 7.2 reb. per game at JUCO in 14-15
32	Adam Wolf	6-7	202	F	Fr.	HS Beaver Dam, Wis. / Beaver Dam H.S. Note: Walk-on who avg. 17.0 pts. per game as senior
33	Cullen VanLeer	6-4	200	G	Fr.	HS Pacific, Mo. / Pacific H.S. Note: 23.5 pts., 7.3 reb. per game as a senior
44	Ryan Rosburg	6-10	260	F	Sr.	3L Chesterfield, Mo. / Marquette H.S. Note: 53 career starts at Mizzou, 104 career app.



Back Row: Trainer Pat Beckmann, Graduate Assistant Jon Gilliam, Special Assistant to the Head Coach Steve Shields, Athletic Performance Coach Matt Herring, Director of Basketball Operations Paul Rorvig, Head Coach Kim Anderson, Assistant Coach Corey Tate, Assistant Coach Brad Loos, Assistant Coach Rob Fulford, Operations Assistant John Poettgen, Graduate Assistant Brett Anderson.

Front Row: Russell Woods (25), Kevin Puryear (24), Terrence Phillips (1), Wes Clark (15), K.J. Walton (10), Jimmy Barton (11), Tramaine Isabell (4), Cullen VanLeer (33), Namon Wright (12), Adam Wolf (32), D'Angelo Allen (5), Ryan Rosburg (44), Jakeenan Gant (23).

NOTEWORTHY NOTES

LAST TIME OUT

- ▶ Mizzou (5-3) improved to 5-0 at home this season with its 85-78 win over Omaha (Dec. 9). The 85 points are the second-highest single-game total this season and the third 80-plus point game this season for the Tigers.
- ▶ The Tigers' strong defense led to a season-high nine steals. The team's last nine-plus steal game was on Jan. 29, 2015, against Kentucky.
- ▶ Mizzou's defense forced a season-high 16 Omaha turnovers. The last time a Tigers' opponent committed 16-plus turnovers was on Jan. 8, 2015, against LSU.
- ▶ Freshman forward **Kevin Puryear** paced the Tigers' offense with 18 points, marking his fourth consecutive double-digit point game and seventh overall this season.
- ▶ Puryear's eight rebounds set a new season-high in the category, surpassing his previous best of seven on Dec. 1, against Arkansas State.
- ▶ Freshman guard **Terrence Phillips** knocked down three 3-pointers in the first half, matching his season-high in just the first 20 minutes of play.

WHEN K.P. AND T.P. GET GOING...

- ▶ Mizzou's **Kevin Puryear** and **Terrence Phillips** are the Tigers' top two leading scorers through eight games, with the freshmen averaging 14.1 and 10.0 points per game, respectively.
- ▶ Puryear or Phillips have combined to be Mizzou's No. 1 and No. 2 scorers in the latest two wins for the Tigers: 78-71 vs. Northern Illinois (Dec. 4) and 85-78 vs. Omaha (Dec. 9).
- ▶ The duo nearly keyed Mizzou to a comeback win vs. Northwestern (Nov. 24) in the CBE Hall of Fame Classic in Kansas City's Sprint Center. After trailing by 14 points at the halftime break, Phillips (13) and Puryear (7) combined for 20 points to pull the Tigers within three points with 0:34 left in the game. The Wildcats ultimately pulled out the win, despite the strong second half effort from

SHARP-SHOOTING TIGERS

- ▶ Mizzou's **Kevin Puryear** (21-of-36, 58.3), **Terrence Phillips** (18-of-32, 56.3) and **Ryan Rosburg** (13-of-24, 54.2) are all shooting 50.0 percent or better from the field over the Tigers' last four games.

BLOCK PARTY

- ▶ Mizzou sophomore forward **Jakeenan Gant** has recorded a block in 7-of-8 games and has a team-leading nine so far in the 2015-16 campaign.
- ▶ Gant has already surpassed the halfway point of his 2014-15 total (14), which he reached in 23 games.

#RALLYFORRHYAN

- ▶ Rhyan Loos, the 5-year-old daughter of assistant Mizzou coach **Brad Loos** and his wife, Jen, has been diagnosed with neuroblastoma, a type of pediatric cancer. The Mizzou Men's Basketball program will be supporting Rhyan and the Loos Family throughout the season.
- ▶ To find out more about Rhyan and how you can offer support, visit www.mutigers.com/RallyForRhyan.



BY THE NUMBERS

16

▶ Mizzou has the 16th-youngest roster in all of Division I basketball this season, according to Ken Pomeroy (kenpom.com). Head coach Kim Anderson's team ranks 336 out of 351 teams in terms of experience.

18

▶ Mizzou recorded 18 assists as a team vs. Northern Illinois (Dec. 4), its most in the Kim Anderson era and the most since March 1, 2014, vs. Mississippi State.

5

▶ Mizzou has five scholarship newcomers, including four talented freshmen and an experienced JUCO transfer. In total, the squad features eight freshmen/sophomores out of its 12 allocated scholarships.

GAME PREVIEW - #13 ARIZONA

ABOUT ARIZONA

- ▶ No. 13 Arizona (8-1) was picked No. 1 in the Pac-12 Preseason Poll a season after reaching a second consecutive NCAA Elite Eight. The Wildcats lone blemish came at the Wooden Legacy Tournament against Providence, a 69-65 setback in Anaheim, Calif.
- ▶ Led by head coach **Sean Miller**, Arizona has compiled the longest active home winning streak in the nation, which stands at 43 consecutive games at the McKale Center.
- ▶ Arizona is powered by standout senior forward **Ryan Anderson**, who nearly averages a double-double at 15.8 points and 9.4 rebounds per game.

CLOSER LOOK AT THE WILDCATS

- ▶ Arizona have played in front of more than 14,000 people each game at the McKale Center, propelling the Wildcats to a 5-0 home record.
- ▶ Miller's squad has outscored opponents by an 11.6 margin, on average. In its most recent home action, Arizona turned away Fresno State (Dec. 9) by a score of 85-72.
- ▶ Also scoring in double digits for the Wildcats are senior guard **Gabe York** and freshman guard **Allonzo Trier**, who are averaging 13.9 and 13.0 points per game, respectively.

MOVIE SCOUTING REPORT

- THE IRON GIANT (1999)**
Senior forward **Ryan Anderson** has pulled down a team-high 22 offensive rebounds through nine games, an average of 2.4 per game.
- A BUG'S LIFE (1998)**
Junior guard **Kadeem Allen** has totaled 13 steals, the most on his squad.
- DESPICABLE ME (2010)**
Senior guard **Gabe York** averages 11.6 field goal attempts per game.

EFFICIENT WOODS




- ▶ Junior forward **Russell Woods** has carved out a special place in head coach **Kim Anderson's** rotation due to his selective nature, a trait that has ballooned Woods' field goal percentage to 81.0 percent (17-of-21 FG) this season.
- ▶ Woods has logged 13.5 minutes per game through Mizzou's first eight games of the season and played a season-high 19 minutes vs. Kansas State (Nov. 23). He has played 15 minutes or more in four contents thus far in the 2015-16 season.
- ▶ The junior college transfer out of John A. Logan College, Woods averaged 14.1 points and 7.2 rebounds per game and shot 61-percent from the field during the 2014-15 season.

QUOTING COACH A
After Omaha win on Wednesday, Dec. 9

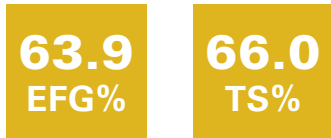
On Russell Woods shooting the ball...

"He doesn't try to do something he can't do. That's the great thing about Russ. He knows where he can score from and those are the shots he takes. You very rarely see him get very far from the basket unless he's coming out to set a screen. That's smart and he made some shots for us tonight that were important. He's really learning to play within himself and we need that from everybody. He's still really active."

SPEAKING OF EFFICIENCY, ENTER PHILLIPS



- ▶ Freshman guard **Terrence Phillips** has shown he has a capable jump shot and chooses when to use it wisely. Phillips **ranks in the Top 100 nationally** in both effective field goal percentage and true shooting percentage.



- ▶ Phillips ranks **76th nationally** in effective field goal percentage, a statistic that adjusts towards three-pointers being worth 50 percent more than two-pointers. Phillips has hit on 11-of-25 from three-point range, with 11 of his 29 field goals this season coming from beyond the arc.
- ▶ The Tigers' freshman point guard also ranks **83rd nationally** in true shooting percentage, a statistic that measures success of field goals, three-pointers and free throws. Phillips is shooting 53.7 percent on overall field goals, 44.0 percent on three-pointers and 78.6 percent on free throws.

PURYEAR COMES UP BIG LATE

- ▶ Mizzou freshman forward **Kevin Puryear** scored 13 of his 17 points vs. Northern Illinois (Dec. 4) in the second half, but did even more damage after subbing back into action with 4:16 left in the game.
- ▶ Puryear scored seven points in the last 2:30 of action, shooting a perfect 3-for-3 and completing a three-point play with 58 seconds left.

ALWAYS BETTER TO GIVE

- ▶ Mizzou recorded 18 assists (on 28 field goals) as team in the 78-71 win vs. Northern Illinois (Dec. 4), the highest total of assists in the Kim Anderson era.
- ▶ The Tigers last posted 18 assists or more with 19 against Mississippi State on March 1, 2014.

GETTING TO THE LINE

- ▶ Mizzou is shooting 24.4 free throws per game to start the 2015-16 season, a welcome sign of improvement in an area of need from a season ago. The Tigers averaged just 17.5 attempts from the charity stripe last season.
- ▶ Most noticeably, sophomore guard **Namon Wright** has made it a focus to earn more trips to the free throw line. Wright (27-of-34 FT) has already surpassed his free throw makes and attempts from last season (10-of-18 FT). Wright is Mizzou's second-leading foul shooter behind freshman forward **Kevin Puryear** (29-of-36 FT).

STRONG DEBUT FOR PURYEAR

- ▶ Freshman forward **Kevin Puryear** averaged 16.5 points per game over the first two games of his collegiate career.
- ▶ With his 20-point outburst in Mizou's season-opening, 83-74 win vs. Wofford (Nov. 13), Puryear joined an exclusive list of debuts.
- ▶ Other 20-point Tiger freshman debuts in the last 40 years: Montaque Gill-Ceaser, 21 points vs. UMKC (Nov. 14, 2014), Jevon Crudup, 22 points at Rutgers (Nov. 27, 1990), Steve Stipanovich, 23 points vs. Southwest Texas State (Nov. 30, 1979).

WALTON TO THE LINE

- ▶ Freshman guard **K.J. Walton** earned the start for Mizou in its season-opener vs. Wofford (Nov. 13), but was called upon from the bench vs. UMES (Nov. 15). The slight change did not faze Walton, as the newcomer surged in the second half, scoring 11 points and shooting 9-of-10 at the free throw line.
- ▶ At just the second game of the 2015-16 season, Walton's aggressive play already holds significance. Only one game occurred during the 2014-15 season in which a Mizou guard took 10 or more free throw attempts.

SOLO SENIOR

- ▶ Senior forward **Ryan Rosburg** is the first Mizou senior on the team's roster to have spent his entire eligibility in the program since the 2012-13 season.
- ▶ Laurence Bowers was a redshirt senior that season, in which Rosburg was a true freshman.

SEC FEARFUL OF CLARK'S RETURN

- ▶ Junior guard **Wes Clark** averaged 11.7 points per game in Mizou's 11 Southeastern Conference games before he was sidelined for the remainder of the 2014-15 season due to his right elbow dislocation.
- ▶ That average would have ranked tied for 20th among fellow SEC players if Clark had appeared in 75 percent of the Tigers' conference contests.

STRONG START FOR PURYEAR



- ▶ Freshman forward **Kevin Puryear** has been a go-to option for Mizou's offense to start the 2015-16 season. Puryear leads the Tigers with his 14.1 points per game.
- ▶ Puryear started his first collegiate campaign with three-straight games scoring in double figures. In Mizou's season-opener vs. Wofford (Nov. 13), the Tiger newcomer dropped a team-leading 20 points.
- ▶ Through Mizou's first eight games of the 2015-16 season, Puryear has scored in double figures in seven contests.
- ▶



MIKE YOUNG

Wofford Head Coach on Friday, Nov. 13

On Puryear's breakout game vs. Wofford...

"I think as much as anything, with it being early in the year and he being a true freshman, we had some high school film on him, but just not quite enough. He made a three, or two, and he's a little bit bigger and a little wider than we thought he was. We just weren't as familiar with him. That's a pretty good kick-start to a year for that young man. He was good."

PHILLIPS TURNING HEADS EARLY



CHRIS COLLINS

Northwestern Head Coach on Tuesday, Nov. 24

On Phillips' performance vs. Northwestern...

"I thought he played great. I've always been a big fan of his. I remember seeing him a couple times last year when he played for Oak Hill. Just always loving his energy. I love high energy guys. Energy is infectious. I thought Phillips, when they were struggling, I thought he was the guy who was the catalyst to get them going."



BOBBY COLLINS

Maryland-Eastern Shore Head Coach on Sunday, Nov. 15

On Phillips' performance vs. Maryland-Eastern Shore...

"The surprise was Phillips. He hit some big shots for them. It seemed like he was on the end of every big run they had. I see that he was 3-of-4 from the three and he did a very good job of knocking down those shots. Shots that we were not counting on."

LAST GAME

Omaha vs Mizzou

12-9-15 7:01 p.m. at Columbia, Mo. // Mizzou Arena

VISITORS: Omaha 4-5

##	Player	tot-fg		3-pt		rebounds												
		fg	fga	fg	fga	ft	fta	of	de	tot	pf	tp	a	to	blks	min		
03	PATTERSON	*	6	14	2	6	3	9	0	4	4	4	17	7	3	0	2	34
15	THURMAN	*	2	7	0	2	5	6	1	1	2	5	9	1	2	1	0	27
21	JACKSON	*	1	4	1	3	0	0	1	2	3	4	3	0	0	0	2	24
24	HOLLINS	*	3	11	0	5	7	7	0	0	0	4	13	1	1	1	3	25
43	WHITE	*	6	8	1	1	5	5	2	8	10	3	18	1	4	0	2	32
02	REED		2	4	0	0	1	2	0	0	0	3	5	0	3	0	0	13
04	ERICKSON		1	3	0	1	2	2	0	1	1	0	4	0	0	0	0	12
05	SMALLWOOD		2	6	1	4	0	0	1	6	7	1	5	3	1	0	0	18
25	NEWSOME		0	0	0	0	0	0	2	0	2	1	0	1	2	0	0	4
32	MEYER		2	4	0	0	0	0	0	0	0	0	4	0	0	0	0	8
33	PIROG		0	0	0	0	0	0	0	0	0	1	0	0	0	1	0	3
TEAM																		
Totals.....			25	61	5	22	23	31	9	25	34	27	78	14	16	3	9	200

TOTAL FG%	1st Half: 10-30 33.3%	2nd Half: 15-31 48.4%	Game: 41.0%	DEADBALL
3-Pt. FG%	1st Half: 2-12 16.7%	2nd Half: 3-10 30.0%	Game: 22.7%	REBOUNDS
F Throw %	1st Half: 8-10 80.0%	2nd Half: 15-21 71.4%	Game: 74.2%	4

HOME TEAM: Mizzou 5-3

##	Player	tot-fg		3-pt		rebounds												
		fg	fga	fg	fga	ft	fta	of	de	tot	pf	tp	a	to	blks	min		
01	PHILLIPS, Terrence	*	5	10	3	5	1	2	0	2	2	5	14	1	4	0	2	26
12	WRIGHT, Namon	*	1	6	0	2	7	8	0	7	7	2	9	4	3	0	1	30
15	CLARK, Wes	*	2	8	0	3	4	5	1	1	2	2	8	4	3	1	1	27
24	PURYEAR, Kevin	*	5	8	1	2	7	8	2	6	8	2	18	1	1	0	1	25
44	ROSBURG, Ryan	*	2	4	0	0	0	0	1	2	3	4	4	1	2	0	0	19
04	ISABELL, Tramaine		0	0	0	0	2	4	0	2	2	1	2	1	3	0	1	9
10	WALTON, K.J.		3	3	1	1	3	4	0	2	2	2	10	0	1	0	2	10
23	GANT, Jakeenan		3	6	0	0	5	7	1	4	5	0	11	0	1	2	1	20
25	WOODS, Russell		3	3	0	0	0	0	1	1	2	3	6	0	0	0	0	15
33	VANLEER, Cullen		1	4	1	3	0	0	0	3	3	3	3	1	0	0	0	19
TEAM																		
Totals.....			25	52	6	16	29	38	6	31	37	24	85	13	18	3	9	200

TOTAL FG%	1st Half: 14-28 50.0%	2nd Half: 11-24 45.8%	Game: 48.1%	DEADBALL
3-Pt. FG%	1st Half: 4-10 40.0%	2nd Half: 2-6 33.3%	Game: 37.5%	REBOUNDS
F Throw %	1st Half: 5-7 71.4%	2nd Half: 24-31 77.4%	Game: 76.3%	5

Officials: Mike Nance, Ron Groover, Bart Lenox
 Technical fouls: Omaha-THURMAN. Mizzou-None.
 Attendance: 5022

Score by Periods	1st	2nd	Total
Omaha	30	48	78
Mizzou	37	48	85

@MIZZOUHOOPS TOPPLES OMAHA 85-78 FOR THIRD CONSECUTIVE WIN



Mizzou Men's Basketball (5-3) used a balanced scoring attack and an opportunistic defense in its 85-78 victory Dec. 9 over Omaha (4-5). The win moved the Tigers' home record to a perfect 5-0 this season.

Mizzou's offense was led by freshman forward **Kevin Puryear** (Blue Springs, Mo.), as he finished with 18 points and a career-high eight rebounds. Puryear's strong night marked his fourth consecutive double-digit scoring game and seventh overall this season.

Freshman guard **Terrence Phillips** (Orange County, Calif.) knocked down a trio of three-pointers in the first half, matching his season-high in just the first 20 minutes of play. Phillips finished with 14 points, marking his second-highest scoring effort of the season and fourth double-digit game.

The Tigers' defense forced a season-high 16 turnovers, leading to 23 of its 85 total points on the night. The Tigers' 85 points was their second-highest single-game total this season and their third 80-plus point game for the 2015-16 season.

Mizzou's defense limited Omaha to 10-of-30 (33.3-percent) shooting in the first half, keying a 10-0 scoring run midway through the opening half to stretch their lead to 30-18. Mizzou's front-court attack took control in the first half, outscoring the Mavericks 18-8 down low in the paint.

Seven Tigers reached the scoreboard in the first half as the team shot 50-percent (14-for-28) from the field. The second half kicked off in similar fashion for the home team as Mizzou used an early 14-6 run to extend its largest lead of the game to 15 points.

The Mavericks shot well overall in the second half, but effective free throw shooting down the stretch propelled the Tigers to the victory. Mizzou knocked in 29-of-38 (76.3-percent) from the charity stripe Wednesday, including 24-of-31 (77.4-percent) in the second half alone.

Sophomore forward **Jakeenan Gant** (Springfield, Ga.) and freshman guard **K.J. Walton** (Brownsburg, Ind.) rounded out the Tigers' double-digit scorers, as they finished with 11 and 10 points, respectively.



TERRENCE PHILLIPS

FR | G | 5-11 | 175
Orange County, Calif.
Oak Hill Academy (Va.)

LAST GAME (OMAHA 12-9-15)

FG	FGA	3FG	FGA	FT	FTA	REB	AST	PTS
5	10	3	5	1	2	2	1	14

PHILLIPS 2015-16 GAME-BY-GAME

Opponent	Date	GS	Min	FG	FGA	Pct	3FG	FGA	Pct	FT	FTA	Pct	Off	Def	Tot	Avg	PF	FO	A	TO	Blk	Stl	Pts	Avg
WOFFORD	11-13-15	*	29	2-5	.400	0-1	.000	3-4	.750	0	3	3	3	3	3.0	3	0	3	2	0	0	7	7.0	
UMES	11-15-15	*	27	5-7	.714	3-4	.750	0-0	.000	1	2	3	3	3.0	3	0	2	1	0	1	1	13	10.0	
at Xavier	11-17-15	*	12	1-2	.500	1-2	.500	0-0	.000	0	1	1	2.3	4	0	0	2	0	0	3	7.7			
vs Kansas State	11-23-15	*	24	3-8	.375	0-2	.000	0-0	.000	0	6	6	3.3	2	0	2	5	0	1	6	7.3			
vs Northwestern	11-24-15	*	31	6-11	.545	3-6	.500	1-1	1.000	0	6	6	3.8	5	1	4	4	1	4	16	9.0			
ARKANSAS ST.	12-1-15	*	23	2-4	.500	0-2	.000	4-4	1.000	0	4	4	3.8	4	0	7	0	0	1	8	8.8			
NORTHERN ILL.	12-4-15	*	35	5-7	.714	1-3	.333	2-3	.667	0	1	1	3.4	4	0	6	5	0	2	13	9.4			
OMAHA	12-9-15	*	26	5-10	.500	3-5	.600	1-2	.500	0	2	2	3.3	5	1	1	4	0	2	14	10.0			
at Arizona	12-13-15																							
NC STATE	12-19-15																							
vs Illinois	12-23-15																							
ARKANSAS-PB	12-29-15																							
SAVANNAH ST	1-2-16																							
at Georgia	1-6-16																							
AUBURN	1-9-16																							
ARKANSAS	1-12-16																							
at S. Carolina	1-16-16																							
GEORGIA	1-20-16																							
at Texas A&M	1-23-16																							
at Kentucky	1-27-16																							
MISSISSIPPI ST	1-30-16																							
OLE MISS	2-3-16																							
at Alabama	2-6-16																							
at Vanderbilt	2-10-16																							
TENNESSEE	2-13-16																							
S. CAROLINA	2-16-16																							
at Arkansas	2-20-16																							
at Ole Miss	2-23-16																							
TEXAS A&M	2-27-16																							
at LSU	3-1-16																							
FLORIDA	3-5-16																							

2015-16 (FRESHMAN):

- Second-straight game in double digits with 14 (5-of-10 FG, 3-of-5 3PT, 1-of-2 FT) vs. Omaha (Dec. 9), hitting three 3-pointers for the third time.
- Season-high seven assists in the win vs. Arkansas State (Dec. 1).
- Nearly willed Mizzou to a comeback vs. Northwestern (Nov. 23), scoring 13 of his 16 points (6-of-11 FG) after the break of the 67-62 result.
- Rained in 3-of-4 from three-point land en route to 13 points vs. UMES (Nov. 14), playing 27 minutes in his second career start.
- Earned the start in his collegiate debut vs. Wofford (Nov. 13), recording 7 points, 3 assists and 3 rebounds in 29 minutes.

OAK HILL ACADEMY:

- Led national powerhouse Oak Hill Academy (Mouth of Wilson, Va.) to an 88-4 record as the team's starting point guard his last two seasons.
- Averaged 8.7 assists, 7.7 points and 4.2 steals per game while leading Oak Hill to a 47-1 season as a senior, with the squad also

spending 10 weeks as the nation's No. 1-ranked boys basketball team.

- Broke Oak Hill's career assists record that was previously held by former North Carolina standout Jeff McInnis.

PERSONAL:

- Son of Alice Knox and Ted Phillips, and born on Jan. 12, 1996, in Los Angeles, California.
- Athlete he most looks up to and models his game after is Chris Paul.
- Favorite TV show is 'Friends'.
- Considered Mizzou the most in the recruiting process due to the Tigers coaching staff's ongoing presence.
- Mentions NBA star Kobe Bryant as the most influential person he has ever met.

#1 AT A GLANCE

2015-16 Career

Scored 5+ points	7	-
Scored 10+ points	3	-
Scored 15+ points	1	-
Hit 2+ 3-pointers	3	-
Recorded 3+ rebounds	5	-
Dished 3+ assists	4	-
Played 20+ minutes	7	-
Played 30+ minutes	2	-

#1 GAME HIGHS

2015-16 Career

16, vs. Northwestern	-
11-24-15	PTS
6, vs. Northwestern	-
11-24-15	FGM
11, vs. Northwestern	-
11-24-15	FGA
3, 3 times	-
	3PTM
6, vs. Northwestern	-
11-24-15	3PTA
4, Arkansas State	-
12-1-15	FTM
4, Twice	-
	FTA
6, Twice	-
	REB
7, Arkansas State	-
12-1-15	ASST
1, vs. Northwestern	-
11-24-15	BLKS
4, vs. Northwestern	-
11-24-15	STLS
35, Northern Illinois	-
12-4-15	MIN

PHILLIPS CAREER STATS

SEASON	G-GS	MIN	MPG	FG-A	FG%	3FG-A	3FG%	FT-A	FT%	REB / AVG.	AST / TO	BS / S	TP	AVG.
2015-16	8-8	207	25.9	29-54	.537	11-25	.440	11-14	.786	26 / 3.3	25 / 23	1 / 11	80	10.0
TOTAL	8-8	207	25.9	29-54	.537	11-25	.440	11-14	.786	26 / 3.3	25 / 23	1 / 11	80	10.0



TRAMAINE ISABELL

SO // G // 6-0 // 178

Seattle, Wash.

Garfield High School

LAST GAME (OMAHA 12-9-15)

FG	FGA	3FG	FGA	FT	FTA	AST	PTS
0	0	0	0	2	4	1	2

ISABELL 2015-16 GAME-BY-GAME

Opponent	Date	GS	Min	FG	FGA	Pct	3FG	FGA	Pct	FT	FTA	Pct	Off	Def	Tot	Avg	PF	FO	A	TO	Blk	Stl	Pts	Avg
WOFFORD	11-13-15	10	2-2	1.000	0-0	.000	0-0	.000	0-0	.000	0	3	3	3.0	1	0	2	3	0	1	4	4.0		
UMES	11-15-15	12	2-5	.400	0-1	.000	0-0	.000	2	2	4	3.5	0	0	1	0	0	0	0	4	4.0			
at Xavier	11-17-15	13	3-6	.500	1-1	1.000	4-4	1.000	0	1	1	2.7	2	0	1	5	0	1	5	0	1	11	6.3	
vs Kansas State	11-23-15	12	2-3	.667	0-0	.000	0-0	.000	0	1	1	2.3	0	0	0	0	0	0	1	4	5.8			
vs Northwestern	11-24-15	8	1-4	.250	0-1	.000	0-0	.000	0	1	1	2.0	1	0	0	0	0	0	0	2	5.0			
ARKANSAS ST.	12-1-15	16	4-6	.667	2-2	1.000	1-1	1.000	0	0	0	1.7	1	0	2	0	0	1	11	6.0				
NORTHERN ILL.	12-4-15	16	1-5	.200	1-1	1.000	0-1	.000	1	1	2	1.7	0	0	1	0	0	1	3	5.6				
OMAHA	12-9-15	9	0-0	.000	0-0	.000	2-4	.500	0	2	2	1.8	1	0	1	3	0	1	2	5.1				
at Arizona	12-13-15																							
NC STATE	12-19-15																							
vs Illinois	12-23-15																							
ARKANSAS-PB	12-29-15																							
SAVANNAH ST	1-2-16																							
at Georgia	1-6-16																							
AUBURN	1-9-16																							
ARKANSAS	1-12-16																							
at S. Carolina	1-16-16																							
GEORGIA	1-20-16																							
at Texas A&M	1-23-16																							
at Kentucky	1-27-16																							
MISSISSIPPI ST	1-30-16																							
OLE MISS	2-3-16																							
at Alabama	2-6-16																							
at Vanderbilt	2-10-16																							
TENNESSEE	2-13-16																							
S. CAROLINA	2-16-16																							
at Arkansas	2-20-16																							
at Ole Miss	2-23-16																							
TEXAS A&M	2-27-16																							
at LSU	3-1-16																							
FLORIDA	3-5-16																							

2015-16 (SOPHOMORE):

Matched season-high point total (11) with season-best four FGs (4-of-6) vs. Arkansas State (Dec. 1).

2014-15 (FRESHMAN):

Dished out multiple assists in 8 different games, including a season-high 6 dimes (against just one turnover) in the win vs. LSU (Jan. 8). Season-best 14 points (4-of-8 FG, 1-of-3 3PT, 5-of-6 FT) vs. Lipscomb (Jan. 3), with his work at the charity stripe setting season-high marks in FT makes and attempts. Made ESPN SportsCenter's Top 10 with his buzzer-beating, game-tying three-pointer vs. Oklahoma State (Dec. 30), dropping the bucket with 0.2 seconds left in regulation.

HIGH SCHOOL:

Was named first team all-state as a senior after leading Garfield High School to a 25-1 overall record and the Class 4A state championship.

- Averaged 23.6 points and 3.5 assists as a senior for Garfield, which also produced NBA players Tony Wroten and Brandon Roy.
- Poured in 34 points in the state title win over Richland and was named the state tournament's Most Valuable Player.
- Began his high school career at Lakeside High School, the same high school as Microsoft co-founders Bill Gates and Paul Allen, and led the Lions to the 2013 state championship game.

PERSONAL:

- Full name is Tramaine Andre' Isabell.
- Son of Aiyana Brown and Tramaine Isabell Sr.
- Has a younger sister, Queen, and younger brother, Se'jhe.
- Born June 27, 1995.
- Considers his grandfather, Rich Padden, his greatest influence and an important mentor.
- Outside of pursuing basketball, would like to find success in the fields of real estate or private investment.

ISABELL CAREER STATS

CAREER	G-GS	MIN	MPG	FG-A	FG%	3FG-A	3FG%	FT-A	FT%	REB / AVG.	AST / TO	BS / S	TP	AVG.
2014-15	27-1	405	15.0	37-118	.314	16-52	.308	22-28	.786	36 / 1.3	39 / 33	0 / 17	112	4.1
2015-16	8-0	96	12.0	15-31	.484	4-6	.667	7-10	.700	14 / 1.8	8 / 11	0 / 6	41	5.1
TOTAL	35-1	501	14.3	52-149	.349	20-58	.345	29-38	.763	50 / 1.4	47 / 44	0 / 23	153	4.4

#4 AT A GLANCE

2015-16 Career

Scored 5+ points	2	12
Scored 10+ points	2	5
Hit 2+ 3-pointers	1	5
Multiple steals	-	5
Multiple assists	2	11
Recorded 3+ rebounds	2	6
Dished 3+ assists	-	6
Played 20+ minutes	-	7
Played 30+ minutes	-	2

#4 GAME HIGHS

2015-16	Career
11, Twice	14, Lipscomb
PTS	1-3-15
4, Arkansas State	5, at Arkansas
12-1-15	FGM 2-18-15
6, Twice	9, at Arkansas
FGA	2-18-15
2, Arkansas State	3, at Arkansas
12-1-15	3PTM 2-18-15
2, Arkansas State	5, 3 times
12-1-15	3PTA
4, Twice	5, Lipscomb
FTM	1-3-15
4, at Xavier	6, Lipscomb
11-17-15	FTA 1-3-15
3, Wofford	4, 3 times
11-13-15	REB
2, Twice	6, LSU
ASST	1-8-15
-	-
BLKS	-
1. 5 times	2, 4 times
STLS	-



D'ANGELO ALLEN

SO // F // 6-7 // 216

Dallas, Texas

Kimball High School

LAST GAME (NORTHERN ILLINOIS 12-4-15)

FG	FGA	3FG	FGA	FT	FTA	REB	PTS
0	0	0	0	0	0	0	0

ALLEN 2015-16 GAME-BY-GAME

Opponent	Date	GS	Min	FG	FGA	Pct	3FG	FGA	Pct	FT	FTA	Pct	Off	Def	Tot	Avg	PF	FO	A	TO	Blk	Stl	Pts	Avg
WOFFORD	11-13-15	DNP																						
UMES	11-15-15	15	1-1	1.000	0-0	.000	0-2	.000	2	2	4	4.0	2	0	0	0	0	0	0	0	1	2	2.0	
at Xavier	11-17-15	12	0-0	.000	0-0	.000	0-0	.000	0	3	3	3.5	2	0	0	1	0	0	0	0	0	0	1.0	
vs Kansas State	11-23-15	16	0-3	.000	0-0	.000	0-0	.000	3	0	3	3.3	1	0	0	2	0	2	0	2	0	0	0.7	
vs Northwestern	11-24-15	5	1-1	1.000	0-0	.000	0-0	.000	0	0	0	2.5	0	0	1	0	0	0	0	0	2	1.0		
ARKANSAS ST.	12-1-15	7	0-0	.000	0-0	.000	1-2	.500	0	2	2	2.4	1	0	0	0	1	0	1	0	1	1.0		
NORTHERN ILL.	12-4-15	2	0-0	.000	0-0	.000	0-0	.000	0	0	0	2.0	1	0	0	0	0	0	0	0	0	0	0.8	
OMAHA	12-9-15	DNP																						
at Arizona	12-13-15																							
NC STATE	12-19-15																							
vs Illinois	12-23-15																							
ARKANSAS-PB	12-29-15																							
SAVANNAH ST	1-2-16																							
at Georgia	1-6-16																							
AUBURN	1-9-16																							
ARKANSAS	1-12-16																							
at S. Carolina	1-16-16																							
GEORGIA	1-20-16																							
at Texas A&M	1-23-16																							
at Kentucky	1-27-16																							
MISSISSIPPI ST	1-30-16																							
OLE MISS	2-3-16																							
at Alabama	2-6-16																							
at Vanderbilt	2-10-16																							
TENNESSEE	2-13-16																							
S. CAROLINA	2-16-16																							
at Arkansas	2-20-16																							
at Ole Miss	2-23-16																							
TEXAS A&M	2-27-16																							
at LSU	3-1-16																							
FLORIDA	3-5-16																							

2015-16 (SOPHOMORE):

First appearance of the season vs. UMES (Nov. 15), logging 15 high-energy minutes off the bench with 4 rebounds.

2014-15 (FRESHMAN):

- Made all 8 of his starts in Mizzou's final eight games of the season.
- Shot an impressive 53.8-percent from the field (14-of-26) over the final 10 games of the Tigers' campaign.
- Matched his season-high in rebounds (7) in the first of those eight starts at Mississippi State (Feb. 14).
- Season-best 3-of-3 3PT shooting en-route to 10 points at South Carolina (Feb. 10).
- 8 points (3-of-4 FG, 2-of-2 3PT) vs. Illinois (Dec. 20) in the Scotttrade Center, draining two 3-pointers.
- Breakout game vs. Elon (Dec. 11), scoring 12 points (5-of-7 FG, 2-of-2 FT) and grabbing 7 rebounds in 21 minutes of action off the bench.

KIMBALL HIGH SCHOOL:

- Was a winner throughout his high school career and was a part of three Texas Class 4A State Championship teams (2011, 2012 and 2014) at Kimball High School in Dallas.
- Averaged 13.3 points and 10.2 rebounds as a senior.
- Named to the Texas Association of Basketball Coaches All-Star Team in 2014.
- Named to the Class 4A All-Tournament Team as well and was an All-Region II selection.

PERSONAL:

- Full name is D'Angelo Malik Allen.
- Born May 10, 1996, in Dallas, Texas.
- Son of Evelyn Allen.
- Hobbies include playing video games, watching movies and hanging out with friends.

ALLEN CAREER STATS

SEASON	G-GS	MIN	MPG	FG-A	FG%	3FG-A	3FG%	FT-A	FT%	REB / AVG.	AST / TO	BS / S	TP	AVG.
2014-15	32-8	544	17.0	40-98	.408	9-20	.450	17-28	.607	100 / 3.1	21 / 18	7 / 11	106	3.3
2015-16	6-0	57	9.5	2-5	.400	0-0	.000	1-4	.250	12 / 2.0	1 / 3	1 / 3	5	0.8
TOTAL	38-8	601	15.8	42-103	.408	9-20	.450	18-32	.563	112 / 2.9	22 / 21	8 / 14	111	2.9

#5 AT A GLANCE

2015-16 Career

Scored 5+ points	-	9
Scored 10+ points	-	2
Attempted 5+ FGs	-	6
Grabbed 5+ rebounds	-	8
Multiple steals	1	3
Played 20+ minutes	-	13

#5 GAME HIGHS

2015-16	Career
2, UMES	12, Elon
11-15-15 PTS	12-11-14
1, UMES	5, Elon
11-15-15 FGM	12-11-14
1, UMES	7, Elon
11-15-15 FGA	12-11-14
-	3, South Carolina
- 3PTM	2-10-15
-	3, South Carolina
- 3PTA	2-10-15
1, Arkansas State	3, Lipscomb
12-1-15 FTM	1-3-15
1, UMES	4, Lipscomb
11-15-15 FTA	1-3-15
3, Twice	7, Twice
REB	
-	2, 3 times
- ASST	
-	1, 7 times
- BLKS	-
1, UMES	2, Twice
11-15-15 STLS	-



K.J. WALTON

FR // G // 6-3 // 197

Brownsburg, Ind.

Brownsburg High School

LAST GAME (OMAHA 12-9-15)

FG	FGA	3FG	FGA	FT	FTA	REB	PTS
3	3	1	1	3	4	2	10

WALTON 2015-16 GAME-BY-GAME

Opponent	Date	GS	Min	FG	FGA	Pct	3FG	FGA	Pct	FT	FTA	Pct	Off	Def	Tot	Avg	PF	FO	A	TO	Blk	Stl	Pts	Avg
WOFFORD	11-13-15	*	17	3-5	.600	0-0	.000	0-1	.000	0	1	1.0	2	0	2	0	0	0	1	6	6.0			
UMES	11-15-15		15	1-3	.333	0-1	.000	9-10	.900	0	0	0	0.5	1	0	3	0	0	1	11	8.5			
at Xavier	11-17-15		21	3-8	.375	0-1	.000	2-2	1.000	1	2	3	1.3	2	0	1	0	0	0	8	8.3			
vs Kansas State	11-23-15		17	1-7	.143	0-1	.000	1-4	.250	2	1	3	1.8	2	0	1	3	0	0	3	7.0			
vs Northwestern	11-24-15		5	0-1	.000	0-0	.000	0-0	.000	0	0	0	1.4	2	0	1	0	0	0	0	5.6			
ARKANSAS ST.	12-1-15		15	2-7	.286	0-0	.000	6-7	.857	3	2	5	2.0	0	0	0	1	1	0	10	6.3			
NORTHERN ILL.	12-4-15		9	1-3	.333	0-1	.000	0-0	.000	0	0	0	1.7	0	0	0	0	0	1	2	5.7			
OMAHA	12-9-15		10	3-3	1.000	1-1	1.000	3-4	.750	0	2	2	1.8	2	0	0	1	0	2	10	6.3			
at Arizona	12-13-15																							
NC STATE	12-19-15																							
vs Illinois	12-23-15																							
ARKANSAS-PB	12-29-15																							
SAVANNAH ST	1-2-16																							
at Georgia	1-6-16																							
AUBURN	1-9-16																							
ARKANSAS	1-12-16																							
at S. Carolina	1-16-16																							
GEORGIA	1-20-16																							
at Texas A&M	1-23-16																							
at Kentucky	1-27-16																							
MISSISSIPPI ST	1-30-16																							
OLE MISS	2-3-16																							
at Alabama	2-6-16																							
at Vanderbilt	2-10-16																							
TENNESSEE	2-13-16																							
S. CAROLINA	2-16-16																							
at Arkansas	2-20-16																							
at Ole Miss	2-23-16																							
TEXAS A&M	2-27-16																							
at LSU	3-1-16																							
FLORIDA	3-5-16																							

2015-16 (FRESHMAN):

- 10 points (3-of-3 FG, 1-of-1 3PT, 3-of-4 FT) in 10 minutes off the bench vs. Omaha (Dec. 9).
- Second game this season making 5 or more FTs in the win vs. Arkansas State (Dec. 1), making 6-of-7.
- Came off bench and sparked Mizzou in second half action vs. UMES (Nov. 15), scoring all 11 of his points after the break.
- Earned the start in his collegiate debut vs. Wofford (Nov. 13), scoring 6 points (3-of-5 FG) in the 83-74 win.

BROWNSBURG HIGH SCHOOL:

- Averaged 19.7 points, 5.0 rebounds and 1.9 steals per game for Brownsburg High School as a senior.
- Shot an impressive 44.0 percent from the floor in his final high school season.
- Named an *Indy Star* Indiana All-Star at the conclusion of his final high school campaign.

- Rated a four-star prospect and ranked as the 103rd best basketball recruit in the nation by Rivals.com.
- Participant at the 28th annual Hoosier Basketball Magazine Top 60 Workout which features Indiana's best upperclassmen
- Chose Mizzou over Cincinnati and Xavier.

PERSONAL:

- Son of Kenneth and Michelle Walton.
- Father, Kenneth, played basketball at Nebraska from 1981-83.
- Born on July 20, 1996, in Indianapolis, Ind.
- Enjoys watching 'Fresh Prince of Bel-Air' in his spare time.
- Favorite sports movie is *Remember the Titans*.
- Favorite professional athlete to follow is Carmelo Anthony.
- Would like to pursue a career in basketball.

#10 AT A GLANCE

2015-16 Career

Scored 5+ points	5	-
Scored 10+ points	3	-
Hit 2+ 3-pointers	-	-
Hit 5+ free throws	2	-
Multiple assists	2	-
Dished 3+ assists	1	-
Played 20+ minutes	1	-
Played 30+ minutes	-	-

#10 GAME HIGHS

2015-16 Career

11, UMES		
11-15-15	PTS	-
3, 3 times		
	FGM	-
8, at Xavier		
11-17-15	FGA	-
-		
-	3PTM	-
1, Twice		
	3PTA	-
9, UMES		
11-15-15	FTM	-
10, UMES		
11-15-15	FTA	-
5, Arkansas State		
12-1-15	REB	-
3, UMES		
11-15-15	ASST	-
1, Arkansas State		
12-1-15	BLKS	-
1, Twice		
	STLS	-

WALTON CAREER STATS

SEASON	G-GS	MIN	MPG	FG-A	FG%	3FG-A	3FG%	FT-A	FT%	REB / AVG.	AST / TO	BS / S	TP	AVG.
2015-16	8-1	109	13.6	14-37	.378	1-5	.200	21-28	.750	14 / 1.8	8 / 5	1 / 5	50	6.3
TOTAL	8-1	109	13.6	14-37	.378	1-5	.200	21-28	.750	14 / 1.8	8 / 5	1 / 5	50	6.3



JIMMY BARTON

RS SO // G // 5-9 // 160
 St. Louis, Mo. // DeSmet Jesuit HS
 Houston Baptist

LAST GAME (VS. KANSAS STATE 11-23-15)

FG	FGA	3FG	FGA	FT	FTA	AST	PTS
0	0	0	0	0	0	0	0

BARTON 2015-16 GAME-BY-GAME

Opponent	Date	GS	Min	FG	FGA	Pct	3FG	FGA	Pct	FT	FTA	Pct	Off	Def	Tot	Avg	PF	FO	A	TO	Blk	Stl	Pts	Avg
WOFFORD	11-13-15	DNP																						
UMES	11-15-15	1	0-0	.000	0-0	.000	0-0	.000	0-0	.000	0-0	.000	0	0	0	0.0	0	0	0	1	0	0	0	0
at Xavier	11-17-15	DNP																						
vs Kansas State	11-23-15	1	0-0	.000	0-0	.000	0-0	.000	0-0	.000	0-0	.000	0	0	0	0.0	0	0	0	0	0	0	0	0
vs Northwestern	11-24-15	DNP																						
ARKANSAS ST.	12-1-15	DNP																						
NORTHERN ILL.	12-4-15	DNP																						
OMAHA	12-9-15	DNP																						
at Arizona	12-13-15																							
NC STATE	12-19-15																							
vs Illinois	12-23-15																							
ARKANSAS-PB	12-29-15																							
SAVANNAH ST	1-2-16																							
at Georgia	1-6-16																							
AUBURN	1-9-16																							
ARKANSAS	1-12-16																							
at S. Carolina	1-16-16																							
GEORGIA	1-20-16																							
at Texas A&M	1-23-16																							
at Kentucky	1-27-16																							
MISSISSIPPI ST	1-30-16																							
OLE MISS	2-3-16																							
at Alabama	2-6-16																							
at Vanderbilt	2-10-16																							
TENNESSEE	2-13-16																							
S. CAROLINA	2-16-16																							
at Arkansas	2-20-16																							
at Ole Miss	2-23-16																							
TEXAS A&M	2-27-16																							
at LSU	3-1-16																							
FLORIDA	3-5-16																							

2015-16 (REDSHIRT SOPHOMORE):

▼ Made first appearance for Mizzou in the win vs. UMES (Nov. 15), coming off the bench in the final moments of the victory.

2014-15 (SOPHOMORE):

▼ Walked onto the Tiger program after playing his freshman season at Division I Houston Baptist.

AT HOUSTON BAPTIST

2013-14 (FRESHMAN):

- ▼ Played in 31 games for Houston Baptist, making 13 starts.
- ▼ Saw his averages improve to 3.1 points in 19.2 minutes during Southland Conference play.
- ▼ Passed out a career-high eight assists at Abilene Christian and seven more at Sam Houston State in back-to-back contests.
- ▼ Scored a career high nine points and was a perfect 3-of-3 from three-point range in a loss to Southern Miss.

DESMET JESUIT HIGH SCHOOL:

- ▼ Was a four-year letterwinner and three-year team captain for coach Kevin Poelker at De Smet Jesuit High School in St. Louis, Mo.
- ▼ Averaged 14.0 points, 6.5 assists and 3.5 rebounds per game in leading the Spartans to the state finals, earning Metro Catholic Conference Co-Player of the Year, first-team all-state and second-team All-Metro honors as a senior.

PERSONAL:

- ▼ Full name is James Edward Barton.
- ▼ Born Oct. 7, 1994, in St. Louis, Mo.
- ▼ Son of Jim Sr. and Christy Barton.
- ▼ Has two sisters, Paige and Mary and one brother, Tommy.
- ▼ Considers his father, Jim Sr., his greatest influence.

#11 AT A GLANCE

2015-16 Career

Scored 5+ points	-	7
Hit 2+ 3-pointers	-	1
Multiple steals	-	4
Multiple assists	-	14
Dished 3+ assists	-	7
Played 20+ minutes	-	9
Played 30+ minutes	-	2

#11 GAME HIGHS

2015-16	Career	
-	PTS	-
-	FGM	-
-	FGA	-
-	3PTM	-
-	3PTA	-
-	FTM	-
-	FTA	-
-	REB	-
-	ASST	-
-	BLKS	-
-	STLS	-

BARTON CAREER STATS

SEASON	G-GS	MIN	MPG	FG-A	FG%	3FG-A	3FG%	FT-A	FT%	REB / AVG.	AST / TO	BS / S	TP	AVG.
2013-14	31-13	515	16.6	34-98	.347	14-50	.280	12-16	.750	35 / 1.1	57 / 43	0 / 15	94	3.0
2014-15	REDSHIRTED													
2015-16	2-0	2	1.0	0-0	.000	0-0	.000	0-0	.000	0 / 0.0	0 / 0	0 / 0	0	0.0
TOTAL	33-13	517	16.6	34-98	.347	14-50	.280	12-16	.750	35 / 1.1	57 / 44	0 / 15	94	3.0

NCAA APPEARANCES: '44, '76, '78, '80, '81, '82, '83, '86, '87, '88, '89, '90, '92, '93, '95, '99, '00, '01, '02, '03, '09, '10, '11, '12, '13



NAMON WRIGHT

SO // G // 6-5 // 202
Los Angeles, Calif.
Pacific Hills High School

LAST GAME (OMAHA 12-9-15)

FG	FGA	3FG	3FGA	FT	FTA	REB	PTS
1	6	0	2	7	8	7	9

WRIGHT 2015-16 GAME-BY-GAME

Opponent	Date	GS	Min	FG	FGA	Pct	3FG	3FGA	Pct	FT	FTA	Pct	Off	Def	Tot	Avg	PF	FO	A	TO	Blk	Stl	Pts	Avg
WOFFORD	11-13-15		23	5-7		.714	3-4		.750	5-8		.625	2	5	7	7.0	3	0	0	0	0	0	18	18.0
UMES	11-15-15	*	26	1-8		.125	1-4		.250	4-4		1.000	2	3	5	6.0	2	0	1	2	0	0	7	12.5
at Xavier	11-17-15	*	28	2-6		.333	0-4		.000	2-3		.667	0	4	4	5.3	3	0	2	2	0	2	6	10.3
vs Kansas State	11-23-15	*	23	1-6		.167	1-5		.200	2-2		1.000	0	4	4	5.0	1	0	0	2	2	1	5	9.0
vs Northwestern	11-24-15	*	31	2-6		.333	0-2		.000	4-4		1.000	1	1	2	4.4	0	0	3	1	0	0	8	8.8
ARKANSAS ST.	12-1-15	*	28	5-9		.556	3-5		.600	1-1		1.000	0	6	6	4.7	3	0	0	0	1	0	14	9.7
NORTHERN ILL.	12-4-15	*	26	3-7		.429	2-5		.400	2-4		.500	0	5	5	4.7	3	0	3	2	0	0	10	9.7
OMAHA	12-9-15	*	30	1-6		.167	0-2		.000	7-8		.875	0	7	7	5.0	2	0	4	3	0	1	9	9.6
at Arizona	12-13-15																							
NC STATE	12-19-15																							
vs Illinois	12-23-15																							
ARKANSAS-PB	12-29-15																							
SAVANNAH ST	1-2-16																							
at Georgia	1-6-16																							
AUBURN	1-9-16																							
ARKANSAS	1-12-16																							
at S. Carolina	1-16-16																							
GEORGIA	1-20-16																							
at Texas A&M	1-23-16																							
at Kentucky	1-27-16																							
MISSISSIPPI ST	1-30-16																							
OLE MISS	2-3-16																							
at Alabama	2-6-16																							
at Vanderbilt	2-10-16																							
TENNESSEE	2-13-16																							
S. CAROLINA	2-16-16																							
at Arkansas	2-20-16																							
at Ole Miss	2-23-16																							
TEXAS A&M	2-27-16																							
at LSU	3-1-16																							
FLORIDA	3-5-16																							

2015-16 (SOPHOMORE):

- Expanded game showed vs. Omaha (Dec. 9), setting new career highs in assists (4) and free throw makes (7), as well as matching his career-best with seven rebounds.
- Team-high 14 points (5-of-9 FG, 3-of-5 3PT, 1-of-1 FT) with 6 rebounds and 1 block vs. Arkansas State (Dec. 1).
- Matched his career-high with two assists in the game at Xavier (Nov. 17), the sixth such time he has accomplished the feat.
- Fired in 18 points (5-of-7 FG, 3-of-4 3PT, 5-of-8 FT) in 23 minutes off the bench in the season-opening win vs. Wofford (Nov. 13).

2014-15 (FRESHMAN):

- Scored double figures in seven different games in his first campaign for Mizzou, averaging 6.8 points per game in 30 games played (20 starts).
- Finished the season as the Tigers' go-to scorer, averaging 13.6 points per game over Mizzou's final five contests.

- Season-ending flurry of points included an impressive 28 points vs. Florida (Feb. 24), leading the Tigers to a 64-52 win over the Gators.
- His scoring output vs. UF was the third-highest scoring performance by a freshman in Mizzou history, a game in which he shot 10-of-13 FG, 6-of-8 3PT, 2-of-3 FT.

PACIFIC HILLS HIGH SCHOOL:

- Averaged 24.2 points, 9.4 rebounds, 3.0 assists and 1.4 steals for Pacific Hills High School in 2014.
- Helped lead Pacific Hills to the Division IV state championship as a junior and averaged 15.6 points, 7.3 rebounds and 3.1 assists.

PERSONAL:

- Full name is Namon Khary Wright.
- Son of Michelle Burnside.
- Born June 25, 1994, in Los Angeles, Calif.

WRIGHT CAREER STATS

SEASON	G-GS	MIN	MPG	FG-A	FG%	3FG-A	3FG%	FT-A	FT%	REB / AVG.	AST / TO	BS / S	TP	AVG.
2014-15	30-20	607	20.2	77-186	.414	40-103	.388	10-18	.556	69 / 2.3	19 / 37	3 / 17	204	6.8
2015-16	8-7	215	26.9	20-55	.364	10-31	.323	27-34	.794	40 / 5.0	13 / 12	3 / 4	77	9.6
TOTAL	38-27	822	21.6	97-241	.402	50-134	.373	37-52	.712	109 / 2.9	32 / 49	6 / 21	281	7.4

NCAA APPEARANCES: '44, '76, '78, '80, '81, '82, '83, '86, '87, '88, '89, '90, '92, '93, '95, '99, '00, '01, '02, '03, '09, '10, '11, '12, '13

#12 AT A GLANCE

2015-16 Career

Scored 10+ points	3	10
Scored 20+ points	-	2
Hit 2+ 3-pointers	2	14
Made 5+ FGs	2	7
Attempted 5+ FGs	8	26
Attempted 10+ FGs	-	5
Recorded 5+ rebounds	5	9
Multiple assists	3	8
Multiple steals	1	6
Played 20+ minutes	7	23
Played 30+ minutes	2	8

#12 GAME HIGHS

2015-16 Career

18, Wofford	28, Florida
11-13-15	PTS 2-24-15
5, Twice	10, Florida
	FGM 2-24-15
9, Arkansas State	14, at Mississippi St.
12-1-15	FGA 3-7-15
3, Twice	6, Florida
	3PTM 2-24-15
5, Twice	8, Florida
	3PTA 2-24-15
7, Omaha	7, Omaha
12-9-15	FTM 12-9-15
8, Twice	8, Twice
	FTA
7, Twice	7, Twice
	REB
4, Omaha	4, Omaha
12-9-15	ASST 12-9-15
2, vs. Kansas St.	2, vs. Kansas St.
11-23-15	BLKS 11-23-15
2, at Xavier	3, at Georgia
11-17-15	STLS 2-28-15



WES CLARK
JR // G // 6-0 // 180
 Detroit, Mich.
 Romulus High School

LAST GAME (OMAHA 12-9-15)

FG	FGA	3FG	3FGA	FT	FTA	AST	PTS
2	8	0	3	4	5	4	8

CLARK 2015-16 GAME-BY-GAME

Opponent	Date	GS	Min	FG	FGA	Pct	3FG	3FGA	Pct	FT	FTA	Pct	Off	Def	Tot	Avg	PF	FO	A	TO	Blk	Stl	Pts	Avg
WOFFORD	11-13-15	*	28	0-3	.000	0-0	.000	4-5	.800	0	3	3	3.0	3	0	2	2	0	0	0	0	4	4.0	
UMES	11-15-15	*	31	4-11	.364	3-6	.500	4-4	1.000	0	1	1	2.0	1	0	3	1	0	0	0	0	15	9.5	
at Xavier	11-17-15	*	31	5-12	.417	1-4	.250	0-1	.000	2	1	3	2.3	3	0	3	2	0	3	1	0	3	11	10.0
vs Kansas State	11-23-15	*	26	2-9	.222	1-5	.200	0-0	.000	0	2	2	2.3	2	0	6	1	0	0	0	0	5	8.8	
vs Northwestern	11-24-15	*	31	1-11	.091	1-3	.333	2-2	1.000	1	3	4	2.6	3	0	4	1	0	3	5	8.0			
ARKANSAS ST.	12-1-15	*	26	2-7	.286	0-1	.000	4-4	1.000	1	3	4	2.8	2	0	3	3	0	0	0	0	8	8.0	
NORTHERN ILL.	12-4-15	*	20	1-4	.250	1-1	1.000	3-6	.500	0	7	7	3.4	4	0	4	1	0	0	0	6	7.7		
OMAHA	12-9-15	*	27	2-8	.250	0-3	.000	4-5	.800	1	1	2	3.3	2	0	4	3	1	1	8	7.8			
at Arizona	12-13-15																							
NC STATE	12-19-15																							
vs Illinois	12-23-15																							
ARKANSAS-PB	12-29-15																							
SAVANNAH ST	1-2-16																							
at Georgia	1-6-16																							
AUBURN	1-9-16																							
ARKANSAS	1-12-16																							
at S. Carolina	1-16-16																							
GEORGIA	1-20-16																							
at Texas A&M	1-23-16																							
at Kentucky	1-27-16																							
MISSISSIPPI ST	1-30-16																							
OLE MISS	2-3-16																							
at Alabama	2-6-16																							
at Vanderbilt	2-10-16																							
TENNESSEE	2-13-16																							
S. CAROLINA	2-16-16																							
at Arkansas	2-20-16																							
at Ole Miss	2-23-16																							
TEXAS A&M	2-27-16																							
at LSU	3-1-16																							
FLORIDA	3-5-16																							

2015-16 (JUNIOR):

- Scored at least 15 points for the sixth time in his career in the 73-55 win vs. UMES (Nov. 5), hitting 3-of-6 from 3-point range.
- Made his return to Mizzou's lineup in the season-opening win vs. Wofford (Nov. 13), finishing his comeback from the right elbow dislocation that ended his sophomore season.

2014-15 (SOPHOMORE):

- Averaged 10.1 points per game in his first season in a primary role for Mizzou, starting 20 of 23 games played.
- 11 points (4-of-10 FG, 1-of-4 3PT, 2-of-2 FT) at South Carolina (Feb. 10) in 26 minutes of action before a right elbow dislocation forced him off the court for the remainder of the game.
- Career-high 19 points (7-of-16 FG, 3-of-7 3PT, 2-of-2 FT) vs. No. 1 Kentucky (Jan. 29), also recording 4 assists, 3 steals and attempting a career-high 16 field goals.

2013-14 (FRESHMAN):

- Averaged 4.1 points, 2.2 rebounds and 2.1 assists in 20.4 minutes per game as a freshman, playing in 33 contests.
- Had 14 games with three or more assists, including a career-high six dimes in the home win over Mississippi State (3/1) and five in wins against Hawaii (11/16) and West Virginia (12/5).

ROMULUS HIGH SCHOOL:

- Led his team to the 2013 Michigan Class A state title, a 27-1 overall record and a No. 24 ranking in the final ESPN High School Power Rankings.
- Was named first team all-state each of his final two years as a prep, averaging 12.8 points, 4.0 rebounds and 6.5 assists as a senior.

PERSONAL:

- Full name is Wesley Lavert Clark.
- Son of Yvette Johnson and Wes Clark Sr.
- Born Dec. 12, 1994, in Detroit, Mich.

CLARK CAREER STATS

SEASON	G-GS	MIN	MPG	FG-A	FG%	3FG-A	3FG%	FT-A	FT%	REB / AVG.	AST / TO	BS / S	TP	AVG.
2013-14	33-0	672	20.4	42-117	.359	21-57	.368	31-49	.633	72 / 2.2	70 / 53	2 / 26	136	4.1
2014-15	23-20	713	31.0	81-233	.348	32-102	.314	38-51	.745	81 / 3.5	71 / 45	4 / 38	232	10.1
2015-16	8-8	220	27.5	17-65	.262	7-23	.304	21-27	.778	26 / 3.3	29 / 14	1 / 7	62	7.8
TOTAL	64-28	1605	25.1	140-415	.337	60-182	.330	90-127	.709	179 / 2.8	170 / 112	7 / 71	430	6.7

NCAA APPEARANCES: '44, '76, '78, '80, '81, '82, '83, '86, '87, '88, '89, '90, '92, '93, '95, '99, '00, '01, '02, '03, '09, '10, '11, '12, '13

#15 AT A GLANCE

2015-16 Career

Scored 10+ points	2	15
Scored 15+ points	1	6
Dished 3+ assists	7	33
Dished 5+ assists	1	11
Hit 5+ FGs	1	7
Hit 2+ 3-pointers	1	15
Attempted 10+ FGs	3	16
Recorded 3+ steals	2	10
Grabbed 5+ rebounds	1	11
Played 30+ minutes	3	19

#15 GAME HIGHS

2015-16 Career

15, UMES	19, Kentucky
11-15-15	PTS 1-29-15
5, at Xavier	7, Twice
11-17-15	FGM
12, at Xavier	16, Kentucky
11-17-15	FGA 1-29-15
3, UMES	4, at Texas A&M
11-15-15	3PTM 1-21-15
6, UMES	8, Twice
11-15-15	3PTA
4, 4 times	6, Twice
	FTM
6, Northern Illinois	8, 3 times
12-4-15	FTA 12-30-14
7, Northern Illinois	9, vs. Chaminade
12-4-15	REB 11-26-14
6, vs. Kansas State	9, Oral Roberts
11-23-15	ASST 11-19-14
-	1, 6 times
-	BLKS
3, Twice	6, UMKC
	STLS 11-14-14



RUSSELL WOODS

JR // F // 6-8 // 225
Chicago, Ill. // Simeon Career Academy
John A. Logan College (Ill.)

LAST GAME (OMAHA 12-9-15)

FG	FGA	3FG	3FGA	FT	FTA	REB	PTS
3	3	0	0	0	0	2	6

WOODS 2015-16 GAME-BY-GAME

Opponent	Date	GS	Min	FG	FGA	Pct	3FG	3FGA	Pct	FT	FTA	Pct	Off	Def	Tot	Avg	PF	FO	A	TO	Blk	Stl	Pts	Avg
WOFFORD	11-13-15	13	4-5	.800	0-0	.000	1-1	1.000	1	2	3	3.0	3	0	0	0	0	0	0	0	0	9	9.0	
UMES	11-15-15	15	0-0	.000	0-0	.000	1-4	.250	0	1	1	2.0	2	0	1	0	1	0	1	0	1	5.0		
at Xavier	11-17-15	8	0-0	.000	0-0	.000	0-0	.000	2	1	3	2.3	3	0	0	0	0	0	0	0	0	0	3.3	
vs Kansas State	11-23-15	19	2-3	.667	0-0	.000	0-0	.000	1	0	1	2.0	3	0	0	0	0	0	0	0	0	4	3.5	
vs Northwestern	11-24-15	12	0-0	.000	0-0	.000	0-0	.000	0	1	1	1.8	3	0	0	0	0	0	0	0	0	0	2.8	
ARKANSAS ST.	12-1-15	11	4-6	.667	0-0	.000	0-4	.000	2	2	4	2.2	3	0	0	1	1	0	8	0	0	8	3.7	
NORTHERN ILL.	12-4-15	15	4-4	1.000	0-0	.000	1-2	.500	1	3	4	2.4	4	0	1	1	0	0	9	0	0	9	4.4	
OMAHA	12-9-15	15	3-3	1.000	0-0	.000	0-0	.000	1	1	2	2.4	3	0	0	0	0	0	0	0	0	6	4.6	
at Arizona	12-13-15																							
NC STATE	12-19-15																							
vs Illinois	12-23-15																							
ARKANSAS-PB	12-29-15																							
SAVANNAH ST	1-2-16																							
at Georgia	1-6-16																							
AUBURN	1-9-16																							
ARKANSAS	1-12-16																							
at S. Carolina	1-16-16																							
GEORGIA	1-20-16																							
at Texas A&M	1-23-16																							
at Kentucky	1-27-16																							
MISSISSIPPI ST	1-30-16																							
OLE MISS	2-3-16																							
at Alabama	2-6-16																							
at Vanderbilt	2-10-16																							
TENNESSEE	2-13-16																							
S. CAROLINA	2-16-16																							
at Arkansas	2-20-16																							
at Ole Miss	2-23-16																							
TEXAS A&M	2-27-16																							
at LSU	3-1-16																							
FLORIDA	3-5-16																							

2015-16 (JUNIOR):

- Matched season highs in points (9) and rebounds (4) on a perfect night of shooting from the field (4-of-4 FG, 1-of-2 FT) in the 78-71 win vs. Northern Illinois (Dec. 4).
- Scored 9 points (4-of-5 FG, 1-of-1 FT) in his Mizzou debut vs. Wofford (Nov. 13), logging 13 minutes off the bench.

JUNIOR COLLEGE (JOHN A. LOGAN COLLEGE):

- Averaged 14.1 points and 7.2 rebounds per game and shot 61-percent from the field during the 2014-15 season at John A. Logan.
- Led John A. Logan College to a 27-7 record in 2014-15.
- Anchored the post as John A. Logan captured a Great Rivers Athletic Conference title and an NJCAA National Tournament berth.
- As a freshman, recorded 6.1 points per game while shooting 49.6-percent from the field.

HIGH SCHOOL:

- Won an Illinois state title as a senior at Simeon Career Academy.
- Played alongside Milwaukee Bucks forward and former No. 2 NBA Draft selection Jabari Parker.
- Transferred to Simeon from Leo Catholic High School in Chicago after his junior year.
- Earned all-state recognition as a junior at Leo Catholic.

PERSONAL:

- Son of Vivian Winters and Russell Woods, Sr.
- Born Dec. 5, 1994, in Chicago, Ill.
- Enjoys cooking in his spare time.

WOODS CAREER STATS

SEASON	G-GS	MIN	MPG	FG-A	FG%	3FG-A	3FG%	FT-A	FT%	REB / AVG.	AST / TO	BS / S	TP	AVG.
2015-16	8-0	108	13.5	17-21	.810	0-0	.000	3-11	.273	19 / 2.4	2 / 2	2 / 0	37	4.6
TOTAL	8-0	108	13.5	17-21	.810	0-0	.000	3-11	.273	19 / 2.4	2 / 2	2 / 0	37	4.6

#25 AT A GLANCE

2015-16 Career

Scored 5+ points	4	-
Scored 10+ points	-	-
Hit 3+ FGs	4	-
Grabbed 5+ rebounds	-	-
Recorded 2+ blocks	-	-
Played 20+ minutes	-	-

#25 GAME HIGHS

2015-16 Career

9, Twice	PTS	-
4, 3 times	FGM	-
6, Arkansas St.	FGA	-
12-1-15	3PTM	-
-	3PTA	-
1, Wofford	FTM	-
11-13-15	FTA	-
4, Twice	REB	-
4, Twice	ASST	-
1, Twice	BLKS	-
-	STLS	-



ADAM WOLF
 FR // F // 6-7 // 202
 Beaver Dam, Wis.
 Beaver Dam High School

LAST GAME (N/A)
 FG FGA 3FG FGA FT FTA REB PTS

WOLF 2015-16 GAME-BY-GAME

Opponent	Date	GS	Min	FG	FGA	Pct	3FG	FGA	Pct	FT	FTA	Pct	Off	Def	Tot	Avg	PF	FO	A	TO	Blk	Stl	Pts	Avg
WOFFORD	11-13-15	DNP																						
UMES	11-15-15	DNP																						
at Xavier	11-17-15	DNP																						
vs Kansas State	11-23-15	DNP																						
vs Northwestern	11-24-15	DNP																						
ARKANSAS ST.	12-1-15	DNP																						
NORTHERN ILL.	12-4-15	DNP																						
OMAHA	12-9-15	DNP																						
at Arizona	12-13-15																							
NC STATE	12-19-15																							
vs Illinois	12-23-15																							
ARKANSAS-PB	12-29-15																							
SAVANNAH ST	1-2-16																							
at Georgia	1-6-16																							
AUBURN	1-9-16																							
ARKANSAS	1-12-16																							
at S. Carolina	1-16-16																							
GEORGIA	1-20-16																							
at Texas A&M	1-23-16																							
at Kentucky	1-27-16																							
MISSISSIPPI ST	1-30-16																							
OLE MISS	2-3-16																							
at Alabama	2-6-16																							
at Vanderbilt	2-10-16																							
TENNESSEE	2-13-16																							
S. CAROLINA	2-16-16																							
at Arkansas	2-20-16																							
at Ole Miss	2-23-16																							
TEXAS A&M	2-27-16																							
at LSU	3-1-16																							
FLORIDA	3-5-16																							

HIGH SCHOOL:

- ▶ Averaged 17.0 points and 7.5 rebounds per game and helped lead Beaver Dam High School to a 19-win season as a senior.
- ▶ Earned Little Ten Conference Co-Player of the Year honors for his tremendous play on the court.
- ▶ Played three seasons at Lake Forest High School in Illinois before transferring to Beaver Dam High School in Wisconsin for his senior season.
- ▶ Battled injuries through career at Lake Forest, averaging 6.3 points and 3.3 points per game as a junior while playing through a stress fracture.
- ▶ Passed up several Division II scholarship offers to accept Coach Anderson's walk-on opportunity at Mizzou.

PERSONAL:

- ▶ Son of John and Jamie Wolf.
- ▶ Born on March 21, 1997, in Milwaukee, Wis.
- ▶ Has an older sister, Danielle, and younger sister, Lilly.
- ▶ Would like to work in business at the conclusion of his basketball-playing career.
- ▶ Father, John, was a walk-on basketball player at Marquette from 1989-91.
- ▶ Favorite movie is *Star Wars*.

WOLF CAREER STATS

SEASON	G-GS	MIN	MPG	FG-A	FG%	3FG-A	3FG%	FT-A	FT%	REB / AVG.	AST / TO	BS / S	TP	AVG.
2015-16	-	-	-	-	-	-	-	-	-	-	-	-	-	-
TOTAL	-	-	-	-	-	-	-	-	-	-	-	-	-	-

#32 AT A GLANCE

2015-16 Career

Scored 5+ points	-	-
Scored 10+ points	-	-
Hit 3+ FGs	-	-
Grabbed 5+ rebounds	-	-
Recorded 2+ blocks	-	-
Played 20+ minutes	-	-

#32 GAME HIGHS

2015-16 Career

PTS	-	-
FGM	-	-
FGA	-	-
3PTM	-	-
3PTA	-	-
FTM	-	-
FTA	-	-
REB	-	-
ASST	-	-
BLKS	-	-
STLS	-	-



CULLEN VANLEER

FR // G // 6-4 // 200

Pacific, Mo.

Pacific High School

LAST GAME (OMAHA 12-9-15)

FG	FGA	3FG	3FGA	FT	FTA	AST	PTS
1	4	1	3	0	0	1	3

VANLEER 2015-16 GAME-BY-GAME

Opponent	Date	GS	Min	FG	FGA	Pct	3FG	3FGA	Pct	FT	FTA	Pct	Off	Def	Tot	Avg	PF	FO	A	TO	Blk	Stl	Pts	Avg	
WOFFORD	11-13-15	12	2-2	1.000	1-1	1.000	0-1	.000	1	0	1	1.0	0	0	1	0	0	2	0	0	0	5	5.0		
UMES	11-15-15	9	1-3	.333	1-3	.333	0-0	.000	0	0	0	0.5	1	0	0	0	0	0	0	1	3	4.0			
at Xavier	11-17-15	22	5-9	.556	3-7	.429	0-0	.000	0	0	0	0.3	2	0	0	1	0	2	13	7.0					
vs Kansas State	11-23-15	17	2-5	.400	2-5	.400	0-0	.000	0	3	3	1.0	2	0	0	0	0	0	6	6.8					
vs Northwestern	11-24-15	15	1-5	.200	1-4	.250	0-0	.000	1	1	2	1.2	2	0	1	0	0	0	3	6.0					
ARKANSAS ST.	12-1-15	16	2-6	.333	2-4	.500	0-0	.000	1	2	3	1.5	3	0	1	1	0	0	6	6.0					
NORTHERN ILL.	12-4-15	14	1-4	.250	1-4	.250	0-0	.000	0	0	0	1.3	0	0	2	0	0	1	3	5.6					
OMAHA	12-9-15	19	1-4	.250	1-3	.333	0-0	.000	0	3	3	1.5	3	0	1	0	0	0	3	5.3					
at Arizona	12-13-15																								
NC STATE	12-19-15																								
vs Illinois	12-23-15																								
ARKANSAS-PB	12-29-15																								
SAVANNAH ST	1-2-16																								
at Georgia	1-6-16																								
AUBURN	1-9-16																								
ARKANSAS	1-12-16																								
at S. Carolina	1-16-16																								
GEORGIA	1-20-16																								
at Texas A&M	1-23-16																								
at Kentucky	1-27-16																								
MISSISSIPPI ST	1-30-16																								
OLE MISS	2-3-16																								
at Alabama	2-6-16																								
at Vanderbilt	2-10-16																								
TENNESSEE	2-13-16																								
S. CAROLINA	2-16-16																								
at Arkansas	2-20-16																								
at Ole Miss	2-23-16																								
TEXAS A&M	2-27-16																								
at LSU	3-1-16																								
FLORIDA	3-5-16																								

2015-16 (FRESHMAN):

- Season-best 13 points (5-of-9 FG, 3-of-7 3PT) at Xavier (Nov. 17), leading the Tigers in scoring for the first time.
- Hit on his two field goal attempts in his collegiate debut vs. Wofford (Nov. 13), including his first career 3-pointer.

PACIFIC HIGH SCHOOL:

- Averaged 23.5 points and 7.3 rebounds per game for Pacific High School as a senior.
- Became the all-time leading scorer in Pacific history, snapping a record that stood since 1954.
- Reached 1,000 career points in just 58 games
- Named Missouri Class 4 Co-Player of the Year.
- Was a MBCA Class 4 All-State selection.
- Added academic all-conference honors as a senior.
- Also competed in golf in high school, receiving first team all-conference recognition.

PERSONAL:

- Son of John and Lori VanLeer.
- Born on May 25, 1996, in Beaufort, Mo.
- Both parents attended Missouri State and work as educators, with mother, Lori, working as a superintendent and father, John, working as a physical education teacher and coach.
- Has been a fan of Mizzou Basketball since childhood.
- Showed cattle as a youngster.
- Has a younger brother named Cameron.
- Favorite sports movie is *Glory Road*.
- Would like to follow in his parents' footsteps and become a teacher or coach, or work in the physical therapy field.

VANLEER CAREER STATS

SEASON	G-GS	MIN	MPG	FG-A	FG%	3FG-A	3FG%	FT-A	FT%	REB / AVG.	AST / TO	BS / S	TP	AVG.
2015-16	8-0	124	15.5	15-38	.395	12-31	.387	0-1	.000	12 / 1.5	7 / 2	0 / 4	42	5.3
TOTAL	8-0	124	15.5	15-38	.395	12-31	.387	0-1	.000	12 / 1.5	7 / 2	0 / 4	42	5.3

#33 AT A GLANCE

2015-16 Career

Scored 5+ points	4	-
Scored 10+ points	1	-
Hit 3+ FGs	1	-
Hit 2+ 3PT FGs	3	-
Multiple assists	2	-
Multiple steals	1	-
Played 15+ minutes	5	-

#33 GAME HIGHS

2015-16 Career

13, at Xavier	PTS	-
11-17-15	PTS	-
5, at Xavier	FGM	-
11-17-15	FGM	-
9, at Xavier	FGA	-
11-17-15	FGA	-
3, at Xavier	3PTM	-
11-17-15	3PTM	-
7, at Xavier	3PTA	-
11-17-15	3PTA	-
-	FTM	-
1, Wofford	FTA	-
11-13-15	FTA	-
3, Twice	REB	-
2, Twice	ASST	-
-	BLKS	-
2, at Xavier	STLS	-
11-17-15	STLS	-



RYAN ROSBURG

SR // F // 6-10 // 260

Chesterfield, Mo.

Marquette High School

LAST GAME (OMAHA 12-9-15)

FG	FGA	3FG	FGA	FT	FTA	REB	PTS
2	4	0	0	0	0	3	4

ROSBURG 2015-16 GAME-BY-GAME

Opponent	Date	GS	Min	FG	FGA	Pct	3FG	FGA	Pct	FT	FTA	Pct	Off	Def	Tot	Avg	PF	FO	A	TO	Blk	Stl	Pts	Avg
WOFFORD	11-13-15	20	1-2	.500	0-0	.000	4-6	.667	0	3	3	3.0	3	0	0	0	0	0	0	1	6	6.0		
UMES	11-15-15	10	0-0	.000	0-0	.000	0-0	.000	0	3	3	3.0	1	0	0	0	1	0	0	1	0	0	3.0	
at Xavier	11-17-15	9	0-0	.000	0-0	.000	1-2	.500	1	0	1	2.3	1	0	1	2.3	1	0	0	1	1	0	1	2.3
vs Kansas State	11-23-15	7	0-0	.000	0-0	.000	0-2	.000	1	0	1	2.0	3	0	1	0	0	0	0	0	0	0	1.8	
vs Northwestern	11-24-15 *	28	4-9	.444	0-0	.000	0-3	.000	3	6	9	3.4	3	0	0	1	0	0	1	0	0	8	3.0	
ARKANSAS ST.	12-1-15 *	29	5-9	.556	0-0	.000	0-0	.000	0	2	2	3.2	3	0	0	1	0	0	1	0	0	10	4.2	
NORTHERN ILL.	12-4-15 *	21	2-2	1.000	0-0	.000	0-0	.000	3	4	7	3.7	4	0	1	1	2	0	4	4	4.1			
OMAHA	12-9-15 *	19	2-4	.500	0-0	.000	0-0	.000	1	2	3	3.6	4	0	1	2	0	0	4	4.1				
at Arizona	12-13-15																							
NC STATE	12-19-15																							
vs Illinois	12-23-15																							
ARKANSAS-PB	12-29-15																							
SAVANNAH ST	1-2-16																							
at Georgia	1-6-16																							
AUBURN	1-9-16																							
ARKANSAS	1-12-16																							
at S. Carolina	1-16-16																							
GEORGIA	1-20-16																							
at Texas A&M	1-23-16																							
at Kentucky	1-27-16																							
MISSISSIPPI ST	1-30-16																							
OLE MISS	2-3-16																							
at Alabama	2-6-16																							
at Vanderbilt	2-10-16																							
TENNESSEE	2-13-16																							
S. CAROLINA	2-16-16																							
at Arkansas	2-20-16																							
at Ole Miss	2-23-16																							
TEXAS A&M	2-27-16																							
at LSU	3-1-16																							
FLORIDA	3-5-16																							

2015-16 (SENIOR):

▼ 8 points (4-of-9 FG), 9 rebounds in first start of season vs. Northwestern (Nov. 24).

2014-15 (JUNIOR):

▼ Appeared in 30 or more games for the third consecutive season, earning 17 starts for Mizzou as a junior.
 ▼ Season-best 12 points on impressive 6-of-7 FG shooting vs. Mississippi State (Feb. 14).

2013-14 (SOPHOMORE):

▼ Played in all 35 games as a sophomore, making 32 starts.
 ▼ Averaged 4.8 points and 4.1 rebounds while shooting an incredibly efficient 71.6 percent from the floor.

2012-13 (FRESHMAN):

▼ Played in 31 games as a reserve for Alex Oriakhi and averaged 6.9 minutes per contest.

MARQUETTE HIGH SCHOOL:

▼ One of Missouri's top players his final two seasons of high school and twice earned all-state honors.
 ▼ Finished with 1,862 career points, second all-time in school history and is the school's career leaders in rebounding and blocked shots.

PERSONAL:

▼ Son of Cindy and Paul Rosburg.
 ▼ Born Nov. 12, 1993, in Chesterfield, Mo.
 ▼ Has one brother, Andy, who played at Mizzou in 2011-12.
 ▼ Is majoring in marketing.

ROSBURG CAREER STATS

SEASON	G-GS	MIN	MPG	FG-A	FG%	3FG-A	3FG%	FT-A	FT%	REB / AVG.	AST / TO	BS / S	TP	AVG.
2012-13	31-0	213	6.9	11-27	.407	0-0	.000	8-14	.571	41 / 1.3	7 / 6	6 / 1	30	1.0
2013-14	35-32	778	22.2	68-95	.716	0-0	.000	33-58	.569	145 / 4.1	10 / 41	22 / 7	169	4.8
2014-15	30-17	501	16.7	42-84	.500	0-0	.000	15-45	.333	78 / 2.6	8 / 19	18 / 6	99	3.3
2015-16	8-4	143	17.9	14-26	.538	0-0	.000	5-13	.385	29 / 3.6	3 / 6	4 / 1	33	4.1
TOTAL	104-53	1635	15.7	135-232	.582	0-0	.000	61-130	.469	293 / 2.8	28 / 72	50 / 15	331	3.2

NCAA APPEARANCES: '44, '76, '78, '80, '81, '82, '83, '86, '87, '88, '89, '90, '92, '93, '95, '99, '00, '01, '02, '03, '09, '10, '11, '12, '13

#44 AT A GLANCE

2015-16 Career

Scored 5+ points	3	26
Scored 10+ points	1	3
Grabbed 5+ rebounds	2	21
Grabbed 10+ rebounds	-	2
Recorded 2+ blocks	1	9
Played 20+ minutes	4	38

#44 GAME HIGHS

2015-16 Career

10, Arkansas St.	14, vs. Northwestern
12-1-15	PTS 11-28-13
5, Arkansas St.	6, Mississippi State
12-1-15	FGM 2-14-15
9, Twice	7, Twice
	FGA
-	-
	3PTM
-	-
	3PTA
-	-
4, Woffrd	4, 3 times
11-13-15	FTM
6, Wofford	7, vs. Chaminade
11-13-15	FTA 11-26-14
9, vs. Northwestern	12, at Georgia
11-24-15	REB 2-25-14
1, Twice	2, 4 times
	ASST
2, Northern Illinois	2, 9 times
12-4-15	BLKS
1, Wofford	2, 3 times
11-13-15	STLS

2015-16 MIZZOU OVERALL STATISTICS

Record	Overall	Home	Away	Neutral
ALL GAMES	5-3	5-0	0-1	0-2
CONFERENCE	0-0	0-0	0-0	0-0
NON-CONFERENCE	5-3	5-0	0-1	0-2

##	Player	GP	GS	Min	TOTAL			3-PTS			REBOUNDS			Avg	PF	FO	A	TO	Blk	Stl	Pts	Avg				
					Avg	FG	FGA	Pct	3FG	FGA	Pct	FT	FTA										Pct	Off	Def	Tot
24	PURYEAR, Kevin	8	8	217	27.1	41	75	.547	2	10	.200	29	36	.806	7	31	38	4.8	12	0	4	15	1	3	113	14.1
01	PHILLIPS, Terrence	8	8	207	25.9	29	54	.537	11	25	.440	11	14	.786	1	25	26	3.3	30	2	25	23	1	11	80	10.0
12	WRIGHT, Namon	8	7	215	26.9	20	55	.364	10	31	.323	27	34	.794	5	35	40	5.0	17	0	13	12	3	4	77	9.6
15	CLARK, Wes	8	8	220	27.5	17	65	.262	7	23	.304	21	27	.778	5	21	26	3.3	20	0	29	14	1	7	62	7.8
10	WALTON, K.J.	8	1	109	13.6	14	37	.378	1	5	.200	21	28	.750	6	8	14	1.8	11	0	8	5	1	5	50	6.3
33	VANLEER, Cullen	8	0	124	15.5	15	38	.395	12	31	.387	0	1	.000	3	9	12	1.5	13	0	7	2	0	4	42	5.3
04	ISABELL, Tramaine	8	0	96	12.0	15	31	.484	4	6	.667	7	10	.700	3	11	14	1.8	6	0	8	11	0	6	41	5.1
23	GANT, Jakeenan	8	4	102	12.8	12	29	.414	0	7	.000	13	17	.765	7	14	21	2.6	19	1	2	5	9	3	37	4.6
25	WOODS, Russell	8	0	108	13.5	17	21	.810	0	0	.000	3	11	.273	8	11	19	2.4	24	0	2	2	2	0	37	4.6
44	ROSBURG, Ryan	8	4	143	17.9	14	26	.538	0	0	.000	5	13	.385	9	20	29	3.6	22	0	3	6	4	1	33	4.1
05	ALLEN, D'Angelo	6	0	57	9.5	2	5	.400	0	0	.000	1	4	.250	5	7	12	2.0	7	0	1	3	1	3	5	0.8
11	BARTON, Jimmy	2	0	2	1.0	0	0	.000	0	0	.000	0	0	.000	0	0	0	0.0	0	0	0	1	0	0	0	0.0
TM	TEAM.....																	6	19	25	3.1	0		1		0
	Total.....	8				196	436	.450	47	138	.341	138	195	.708	65	211	276	34.5	181	3	102	100	23	47	577	72.1
	Opponents.....	8				177	449	.394	57	169	.337	156	215	.726	89	195	284	35.5	170	-	98	87	20	53	567	70.9

2015-16 Statistical Summaries

Team Statistics	MU	OPP
SCORING	577	567
Points per game	72.1	70.9
Scoring margin	+1.3	-
FIELD GOALS-ATT	196-436	177-449
Field goal pct	.450	.394
3 POINT FG-ATT	47-138	57-169
3-point FG pct	.341	.337
3-pt FG made per game	5.9	7.1
FREE THROWS-ATT	138-195	156-215
Free throw pct	.708	.726
F-Throws made per game	17.3	19.5
REBOUNDS	276	284
Rebounds per game	34.5	35.5
Rebounding margin	-1.0	-
ASSISTS	102	98
Assists per game	12.8	12.3
TURNOVERS	100	87
Turnovers per game	12.5	10.9
Turnover margin	-1.6	-
Assist/turnover ratio	1.0	1.1
STEALS	47	53
Steals per game	5.9	6.6
BLOCKS	23	20
Blocks per game	2.9	2.5
ATTENDANCE	26459	36538
Home games-Avg/Game	5-5292	1-9751
Neutral site-Avg/Game	-	2-13394

2015-16 Game-By-Game Scores

Date	Opponent	W/L	Score	Att.
11-13-15	WOFFORD	W	83-74	5037
11-15-15	UMES	W	73-55	5082
11-17-15	at Xavier	L	66-78	9751
11-23-15	vs Kansas State	L	42-66	13598
11-24-15	vs Northwestern	L	62-67	13189
12-1-15	ARKANSAS STATE	W	88-78	5104
12-4-15	NORTHERN ILLINOIS	W	78-71	6214
12-9-15	OMAHA	W	85-78	5022

SCORE BY PERIODS:	1st	2nd	OT	Total
Mizzou	259	318	-	577
Opponents	252	315	-	567

LAST TIME...

INDIVIDUAL: THE LAST TIME MIZZOU HAD A...

Player score 25 points _____ Namon Wight (28) vs. Florida; Feb. 24, 2015

Player score 30 points _____ Jabari Brown (30) vs. Davidson; March 18, 2014

Player score 35 points _____ Thomas Gardner (40) vs. Kansas; Jan. 16, 2006

Player score 40 points _____ Thomas Gardner (40) vs. Kansas; Jan. 16, 2006

Player grab 15 rebounds _____ Jonathan Williams III (15) vs. Texas A&M; March 14, 2014

Player grab 20 rebounds _____ Curtis Berry (20) vs. Kansas; Jan. 9, 1980

Player record a double-double _____ Jonathan Williams III (10 p, 12 r) at Miss. St.; March 7, 2015

Two players record a double-double _____ Laurence Bowers (23 p, 10 r)
 _____ Alex Oriakhi (18 p, 10 r) vs. LSU; March 2, 2013

Player record a triple-double _____ Never

Player dish out 10 assists _____ Keith Shamburger (11) at Alabama; Feb. 4, 2015

Player block 10 shots _____ Never

A player collect five steals _____ Wes Clark (5) at Texas A&M; Jan. 21, 2015

A player hit five three-pointer baskets _____ Keith Shamburger (5) at Auburn; Jan. 10, 2015

A player make 10 free throws _____ Jabari Brown (11-15) vs. Davidson; March 18, 2014

Two players score 20 points in a game _____ Jabari Brown (26)
 _____ Earnest Ross (24) vs. Texas A&M; March 14, 2014

Three players score 20 points in a game _____ Earnest Ross (24)
 _____ Jordan Clarkson (23)
 _____ Jabari Brown (20) at Ole Miss; Feb. 8, 2014

Two players grab 10 rebounds in a game _____ Jonathan Williams III (10)
 _____ Keanau Post (10) vs. Lipscomb; Jan. 3, 2015

Three players grab 10 rebounds in a game _____ Negus Webster-Chan (11)
 _____ Earnest Ross (10)
 _____ Alex Oriakhi (10) vs. Alcorn State; Nov. 13, 2012

Five players score in double figures _____ Namon Wright (14)
 _____ Tramaine Isabell (11)
 _____ Kevin Puryear (10)
 _____ Ryan Rosburg (10)
 _____ K.J. Walton (10) vs. Arkansas State, Dec. 1, 2015

Six players score in double figures _____ Matt Pressey (14)
 _____ Phil Pressey (12)
 _____ Ricardo Ratiliffe (12)
 _____ Michael Dixon Jr. (12)
 _____ Kim English (10)
 _____ Steve Moore (10) at Iowa State; Jan. 11, 2012

Seven players score in double figures _____ Kim English (20)
 _____ Justin Stafford (16)
 _____ Laurence Bowers (16)
 _____ Marcus Denmon (12)
 _____ Matt Pressey (10)
 _____ Michael Dixon Jr. (10)
 _____ Ricky Kreklow (10) vs. North Alabama; Jan. 5, 2011

TEAM: THE LAST TIME MIZZOU...

Scored 100 points or more _____ Dec. 17, 2012; Mizou 102, South Carolina State 51

Scored less than 50 points _____ Jan. 31, 2015; Kentucky 67, Mizou 47

Scored less than 50 points and won _____ Nov. 14, 1997; Mizou 45, Depaul 42

Allowed 100 points or more _____ Feb. 7, 2011; Kansas 103, Mizou 86

Held an opponent to less than 40 points _____ Dec. 8, 2012; Mizou 68, Tennessee State 38

Held an opponent to less than 50 points _____ Nov. 16, 2014; Mizou 56, Valparaiso 41

Had 50 rebounds _____ Feb. 9, 2013, vs. Ole Miss (50)

Had 30 assists _____ Dec. 18, 2010, vs. Central Arkansas (33)

Had 10 steals _____ Jan. 29, 2015 vs. Kentucky (10)

Held an opponent to less than 25 percent shooting _____ March 14, 2013, vs. Texas A&M (24.1)

Shot better than 70 percent from the field _____ Dec. 6, 1989, vs. Hawaii Loa (.752)

Shot under 30 percent from the field _____ Dec. 7, 2004, vs. Arkansas (.298)

Shot better than 90 percent from the free throw line _____
 _____ March 8, 2014 at Tennessee (13-for-14, .921)

Attempted 40 free throws _____ March 14, 2014, vs. Texas A&M (53)

Made 10 3-pointers _____ Jan. 10, 2015, vs. Auburn (10-for-27)

Won an overtime game _____ Jan. 8, 2015 vs. LSU; Mizou 74, LSU 67 (OT)

Lost an overtime game _____ Dec. 30, 2014 vs. Oklahoma State; OSU 74, Mizou 72 (OT)

Played a double-OT game _____ March 14, 2014; Mizou 91, Texas A&M 83

Played a triple-overtime game _____ Jan. 13, 2001; Mizou 112, Iowa State 109 (4OT)

Defeated a top 25 team _____ Dec. 15, 2013; Mizou 80, No. 18 UCLA 71

Had a 30-point win _____ Nov. 8, 2013; Mizou 89, Southeastern Louisiana 53

Had a 40-point win _____ Dec. 17, 2012; Mizou 102, South Carolina State 51

Had a 50-point win _____ Dec. 17, 2012; Mizou 102, South Carolina State 51

Won back-to-back road games _____ Dec. 28, 2013 at North Carolina State (68-64)
 _____ Jan. 11, 2014 at Auburn (70-68)

Won by double digits over an SEC team _____ March 1, 2014; Mizou 85, Mississippi State 66

MORE NOTES...

MIZZOU STARTERS

Opponent	G	G	G	F	F	Record **
Nov. 13 Wofford	Phillips	Walton	Clark	Gant	Puryear	1-0
Nov. 15 UMES	Phillips	Wright	Clark	Gant	Puryear	1-0
Nov. 17 at Xavier	Phillips	Wright	Clark	Gant	Puryear	1-1
Nov. 23 vs. Kansas State	Phillips	Wright	Clark	Gant	Puryear	1-2
Nov. 24 vs. Northwestern	Phillips	Wright	Clark	Rosburg	Puryear	0-1
Dec. 1 Arkansas State	Phillips	Wright	Clark	Rosburg	Puryear	1-1
Dec. 4 Northern Illinois	Phillips	Wright	Clark	Rosburg	Puryear	2-1
Dec. 9 Omaha	Phillips	Wright	Clark	Rosburg	Puryear	3-1

MIZZOU WHEN...

Playing at home	5-0
Playing on the road	0-1
Playing on a neutral court	0-2
SEC games	0-0
SEC at home	0-0
SEC on the road	0-0
Following a win	3-1
Following a loss	1-2
Leading at half	5-0
Trailing at half	0-3
Tied at half	0-0
Shoots at least 50%	2-0
Shoots less than 50%	3-1
Opponent shoots 50%	0-0
Shoots more FT than Opp.	2-0
Shoots fewer FT than Opp.	2-3
Shoots same FT as Opp.	1-0
Makes more FT than Opp.	3-0
Makes fewer FT than Opp.	1-3
Makes same FT as Opp.	1-0
Scores 90-110	0-0
Scores 80-89	3-0
Scores 70-79	2-0
Scores 69 or fewer	0-3
Leads in rebounding	4-0
Trails in rebounding	1-2
Tied in rebounding	0-1
More turnovers than Opp.	4-2
Fewer turnovers than Opp.	1-1
Same turnovers as Opp.	0-0
In November	2-3
In December	3-0
In January	0-0
In February	0-0
In March	0-0
Margin between 1-5	0-1
Margin between 6-10	4-0
Margin between 11-20	1-1
Margin 20+	0-1
Overtime Games	0-0
On Sunday	1-0
On Monday	0-1
On Tuesday	1-2
On Wednesday	1-0
On Thursday	0-0
On Friday	2-0
On Saturday	0-0
Wearing White	5-1
Wearing Black	0-2
Wearing Gold	0-0
Wearing Anthracite	0-0

POINTS-REBOUNDS-ASSISTS

Opponent	01 PHILLIPS	04 ISABELL	05 ALLEN	10 WALTON	11 BARTON	12 WRIGHT	15 CLARK	23 GANT	24 PURYEAR	25 WOODS	32 WOLF	33 VANLEER	44 ROSBURG
WOFFORD // 11-13-15 // 83-74 // W	7-3-3	4-3-2	DNP	6-1-2	DNP	18-7-0	4-3-2	4-4-1	20-5-0	9-3-0	DNP	5-1-2	6-3-0
UMES // 11-15-15 // 73-55 // W	13-3-2	4-4-1	2-4-0	11-0-3	0-0-0	7-5-1	15-1-3	4-1-0	13-5-1	1-1-1	DNP	3-0-0	0-3-0
at Xavier // 11/17/15 // 66-78 // L	3-1-0	11-1-1	0-3-0	8-3-1	DNP	6-4-2	11-3-3	1-2-1	12-5-0	0-3-0	DNP	13-0-0	1-1-0
vs Kansas State // 11/23/15 // 42-66 // L	6-6-2	4-1-0	0-3-0	3-3-1	0-0-0	5-4-0	5-2-6	0-1-0	9-3-0	4-1-0	DNP	6-3-0	0-1-1
vs Northwestern // 11/24/15 // 62-67 // L	16-6-4	2-1-0	2-0-1	0-0-1	DNP	8-2-3	5-4-4	4-1-0	14-4-1	0-1-0	DNP	3-2-1	8-9-0
ARKANSAS ST. // 12-1-15 // 88-78 // W	8-4-7	11-0-2	1-2-0	10-5-0	DNP	14-6-0	8-4-3	2-1-0	10-7-1	8-4-0	DNP	6-3-1	10-2-0
NORTHERN ILL. // 12-4-15 // 78-71 // W	13-1-6	3-2-1	0-0-0	2-0-0	DNP	10-5-3	6-7-4	11-6-0	17-1-0	9-4-1	DNP	3-0-2	4-7-1
OMAHA // 12-9-15 // 85-78 // W	14-2-1	2-2-1	DNP	10-2-0	DNP	9-7-4	8-2-4	11-5-0	18-8-1	6-2-0	DNP	3-3-1	4-3-1

2015-16 MIZZOU GAME-BY-GAME STATISTICS

Opponent	Date	Score	TOTAL			3-PTRS			REBOUNDS				PF	A	TO	Blk	Stl	Pts	Avg				
			W/L	FG	FGA	Pct	3FG	FGA	Pct	FT	FTA	Pct								Off	Def	Tot	Avg
WOFFORD	11-13-15	83-74	W	28	50	.560	5	12	.417	22	32	.688	5	32	37	37.0	24	12	9	1	4	83	83.0
UMES	11-15-15	73-55	W	21	47	.447	8	19	.421	23	30	.767	8	21	29	33.0	17	12	8	4	6	73	78.0
at Xavier	11-17-15	66-78	L	23	55	.418	6	23	.261	14	18	.778	7	21	28	31.3	26	8	18	2	8	66	74.0
vs Kansas State	11-23-15	42-66	L	17	55	.309	4	19	.211	4	10	.400	8	23	31	31.3	22	10	13	4	5	42	66.0
vs Northwestern	11-24-15	62-67	L	23	60	.383	5	18	.278	11	17	.647	10	23	33	31.6	23	15	9	1	7	62	65.2
ARKANSAS STATE	12-1-15	88-78	W	31	65	.477	7	16	.438	19	26	.731	11	32	43	33.5	23	14	10	5	2	88	69.0
NORTHERN ILLINOIS	12-4-15	78-71	W	28	52	.538	6	15	.400	16	24	.667	10	28	38	34.1	22	18	15	3	6	78	70.3
OMAHA	12-9-15	85-78	W	25	52	.481	6	16	.375	29	38	.763	6	31	37	34.5	24	13	18	3	9	85	72.1
Mizzou		577		196	436	.450	47	138	.341	138	195	.708	65	211	276	34.5	181	102	100	23	47	577	72.1
Opponents		567		177	449	.394	57	169	.337	156	215	.726	89	195	284	35.5	170	98	87	20	53	567	70.9

Games played: 8
 Points/game: 72.1
 FG Pct: 45.0
 3FG Pct: 34.1
 FT Pct: 70.8

Rebounds/game: 34.5
 Assists/game: 12.8
 Turnovers/game: 12.5
 Assist/turnover ratio: 1.0
 Steals/game: 5.9
 Blocks/game: 2.9

2015-16 OPPONENT GAME-BY-GAME STATISTICS

Opponent	Date	Score	TOTAL			3-PTRS			REBOUNDS				PF	A	TO	Blk	Stl	Pts	Avg				
			W/L	FG	FGA	Pct	3FG	FGA	Pct	FT	FTA	Pct								Off	Def	Tot	Avg
WOFFORD	11-13-15	83-74	W	21	55	.382	10	27	.370	22	33	.667	8	21	29	29.0	24	12	7	0	3	74	74.0
UMES	11-15-15	73-55	W	17	44	.386	7	20	.350	14	22	.636	10	21	31	30.0	25	7	13	1	4	55	64.5
at Xavier	11-17-15	66-78	L	24	56	.429	6	18	.333	24	29	.828	13	27	40	33.3	18	13	13	4	9	78	69.0
vs Kansas State	11-23-15	42-66	L	21	57	.368	4	17	.235	20	26	.769	13	31	44	36.0	12	11	8	3	8	66	68.2
vs Northwestern	11-24-15	62-67	L	21	45	.467	10	23	.435	15	23	.652	5	28	33	35.4	20	15	14	1	6	67	68.0
ARKANSAS STATE	12-1-15	88-78	W	26	68	.382	8	19	.421	18	27	.667	14	25	39	36.0	22	15	7	7	6	78	69.7
NORTHERN ILLINOIS	12-4-15	78-71	W	22	63	.349	7	23	.304	20	24	.833	17	17	34	35.7	22	11	9	1	8	71	69.9
OMAHA	12-9-15	85-78	W	25	61	.410	5	22	.227	23	31	.742	9	25	34	35.5	27	14	16	3	9	78	70.9
Opponents		567		177	449	.394	57	169	.337	156	215	.726	89	195	284	35.5	170	98	87	20	53	567	70.9
Mizzou		577		196	436	.450	47	138	.341	138	195	.708	65	211	276	34.5	181	102	100	23	47	577	72.1

Games played: 8
 Points/game: 70.9
 FG Pct: 39.4
 3FG Pct: 33.7
 FT Pct: 72.6

Rebounds/game: 35.5
 Assists/game: 12.3
 Turnovers/game: 10.9
 Assist/turnover ratio: 1.1
 Steals/game: 6.6
 Blocks/game: 2.5

2015-16 MIZZOU/OPPONENT GAME HIGHS

Mizzou Individual Game Highs

Points	20	PURYEAR, Kevin vs Wofford (11-13-15)
	18	PURYEAR, Kevin vs Omaha (12-9-15)
	18	WRIGHT, Namon vs Wofford (11-13-15)
Field Goals Made	8	PURYEAR, Kevin vs Wofford (11-13-15)
Field Goal Att.	14	PURYEAR, Kevin vs Wofford (11-13-15)
	12	CLARK, Wes at Xavier (11-17-15)
FG Pct (min 5 made)	.714 (5-7)	PHILLIPS, Terrence vs Northern Illinois (12-4-15)
	.714 (5-7)	PHILLIPS, Terrence vs UMES (11-15-15)
	.714 (5-7)	WRIGHT, Namon vs Wofford (11-13-15)
3-Point FG Made	3	PHILLIPS, Terrence vs Omaha (12-9-15)
	3	WRIGHT, Namon vs Arkansas State (12-1-15)
	3	PHILLIPS, Terrence vs Northwestern (11-24-15)
	3	VANLEER, Cullen at Xavier (11-17-15)
	3	PHILLIPS, Terrence vs UMES (11-15-15)
	3	CLARK, Wes vs UMES (11-15-15)
	3	WRIGHT, Namon vs Wofford (11-13-15)
3-Point FG Att.	7	VANLEER, Cullen at Xavier (11-17-15)
	6	PHILLIPS, Terrence vs Northwestern (11-24-15)
	6	CLARK, Wes vs UMES (11-15-15)
3-Pt FG Pct (min 2 made)	1.000 (2-2)	ISABELL, Tramaine vs Arkansas State (12-1-15)
	.750 (3-4)	PHILLIPS, Terrence vs UMES (11-15-15)
	.750 (3-4)	WRIGHT, Namon vs Wofford (11-13-15)
Free Throws Made	9	WALTON, K.J. vs UMES (11-15-15)
	7	WRIGHT, Namon vs Omaha (12-9-15)
	7	PURYEAR, Kevin vs Omaha (12-9-15)
Free Throw Att.	10	WALTON, K.J. vs UMES (11-15-15)
	8	PURYEAR, Kevin vs Omaha (12-9-15)
	8	WRIGHT, Namon vs Omaha (12-9-15)
	8	WRIGHT, Namon vs Wofford (11-13-15)
FT Pct (min 3 made)	1.000 (5-5)	PURYEAR, Kevin vs Northern Illinois (12-4-15)
Rebounds	9	ROSBURG, Ryan vs Northwestern (11-24-15)
	8	PURYEAR, Kevin vs Omaha (12-9-15)
Assists	7	PHILLIPS, Terrence vs Arkansas State (12-1-15)
Steals	4	PHILLIPS, Terrence vs Northwestern (11-24-15)
Blocked Shots	2	GANT, Jakeenan vs Omaha (12-9-15)
	2	ROSBURG, Ryan vs Northern Illinois (12-4-15)
	2	WRIGHT, Namon vs Kansas State (11-23-15)
	2	GANT, Jakeenan vs UMES (11-15-15)
Turnovers	5	PHILLIPS, Terrence vs Northern Illinois (12-4-15)
	5	PHILLIPS, Terrence vs Kansas State (11-23-15)
	5	ISABELL, Tramaine at Xavier (11-17-15)
Fouls	5	PHILLIPS, Terrence vs Omaha (12-9-15)
	5	PHILLIPS, Terrence vs Northwestern (11-24-15)
	5	GANT, Jakeenan vs Wofford (11-13-15)
Minutes	35	PHILLIPS, Terrence vs Northern Illinois (12-4-15)
	32	PURYEAR, Kevin vs Wofford (11-13-15)

Mizzou Team Game Highs

POINTS	88	ARKANSAS STATE (12-1-15)
	85	OMAHA (12-9-15)
	83	WOFFORD (11-13-15)
	78	NORTHERN ILLINOIS (12-4-15)
	73	UMES (11-15-15)
FIELD GOALS MADE	31	ARKANSAS STATE (12-1-15)
	28	NORTHERN ILLINOIS (12-4-15)
	28	WOFFORD (11-13-15)
FIELD GOAL ATTEMPTS	65	ARKANSAS STATE (12-1-15)
	60	vs Northwestern (11-24-15)
FIELD GOAL PERCENTAGE	.560 (28-50)	WOFFORD (11-13-15)
	.538 (28-52)	NORTHERN ILLINOIS (12-4-15)
3 PT FIELD GOALS MADE	8	UMES (11-15-15)
	7	ARKANSAS STATE (12-1-15)
3 PT FG ATTEMPTS	23	at Xavier (11-17-15)
	19	vs Kansas State (11-23-15)
	19	UMES (11-15-15)
3 PT FG PERCENTAGE	.438 (7-16)	ARKANSAS STATE (12-1-15)
	.421 (8-19)	UMES (11-15-15)
FREE THROWS MADE	29	OMAHA (12-9-15)
	23	UMES (11-15-15)
FREE THROW ATTEMPTS	38	OMAHA (12-9-15)
	32	WOFFORD (11-13-15)
FREE THROW PERCENTAGE	.778 (14-18)	at Xavier (11-17-15)
	.767 (23-30)	UMES (11-15-15)
REBOUNDS	43	ARKANSAS STATE (12-1-15)
	38	NORTHERN ILLINOIS (12-4-15)
ASSISTS	18	NORTHERN ILLINOIS (12-4-15)
	15	vs Northwestern (11-24-15)
STEALS	9	OMAHA (12-9-15)
	8	at Xavier (11-17-15)
BLOCKED SHOTS	5	ARKANSAS STATE (12-1-15)
	4	vs Kansas State (11-23-15)
	4	UMES (11-15-15)
TURNOVERS	18	OMAHA (12-9-15)
	18	at Xavier (11-17-15)
FOULS	26	at Xavier (11-17-15)
	24	OMAHA (12-9-15)
	24	WOFFORD (11-13-15)

Opponent Individual Game Highs

Points	24	WILSON vs Northern Illinois (12-4-15)
	24	Carter, Devin vs Arkansas State (12-1-15)
	22	Fletcher Magee vs Wofford (11-13-15)
Field Goals Made	8	Carter, Devin vs Arkansas State (12-1-15)
	6	WHITE vs Omaha (12-9-15)
	6	PATTERSON vs Omaha (12-9-15)
	6	Gardner, Sean vs Arkansas State (12-1-15)
	6	BLUIETT, Trevon at Xavier (11-17-15)
	6	FARR, James at Xavier (11-17-15)
	6	Fletcher Magee vs Wofford (11-13-15)
	6	Justin Gordon vs Wofford (11-13-15)
Field Goal Att.	20	Gardner, Sean vs Arkansas State (12-1-15)
	14	PATTERSON vs Omaha (12-9-15)
	14	Carter, Devin vs Arkansas State (12-1-15)
FG Pct (min 5 made)	.750 (6-8)	WHITE vs Omaha (12-9-15)
	.625 (5-8)	McIntosh, Bryant vs Northwestern (11-24-15)
	.625 (5-8)	EDWARDS, Justin vs Kansas State (11-23-15)
3-Point FG Made	5	Carter, Devin vs Arkansas State (12-1-15)
	5	Fletcher Magee vs Wofford (11-13-15)
3-Point FG Att.	9	WILSON vs Northern Illinois (12-4-15)
	9	Fletcher Magee vs Wofford (11-13-15)
3-Pt FG Pct (min 2 made)	.750 (3-4)	McIntosh, Bryant vs Northwestern (11-24-15)
	.667 (2-3)	Lumpkin, Sanjay vs Northwestern (11-24-15)
	.667 (2-3)	WADE, Dean vs Kansas State (11-23-15)
Free Throws Made	10	WILSON vs Northern Illinois (12-4-15)
	8	Thomas, Donte vs Arkansas State (12-1-15)
Free Throw Att.	11	Thomas, Donte vs Arkansas State (12-1-15)
	10	WILSON vs Northern Illinois (12-4-15)
	10	SUMNER, Edmond at Xavier (11-17-15)
	10	Spencer Collins vs Wofford (11-13-15)
FT Pct (min 3 made)	1.000 (10-10)	WILSON vs Northern Illinois (12-4-15)
Rebounds	14	FARR, James at Xavier (11-17-15)
	13	WADE, Dean vs Kansas State (11-23-15)
Assists	7	PATTERSON vs Omaha (12-9-15)
	7	Lindsey, Scottie vs Northwestern (11-24-15)
Steals	4	ARMSTEAD vs Northern Illinois (12-4-15)
	3	HOLLINS vs Omaha (12-9-15)
	3	AUSTIN JR., Larry at Xavier (11-17-15)
Blocked Shots	2	Downs, Kelvin vs Arkansas State (12-1-15)
	2	REYNOLDS, Jalen at Xavier (11-17-15)
Turnovers	4	WHITE vs Omaha (12-9-15)
Fouls	5	THURMAN vs Omaha (12-9-15)
	5	McIntosh, Bryant vs Northwestern (11-24-15)

Opponent Team Game Highs

POINTS	78	OMAHA (12-9-15)
	78	ARKANSAS STATE (12-1-15)
	78	at Xavier (11-17-15)
	74	WOFFORD (11-13-15)
	71	NORTHERN ILLINOIS (12-4-15)
FIELD GOALS MADE	26	ARKANSAS STATE (12-1-15)
	25	OMAHA (12-9-15)
FIELD GOAL ATTEMPTS	68	ARKANSAS STATE (12-1-15)
	63	NORTHERN ILLINOIS (12-4-15)
FIELD GOAL PERCENTAGE	.467 (21-45)	vs Northwestern (11-24-15)
	.429 (24-56)	at Xavier (11-17-15)
3 PT FIELD GOALS MADE	10	vs Northwestern (11-24-15)
	10	WOFFORD (11-13-15)
3 PT FG ATTEMPTS	27	WOFFORD (11-13-15)
	23	NORTHERN ILLINOIS (12-4-15)
	23	vs Northwestern (11-24-15)
3 PT FG PERCENTAGE	.435 (10-23)	vs Northwestern (11-24-15)
	.421 (8-19)	ARKANSAS STATE (12-1-15)
FREE THROWS MADE	24	at Xavier (11-17-15)
	23	OMAHA (12-9-15)
FREE THROW ATTEMPTS	33	WOFFORD (11-13-15)
	31	OMAHA (12-9-15)
FREE THROW PERCENTAGE	.833 (20-24)	NORTHERN ILLINOIS (12-4-15)
	.828 (24-29)	at Xavier (11-17-15)
REBOUNDS	44	vs Kansas State (11-23-15)
	40	at Xavier (11-17-15)
ASSISTS	15	ARKANSAS STATE (12-1-15)
	15	vs Northwestern (11-24-15)
STEALS	9	OMAHA (12-9-15)
	9	at Xavier (11-17-15)
BLOCKED SHOTS	7	ARKANSAS STATE (12-1-15)
	4	at Xavier (11-17-15)
TURNOVERS	16	OMAHA (12-9-15)
	14	vs Northwestern (11-24-15)
FOULS	27	OMAHA (12-9-15)
	25	UMES (11-15-15)

2014-15 MIZZOU OVERALL STATISTICS

Record	Overall	Home	Away	Neutral
ALL GAMES	9-23	8-9	0-10	1-4
CONFERENCE	3-15	3-6	0-9	0-0
NON-CONFERENCE	6-8	5-3	0-1	1-4

##	Player	GP	GS	Min	TOTAL			3-PTS			REBOUNDS			Avg	PF	FO	A	TO	Blk	Stl	Pts	Avg				
					Avg	FG	FGA	Pct	3FG	FGA	Pct	FT	FTA										Pct	Off	Def	Tot
03	Williams III, Johnat	32	32	941	29.4	128	311	.412	22	64	.344	103	167	.617	78	150	228	7.1	86	1	27	82	19	10	381	11.9
15	Clark, Wes	23	20	713	31.0	81	233	.348	32	102	.314	38	51	.745	10	71	81	3.5	54	2	71	45	4	38	232	10.1
13	Gill-Caesar, Montagu	27	13	647	24.0	84	231	.364	29	94	.309	49	66	.742	20	60	80	3.0	55	1	14	52	2	19	246	9.1
14	Shamburger, Keith	32	31	1092	34.1	80	211	.379	43	131	.328	77	86	.895	17	89	106	3.3	68	0	124	60	4	37	280	8.8
12	Wright, Namon	30	20	607	20.2	77	186	.414	40	103	.388	10	18	.556	6	63	69	2.3	64	1	19	37	3	17	204	6.8
23	Gant, Jakeenan	23	6	324	14.1	47	91	.516	1	14	.071	18	25	.720	20	30	50	2.2	33	0	7	16	14	9	113	4.9
04	Isabell, Tramaine	27	1	405	15.0	37	118	.314	16	52	.308	22	28	.786	9	27	36	1.3	35	0	39	33	0	17	112	4.1
45	Post, Keanau	30	9	424	14.1	51	89	.573	0	0	.000	19	31	.613	42	65	107	3.6	70	3	4	24	14	9	121	4.0
05	Allen, D'Angelo	32	8	544	17.0	40	98	.408	9	20	.450	17	28	.607	37	63	100	3.1	62	0	21	18	7	11	106	3.3
44	Rosburg, Ryan	30	17	501	16.7	42	84	.500	0	0	.000	15	45	.333	37	41	78	2.6	56	1	8	19	18	6	99	3.3
02	Bello, Deuce	23	3	251	10.9	16	42	.381	4	16	.250	5	15	.333	5	20	25	1.1	40	2	9	18	5	6	41	1.8
42	Barnard, Hayden	1	0	1	1.0	0	0	.000	0	0	.000	0	0	.000	0	0	0	0.0	0	0	0	0	0	0	0	0.0
TM	TEAM.....														46	44	90	2.8	1			13			0	
	Total.....	32				683	1694	.403	196	596	.329	373	560	.666	327	723	1050	32.8	624	11	343	417	90	179	1935	60.5
	Opponents.....	32				726	1691	.429	206	601	.343	515	735	.701	355	775	1130	35.3	568	-	377	353	111	190	2173	67.9

2014-15 Statistical Summaries

Team Statistics	MU	OPP
SCORING	1935	2173
Points per game	60.5	67.9
Scoring margin	-7.4	-
FIELD GOALS-ATT	683-1694	726-1691
Field goal pct	.403	.429
3 POINT FG-ATT	196-596	206-601
3-point FG pct	.329	.343
3-pt FG made per game	6.1	6.4
FREE THROWS-ATT	373-560	515-735
Free throw pct	.666	.701
FThrows made per game	11.7	16.1
REBOUNDS	1050	1130
Rebounds per game	32.8	35.3
Rebounding margin	-2.5	-
ASSISTS	343	377
Assists per game	10.7	11.8
TURNOVERS	417	353
Turnovers per game	13.0	11.0
Turnover margin	-2.0	-
Assist/turnover ratio	0.8	1.1
STEALS	179	190
Steals per game	5.6	5.9
BLOCKS	90	111
Blocks per game	2.8	3.5
ATTENDANCE	137086	147795
Home games-Avg/Game	17-8064	10-11048
Neutral site-Avg/Game	-	5-7464

2014-15 Game-By-Game Scores

Date	Opponent	W/L	Score	Att.
11/14/14	UMKC	L	61-69	7014
11/16/14	VALPO	W	56-41	5369
11/19/14	ORAL ROBERTS	W	78-64	5563
11/24/14	vs ARIZONA	L	53-72	2400
11/25/14	vs PURDUE	L	61-82	2400
11/26/14	vs Chaminade	W	74-60	2400
12/2/14	SEMO	W	65-61	5506
12/05/14	at Oklahoma	L	63-82	11652
12/11/14	ELON	W	78-73	4514
12/13/14	XAVIER	L	58-74	7854
12/20/14	vs Illinois	L	59-62	20079
12/30/14	OKLAHOMA STATE	LOT	72-74	11376
1/3/15	LIPSCOMB	W	72-60	7415
*1/8/15	LSU	WOT	74-67	7509
*01/10/15	at Auburn	L	79-85	8365
*01/13/15	at Kentucky	L	37-86	24248
*1/17/15	TENNESSEE	L	51-59	10359
*01/21/15	at Texas A&M	L	50-62	6849
*1/24/15	ARKANSAS	L	60-61	11022
*1/29/15	KENTUCKY	L	53-69	13034
*1/31/15	OLE MISS	L	47-67	9053
*2/4/15	at Alabama	L	49-62	9343
*2/7/15	TEXAS A&M	L	61-83	8970
*2/10/15	at South Carolina	L	60-65	8840
*2/14/15	MISSISSIPPI STATE	L	74-77	8278
*02/18/15	at Arkansas	L	69-84	15740
*02/21/15	at Vanderbilt	L	53-76	10154
*2/24/15	FLORIDA	W	64-52	7631
*02/28/15	at Georgia	L	44-68	9389
*3/3/15	AUBURN	W	63-61	6619
*03-07-15	at Mississippi State	L	43-52	5897
03/11/15	vs South Carolina	L	54-63	10039

SCORE BY PERIODS:

	1st	2nd	OT	Total
Mizzou	904	1012	19	1935
Opponents	1051	1108	14	2173

TV/RADIO CHART



MIZZOU NUMERICAL ROSTER

No.	Name	Ht.	Wt.	Pos.	Yr.	Exp.	Hometown / High School / Previous School
1	Terrence Phillips	5-11	175	G	Fr.	HS	Orange County, Calif. / Oak Hill Academy (Va.)
4	Tramaine Isabell	6-0	178	G	So.	1L	Seattle, Wash. / Garfield H.S.
5	D'Angelo Allen	6-7	216	F	So.	1L	Dallas, Texas / Kimball H.S.
10	K.J. Walton	6-3	197	G	Fr.	HS	Brownsburg, Ind. / Brownsburg H.S.
11	Jimmy Barton	5-9	160	G	R-So.	RS	St. Louis, Mo. / DeSmet Jesuit H.S. / Houston Baptist
12	Namon Wright	6-5	202	G	So.	1L	Los Angeles, Calif. / Pacific Hills
13	Trevor Glassman	6-3	200	G	Jr.	TR	Bedford, N.H. / New Hampton School
15	Wes Clark	6-0	180	G	Jr.	2L	Detroit, Mich. / Romulus H.S.
23	Jakeenan Gant	6-8	212	F	So.	1L	Springfield, Ga. / Effingham County
24	Kevin Puryear	6-7	236	F	Fr.	HS	Blue Springs, Mo. / South H.S.
25	Russell Woods	6-8	225	F	Jr.	JC	Chicago, Ill. / Simeon High School / John A. Logan College (Ill.)
32	Adam Wolf	6-7	202	F	Fr.	HS	Beaver Dam, Wis. / Beaver Dam H.S.
33	Cullen VanLeer	6-4	200	G	Fr.	HS	Pacific, Mo. / Pacific H.S.
44	Ryan Rosburg	6-10	260	F	Sr.	3L	Chesterfield, Mo. / Marquette H.S.

MIZZOU COACHING STAFF

Coach	Position	Year	Alma Mater, Year
Kim Anderson	Head Coach	Second	Missouri, 1979, '81
Rob Fulford	Assistant Coach	Second	Marshall, 1997
Brad Loos	Assistant Coach	Second	Austin Peay State, 2002
Corey Tate	Assistant Coach	First	Missouri, 1997
Paul Rorvig	Basketball Operations	Second	Central Missouri, 2005
Steve Shields	Special Assistant to the Head Coach	First	Baylor, 1988, '92
Matt Herring	Athletic Performance	Second	Southwest Texas State, 1994