



BACK-TO-BACK SEC EAST CHAMPIONS // FIFTH-MOST WINS AMONG POWER 5 SINCE 2007 // #MIZZOUMADE

2015 SCHEDULE

DATE	OPPONENT	TV	SCORE/TIME (CT)
SEPT. 5	Southeast Missouri	SEC NETWORK+	W, 34-3
SEPT. 12	at Arkansas St.	ESPN3	W, 27-20
SEPT. 19	UConn	ESPN	W, 9-6
SEPT. 26	at Kentucky	SEC Network	L, 21-13
OCT. 3	SOUTH CAROLINA	SEC NETWORK	W, 24-10
OCT. 10	#11/12 FLORIDA	SEC NETWORK	L, 21-3
OCT. 17	at Georgia	SEC Network	L, 9-6
OCT. 24	at Vanderbilt	SEC Network	L, 10-3
OCT. 31	OPEN DATE		
NOV. 5	MISSISSIPPI ST.	ESPN	L, 31-13
NOV. 14	BYU (in Kansas City)*	TBA	TBA
NOV. 21	TENNESSEE	TBA	TBA
Nov. 27	at Arkansas	CBS	1:30 P.M.

Bold denotes home games in Columbia, Mo., at Memorial Stadium

All times listed are central

* - Nov. 14 game vs. BYU will be played at Arrowhead Stadium in

Kansas City, Mo., home of the NFL's Kansas City Chiefs

• Mizzou's record at NFL stadiums under Pinkel (11-1)

GAME

10

MIZZOU TIGERS (4-5, 1-5 SEC) vs. BRIGHAM YOUNG (7-2)

SATURDAY, NOV. 14, 2015 // 6:30 PM (CT) // ARROWHEAD STADIUM



@MizzouFootball

4-5 (1-5 SEC)

PTS/GAME	14.7
PTS ALLOWED/GAME	14.6
RUSH YDS/GAME	113.2
RUSH YDS ALLOWED/GAME	121.2
PASSING YDS/GAME	169.3
PASSING YDS ALLOWED/GAME	177.3
TOTAL OFFENSE/GAME	282.6
TOTAL OFFENSE ALLOWED/GAME	298.6
TIME OF POSSESSION	26:53
3RD DOWN	38-of-130 (29%)
RED ZONE SCORES	18-of-22

HEAD COACH	Gary Pinkel (Kent St., '73)
SEASON RECORD	4-5 (15th Season)
CAREER	190-109-3 (25th) // 117-71 at MU
RECORD VS. MISSISSIPPI STATE	0-0

SERIES INFORMATION

ALL-TIME SERIES ... Second meeting
 IN COLUMBIA 0-0
 IN PROVO 0-0
 NEUTRAL SITE 0-1
 LAST MEETING BYU, 21-17
 1983 in San Diego (Holiday Bowl)

FOLLOW #MIZZOU

ON TELEVISION SEC Network
 6:30 PM
 Brent Musberger (Play-by-Play)
 Jesse Palmer (Analyst)
 Maria Taylor (Sideline)
 ON RADIO Tiger Radio Network
 Mike Kelly (Play-by-Play)
 Howard Richards (Analyst)
 Chris Gervino (Sideline)
 Sirius (118); XM (192)
 ONLINE @MizzouFootball
 MUTigers.com
 Mizzou.StatBroadcast.com



@BYUfootball

7-2

PTS/GAME	32.3
PTS ALLOWED/GAME	22.7
RUSH YDS/GAME	146.6
RUSH YDS ALLOWED/GAME	140.1
PASSING YDS/GAME	294.3
PASSING YDS ALLOWED/GAME	209.1
TOTAL OFFENSE/GAME	440.9
TOTAL OFFENSE ALLOWED/GAME	349.2
TIME OF POSSESSION	30:00
3RD DOWN	54-of-131 (41%)
RED ZONE SCORES	33-of-34

HEAD COACH	Bronco Mendenhall (Oregon St., '90)
SEASON RECORD	7-2 (11th season)
CAREER RECORD	97-41 (11th season)
RECORD VS. MIZZOU	0-0

#MIZZOUMusings

- ▶ A win would...
 - Improve Mizzou to 12-1 all-time at NFL stadiums under head coach **Gary Pinkel**.
 - Improve Mizzou to 5-1 all-time in games played at Arrowhead Stadium, home of the NFL's Kansas City Chiefs. Mizzou's last loss at Arrowhead was in 2008.
 - Even the all-time series between Mizzou and BYU. The only other meeting was in the 1983 Holiday Bowl, with BYU claiming a 21-17 win.

NFL Stadiums Under Pinkel

- Mizzou has played 12 regular season games at NFL Stadiums since head coach **Gary Pinkel** took over the program in 2001. In those 12 games, Mizzou is an incredible 11-1 with a 5-1 mark at Arrowhead Stadium in Kansas City. Five of those six games came against archrival Kansas from 2007-11. Mizzou also owns a perfect 6-0 mark in the Edward Jones Dome in St. Louis, the home of the St. Louis Rams. Below is a breakdown.

Arrowhead Stadium

2011 vs. Kansas - W, 24-10
2010 vs. Kansas - W, 35-7
2009 vs. Kansas - W, 41-39
2008 vs. Kansas - L, 40-37
2007 vs. Kansas - W, 36-28
2005 vs. Arkansas State - W, 44-17

Edward Jones Dome

2010 vs. Illinois - W, 23-13
2009 vs. Illinois - W, 37-9
2008 vs. Illinois, W - 52-42
2007 vs. Illinois, W - 40-34
2003 vs. Illinois, W - 22-15
2002 vs. Illinois, W - 33-20

#MIZZOU STORYLINES

MIZZOU BACK STEPS OUT OF CONFERENCE, RETURNS TO KANSAS CITY TO FACE BYU

- Mizzou Football will step out of SEC play for the final time during the 2015 regular season to play host to Brigham Young in a neutral site meeting at Arrowhead Stadium, home the National Football League's Kansas City Chiefs, Saturday at 6:30 p.m. on SEC Network. Mizzou last played at Arrowhead in 2011, defeating archrival Kansas, 24-10, in the program's final year in the Big 12. Saturday will be Mizzou's first appearance at Arrowhead since joining the SEC. In all, Mizzou is 5-1 in games played at Arrowhead Stadium under head coach **Gary Pinkel** and Mizzou is 5-2 all-time at Arrowhead, which opened in 1972.

- Saturday's game with BYU will be the second meeting ever between the two teams and the first in the regular season as the only other meeting came in the 1983 Holiday Bowl. BYU, quarterbacked by Pro Football Hall of Famer Steve Young, edged Mizzou on a TD in the final minute, winning 21-17. Current Mizzou Associate Head Coach **Andy Hill** was a member of that year's team. A further breakdown of the game is located on page seven.

- As Mizzou heads to Arrowhead, it will look to cap a perfect non-conference slate in 2015. Mizzou is 3-0 this season out of SEC play with wins over Southeast Missouri, Connecticut and a true road win at Arkansas State. In fact, since joining the SEC in 2012, Mizzou is 13-2 in non-conference games with wins over the likes of Arizona State, UCF, Indiana and Toledo. Under **Gary Pinkel** who is now in his 15th season at the helm, Mizzou is 53-16 in non-conference games (including Bowl games). Excluding bowl games, Mizzou is 46-12 in regular season non-conference games.

- Mizzou is coming off of a loss to then #20-ranked Mississippi State last Thursday (Nov. 5), 31-13, in a rare Thursday Night game at Memorial Stadium. Mizzou had been brilliant against the pass all season, but MSU QB Dak Prescott tossed for four TDs in the win. Mizzou ran for a season-high 215 yards in the loss, highlighted by both **Ish Witter** and **Tyler Hunt** each breaking 80 yards. Mizzou trailed at the half by just one at 14-13 after a 14-yard TD scamper by senior RB **Russell Hansbrough**, but Mississippi State shut Mizzou out in the second half and took advantage of big plays to put the game away. A complete breakdown of the game is located on page seven.

- As we move into the final three weeks of the season, it is time to start thinking about All-America and All-Conference accolades for senior LB **Kentrell Brothers**. The Guthrie, Okla., native added 14 tackles to his ledger on Thursday, moving his season total to 117, the top mark in the nation. He also added a forced fumble and a blocked punt, his third block of the season which is also a national-best. He is 15 tackles ahead of the next-closest tackler in the nation and is 21 ahead of the next-closest SEC play (Auburn LB Johnathan Ford). Couple that with his 7.5 TFLs, 2.5 sacks and two interceptions, it's hard to argue that there is a better LB in the nation.

#THEBEASTIEBOYS - THE O-LINE



LT Connor **McGOVERN**

60
RS SR // 6-4 // 300 // FARGO, N.D.

GP	GS	C-GP	C-GS
9	9	46	37
<ul style="list-style-type: none"> ► Moved to LT in 2015 ► Strongest guy on team. Weight room PRs - Squat: 810, Bench: 475, Deadlift: 675, Vertical: 36" ► Two-time SEC Honor Roll member 			



LG Nate **CRAWFORD**

55
RS SO // 6-5 // 310 // PENSACOLA, FLA.

GP	GS	C-GP	C-GS
8	6	11	6
<ul style="list-style-type: none"> ► First season as a starter ► Switching from LT to RT in 2015 ► Back on the depth chart after suffering an ankle injury at UK - missed win over SC. 			



C Evan **BOEHM**

77
SR // 6-3 // 310 // LEE'S SUMMIT, MO.

All-SEC 3rd Team			
GP	GS	C-GP	C-GS
9	9	49	49
<ul style="list-style-type: none"> ► Senior captain ► Has started 48 straight games, including 36 at center and 12 at LG. ► Rimington and Outland Watch List ► One of top NFL Draft prospects at C 			



RG Mitch **HALL**

73
RS SR // 6-5 // 310 // RUSSELLVILLE, ARK.

GP	GS	C-GP	C-GS
9	9	35	14
<ul style="list-style-type: none"> ► Started five games at RG in 2014 and occupies the same spot in 2015 ► Transfer from Ole Miss (2012) ► Valuable member of the FG/PAT protection team in 2014 			



RT Taylor **CHAPPELL**

62
RS SR // 6-5 // 305 // CANADIAN, TEXAS

GP	GS	C-GP	C-GS
9	7	26	17
<ul style="list-style-type: none"> ► Started final 10 games of '14 at RT ► Started 2015 at LG ► Moved back to RT in place of an injured Nate Crawford vs. UK and UF ► SEC Honor Roll member 			

NOTES ON THE LINE (C-GS denotes career games started, C-GP denotes career games played)

- Mizzou's O-line boasts 123 career starts with four of five spots being occupied by seniors. **Evan Boehm** leads the group with 49 career starts while **Connor McGovern** has 37.
- **Evan Boehm** is just two starts shy of breaking Mizzou's all-time school record for starts in a career. His 49 consecutive starts give him the fourth-longest active streak nationally and he is the only player in a Power 5 conference with more than 45 consecutive starts.
- Average weight: 307 pounds // Average height: 6-4

#PLAYMAKERS - THE BACKFIELD/SPECIALISTS



QB Drew **LOCK**

3
FR // 6-4 // 205 // LEE'S SUMMIT, MO.

C-ATT	YDS	RA-YD	TD-INT
88-178	870	36- -26	3-5
<ul style="list-style-type: none"> ► Atop depth for 6th straight week. ► First true FR QB to start a game at Mizzou since 1995. ► 14-34, 108 yards last time out at Vandy with team-high 39 rush yards 			



TB Russell **HANSBROUGH**

32
SR // 5-9 // 195 // ARLINGTON, TEXAS

All-SEC 3rd Team			
ATT-YD	AVG.	REC-YD	TDs
68-264	3.9	12-62	0
<ul style="list-style-type: none"> ► Became sixth RB under Pinkel to rush for 2,000 career yards vs. South Carolina - now has 2,172 after MSU ► Is the 15th Tiger to hit 2,000 yards ► 16 carries for 62 yards vs. MSU 			



TB Ish **WITTER**

21
SO // 5-10 // 190 // TAMPA, FLA.

ATT-YD	AVG.	REC-YD	TDs
101-423	4.2	12-89	1
<ul style="list-style-type: none"> ► Set career-highs in carries (17), yards (98) and long (17 yards) vs. SC ► 11 carries and 39 yards vs. UF ► 6 carries for 15 yards at UGA. ► 12 carries for 81 yards vs. MSU 			

NOTES ON BACKFIELD

- Freshman QB **Drew Lock** was the first true freshman quarterback to start for Mizzou since Corby Jones when Jones started against Oklahoma State (Oct. 21, 1995). Lock also continues the streak of every Pinkel QB getting a win in his first career start, joining Brad Smith (2002 vs. Illinois), Chase Daniel (2006 vs. Murray State), Blaine Gabbert (2009 vs. Illinois), James Franklin (2011 vs. Miami [OH]), Corbin Berkstresser (2012 vs. Arizona State), and Maty Mauk (2013 vs. Florida). He is now 1-1 as a starter after last weekend's loss to Florida.
- **Russell Hansbrough** now has 2,172 career rushing yards - the 15th Tiger ever to rush for more than 2,000 career yards and the sixth RB under **Gary Pinkel** to do so.

#GOINGDEEP - THE PASS CATCHERS



TE Sean **CULKIN**

80
RS JR // 6-6 // 245 // INDIAN ROCKS BEACH, FLA.

C-YDs	AVG	LNG	TD
15-123	8.2	21	1
<ul style="list-style-type: none"> ► Reset career-highs in catches (five) and yards (46) at Arkansas State w/ second career TD. ► Caught 2 passes (16 yds) at UGA ► 1 catch for 6 yards vs. MSU 			



X J'Mon **MOORE**

6
RS SO // 6-3 // 190 // MISSOURI CITY, TEXAS

C-YDs	AVG	LNG	TD
23-252	11.0	32	2
<ul style="list-style-type: none"> ► Leads team in catches, yards ► Hauled in first career TD vs. SEMO ► Career-long 32 yard-catch vs. UF ► 4 catches (30 yards) at Vandy 			



H Nate **BROWN**

2
SO // 6-3 // 205 // SUWANEE, GA.

C-YDs	AVG	LNG	TD
20-251	12.6	33	4
<ul style="list-style-type: none"> ► Leads team in catches, yards, TDs ► Became first Tiger since Bud Sasser (Jan. 1, 2015) with multiple TD grabs in the same game vs. SC (Oct. 3) ► Career-long 33 yd grab at UGA 			



Z Wesley **LEFTWICH**


18
RS SR // 6-1 // 205 // COLUMBIA, MO.

C-YDs	AVG	LNG	TD
15-186	12.4	32	1
<ul style="list-style-type: none"> ► Hauled in first career TD at Arkansas State, a 32-yard strike. ► Missed week 1 with a sore knee. ► Career-highs in yards (44) at UK ► Career-high 3 catches at Vandy 			

NOTES ON THE WIDEOUTS/TIGHT ENDS

- **J'Mon Moore**, **Wesley Leftwich** and **Nate Brown** have each hauled in their first career TDs this season.
- 17 different Tigers have caught a pass this season.
- The foursome of Culkin, Moore, Brown and Leftwich has combined for 73 of Mizzou's 145 receptions this season.


#DLINEZOU



DE
56
Walter **BRADY**
RS FR // 6-3 // 255 // FLORENCE, ALA.

TCK	TFL-S	QBH	INT
28	10.5-7.0	5	1


- Leads all freshmen nationally with seven sacks (20th - NCAA, 5th SEC)
- First career INT vs. SC
- 10.5 TFLs - 2nd on team (11th SEC)
- 4 tackles, sack vs. MSU last week



DT
97
Josh **AUGUSTA**
JR // 6-4 // 335 // PEORIA, ILL.

TCK	TFL-S	QBH	PBU
19	7.0-0	3	1


- Junior w/ incredibly high ceiling
- 2.0 TFLs in win over UConn
- 2 tackles vs. UK, SC, UF and UGA
- 4 tackles, 2 TFLs vs. MSU last wk
- Nicknamed 'Juggernaut' (X-Men villain)



DT
79
Terry **BECKNER, Jr.**
FR // 6-4 // 300 // EAST ST. LOUIS, ILL.

TCK	TFL-S	QBH	PBU
27	8.0-3.0	2	1

- 6 tackles, 1 TFL at UGA
- First career sack. vs. UF
- Monster game at Vandy w/ career-high 7 stops, 1.0 sack, 2.0 TFLs
- 4 tackles, TFL, FR, QBH vs. MSU



DE
91
Charles **HARRIS**
RS SO // 6-3 // 255 // KANSAS CITY, MO.


TCK	TFL-S	QBH	FF
46	17.0-7.0	6	2

- Leads SEC (2nd NCAA) in TFLs
- Career-high 9 tackles, sack at UGA
- 6 tackles, 3.0 TFL, sack at Vandy
- 2 tackles, 1.0 sack, 1.5 TFLs, 2 QBHs vs. MSU

NOTES ON #DLINEZOU

- The defensive end duo of **Charles Harris** and **Walter Brady** has emerged as one of the best in the nation, combining for 27.5 tackles for loss (-131 yds) and 14 sacks (-92 yds) over nine games. To put that mark into perspective, Missouri's dominating pass rush edge player from a season ago - **Shane Ray** and **Markus Golden**, who were drafted in the first and second rounds, respectively, last spring - had just 25.5 TFLs and 15 sacks over the first nine games last season. Both rank in the top 60 nationally in TFLs (Harris is second) while Brady checks in at 20th nationally in sacks through eight games.
- Mizzou leads the SEC and is third nationally with 83 tackles for loss and has at least seven TFLs in each game this season. Keep in mind, Missouri's production comes with five underclassmen on the two-deep for #DLineZOU


#BASHBROTHERS - THE LINEBACKERS



WLB
10
Kentrell **BROTHERS**
RS SR // 6-1 // 235 // GUTHRIE, OKLA.

All-SEC 2nd Team			
TKL	TFL-S	INT	PBU
117	7.5-2.5	2	1


- Leads nation in total tackles and tackles per game (117, 13/gm). The next closest nationally is 102 tackles.
- Broke 15 tackles four times, including career-high 17 at UGA



MLB
30
Michael **SCHERER**
RS JR // 6-3 // 235 // ST. LOUIS, MO.

TKL	TFL-S	FF	PBU
67	5.0-0	0	3

- 2nd on the team with 67 tackles.
- 8 tackles last game at Vandy
- 9 tackles at UK and vs. SC
- Season-high 12 tackles at UGA
- 4 stops vs. MSU last week



SLB
25
Donavin **NEWSOM**
RS JR // 6-2 // 230 // ST. LOUIS, MO.


TKL	TFL-S	FF	PBU
40	7.0-2.5	0	1

- 7 tackles, 1st sack, 2.0 TFLs at UK
- 3 tackles, 0.5 TFLs vs. SC
- 3 tackles, including 2.0 TFLs and 1.0 sack Oct. 10 vs. Florida.
- 3 tackles, FF vs. MSU last week

NOTES ON THE LINEBACKERS

- There hasn't a better linebacker in the nation than **Kentrell Brothers** through the first nine weeks of the season. He leads the nation with 117 tackles (13.0 per game mark is first nationally) and leads the SEC in total tackles and tackles per game. He also has a pair of INTs, three blocked kicks and a forced fumble. Over his last 12 games dating back to last season, Brothers has 147 tackles (12.3 per contest). He had 14 stops, 1 FF, 0.5 TFLs and a blocked punt last time out vs. MSU.
- Mizzou's starting linebackers have combined for 224 of Missouri's 671 tackles this season.
- The duo of Brothers and Scherer each had 10+ tackles at UGA, the fourth time that the duo has done so in the same game in their careers and the second time this season.


#NOFLYZONE - THE SECONDARY



CB
11
Aarion **PENTON**
JR // 5-10 // 190 // ST. LOUIS, MO.

TKL	PBU	TFL	INT
46	7	2.5	0


- Fifth on the team with 46 tackles
- Leads team in PBUs w/ 7, 3 vs UF
- 5 tackles, FF, PBU at UK
- 8 tackles at Vandy
- 6 tackles, PBU vs. MSU last week



FS
21
Ian **SIMON**
RS FR // 6-0 // 195 // MANSFIELD, TEXAS

Senior Captain			
TKL	PBU	FR	INT
33	4	1	2


- Recovered a fumble vs. SEMO
- 5 tackles at Arkansas State
- INT, PBU and 3 tackles vs. SC.
- INT, career-high 9 tackles at UGA
- 3 tackles, PBU vs. MSU last week



SS
22
Anthony **SHERILLS**
RS SO // 6-0 // 190 // KANSAS CITY, MO.

TKL	PBU	TFL	INT
52	4	1.0	1

- Hauled in game-clinching INT - the first of his career vs. UConn.
- 5 tackles at UK and vs. SC
- 6 tackles, 3 PBUs last week at UGA
- Career-high 8 tkl vs. UF, VU, MSU



CB
7
Kenya **DENNIS**
SR // 5-11 // 200 // LELAND, MISS.

Senior Captain			
TKL	PBU	TFL	INT
29	4	2.0-1	1

- Hauled in first INT of the season against SC
- 3 tackles vs. UF - 2 at UGA
- 2 tackles, PBU at Vandy
- 3 tackles, PBU vs. MSU last week

NOTES ON THE SECONDARY

- Mizzou has two separate three-interception games this season, the first time since doing so three times in 2013 (vs. Murray State, Toledo and at Indiana).
- Mizzou ranks third in the SEC in pass defense and ranks 14th nationally, allowing just 177.3 yards per game.

#THEBEASTIEBOYS - THE O-LINE



LT
CUELLAR

70

JR // 6-5 // 300 // FORTUNA, CALIF.

GP	GS	C-GP	C-GS
7	0	7	0

- Junior college transfer who provides great, quality depth at the ever important LT spot.
- Valuable member of FG/PAT protection unit.



LG
ABELN

57

RS SO // 6-3 // 290 // ST. LOUIS, MO.

GP	GS	C-GP	C-GS
7	2	7	2

- Started at LG before shifting to C to replace an injured Evan Boehm vs. SEMO.
- Mother, Julie, was Truman the Tiger mascot at Mizzou



C
BAILEY

56

RS FR // 6-4 // 280 // LAMAR, MO.

GP	GS	C-GP	C-GS
2	0	2	0

- One of 10 in-state signees in 2014 class.
- Played TE and DE in high school before switching to OL at Mizzou



RG
PENDLETON

71

RS FR // 6-4 // 315 // LEE'S SUMMIT, MO.

GP	GS	C-GP	C-GS
1	0	1	0

- Played for Evan Boehm's father, Royce Boehm, at Lee's Summit West.
- Has a model car collection that is a very big hobby for him.



LG
McNULTY

63

RS SR // 6-4 // 305 // ALLEN, TEXAS

GP	GS	C-GP	C-GS
8	3	42	16

- Has started 16 games in his career
- One of five seniors among the 2-deep on the line for Mizzou.

NOTES ON THE LINE RESERVES (C-GS denotes career games started, C-GP denotes career games played)

- Average weight: 298 pounds with three checking in at 300 or bigger // Average height: 6-4 1/2.
- The O-Line reserves boast 44 career games played and 18 starts.

#PLAYMAKERS - THE BACKFIELD/SPECIALISTS RESERVES



QB
PRINTZ

9

RS SO // 6-3 // 205 // MARIETTA, GA.

C-ATT	YDS	RA-YD	TD-INT
0-0	0	0-0	0-0

- Stays No. 2 on the depth chart this week behind Drew Lock.
- Serves as team's holder on FG/PAT
- 2015 Spring Team Most Improved QB



TB
HUNT

35

SR // 5-11 // 210 // HUNTSVILLE, MO.

ATT-YD	AVG.	REC-YD	TDs
20-139	6.9	5-201	1

- Has the four longest plays from scrimmage by a Tiger this season
- Had a 72-yard run and 35-yard catch last time out vs. MSU
- Averaging 13.6 yards per touch



TB
ABBINGTON

39

RS SO // 6-2 // 215 // ST. LOUIS, MO.

ATT-YD	AVG.	REC-YD	TDs
6-39	6.5	0-0	0

- Went to Hutchinson CC, the alma mater of former Tiger and current Arizona Cardinal Markus Golden.
- Has 6 carries this season and is averaging 6.5 yards per carry

NOTES ON BACKFIELD RESERVES

- Mizzou's backup running backs will be key in 2015 as they will look to lighten the workload of 1,000-yard rusher **Russell Hansbrough**, who is nursing a sore ankle.
- Mizzou has not had a running back with more than 215 carries since Zack Abnon in 2003, so the back-up running backs will obviously be important in the Tigers' running attack.

#GOINGDEEP - THE PASS CATCHER RESERVES



TE
REESE

10

SO // 6-5 // 250 // EULESS, TEXAS

C-YDs	AVG	LNG	TD
12-110	9.2	21	0

- 6 catches for 47 yards, both career-highs, against SC
- 1 catch for 9 yards vs. UF
- 1 catch for 9 yards vs. MSU




X
BLAIR

17

RS FR // 6-3 // 190 // JACKSONVILLE, FLA.

C-YDs	AVG	LNG	TD
2-25	12.5	21	0

- 2015 Team Most Improved WR during spring practice
- No. 50 WR prospect in the nation coming out of HS by ESPN. Had offers from Nebraska, Louisville, Maryland.



H
WINGO

14

RS FR // 5-11 // 180 // SUWANEE, GA.

C-YDs	AVG	LNG	TD
4-24	6.0	13	0

- Started his career at DB but has moved to WR
- Tremendous athlete who could also factor into kicking game.
- Had 1 catch vs. MSU



Z
DILOSA

15

RS FR // 6-3 // 200 // ROUND ROCK, TEXAS


C-YDs	AVG	LNG	TD
10-65	9.3	16	0

- Tied for team lead with three catches in first career start vs. SEMO
- 2 catches for 17 yards at Vandy.

NOTES ON THE WIDEOUTS/TIGHT ENDS

- While young, the backup wideouts have a tremendous amount of talent and athleticism.
- Reese set career-highs in catches and yards in back-to-back games vs. Kentucky and South Carolina, seeing more playing time after starting TE **Sean Culkin** went down with a knee injury vs. Kentucky.
- Blair returned to the No. 2 spot at X after missing three weeks with a concussion.


#DLINEZOU



DE
16
Marcell FRAZIER
JR // 6-5 // 265 // PORTLAND, ORE.

TCK	TFL-S	QBH	FF
15	5.0-1.0	2	0


- 3 tackles w/ 1.5 TFLs at A-State
- 1 TFL vs. UConn and 1 tackle at UK
- First career sack vs. SC
- 1 tackle vs. UF, 2 tackles, 1.0 TFL at UGA - 3 tackles (0.5 TFL) vs. MSU



DT
95
Rickey HATLEY
RS JR // 6-4 // 300 // ATLANTA, TEXAS

TCK	TFL-S	QBH	FF
18	2.5-0	1	0


- Had 3 tackles, 1 QBH and a TFL in the season-opener vs. SEMO.
- 3 tackles vs. UConn and SC
- Career-high 5 tackles vs. UF
- Missed MSU game w/ knee sprain



DT
96
A.J. LOGAN
RS SO // 6-2 // 310 // COLUMBIA, MO.

TCK	TFL-S	QBH	FF
11	2.0-0	1	1

- Forced a fumble, TFL vs. UConn.
- 2 tackles at UK
- 2 tackles with a QBH vs. UF
- 1 tackle at both UGA, Vandy
- 2 tackles, 1 TFL vs. MSU last week



DE
88
Nate HOWARD
FR // 6-4 // 240 // ST. LOUIS, MO.


TCK	TFL-S	QBH	FF
8	1.5-0	1	0

- Incredible motor helped him with the No. 2 job as a true freshman during camp.
- One tackle and a QBH vs. SC
- One tackle vs. UF, 2 at UGA

NOTES ON #DLINEZOU RESERVES

- The #DLineZOU reserves feature plenty of youth but tremendous upside, with not one senior on the defensive line. The top eight in rotation breakdown: 3 freshmen, 2 sophomores and 3 juniors.
- #DLineZOU back-ups have compiled 14.0 TFLs this season.


#BASHBROTHERS - THE LINEBACKERS



WS
34
Joey BURKETT
RS SO // 6-2 // 210 // JEFFERSON CITY, MO.

TKL	TFL-S	FF	PBU
8	0.0-0	0	0


- Had six tackles in opener vs. SEMO, third-most on team.
- 1 tackle at Arkansas State, UK
- Went to high school 30 minutes from Columbia in Jefferson City.



MLB
4
Brandon LEE
RS FR // 6-2 // 220 // INDIANAPOLIS, IND.

TKL	TFL-S	FF	PBU
5	0.0-0	0	1

- Rated as a four-star LB and the nation's No. 16 LB prospect by ESPN.
- Had a special teams tackle vs. UF.
- 2 stops at Vandy
- Recovered blocked punt vs. MSU



SLB
40
Clarence GREEN
RS SR // 6-0 // 220 // CLUTE, TEXAS

TKL	TFL-S	BLK	SFTY
23	0.5-0	1	1

- 5 tackles vs. SEMO
- Blocked punt for safety vs. UConn
- Career-high 8 tackles at UK
- 2 stops at Vandy
- 3 tackles vs. MSU last week

NOTES ON THE LINEBACKER RESERVES

- Senior **Clarence Green** highlights the reserves, playing in 33 games in his career, including all 14 a season ago. He had a season- and career-high eight tackles against Kentucky.
- MLB **Brandon Lee** redshirted a season ago, but is an incredible athlete who was rated as a four-star LB prospect out of high school.
- Joey Burkett** was the state's No. 9 overall recruit out of high school.

#NOFLYZONE - THE SECONDARY RESERVES



CB
28
Logan CHEADLE
SO // 5-10 // 180 // LEE'S SUMMIT, MO.

TKL	PBU	PD	INT
10	2	0	0

- 2 tackles, first career sack vs. MSU
- Career-high 3 tackles at UK
- 2 tackles, PBU at VU
- Cousin of actor Don Cheadle (Oceans 11, Hotel Rwanda, Iron Man 2)



FS
8
Thomas WILSON
SO // 5-10 // 190 // SUWANEE, GA.

TKL	PBU	TFL	INT
12	0	0.5	0

- One of four true freshmen to play for Mizzou in 2014, tallying 17 tackles, 1.0 TFL and 1 pass break-up
- Three tackles in his home state at UGA - 3 again at Vandy, 2 vs. MSU



SS
3
Cortland BROWNING
RS SR // 6-1 // 205 // TYLER, TEXAS

TKL	PBU	PD	INT
9	0	0	0

- Missed season opener vs. SEMO with hamstring strain.
- Healthy for Arkansas State and matched then career-high 2 tackles
- Career-high three tackles at UK



CB
5
John GIBSON
RS JR // 6-0 // 190 // MISSOURI CITY, TEXAS


TKL	PBU	TFL	INT
12	2	0-0	1-35

- Hauled in second career INT and returned it 35 yards to set up a TD in Mizzou's win at Arkansas State
- Three tackles at UK - PBU vs. SC
- 3 tackles vs. UF, 1 at UGA

NOTES ON THE SECONDARY

- An experienced group for secondary coaches **Cornell Ford** and **Ryan Walters**, all four secondary reserves have seen plenty of game action this season.
- Both Cheadle and Wilson were true freshmen who saw game action last season - two of just four Mizzou true freshmen to play in 2014.
- John Gibson** had a huge interception at Arkansas State that he returned 35 yards to the 11-yard line, leading to a TD in Mizzou's road win.

#SPECIALISTS - KICKERS




PK
99

Andrew
BAGGETT

RS SR // 6-1 // 215 // LEE'S SUMMIT, MO.

FG	LNG	PAT	KO
13-17	41	13-13	0-0

- ▶ 19 points shy of being Mizzou's all-time leading scorer.
- ▶ Career FG: 63-87, PATs: 155-164.
- ▶ Reset school career FG record w/ 2 FGs at UGA - now has 63 in his career



P/KO
26

Corey
FATONY

FR // 6-0 // 185 // FRANKLIN, TENN.


P-YDS	AVG.	TB	I-20
61-2689	44.1	3	19

- ▶ 19 of 61 punts have been inside 20 - 4 inside the 20 vs. UF, 1 vs. UGA
- ▶ 18 punts of 50+ yards - Long 61
- ▶ Leads FR nationally in punting w/ his 44.1 average

NOTES ON THE KICKERS

- ▶ Senior FG kicker **Andrew Baggett** is second on Mizzou's career scoring list and can break that mark this season along with the career FG and PAT records at Mizzou. He passed Jeff Wolfert (59 FGs from 2006-08) with two FGs at UGA, becoming Mizzou's all-time career FG leader now with 63 in three-plus seasons.
- ▶ Freshman **Corey Fatony** won the battle for the starting punter job and also for kickoffs. He has 18 punts of 50+ yards this season and has placed 19 inside the 20-yard line.
- ▶ Fatony had a monster game vs. Florida, earning Ray Guy National Player of the Week. He averaged 47.8 yards per punt on nine punts and pinned the Gators inside their 20 four times.

#SPECIALISTS - RETURNERS




PR
33

Cam
HILTON

FR // 6-0 // 180 // ST. LOUIS, MO.

PR	YDS	AVG.	TD
6	21	3.5	0

- ▶ Took over punt return duties vs. SC, returning one for 10 yards.
- ▶ Began season as safety but has moved to WR/PR as coaches look to get him the ball - phenomenal athlete




PR
11

Aarion
PENTON

JR // 5-10 // 190 // ST. LOUIS, MO.

PR	YDS	AVG.	TD
9	82	9.1	1

- ▶ Had a punt return TD on a blocked pooch-punt in the third quarter vs. SEMO.



KR
5

John
GIBSON

RS JR // 6-0 // 190 // MISSOURI CITY, TEXAS

KR	YDS	AVG.	TD
9	121	13.4	0.0

- ▶ Tremendous athlete at the position - nicknamed JG by team.
- ▶ Has moved to the top of the depth chart at KR, having run back seven kicks so far this season

NOTES ON THE RETURNERS

- ▶ All three players are in their first year as starting kick returners, taking over for All-American return man **Marcus Murphy**, who is now with the New Orleans Saints and has an NFL punt-return TD in his rookie season.
- ▶ Penton scored a punt return TD on a blocked punt vs. SEMO - it was the first punt blocked for a TD by Mizzou since 2003.

MEDIA PROCEDURES

MONDAY

3:30 p.m. - News Conference w/Head Coach Gary Pinkel (MATC Complex)

4 p.m. - Requested players/assistants (MATC)

TUESDAY

10-11 a.m. - Gary Pinkel phone calls (Reserved through SID)

WEDNESDAY

9:30-10:30 a.m. - Gary Pinkel phone calls (Reserved through SID)

11:10 a.m. - Gary Pinkel on SEC Coaches' Weekly Teleconference

GAME CREDENTIALING

Credentials for the Mizzou 2015 home season may be requested online at www.mutigers.com. On the front page, mouse over the "Athletics" link, and click on the "Media Center" link to access the password-protected credentialing site. Password information can be obtained by contacting Kevin Fletcher (fletcherk@missouri.edu).

MIZZOU STRATEGIC COMMUNICATIONS

Mizzou Media Relations personnel assisting you with your coverage of the Mizzou Football team are Associate Athletics Director for Strategic Communications **Chad Moller** and Assistant Directors of Strategic Communications **Shawn Davis** and **Tyler Koonce**.

STAFF DIRECTORY

Chad Moller - Associate Athletics Director

(W) 573/882-0712 (Cell) 573/268-3110

Shawn Davis - Assistant Director

(W) 573/882-0711 (Cell) 573/882-0711

Tyler Koonce - Assistant Director

(W) 573/884-9486 (Cell) 816/205-4500

Ryan Bradley - Sr. Associate Athletics Director

Kate Lakin - Associate Director

Patrick Crawford - Assistant Director

Andy Oldenburg - Assistant Director

Ali Fisher - Digital Media Specialist

Andrew Melroe - Associate

Faurot Press Box-573/882-7311 or 7312

NUMBERS TO KNOW...

80

wins since 2007. That is tied with Ohio State, USC and Wisconsin for the fifth-most in the nation in that span (power conferences).

5

conference division titles since 2007, the most in the nation in that span.

6

Mizzou went over 10 wins for the sixth time in program history last season. Five of those six have come under Gary Pinkel (all five since '07).

LAST TIME OUT...

► QB Dak Prescott threw for 303 yards and four touchdowns to lead No. 24/25 Mississippi State to a 31-13 over Mizzou at Memorial Stadium on Thursday evening.

► Senior LB **Kentrell Brothers** continued his All-America-caliber season, notching a game-high 14 tackles to pad his nation-leading total. He also forced a fumble, and registered his third block of the season on a second-quarter punt to tie for the national lead.

► The Tigers kept the game close in the first half, posting a pair of **Andrew Baggett** field goals after Prescott's first TD pass of the game. After the Bulldogs (7-2, 3-2 SEC) scored on their ensuing drive, the Tigers scored on a 14-yard rush by **Russell Hansbrough** to end a four-game long end-zone drought.

► **Tyler Hunt** led Mizzou (4-5, 1-5) with 85 yards on the ground and 35 through the air, becoming the first Tiger to lead the team in both categories since Jeremy Maclin vs. Kansas State in 2008. Hunt's 72-yard run out of the shadow of his own end zone was his third play from scrimmage of 50 or more yards this season. Mizzou rushed for a season-high 215 yards, led by Hunt and **Ish Witter**, who each went over 80 yards.

LAST GAME



13

31

Date: Nov. 5
Location: Memorial Stadium
Columbia, Mo.
Attendance: 58,878
Top Offensive Performer:
T. Hunt - 85 rush yards, 35 receiving
Top Defensive Performer:
K. Brothers - 14 tackles, FF, 0.5 TFL

A LOOK AT THE OPPONENT... MISSISSIPPI STATE

SERIES VS. BYU

► Mizzou and BYU have met just once and that meeting came in the 1983 Holiday Bowl in San Diego with BYU edging Mizzou, 21-17. BYU finished that season 10-1 and ranked No. 9 in the country while Mizzou, under head coach Warren Powers, finished 7-4. Mizzou led 10-7 at the half, but BYU rallied for a pair of second-half TDs and limited Mizzou to just one fourth-quarter score to pull away in front of 51,480 fans.

► Mizzou drew first blood on a two-yard TD run by Eric Drain, but BYU quickly tied the game on 10-yard TD run by QB Steve Young. Mizzou's Brad Burditt hit a 37-yard FG to give Mizzou the lead at the break.

► In the third quarter, Young then found Eddie Stinnett for a 33-yard TD to put BYU on top. Drain scored another two-yard TD plunge to give Mizzou a 17-14 lead. But with just 23 second remaining, BYU called a trick play in which Young caught a throw-back pass for a TD to seal the win.

► Young was named offensive MVP after having a touchdown pass, touchdown run and touchdown reception in the game. Missouri's Bobby Bell was named defensive MVP.

LAST TIME AT ARROWHEAD

► Mizzou QB James Franklin rebounded from three early interceptions to toss two second-half touchdown passes, and Missouri rallied for a 24-10 victory over Kansas on Nov. 26, 2011. At the time, it was Mizzou's third consecutive win to move its record to 7-5 and 5-4 in Big 12 play. Kansas moved to 2-10 and 0-9 in Big 12 play with the loss.

► A rough start for Franklin and Mizzou allowed KU to jump out to a 10-0 lead. The Tigers finally got something going on offense later in the second quarter, marching 59 yards in 5:12 - largely on the ground - before Trey Barrow kicked a 23-yard field goal.

► A botched punt then gave Mizzou the ball at the KU 14 and it took Kendial Lawrence only three carries to tie the game at 10. After the Jayhawks were forced to punt, the Tigers went 93 yards for a touchdown, the big plays a 22-yard completion to Jerrell Jackson, a 20-yard run by T.J. Moe and a 25-yard TD pass from Franklin to Wes Kemp in the back of the end zone.

► Franklin hit Marcus Lucas for a 53-yard touchdown on the first play of the fourth quarter.

SCOUTING BYU

► BYU enters Saturday's contest at 7-2 on the season after topping San Jose State last Friday at Spartan Stadium in San Jose, Calif. BYU has now won five consecutive games after back-to-back September losses on the road to UCLA and Michigan. The Cougars own impressive wins over Nebraska in Lincoln on a Hail Mary as time expired and another over Boise State in Provo.

► Mizzou and BYU have one common opponent: UConn. Mizzou defeated UConn, 9-6, back in September and BYU opened October with a 30-13 win over the Huskies on Provo.

STAT BREAKDOWN



14.9	PTS / GAME	35.1
12.5	PTS ALLOWED / GAME	17.8
100.5	RUSH YDS / GAME	149.6
120.5	RUSH YDS ALLOWED / GAME	161.8
177.1	PASSING YDS / GAME	295.5
161.6	PASSING YDS ALLOWED / GAME	213.5
277.6	TOTAL OFFENSE / GAME	445.1
282.1	TOTAL OFFENSE ALLOWED / GAME	375.2
26:26	TIME OF POSSESSION	24:08
33-114	3RD DOWN	39-94
15-18	RED ZONE SCORES	29-33

QUICK STRIKES...NOTABLES

BOEHM IS MIZZOU'S IRONMAN

► Senior C **Evan Boehm** has started 49 consecutive games, which is the fourth-longest active streak in the nation. Boehm is also the only current player among Power 5 conferences to start at least 45 consecutive games, dating back to his 2012 season.

► Boehm is just two starts shy of breaking Mizzou's all-time career starts record (50 by CB Carl Gettis (2007-10), C Adam Spieker (2004-07) and TE Martin Rucker (2004-07). He will tie the mark if he starts against BYU Saturday.

► Check out the list below to see where Boehm, one of the top NFL draft prospects at center, ranks nationally.

NATION'S ACTIVE IRONMEN

Player	School	Consecutive Starts
1. Aidan Conlon	Northern Illinois	51
Andrew Ness	Northern Illinois	51
3. Alex Huettel	Bowling Green	50
4. Evan Boehm	Mizzou	49
5. Alonzo Russell	Toledo	46
Ben Clarke	Hawaii	46
7. Parker Ehringer	Cincinnati	45
8. Trevon Coley	Florida Atlantic	44
Cody Grice	Akron	44
10. two tied at 43		

HANSBROUGH REACHES 2K MARK

► Senior RB **Russell Hansbrough** rushed for 43 yards against South Carolina, giving him exactly 2,000 in his career. Only 14 Tigers (and only 12 running backs) have ever rushed for more than 2,000 yards in a career. Hansbrough is the first Tiger to do so since **Henry Josey** in 2013. Hansbrough ran for 62 yards last Thursday vs. MSU, moving him to 2,172.

► Hansbrough is the seventh player under head coach **Gary Pinkel** to accomplish that feat. Other 2,000-yard rushers under Pinkel include QB **Brad Smith** (4,289), **Zack Abbron** (3,198), **Henry Josey** (2,771), **Tony Temple** (2,552), **Kendall Lawrence** (2,232) and **Derrick Washington** (2,085). Of course, all of those running backs were mentored by RB coach **Brian Jones**, who has been with Pinkel's coaching staff since 1992.

► Hansbrough is the first Mizzou player to rush for 1,000 yards and return for a season since Henry Josey in 2013. Hansbrough ran for 1,084 yards in 2014. Hansbrough's 205 rushes in 2014 were the most by a Tiger RB since 2003 when Zack Abbron ran the ball 219 times. His 1,084 yards in 2014 rank 10th all-time at Mizzou. He has averaged 5.3 yards per carry over his career.

2,000-Yard Rushers Under Gary Pinkel

Player	Years	Carries	Yards	Yards/Carry
Brad Smith	2002-05	799	4,289	5.4
Zack Abbron	2000-03	692	3,198	4.6
Henry Josey	2010-13	395	2,771	7.0
Tony Temple	2004-07	466	2,552	5.5
Kendall Lawrence	2009-12	444	2,232	5.0
Russell Hansbrough 2012-present		424	2,172	5.2

HARRIS ADDED TO BEDNARIK AWARD WATCH LIST

► Redshirt sophomore DE **Charles Harris** has been wreaking havoc in opposing backfields all season and his play turned the heads of members of the Maxwell Club. In fact, Harris was one of 13 players nationally selected by the Maxwell Club to be added to the Chuck Bednarik Award Watch List earlier this month.

► Harris joins teammate **Kentrell Brothers** (Guthrie, Okla.) as Brothers was on the original Bednarik Award Watch List, which was released in July. Harris ranks fifth nationally and leads the Southeastern Conference with 11.5 tackles for loss in 2015. Harris is also ranked seventh in the SEC and among the nation's top 60 in quarterback sacks with 4.0. Harris recorded 2.0 sacks at Arkansas State, equaling his career total coming in. He also registered 4.5 tackles for loss (-24 yards) at A-State, which marked the first time a Mizzou defender recorded 4.5 or more tackles for loss in a game since Stryker Sulak had 5.0 TFLs vs. Illinois Aug. 30, 2008.

► Harris is fourth on the team and leads Mizzou defensive linemen with has 46 tackles (26 solo) with a team-high 17.0 tackles for loss (-80 yards), 7.0 sacks (-51 yards), six QB hurries and two forced fumbles through eight games. Harris is a big

reason why Mizzou leads the SEC while ranking third nationally with 83 total tackles for loss with at least seven in each game. Harris has had multiple tackles for loss in seven of Mizzou's nine games this season and he is averaging -4.7 yards per TFL this season.

FATONY NAMED TO RAY GUY WATCH LIST

► Mizzou Football's true freshman punter **Corey Fatony** (Franklin, Tenn.) has been named a candidate for the Ray Guy Award, as announced last Friday by the Augusta Sports Council. The award honors the nation's top punter and Fatony is one of just six freshmen punters on the watch list. This is the second time this season that Fatony has been recognized by the Augusta Sports Council after taking home Ray Guy National Player of the Week honors following Mizzou's game vs. Florida on Oct. 10.

► Fatony ranks 20th nationally in punting, averaging 44.1 yards per punt on 61 punts, a mark that ranks fourth-nationally. His 44.1 yards per punt average - which is on pace to be Mizzou's fourth-best single season mark - is the best mark nationally among freshmen punters. Fatony is a big reason why Mizzou ranks 18th nationally in net punting.

► The list will be narrowed to 10 semifinalists to be announced on November 13. Following the semifinalists announcement, a national body of Football Bowl Subdivision (FBS) sports information directors, coaches, media representatives and previous Ray Guy Award winners will vote for the top three finalists, who will be identified on November 23. The voting body will then cast ballots to select the winner.

► The presentation of the Ray Guy Award will be featured live on ESPN during The Home Depot College Football Awards, Thursday, December 10, at 7pm.

BAGGETT 19 POINTS SHY OF MIZZOU CAREER RECORD

► Heading into Saturday's game, Mizzou senior PK **Andrew Baggett** sits just 19 points shy of breaking **Jeff Wolfert's** career record for points scored. Baggett has 334 points in his career (63 field goals, 155 PATs).

► Last time out vs. MSU, Baggett connected on one of two FG attempts, moving his career total to 63. That is ahead former Tiger kicker Jeff Wolfert for the all-time career FG record at Mizzou. Wolfert (2006-08) had 59 in his years as the Tiger kicker.

► In his career, Baggett has turned in two of the best point-scoring season totals in Mizzou history. His 120 points in 2013 rank fourth all-time at Mizzou while his 97 total points a season ago rank 14th.

HOLDING ONTO THE ROCK

► Mizzou is coming off of a school-record performance in 2014 when it comes to ball security. Mizzou lost just three fumbles in 2014, the fewest in program history.

► Mizzou ran 954 plays in 2014, meaning that the Tigers lost a fumble just once in every 318 plays a season ago.

► The lost fumbles were not a case of just getting 'the lucky bounce' either. Mizzou put the ball on the turf just 10 times in 2014 (once every 95 plays). To put how good the 10 fumbles were, Mizzou's opponents fumbled more than three times as much with 32 fumbles. In fact, Mizzou recovered more fumbles (13) than it committed as a team in 2014.

► The trend has continued in 2015 as Mizzou has lost just zero fumbles in 576 total offensive plays over the first nine games with all three fumbles on special teams. The first fumble was on a punt as the ball hit a player and was recovered by UConn in the third game of the season. The second came as PR **Cam Hilton** was hit immediately as he fielded the ball, fumbling it away to Georgia. The same thing happened at Vanderbilt for Hilton. Mizzou has yet to lose a fumble on an offensive play from scrimmage this season.

► Mizzou leads the SEC and is tied for 15th nationally in fumbles lost this season, a stat that head coach **Gary Pinkel** and his staff have done a great job reinforcing its importance with their team.

BROTHERS OVER 100 TACKLES FOR 2ND STRAIGHT YEAR

► There hasn't been a more productive linebacker in the nation so far this season than Mizzou's **Kentrell Brothers**. With 14 stops vs. Mississippi State last time out, Brothers became the first Mizzou LB to post back-to-back 100-tackle seasons since current Arizona Cardinal **Sean Weatherspoon**, who totalled 155 in 2008 and 111 in 2009. Weatherspoon also posted 130 in 2007 as he accomplished the feat in three consecutive seasons.

► Brothers joins Weatherspoon and James Kinney as the only players under head coach **Gary Pinkel** with back-to-back 100-tackle seasons.

► Brothers has broken double-digits in tackles in eight of nine games and has 12-plus tackles in six of nine games, including a career-high 17 at Georgia.

QUICK STRIKES...MORE NOTABLES

PUTTING THE DEFENSE INTO PERSPECTIVE

- While we break down where Mizzou's defensive numbers rank both nationally and in the SEC on the next page, it is important to look at some key stats that prove just how dominant Mizzou's defense has been this season.
- Mizzou has allowed the third-fewest TDs nationally with just 15, tied with Boston College and Florida. That is a key reason why Mizzou ranks fourth nationally in scoring defense this season.

DEFENSE TERRIFIES OPPONENTS IN OCTOBER

- As we move to week two of November, it's time to take a look back at just how good Mizzou's defense was in October. In four games, Mizzou allowed 10 or fewer points in three October contests and the Tigers allowed just 10 scores all month - two in one game against Florida (the third was a pick-six against the Mizzou offense). Mizzou's defense allowed just four TDs throughout the entire month and limited opponents to just 10.75 points per game in that span.

DEFENSE DOMINANT AWAY FROM

- Defensive coordinator **Barry Odom's** group has been outstanding all season long and they have been downright salty away home. In four home games this season, Mizzou has allowed just 15 points per game and has allowed just six TDs in four non-home games. Keep in mind that five of those six TDs came in the first two road games of the season at Arkansas State and at Kentucky. Since then over the Tigers' last two road games, they have allowed just one TD and just 19 total points.

10 POINTS OR FEWER ALLOWED IN FIVE OF EIGHT GAMES

- Mizzou's defense is on a historic pace so far this season when it comes to keeping the opponent off the scoreboard. In five of nine games, Mizzou's defense has limited its opponents to 10 or fewer points. That is just the second time since 1980 that Mizzou has accomplished that feat - the other was 2010.
- In all, Mizzou has limited five opponents to fewer than 10 points in a season 53 times since 1890, but the majority of those came prior to 1950 (36 of the 53 occurrences came from 1890-1950).
- 2015 marks just the second season under head coach **Gary Pinkel** that Mizzou has allowed 10 or fewer points in five games.

MORE PERSPECTIVE FOR THE DEFENSE

- Though Mizzou has lost five games this season, the defense has been outstanding in four of those losses. In fact, Mizzou is allowing an average of just 18.4 points per game in those five losses. That is the fourth-best mark (second among teams w/ multiple losses) among defenses nationally in games lost.
- Mizzou's first loss came at Kentucky when it allowed 21 points and Florida, ranked 11th at the time, also hung 21 on the Mizzou defense. But in each of the next two losses - at Georgia and at Vanderbilt - Mizzou has allowed just 19 total points and just five scores. MSU last Thursday was the only team to hang more than 21 points on the Tigers this season.

IF IT GOES TO OVERTIME

- Grab your stomach acid medication and hold on tight, as a stellar defense and a knack for playing tight games can be a recipe for overtime. If it does go overtime, Mizzou fans can rest easy, as no program in NCAA history has won more overtime games than the Tigers. Mizzou has played 16 overtime games since the rule came into effect in 1996 (2nd-most behind Tennessee's 17), and the Tigers have come out victorious an NCAA-best 11 times...
- The most OT wins in NCAA history look like this: 1. Mizzou, Tennessee (11); 2. Arkansas (10), 4. Michigan, Northwestern, Syracuse, Utah (9); 8. 10 teams tied (8)...
- Here's a listing of the most OT games played in NCAA history (thru games of Oct. 17) - 1. Tennessee (17); 2. Mizzou, Fresno State, Syracuse, Utah (16); 6. Northwestern, Pittsburgh, (15); 8. 7 teams tied (14)...
- Interestingly enough, Mizzou Head Coach **Gary Pinkel** has the distinction of coaching in the first overtime game ever played at the FBS level. When Pinkel was skipper for Toledo, his Rockets won the MAC title and faced Nevada in the 1995 Las Vegas Bowl. For the 1995 bowl season, the current overtime rule was put into effect, and the game went to overtime, where Pinkel's Rockets claimed a 40-37 win in one extra period...
- Pinkel is 8-3 alltime at Mizzou in overtime, and he is 10-3 alltime, including a perfect 2-0 at Toledo

IF IT'S A CLOSE GAME

- In **Gary Pinkel's** 15 years on the sideline at Mizzou, the Tigers have played in plenty of close games and the Tigers have a knack for winning those games, especially lately.
- Pinkel in his career at Mizzou is 27-24 in games decided by seven points or fewer, including a 6-4 mark since 2013 and a 5-2 mark in 2014 and 2015.
- Mizzou is 40-34 in games decided by 10 or fewer under Pinkel and 13-8 since joining the SEC, including a 6-2 mark in 2014 and a 10-5 mark since 2013.

TURNOVER MARGIN IS KEY FOR PINKEL'S TIGERS

- Looking deep into the turnover margin, since **Gary Pinkel** took over the Mizzou program in 2001, Mizzou owns a plus-84 advantage in turnover margin (188 games).
- Pinkel's teams have won the turnover margin in 87 games, going 71-17 in such contests. Remarkably, 11 of those 16 losses came in Pinkel's first five years as he was rebuilding the program. Starting in 2006, Mizzou is 51-5 when winning the turnover battle. It is no surprise that in that span, Mizzou has won five conference division championships.
- Since joining the SEC, Mizzou is 17-2 when winning the TO battle including a current streak of 10 consecutive wins. While the 10 consecutive wins when winning the TO battle may seem impressive, it is still just over a third of the way to the school record, which is 29 consecutive wins by Pinkel's crew from 2005-2010.
- In Pinkel's 188 games as a head coach, Mizzou has either won the TO battle or tied in 138 of those 188 games. Mizzou has won 101 of those 138 games.
- Below is a breakdown of games when Mizzou has won the TO battle under Pinkel:

Mizzou Record By Turnover Margin Under Pinkel (188 games)

Turnover Margin	W	L	Pct.
+1 Turnover	25	13	65.8%
+2 Turnover	25	4	86.2%
+3 Turnover	12	0	100%
+4 Turnover	6	0	100%
+5 Turnover	3	0	100%

PINKEL'S RECORD BY POINTS SCORED

- The winningest coach in Mizzou history, **Gary Pinkel** has taken a once downtrodden program to one of the nation's most elite programs since 2007. Below is a look at his record base on points scored.
- It is worth noting when looking at this chart that when Mizzou scores at least 30 points, Pinkel is 93-10. What is even more remarkable is that Mizzou has scored more than 30 points in 103 of Pinkel's 188 games (55 percent).

PINKEL'S RECORD BY POINTS SCORED

Points	W	L	Pct.
0-9	1	11	.083
10-19	5	29	.147
20-29	18	21	.461
30-39	41	9	.820
40-49	33	1	.971
50-59	15	0	1.000
60-69	4	0	1.000

PINKEL'S RECORD BY POINTS ALLOWED

- Let's breakdown the same list by points allowed. Some notables are that Mizzou is 64-5 when holding opponents to fewer than 20 points during Pinkel's career and even more amazing is Mizzou's 104-27 record when limiting opponents to fewer than 30 points (79 percent). Mizzou lost its first ever game under Pinkel when limiting opponents to fewer than 10 points earlier this season at Georgia

PINKEL'S RECORD BY POINTS ALLOWED

Points	W	L	Pct.
0-9	29	1	.967
10-19	35	4	.897
20-29	40	22	.645
30-39	11	23	.324
40-49	2	13	.133
50-59	0	7	.000
60-69	0	1	.000

JAILBREAK BLITZ...DEFENSE NOTABLES

TEAM NOTABLES

► Mizzou's defense is playing at arguably its highest level since the early 1980s having held opponents to 21 points or fewer in eight of nine games this season and nine of 10 games dating back to last season's Buffalo Wild Wings Citrus Bowl (more on that streak below, by the way). That being said, the defense is well-represented in the national and SEC rankings so far this season. Below is a look.

MISSOURI DEFENSE IN NATIONAL AND SEC RANKINGS

Category	Stat	SEC	National
Tackles for Loss	9.2/gm	1st	3rd
Scoring Defense	14.6/gm	1st	4th
Total Defense	298.6	3rd	11th
Passing Defense	177.3/gm	3rd	14th
Pass Efficiency Def.	116.89/gm	6th	37th
Sacks	2.89/gm	3rd	15th
Rush Defense	121.2/gm	5th	22nd

► Not only does the team defense rank very high among conference and national opponents, but plenty of Mizzou individuals are well-represented among the national and SEC rankings, highlighted by a trio of breakout stars in LB **Kentrell Brothers** and DEs **Walter Brady** and **Charles Harris**. Below is a look.

INDIVIDUAL DEFENSE IN NATIONAL AND SEC RANKINGS

Player	Category	Stat	SEC	National
Kentrell Brothers	Total Tackles	117	1st	1st
Kentrell Brothers	Tackles/gm	13.0	1st	1st
Charles Harris	TFLs/gm	1.9	1st	2nd
Walter Brady	Sacks/gm	0.78	5th	20th
Charles Harris	Sacks/gm	0.78	5th	20th

► It is important to note that Brady leads all freshmen nationally with his seven sacks through the first nine games. Looking deeper into the stats, Harris and Brady have combined to give Mizzou one of the most potent DE duos in the nation. In fact, the duo's combined 27.5 tackles for loss (17.0 for Harris, 10.5 for Brady) are ahead of the pace set by current NFL players **Shane Ray** and **Markus Golden**, who had 25.5 through nine games a season ago.

► Harris and Brady have also combined to give Mizzou's the nation's second-best TFL duos. Below is a breakdown.

NATION'S TOP TACKLES FOR LOSS DUOS

School	Player	Player	Total
1. Penn State	Carl Nassib (19.5)	Austin Johnson (12.0)	31.5
2. Missouri	Charles Harris (17.0)	Walter Brady (10.5)	27.5
3. Arizona State	Salamo Fiso (16.0)	Antonio Longino (11.0)	27.0
Wisconsin	Joe Schobert (15.5)	Vince Biegel (9.5)	25.0
5. Oklahoma State	Emmanuel Ogbah (13.5)	Jimmy Bean (10.5)	23.5

► What is remarkable about the list above is that both Harris and Brady are underclassmen (Harris a RS sophomore, Brady a RS freshman). Every other player on the list above is either a junior or senior.

TIGER DEFENSE STAYING AWAY FROM BIG PLAYS

► Mizzou's defense has done a solid job of keeping opponents in check all season long, as one might surmise, with the Tigers ranking highly in many defensive categories within the SEC and nationally. One area where MU has really excelled is limiting long plays from scrimmage.

► In 637 defensive snaps through nine games so far, Mizzou has allowed only 26 plays of 20 yards or more, which leads the SEC and is 7th the NCAA. Breaking that down further, the Tigers have allowed only six plays of 30 yards or more (a national-best), and they have allowed just two plays of 40-plus yards, the second-best mark in the nation, trailing only Northwestern.

► The Tigers have been the best against the run on denying long plays, as they've allowed only three rushes of 20 yards or more (a national-best mark).

21 IS THE MAGIC NUMBER

► Continuing the theme of Mizzou's solid defensive play, we offer the fact that the Tigers have allowed 21 points or less in eight of nine games so far in 2015, and Mizzou's scoring defense average of 14.6 is tops in the SEC (and ranks 4th nationally)...

► Before Mississippi State hung 31 on the Tiger defense last Thursday, the Tigers had allowed 21 or fewer points in 9 consecutive games overall, which was the longest such streak at Mizzou since Warren Powers' Tigers achieved that in 12 straight games spanning the 1981-82 seasons. That streak began on Oct. 24, 1981, with a 6-0 loss to #15 Nebraska, and continued through Oct. 16, 1982, with a 17-17 tie against Iowa State. The 12-game string was broken, albeit barely, on Oct. 23, 1982, with a 23-19 loss at #5 Nebraska...

INDIVIDUAL NOTABLES

► LB **Kentrell Brothers** had a career-high 17 tackles at Georgia. His 17 tackles broke his previous career-high of 16, set twice earlier this season. The 17 tackles are also tied for the second-most by a Tiger in the Pinkel era. Brothers now has four of the top-seven tackling performances in the Pinkel era with all four coming this season (17 at UGA, 16 vs. SEMO, Arkansas State, 15 vs. Florida). He followed the UGA performance with 12 tackles last time out at Vanderbilt and 14 last week vs. MSU. He now has 12 or more tackles in six of nine games and has broken double-digit tackles in eight of nine games.

► Brothers has 117 tackles (61 solo), 7.5 TFLs (-24 yards), 2 INTs (returned 9 yards), three blocked kicks and one pass broken up through nine games. His 117 tackles lead the nation as do his 13.0 tackles per game. Mizzou's single season tackles record is 164 by Travis McDonald (1994). His 117 tackles this season are already the 19th-most by a Tiger with three regular season games remaining.

► Brothers has 147 tackles over his last 12 games (12.25 avg.).

► Brothers' 2-interception performance at Arkansas State was the first for Mizzou since S **Braylon Webb** picked off two passes at Florida on Oct. 18, 2014. It marked the 11th time a Mizzou defender has recorded two or more picks over the last 18 years. Brothers is just the third linebacker to gain that distinction, joining LB Sean Weatherspoon (2 vs. Illinois on Aug. 30, 2008) and LB Brandon Barnes (2 vs. Texas Tech on Oct. 25, 2003).

► Brothers is the first Mizzou player under **Gary Pinkel** to post four consecutive games with at least 10 tackles before seeing that streak snapped against South Carolina. It is worth noting that Brothers was nursing an injured ankle in that game, suffered the previous outing against Kentucky. Against Florida, Georgia, Vanderbilt and MSU over the last four weeks, he looked like the Brothers from the first four weeks, hauling in a team-high 60 tackles in that span. He has four games with 15+ tackles in 2015.

► DE **Charles Harris** recorded 2.0 sacks at Arkansas State, equaling his career total coming in. He also registered 4.5 tackles for loss (-24 yards) at A-State, which marked the first time a Mizzou defender recorded 4.5 or more tackles for loss in a game since LB Stryker Sulak has 5.0 TFLs vs. Illinois Aug. 30, 2008 at the Edward Jones Dome in St. Louis.

► Harris has 46 tackles (26 solo), 17.0 tackles for loss (-80 yards), 7.0 sacks (-51 yards), six QB hurries and two forced fumbles through eight games. He had a career-high nine tackles with a sack at Georgia and followed that with six tackles, three TFL and a strip sack at Vanderbilt. He had two tackles, 1.5 TFLs, a sack and 2 QBHs vs. MSU last time out.

► Harris is 2nd nationally and 1st in the SEC in tackles for loss through nine games.

► DE **Walter Brady** recorded his first 2.0 career sacks (-10 yards) vs. UConn. His 7.0 sacks (20th-most nationally) and tops among freshmen nationally.

NOTABLES FROM MISSISSIPPI STATE

► Sophomore DB **Logan Cheadle** recorded the first sack and tackle-for-loss of his career by bringing down MSU QB Dak Prescott 3-yards behind the line midway through the first quarter.

► Senior LB **Kentrell Brothers** notched his first forced fumble of the season and fourth of his career at 4:41 in the first quarter.

► Brothers recorded 14 tackles on the evening, his fourth consecutive and eighth overall game with 10+ tackles.

► Brothers entered the game leading the nation with his 103 tackles and has run his tally of stops to 117.

► Junior LB **Donavin Newsom** forced Mizzou's second fumble of the night early in the second quarter. It was Newsom's first of the season and third of his career.

► Freshman DT **Terry Beckner Jr.** recovered the Brothers forced fumble for the first recovery of his career. Sophomore S **Thomas Wilson** recovered the Newsom

JAILBREAK BLITZ...DEFENSE NOTABLES

fumble, also the first of his career.

- Sophomore SS **Anthony Sherrills** recorded his second tackle-for-loss of the season midway through the second quarter.
- Junior CB **Aarion Penton** broke up his team-leading seventh pass with 9:03 remaining in the second quarter.
- Mizzou recovered two fumbles on the evening for the first time this season. It was the first time that Mizzou came away with multiple fumble recoveries since recovering three in last year's Citrus Bowl against Minnesota on Jan. 1, 2015. Mizzou has forced multiple fumbles three times this season but had yet to come away with more than one recovery until Thursday's contest.
- Sophomore DE Charles Harris notched his fourth consecutive game with a tackle-for-loss with 1.5 on the night. Harris has 17.0 tackles-for-loss on the season.

BALL-HAWKING

- The key to Mizzou's solid defense so far this year has been its ability to slow the pass with eight interceptions. Mizzou has a pair of three-interception games this season, marking the ninth time in 15 seasons under **Gary Pinkel** that the Tigers have had at least two separate three-interception games in the same season.
- Mizzou had three picks in a road win at Arkansas State earlier this season, two coming from LB **Kentrell Brothers** and the other coming from CB **John Gibson**. Mizzou also hauled in three interceptions against South Carolina with **Ian Simon**, **Kenya Dennis** and **Walter Brady** each hauling in picks.
- Below is a breakdown of Mizzou's three-interception games under Pinkel, which has grown to 15 such games.

MIZZOU WITH 3+ INTERCEPTIONS SINCE 2002

Game	INTs
2002 MU 44, Troy State 7	4
2003 MU 62, Texas Tech 31	4
2004 Troy 24, MU 13	3
2004 MU 17, Colorado 9	3
2005 MU 38, South Carolina 31	3
2006 MU 34, Ole Miss 7	3
2007 MU 41, Texas Tech 10	4
2010 MU 23, Illinois 13	3
2010 MU 50, McNeese St. 6	3
2010 MU 35, Kansas 7	3
2013 MU 58, Murray State 14	3
2013 MU 38, Toledo 23	3
2013 MU 45, Indiana 28	3
2015 MU 27, Arkansas State 20	3
2015 MU 24, South Carolina 10	3

NO FLY ZONE

- Staying on the topic of Mizzou's pass defense, the Tigers have been nothing short of sensational this season.
- Mizzou is third in SEC and is 14th nationally in pass defense, allowing just 177.3 yards through the air this season. Mizzou has held seven of its opponents this season to fewer than 200 yards passing.

SACK MASTERS

- Mizzou finished 2014 with a school-record and SEC-leading 44.0 total sacks, one year removed from tallying 41.5 in 2013, which at the time was a school record.
- Through nine games this season, Mizzou has 26 sacks, a top-15 mark nationally.
- Mizzou's 111.5 total sacks over the last two-plus seasons rank as the fourth-most in college football in that span. Below is a list:
 1. Utah - 120 (39 in 2013, 55 in 2014, 26 in 2015)
 2. Washington - 115 (41 in 2013, 51 in 2014, 23 in 2015)
 3. Ohio State - 114 (42 in 2013, 45 in 2014, 27 in 2015)
 4. **Mizzou - 111.5 (41.5 in 2013, 44 in 2014, 26.0 in 2015)**
 5. Virginia Tech - 104 (39 in 2013, 48 in 2014, 17 in 2015)
- Mizzou is third in the nation with 83 total tackles for loss and the 9.2 per game average is also third nationally. Keep in mind, Mizzou does not have a senior on #DLineZou this season and starts two freshmen and a sophomore.
- Looking deeper into that, 43.5 of Mizzou's 83 total tackles for loss this season have come from freshmen or sophomores (52-percent).

KC MO...ROLLLLLL

► Saturday's game will serve as a homecoming for 19 Mizzou players who call the Kansas City metro area home. Included among those 19 players are five from Kansas City, Mo., representing five different high schools. Lee's Summit is the most well-represented Kansas City suburb with nine players from the area. TE Kendall Blanton is the lone representative from Blue Springs, Mo., and that rounds out the Kansas City natives from the Missouri side of the city. In all, four Kansas natives from the Mizzou roster are from the KC area. OL Mike Fairchild is from Overland Park, Kan., while DL Josh Moore is from close-by Olathe. OL A.J. Harris and Clay Rhodes call Stilwell, Kan., home. Below is a full breakdown.

Marquise Doherty - Fr. - Kansas City, Mo. (Winnetonka)
 Anthony Sherrills - R-So. - Kansas City, Mo. (Hogan Prep)
 Tanner Hull - R-So. - Kansas City, Mo. (O'Hara)
 Morgan Steward - Jr. - Kansas City, Mo. (Staley)
 Charles Harris - RSSo. - Kansas City, Mo. (Lincoln Prep)
 Drew Lock - Fr. Lee's Summit, Mo. (Lee's Summit)
 Ryan Williams - Fr. Lee's Summit, Mo. (Lee's Summit West)
 Corbin Berkstresser - RSSr. Lee's Summit, Mo. (Lee's Summit)
 Logan Cheadle - So. - Lee's Summit, Mo. (Lee's Summit West)
 DeAndre McKenzie - Sr. - Lee's Summit, Mo. (Lee's Summit North)
 Jordan Hill - RSSo. - Lee's Summit, Mo. (Lee's Summit North)
 Kevin Pendleton - RSFr. - Lee's Summit, Mo. (Lee's Summit West)
 Evan Boehm - Sr. - Lee's Summit, Mo. (Lee's Summit West)
 Andrew Baggett - RSSr. - Lee's Summit, Mo. (Lee's Summit North)
 Kendall Blanton - RSFr. - Blue Springs, Mo. (Blue Springs South)
 Mike Fairchild - RSFr. - Overland Park, Kan. (Blue Valley West)
 Josh Moore - Fr. Olathe, Kan. (Olathe North)
 AJ Harris - Fr. - Stilwell, Kan. (Blue Valley)
 Clay Rhodes - RSSo. - Stilwell, Kan. (Blue Valley)

DEFENSE, SPECIAL TEAMS SPECIAL UNDER PINKEL

- Since head coach **Gary Pinkel** took over the program in 2001, Mizzou has scored 72 times on defense or special times (48 defensive scores, 24 special teams scores). To put that mark into perspective, Mizzou had just 28 defensive and special teams scores in the previous 15 seasons prior to Pinkel's arrival on campus.
- The 24 special team scores consist of 19 punt or kick return scores (12 punt, seven kick) and five blocked kick scores (including one this season for a safety against UConn).
- Mizzou's 48 defensive scores consist of 22 pick six plays, 14 fumble recoveries and 12 defensive safeties.

FATONY EARNS NATIONAL HONOR

- Freshman punter **Corey Fatony** earned the Ray Guy Award National Player of the Week title after his stellar performance against Florida back in October.
- Fatony punted nine times against the Gators, averaging 47.8 yards per punt while resetting his career-long with a 61-yard punt in the second quarter. He pinned the Gators inside their 20-yard line four times. On the year, Fatony, a true freshman, is averaging 44.1 yards per punt on 61 attempts. He has placed 19 punts inside the 20 this season and had 23 fair caught while just three have been touchbacks.
- Fatony leads all freshmen nationally in punting and ranked 20th among all players in the country. Below is a breakdown of the freshmen leaders.

FRESHMEN PUNTING LEADERS (NCAA)

Player	School	Rank	Avg.
Corey Fatony	Mizzou	20th	44.1
Steve Coutts	Louisiana-Lafayette	29th	43.5
Austin Seibert	Oklahoma	30th	43.5
Joe Schopper	Purdue	49th	42.4

QUICK HITS...MISCELLANEOUS NOTABLES

PINKEL ON DODD TROPHY WATCH LIST

► Mizzou football head coach **Gary Pinkel** was one of 23 head coaches to be named to the Dodd Trophy Preseason Watch List, announced July 10 by the Bobby Dodd Coach of the Year Foundation and the Chick-fil-A Peach Bowl. Pinkel is one of eight SEC coaches to land on the list, which is designed to recognize the nation's top head coach.

► The list includes 23 of the nation's top college football coaches representing all Power 5 conferences, the Mountain West Conference and Notre Dame. The head coaches on the watch list represent programs with the highest ideals of leadership, scholarship and integrity on and off the field – the three pillars of legendary coach Bobby Dodd's philosophy. Each coach sits at the helm of programs with winning records, superior Academic Progress Rate (APR) scores and graduation rates, along with a strong commitment to service within their respective communities.

► Pinkel is the reigning SEC Coach of the Year and has led Mizzou to five conference division titles in the last eight seasons (2007, 2008, 2010, 2013, 2014), which is tied for the best in the nation in that span. Mizzou has won 78 games since 2007, which ties Ohio State for the fifth-most wins nationally in that span. Pinkel is the winningest coach in Mizzou history (117-67) and is the 19th-winningest coach in FBS history.

► Not only have Pinkel's teams seen tremendous success on the field, but they have excelled in the classroom. In 2013 and 2014, Pinkel's teams have ranked in the NCAA top 10 in APR. The Tigers were third in the SEC in APR in 2015 and led the league in 2014.

A 'BARRY' INTIMIDATING GROUP

► Mizzou's defense has become one of the most feared groups in the SEC and this year, the group will have a new leader as DC **Barry Odom** returns to Mizzou after a successful stint as the DC at Memphis. Odom, 38, as he takes over for **Dave Steckel**, who left to be head coach at Missouri State following the conclusion of Mizzou's 2014 season.

► Odom has been defensive coordinator and safeties coach at Memphis for the past three seasons, where he has orchestrated an impressive body of work by the Tiger defense. Memphis concluded a 10-3 season that was fueled largely by Odom's defense which ranked fifth nationally in scoring defense (17.1 ppg) and 22nd in total defense (343.3 ypg) heading into bowl season. That marked an astounding incremental improvement, as Memphis ranked 117th nationally in total defense in 2011 prior to Odom assuming the reins. In 2012, Odom's first year, the Tiger defense improved to 50th nationally in total defense (383.6 ypg), followed by a jump to 39th in 2013 (370.7 ypg). Memphis earned a share of the 2014 American Athletic Conference title, giving them a conference championship for the first time since 1971.

► It's a homecoming for Odom as he returns to his alma mater, where he starred as a linebacker for Mizzou from 1996-99 and later returned for a nine-year stint (2003-11) in a variety of roles for Pinkel's staff. He first came back in 2003 as an administrative graduate assistant, and after one year in that role, Odom moved to director of recruiting for the 2004 and 2005 seasons and then served three years (2006-08) as director of football operations.

► In 2009, Odom moved to the coaching side of the ledger, as Pinkel's safeties coach for three seasons where he developed **Kenji Jackson**, **Jarrell Harrison** and **Jasper Simmons** into All-Big 12 performers for Tiger teams which won 26 games in those three years. Odom also played a significant role in recruiting, as he was the lead on many highly-regarded prospects who chose to attend Mizzou.

BACK-TO-BACK

► Mizzou has won the SEC East in back-to-back seasons and that accomplishment has put Mizzou in some pretty elite company. Since 2001, Mizzou joins Alabama, Georgia, Florida and Tennessee as the only SEC teams to win two consecutive SEC division titles. Four programs in the SEC (Kentucky, Ole Miss, Texas A&M and Vanderbilt) have never won an SEC Division Championship and Mizzou has done so twice in its first three seasons

► Mizzou's 23 wins over 2013 and 2014 are fifth nationally, trailing only Florida State (27), Ohio State (26), Michigan State (24) and Oregon (24).

► Since 2007, Mizzou has claimed five conference division titles (three Big 12 North titles and two SEC East titles), the most in the nation during that span.

► All of those division-winning seasons ended with at least 10 wins as five of Mizzou's six 10-win seasons in program history have come under the direction of **Gary Pinkel**.

► In each of the last two seasons, Mizzou has clinched the SEC East at home with wins over SEC West powers Texas A&M (2013) and Arkansas (2014). Each division title seemed equally as improbable to national pundits, but Mizzou defied the odds each year. In 2013,

Mizzou was coming off of a disappointing 2012 campaign in which it went 5-7. But the Tigers rebounded for a 12-2 season, ranking as high as No. 5 nationally and culminating in an AT&T Cotton Bowl Classic win over Oklahoma State. Last year, Mizzou won its final six regular season games despite being underdogs in four of those six games. The season ended with an 11-3 mark and a Buffalo Wild Wings Citrus Bowl Championship.


"MO"VEMBER

► There is no question that in college football, teams that win in November often are destined for championships and Mizzou Football has been the perfect reflection of that over the last two years. Since 2013, Mizzou is a perfect 8-0 in the month of November.

REMEMBERING 'AO' 10 YEARS LATER

► The 2015 season marks the 10-year anniversary of the tragic passing of **Aaron O'Neal**, a linebacker on the 2005 Mizzou Football team who passed away at the age of 19 following a voluntary workout. O'Neal may be gone, but he has not been forgotten by anyone in the Mizzou community and his memory lives on with Gary Pinkel and the program 10 years later.

► Gary Pinkel has done his best to help the program remember O'Neal, the man with the 'million-dollar smile' as he was renowned. Every year, a linebacker from the St. Louis area - where O'Neal called home - will don O'Neal's #25. Currently, that bestowment belongs to sophomore LB **Donavin Newsom**; he will wear it for the remainder of his career and pass along to another St. Louis LB. Newsom, just like O'Neal, graduated from Parkway North High School in St. Louis, Mo.



BOEHM, DENNIS, HANSBROUGH, SIMON CAPTAINS

► In its annual tradition, Mizzou Football and head coach Gary Pinkel announced the team's captains to coincide with the opening of training camp in early August. Earning this distinction as team captains this season were seniors C **Evan Boehm**, CB **Kenya Dennis**, RB **Russell Hansbrough** and S **Ian Simon**.

► The four seniors were selected by their teammates and have combined to play in 129 games, including a combined 77 starts. The seniors have helped Mizzou win 28 games over the last three seasons and were key cogs in Mizzou's back-to-back SEC East Championships over the last two seasons.



10 TIGERS PLAYING AFTER EARNING DEGREES

► When Mizzou hits the field for the first time in 2015, 10 Tiger seniors will be playing having already earned their degrees. That is the third-most graduates playing on any team in the nation in 2015. In addition, five of the seniors are scheduled to graduate in December while the remaining four are all on pace to graduate in May.

► The current Mizzou grads playing for Gary Pinkel this season are:

- | | |
|------------------------------|---------------------------------|
| - S Cortland Browning | - QB Corbin Berkstresser |
| - OL Taylor Chappell | - TE Clayton Echard |
| - LB Clarence Green | - OL Mitch Hall |
| - RB Tyler Hunt | - WR Wesley Leftwich |
| - OL Connor McGovern | - OL Brad McNulty |

► The Mizzou seniors on pace for a December graduation:

- C **Evan Boehm**
- RB **Russell Hansbrough**
- CB **DeAndre McKenzie**
- OL **Nick Monaghan**
- S **Ian Simon**

► The Mizzou seniors on pace for a May graduation:

- | | |
|-------------------------------|--------------------------|
| - K Andrew Baggett | - CB Kenya Dennis |
| - LB Kentrell Brothers | - DB Trei Walton |

#MIZZOUMADE ... WHAT IT MEANS:

GARY PINKEL



190 WINS

2ND WINNINGEST ACTIVE COACH IN FBS

TOTAL PLAYER DEVELOPMENT

► **Definition:** (n.) The Mizzou Football Family's approach to developing student-athletes academically, athletically, and socially better than any program in the nation.

► "MizzouMade" describes the coaching staff's proactive approach to all areas of their players' lives: academic, social, family, spiritual, and mental well-being. Throughout their time on the team, Mizzou Football players develop their athletic skills, as well as tools to become respectful, educated, and well-rounded men.

FULLY DEVELOP AS AN ATHLETE

► A great work ethic is at the core of Mizzou Football's athletic development. Working hard opens up doors and provides the opportunity to grow, achieve, and succeed at the highest level. Through discipline and an open relationship with the coaching staff, there is no limit to improving players' performances.

► Mizzou Football players have access to incredible resources for athletic development, including an award-winning strength and conditioning coach, position coaches, trainers, nutritionists, and more. Summer workouts and the Winning Edge program are just a few of the activities designed to help Mizzou student-athletes reach their full potential. This top-notch athletic development plays a key role in growing and maintaining the Mizzou Football NFL pipeline.

DEVELOP AS A PERSON

► Live by core values: Mizzou has very high expectations for our players, and every member of the Mizzou Football Family must have high expectations for himself. The traditions players are being asked to uphold at the University of Missouri are the same traditions predecessors worked so hard to create. How players choose to conduct themselves, both publicly and privately, reflects on the Mizzou family, teammates, coaches, and the entire Mizzou community. It is important for Mizzou players to hold themselves accountable to these expectations.

GET AN EDUCATION

► Student-athletes are just that—students first, athletes second. The primary mission of the Mizzou Football program is to ensure that every student-athlete graduates, and we're committed to that promise. Mizzou has improved its NCAA Graduation Success Rate for nine straight years, and Mizzou football leads the SEC in athlete graduation rates. Across the Athletic Department, 54 percent of Mizzou student-athletes earned a 3.00 GPA in spring 2015.

► Mizzou football players work hard on the field, and they're expected to work just as hard in the classroom. Mizzou football has graduated 97 percent of its seniors in the past five years, and we won't be satisfied until 100 percent of athletes walk back through the columns with a diploma in hand.

► Academic excellence is more than a tradition — it's an expectation.

BECOME A CHAMPION

► Members of the Mizzou Football Family not only train physically, but also practice the attitude of winners. Mizzou players train in a "No Excuses" atmosphere where positivity—even in the face of a loss—reigns supreme. They know that sacrifice, commitment and unselfishness, in combination with athletic ability, is the only way to achieve victory.

JOIN A FAMILY

► Missouri Tigers are more than teammates, more than friends—they're family.

► Starting on day one, Mizzou Football players are taught to treat each other like family. Being part of a family means putting everyone else before yourself, and that takes work. It takes communication. It takes accountability. And it takes trust.

► Mizzou Tigers work hard in the classroom, give 100 percent in practice, and leave everything on the field to help the family. There are no individual players on this football team; there is only one committed family, whose success or failure depends on the commitment of each family member.

► The Mizzou Football Family gives it all, all the time.



• Head coach Gary Pinkel truly cares about how all of his players develop as young men.



• Strength coach Dr. Pat Ivey is a cog in Mizzou's second-to-none player development program.



• At Mizzou, players are expected to get their degrees. Players are also expected to finish as champions. Top: Clarence Green accepts his diploma last May. Bottom: Mitch Morse (2nd round NFL Draft pick) celebrates Mizzou's second consecutive SEC East Championship last November.




• From top to bottom:
• DE Charles Harris volunteers with the Special Olympics
• C Evan Boehm and SS Braylon Webb (2014 graduate) stand up against sexual assault with Missouri Men Say No More program.
• LB Kentrell Brothers spends some time at the Boys & Girls Club of Columbia in May.

HEAD COACH GARY PINKEL

• With his 190 career wins in 24-plus seasons as a head coach, Mizzou's Gary Pinkel is the 19th winningest coach in college football history. He is also the second-winningest active coach in college football.

• Pinkel became the all-time winningest coach at Missouri (102) when the Tigers won the Cotton Bowl to close out 2013...



WINNINGEST ACTIVE FBS HEAD COACHES

	Coach, School	Yrs.	W	L	T	Pct.
1.	Frank Beamer, Virginia Tech	34	277	142	4	.660
2.	Gary Pinkel, Mizzou	25	190	108	3	.636
	Bill Snyder	24	190	99	1	.657
4.	Nick Saban, Alabama	19	185	60	1	.755

COACH PINKEL TALKING POINTS

- 2014 SEC Coach of the Year
- 2007 Big 12 Coach of the Year
- 2007 FieldTurf National Coach of the Year
- 2007 Finalist for Robinson, Bryant, Munger Awards
- 2nd Winningest Active Coach in FBS
- 19th Winningest Coach in College Football history
- Five Conference Division Championships since 2007 (2007, 2008, 2010, 2013, 2014)
- Mizzou's all-time winningest head coach (117-69)
- Toledo's winningest head coach (73-37-3)
- Led Mizzou to school-record 7 straight bowl games (2005-2011)
- Has produced 8 NFL Draft First Round Draft Picks
- Five 10-win seasons at Mizzou (Just one in the previous 110 seasons)

In 14 years at the University of Missouri, Gary Pinkel has meticulously built a previously downtrodden program into one of the most successful in the nation, and after a thrilling 2013 season, he very well might have performed the best coaching job of his career in 2014.

Picked to finish a distant fourth in the SEC Eastern Division in the preseason, Pinkel guided his troops to an 11-3 record and a second-straight division championship and subsequent bowl game victory.

The Tigers ended the magical 2014 season with a New Year's Day 33-17 win over Minnesota in the Buffalo Wild Wings Citrus Bowl, giving the Tigers 23 wins in two seasons - a school record.

The job Pinkel did during the year went recognized by his coaching peers, as he was voted the SEC Coach of the Year by league coaches.

The well-deserved honor capped a season that saw the Tigers rebound from a pair of tough losses early in the year and close the regular season with six straight wins - including four games in which they entered as underdogs - to claim the East crown.

Under his watch, Mizzou has now won conference division titles five of the last eight seasons (2007, 2008, 2010, 2013, 2014), which is tied for most in the nation during that stretch (along with Alabama and Florida State), while the Tigers' 78 wins in that time is tied for 5th-best among FBS "power 5" conferences.

The winningest head coach in both Mizzou and Toledo histories (making him the only active coach to make that claim at the FBS level), Pinkel enters the Mississippi State game with a Mizzou record of 117-70 in 14-plus seasons, while he's 190-107-3 overall in 24 seasons. His 190 wins is the 2nd-most among active FBS coaches.

Pinkel got his MU record-breaking win thanks to a thrilling 41-31 win over Oklahoma State in the 2014 AT&T Cotton Bowl Classic. The win was the 102nd at MU in his 13 years patrolling the sidelines, and that broke a tie he held going into the game with Tiger legend Don Faurot, who won 101 games in 19 seasons from 1935-42 and 1946-56. Pinkel has 113 wins at Mizzou following 2014.

PINKEL QUICK FACTS:

Age:	63
Birthdate:	April 27, 1952
Hometown:	Akron, Ohio
Alma Mater:	Kent State (1973)
Playing Honors:	Hon. Men. All-American Tight End (1973 - Associated Press)

COACHING PROGRESSION:

Kent State:	
Grad. Asst. Coach	1974-75

Washington:	
Grad. Asst. Coach	1976

Bowling Green:	
Asst. Coach	1977-78

Washington:	
Asst. Coach	1979-1990

Toledo:	
Head Coach	1991-2000

Mizzou:	
Head Coach	2001-Present

PINKEL CAREER RECORD

at Mizzou (2001-Present)	117-71 (62.2%)
at Toledo (1991-2000)	73-37-3 (65.9%)
TOTALS	190-108-3 (63.6%)

PINKEL YEAR-BY-YEAR

<u>At Toledo</u>	
1991	5-5-1
1992	8-3
1993	4-7
1994	6-4-1
1995 (MAC Champs / LV Bowl Champs)	11-0-1
1996	7-4
1997 (MAC West Champs)	9-3
1998 (MAC West Champs)	7-5
1999	6-5
2000	10-1
10 Years	73-37-3

<u>At Mizzou</u>	
2001	4-7
2002	5-7
2003 (Independence Bowl)	8-5
2004	5-6
2005 (Independence Bowl Champs)	7-5
2006 (Sun Bowl)	8-5
2007 (Big 12 North Champs / Cotton Bowl Champs)	12-2
2008 (Big 12 North Champs / Alamo Bowl Champs)	10-4
2009 (Texas Bowl)	8-5
2010 (Big 12 North Champs / Insight Bowl)	10-3
2011 (Independence Bowl Champs)	8-5
2012	5-7
2013 (SEC East Champs / Cotton Bowl Champs)	12-2
2014 (SEC East Champs / Citrus Bowl Champs)	11-3
2015	4-5
14 Years	117-71

THE COACHING STAFF

- Four of head coach Gary Pinkel's nine assistant coaches have been at Mizzou for the entirety of Pinkel's tenure in Columbia (2001-Present). That group includes:



ANDY HILL
ASSOC. HC
QUARTERBACKS

CORNELL FORD
CORNERBACKS

BRIAN JONES
RUNNING BACKS

CRAIG KULIGOWSKI
DEFENSIVE LINE

- Ford, Jones and Kuligowski all came with Pinkel as he moved his staff to Columbia after his successful 10-year run at Toledo (1991-2000).
- Ford (1996-2000) coached Toledo's receivers in his Rocket days, also serving as recruiting coordinator in 1996. He was a graduate assistant on Pinkel's first staff in 1991.
- Jones (1992-2000) began oversight of running backs in 1995 after coaching receivers from 1992-94.
- Kuligowski was Toledo's defensive line coach for the majority of his stint with the Rockets (1996-2000) after serving as recruiting coordinator, tight ends coach and assistant offensive line coach at Toledo from 1992-1995.
- Hill's tenure at Mizzou, now in its 20th season, predates the Pinkel era. Hill tutored the Tigers' wide receivers from 1996-2000, also serving as co-offensive coordinator in 2000.

THE COORDINATORS



JOSH HENSON
OC
TIGHT ENDS/OL

- LOCATION:** In booth
- Josh Henson, now in his seventh year at Mizzou, is entering his third as the program's offensive coordinator. He joined Pinkel in 2009 as Pinkel's first staff addition since 2001.
- Henson is a 1998 graduate of Oklahoma State and spent 1999-2005 on OSU's coaching staff. He spent 2005-08 at LSU as the tight ends coach and recruiting coordinator.



BARRY ODOM
DC
LINEBACKERS

- LOCATION:** In booth
- Barry Odom, a True Son graduate of Mizzou in 1999, is a familiar face for Gary Pinkel. He is in his first year as DC after a successful three year stint in the same role at Memphis. He replaces Dave Steckel, now head coach at Missouri St.
- Overall, Odom is entering his 10th season at Mizzou. He started for Pinkel in 2003 as an administrative assistant, eventually acceding to safeties coach from 2009-11 before leaving for Memphis. He was a four-year letterwinner at LB for Mizzou.

THE POSITION COACHES



A.J. RICKER
OFFENSIVE LINE



RYAN WALTERS
SAFETIES



PAT WASHINGTON
RECEIVERS

Second-year assistant coach A.J. Ricker (offensive line) is a new face on the Mizzou coaching staff, but is certainly familiar with the program. The former Illinois OL coach (2013) and run game coordinator at Western Michigan (2011-12) started 47 consecutive games at center for Mizzou from 2000-03.

Ryan Walters is in his first year at Mizzou, working with the safeties. He comes to Mizzou from Memphis along with DC Barry Odom. Walters is a 2008 graduate of Colorado where he was a team captain. He has coached at North Texas, Oklahoma, Arizona, North Texas and his alma mater Colorado.

Pat Washington enters his third season as the WR coach at Mizzou. He held the same position at Kentucky and has coaching roots at plenty of schools in the SEC footprint, including Tennessee, Mississippi State, Auburn, Southern Miss, Baylor and TCU.

THE ASSISTANTS

Associate Head Coach Andy Hill

Year at Mizzou: _____ 20th
Position Group: _____ Quarterbacks
Alma Mater _____ Missouri, 1985
Family: _____ Wife: Sarah
Children: Patricia Ryan, Andrew

Offensive Coordinator Josh Henson

Year at Mizzou: _____ 7th // 3rd as OC
Position Group: _____ Tight Ends/ O-Line
Alma Mater _____ Oklahoma St., 1998
Family: _____ Wife: Shauna
Children: Will, Kate

Defensive Coordinator Barry Odom

Year at Mizzou: _____ 10th // 1st as DC
Position Group: _____ Linebackers
Alma Mater _____ Missouri, 1999
Family: _____ Wife: Tritia
Children: James, Garyt, Anna

Assistant Coach Cornell Ford

Year at Mizzou: _____ 15th
Position Group: _____ Cornerbacks
Alma Mater _____ Toledo, 1991
Family: _____ Wife: Dawn
Children: Devin, Taylor

Assistant Coach Brian Jones

Year at Mizzou: _____ 15th
Position Group: _____ Running Backs
Alma Mater _____ Connecticut, 1980
Family: _____ Wife: Mary Kay
Children: Grant, Brandon, Audrey

Assistant Coach Craig Kuligowski

Year at Mizzou: _____ 15th
Position Group: _____ Defensive Line
Alma Mater _____ Toledo, 1991
Family: _____ Wife: Mary
Children: Peyton, Madeline, Max

Assistant Coach A.J. Ricker

Year at Mizzou: _____ 2nd
Position Group: _____ Offensive Line
Alma Mater _____ Missouri, 2004
Family: _____ Wife: Lauren
Children: Andrew

Assistant Coach Ryan Walters

Year at Mizzou: _____ 1st
Position Group: _____ Safeties
Alma Mater _____ Colorado, 2008
Family: _____ Wife: Tara
Children: Aaron

Assistant Coach Pat Washington

Year at Mizzou: _____ 3rd
Position Group: _____ Receivers
Alma Mater _____ Auburn, 1987
Family: _____ Wife: Claudette
Children: Tyson, Justin

AP TOP 25

TEAM	2015 RECORD	PTS
1 Clemson(31)	9-0	1489
2 Ohio State(26)	9-0	1460
3 Alabama(2)	8-1	1376
4 Baylor(2)	8-0	1351
5 Oklahoma State	9-0	1256
6 Notre Dame	8-1	1219
7 Stanford	8-1	1144
8 Iowa	9-0	1091
9 LSU	7-1	1050
10 Utah	8-1	900
11 Florida	8-1	887
12 Oklahoma	8-1	858
13 TCU	8-1	841
14 Michigan State	8-1	807
15 Michigan	7-2	684
16 Houston	9-0	561
17 North Carolina	8-1	506
18 UCLA	7-2	403
19 Florida State	7-2	379
20 Mississippi State	7-2	357
21 Temple	8-1	310
22 Navy	7-1	218
23 Wisconsin	8-2	183
24 Northwestern	7-2	177
25 Memphis	8-1	137

Others Receiving Votes

USC 104, BYU 35, Ole Miss 22, Texas A&M 6, Boise State 6, Toledo 4, Washington State 2, Western Kentucky 2

NUMBERS TO KNOW

125 The 2015 season marks the 125th season of University of Missouri football. The Missouri football program began play in 1890. However, MU did not field a team in 1918 due to an influenza epidemic on campus.

659 Mizzou holds an all-time record of 659-539-52, which equates to a .548 winning percentage.

351 The Tigers are 351-303-32 overall in conference play (53.5 winning percentage). Head coach Gary Pinkel's squad is 17-10 in the SEC, including the outstanding 7-1 league mark from last season.

12 Mizzou has won 12 conference championships. Those titles have come in: 1909, 1913, 1919, 1924, 1925, 1927, 1939, 1941, 1942, 1945, 1960 and 1969.

5 The Tigers have won five conference divisional championships, with all four crowns coming during the Pinkel era (2007, 2008, 2010, 2013, 2014).

31 Mizzou has played in 31 bowl games, all-time, and has gone 15-16 in those games. Pinkel has led the Tigers to 10 bowl appearances, a program-record. Mizzou has gone 6-4 in bowls under Pinkel.

AMWAY COACHES TOP 25

TEAM	2015 RECORD	PTS
1 Ohio State	9-0	1526
2 Clemson	9-0	1511
3 Baylor	8-0	1439
4 Alabama	8-1	1410
5 Oklahoma State	9-0	1267
6 Notre Dame	8-1	1234
7 Stanford	8-1	1197
8 Iowa	9-0	1119
9 LSU	7-1	1023
10 Florida	8-1	949
11 Oklahoma	8-1	936
12 TCU	8-1	898
13 Utah	8-1	862
14 Michigan State	8-1	849
15 Michigan	7-2	683
16 Houston	9-0	577
17 North Carolina	8-1	524
18. (Tie) UCLA	7-2	413
18. (Tie) Florida State	7-2	413
20 Mississippi State	7-2	356
21 Temple	8-1	323
22 Wisconsin	8-2	227
23 Navy	7-1	212
24 Northwestern	7-2	166
25 Memphis	8-1	147

Others Receiving Votes

Southern California (6-3) 57; Brigham Young (7-2) 40; Mississippi (7-3) 27; Oregon (6-3) 25; Washington State (6-3) 20; Texas A&M (6-3) 10; Boise State (7-2) 9; Toledo (7-1) 8; Western Kentucky (8-2) 7; Georgia (6-3) 5; Appalachian State (7-2) 2; Arkansas (5-4) 2; Bowling Green (7-2) 1; Pittsburgh (6-3) 1.





AMONG THE NATION'S ELITE...

- Since 2007, Mizzou ranks in the Top 10 among BCS-AQ leagues in wins, while also ranking in the Top 10 in Academic Progress Rate (APR), as well as in the Top 5 since 2009 in most NFL First Round draft picks.
- Head coach Gary Pinkel's squad was atop of the Southeastern Conference in APR for both of the program's first two seasons in the league. The Tigers posted an APR score of 982 to lead the league for the 2011-12 academic year, followed by a 980 score for 2012-13. In the most recent APRs (release in 2015 for the 2013-14 academic year), Mizzou was third in the SEC. See to the right for a breakdown.

2014 APR IN SEC

	980
	980
	975
	974
	974

2015 APR IN SEC

	983
	978
	976
	975
	974

SENIORS GETTING THEIR DEGREES...

- The current Mizzou senior class is getting it done in the classroom. Ten of them will play the 2015 season as graduate students. Five more are scheduled to finish their undergraduate work this December, with the remaining four on pace to earn their degree in May. Mizzou's 10 current graduates are as follows...



CORTLAND BROWNING
EDUCATION

CORBIN BERKSTRESSER
FINANCE

TAYLOR CHAPPELL
HEALTH SCIENCE

CLAYTON ECHARD
HEALTH SCIENCE

CLARENCE GREEN
EDUCATION

MITCH HALL
EDUCATION

TYLER HUNT
EDUCATION

WESLEY LEFTWICH
FINANCE

CONNOR MCGOVERN
EDUCATION

BRAD McNULTY
GENERAL STUDIES

NAME
Evan Boehm
Russell Hansbrough
DeAndre McKenzie

GRADUATION
December 2015
December 2015
December 2015

NAME
Nick Monaghan
Ian Simon
Andrew Baggett

GRADUATION
December 2015
December 2015
May 2016

NAME
Kentrell Brothers
Kenya Dennis
Trei Walton

GRADUATION
May 2016
May 2016
May 2016

CAREER STARTS

OFFENSE

LINEMEN	'11	'12	'13	'14	'15	Tot.
Boehm	—	12	14	14	9	48
McGovern	RS	0	14	14	9	37
Chappell	RS	0	0	10	7	17
McNulty	RS	4	0	9	3	16
Hall	—	—	0	5	9	14
Crawford	—	—	RS	0	6	6
Abeln	—	—	RS	0	2	2

RECEIVERS	'11	'12	'13	'14	'15	Tot.
Culkin	—	RS	1	14	7	22
Leftwich	RS	0	0	4	8	12
Brown	—	—	—	0	9	9
Moore	—	—	—	0	9	9
Dilosa	—	—	—	RS	1	1
Hilton	—	—	—	—	1	1

QBs	'11	'12	'13	'14	'15	Tot.
Mauk	—	RS	4	14	4	22
Lock	—	—	—	—	5	5
Berkstresser	RS	4	0	—	0	4

TAILBACKS	'11	'12	'13	'14	'15	Tot.
Hansbrough	—	0	0	4	8	12
Witter	—	—	—	0	1	1

DEFENSE

LINEMEN	'11	'12	'13	'14	'15	Tot.
Brantley	—	RS	5	12	0	19
Harris	—	—	RS	2	9	11
Augusta	—	—	0	0	9	9
Brady	—	—	—	RS	6	6
Hatley	—	RS	0	0	5	5
Frazier	—	—	0	0	3	3
Beckner	—	—	—	—	4	4

LINEBACKERS	'11	'12	'13	'14	'15	Tot.
Brothers	RS	0	14	14	9	37
Scherer	—	RS	0	14	9	23
Newsom	—	RS	0	2	9	11
Green	—	RS	0	3	0	3

SECONDARY	'11	'12	'13	'14	'15	Tot.
Simon	RS	0	8	14	9	31
Penton	—	—	2	12	9	23
Dennis	—	—	—	11	9	20
Sherrills	—	—	RS	0	9	9
Gibson	—	RS	0	5	0	5
Browning	RS	0	0	1	0	1

CAREER PARTICIPATION REPORT

	Career G-GS	2015 G-GS	2014 G-GS	2013 G-GS	2012 G-GS	2011 G-GS
39 Chase Abbington	7-0	7-0	-	-	-	-
57 Alec Abeln	7-2	7-2	-	-	-	-
64 Paul Adams	1-0	1-0	-	-	-	-
97 Josh Augusta	37-9	9-9	14-0	14-0	-	-
99 Andrew Baggett	49-0	9-0	14-0	14-0	12-0	RS
79 Terry Beckner, Jr.	9-4	9-4	-	-	-	-
38 Eric Beisel	22-0	9-0	13-0	RS	-	-
13 Corbin Berkstresser	19-4	6-0	-	3-0	10-4	RS
17 DeSean Blair	4-0	4-0	-	-	-	-
11 Kendall Blanton	6-0	6-0	-	-	-	-
77 Evan Boehm	49-49	9-9	14-14	14-14	12-12	-
56 Walter Brady	9-6	9-6	-	-	-	-
90 Harold Brantley	28-17	-	14-12	14-5	RS	-
26 Jake Brents	1-0	1-0	1-0	0-0	RS	-
10 Kentrell Brothers	48-37	9-9	14-14	14-14	11-0	RS
2 Nate Brown	18-9	9-9	9-0	-	-	-
5 Cortland Browning	36-1	8-0	11-1	14-0	3-0	RS
34 Joey Burkett	22-0	9-0	13-0	RS	-	-
62 Taylor Chappell	26-17	9-7	13-10	4-0	-	RS
28 Logan Cheadle	22-0	9-0	13-0	-	-	-
90 Nick Coffman	2-0	-	2-0	-	RS	-
55 Nate Crawford	10-6	8-6	2-0	RS	-	-
70 Malik Cuellar	7-0	7-0	-	-	-	-
80 Sean Culkin	36-22	7-7	14-14	14-1	RS	-
7 Kenya Dennis	23-20	9-9	14-11	-	-	-
82 Clayton Echard	36-2	9-2	14-0	12-0	1-0	RS
26 Corey Fatony	9-0	9-0	-	-	-	-
5 John Gibson	35-6	9-0	14-5	12-0	RS	-
40 Clarence Green	33-2	9-0	14-2	10-0	1-0	RS
84 Emanuel Hall	8-0	8-0	-	-	-	-
73 Mitch L. Hall	35-13	9-9	13-4	13-0	-	-
24 Terez Hall	9-0	9-0	-	-	-	-
32 Russel Hansbrough	45-12	8-8	14-4	14-0	9-0	-
91 Charles Harris	23-11	9-9	14-2	RS	-	-
95 Rickey Hatley	30-5	8-5	14-0	8-0	RS	-
33 Cam Hilton	9-1	9-1	-	-	-	-
1 Anthony Hines	7-0	7-0	-	-	-	-
88 Nate Howard	9-0	9-0	-	-	-	-
35 Tyler Hunt	36-0	9-0	13-0	13-0	1-0	-
86 Jake Hurrell	37-0	9-0	14-0	14-0	RS	-
15 Grant Jones	8-0	8-0	-	-	-	-
41 Eric Laurent	4-0	4-0	-	-	-	-
4 Brandon Lee	9-0	9-0	-	-	-	-
18 Wesley Leftwich	21-12	8-8	10-4	3-0	-	RS
3 Drew Lock	9-5	9-5	-	-	-	-
75 A.J. Logan	12-0	9-0	3-0	RS	-	-
7 Maty Mauk	31-22	4-4	14-14	13-4	RS	-
60 Connor McGovern	45-37	9-9	14-14	14-14	8-0	RS
63 Brad McNulty	42-16	8-3	13-9	10-0	11-4	RS
6 J'Mon Moore	22-9	9-9	13-0	RS	-	-
18 Josh Moore	9-0	9-0	-	-	-	-
25 Donavin Newsom	33-11	9-9	14-2	10-0	RS	-
71 Kevin Pendleton	1-0	1-0	-	-	-	-
11 Aarion Penton	36-23	9-9	13-12	14-2	-	-
9 Eddie Printz	11-0	8-0	3-0	RS	-	-
10 Jason Reese	22-0	9-0	13-0	RS	-	-
16 Thomas Richard	2-0	2-0	-	-	-	-
6 Tavon Ross	8-0	8-0	-	-	-	-
72 Clay Rhodes	1-0	1-0	1-0	RS	-	-
30 Michael Scherer	37-23	9-9	14-14	14-0	RS	-
22 Anthony Sherrills	23-9	9-9	14-0	RS	-	-
21 Ian Simon	47-31	9-9	14-14	14-8	10-0	-
36 Morgan Steward	15-0	3-0	-	12-0	RS	-
31 Finis Stribling IV	3-0	3-0	-	-	-	-
8 Thomas Wilson	20-0	9-0	11-0	-	-	-
14 Ray Wingo	8-0	8-0	-	-	-	-
29 Ish Witter	21-1	9-1	12-0	-	-	-

MOST GAMES PLAYED

Andrew Baggett	49
Evan Boehm	49
Kentrell Brothers	48
Ian Simon	47
Russell Hansbrough	45
Connor McGovern	45
Brad McNulty	42

MOST STARTS

Evan Boehm	49
Kentrell Brothers	37
Connor McGovern	37
Ian Simon	31

CONSECUTIVE GAMES PLAYED STREAK

Evan Boehm	49
Andrew Baggett	49

BOEHM
TEAM-BEST 49
CONSECUTIVE
STARTS

CONSECUTIVE STARTS

Evan Boehm	49
Kentrell Brothers	37
Connor McGovern	37

SEASON/CAREER HIGHS - OFFENSE

#2 NATE BROWN // WR
SEASON

Catches: 6 - vs. SC (10/3)
Yards: 69 - vs. SEMO (9/5)
TDs: 2 - vs. SC (10/3)
Long: 33 - at UGA (10/17)

CAREER

Catches: 6 - vs. SC (10/3/15)
Rec. Yards: 69 - vs. SEMO (9/5/15)
TDs: 2 - vs. SC (10/3/15)
Long: 33 - at UGA (10/17/15)


#17 DESEAN BLAIR // WR
SEASON

Catches: 1 - vs. SEMO (9/5)
Yards: 21 - vs. SEMO (9/5)
TDs: NA
Long: 21 - vs. SEMO (9/5)

CAREER

Catches: 1 - vs. SEMO (9/5/15)
Rec. Yards: 21 - vs. SEMO (9/5/15)
TDs: NA
Long: 21 - vs. SEMO (9/5/15)


#80 SEAN CULKIN // TE
SEASON

Catches: 5 - at ASU (9/12)
Yards: 46 - at ASU (9/12)
TDs: 1 - at ASU (9/12)
Long: 21 - at ASU (9/12)

CAREER

Catches: 5 - at ASU (9/12/15)
Rec. Yards: 46 - at ASU (9/12/15)
TDs: 1 - twice, MR at ASU (9/12/15)
Long: 21 - at ASU (9/12/15)


#15 KEYON DILOSA // WR
SEASON

Catches: 3 - twice
Yards: 25 - vs. SEMO (9/5)
TDs: NA
Long: 16 - at UK (9/26)

CAREER

Catches: 3 - twice, MR at UK (9/26/15)
Yards: 25 - vs. SEMO (9/5/15)
TDs: NA
Long: 16 - at UK (9/26/15)


#32 RUSSELL HANSBROUGH // TB
SEASON

Rushes: 16 - vs. MSU (11/5)
Yards: 62 - vs. MSU (11/5)
TDs: 1 - vs. MSU (11/5)
Long: 24 - vs. SC (10/3)
Catches: 4 - at Vandy (10/24)

CAREER

Rushes: 20 - vs. Arkansas (11/28/14)
Yards: 199 - at Texas A&M (11/15/14)
TDs: 3 - at S. Carolina (9/27/14)
Long: 78 - vs. Minnesota (1/1/15)
Catches: 4 - at Vandy (10/24/15)


#41 ERIC LAURENT // WR
SEASON

Catches: 1 - vs. UConn (9/19)
Yards: 4 - vs. UConn (9/19)
TDs: NA
Long: NA

CAREER

Catches: 1 - vs. UConn (9/19/15)
Yards: 4 - vs. UConn (9/19/15)
TDs: NA
Long: NA


#18 WESLEY LEFTWICH // WR
SEASON

Catches: 3 - three times
Yards: 44 - at UK (9/26)
TDs: 1 - at ASU (9/12)
Long: 32 - at ASU (9/12)

CAREER

Catches: 3 - four times, MR at Vandy (10/24/15)
Yards: 44 - at UK (9/26/15)
TDs: 1 - at ASU (9/12/15)
Long: 32 - at ASU (9/12/15)


#3 DREW LOCK // QB
SEASON

Comp.: 21 - vs. SC (10/3)
Att.: 39 - vs. UF (10/10)
Yards: 151 - vs. UF (10/10)
TDs: 2 - vs. SC (10/3)
Long: 78 - vs. SEMO (10/3)

CAREER

Comp.: 21 - vs. SC (10/3/15)
Att.: 39 - vs. UF (10/10/15)
Yards: 151 - vs. UF (10/10/15)
TDs: 2 - vs. SC (10/3/15)
Long: 78 - vs. SEMO (9/5/13)


#J'MON MOORE // WR
SEASON

Catches: 6 - vs. UConn (9/19)
Yards: 74 - vs. SEMO (9/5)
TDs: 1 - twice
Long: 32 - vs. UF (10/10)

CAREER

Catches: 6 - vs. UConn - 9/19/15)
Yards: 74 - vs. SEMO (9/5/15)
TDs: 1 - twice, MR at UK (9/26/15)
Long: 32 - vs. UF (10/0/15)


#10 JASON REESE // TE
SEASON

Catches: 6 - vs. SC (10/3)
Yards: 47 - vs. SC (10/3)
TDs: NA
Long: 21 - at UK (9/26)

CAREER

Catches: 6 - vs. SC (10/3)
Rec. Yards: 47 - vs. SC (10/3)
TDs: NA
Long: 21 - at Kentucky (9.26)


#29 ISH WITTER // TB
SEASON

Rushes: 17 - twice
Yards: 98 - vs. SC (10/3)
TDs: 1 - vs. SC (10/3)
Long: 17 - twice
Catches: 3 - vs. (9/19)

CAREER

Rushes: 17 - twice, MR vs. SC (10/3/15)
Yards: 98 - vs. SC (10/3/15)
TDs: 1 - twice, MR vs. SC (10/3/15)
Long: 17 - twice, MR vs. MSU (11/5/15)
Catches: 3 - vs. UConn (9/19/15)

CAREER HIGHS - DEFENSE

#97 JOSH AUGUSTA // DT
SEASON

Tackles: 4 - vs. MSU (11/5)
TFL: 2.0 - twice
Sacks: NA
INT: NA
FF: NA

CAREER

Tackles: 4 - at Tennessee (11/22/14)
TFL: 2.0 - three times, MR vs. MSU (11/5/15)
Sacks: 1.0 - three times
INT: 1 - vs. UCF (9/13/14)
FF: 2 - at UT (11/22/14)


#10 KENTRELL BROTHERS // LB
SEASON

Tackles: 17 - at UGA (10/17)
TFL: 1.5 - four times
Sacks: 1.0 - twice
INT: 2 - at ASU (9/12)
FF: NA
PBU: 1 - vs. UConn (9/19)

CAREER

Tackles: 17 - at UGA (10/17/15)
TFL: 2.0 - vs. S. Carolina (9/27/14)
Sacks: 1 - four times, MR at Vandy (10/24/15)
INT: 2 - at ASU (9/12/15)
FF: 1 - three times


#3 CORTLAND BROWNING // S
SEASON

Tackles: 3 - at UK (9/26)
TFL: NA
Sacks: NA
INT: NA
FF: NA

CAREER


Tackles: 3 - at UK (9/26/15)
TFL: NA
Sacks: NA
INT: NA
FF: 1NA


#7 KENYA DENNIS // CB
SEASON

Tackles: 6 - vs. SC (10/3)
TFL: 1.0 - vs. SEMO (9/5)
Sacks: 1.0 - vs. SEMO (9/5)
INT: 1 - vs. SC (10/3)
FF: NA
PBU: 1 - four times

CAREER

Tackles: 8 - at Florida (10/18/14)
TFL: 2.0 - vs. Kentucky (10/25/14)
Sacks: 1 - twice, MR vs. SEMO (9/5/15)
INT: 1 - twice, MR vs. SC (10/3/15)
FF: 1 - at Florida (10/18/14)


#1 JOHN GIBSON // CB
SEASON

Tackles: 3 - twice
TFL: NA
Sacks: NA
INT: 1 - at ASU (9/12)
FF: NA
PBU: 1 - twice

CAREER

Tackles: 5 - at Tennessee (11/22/14)
TFL: 0.5 - twice, MR vs. Arkansas (11/28/14)
Sacks: NA
INT: 1 - twice, MR at ASU (9/12/15)
FF: NA


#91 CHARLES HARRIS // DE
SEASON

Tackles: 9 - at UGA (10/17)
TFL: 4.5 - at ASU (9/12)
Sacks: 2.0 - at ASU (9/12)
INT: NA
FF: 1 - twice
QBH: 2 - at ASU (9/12)

CAREER

Tackles: 9 - at UGA (10/17/15)
TFL: 4.5 - at ASU (9/12/15)
Sacks: 2.0 - at ASU (9/12/15)
INT: NA
FF: 1 - twice, MR at Vandy (10/24/15)


#95 RICKEY HATLEY // DT
SEASON

Tackles: 5 - vs. UF (10/10)
TFL: 1.5 - vs. SEMO (9/5)
Sacks: NA
INT: NA
FF: NA

CAREER

Tackles: 5 - vs. UF (10/10/15)
TFL: 1.5 - vs. SEMO (9/5/15)
Sacks: 1.0 - vs. UCF (9/13/14)
INT: NA
FF: 1 vs. UCF (9/13/14)


#25 DONAVIN NEWSOM // LB
SEASON

Tackles: 8 - at UGA (10/17)
TFL: 2.0 - twice
Sacks: 1.0 - twice
INT: NA
FF: 1 - vs. MSU (11/5)
PBU: 1 - vs. UConn (9/19)

CAREER


Tackles: 8 - at UGA (10/17/15)
TFL: 2.0 - at UK (9/26)
Sacks: 1.0 - at UK (9/26)
INT: NA
FF: 1 - three times, MR vs. MSU (11/5/15)


#11 AARION PENTON // CB
SEASON

Tackles: 8 - at VU (10/24)
TFL: 1.0 - twice
Sacks: NA
INT: NA
FF: 1 - at UK (9/26)
PBU: 3 - vs. UF (10/10)

CAREER

Tackles: 8 - at Vandy (10/24/15)
TFL: 1.0 - four times, MR at UGA (10/17/15)
PBU: 3 - vs. UF (10/10/15)
INT: 1 - three times, MR vs. Kentucky (11/1/14)
FF: 1 - vs. Georgia (10/11/14)


#30 MICHAEL SCHERER // LB
SEASON

Tackles: 12 - at UGA (10/17)
TFL: 3.0 - at ASU (9/12)
Sacks: NA
PBU: 1 - twice
FF: NA
QBH: 1 - twice

CAREER

Tackles: 13 - twice, MR vs. Kentucky (11/1/14)
TFL: 3.0 - at ASU (9/12/15)
Sacks: 0.5 at Tennessee (11/22/15)
INT: NA
FF: 1 - vs. Alabama (12/6/14)


#21 IAN SIMON // S
SEASON

Tackles: 9 - at UGA (10/17)
TFL: NA
Sacks: NA
INT: 1 - twice
FR: 1 - vs. SEMO (9/5)
PBU: 1 - twice

CAREER


Tackles: 9 - at UGA (10/17/15)
TFL: 1.5 - vs. Texas A&M (11/30/13)
Sacks: 0.5 - at Tennessee (11/22/14)
INT: 1 - four times, MR at UGA (10/17/15)
FF: 1 - vs. SDSU (8/30/14)


#22 ANTHONY SHERRILLS // S
SEASON

Tackles: 8 - twice
TFL: 2.5 - vs. MSU (11/5)
PBU: 3 - at PBU (10/17)
INT: 1 - vs. UConn (9/19)
FF: 1 - vs. UConn (9/19)
FR: 1 - vs. UConn (9/19)

CAREER

Tackles: 8 - twice, MR at Vandy (10/24/15)
TFL: 2.5 - vs. MSU (11/5)
PBU: 3 - vs. UGA (10/17/15)
INT: 1 - vs. UConn (9/19/15)
FF: 1 - vs. UConn (9/19/15)

CAREER HIGHS - DEFENSE

#16 MARCELL FRAZIER // DT
SEASON

Tackles: 3 - twice
TFL: 1.5 - at ASU (9/12)
Sacks: 1.0 - vs. SC (10/3)
QBH: 1 - twice
FF: NA

CAREER

Tackles: 3 - twice, MR vs. MSU (11/5)
TFL: 1.5 - at ASU (9/12/15)
Sacks: NA
QBH: 1 - twice, MR vs. UConn (9/19/15)
FF: NA


#56 WALTER BRADY // DE
SEASON

Tackles: 7 - at UGA (10/17)
TFL: 2.0 - twice
Sacks: 2.0 - twice
QBH: 1 - twice
FR: 1 - at VU (10/24)
INT: 1 - vs. SC (10/3)

CAREER

Tackles: 7 - at UGA (10/17/15)
TFL: 2.0 - twice, MR vs. S. Carolina (10/3/15)
Sacks: 2.0 - twice, MR vs. S. Carolina (10/3/15)
PBU: 1 - at Vandy (10/24/15)
INT: 1 - vs. SC (10/3)


#40 CLARENCE GREEN // LB
SEASON

Tackles: 8 - at UK (9/26)
TFL: 0.5 - at UK (9/26)
Sacks: NA
INT: NA
FF: NA
PBU: 1 - at VU (10/24)

CAREER

Tackles: 8 - at UK (9/26/15)
TFL: 0.5 - at UK (9/26/15)
Sacks: NA
INT: NA
FF: 1NA


#34 JOEY BURKETT // LB
SEASON

Tackles: 6 - vs. SEMO (9/5)
TFL: NA
Sacks: NA
INT: NA
FF: NA
PBU: NA

CAREER

Tackles: 6 - vs. SEMO (9/5/15)
TFL: NA
Sacks: NA
INT: NA
FF: NA


#8 THOMAS WILSON // S
SEASON

Tackles: 3 - twice, MR at VU (10/24)
TFL: NA
Sacks: NA
INT: NA
FR: 1 - vs. MSU (11/5)
PBU: NA

CAREER

Tackles: 3 - four times, MR at Vandy (10/24/15)
TFL: 1.0 - at Tennessee (11/22/14)
Sacks: NA
INT: NA
PBU: 1 - vs. SDSU (8/30/14)


#88 NATE HOWARD // DE
SEASON

Tackles: 2 - three times
TFL: 1.5 - vs. SEMO (9/5)
Sacks: NA
INT: NA
FF: NA
QBH: NA

CAREER

Tackles: 2 - three times, MR vs. MSU (11/5/15)
TFL: 1.5 - vs. SEMO (9/5/15)
Sacks: NA
INT: NA
FF: NA


#79 TERRY BECKNER // DT
SEASON

Tackles: 7 - at VU (10/24)
TFL: 2.0 - at VU (10/24)
Sacks: 1.0 - three times
INT: NA
FR: 1 - vs. MSU (11/5)

CAREER

Tackles: 7 - at Vandy (10/24/15)
TFL: 2.0 - at Vandy (10/24/15)
Sacks: 1.0 - three times, MR at Vandy (10/24/15)
INT: NA
FR: 1 - vs. MSU (11/5/15)

FAUROT FIELD AT MEMORIAL STADIUM (71,168 CAPACITY)



Mizzou's gameday home is Memorial Stadium/Faurot Field. Here are some facts associated with the stadium.

- Opened in 1926
- Built for a cost of \$350,000
- Initial seating capacity was 25,000
- Named Memorial Stadium in honor of the 112 Mizzou graduates and students who died in World War I
- The Rock M overlooking the North endzone debuted in 1927, and was assembled by the freshman class
- Seating capacity is 71,168 in 2015
- MU all-time record at Memorial Stadium is 279-177-20 (60.7%) in 89 seasons.
- Field was named Faurot Field in 1972 in honor of Hall of

Fame Coach Don Faurot (fuh-ROE)

- Approximately \$50 million of construction investment provided new amenities prior to 2014, including:
 - East side addition which added a new upper deck (called the Tiger Deck), which added 4,500 seats
 - A new club/lounge level (called the Columns Club) complete with outdoor loge seating and two suites
 - New lighting towers
 - Ribbon/message boards on both the east and west sides
 - Newly-created tailgating area beyond the southwest corner of the stadium called Truman's Terrace



MIZZOU - THE LAST TIME IT HAPPENED...

RUSHING

30 attempts	45 - Zain Gilmore vs. Texas Tech, 10/30/99
200 yards	263 - Henry Josey vs. Western Illinois, 9/17/11
3 TDs	Russell Hansbrough at South Carolina, 9/27/14
4 TDs	Tony Temple vs. Arkansas (Cotton Bowl), 1/1/08
50+ yard rush	68 - Russell Hansbrough vs. Indiana, 9/20/14
75+ yard rush	86 - Henry Josey at Kentucky, 11/9/13
Two 100-yard performances	115 - Henry Josey vs. Murray State, 8/31/13
(same game)	104 - Russell Hansbrough vs. Murray State, 8/31/13
Four consecutive 100-yard games	Henry Josey
(same season)	129 vs. Iowa State, 10/15/11
	138 vs. Oklahoma State, 10/22/11
	162 at Texas A&M, 10/29/11
	132 at Baylor, 11/5/11

PASSING

30-39 attempts	39 - Drew Lock vs. Florida, 10/10/15
40-49 attempts	42 - Maty Mauk vs. Arkansas, 11/28/14
50 attempts	51 - James Franklin at Florida, 11/3/12
30-39 completions	32 - James Franklin at Indiana, 9/21/13
300 yards	331 - Maty Mauk vs. Indiana, 9/20/14
400 yards	434 - Blaine Gabbert vs. Iowa, 12/28/10
75+ yard completion	78 - Drew Lock vs. SEMO, 9/5/15
Two QBS over 100 yards	Maty Mauk, 181; Drew Lock 138 vs. SEMO, 9/5/15
3 TDs	Maty Mauk vs. South Dakota State, 8/30/14
4 TDs	Maty Mauk vs. UCF, 9/13/14
5 TDs	Maty Mauk at Toledo, 9/6/14
4 interceptions	Maty Mauk vs. Georgia, 10/11/14
5 interceptions	Terry McMillan vs. Penn State, 1/1/70
6 interceptions	Kent Kiefer vs. Miami (Fla), 9/23/89

RECEIVING

10+ receptions	12 - Bud Sasser vs. Indiana, 9/20/14
150 yards	153 - Bud Sasser vs. Indiana, 9/20/14
75+ yard reception	78 (TD) - Tyler Hunt vs. SEMO, 9/5/15
Two 100-yard performances	101 (10) - Marcus Lucas at Indiana, 9/21/13
(same game)	105 (8) - Dorial Green-Beckham at Indiana, 9/21/13
Three 100-yard performances	172 (6) - Jeremy Maclin vs. Nevada, 9/13/08
(same game)	127 (6) - Chase Coffman vs. Nevada, 9/13/08
	100 (6) - Tommy Saunders vs. Nevada, 9/13/08
3 TDs	Danario Alexander at Kansas State, 11/14/09
4 TDs	Dorial Green-Beckham at Kentucky, 11/9/13

DEFENSIVE

15+ tackles	15 - Kentrell Brothers vs. Florida, 10/10/15
3.0+ sacks	3.0 - Michael Sam vs. Florida, 10/19/13
3.0+ TFL	4.5 - Charles Harris at Arkansas State, 9/12/15
4.0+ TFL	4.5 - Charles Harris at Arkansas State, 9/12/15

TOTAL OFFENSE (RUSHING & PASSING)

400+ yards	404 - James Franklin at Indiana, 9/21/13
300-399 yards	363 - Maty Mauk vs. Indiana, 9/20/14

FIELD GOALS

50 yards	52, 50 - Andrew Baggett vs. Arkansas, 11/28/14
4 FG made	4 - Grant Ressel vs. Kansas, 11/28/09
5 FG made	5 - Andrew Baggett vs. Florida, 10/19/13
6 FG attempted	7 - Tom Whelihan vs. Oklahoma State, 11/16/85

TOUCHDOWN RETURNS (YARDAGE)

Kickoff	96 - Marcus Murphy at Florida, 10/18/14
Punt	82 - Marcus Murphy at Florida, 10/18/14
Interception	46 - Darvin Ruise at Florida, 10/18/14
Fumble	21 - Markus Golden at Florida, 10/18/14
Blocked Field Goal	70 - Carlos Posey vs. West Virginia, 12/26/98
Blocked Punt	41 - Aarion Penton vs. SEMO, 9/5/15

TEAM

Shut out opponent at Faurot Field	69-0 vs. Western Illinois, 9/17/11
Shut out opponent on the road	14-0 at Iowa State, 11/20/10
Shut out opponents, back-to-back	27-0 at Kansas State, 10/8/66
	7-0 vs. Oklahoma, 10/15/66
Won in overtime	51-48 (4 OT) at Tennessee, 11/10/12
Blocked a punt	vs. Mississippi State (Kentrell BrotherS), 11/5/15
Block a field goal	at Toledo (Harold Brantley), 9/6/14
Block a PAT	vs. UConn (Kentrell Brothers), 9/19/15
Scored a safety	vs. UConn (Clarence Green blocked punt), 9/19/15
Game-winning field goal	35 yards, Andrew Baggett at Tennessee, 11/10/12
Scored 50 points	51-28 win at Vanderbilt, 10/5/13
Scored 60 points	62-10 win vs. SE Louisiana, 9/1/12
600 yards of total offense	623 at Indiana, 9/21/13
700 yards of total offense	744 vs. Western Illinois, 9/17/11

OPPONENT - THE LAST TIME IT HAPPENED...

RUSHING

30+ attempts	38 - Nick Chubb, Georgia, 10/11/14
200 yards	304 - Tre Mason, Auburn, 12/7/13
300 yards	304 - Tre Mason, Auburn, 12/7/13
3 TDs	Kareem Hunt, Toledo, 9/6/14
4 TDs	Tre Mason, Auburn, 12/7/13
Two 100-yard performances	304 - Tre Mason, Auburn, 12/7/13
(same game)	101 - Nick Marshall, Auburn, 12/7/13

PASSING

40-49 attempts	40 - Dak Prescott, Mississippi State, 11/5/15
50+ attempts	57 - Clint Chelf, Oklahoma State, 1/3/14
30-39 completions	33 - Clint Chelf, Oklahoma State, 1/3/14
40+ completions	44 - Graham Harrell, Texas Tech, 10/20/07
400 yards	404 - Tyler Bray, Tennessee, 11/10/12
500 yards	510 - Kliff Kingsbury, Texas Tech, 10/19/02
4 TDs	Dak Prescott, Mississippi State, 11/5/15
5 TDs	Juice Williams, Illinois, 8/30/08

RECEIVING

10+ receptions	11 - Fred Ross, Mississippi State, 11/5/15
200+ yards	244 - Alec Lemon, Syracuse, 11/17/12
175-199 yards	180 - Aaron Pflugrad, Arizona State, 9/9/11
150-174 yards	163 - Tevin Reese, Baylor, 11/5/11
2 TDs	De'Runnya Wilson, Mississippi State, 11/5/15
3 TDs	Ryan Broyles, Oklahoma, 9/24/11
Two 100-yard performances	115 - Fred Ross, Mississippi State, 11/5/15
(same game)	102 - De'Runnya Wilson - Mississippi State, 11/5/15

TOTAL OFFENSE (RUSHING & PASSING)

500 yards	506 - Todd Reesing, Kansas, 11/28/09
400 yards	439 - Johnny Manziel, Texas A&M, 11/24/12

FIELD GOALS

50+ yards	52 - Cody Parkey, Auburn, 12/7/13
4 FG made	Brian Davis, Arkansas State, 9/28/13
3 FG made	Jeremiah Detmer, Toledo, 9/7/13

TOUCHDOWN RETURNS (YARDAGE)

Kickoff	100 - Solomon Patton, Florida, 10/19/13
Punt	0 (In Endzone) - Malcolm Williams, Texas, 10/24/09
Interception	40 - Jalen Tabor, Florida, 10/10/15
Fumble	12 - Curtis Lofton, Oklahoma, 10/13/07

TEAM

Shut out Mizzou at Faurot Field	34-0 vs. Georgia, 10/11/14
Shut out Mizzou on road	66-0 at Kansas State, 11/20/99
Scored 30-39 points	31 - Mississippi State, loss, 11/5/15
Scored 40-49 points	48, Tennessee, won, 11/10/12
Scored 50-59 points	59 - Auburn, loss, 12/7/13
Scored 60+ points	62 - Oklahoma, loss, 12/6/08
Scored safety	Vanderbilt, at Faurot, 10/6/12

2015 STARTING LINEUPS

OFFENSE	TE	LT	LG	C	RG	RT	QB	TB	X-WR	H-WR	Z-WR
vs. SEMO (9/5)	Culkin	McGovern	Abeln	Boehm	Hall	Crawford	Mauk	Hansbrough	Moore	Brown	Dilosa
at Ark. St. (9/12)	Culkin	McGovern	Abeln	Boehm	Hall	Crawford	Mauk	Hansbrough	Moore	Brown	Leftwich
vs. UConn (9/19)	Culkin	McGovern	Chappell	Boehm	Hall	Crawford	Mauk	Witter	Moore	Brown	Leftwich
at UK (9/26)	Culkin	McGovern	Chappell	Boehm	Hall	Crawford	Mauk	Hansbrough	Moore	Brown	Leftwich
vs. SC (10/3)	Echard	McGovern	McNulty	Boehm	Hall	Chappell	Lock	Hansbrough	Moore	Brown	Leftwich
vs. UF (10/10)	Hilton	McGovern	McNulty	Boehm	Hall	Chappell	Lock	Hansbrough	Moore	Brown	Leftwich
at UGA (10/17)	Culkin	McGovern	McNulty	Boehm	Hall	Chappell	Lock	Hansbrough	Moore	Brown	Leftwich
at VU (10/24)	Culkin	McGovern	Crawford	Boehm	Hall	Chappell	Lock	Hansbrough	Moore	Brown	Leftwich
vs. MSU (11/5)	Culkin	McGovern	Crawford	Boehm	Hall	Chappell	Lock	Hansbrough	Moore	Brown	Leftwich
vs. BYU (11/14)											
vs. UT (11/21)											
at Ark. (11/27)											

DEFENSE	DE	NG	DT	DE	SLB	MLB	WLB	FS	SS	CB	CB
vs. SEMO (9/5)	Frazier	Hatley	Augusta	Harris	Newsom	Scherer	Brothers	Simon	Sherrils	Dennis	Penton
at Ark. St. (9/12)	Frazier	Hatley	Augusta	Harris	Newsom	Scherer	Brothers	Simon	Sherrils	Dennis	Penton
vs. UConn (9/19)	Frazier	Hatley	Augusta	Harris	Newsom	Scherer	Brothers	Simon	Sherrils	Dennis	Penton
at UK (9/26)	Brady	Beckner	Augusta	Harris	Newsom	Scherer	Brothers	Simon	Sherrils	Dennis	Penton
vs. SC (10/3)	Brady	Beckner	Augusta	Harris	Newsom	Scherer	Brothers	Simon	Sherrils	Dennis	Penton
vs. UF (10/10)	Brady	Beckner	Augusta	Harris	Newsom	Scherer	Brothers	Simon	Sherrils	Dennis	Penton
at UGA (10/17)	Brady	Hatley	Augusta	Harris	Newsom	Scherer	Brothers	Simon	Sherrils	Dennis	Penton
at VU (10/24)	Brady	Hatley	Augusta	Harris	Newsom	Scherer	Brothers	Simon	Sherrils	Dennis	Penton
vs. MSU (11/5)	Brady	Beckner	Augusta	Harris	Newsom	Scherer	Brothers	Simon	Sherrils	Dennis	Penton
vs. BYU (11/14)											
vs. UT (11/21)											
at Ark. (11/27)											

2015 MIZZOU SCORING DRIVES

QUARTER	TIME	SCORING PLAY (POINT[S] AFTER)	PLAYS	YARDS	TIME POSS.	SCORE MU-OPP
SEMO						
1st	11:28	MOORE, J'Mon 27 yd pass from MAUK, Maty (BAGGETT, Andrew kick)	5	64	1:15	7 - 0
	04:49	BROWN, Nate 23 yd pass from MAUK, Maty (BAGGETT, Andrew kick)	5	54	1:59	14 - 0
2nd	09:54	BAGGETT, Andrew 39 yd field goal	8	48	3:15	17 - 0
3rd	10:55	BAGGETT, Andrew 23 yd field goal	10	76	3:58	20 - 3
	00:22	PENTON, Aarion 41 yd blocked punt return (BAGGETT, Andrew kick)	3	27	NA	27 - 3
4th	05:13	HUNT, Tyler 78 yd pass from LOCK, Drew (BAGGETT, Andrew kick)	5	92	1:51	34 - 3
at Arkansas State						
1st	08:00	Baggett, Andrew 30 yd field goal	12	60	4:14	3 - 0
	04:08	Brown, Nate 11 yd pass from Mauk, Maty (Baggett, Andrew kick)	1	11	0:07	10 - 10
3rd	05:25	Leftwich, Wesley 32 yd pass from Mauk, Maty (Baggett, Andrew kick)	6	62	2:20	17 - 17
	00:44	Culkin, Sean 21 yd pass from Mauk, Maty (Baggett, Andrew kick)	6	65	2:28	24 - 17
4th	07:10	Baggett, Andrew 41 yd field goal	8	16	2:14	27 - 20
UConn						
1st	07:44	Green, Clarence safety	NA	NA	NA	0 - 2
3rd	05:03	Mauk, Maty 2 yd run (Baggett, Andrew kick)	15	68	6:34	6 - 9
at Kentucky						
1st	03:49	Moore, J'Mon 17 yd pass from Mauk, Maty (Baggett, Andrew kick)	13	80	6:06	7 - 0
3rd	06:04	Baggett, Andrew 39 yd field goal	7	36	2:37	10 - 7
4th	03:00	Baggett, Andrew 24 yd field goal	12	68	3:15	13 - 21
vs. South Carolina						
1st	07:19	Brown, Nate 8 yd pass from Lock, Drew (Baggett, Andrew kick)	11	51	4:09	0 - 7
2nd	13:42	Baggett, Andrew 21 yd field goal	11	72	3:29	3 - 10
	04:48	Brown, Nate 9 yd pass from Lock, Drew (Baggett, Andrew kick)	1	65	4:32	10 - 17
3rd	03:36	Witter, Ish 1 yd run (Baggett, Andrew kick)	7	31	2:41	10 - 24
vs. Florida						
1st	07:33	Baggett, Andrew 21 yd field goal	7	62	1:58	7 - 3
at Georgia						
1st	12:40	Baggett, Andrew 20 yd field goal	4	1	1:57	3-0
	00:07	Baggett, Andrew 24 yd field goal	12	84	5:11	6-3
at Vanderbilt						
2nd	00:49	Baggett, Andrew 35 yd field goal	4	3	1:17	7-3
vs. Mississippi State						
1st	02:00	Baggett, Andrew 31 yd field goal,	7	34	2:44	7 - 3
2nd	07:05	Baggett, Andrew 35 yd field goal	4	7	1:50	7 - 6
	01:50	Hansbrough, R. 14 yd run (Baggett, Andrew kick)	10	77	4:08	14 - 13
vs. BYU						
vs. Tennessee						
at Arkansas						

2015 SEASON HONORS

EVAN BOEHM // C // SR

Preseason

All-SEC Third Team (AP)

All-SEC Third Team (Coaches)

Rimington Watch List

Outland Watch List

KENTRELL BROTHERS // LB // SR

Preseason

All-SEC Second Team (Coaches)

All-SEC Third Team (AP)

Bednarik Award Watch List

Nagurski Award Watch List

Butkus Award Watch List

SEC Defensive Player of the Week (9/14)

COREY FATONY // P // FR

Ray Guy Player of the Week (10/13)

Ray Guy Award Watch List (Oct. 30)

RUSSELL HANSBROUGH // RB // SR

Preseason

All-SEC Third Team (Coaches)

Maxwell Award Watch List

Doak Walker Award Watch List

Earl Campbell Tyler Rose Award Watch List

CHARLES HARRIS // DE // RS SO

Bednarik Award Watch List

MATY MAUK // QB // RS-JR

Preseason

All-SEC Second Team (Coaches)

Maxwell Award Watch List

Manning Award Watch List

GARY PINKEL // HEAD COACH

Preseason

Dodd Trophy Watch List

MIZZOU'S 2015 OPPONENTS

SEMO (4-5)

Date	Opponent	Score/Time
Sept. 5	@ Mizzou	L, 34-3
Sept. 12	Southern Illinois	W, 27-24
Sept. 19	@ Indiana State	L, 29-28
Sept. 26	Shorter	L, 26-21
Oct. 3	Murray State	W, 27-10
Oct. 10	@ E. Illinois	L, 33-28
Oct. 17	E. Kentucky	L, 27-10
Oct. 24	OPEN	
Oct. 31	Tennessee Tech	W, 38-17
Nov. 7	@ Austin Peay	W, 44-15
Nov. 14	@ Jacksonville St.	1 p.m.
Nov. 21	UT Martin	1 p.m.

ARKANSAS STATE (5-3)

Date	Opponent	Score/Time
Sept. 5	@ USC	L, 55-6
Sept. 12	Mizzou	L, 27-20
Sept. 19	vs. Missouri State	W, 70-7
Sept. 26	@ Toledo	L, 37-7
Oct. 3	vs. Idaho	W, 49-35
Oct. 13	@ South Alabama	W, 49-31
Oct. 20	vs. Louisiana-Lafayette	W, 37-27
Oct. 31	vs. Georgia State	W, 48-34
Nov. 5	@ Appalachian State	6:30 p.m.
Nov. 14	at UL-Monroe	2 p.m.
Nov. 21	OPEN	
Nov. 28	at New Mexico State	TBD
Dec. 5	vs. Texas State	TBD

UCONN (5-5)

Date	Opponent	Score/Time
Sept. 3	Villanova	W, 20-15
Sept. 12	Army	W, 22-17
Sept. 19	@ Mizzou	L, 9-6
Sept. 26	vs. Navy	L, 28-18
Oct. 2	@ BYU	L, 30-13
Oct. 10	@ UCF	W, 40-13
Oct. 17	vs. USF	L, 28-20
Oct. 24	@ Cincinnati	L, 37-13
Oct. 30	vs. ECU	W, 31-13
Nov. 7	@ Tulane	W, 7-3
Nov. 14	OPEN	
Nov. 21	vs. Houston	TBD
Nov. 28	@ Temple	TBD

KENTUCKY (4-5)

Date	Opponent	Score/Time
Sept. 5	Louisiana-Lafayette	W, 40-33
Sept. 12	@ South Carolina	W, 26-22
Sept. 19	Florida	L, 14-9
Sept. 26	Mizzou	W, 21-13
Oct. 3	E. Kentucky	L, 30-27
Oct. 15	Auburn	L, 30-27
Oct. 24	@ Mississippi State	L, 42-16
Oct. 31	Tennessee	L, 52-21
Nov. 7	at Georgia	L, 27-3
Nov. 14	@ Vanderbilt	TBD
Nov. 21	Charlotte	TBD
Nov. 28	Louisville	TBD

SOUTH CAROLINA (3-6)

Date	Opponent	Score/Time
Sept. 3	North Carolina	W, 17-13
Sept. 12	Kentucky	L, 26-22
Sept. 19	@ Georgia	L, 52-20
Sept. 26	vs. UCF	W, 31-14
Oct. 3	@ Mizzou	L, 24-10
Oct. 10	VS. LSU	L, 45-24
Oct. 17	vs. Vanderbilt	W, 19-10
Oct. 24	OPEN	
Oct. 31	@ Texas A&M	L, 35-28
Nov. 7	@ Tennessee	L, 27-24
Nov. 14	vs. Florida	TBD
Nov. 21	The Citadel	TBD
Nov. 28	vs. Clemson	TBD

FLORIDA (8-1)

Date	Opponent	Score/Time
Sept. 5	New Mexico State	W, 61-13
Sept. 12	ECU	W, 31-24
Sept. 19	@ Kentucky	W, 14-9
Sept. 26	Tennessee	W, 28-27
Oct. 3	Ole Miss	W, 38-10
Oct. 10	@ Mizzou	W, 21-3
Oct. 17	@ LSU	L, 35-28
Oct. 24	OPEN	
Oct. 31	Georgia	W, 27-3
Nov. 7	Vanderbilt	W, 9-7
Nov. 14	@ South Carolina	TBD
Nov. 21	FAU	TBD
Nov. 28	Florida State	TBD

GEORGIA (6-3)

Date	Opponent	Score/Time
Sept. 5	UL-Monroe	W, 51-14
Sept. 12	@ Vanderbilt	W, 31-14
Sept. 19	vs. South Carolina	W, 52-20
Sept. 26	Southern	W, 48-6
Oct. 3	Alabama	L, 38-10
Oct. 10	@ Tennessee	L, 38-31
Oct. 17	Mizzou	W, 9-6
Oct. 24	OPEN	
Oct. 31	Florida	L, 27-3
Nov. 7	Kentucky	W, 27-3
Nov. 14	@ Auburn	TBD
Nov. 21	Georgia Southern	TBD
Nov. 28	@ Georgia Tech	TBD

VANDERBILT (3-6)

Date	Opponent	Score/Time
Sept. 3	Western Kentucky	L, 14-12
Sept. 12	Georgia	L, 31-14
Sept. 19	vs. Austin Peay	W, 47-7
Sept. 26	@ Ole Miss	L, 27-16
Oct. 3	@ Middle Tennessee	W, 17-13
Oct. 10	OPEN	
Oct. 17	@ South Carolina	L, 19-10
Oct. 24	vs. Mizzou	W, 10-3
Oct. 31	@ Houston	L, 34-0
Nov. 7	@ Florida	L, 9-7
Nov. 14	Kentucky	TBD
Nov. 21	Texas A&M	TBD
Nov. 28	@ Tennessee	TBD

MISSISSIPPI STATE (7-2)

Date	Opponent	Score/Time
Sept. 5	@ Southern Miss	W, 34-16
Sept. 12	LSU	L, 21-19
Sept. 19	Northwestern State	W, 62-13
Sept. 26	@ Auburn	W, 17-9
Oct. 3	@ Texas A&M	L, 30-17
Oct. 10	Troy	W, 45-17
Oct. 17	LA Tech	W, 45-20
Oct. 24	Kentucky	W, 42-16
Oct. 31	OPEN	
Nov. 5	@ Mizzou	W, 31-13
Nov. 14	Alabama	TBD
Nov. 21	@ Arkansas	TBD
Nov. 28	Ole Miss	TBD

BYU (7-2)

Date	Opponent	Score/Time
Sept. 5	@ Nebraska	W, 33-28
Sept. 12	Boise State	W, 35-24
Sept. 19	@ UCLA	L, 24-23
Sept. 26	@ Michigan	L, 31-0
Oct. 2	UConn	W, 30-13
Oct. 10	ECU	W, 45-38
Oct. 16	Cincinnati	W, 38-24
Oct. 24	Wagner	W, 70-6
Oct. 31	OPEN	
Nov. 6	@ San Jose State	10:30 p.m.
Nov. 14	Mizzou (Kansas City)	W, 17-16
Nov. 21	Fresno State	TBD
Nov. 28	at Utah State	2:30 p.m.

TENNESSEE (5-4)

Date	Opponent	Score/Time
Sept. 5	Bowling Green	W, 59-20
Sept. 12	Oklahoma	L, 31-24 (2 OT)
Sept. 19	W. Carolina	W, 55-10
Sept. 26	@ Florida	L, 28-27
Oct. 3	Arkansas	L, 24-20
Oct. 10	Georgia	W, 38-31
Oct. 17	OPEN	
Oct. 24	@ Alabama	L, 19-14
Oct. 31	@ Kentucky	W, 52-21
Nov. 7	South Carolina	W, 27-24
Nov. 14	North Texas	TBD
Nov. 21	@ Mizzou	TBD
Nov. 28	vs. Vanderbilt	TBD

ARKANSAS (5-4)

Date	Opponent	Score/Time
Sept. 5	UTEP	W, 48-13
Sept. 12	Toledo	L, 16-12
Sept. 19	Texas Tech	L, 35-24
Sept. 26	Texas A&M	L, 28-21 (OT)
Oct. 3	@ Tennessee	W, 24-20
Oct. 10	@ Alabama	L, 27-14
Oct. 17	OPEN	
Oct. 24	Auburn	W, 54-46 (40T)
Oct. 31	UT Martin	W, 63-28
Nov. 7	@ Ole Miss	W, 53-52 (OT)
Nov. 14	@ LSU	TBD
Nov. 21	Mississippi State	TBD
Nov. 28	Mizzou	1:30 p.m.



EASTERN DIVISION

Team	SEC	Pct.	Overall	Pct.
Florida	6-1	.857	8-1	.889
Georgia	4-3	.571	6-3	.667
Tennessee	3-3	.500	5-4	.556
Kentucky	2-5	.286	4-5	.444
Vanderbilt	1-4	.200	3-6	.333
Missouri	1-5	.167	4-5	.444
South Carolina	1-6	.143	3-6	.333

WESTERN DIVISION

Team	SEC	Pct.	Overall	Pct.
Alabama	5-1	1.000	8-1	.889
LSU	4-1	.800	7-1	.875
Ole Miss	4-2	.800	7-3	.700
Arkansas	3-2	.600	5-4	.556
Mississippi St.	3-2	.500	7-2	.778
Texas A&M	3-3	.600	6-3	.667
Auburn	2-4	.200	5-4	.556

MIZZOU ALL-TIME VS. 2015 OPP.

Team	W	L	T	Pct.
SEMO	3	0	0	1.000
Arkansas St.	4	0	0	1.000
UConn	1	0	0	1.000
Kentucky	3	3	0	.500
South Carolina	4	2	0	.667
Florida	3	2	0	.600
Georgia	1	4	0	.200
Vanderbilt	4	3	1	.643
Mississippi St.	2	1	0	.667
BYU	0	1	0	.000
Tennessee	3	0	0	1.000
Arkansas	4	2	0	.667
Total:	32	18	1	.637
vs. SEC:	24	17	1	.583

ROSTER/PRONUNCIATION GUIDE

#	Name	Pos.	Ht.	Wt.	Yr.	Hometown	High School (Previous)
1	Anthony Hines	DB	6-1	190	So.	South San Francisco, Calif.	El Camino/Coll. of San Mateo
1	Marvin Zanders	QB	6-1	185	RSFr.	Jacksonville, Fla.	Raines
2	Nate Brown	WR	6-3	205	So.	Suwanee, Ga.	North Gwinnett
3	Cortland Browning	S	6-1	205	Sr.	Tyler, Texas	Lee
3	Luke Jackson	PK	6-1	185	So.	Pensacola, Fla.	West
3	Drew Lock	QB	6-4	205	Fr.	Lee's Summit, Mo.	Lee's Summit
4	Brandon Lee	LB	6-2	220	RSFr.	Indianapolis, Ind.	Lawrence Central
4	Ryan Williams	TB	6-0	180	Fr.	Lee's Summit, Mo.	West
5	Marquise Doherty	TB	6-1	205	Fr.	Kansas City, Mo.	Winnertonka
5	John Gibson	DB	6-0	190	Jr.	Missouri City, Texas	Marshall
6	J'Mon Moore	WR	6-3	190	So.	Missouri City, Texas	Elkins
6	Tavon Ross	S	6-0	200	RSFr.	Cochran, Ga.	Bleckley County
7	Kenya Dennis	DB	5-11	200	Sr.	Leland, Miss.	Hind CC
8	Justin Smith	WR	6-7	200	Fr.	Dublin, Ga.	West Laurens
8	Thomas Wilson	S	5-10	190	So.	Suwanee, Ga.	Buford
9	Eddie Printz	QB	6-3	205	So.	Marietta, Ga.	Lassiter
9	T.J. Warren	DB	5-11	190	Fr.	Conyers, Ga.	Rockdale County
10	Kentrell Brothers	LB	6-1	235	Sr.	Guthrie, Okla.	Guthrie
10	Jason Reese	TE	6-5	250	So.	Euless, Texas	Trinity
11	Kendall Blanton	TE	6-6	250	RSFr.	Blue Springs, Mo.	South
11	Aarion Penton	DB	5-10	190	Jr.	St. Louis, Mo.	Christian Brothers
12	Tanner Hull	WR	6-0	220	So.	Kansas City, Mo.	O'Hara
12	Johnathon Johnson	WR	5-10	175	Fr.	Memphis, Tenn.	Melrose
12	Dominic Nelson	S	6-0	185	Jr.	Florissant, Mo.	Florissant
13	Corbin Berkstresser	QB	6-3	210	Sr.	Lee's Summit, Mo.	Lee's Summit
13	Spencer Williams	DL	6-3	245	RSFr.	Jacksonville, Fla.	First Coast
14	Ray Wingo	WR	5-11	180	RSFr.	St. Louis, Mo.	St. Louis University High
15	Keyon Dilosa	WR	6-3	200	RSFr.	Round Rock, Texas	Round Rock
15	Grant Jones	LB	6-3	225	RSFr.	Columbia, Mo.	Hickman
16	Brock Bondurant	S	6-2	215	Jr.	Memphis, Mo.	Scotland Co. R-1
16	Marcell Frazier	DL	6-5	265	Jr.	Portland, Ore.	Douglas/College of Siskiyous
16	Thomas Richard	WR	6-1	190	RSFr.	Nashville, Tenn.	Christ Presbyterian
17	DeSean Blair	WR	6-3	190	RSFr.	Jacksonville, Fla.	Sandalwood
18	Wesley Leftwich	WR	6-1	205	Sr.	Columbia, Mo.	Hickman
18	Josh Moore	DL	6-5	260	Fr.	Olathe, Kan.	North
19	Oke Akushe	WR	5-10	185	So.	St. Louis, Mo.	McCluer North
19	Ronnell Perkins	S	6-0	185	Fr.	St. Louis, Mo.	University City
20	Trevon Walters	TB	5-10	200	RSFr.	Bradenton, Fla.	Manatee
21	Ian Simon	S	6-0	195	Sr.	Mansfield, Texas	Legacy
21	Ish Witter	TB	5-10	190	So.	Tampa, Fla.	Alonso
22	Anthony Sherrills	DB	6-0	190	So.	Kansas City, Mo.	Hogan Prep
24	Terez Hall	LB	6-2	215	Fr.	Lithonia, Ga.	King
25	Donavin Newsom	LB	6-2	230	Jr.	St. Louis, Mo.	Parkway North
26	Jake Brents	WR	6-3	205	Jr.	Springfield, Mo.	Kickapoo
26	Corey Fatony	P	5-11	185	Fr.	Franklin, Tenn.	Franklin
28	Logan Cheadle	DB	5-10	180	So.	Lee's Summit, Mo.	West
28	Steven Spadarotto	WR	6-2	185	Fr.	Santa Maria, Calif.	Righetti
29	DeAndre McKenzie	DB	6-1	195	Sr.	Lee's Summit, Mo.	(Lee's Summit/Mo. Southern
30	Michael Scherer	LB	6-3	230	Jr.	St. Louis, Mo.	Country Day
31	Finis Stribling IV	DB	5-11	175	RSFr.	Thompson's Station, Tenn.	Independence
32	Russell Hansbrough	TB	5-9	195	Sr.	Arlington, Texas	Bowie
33	Cam Hilton	S	6-0	180	Fr.	St. Louis, Mo.	Webster Groves
34	Joey Burkett	LB	6-2	210	So.	Jefferson City, Mo.	Jefferson City
35	Tyler Hunt	TB	5-11	210	Sr.	Huntsville, Mo.	Westran
35	Zane Jacoby	S	6-4	205	Fr.	Huntsville, Mo.	Westran
36	Isaiah Pierre	S	5-9	165	RSFr.	Hollywood, Fla.	Hollywood Hills
36	Morgan Steward	TB	6-0	210	Jr.	Kansas City, Mo.	Staley
38	Eric Beisel	LB	6-3	225	So.	Fenton, Mo.	Rockwood Summit
39	Chase Abbington	TB	6-2	215	Jr.	St. Louis, Mo.	Ft. Zumwalt South/Hutchinson CC
39	Justin Piazza	LB	6-0	205	Jr.	St. Petersburg, Fla.	Catholic
40	Clarence Green	LB	6-0	220	Sr.	Clute, Texas	Brazoswood
40	Andrew Stevens	TB	5-9	195	Jr.	St. Louis, Mo.	Eureka
41	Eric Laurent	WR	6-2	215	Jr.	Ballwin, Mo.	Parkway South
41	Faheem Williams	S	5-11	190	RSFr.	Overbrook, Pa.	Prep Charter
43	Christian Geen	TE	6-1	220	So.	Columbia, Mo.	Hickman
45	Franklin Agbasimere	LB	6-2	220	Fr.	Lagos, Nigeria	Montverde [Fla.] Academy
45	Nick Rhone	WR	5-10	200	So.	Beaumont, Texas	Central
46	Trei Walton	DB	5-10	190	Sr.	Northville, Mich.	Northville/Northwood Univ.
48	Roderick Winters	LB	5-11	225	RSFr.	Arlington, Texas	Bowie
49	Ferrod Gardner	LB	6-2	200	Fr.	Dayton, Ohio	Trotwood-Madison
50	Jacob Trump	LB	6-3	225	Fr.	Kahoka, Mo.	Clark County
51	Ed Cruz	DL	6-2	230	So.	Park Hill, Mo.	Central
52	Jordan Hill	OL	6-2	270	Sr.	Lee's Summit, Mo.	North

ALPHABETICAL

No.	Name	Pos.
39	Chase Abbington	TB
57	Alec Abeln	OL
64	Paul Adams	OL
91	Turner Adams	PK
45	Franklin Agbasimere	LB
19	Oke Akushe	WR
97	Josh Augusta	DL
99	Andrew Baggett	PK
56	Sam Bailey	OL
98	Dayton Balvanz	P
78	Andy Bauer	OL
79	Terry Beckner, Jr.	DL
38	Eric Beisel	LB
13	Corbin Berkstresser	QB
17	DeSean Blair	WR
11	Kendall Blanton	TE
77	Evan Boehm	OL
16	Brock Bondurant	S
56	Walter Brady	DL
90	Harold Brantley	DL
26	Jake Brents	WR
10	Kentrell Brothers	LB
2	Nate Brown	WR
3	Cortland Browning	S
34	Joey Burkett	LB
93	Andrew Carr	PK
59	Jeffrey Cathey	WR
62	Taylor Chappell	OL
28	Logan Cheadle	DB
90	Nick Coffman	PK
46	Shaun Conway	TB
55	Nate Crawford	OL
51	Ed Cruz	DL
70	Malik Cuellar	OL
80	Sean Culkin	TE
7	Kenya Dennis	DB
15	Keyon Dilosa	WR
5	Marquise Doherty	TB
67	Jonah Dubinski	OL
82	Clayton Echard	TE
24	John Eierman	WR
68	Mike Fairchild	OL
26	Corey Fatony	P
85	Richaud Floyd	WR
16	Marcell Frazier	DL
49	Ferrod Gardner	LB
43	Christian Geen	TE
5	John Gibson	DB
40	Clarence Green	LB
76	Thomas Grossman	OL
84	Emanuel Hall	WR
73	Mitch Hall	OL
24	Terez Hall	LB
89	Tyler Hanneke	DL
32	Russell Hansbrough	TB
87	Jordan Harold	DL
69	A.J. Harris	OL
91	Charles Harris	DL
95	Rickey Hatley	DL
52	Jordan Hill	OL
33	Cam Hilton	S
1	Anthony Hines	DB
88	Nate Howard	DL
12	Tanner Hull	WR
35	Tyler Hunt	TB
86	Jake Hurrell	OL
3	Luke Jackson	PK
94	Tyrell Jacobs	DL
35	Zane Jacoby	S
12	Johnathon Johnson	WR
15	Grant Jones	LB
75	Max Kavy	OL
89	Brian Kurz	TE
41	Eric Laurent	WR
4	Brandon Lee	LB
18	Wesley Leftwich	WR
3	Drew Lock	QB
96	A.J. Logan	DL

#	Name	Pos.	Ht.	Wt.	Yr.	Hometown	High School (Previous)
52	Eddie Serrano	DE	6-3	235	So.	Niles, Ill.	Notre Dame Prep
53	Christian Williams	LB	6-0	235	Jr.	Lake Ozark, Mo.	School of the Osage
54	Nick Monaghan	OL	6-2	245	Sr.	Darien, Ill.	Downer's Grove South
55	Nate Crawford	OL	6-5	300	So.	Pensacola, Fla.	West
56	Sam Bailey	OL	6-5	280	RSFr.	Lamar, Mo.	Lamar
56	Walter Brady	DL	6-3	255	RSFr.	Florence, Ala.	Florence
57	Alec Abeln	OL	6-3	290	So.	St. Louis, Mo.	University HS
58	Nick Skalak	OL	6-5	290	Fr.	Irving, Texas	Cistercian
59	Jeffrey Cathey	WR	6-2	185	So.	Little Rock, Ark.	Catholic
60	Connor McGovern	OL	6-4	305	Sr.	Fargo, N.D.	Shanley
61	Adam Roland	OL	6-3	315	RSFr.	St. Louis, Mo.	Oakville
62	Taylor Chappell	OL	6-5	305	Sr.	Canadian, Texas	Canadian
63	Brad McNulty	OL	6-4	305	Sr.	Allen, Texas	Allen
64	Paul Adams	OL	6-6	290	RSFr.	Nashville, Tenn.	Christ Presbyterian
65	Tanner Owen	OL	6-5	280	Fr.	Kearney, Mo.	Kearney
66	Adam Ploudre	OL	6-4	295	So.	Ballwin, Mo.	Marquette HS
67	Jonah Dubinski	OL	6-2	275	Fr.	Columbia, Mo.	Rock Bridge
68	Mike Fairchild	OL	6-5	295	RSFr.	Overland Park, Kan.	Blue Valley West
69	A.J. Harris	OL	6-4	285	Fr.	Stillwell, Kan.	Blue Valley
70	Malik Cuellar	OL	6-5	300	Jr.	Fortuna, Calif.	CC of San Francisco
71	Kevin Pendleton	OL	6-4	315	RSFr.	Lee's Summit, Mo.	West
72	Clay Rhodes	OL	6-5	290	So.	Stillwell, Kan.	Blue Valley
73	Mitch Hall	OL	6-5	310	Sr.	Russellville, Ark.	Ole Miss
74	Blake Wilbers	OL	6-2	270	Fr.	Wardsville, Mo.	Helias
75	Max Kavy	OL	6-3	285	Fr.	St. Louis, Mo.	St. Louis University High
76	Thomas Grossman	OL	6-3	260	Fr.	St. Louis, Mo.	Chaminade
77	Evan Boehm	OL	6-3	310	Sr.	Lee's Summit, Mo.	(West)
78	Andy Bauer	OL	6-3	310	RSFr.	St. Louis, Mo.	DeSmet
79	Terry Beckner, Jr.	DL	6-4	300	Fr.	East St. Louis, Ill.	East St. Louis
80	Sean Culkin	TE	6-6	245	Jr.	Indian Rocks Beach, Fla.	Christian
81	Harley Whitehouse	OL	6-0	210	Fr.	St. Louis, Mo.	Parkway Central
82	Clayton Echard	TE	6-5	260	Sr.	Eureka, Mo.	Eureka
84	Emanuel Hall	WR	6-3	200	Fr.	Franklin, Tenn.	Centennial
85	Richaud Floyd	WR	5-11	165	Fr.	Gulfport, Miss.	Gulfport
86	Jake Hurrell	OL	6-3	235	Jr.	Saint Peters, Mo.	Francis Howell North
87	Jordan Harold	DL	6-2	245	So.	St. Louis, Mo.	McCluer North
88	Nate Howard	DL	6-4	235	Fr.	St. Louis, Mo.	Watkins
89	Tyler Hanneke	DL	6-4	250	Jr.	St. Charles, Mo.	West
89	Brian Kurz	TE	6-4	230	So.	Vandalia, Mo.	Van-Far
90	Harold Brantley	DL	6-3	280	Jr.	Hershey, Pa.	Hershey
90	Nick Coffman	PK	5-11	175	Jr.	Missouri City, Texas	Elkins
91	Turner Adams	PK	6-0	195	So.	Springfield, Mo.	Kickapoo
91	Charles Harris	DL	6-3	255	So.	Kansas City, Mo.	Lincoln Prep
93	Andrew Carr	PK	6-1	175	Fr.	Cameron, Mo.	Cameron
94	Tyrell Jacobs	DL	6-4	265	Fr.	Kenner, La.	Rummel
95	Rickey Hatley	DL	6-4	300	Jr.	Atlanta, Texas	Atlanta
96	A.J. Logan	DL	6-2	300	So.	Columbia, Mo.	Rock Bridge
97	Josh Augusta	DL	6-4	345	Jr.	Peoria, Ill.	Peroia
98	Dayton Balvanz	P	6-5	200	Jr.	Eldora, Iowa	South Hardin HS/Ellsworth CC
98	Rocel McWilliams	DL	6-2	240	RSFr.	Pensacola, Fla.	West
99	Andrew Baggett	K	6-1	215	Sr.	Lee's Summit, Mo.	North

ALPHABETICAL		
No.	Name	Pos.
60	Connor McGovern	OL
29	DeAndre McKenzie	DB
63	Brad McNulty	OL
98	Rocel McWilliams	DL
54	Nick Monaghan	OL
6	J'Mon Moore	WR
18	Josh Moore	DL
12	Dominic Nelson	S
25	Donavin Newsom	LB
65	Tanner Owen	OL
71	Kevin Pendleton	OL
11	Aarion Penton	DB
19	Ronnell Perkins	S
39	Justin Piazza	LB
36	Isaiah Pierre	S
66	Adam Ploudre	OL
9	Eddie Printz	QB
10	Jason Reese	TE
72	Clay Rhodes	OL
45	Nick Rhone	WR
16	Thomas Richard	WR
61	Adam Roland	OL
6	Tavon Ross	S
30	Michael Scherer	LB
52	Eddie Serrano	DE
22	Anthony Sherrils	DB
21	Ian Simon	S
58	Nick Skalak	OL
8	Justin Smith	WR
28	Steven Spadarotto	WR
40	Andrew Stevens	TB
36	Morgan Steward	TB
31	Finis Stribling IV	DB
50	Jacob Trump	LB
20	Trevon Walters	TB
46	Trei Walton	DB
9	T.J. Warren	DB
81	Harley Whitehouse	OL
74	Blake Wilbers	OL
53	Christian Williams	LB
41	Faheem Williams	S
4	Ryan Williams	TB
13	Spencer Williams	DL
8	Thomas Wilson	S
14	Ray Wingo	WR
48	Roderick Winters	LB
21	Ish Witter	TB
1	Marvin Zanders	QB

PRO-NUN-SEE-AY-SHUN GUIDE

PLAYERS	PLAY - urz	Zane JACOBYjuh - COE - bee	COACHES	KOE - chuz
Alec ABELN.....	ABE - linn	Eric LAURENT.....lore - RENT	Gary PINKEL.....	PINK - ul
Franklin AGBASIMERE.....	ag - BAZZ - uh - meer	ROCEL McWilliams.....	Barry ODOM.....	OWE - dum
Dayton BALVANZ.....	BAL - vanz	J'MON Moore.....	Craig KULIGOWSKI.....	kool - ih - GOW - skée
Eric BEISEL.....	BUY - zul	AARION Penton.....		
DeSEAN Blair.....	duh - SHAWN	RONNELL Perkins.....		
Evan BOEHM.....	BAY - m	Adam PLOUDRE.....		
Joey BURKETT.....	BURK - it	Thomas RICHARD.....		
Taylor CHAPPELL.....	CHAP - ul	TAVON Ross.....		
Logan CHEADLE.....	CHEE - dull	Michael SCHERER.....		
MALIK CUELLAR.....	muh - LEEK / KWAY - lar	Eddie SERRANO.....		
Keyon DILOSA.....	dih - LOW - suh	IAN Simon.....		
MARQUISE DOHERTY.....	mar - KEECE / DOE - ur - tee	Nick SKALAK.....		
Clayton ECHARD.....	ECK - urd	FINIS STRIBLING.....		
Cory FATONY.....	fuh - TOE - nee	TREVON Walters.....		
RICHAUD Floyd.....	rish - ODD			
FERROD Gardner.....	fuh - ROD			
Tyler HANNEKE.....	HAN - uh - kee			
Jake HURRELL.....	HURL			



MIZZOU

DEPTH CHART

As of
Nov. 9,
2015



OFFENSE

LT	60	Connor McGovern	6-4	305	Sr.	3L
	70	Malik Cuellar	6-5	300	Jr.	
LG	55	Nate Crawford	6-5	310	So.	
	63	Brad McNulty	6-4	305	Sr.	3L
C	57	Alec Abeln	6-3	290	So.	
	77	Evan Boehm	6-3	310	Sr.	3L
RG	56	Sam Bailey	6-5	280	RSFr.	
	73	Mitch Hall	6-5	310	Sr.	2L
RT	71	Kevin Pendleton	6-4	315	RSFr.	
	62	Taylor Chappell	6-5	305	RSSr.	1L
TE	64	Paul Adams	6-6	290	RSFr.	
	80	Sean Culkin	6-6	245	Jr.	1L -OR-
QB	10	Jason Reese	6-5	250	So.	1L
	82	Clayton Echard	6-5	260	Sr.	2L
TB	11	Kendall Blanton	6-6	250	RSFr.	
	3	Drew Lock	6-4	205	Fr.	
X	9	Eddie Printz	6-3	205	So.	-OR-
	1	Marvin Zanders	6-1	185	RSFr.	
H	32	Russell Hansbrough	5-9	195	Sr.	3L
	21	Ish Witter	5-10	190	So.	1L
Z	35	Tyler Hunt	5-11	210	Sr.	2L
	39	Chase Abbingtion	6-2	215	RSSo.	
PK	6	J'Mon Moore	6-3	190	So.	1L -OR-
	84	Emanuel Hall	6-3	200	Fr.	
H	41	Eric Laurent	6-2	215	Jr.	
	2	Nate Brown	6-3	205	So.	1L
Z	33	Cam Hilton	6-0	180	Fr.	
	14	Ray Wingo	5-11	180	RSFr.	
LS	18	Wesley Leftwich	6-1	205	Sr.	1L
	15	Keyon Dilosa	6-3	200	RSFr.	
KO	17	DeSean Blair	6-3	190	RSFr.	

SPECIAL TEAMS

PK	99	Andrew Baggett	6-1	215	Sr.	3L
	90	Nick Coffman	5-11	175	Jr.	
H	9	Eddie Printz	6-3	205	So.	
	41	Eric Laurent	6-2	215	Jr.	
LS	86	Jake Hurrell	6-3	235	Jr.	2L
	54	Nick Monaghan	6-2	245	Sr.	
KO	26	Corey Fatony	5-11	185	Fr.	-OR-
	99	Andrew Baggett	6-1	215	Sr.	3L
KR	5	John Gibson	6-0	190	Jr.	2L
	31	Finis Stribling IV	5-11	175	RSFr.	
	14	Ray Wingo	5-11	180	RSFr.	

DEFENSE

DE	56	Walter Brady	6-3	255	RSFr.	
	16	Marcell Frazier	6-5	265	RSSo.	
DT	97	Josh Augusta	6-4	345	Jr.	2L
	95	Rickey Hatley	6-4	300	Jr.	2L
NG	79	Terry Beckner, Jr.	6-4	300	Fr.	
	96	A.J. Logan	6-2	310	So.	
DE	18	Josh Moore	6-5	280	Fr.	
	91	Charles Harris	6-3	255	So.	1L
W	88	Nate Howard	6-4	240	Fr.	
	13	Spencer Williams	6-3	245	RSFr.	
M	10	Kentrell Brothers	6-1	235	Sr.	3L
	34	Joey Burkett	6-2	210	So.	1L
S	30	Michael Scherer	6-3	230	Jr.	2L
	4	Brandon Lee	6-2	220	RSFr.	
CB	25	Donavin Newsom	6-2	230	Jr.	2L
	40	Clarence Green	6-0	220	Sr.	2L
CB	24	Terez Hall	6-2	215	Fr.	
	7	Kenya Dennis	5-11	200	Sr.	1L
SS	5	John Gibson	6-0	190	Jr.	2L
	11	Aarion Penton	5-10	190	Jr.	2L
FS	28	Logan Cheadle	5-10	180	So.	1L
	1	Anthony Hines	6-1	190	So.	
FS	22	Anthony Sherrills	6-0	190	So.	1L
	8	Thomas Wilson	5-10	190	So.	1L
FS	21	Ian Simon	6-0	195	Sr.	3L
	3	Cortland Browning	6-1	205	RSSr.	
FS	6	Tavon Ross	6-0	200	RSFr.	

INJURY REPORT

90	Harold Brantley (DT)	6-3	280	Jr.	OUT-season
36	Morgan Steward (RB)	6-0	210	Jr.	OUT-season
20	Trevon Walters (TB)	5-10	200	RSFr.	OUT

2015 Mizzou Football

Mizzou Combined Team Statistics (as of Nov 06, 2015)

All games

Date	Opponent	Score	Att.
Sep 05, 2015	SOUTHEAST MISSOURI	W 34-3	64670
Sep 12, 2015	at Arkansas State	W 27-20	29143
Sep 19, 2015	UCONN	W 9-6	70079
* Sep 26, 2015	at Kentucky	L 13-21	58008
* Oct 03, 2015	SOUTH CAROLINA	W 24-10	66751
* Oct 10, 2015	#11 FLORIDA	L 3-21	70767
* Oct 17, 2015	at Georgia	L 6-9	92746
* Oct 24, 2015	at Vanderbilt	L 3-10	31128
* Nov 05, 2015	#20 MISSISSIPPI STATE	L 13-31	58878

Record:	Overall	Home	Away	Neutral
All games	4-5	3-2	1-3	0-0
Conference	1-5	1-2	0-3	0-0
Non-Conference	3-0	2-0	1-0	0-0

Team Statistics	MIZ	OPP
FIRST DOWNS	140	157
Rushing	58	73
Passing	65	74
Penalty	17	10
RUSHING YARDAGE	1019	1091
Rushing Attempts	288	366
Average Per Rush	3.5	3.0
Average Per Game	113.2	121.2
TDs Rushing	3	5
PASSING YARDAGE	1524	1596
Comp-Att-Int	145-288-9	169-271-8
Average Per Pass	5.3	5.9
Average Per Catch	10.5	9.4
Average Per Game	169.3	177.3
TDs Passing	9	9
TOTAL OFFENSE	2543	2687
Average Per Play	4.4	4.2
Average Per Game	282.6	298.6
KICK RETURNS: #-Yards	24-366	15-430
PUNT RETURNS: #-Yards	19-120	20-173
INT RETURNS: #-Yards	8-156	9-123
FUMBLES-LOST	12-3	12-5
PENALTIES-Yards	46-358	51-531
PUNTS-AVG	61-44.1	62-39.5
TIME OF POSSESSION/Game	26:53	33:07
3RD-DOWN Conversions	38/130	58/147
4TH-DOWN Conversions	3/11	4/10

Interceptions	no.	yds	avg	td	lg
Simon, Ian	2	39	19.5	0	39
Brothers, K.	2	9	4.5	0	9
Brady, Walter	1	22	22.0	0	22
Dennis, Kenya	1	1	1.0	0	1
Sherrils, A.	1	50	50.0	0	50
Gibson, John	1	35	35.0	0	35

Punting	no.	yds	avg	lg	tb	fc	i20	50+	blk
Fatony, Corey	61	2689	44.1	61	3	23	19	18	0

Punt Returns	no.	yds	avg	td	lg
Penton, Aarion	9	82	9.1	1	41
Hilton, Cam	6	21	3.5	0	10
Brothers, K.	2	14	7.0	0	0
Ross, Tavon	1	-5	-5.0	0	0
Green, Clarence	1	8	8.0	0	0
Total	19	120	6.3	1	41
Opponents	20	173	8.6	0	19

Kick Returns	no.	yds	avg	td	lg
Gibson, John	9	121	13.4	0	22
Sherrils, A.	8	142	17.8	0	21
Stribling, F.	3	54	18.0	0	25
Hilton, Cam	1	13	13.0	0	13
Reese, Jason	1	8	8.0	0	8
Penton, Aarion	1	12	12.0	0	12
Brown, Nate	1	16	16.0	0	16
Total	24	366	15.2	0	25
Opponents	15	430	28.7	0	69

All Purpose	g	rush	rcv	pr	kr	ir	total	avg/g
Witter, Ish	9	423	89	0	0	0	512	56.9
Hunt, Tyler	9	139	201	0	0	0	340	37.8
Hansbrough, R.	8	264	62	0	0	0	326	40.8
Brown, Nate	9	0	251	0	16	0	267	29.7
Moore, J'Mon	9	0	252	0	0	0	252	28.0
Total	9	1019	1524	120	366	156	3185	353.9
Opponents	9	1091	1596	173	430	123	3413	379.2

Total Offense	g	plays	rush	pass	total	avg/g
Lock, Drew	9	214	-26	870	844	93.8
Mauk, Maty	5	146	145	654	799	159.8
Witter, Ish	9	101	423	0	423	47.0
Hansbrough, R.	8	68	264	0	264	33.0
Hunt, Tyler	9	20	120	0	120	15.4

Rushing	gp	att	gain	loss	net	avg	td	lg	avg/g
Witter, Ish	9	101	452	29	423	4.2	1	27	47.0
Hansbrough, R.	8	68	285	21	264	3.9	1	26	33.0
Mauk, Maty	5	36	179	34	145	4.0	1	24	29.0
Hunt, Tyler	9	20	141	2	139	6.9	0	72	15.4
Abbingtion, C.	7	6	40	1	39	6.5	0	12	5.6
Fatony, Corey	9	1	26	0	26	26.0	0	26	2.9
Steward, Morgan	3	10	21	3	18	1.8	0	6	6.0
Wingo, Ray	8	1	3	0	3	3.0	0	3	0.4
Total	9	288	1265	246	1019	3.5	3	72	113.2
Opponents	9	366	1389	298	1091	3.0	5	46	121.2

Passing	gp	effic	comp-att-int	pct	yds	td	lg	avg/g
Lock, Drew	9	90.44	88-178-5	49.4	870	3	78	96.7
Mauk, Maty	5	112.49	57-110-4	51.8	654	6	51	130.8
Total	9	98.86	145-288-9	50.3	1524	9	78	169.3
Opponents	9	116.89	169-271-8	62.4	1596	9	63	177.3

Receiving	gp	no.	yds	avg	td	lg	avg/g
Moore, J'Mon	9	23	252	11.0	2	32	28.0
Brown, Nate	9	20	251	12.6	4	33	27.9
Leftwich, W.	8	15	186	12.4	1	32	23.2
Culkin, Sean	7	15	123	8.2	1	21	17.6
Reese, Jason	9	12	110	9.2	0	21	12.2
Witter, Ish	9	12	89	7.4	0	20	9.9
Hansbrough, R.	8	12	62	5.2	0	24	7.8
Dilosa, K.	8	10	65	6.5	0	16	8.1
Hall, Emanuel	8	7	65	9.3	0	14	8.1
Hunt, Tyler	9	5	201	40.2	1	78	22.3
Wingo, Ray	8	4	24	6.0	0	13	3.0
Hilton, Cam	9	3	44	14.7	0	29	4.9
Blair, DeSean	4	2	25	12.5	0	21	6.2
Echard, Clayton	9	2	14	7.0	0	8	1.6
Abbingtion, C.	7	1	5	5.0	0	5	0.7
Total	9	145	1524	10.5	9	78	169.3
Opponents	9	169	1596	9.4	9	63	177.3

Field Goals	fg	pct.	01-19	20-29	30-39	40-49	50-99	lg	blk
Baggett, Andrew	13-17	76.5	0-0	6-6	6-7	1-3	0-1	41	0

Scoring	td	fg	PAT				dxp	saf	pts
			kick	rush	rcv	pass			
Baggett, Andrew	-	13-17	13-13	-	-	-	-	-	52
Brown, Nate	4	-	-	-	-	-	-	-	24
Moore, J'Mon	2	-	-	-	-	-	-	-	12
Leftwich, W.	1	-	-	-	-	-	-	-	6
Hansbrough, R.	1	-	-	-	-	-	-	-	6
Witter, Ish	1	-	-	-	-	-	-	-	6
Hunt, Tyler	1	-	-	-	-	-	-	-	6
Culkin, Sean	1	-	-	-	-	-	-	-	6
Mauk, Maty	1	-	-	-	-	-	-	-	6
Penton, Aarion	1	-	-	-	-	-	-	-	6
Green, Clarence	-	-	-	-	-	-	1	-	2
Total	13	13-17	13-13	-	-	-	-	1	132
Opponents	15	9-16	14-15	-	-	-	-	-	131

Score by Quarters	1st	2nd	3rd	4th	OT	Total
Mizzou	42	36	41	13	0	132
Opponents	30	51	34	16	0	131

2015 Mizzou Football
Mizzou Game Results (as of Nov 06, 2015)
All games

Date	Opponent		Score	Overall	Conference	Time	Attend
Sep 05, 2015	SOUTHEAST MISSOURI	W	34-3	1-0	0-0	3:23	64670
Sep 12, 2015	at Arkansas State	W	27-20	2-0	0-0	3:25	29143
Sep 19, 2015	UCONN	W	9-6	3-0	0-0	3:03	70079
* Sep 26, 2015	at Kentucky	L	13-21	3-1	0-1	3:16	58008
* Oct 03, 2015	SOUTH CAROLINA	W	24-10	4-1	1-1	3:21	66751
* Oct 10, 2015	#11 FLORIDA	L	3-21	4-2	1-2	3:21	70767
* Oct 17, 2015	at Georgia	L	6-9	4-3	1-3	3:03	92746
* Oct 24, 2015	at Vanderbilt	L	3-10	4-4	1-4	3:34	31128
* Nov 05, 2015	#20 MISSISSIPPI STATE	L	13-31	4-5	1-5	3:12	58878

2015 Mizzou Football
Mizzou Overall Team Statistics (as of Nov 06, 2015)
All games

Team Statistics	MIZ	OPP
SCORING	132	131
Points Per Game	14.7	14.6
Points Off Turnovers	26	32
FIRST DOWNS	140	157
Rushing	58	73
Passing	65	74
Penalty	17	10
RUSHING YARDAGE	1019	1091
Yards gained rushing	1265	1389
Yards lost rushing	246	298
Rushing Attempts	288	366
Average Per Rush	3.5	3.0
Average Per Game	113.2	121.2
TDs Rushing	3	5
PASSING YARDAGE	1524	1596
Comp-Att-Int	145-288-9	169-271-8
Average Per Pass	5.3	5.9
Average Per Catch	10.5	9.4
Average Per Game	169.3	177.3
TDs Passing	9	9
TOTAL OFFENSE	2543	2687
Total Plays	576	637
Average Per Play	4.4	4.2
Average Per Game	282.6	298.6
KICK RETURNS: #-Yards	24-366	15-430
PUNT RETURNS: #-Yards	19-120	20-173
INT RETURNS: #-Yards	8-156	9-123
KICK RETURN AVERAGE	15.2	28.7
PUNT RETURN AVERAGE	6.3	8.6
INT RETURN AVERAGE	19.5	13.7
FUMBLES-LOST	12-3	12-5
PENALTIES-Yards	46-358	51-531
Average Per Game	39.8	59.0
PUNTS-Yards	61-2689	62-2449
Average Per Punt	44.1	39.5
Net punt average	40.3	36.6
KICKOFFS-Yards	35-2212	32-1976
Average Per Kick	63.2	61.8
Net kick average	38.1	45.6
TIME OF POSSESSION/Game	26:53	33:07
3RD-DOWN Conversions	38/130	58/147
3rd-Down Pct	29%	39%
4TH-DOWN Conversions	3/11	4/10
4th-Down Pct	27%	40%
SACKS BY-Yards	26-153	25-160
MISC YARDS	0	0
TOUCHDOWNS SCORED	13	15
FIELD GOALS-ATTEMPTS	13-17	9-16
ON-SIDE KICKS	0-0	0-2
RED-ZONE SCORES	(18-22) 82%	(21-26) 81%
RED-ZONE TOUCHDOWNS	(7-22) 32%	(12-26) 46%
PAT-ATTEMPTS	(13-13) 100%	(14-15) 93%
ATTENDANCE	331145	211025
Games/Avg Per Game	5/66229	4/52756
Neutral Site Games		0/0

Score by Quarters	1st	2nd	3rd	4th	OT	Total
Mizzou	42	36	41	13	0	132
Opponents	30	51	34	16	0	131

2015 Mizzou Football
Mizzou Overall Individual Statistics (as of Nov 06, 2015)
All games

Rushing	gp	att	gain	loss	net	avg	td	lg	avg/g
Witter, Ish	9	101	452	29	423	4.2	1	27	47.0
Hansbrough, R.	8	68	285	21	264	3.9	1	26	33.0
Mauk, Maty	5	36	179	34	145	4.0	1	24	29.0
Hunt, Tyler	9	20	141	2	139	6.9	0	72	15.4
Abbingtion, C.	7	6	40	1	39	6.5	0	12	5.6
Fatony, Corey	9	1	26	0	26	26.0	0	26	2.9
Steward, Morgan	3	10	21	3	18	1.8	0	6	6.0
Wingo, Ray	8	1	3	0	3	3.0	0	3	0.4
Team	5	9	0	12	-12	-1.3	0	0	-2.4
Lock, Drew	9	36	118	144	-26	-0.7	0	33	-2.9
Total	9	288	1265	246	1019	3.5	3	72	113.2
Opponents	9	366	1389	298	1091	3.0	5	46	121.2

Passing	gp	effic	comp-att-int	pct	yds	td	lg	avg/g
Lock, Drew	9	90.44	88-178-5	49.4	870	3	78	96.7
Mauk, Maty	5	112.49	57-110-4	51.8	654	6	51	130.8
Total	9	98.86	145-288-9	50.3	1524	9	78	169.3
Opponents	9	116.89	169-271-8	62.4	1596	9	63	177.3

Receiving	gp	no.	yds	avg	td	lg	avg/g
Moore, J'Mon	9	23	252	11.0	2	32	28.0
Brown, Nate	9	20	251	12.6	4	33	27.9
Leftwich, W.	8	15	186	12.4	1	32	23.2
Culkin, Sean	7	15	123	8.2	1	21	17.6
Reese, Jason	9	12	110	9.2	0	21	12.2
Witter, Ish	9	12	89	7.4	0	20	9.9
Hansbrough, R.	8	12	62	5.2	0	24	7.8
Dilosa, K.	8	10	65	6.5	0	16	8.1
Hall, Emanuel	8	7	65	9.3	0	14	8.1
Hunt, Tyler	9	5	201	40.2	1	78	22.3
Wingo, Ray	8	4	24	6.0	0	13	3.0
Hilton, Cam	9	3	44	14.7	0	29	4.9
Blair, DeSean	4	2	25	12.5	0	21	6.2
Echard, Clayton	9	2	14	7.0	0	8	1.6
Abbingtion, C.	7	1	5	5.0	0	5	0.7
Richard, T.	3	1	4	4.0	0	4	1.3
Laurent, Eric	4	1	4	4.0	0	4	1.0
Total	9	145	1524	10.5	9	78	169.3
Opponents	9	169	1596	9.4	9	63	177.3

Punt Returns	no.	yds	avg	td	lg
Penton, Aarion	9	82	9.1	1	41
Hilton, Cam	6	21	3.5	0	10
Brothers, K.	2	14	7.0	0	0
Green, Clarence	1	8	8.0	0	0
Ross, Tavon	1	-5	-5.0	0	0
Total	19	120	6.3	1	41
Opponents	20	173	8.6	0	19

Interceptions	no.	yds	avg	td	lg
Brothers, K.	2	9	4.5	0	9
Simon, Ian	2	39	19.5	0	39
Brady, Walter	1	22	22.0	0	22
Dennis, Kenya	1	1	1.0	0	1
Sherrils, A.	1	50	50.0	0	50
Gibson, John	1	35	35.0	0	35
Total	8	156	19.5	0	50
Opponents	9	123	13.7	1	45

Kick Returns	no.	yds	avg	td	lg
Gibson, John	9	121	13.4	0	22
Sherrils, A.	8	142	17.8	0	21
Stribling, F.	3	54	18.0	0	25
Hilton, Cam	1	13	13.0	0	13
Reese, Jason	1	8	8.0	0	8
Brown, Nate	1	16	16.0	0	16
Penton, Aarion	1	12	12.0	0	12
Total	24	366	15.2	0	25
Opponents	15	430	28.7	0	69

Fumble Returns	no.	yds	avg	td	lg
Total	0	0	0.0	0	0
Opponents	0	0	0.0	0	0

2015 Mizzou Football
Mizzou Overall Individual Statistics (as of Nov 06, 2015)
All games

Scoring	td	fg	PAT				dxp	saf	pts
			kick	rush	rcv	pass			
Baggett, Andrew	-	13-17	13-13	-	-	-	-	-	52
Brown, Nate	4	-	-	-	-	-	-	-	24
Moore, J'Mon	2	-	-	-	-	-	-	-	12
Mauk, Maty	1	-	-	-	-	-	-	-	6
Hunt, Tyler	1	-	-	-	-	-	-	-	6
Penton, Aarion	1	-	-	-	-	-	-	-	6
Witter, Ish	1	-	-	-	-	-	-	-	6
Culkin, Sean	1	-	-	-	-	-	-	-	6
Leftwich, W.	1	-	-	-	-	-	-	-	6
Hansbrough, R.	1	-	-	-	-	-	-	-	6
Green, Clarence	-	-	-	-	-	-	-	1	2
Total	13	13-17	13-13	-	-	-	-	1	132
Opponents	15	9-16	14-15	-	-	-	-	-	131

Total Offense	g	plays	rush	pass	total	avg/g
Lock, Drew	9	214	-26	870	844	93.8
Mauk, Maty	5	146	145	654	799	159.8
Witter, Ish	9	101	423	0	423	47.0
Hansbrough, R.	8	68	264	0	264	33.0
Hunt, Tyler	9	20	139	0	139	15.4
Abbingtion, C.	7	6	39	0	39	5.6
Fatony, Corey	9	1	26	0	26	2.9
Steward, Morgan	3	10	18	0	18	6.0
Wingo, Ray	8	1	3	0	3	0.4
Team	5	9	-12	0	-12	-2.4
Total	9	576	1019	1524	2543	282.6
Opponents	9	637	1091	1596	2687	298.6

Field Goals	fg	pct.	01-19	20-29	30-39	40-49	50-99	lg	blk
Baggett, Andrew	13-17	76.5	0-0	6-6	6-7	1-3	0-1	41	0

FG Sequence	Mizzou	Opponents
Southeast Missouri	(39),(23)	(35)
Arkansas State	(30),(41)	(20),(40)
UConn	40	49
Kentucky	(39),(24)	-
South Carolina	(21)	(34),44
Florida	(21),53	36
Georgia	(20),38,(24)	(29),(24),26,(34)
Vanderbilt	(35),47	45,(40),32
Mississippi State	(31),(35)	(36),49

Punting	no.	yds	avg	lg	tb	fc	i20	50+	blk
Fatony, Corey	61	2689	44.1	61	3	23	19	18	0
Total	61	2689	44.1	61	3	23	19	18	0
Opponents	62	2449	39.5	78	3	18	26	13	3

Kickoffs	no.	yds	avg	tb	ob	retn	net	ydln
Fatony, Corey	35	2212	63.2	18	1			
Total	35	2212	63.2	18	1	28.7	38.1	26
Opponents	32	1976	61.8	6	2	15.2	45.6	19

Numbers in (parentheses) indicate field goal was made.

2015 Mizzou Football
Mizzou Overall Individual Statistics (as of Nov 06, 2015)
All games

All Purpose	g	rush	rcv	pr	kr	ir	total	avg/g
Witter, Ish	9	423	89	0	0	0	512	56.9
Hunt, Tyler	9	139	201	0	0	0	340	37.8
Hansbrough, R.	8	264	62	0	0	0	326	40.8
Brown, Nate	9	0	251	0	16	0	267	29.7
Moore, J'Mon	9	0	252	0	0	0	252	28.0
Sherrills, A.	9	0	0	0	142	50	192	21.3
Leftwich, W.	8	0	186	0	0	0	186	23.2
Gibson, John	9	0	0	0	121	35	156	17.3
Mauk, Maty	5	145	0	0	0	0	145	29.0
Culkin, Sean	7	0	123	0	0	0	123	17.6
Reese, Jason	9	0	110	0	8	0	118	13.1
Penton, Aarion	9	0	0	82	12	0	94	10.4
Hilton, Cam	9	0	44	21	13	0	78	8.7
Hall, Emanuel	8	0	65	0	0	0	65	8.1
Dilosa, K.	8	0	65	0	0	0	65	8.1
Stribling, F.	4	0	0	0	54	0	54	13.5
Abbingtion, C.	7	39	5	0	0	0	44	6.3
Simon, Ian	9	0	0	0	0	39	39	4.3
Wingo, Ray	8	3	24	0	0	0	27	3.4
Fatony, Corey	9	26	0	0	0	0	26	2.9
Blair, DeSean	4	0	25	0	0	0	25	6.2
Brothers, K.	9	0	0	14	0	9	23	2.6
Brady, Walter	9	0	0	0	0	22	22	2.4
Steward, Morga	3	18	0	0	0	0	18	6.0
Echard, Clayton	9	0	14	0	0	0	14	1.6
Green, Clarence	8	0	0	8	0	0	8	1.0
Laurent, Eric	4	0	4	0	0	0	4	1.0
Richard, T.	3	0	4	0	0	0	4	1.3
Dennis, Kenya	9	0	0	0	0	1	1	0.1
Ross, Tavon	7	0	0	-5	0	0	-5	-0.7
Team	5	-12	0	0	0	0	-12	-2.4
Lock, Drew	9	-26	0	0	0	0	-26	-2.9
Total	9	1019	1524	120	366	156	3185	353.9
Opponents	9	1091	1596	173	430	123	3413	379.2

2015 Mizzou Football
Mizzou Overall Defensive Statistics (as of Nov 06, 2015)
All games

##	Defensive Leaders	gp	Tackles				Sacks no-yds	Pass defense			Fumbles		blkd	
			ua	a	tot	tfl/yds		int-yds	brup	qbh	rcv-yds	ff	kick	saf
1X	Brothers, K.	9	56	61	117	7.5-24	2.5-12	2-9	1	1	.	1	3	.
30	Scherer, M.	9	32	35	67	5.0-11	.	.	3	1
22	Sherrills, A.	9	33	19	52	3.5-10	.	1-50	4	.	1-0	1	.	.
91	Harris, Charles	9	26	20	46	17.0-80	7.0-51	.	.	6	.	2	.	.
1Y	Penton, Aarion	9	28	18	46	2.5-8	.	.	7	2	.	1	.	.
25	Newsom, Donavin	9	22	18	40	7.0-37	2.5-22	.	1	.	.	1	.	.
1Z	Simon, Ian	9	23	10	33	.	.	2-39	4	.	1-0	.	.	.
7X	Dennis, Kenya	9	26	3	29	2.0-15	1.0-10	1-1	4
56	Brady, Walter	9	15	13	28	10.5-51	7.0-41	1-22	1	5	1-0	1	.	.
79	Beckner, Terry	9	13	14	27	8.0-23	3.0-12	.	1	2	1-0	.	.	.
40	Green, Clarence	8	10	13	23	0.5-1	.	.	1	.	.	.	1	1
97	Augusta, Josh	9	13	6	19	7.0-14	.	.	1	3
95	Hatley, Rickey	8	7	11	18	2.5-5	.	.	.	1
6Y	Frazier, M.	9	8	7	15	5.0-21	1.0-5	.	.	2
8X	Wilson, Thomas	9	6	6	12	0.5-1	1-0	.	.	.
5	Gibson, John	9	7	5	12	.	.	1-35	2
96	Logan, A.J.	9	4	7	11	2.0-6	.	.	.	1	.	1	.	.
28	Cheadle, Logan	8	5	5	10	1.0-3	1.0-3	.	2
88	Howard, Nate	8	5	5	10	1.5-6	.	.	.	1
3X	Browning, C.	8	4	5	9
34	Burkett, Joey	9	4	4	8
24	Hall, Terez	9	3	3	6
4	Lee, Brandon	8	1	4	5	.	.	.	1
8Y	Moore, Josh	8	3	1	4
82	Echard, Clayton	9	1	3	4
6Z	Fatony, Corey	9	1	2	3
1D	Hines, A.	6	1	1	2
6X	Ross, Tavon	7	1	1	2
33	Hilton, Cam	9	.	2	2
5Y	Jones, Grant	8	.	1	1
3Z	Williams, S.	3	1	.	1
16	Richard, T.	3	1	.	1
52	Serrano, Eddie	1	.	1	1
86	Hurell, Jake	7	1	.	1
80	Culkin, Sean	7	1	.	1
38	Beisel, Eric	9	1	.	1
18	Leftwich, W.	8	1	.	1
TM	Team	5	1	.	1	.	1.0-0	.	.	1
3	Lock, Drew	9	1	.	1
21	Witter, Ish	9	1	.	1
Total		9	367	304	671	83-316	26-153	8-156	33	26	5-0	8	4	1
Opponents		9	314	220	534	68-252	25-160	9-123	38	21	3-0	4	.	.

2015 Mizzou Football
Mizzou Team Game-by-Game (as of Nov 06, 2015)
All games

TEAM STATISTICS

		Rushing				Receiving				Passing				Kick Returns				Punt Returns				tot		
Date	Opponent	no.	yds	td	lg	no.	yds	td	lg	cmp	att	int	yds	td	lg	no.	yds	td	lg	no.	yds	td	lg	off
Sep 05	SOUTHEAST MISSOURI	33	98	0	20	18	319	3	78	18-32-1	319	3	78	1	19	0	19	5	72	1	41		417	
Sep 12	at Arkansas State	34	140	0	27	16	148	3	32	16-37-3	148	3	32	3	55	0	21	2	10	0	12		288	
Sep 19	UCONN	34	85	1	13	20	185	0	51	20-31-1	185	0	51	3	44	0	19	3	3	0	0		270	
Sep 26	at Kentucky	33	111	0	14	18	227	1	28	18-35-0	227	1	28	4	58	0	19	2	6	0	5		338	
Oct 03	SOUTH CAROLINA	42	163	1	24	21	136	2	17	21-28-0	136	2	17	0	0	0	0	1	10	0	10		299	
Oct 10	FLORIDA	26	106	0	26	16	151	0	32	16-39-2	151	0	32	3	38	0	19	2	2	0	2		257	
Oct 17	at Georgia	22	21	0	10	11	143	0	33	11-26-0	143	0	33	3	41	0	16	1	0	0	0		164	
Oct 24	at Vanderbilt	19	80	0	33	14	108	0	17	14-34-0	108	0	17	3	50	0	23	2	9	0	10		188	
Nov 05	MISSISSIPPI STATE	45	215	1	72	11	107	0	35	11-26-2	107	0	35	4	61	0	25	1	8	0	0		322	
		288	1019	3	72	145	1524	9	78	145-288-9	1524	9	78	24	366	0	25	19	120	1	41		2543	
Opponents		366	1091	5	46	169	1596	9	63	169-271-8	1596	9	63	15	430	0	69	20	173	0	19		2687	

Games: 9 • Avg/rush: 3.5 • Avg/catch: 10.5 • Pass effic: 98.86 • KR avg: 15.2 • PR avg: 6.3 • All purpose avg/game: 353.9 • Total offense avg/gm: 282.6

Date	Opponent	Tackles				Sacks no-yds	Fumble		Pass Defense			blkd kick	PAT Attempts			off		
		ua	a	total	tfl-yds		ff	fr-yds	int-yds	qbh	brup		kick	rush	rcv	saf	t/o	pts
Sep 05	SOUTHEAST MISSOURI	40	38	78	10.0-39	2.0-10	1	1-0	0-0	4	2	1	4-4	0	0	0	0	34
Sep 12	at Arkansas State	51	20	71	15.0-60	2.0-17	0	0-0	3-44	2	3	0	3-3	0	0	0	10	27
Sep 19	UCONN	37	14	51	9.0-26	3.0-11	2	1-0	1-50	4	5	2	1-1	0	0	1	0	9
Sep 26	at Kentucky	31	46	77	7.0-21	2.0-11	1	0-0	0-0	0	2	0	1-1	0	0	0	0	13
Oct 03	SOUTH CAROLINA	34	26	60	7.0-35	4.0-28	0	0-0	3-23	4	3	0	3-3	0	0	0	7	24
Oct 10	FLORIDA	51	20	71	9.0-34	5.0-21	0	0-0	0-0	3	3	0	0-0	0	0	0	0	3
Oct 17	at Georgia	34	70	104	8.0-29	2.0-12	0	0-0	1-39	0	6	0	0-0	0	0	0	3	6
Oct 24	at Vanderbilt	47	38	85	7.0-31	3.0-24	1	1-0	0-0	1	4	0	0-0	0	0	0	3	3
Nov 05	MISSISSIPPI STATE	42	32	74	11.0-41	3.0-22	3	2-0	0-0	8	5	1	1-1	0	0	0	3	13
Opponents		367	304	671	83.0-316	26.0-156	8	5-0	8-156	26	33	4	13-13	0	0	1	26	132
		314	220	534	68.0-252	25.0-160	4	3-0	9-123	21	38	0	14-15	0	0	0	32	131

		Punting									Field Goals			Kickoffs				
Date	Opponent	no.	yds	avg	long	blkd	tb	fc	50+	i20	md-att	long	blkd	no.	yds	avg	tb	ob
Sep 05	SOUTHEAST MISSOURI	6	275	45.8	54	0	0	3	2	2	2-2	39	0	7	450	64.3	3	1
Sep 12	at Arkansas State	6	299	49.8	60	0	1	2	4	2	2-2	41	0	6	386	64.3	3	0
Sep 19	UCONN	6	235	39.2	51	0	2	2	1	2	0-1	0	0	2	130	65.0	2	0
Sep 26	at Kentucky	6	244	40.7	55	0	0	3	1	5	2-2	39	0	4	245	61.2	1	0
Oct 03	SOUTH CAROLINA	5	179	35.8	45	0	0	1	0	0	1-1	21	0	5	321	64.2	4	0
Oct 10	FLORIDA	9	430	47.8	61	0	0	5	3	4	1-2	21	0	2	130	65.0	1	0
Oct 17	at Georgia	7	320	45.7	59	0	0	2	2	1	2-3	24	0	3	167	55.7	1	0
Oct 24	at Vanderbilt	9	429	47.7	61	0	0	2	4	2	1-2	35	0	2	130	65.0	2	0
Nov 05	MISSISSIPPI STATE	7	278	39.7	56	0	0	3	1	1	2-2	35	0	4	253	63.2	1	0
		61	2689	44.1	61	0	3	23	18	19	13-17	41	0	35	2212	63.2	18	1
Opponents		62	2449	39.5	78	3	3	18	13	26	9-16	40	0	32	1976	61.8	6	2

2015 Mizzou Football
Mizzou Opponent Game-by-Game (as of Nov 06, 2015)
All games

OPPONENT STATISTICS

		Rushing				Receiving				Passing				Kick Returns				Punt Returns				tot		
Date	Opponent	no.	yds	td	lg	no.	yds	td	lg	cmp	att	int	yds	td	lg	no.	yds	td	lg	no.	yds	td	lg	off
Sep 05	SOUTHEAST MISSOURI	42	145	0	19	12	56	0	21	12-22-0	56	0	21	3	72	0	37	3	11	0	10		201	
Sep 12	at Arkansas State	45	93	0	19	14	124	2	23	14-30-3	124	2	23	3	105	0	40	2	2	0	2		217	
Sep 19	UCONN	33	77	1	14	17	156	0	29	17-28-1	156	0	29	0	0	0	0	0	0	0	0		233	
Sep 26	at Kentucky	38	120	1	17	22	249	2	35	22-27-0	249	2	35	3	82	0	48	1	9	0	9		369	
Oct 03	SOUTH CAROLINA	34	112	0	29	17	186	1	35	17-30-3	186	1	35	1	21	0	21	0	0	0	0		298	
Oct 10	FLORIDA	44	129	2	19	20	208	0	25	20-33-0	208	0	25	1	18	0	18	1	6	0	6		337	
Oct 17	at Georgia	45	120	0	12	23	178	0	35	23-32-1	178	0	35	1	28	0	28	5	57	0	19		298	
Oct 24	at Vanderbilt	49	168	1	46	17	136	0	24	17-28-0	136	0	24	0	0	0	0	7	71	0	15		304	
Nov 05	MISSISSIPPI STATE	36	127	0	17	27	303	4	63	27-41-0	303	4	63	3	104	0	69	1	17	0	17		430	
		366	1091	5	46	169	1596	9	63	169-271-8	1596	9	63	15	430	0	69	20	173	0	19		2687	
Mizzou		288	1019	3	72	145	1524	9	78	145-288-9	1524	9	78	24	366	0	25	19	120	1	41		2543	

Games: 9 • Avg/rush: 3.0 • Avg/catch: 9.4 • Pass effic: 116.89 • KR avg: 28.7 • PR avg: 8.6 • All purpose avg/game: 379.2 • Total offense avg/gm: 298.6

Date	Opponent	Tackles				Sacks no-yds	Fumble		Pass Defense			blkd kick	PAT Attempts			off		
		ua	a	total	tfl-yds		ff	fr-yds	int-yds	qbh	brup		kick	rush	rcv	saf	t/o	pts
Sep 05	SOUTHEAST MISSOURI	35	26	61	8.0-17	3.0-10	0	0-0	1-2	0	4	0	0-0	0	0	0	0	3
Sep 12	at Arkansas State	33	24	57	8.0-24	1.0-9	1	0-0	3-64	8	6	0	2-2	0	0	0	13	20
Sep 19	UCONN	38	34	72	10.0-23	1.0-2	1	1-0	1-17	0	3	0	0-1	0	0	0	6	6
Sep 26	at Kentucky	30	40	70	4.0-21	2.0-19	0	0-0	0-0	3	7	0	3-3	0	0	0	0	21
Oct 03	SOUTH CAROLINA	42	26	68	8.0-29	2.0-16	0	0-0	0-0	0	3	0	1-1	0	0	0	0	10
Oct 10	FLORIDA	35	14	49	3.0-27	3.0-27	0	0-0	2-40	5	4	0	3-3	0	0	0	7	21
Oct 17	at Georgia	24	26	50	9.0-26	4.0-16	1	1-0	0-0	0	2	0	0-0	0	0	0	3	9
Oct 24	at Vanderbilt	28	14	42	7.0-33	4.0-26	0	1-0	0-0	2	5	0	1-1	0	0	0	0	10
Nov 05	MISSISSIPPI STATE	49	16	65	11.0-52	5.0-35	1	0-0	2-0	3	4	0	4-4	0	0	0	3	31
		314	220	534	68.0-252	25.0-160	4	3-0	9-123	21	38	0	14-15	0	0	0	32	131
Mizzou		367	304	671	83.0-316	26.0-156	8	5-0	8-156	26	33	4	13-13	0	0	1	26	132

		Punting										Field Goals			Kickoffs				
Date	Opponent	no.	yds	avg	long	blkd	tb	fc	50+	i20	md-att	long	blkd	no.	yds	avg	tb	ob	
Sep 05	SOUTHEAST MISSOURI	12	520	43.3	60	1	0	2	5	6	1-1	35	0	2	130	65.0	1	0	
Sep 12	at Arkansas State	8	320	40.0	55	0	0	2	1	4	2-2	40	0	4	251	62.8	1	0	
Sep 19	UCONN	7	192	27.4	40	1	0	2	0	0	0-1	0	0	3	183	61.0	0	0	
Sep 26	at Kentucky	5	214	42.8	51	0	0	1	2	2	0-0	0	0	4	246	61.5	0	0	
Oct 03	SOUTH CAROLINA	4	142	35.5	54	0	0	1	1	3	1-2	34	0	3	193	64.3	2	1	
Oct 10	FLORIDA	9	395	43.9	53	0	0	5	2	2	0-1	0	0	4	246	61.5	0	1	
Oct 17	at Georgia	5	180	36.0	40	0	0	3	0	3	3-4	34	0	3	188	62.7	0	0	
Oct 24	at Vanderbilt	7	319	45.6	78	0	2	1	2	4	1-3	40	0	3	177	59.0	0	0	
Nov 05	MISSISSIPPI STATE	5	167	33.4	49	1	1	1	0	2	1-2	36	0	6	362	60.3	2	0	
		62	2449	39.5	78	3	3	18	13	26	9-16	40	0	32	1976	61.8	6	2	
Mizzou		61	2689	44.1	61	0	3	23	18	19	13-17	41	0	35	2212	63.2	18	1	

2015 Mizzou Football
Mizzou Game Superlatives (as of Nov 06, 2015)
All games

INDIVIDUAL GAME HIGHS

Rushes	17	Witter, Ish vs UConn (Sep 19, 2015)
	17	Witter, Ish vs South Carolina (Oct 03, 2015)
Yards Rushing	98	Witter, Ish vs South Carolina (Oct 03, 2015)
TD Rushes	1	Mauk, Maty vs UConn (Sep 19, 2015)
	1	Witter, Ish vs South Carolina (Oct 03, 2015)
	1	Hansbrough, R. vs Mississippi State (Nov 05, 2015)
Long Rush	72	Hunt, Tyler vs Mississippi State (Nov 05, 2015)
Pass attempts	39	Lock, Drew vs Florida (Oct 10, 2015)
Pass completions	21	Lock, Drew vs South Carolina (Oct 03, 2015)
Yards Passing	181	Mauk, Maty vs Southeast Missouri (Sep 05, 2015)
TD Passes	3	Mauk, Maty at Arkansas State (Sep 12, 2015)
Long Pass	78	Lock, Drew vs Southeast Missouri (Sep 05, 2015)
Receptions	6	Moore, J'Mon vs UConn (Sep 19, 2015)
	6	Reese, Jason vs South Carolina (Oct 03, 2015)
	6	Brown, Nate vs South Carolina (Oct 03, 2015)
Yards Receiving	78	Hunt, Tyler vs Southeast Missouri (Sep 05, 2015)
TD Receptions	2	Brown, Nate vs South Carolina (Oct 03, 2015)
Long Reception	78	Hunt, Tyler vs Southeast Missouri (Sep 05, 2015)
Field Goals	2	Baggett, Andrew vs Southeast Missouri (Sep 05, 2015)
	2	Baggett, Andrew at Arkansas State (Sep 12, 2015)
	2	Baggett, Andrew at Kentucky (Sep 26, 2015)
	2	Baggett, Andrew at Georgia (Oct 17, 2015)
	2	Baggett, Andrew vs Mississippi State (Nov 05, 2015)
Long Field Goal	41	Baggett, Andrew at Arkansas State (Sep 12, 2015)
Punts	9	Fatony, Corey vs Florida (Oct 10, 2015)
	9	Fatony, Corey at Vanderbilt (Oct 24, 2015)
Punting Avg	49.8	Fatony, Corey at Arkansas State (Sep 12, 2015)
Long Punt	61	Fatony, Corey vs Florida (Oct 10, 2015)
	61	Fatony, Corey at Vanderbilt (Oct 24, 2015)
Punts inside 20	5	Fatony, Corey at Kentucky (Sep 26, 2015)
Long Punt Return	41	Penton, Aarion vs Southeast Missouri (Sep 05, 2015)
Long Kickoff Return	25	Stribling, F. vs Mississippi State (Nov 05, 2015)
Tackles	17	Brothers, K. at Georgia (Oct 17, 2015)
Sacks	2.0	Harris, Charles at Arkansas State (Sep 12, 2015)
	2.0	Brady, Walter vs UConn (Sep 19, 2015)
	2.0	Brady, Walter vs South Carolina (Oct 03, 2015)
Tackles For Loss	4.5	Harris, Charles at Arkansas State (Sep 12, 2015)
Interceptions	2	Brothers, K. at Arkansas State (Sep 12, 2015)

2015 Mizzou Football
Mizzou Game Superlatives (as of Nov 06, 2015)
All games

TEAM GAME HIGHS

Rushes	45	vs Mississippi State (Nov 05, 2015)
Yards Rushing	215	vs Mississippi State (Nov 05, 2015)
Yards Per Rush	4.8	vs Mississippi State (Nov 05, 2015)
TD Rushes	1	vs UConn (Sep 19, 2015)
	1	vs South Carolina (Oct 03, 2015)
	1	vs Mississippi State (Nov 05, 2015)
Pass attempts	39	vs Florida (Oct 10, 2015)
Pass completions	21	vs South Carolina (Oct 03, 2015)
Yards Passing	319	vs Southeast Missouri (Sep 05, 2015)
Yards Per Pass	10.0	vs Southeast Missouri (Sep 05, 2015)
TD Passes	3	vs Southeast Missouri (Sep 05, 2015)
	3	at Arkansas State (Sep 12, 2015)
Total Plays	71	at Arkansas State (Sep 12, 2015)
	71	vs Mississippi State (Nov 05, 2015)
Total Offense	417	vs Southeast Missouri (Sep 05, 2015)
Yards Per Play	6.4	vs Southeast Missouri (Sep 05, 2015)
Points	34	vs Southeast Missouri (Sep 05, 2015)
Sacks By	5	vs Florida (Oct 10, 2015)
First Downs	24	at Kentucky (Sep 26, 2015)
Penalties	9	at Arkansas State (Sep 12, 2015)
Penalty Yards	75	at Arkansas State (Sep 12, 2015)
Turnovers	3	at Arkansas State (Sep 12, 2015)
Interceptions By	3	at Arkansas State (Sep 12, 2015)
	3	vs South Carolina (Oct 03, 2015)
Punts	9	vs Florida (Oct 10, 2015)
	9	at Vanderbilt (Oct 24, 2015)
Punting Avg	49.8	at Arkansas State (Sep 12, 2015)
Long Punt	61	vs Florida (Oct 10, 2015)
	61	at Vanderbilt (Oct 24, 2015)
Punts inside 20	5	at Kentucky (Sep 26, 2015)
Long Punt Return	41	vs Southeast Missouri (Sep 05, 2015)

2015 Mizzou Football
Mizzou Game Superlatives (as of Nov 06, 2015)
All games

OPPONENT INDIVIDUAL GAME HIGHS

Rushes	28	Kel. Taylor, vs Florida (Oct 10, 2015)
Yards Rushing	99	Kel. Taylor, vs Florida (Oct 10, 2015)
	99	Ralph Webb, at Vanderbilt (Oct 24, 2015)
TD Rushes	2	Kel. Taylor, vs Florida (Oct 10, 2015)
Long Rush	46	Ralph Webb, at Vanderbilt (Oct 24, 2015)
Pass attempts	40	Dak Prescott, vs Mississippi State (Nov 05, 2015)
Pass completions	27	Dak Prescott, vs Mississippi State (Nov 05, 2015)
Yards Passing	303	Dak Prescott, vs Mississippi State (Nov 05, 2015)
TD Passes	4	Dak Prescott, vs Mississippi State (Nov 05, 2015)
Long Pass	63	Dak Prescott, vs Mississippi State (Nov 05, 2015)
Receptions	11	Fred Ross, vs Mississippi State (Nov 05, 2015)
Yards Receiving	119	Garrett Johnson, at Kentucky (Sep 26, 2015)
TD Receptions	2	Houston, Tres, at Arkansas State (Sep 12, 2015)
	2	D.Wilson, vs Mississippi State (Nov 05, 2015)
Long Reception	63	D.Wilson, vs Mississippi State (Nov 05, 2015)
Field Goals	3	Marshall Morgan, at Georgia (Oct 17, 2015)
Long Field Goal	40	White, Drew, at Arkansas State (Sep 12, 2015)
	40	Tommy Openshaw, at Vanderbilt (Oct 24, 2015)
Punts	10	KNIGHT, Alex, vs Southeast Missouri (Sep 05, 2015)
Punting Avg	49.7	KNIGHT, Alex, vs Southeast Missouri (Sep 05, 2015)
Long Punt	78	Tommy Openshaw, at Vanderbilt (Oct 24, 2015)
Punts inside 20	6	KNIGHT, Alex, vs Southeast Missouri (Sep 05, 2015)
Long Punt Return	19	Terry Godwin, at Georgia (Oct 17, 2015)
Long Kickoff Return	69	B.Holloway, vs Mississippi State (Nov 05, 2015)
Tackles	12	Lain, Khari, at Arkansas State (Sep 12, 2015)
	12	Skai Moore, vs South Carolina (Oct 03, 2015)
Sacks	2.0	Richie Brown, vs Mississippi State (Nov 05, 2015)
Tackles For Loss	2.0	MEREDITH, Chad, vs Southeast Missouri (Sep 05, 2015)
	2.0	Lain, Khari, at Arkansas State (Sep 12, 2015)
	2.0	Mondie, Robert, at Arkansas State (Sep 12, 2015)
	2.0	STAPLETON, Cam., vs UConn (Sep 19, 2015)
	2.0	Denzil Ware, at Kentucky (Sep 26, 2015)
	2.0	Leonard Floyd, at Georgia (Oct 17, 2015)
	2.0	Darreon Herring, at Vanderbilt (Oct 24, 2015)
	2.0	Beniquez Brown, vs Mississippi State (Nov 05, 2015)
	2.0	Richie Brown, vs Mississippi State (Nov 05, 2015)
	2.0	Chris Jones, vs Mississippi State (Nov 05, 2015)
Interceptions	1	MOORE, Eriq, vs Southeast Missouri (Sep 05, 2015)
	1	Hayes, Rocky, at Arkansas State (Sep 12, 2015)
	1	Sentimore, Bo, at Arkansas State (Sep 12, 2015)
	1	Humes, Chris, at Arkansas State (Sep 12, 2015)
	1	WILLIAMS, Jhav., vs UConn (Sep 19, 2015)
	1	J. Tabor, vs Florida (Oct 10, 2015)
	1	M. Maye, vs Florida (Oct 10, 2015)
	1	Kivon Coman, vs Mississippi State (Nov 05, 2015)
	1	Gerri Green, vs Mississippi State (Nov 05, 2015)

2015 Mizzou Football
Mizzou Game Superlatives (as of Nov 06, 2015)
All games

OPPONENT TEAM GAME HIGHS

Rushes	49	at Vanderbilt (Oct 24, 2015)
Yards Rushing	168	at Vanderbilt (Oct 24, 2015)
Yards Per Rush	3.5	vs Mississippi State (Nov 05, 2015)
TD Rushes	2	vs Florida (Oct 10, 2015)
Pass attempts	41	vs Mississippi State (Nov 05, 2015)
Pass completions	27	vs Mississippi State (Nov 05, 2015)
Yards Passing	303	vs Mississippi State (Nov 05, 2015)
Yards Per Pass	9.2	at Kentucky (Sep 26, 2015)
TD Passes	4	vs Mississippi State (Nov 05, 2015)
Total Plays	77	vs Florida (Oct 10, 2015)
	77	at Georgia (Oct 17, 2015)
	77	at Vanderbilt (Oct 24, 2015)
	77	vs Mississippi State (Nov 05, 2015)
Total Offense	430	vs Mississippi State (Nov 05, 2015)
Yards Per Play	5.7	at Kentucky (Sep 26, 2015)
Points	31	vs Mississippi State (Nov 05, 2015)
Sacks By	5	vs Mississippi State (Nov 05, 2015)
First Downs	23	vs Florida (Oct 10, 2015)
	23	vs Mississippi State (Nov 05, 2015)
Penalties	10	vs Southeast Missouri (Sep 05, 2015)
Penalty Yards	103	vs Southeast Missouri (Sep 05, 2015)
Turnovers	3	at Arkansas State (Sep 12, 2015)
	3	vs South Carolina (Oct 03, 2015)
Interceptions By	3	at Arkansas State (Sep 12, 2015)
Punts	12	vs Southeast Missouri (Sep 05, 2015)
Punting Avg	45.6	at Vanderbilt (Oct 24, 2015)
Long Punt	78	at Vanderbilt (Oct 24, 2015)
Punts inside 20	6	vs Southeast Missouri (Sep 05, 2015)
Long Punt Return	19	at Georgia (Oct 17, 2015)

				Times	Times	Total		Rush	Pass	FGs	Failed to score inside RZ					
Date	Opponent	Score		In RZ	Scored	Pts	TDs	TDs	TDs	Made	FGA	Down	Int	Fumb	Half	Game
Sep 05, 2015	SOUTHEAST MISSOURI	W 34-3		1	1	3	0	0	0	1	0	0	0	0	0	0
Sep 12, 2015	at Arkansas State	W 27-20		4	4	20	2	0	2	2	0	0	0	0	0	0
Sep 19, 2015	UCONN	W 9-6		1	1	6	1	1	0	0	0	0	0	0	0	0
Sep 26, 2015	at Kentucky	L 13-21		3	3	21	3	1	2	0	0	0	0	0	0	0
Oct 03, 2015	SOUTH CAROLINA	W 24-10		3	2	10	1	0	1	1	1	0	0	0	0	0
Oct 10, 2015	FLORIDA	L 3-21		3	2	14	2	2	0	0	1	0	0	0	0	0
Oct 17, 2015	at Georgia	L 6-9		5	3	9	0	0	0	3	1	0	0	0	1	0
Oct 24, 2015	at Vanderbilt	L 3-10		3	2	10	1	1	0	1	1	0	0	0	0	0
Nov 05, 2015	MISSISSIPPI STATE	L 13-31		3	3	17	2	0	2	1	0	0	0	0	0	0
Totals				26	21	110	12	5	7	9	4	0	0	0	1	0
21 of 26 (80.8%)																

2015 Mizzou Football
Mizzou By-Quarter Statistics (as of Nov 06, 2015)
All games

3rd-Down Conversions

Date	Opponent	Score	Overall		1st Qtr		2nd Qtr		3rd Qtr		4th Qtr		Overtime	
Sep 05, 2015	SOUTHEAST MISSOURI	W 34-3	5-13	38.5	2-3	66.7	1-4	25.0	0-2	0.0	2-4	50.0		
Sep 12, 2015	at Arkansas State	W 27-20	5-15	33.3	2-4	50.0	0-2	0.0	2-4	50.0	1-5	20.0		
Sep 19, 2015	UCONN	W 9-6	5-15	33.3	1-4	25.0	1-4	25.0	3-4	75.0	0-3	0.0		
Sep 26, 2015	at Kentucky	L 13-21	6-14	42.9	2-3	66.7	1-3	33.3	2-5	40.0	1-3	33.3		
Oct 03, 2015	SOUTH CAROLINA	W 24-10	9-16	56.2	3-6	50.0	2-3	66.7	1-3	33.3	3-4	75.0		
Oct 10, 2015	FLORIDA	L 3-21	1-14	7.1	0-2	0.0	0-3	0.0	0-6	0.0	1-3	33.3		
Oct 17, 2015	at Georgia	L 6-9	2-13	15.4	0-3	0.0	2-4	50.0	0-3	0.0	0-3	0.0		
Oct 24, 2015	at Vanderbilt	L 3-10	0-14	0.0	0-4	0.0	0-3	0.0	0-4	0.0	0-3	0.0		
Nov 05, 2015	MISSISSIPPI STATE	L 13-31	5-16	31.2	2-6	33.3	1-4	25.0	0-2	0.0	2-4	50.0		
	Mizzou		38-130	29.2	12-35	34.3	8-30	26.7	8-33	24.2	10-32	31.2	0-0	0.0
	Opponents		58-147	39.5	12-33	36.4	23-45	51.1	8-31	25.8	15-38	39.5	0-0	0.0

4th-Down Conversions

Date	Opponent	Score	Overall		1st Qtr		2nd Qtr		3rd Qtr		4th Qtr		Overtime	
Sep 05, 2015	SOUTHEAST MISSOURI	W 34-3	0-1	0.0	0-0	0.0	0-0	0.0	0-0	0.0	0-1	0.0		
Sep 12, 2015	at Arkansas State	W 27-20	0-0	0.0	0-0	0.0	0-0	0.0	0-0	0.0	0-0	0.0		
Sep 19, 2015	UCONN	W 9-6	1-3	33.3	0-0	0.0	0-0	0.0	1-1	100.0	0-2	0.0		
Sep 26, 2015	at Kentucky	L 13-21	0-0	0.0	0-0	0.0	0-0	0.0	0-0	0.0	0-0	0.0		
Oct 03, 2015	SOUTH CAROLINA	W 24-10	1-1	100.0	1-1	100.0	0-0	0.0	0-0	0.0	0-0	0.0		
Oct 10, 2015	FLORIDA	L 3-21	0-1	0.0	0-0	0.0	0-0	0.0	0-0	0.0	0-1	0.0		
Oct 17, 2015	at Georgia	L 6-9	0-1	0.0	0-0	0.0	0-0	0.0	0-0	0.0	0-1	0.0		
Oct 24, 2015	at Vanderbilt	L 3-10	1-2	50.0	0-0	0.0	0-0	0.0	1-1	100.0	0-1	0.0		
Nov 05, 2015	MISSISSIPPI STATE	L 13-31	0-2	0.0	0-0	0.0	0-0	0.0	0-0	0.0	0-2	0.0		
	Mizzou		3-11	27.3	1-1	100.0	0-0	0.0	2-2	100.0	0-8	0.0	0-0	0.0
	Opponents		4-10	40.0	0-1	0.0	3-6	50.0	0-0	0.0	1-3	33.3	0-0	0.0

Time of Possession

Date	Opponent	Score	Overall		1st Qtr		2nd Qtr		3rd Qtr		4th Qtr		Overtime	
Sep 05, 2015	SOUTHEAST MISSOURI	W 34-3	28:07		7:05		5:17		8:21		7:24			
Sep 12, 2015	at Arkansas State	W 27-20	28:00		7:21		5:00		8:00		7:39			
Sep 19, 2015	UCONN	W 9-6	29:42		7:58		6:25		8:30		6:49			
Sep 26, 2015	at Kentucky	L 13-21	28:58		8:58		5:21		8:18		6:21			
Oct 03, 2015	SOUTH CAROLINA	W 24-10	31:56		9:35		6:28		5:28		10:25			
Oct 10, 2015	FLORIDA	L 3-21	22:07		4:30		5:59		6:35		5:03			
Oct 17, 2015	at Georgia	L 6-9	21:05		5:21		6:35		4:25		4:44			
Oct 24, 2015	at Vanderbilt	L 3-10	21:36		7:01		4:15		6:11		4:09			
Nov 05, 2015	MISSISSIPPI STATE	L 13-31	30:22		8:11		9:36		5:34		7:01			
	Mizzou	Total	241:53		66:00		54:56		61:22		59:35		0:00	
		Avg.	26:52		7:20		6:06		6:49		6:37		0:00	
	Opponents	Total	298:07		69:00		80:04		73:38		75:25		0:00	
		Avg.	33:07		7:40		8:53		8:10		8:22		0:00	

2015 Mizzou Football
Mizzou Games Played (as of Nov 06, 2015)
All games

[illegible]

2015 Mizzou Football
Mizzou Games Played (as of Nov 06, 2015)
All games

[illegible]

2015 Mizzou Football
Mizzou Total Tackles Game-by-Game (as of Nov 06, 2015)
All games

Total Tackles	UA-A	Total	SEMO	ASU	UCONN	UK	SC	UF	UGA	VANDY	MS
Brothers, K. LB	56-61	117	8-8	10-6	6-4	2-8	2-5	9-6	5-12	7-5	7-7
Scherer, M. LB	32-35	67	1-2	6-4	1-1	3-6	4-5	8-2	3-9	4-4	2-2
Sherrills, A.	33-19	52	2-1	6-0	3-0	2-3	3-2	5-3	2-4	5-3	5-3
Penton, Aarion CB	28-18	46	4-3	1-1	3-2	3-2	4-1	1-1	3-3	4-4	5-1
Harris, Charles DE	26-20	46	2-2	5-1	3-0	2-4	1-3	5-1	2-7	5-1	1-1
Newsom, Donavin LB	22-18	40	2-4	4-0	0-1	6-1	0-3	3-0	3-5	2-3	2-1
Simon, Ian	23-10	33	3-1	4-1	2-1	-	2-1	2-0	5-4	3-1	2-1
Dennis, Kenya CB	26-3	29	4-0	1-0	5-0	2-1	5-1	3-0	2-0	1-1	3-0
Brady, Walter DL	15-13	28	1-0	2-0	2-0	1-4	3-0	3-1	2-5	-	1-3
Beckner, Terry DL	13-14	27	0-4	-	2-0	1-2	-	1-0	2-4	5-2	2-2
Green, Clarence LB	10-13	23	3-2	1-0	1-1	3-5	2-0	-	DNP	0-2	0-3
Augusta, Josh DT	13-6	19	-	1-1	2-0	1-1	2-0	2-0	1-1	2-1	2-2
Hatley, Rickey DT	7-11	18	0-3	1-1	1-2	-	2-1	3-2	0-2	-	DNP
Frazier, M. DL	8-7	15	-	2-1	1-0	0-1	1-1	0-1	2-0	1-1	1-2
Gibson, John CB	7-5	12	1-0	1-1	-	2-1	-	2-1	0-1	0-1	1-0
Wilson, Thomas	6-6	12	1-0	0-1	1-0	1-0	-	-	0-3	1-2	2-0
Logan, A.J. DT	4-7	11	0-1	-	1-0	0-2	0-1	1-1	0-1	1-0	1-1
Cheadle, Logan CB	5-5	10	-	DNP	0-2	1-2	-	1-0	-	1-1	2-0
Howard, Nate	5-5	10	1-1	0-1	1-0	-	1-0	0-1	0-2	DNP	2-0
Browning, C.	4-5	9	DNP	2-0	-	1-2	1-1	-	0-1	0-1	-
Burkett, Joey LB	4-4	8	3-3	1-0	-	0-1	-	-	-	-	-
Hall, Terez LB	3-3	6	1-0	-	-	-	0-1	-	2-1	0-1	-
Lee, Brandon LB	1-4	5	0-1	-	-	DNP	-	1-0	-	0-2	0-1
Moore, Josh DL	3-1	4	-	-	1-0	DNP	1-0	-	-	1-0	0-1
Echard, Clayton	1-3	4	-	-	-	-	-	-	0-1	1-1	0-1
Fatony, Corey	1-2	3	-	1-0	-	-	-	-	0-2	-	-
Hilton, Cam DB	0-2	2	-	-	-	-	-	-	0-1	0-1	-
Ross, Tavon DB	1-1	2	1-1	DNP	-	DNP	-	-	-	-	-
Hines, A. CB	1-1	2	DNP	DNP	-	DNP	-	-	0-1	1-0	-
Culkin, Sean	1-0	1	-	-	1-0	-	DNP	DNP	-	-	-
Beisel, Eric LB	1-0	1	-	-	-	-	-	1-0	-	-	-
Williams, S. DL	1-0	1	DNP	DNP	DNP	DNP	DNP	-	-	1-0	DNP
Lock, Drew	1-0	1	-	1-0	-	-	-	-	-	-	-
Jones, Grant LB	0-1	1	0-1	-	-	DNP	-	-	-	-	-
Leftwich, W.	1-0	1	DNP	-	-	-	-	-	-	-	1-0
Richard, T.	1-0	1	1-0	-	DNP	-	DNP	DNP	DNP	DNP	DNP
Witter, Ish	1-0	1	-	1-0	-	-	-	-	-	-	-
Team	1-0	1	1-0	-	-	-	-	-	-	-	-
Hurell, Jake	1-0	1	-	-	-	DNP	-	-	DNP	1-0	-
Serrano, Eddie DE	0-1	1	DNP	0-1	DNP	DNP	DNP	DNP	DNP	DNP	DNP

2015 Mizzou Football
Mizzou Passing Game-by-Game (as of Nov 06, 2015)
All games

#3 Lock, Drew	Comp	Att	Int	Pct	Yards	TD	Long	Sacked	Effic
Southeast Missouri	6	10	0	60.0	138	1	78	1-5	208.92
Arkansas State	0	1	1	0.0	0	0	0	0-0	-200.00
UConn	6	9	0	66.7	40	0	11	0-0	104.00
Kentucky	3	5	0	60.0	47	0	28	1-15	138.96
South Carolina	21	28	0	75.0	136	2	17	2-16	139.37
Florida	16	39	2	41.0	151	0	32	3-27	63.29
Georgia	11	26	0	42.3	143	0	33	4-16	88.51
Vanderbilt	14	34	0	41.2	108	0	17	4-26	67.86
Mississippi State	11	26	2	42.3	107	0	35	5-35	61.49
TOTALS	88	178	5	49.4	870	3	78	20-140	90.44

#7 Mauk, Maty	Comp	Att	Int	Pct	Yards	TD	Long	Sacked	Effic
Southeast Missouri	12	22	1	54.5	181	2	27	2-5	144.56
Arkansas State	16	36	2	44.4	148	3	32	1-9	95.37
UConn	14	22	1	63.6	145	0	51	1-2	109.91
Kentucky	15	30	0	50.0	180	1	28	1-4	111.40
TOTALS	57	110	4	51.8	654	6	51	5-20	112.49

2015 Mizzou Football
Mizzou Rushing/Receiving Game-by-Game (as of Nov 06, 2015)
All games

RUSHING	No-Yds/TD	SEMO	ASU	UCONN	UK	SC	UF	UGA	VANDY	MS
Witter, Ish	101-423/1	13-33/0	12-50/0	17-54/0	11-50/0	17-98/1	11-39/0	6-15/0	2-3/0	12-81/0
Hansbrough, R. TB	68-264/1	2-23/0	5-15/0	DNP	6-11/0	11-43/0	9-74/0	11-24/0	8-12/0	16-62/1
Mauk, Maty QB	36-145/1	6-8/0	10-75/0	9-13/1	11-49/0	DNP	DNP	-	DNP	DNP
Hunt, Tyler TB	20-139/0	5-20/0	2-4/0	1-2/0	2-6/0	3-17/0	1-5/0	-	-	6-85/0
Abbingtion, C. TB	6-39/0	1-5/0	DNP	2-14/0	1--1/0	1-9/0	1-12/0	DNP	-	-
Fatony, Corey	1-26/0	-	-	-	-	-	-	-	1-26/0	-
Steward, Morgan TB	10-18/0	5-14/0	2-0/0	3-4/0	DNP	DNP	DNP	DNP	DNP	DNP
Wingo, Ray	1-3/0	-	-	-	-	-	-	-	DNP	1-3/0
Team	9-12/0	-	3--4/0	2--2/0	DNP	3--4/0	DNP	1--2/0	DNP	DNP
Lock, Drew QB	36--26/0	1--5/0	-	-	2--4/0	7-0/0	4--24/0	4--16/0	8-39/0	10--16/0

RECEIVING	No-Yds/TD	SEMO	ASU	UCONN	UK	SC	UF	UGA	VANDY	MS
Moore, J'Mon WR	23-252/2	3-74/1	2-17/0	6-39/0	2-24/1	2-19/0	1-32/0	-	4-30/0	3-17/0
Brown, Nate WR	20-251/4	3-69/1	4-46/1	2-10/0	2-34/0	6-33/2	1-8/0	2-51/0	-	-
Hunt, Tyler TB	5-201/1	1-78/1	-	1-51/0	2-37/0	-	-	-	-	1-35/0
Leftwich, W. WR	15-186/1	DNP	1-32/1	2-12/0	3-44/0	2-13/0	3-39/0	1-8/0	3-38/0	-
Culkin, Sean TE	15-123/1	3-29/0	5-46/1	3-22/0	1-4/0	DNP	DNP	2-16/0	-	1-6/0
Reese, Jason TE	12-110/0	1-5/0	-	-	3-40/0	6-47/0	1-9/0	-	-	1-9/0
Witter, Ish	12-89/0	1-5/0	3-10/0	3-31/0	-	-	4-29/0	1-14/0	-	-
Dilosa, K. WR	10-65/0	3-25/0	-	DNP	3-24/0	-	1-3/0	1--4/0	2-17/0	-
Hall, Emanuel WR	7-65/0	1-9/0	DNP	1-3/0	-	-	1-13/0	-	1-6/0	3-34/0
Hansbrough, R. TB	12-62/0	-	-	DNP	1-7/0	3-9/0	1-1/0	2-23/0	4-17/0	1-5/0
Hilton, Cam	3-44/0	-	-	-	-	1-9/0	-	2-35/0	-	-
Blair, DeSean WR	2-25/0	1-21/0	-	DNP	DNP	DNP	1-4/0	DNP	DNP	-
Wingo, Ray	4-24/0	-	1--3/0	1-13/0	1-13/0	-	-	-	DNP	1-1/0
Echard, Clayton TE	2-14/0	-	-	-	-	1-6/0	1-8/0	-	-	-
Abbingtion, C. TB	1-5/0	-	DNP	-	-	-	1-5/0	DNP	-	-
Laurent, Eric WR	1-4/0	-	-	1-4/0	DNP	-	DNP	DNP	DNP	DNP
Richard, T. WR	1-4/0	1-4/0	-	DNP	-	DNP	DNP	DNP	DNP	DNP

2015 Mizzou Football
Mizzou Return Stats Game-by-Game (as of Nov 06, 2015)
All games

PUNT RETURNS	No-Yds	SEMO	ASU	UCONN	UK	SC	UF	UGA	VANDY	MS
Penton, Aarion	9-82	4-66	2-10	1-0	2-6	-	-	-	-	-
Hilton, Cam	6-21	-	-	-	-	1-10	2-2	1-0	2-9	-
Brothers, K.	2-14	1-6	-	-	-	-	-	-	-	1-8
Green, Clarence	1-8	-	-	1-8	-	-	-	DNP	-	-
Ross, Tavon	1--5	-	DNP	1--5	DNP	-	-	-	-	-

KICK RETURNS	No-Yds	SEMO	ASU	UCONN	UK	SC	UF	UGA	VANDY	MS
Sherrils, A.	8-142	1-19	3-55	1-19	3-49	-	-	-	-	-
Gibson, John	9-121	-	-	-	1-9	-	3-38	3-41	1-11	1-22
Stribling, F.	3-54	-	-	DNP	DNP	DNP	DNP	DNP	1-23	2-31
Brown, Nate	1-16	-	-	-	-	-	-	-	1-16	-
Hilton, Cam	1-13	-	-	1-13	-	-	-	-	-	-
Penton, Aarion	1-12	-	-	1-12	-	-	-	-	-	-
Reese, Jason	1-8	-	-	-	-	-	-	-	-	1-8

INT. RETURNS	No-Yds	SEMO	ASU	UCONN	UK	SC	UF	UGA	VANDY	MS
Brothers, K.	2-9	-	2-9	-	-	-	-	-	-	-
Simon, Ian	2-39	-	-	-	-	1-0	-	1-39	-	-
Brady, Walter	1-22	-	-	-	-	1-22	-	-	-	-
Gibson, John	1-35	-	1-35	-	-	-	-	-	-	-
Sherrils, A.	1-50	-	-	1-50	-	-	-	-	-	-
Dennis, Kenya	1-1	-	-	-	-	1-1	-	-	-	-

FUMBLE RETURNS	No-Yds	SEMO	ASU	UCONN	UK	SC	UF	UGA	VANDY	MS
----------------	--------	------	-----	-------	----	----	----	-----	-------	----

2015 Mizzou Football
Mizzou Sacks Game-by-Game (as of Nov 06, 2015)
All games

SACKS	UA-A	Total	SEMO	ASU	UCONN	UK	SC	UF	UGA	VANDY	MS
Brady, Walter DL	7-0	7.0	-	-	2.0-10	1.0-2	2.0-17	1.0-3	-	-	1.0-9
Harris, Charles DE	7-0	7.0	-	2.0-17	1.0-1	-	-	1.0-5	1.0-10	1.0-8	1.0-10
Beckner, Terry DL	3-0	3.0	-	-	-	-	-	1.0-1	1.0-2	1.0-9	-
Newsom, Donavin LB	2-1	2.5	-	-	-	1.0-9	0.5-3	1.0-10	-	-	-
Brothers, K. LB	2-1	2.5	-	-	-	-	0.5-3	1.0-2	-	1.0-7	-
Dennis, Kenya CB	1-0	1.0	1.0-10	-	-	-	-	-	-	-	-
Cheadle, Logan CB	1-0	1.0	-	DNP	-	-	-	-	-	-	1.0-3
Team	1-0	1.0	1.0-0	-	-	-	-	-	-	-	-
Frazier, M. DL	1-0	1.0	-	-	-	-	1.0-5	-	-	-	-

2015 Mizzou Football
Mizzou Tackle For Loss Game-by-Game (as of Nov 06, 2015)
All games

TACKLES FOR LOSS	UA-A	Total	SEMO	ASU	UCONN	UK	SC	UF	UGA	VANDY	MS
Harris, Charles DE	15-4	17.0	1.5-5	4.5-24	2.0-2	1.5-3	-	2.0-12	1.0-10	3.0-13	1.5-11
Brady, Walter DL	10-1	10.5	1.0-3	1.0-5	2.0-10	1.5-3	2.0-17	1.0-3	1.0-1	-	1.0-9
Beckner, Terry DL	5-6	8.0	1.0-4	-	1.0-4	1.0-1	-	1.0-1	1.0-2	2.0-10	1.0-1
Brothers, K. LB	4-7	7.5	1.5-5	1.5-3	-	-	1.5-6	1.0-2	-	1.5-7	0.5-1
Augusta, Josh DT	6-2	7.0	-	-	2.0-5	-	1.0-2	1.0-1	1.0-2	-	2.0-4
Newsom, Donavin LB	6-2	7.0	-	1.0-3	-	2.0-13	0.5-3	2.0-13	1.0-4	0.5-1	-
Scherer, M. LB	3-4	5.0	0.5-0	3.0-9	-	0.5-0	1.0-2	-	-	-	-
Frazier, M. DL	4-2	5.0	-	1.5-11	1.0-1	-	1.0-5	-	1.0-3	-	0.5-1
Sherrils, A.	3-1	3.5	-	1.0-1	-	-	-	-	-	-	2.5-9
Penton, Aarion CB	1-3	2.5	1.0-4	0.5-2	-	-	-	-	1.0-2	-	-
Hatley, Rickey DT	1-3	2.5	1.0-2	0.5-1	-	-	-	1.0-2	-	-	DNP
Logan, A.J. DT	2-0	2.0	-	-	1.0-4	-	-	-	-	-	1.0-2
Dennis, Kenya CB	2-0	2.0	1.0-10	-	-	-	-	-	1.0-5	-	-
Howard, Nate	1-1	1.5	1.5-6	-	-	-	-	-	-	DNP	-
Cheadle, Logan CB	1-0	1.0	-	DNP	-	-	-	-	-	-	1.0-3
Wilson, Thomas	0-1	0.5	-	0.5-1	-	-	-	-	-	-	-
Green, Clarence LB	0-1	0.5	-	-	-	0.5-1	-	-	DNP	-	-

All games

FUMBLES	No-Lost	SEMO	ASU	UCONN	UK	SC	UF	UGA	VANDY	MS
Mauk, Maty QB	3-0	-	2-0	1-0	-	DNP	DNP	-	DNP	DNP
Hilton, Cam	2-2	-	-	-	-	-	-	1-1	1-1	-
Hansbrough, R. TB	2-0	-	-	DNP	1-0	-	-	-	1-0	-
Team	1-0	-	-	-	DNP	-	DNP	1-0	DNP	DNP
Ross, Tavon	1-1	-	DNP	1-1	DNP	-	-	-	-	-
Stribling, F.	1-0	-	-	DNP	DNP	DNP	DNP	DNP	-	1-0
Lock, Drew QB	1-0	-	-	-	-	1-0	-	-	-	-
Penton, Aaron	1-0	1-0	-	-	-	-	-	-	-	-

[illegible][illegible]