



BACK-TO-BACK SEC EAST CHAMPIONS // FIFTH-MOST WINS AMONG POWER 5 SINCE 2007 // #MIZZOUMADE

### 2015 SCHEDULE

DATE	OPPONENT	TV	SCORE/TIME (CT)
SEPT. 5	<b>Southeast Missouri</b>	<b>SEC NETWORK+</b>	<b>W, 34-3</b>
SEPT. 12	at Arkansas St.	ESPN3	W, 27-20
SEPT. 19	<b>UConn</b>	<b>ESPN</b>	<b>W, 9-6</b>
SEPT. 26	at Kentucky	SEC Network	L, 21-13
OCT. 3	<b>SOUTH CAROLINA</b>	<b>SEC NETWORK</b>	<b>W, 24-10</b>
OCT. 10	<b>#11/12 FLORIDA</b>	<b>SEC NETWORK</b>	<b>L, 21-3</b>
OCT. 17	at Georgia	SEC Network	L, 9-6
OCT. 24	at Vanderbilt	SEC Network	L, 10-3
OCT. 31	<b>OPEN DATE</b>		
NOV. 5	<b>MISSISSIPPI ST.</b>	<b>ESPN</b>	<b>L, 31-13</b>
NOV. 14	BYU (in Kansas City)*	SEC Network	W, 20-16
NOV. 21	<b>TENNESSEE</b>	<b>ESPN2</b>	<b>6:15 P.M.</b>
Nov. 27	at Arkansas	CBS	1:30 P.M.

**Bold** denotes home games in Columbia, Mo., at Memorial Stadium

All times listed are central

\* - Nov. 14 game vs. BYU will be played at Arrowhead Stadium in

Kansas City, Mo., home of the NFL's Kansas City Chiefs

• Mizzou's record at NFL stadiums under Pinkel (11-1)

### GAME

# 11

## MIZZOU TIGERS (5-5, 1-5 SEC) vs. TENNESSEE (6-4, 3-3 SEC)

SATURDAY, NOV. 21, 2015 // 6:15 PM (CT) // MEMORIAL STADIUM

@MizzouFootball

**5-5 (1-5 SEC)**

PTS/GAME	15.2
PTS ALLOWED/GAME	14.7
RUSH YDS/GAME	120.9
RUSH YDS ALLOWED/GAME	113.7
PASSING YDS/GAME	176.8
PASSING YDS ALLOWED/GAME	184.0
TOTAL OFFENSE/GAME	297.7
TOTAL OFFENSE ALLOWED/GAME	297.7
TIME OF POSSESSION	28:06
3RD DOWN	51-of-150 (34%)
RED ZONE SCORES	22-of-28

HEAD COACH	Gary Pinkel (Kent St., '73)
SEASON RECORD	5-5 (15th Season)
CAREER	191-108-3 (25th) // 118-71 at MU
RECORD VS. TENNESSEE	3-0

### SERIES INFORMATION

ALL-TIME SERIES	Fourth meeting
IN COLUMBIA	1-0
IN KNOXVILLE	2-0
NEUTRAL SITE	0-0
LAST MEETING	Mizzou, 29-21 Nov. 22, 2014, in Knoxville

### FOLLOW #MIZZOU

ON TELEVISION	SEC Network 6:15 PM Mark Jones (Play-by-Play) Greg McElroy (Analysts) Quint Kessenich (Sideline)
ON RADIO	Tiger Radio Network Mike Kelly (Play-by-Play) Howard Richards (Analyst) Chris Gervino (Sideline) Sirius (112); XM (192)
ONLINE	@MizzouFootball MUTigers.com Mizzou.StatBroadcast.com

**ESPN 2**

@Vol\_Football

**6-4 (3-3 SEC)**

PTS/GAME	34.0
PTS ALLOWED/GAME	21.8
RUSH YDS/GAME	210.3
RUSH YDS ALLOWED/GAME	154.9
PASSING YDS/GAME	210.7
PASSING YDS ALLOWED/GAME	226.2
TOTAL OFFENSE/GAME	421.0
TOTAL OFFENSE ALLOWED/GAME	381.1
TIME OF POSSESSION	29:33
3RD DOWN	73-of-160 (46%)
RED ZONE SCORES	38-of-47

HEAD COACH	Butch Jones (Ferris St., '89)
SEASON RECORD	6-4 (3rd season)
CAREER RECORD	68-44 (9th season)
RECORD VS. MIZZOU	0-2

### #MIZZOUMusings

► A win would...

- Make Mizzou bowl eligible for the 11th time in 15 seasons under head coach **Gary Pinkel**.
- Improve Mizzou to 4-0 all-time against Tennessee and 2-0 all-time vs. the Vols in Columbia.
- Improve the Tigers to 14-10 all-time against SEC East foes since joining the SEC.
- Be Mizzou's 12th senior day win in 15 seasons under head coach **Gary Pinkel**. Mizzou is 9-1 in its last 10 senior day games (only loss came in 2012).

### Final Home Game For Gary Pinkel

• When Mizzou takes the field on Saturday vs. Tennessee, not only will it be the final home game for Mizzou's 19 seniors, it will also be the final home game for Mizzou head coach **Gary Pinkel**, who announced that he would resign following the season due to health concerns on Nov. 13. Pinkel, 63, transformed Mizzou into a national program after taking over on Nov. 30, 2000, and will conclude his career as the winningest coach in school history. He's amassed a 118-71 record at Mizzou in 14 seasons so far, and his 191 career wins stand as the 19th-most all-time in NCAA FBS history. Under his guidance, Mizzou won five conference divisional titles (2007, 2008, 2010, 2013, 2014), reached 10 bowl games (winning six) and had five teams post a final top-20 national ranking (including two top-five finishes). His Tigers posted winning seasons in 10-of-15 years, following a stretch where Mizzou had only two winning seasons in the 17 seasons (1984-2000) prior to his arrival. He was named the National Coach of the Year in 2007 by FieldTurf, and won conference coach of the year honors in 2007 (Big 12) and 2014 (SEC).

### #MIZZOU STORYLINES

- The Missouri Tigers (5-5 overall, 1-5 in Southeastern Conference play), return to league action Saturday against the Tennessee Volunteers (6-4, 3-3) after stepping out of SEC play last Saturday for a thrilling 20-16 win over previously 7-2 BYU. Kickoff for the game, which will be televised on ESPN2, is set for 6:15 p.m. from Memorial Stadium/Faurot Field. The storylines are deep and wide-reaching for Saturday's home game, as Mizzou is 1) playing for bowl eligibility; 2) on senior day; 3) in the final home game ever to be coached by Head Coach Gary Pinkel, who announced Nov. 13th that he will be retiring from coaching following 2015.
- Mizzou is coming off a thrilling 20-16 win at Arrowhead Stadium over BYU last Saturday, as the Tigers overcame a 10-6 fourth-quarter deficit to break a four-game losing streak. Mizzou scored a pair of touchdowns in the fourth quarter, after they had scored a total of 13 fourth-quarter points all season leading into the contest. True freshman QB **Drew Lock**, playing in his hometown, was outstanding as he threw for a career-high 244 yards and one touchdown, while senior TB **Russell Hansbrough** ran for a season-high 117 yards as the Tiger offense gained a season-best 434 yards of offense, converted a season-best 13-of-20 third downs and held a massive time of possession advantage of 39:04-to-20:56 over the Cougars. The Tiger defense wasn't outdone by any means, as the unit which has been leading the way all season was nothing short of stellar once again. Mizzou's defense held a potent BYU offense in check most all night, holding them to just 290 yards and 16 points, well below their season averages coming in of 440.9 yards and 32.3 points. Senior LB **Kentrell Brothers** led the way yet again, with a game-high 11 tackles, a fumble recovery, and a pass break up on the goalline which forced a BYU field goal.
- It's always a special day full of emotion when members of the senior class take the home field for the final time in their careers. Mizzou is honoring 21 seniors before Saturday's game, and they'll continue the time-honored tradition after the game ends of walking to the historic Rock M beyond the north end zone, and claiming a rock as a personal memento of their time in the program.
- The 2015 senior class has been part of some very special achievements during their time here. They've been part of 33 wins the past four seasons (2012-15), and played a key role in Mizzou's magical run during the 2013-14 seasons that saw the Tigers go 23-5 combined and win consecutive SEC Eastern Division titles. The 2013 team went 12-2, won the East with a 7-1 record, won the Cotton Bowl, and finished ranked 5th in the nation. The 2014 squad followed with an impressive 11-3 mark, won the East again at 7-1, won the Citrus Bowl, and finished ranked 11th in the coaches' poll. The group has played in consecutive bowl games, and hopes to make it three in a row with a win Saturday.
- The seniors being honored tonight include: PK Andrew Baggett (Lee's Summit, Mo.), QB Corbin Berkstresser (Lee's Summit, Mo.), C Evan Boehm (Captain from Lee's Summit, Mo.), LB Kentrell Brothers (Guthrie, Okla.), FS Cortland Browning (Tyler, Texas), OL Taylor Chappell (Canadian, Texas), CB Kenya Dennis (Captain from Leland, Miss.), TE Clayton Echard (Eureka, Mo.), LB Clarence Green (Clute, Texas), OL Mitch Hall (Russellville, Ark.), TB Russell Hansbrough (Captain from Arlington, Texas), OL Jordan Hill (Lee's Summit, Mo.), TB Tyler Hunt (Huntsville, Mo.), WR Wesley Leftwich (Columbia, Mo.), OL Connor McGovern (Fargo, N.D.), CB DeAndre McKenzie (Lee's Summit, Mo.), OL Brad McNulty (Allen, Texas), OL Nick Monaghan (Darien, Ill.), FS Ian Simon (Captain from Mansfield, Texas), TB Andrew Stevens (St. Louis, Mo.), DB Trei Walton (Northville, Mich.). Most importantly, 10 Tigers from this outstanding group have already earned their undergraduate degrees from Mizzou (Browning, Berkstresser, Chappell, Echard, Green, Hall, Hunt, Leftwich, McGovern, McNulty), while the rest are on pace to graduate by May.

## #THEBEASTIEBOYS - THE O-LINE



**LT** Connor **McGOVERN**

**60**  
RS SR // 6-4 // 300 // FARGO, N.D.

GP	GS	C-GP	C-GS
10	10	47	38
<ul style="list-style-type: none"> <li>► Moved to LT in 2015</li> <li>► Strongest guy on team. Weight room PRs - Squat: 810, Bench: 475, Deadlift: 675, Vertical: 36"</li> <li>► Two-time SEC Honor Roll member</li> </ul>			



**LG** Nate **CRAWFORD**

**55**  
RS SO // 6-5 // 310 // PENSACOLA, FLA.

GP	GS	C-GP	C-GS
9	7	12	7
<ul style="list-style-type: none"> <li>► First season as a starter</li> <li>► Has played LT, RT, LG in his career</li> <li>► Injured his ankle again vs. BYU and has played through the injury almost all season.</li> </ul>			



**C** Evan **BOEHM**

**77**  
SR // 6-3 // 310 // LEE'S SUMMIT, MO.

All-SEC 3rd Team			
GP	GS	C-GP	C-GS
10	10	50	50
<ul style="list-style-type: none"> <li>► Senior captain</li> <li>► Has started 50 straight games, including 38 at center and 12 at LG.</li> <li>► Should he start Saturday, would be school record 51st start.</li> </ul>			



**RG** Mitch **HALL**

**73**  
RS SR // 6-5 // 310 // RUSSELLVILLE, ARK.

GP	GS	C-GP	C-GS
10	10	36	15
<ul style="list-style-type: none"> <li>► Started five games at RG in 2014 and occupies the same spot in 2015</li> <li>► Transfer from Ole Miss (2012)</li> <li>► Valuable member of the FG/PAT protection team in 2014</li> </ul>			



**RT** Taylor **CHAPPELL**

**62**  
RS SR // 6-5 // 305 // CANADIAN, TEXAS

GP	GS	C-GP	C-GS
10	8	27	18
<ul style="list-style-type: none"> <li>► Started final 10 games of '14 at RT</li> <li>► Started 2015 at LG</li> <li>► Moved back to RT in place of an injured Nate Crawford vs. UK and UF</li> <li>► SEC Honor Roll member</li> </ul>			

### NOTES ON THE LINE (C-GS denotes career games started, C-GP denotes career games played)

- Mizou's O-line boasts 128 career starts with four of five spots being occupied by seniors. **Evan Boehm** leads the group with 50 career starts while **Connor McGovern** has 38.
- **Evan Boehm** is just one start shy of breaking Mizou's all-time school record for starts in a career. His 50 consecutive starts give him the fourth-longest active streak nationally and he is the only player in a Power 5 conference with more than 45 consecutive starts.
- Average weight: 307 pounds // Average height: 6-4

## #PLAYMAKERS - THE BACKFIELD/SPECIALISTS



**QB** Drew **LOCK**

**3**  
FR // 6-4 // 205 // LEE'S SUMMIT, MO.

C-ATT	YDS	RA-YD	TD-INT
107-206	1114	39-0	4-6
<ul style="list-style-type: none"> <li>► First true FR QB to start a game at Mizou since 1995.</li> <li>► Best career completion % (67.9), yards (244), rating (145.7), yards per attempt (8.7) vs. BYU last week</li> </ul>			



**TB** Russell **HANSBROUGH**

**32**  
SR // 5-9 // 195 // ARLINGTON, TEXAS

All-SEC 3rd Team			
ATT-YD	AVG.	REC-YD	TDs
94-381	4.1	12-62	1
<ul style="list-style-type: none"> <li>► Is the 15th Tiger to hit 2,000 yards and now has 2,289 career yds after BYU</li> <li>► Had a career-high 26 carries vs. BYU, totalling 117 rushing yards (a season-best).</li> </ul>			



**TB** Ish **WITTER**

**21**  
SO // 5-10 // 190 // TAMPA, FLA.

ATT-YD	AVG.	REC-YD	TDs
114-457	4.0	14-146	1
<ul style="list-style-type: none"> <li>► Set career-highs in carries (17), yards (98) and long (17 yards) vs. SC</li> <li>► 11 carries and 39 yards vs. UF</li> <li>► 6 carries for 15 yards at UGA.</li> <li>► 12 carries for 81 yards vs. MSU</li> </ul>			

### NOTES ON BACKFIELD

- QB **Drew Lock** played his best game as a Tiger last week in a 20-16 win over BYU, tossing for a career-high 244 yards on 19 completions. He reset career-highs in completion percentage (67.9%), yards, rating (145.7) and yards per attempt (8.7). He also tossed for a go-ahead TD on a fade pattern in the fourth quarter and rushed for 26 yards on three carries.
- Senior RB **Russell Hansbrough's** 26 carries last time out vs. BYU are the most by a Tiger since Nov. 17, 2012, when Kendial Lawrence had 27 vs. Syracuse, a span of 40 games.
- Mizou ran the ball 55 times last time out vs. BYU, the most rushing attempts by a Tiger team since running 58 against Iowa State in 2011 (a span of 58 games).

## #GOINGDEEP - THE PASS CATCHERS



**TE** Sean **CULKIN**

**80**  
RS JR // 6-6 // 245 // INDIAN ROCKS BEACH, FLA.

C-YDs	AVG	LNG	TD
16-139	8.7	21	1
<ul style="list-style-type: none"> <li>► Reset career-highs in catches (five) and yards (46) at Arkansas State w/ second career TD.</li> <li>► Caught 2 passes (16 yds) at UGA</li> <li>► 1 catch for 16 yards vs. BYU.</li> </ul>			



**X** J'Mon **MOORE**

**6**  
RS SO // 6-3 // 190 // MISSOURI CITY, TEXAS

C-YDs	AVG	LNG	TD
26-301	11.6	32	3
<ul style="list-style-type: none"> <li>► Leads team in catches, 2nd in yds</li> <li>► Hauled in first career TD vs. SEMO</li> <li>► Career-long 32 yard-catch vs. UF</li> <li>► 4 catches (30 yards) at Vandy</li> <li>► Go-ahead TD grab vs. BYU</li> </ul>			



**H** Nate **BROWN**

**2**  
SO // 6-3 // 205 // SUWANEE, GA.

C-YDs	AVG	LNG	TD
25-316	12.6	33	4
<ul style="list-style-type: none"> <li>► Leads team in catches, TDs</li> <li>► Became first Tiger since Bud Sasser (Jan. 1, 2015) with multiple TD grabs in the same game vs. SC (Oct. 3)</li> <li>► 5 catches for 65 yards vs. BYU</li> </ul>			



**Z** Wesley **LEFTWICH**


**18**  
RS SR // 6-1 // 205 // COLUMBIA, MO.

C-YDs	AVG	LNG	TD
17-195	11.5	32	1
<ul style="list-style-type: none"> <li>► Hauled in first career TD at Arkansas State, a 32-yard strike.</li> <li>► Career-highs in yards (44) at UK</li> <li>► Career-high 3 catches at Vandy</li> <li>► 2 catches for 9 yards vs. BYU</li> </ul>			

### NOTES ON THE WIDEOUTS/TIGHT ENDS

- **J'Mon Moore**, **Wesley Leftwich** and **Nate Brown** have each hauled in their first career TDs this season.
- 17 different Tigers have caught a pass this season.
- The foursome of Culkin, Moore, Brown and Leftwich has combined for 84 of Mizou's 164 receptions this season.


## #DLINEZOU



**DE**  
**56**  
Walter BRADY  
RS FR // 6-3 // 255 // FLORENCE, ALA.

TCK	TFL-S	QBH	INT
30	11.0-7.0	6	1


► Leads all freshmen nationally with seven sacks (29th - NCAA, 6th SEC)  
► First career INT vs. SC  
► 11.0 TFLs - 2nd on team (12th SEC)  
► 2 tackles, 0.5 TFL last wk vs. BYU



**DT**  
**97**  
Josh AUGUSTA  
JR // 6-4 // 335 // PEORIA, ILL.

TCK	TFL-S	QBH	PBU
21	7.0-0	3	1


► Junior w/ incredibly high ceiling  
► 2.0 TFLs in win over UConn  
► 2 tackles vs. UK, SC, UF, UGA, BYU  
► 4 tackles, 2 TFLs vs. MSU  
► Nicknamed 'Juggernaut' (X-Men villain)



**DT**  
**79**  
Terry BECKNER, Jr.  
FR // 6-4 // 300 // EAST ST. LOUIS, ILL.

TCK	TFL-S	QBH	PBU
27	8.0-3.0	2	1

► Monster game at Vandy w/ career-high 7 stops, 1.0 sack, 2.0 TFLs  
► 4 tackles, TFL, FR, QBH vs. MSU  
► Injured his right knee on first defensive snap vs. BYU last week



**DE**  
**91**  
Charles HARRIS  
RS SO // 6-3 // 255 // KANSAS CITY, MO.


TCK	TFL-S	QBH	FF
47	17.0-7.0	10	2

► Leads SEC (3rd NCAA) in TFLs  
► Career-high 9 tackles, sack at UGA  
► 6 tackles, 3.0 TFL, sack at Vandy  
► 2 tkl, 1 sack, 1.5 TFL, 2 QBHs vs. MSU  
► Tackles, 4 QBHs vs. BYU last week

### NOTES ON #DLINEZOU

- The defensive end duo of **Charles Harris** and **Walter Brady** has emerged as one of the best in the nation, combining for 28.0 tackles for loss (-131 yds) and 14 sacks (-92 yds) over 10 games. To put that mark into perspective, Missouri's dominating pass rush edge player from a season ago - **Shane Ray** and **Markus Golden**, who were drafted in the first and second rounds, respectively, last spring - had just 29.5 TFLs and 17 sacks over the first 10 games last season. Both rank in the top 60 nationally in TFLs (Harris is second) while Brady checks in at 29th nationally in sacks through 10 games. Both were added to the Hendricks Award Midseason Watch List (Oct. 26).
- Missouri leads the SEC and is fourth nationally with 87 tackles for loss and has at least seven TFLs in nine of 10 games this season. Keep in mind, Missouri's production comes with five underclassmen on the two-deep for #DLineZOU


## #BASHBROTHERS - THE LINEBACKERS



**WLB**  
**10**  
Kentrell BROTHERS  
RS SR // 6-1 // 235 // GUTHRIE, OKLA.

TKL	TFL-S	INT	PBU
128	8.5-2.5	2	2


► Leads nation in total tackles and tackles per game (128, 12.8/gm). The next closest nationally is 123 tackles.  
► Broken 15 tackles four times, including career-high 17 at UGA



**MLB**  
**30**  
Michael SCHERER  
RS JR // 6-3 // 235 // ST. LOUIS, MO.

TKL	TFL-S	FF	PBU
75	6.0-0	0	3

► 2nd on the team with 75 tackles.  
► 8 tackles at Vandy and vs. BYU  
► 9 tackles at UK and vs. SC  
► Season-high 12 tackles at UGA  
► 4 stops vs. MSU



**SLB**  
**25**  
Donavin NEWSOM  
RS JR // 6-2 // 230 // ST. LOUIS, MO.


TKL	TFL-S	FF	PBU
45	7.5-2.5	1	2

► 7 tackles, 1st sack, 2.0 TFLs at UK  
► 3 tackles, including 2.0 TFLs and 1.0 sack Oct. 10 vs. Florida.  
► 3 tackles, FF vs. MSU  
► 5 tackles, .05 TFL, PBU vs. BYU

### NOTES ON THE LINEBACKERS

- There hasn't a better linebacker in the nation than **Kentrell Brothers** through the first 10 weeks of the season. He leads the nation with 128 tackles (12.8 per game mark is first nationally) and leads the SEC in total tackles and tackles per game. He also has a pair of INTs, three blocked kicks, a forced fumble and fumble recovery. Over his last 13 games dating back to last season, Brothers has 158 tackles (12.1 per contest). He had 14 stops, 1 FF, 0.5 TFLs and a blocked punt vs. MSU and followed that with another All-America-type outing with 11 tackles, 1.0 TFL, 1 fumble recovery and a pass break up vs. BYU.
- Missouri's starting linebackers have combined for 284 of Missouri's 721 tackles this season.
- The duo of Brothers and Scherer each had 10+ tackles at UGA, the fourth time that the duo has done so in the same game in their careers and the second time this season.


## #NOFLYZONE - THE SECONDARY



**CB**  
**11**  
Aarion PENTON  
JR // 5-10 // 190 // ST. LOUIS, MO.

TKL	PBU	TFL	INT
49	7	2.5	0


► Fourth on the team with 49 tackles  
► Leads team in PBUs w/ 7, 3 vs UF  
► 5 tackles, FF, PBU at UK  
► 8 tackles at Vandy, 6 vs. BYU



**FS**  
**21**  
Ian SIMON  
RS SR // 6-0 // 195 // MANSFIELD, TEXAS

TKL	PBU	FR	INT
35	4	1	2


► Recovered a fumble vs. SEMO  
► 5 tackles at Arkansas State  
► INT, PBU and 3 tackles vs. SC.  
► INT, career-high 9 tackles at UGA  
► 3 tackles, PBU vs. MSU



**SS**  
**22**  
Anthony SHERRILLS  
RS SO // 6-0 // 190 // KANSAS CITY, MO.

TKL	PBU	TFL	INT
56	5	3.5	1

► Hauled in game-clinching INT - the first of his career vs. UConn.  
► 5 tackles at UK and vs. SC  
► 6 tackles, 3 PBUs last week at UGA  
► Career-high 8 tkl vs. UF, VU, MSU



**CB**  
**7**  
Kenya DENNIS  
SR // 5-11 // 200 // LELAND, MISS.

TKL	PBU	TFL	INT
30	5	2.0-1	1

► First INT of the season against SC  
► 3 tackles vs. UF - 2 at UGA  
► 2 tackles, PBU at Vandy  
► 3 tackles, PBU vs. MSU last week  
► 1 tackle, 1 PBU, 1 QBH vs. BYU

### NOTES ON THE SECONDARY

- Missouri has two separate three-interception games this season, the first time since doing so three times in 2013 (vs. Murray State, Toledo and at Indiana).
- Missouri ranks fourth in the SEC in pass defense and ranks 17th nationally, allowing just 184.0 yards per game.



## #THEBEASTIEBOYS - THE O-LINE



**LT**  
**CUELLAR**

**70**

JR // 6-5 // 300 // FORTUNA, CALIF.

GP	GS	C-GP	C-GS
8	0	8	0

- Junior college transfer who provides great, quality depth at the ever important LT spot.
- Valuable member of FG/PAT protection unit.



**LG**  
**ABELN**

**57**

RS SO // 6-3 // 290 // ST. LOUIS, MO.

GP	GS	C-GP	C-GS
8	2	8	2

- Saw playing time filling in for an injured Nate Crawford at LG vs. BYU
- Mother, Julie, was Truman the Tiger mascot at Mizzou



**C**  
**BAILEY**

**56**

RS FR // 6-4 // 280 // LAMAR, MO.

GP	GS	C-GP	C-GS
2	0	2	0

- One of 10 in-state signees in 2014 class.
- Played TE and DE in high school before switching to OL at Mizzou



**RG**  
**PENDLETON**

**71**

RS FR // 6-4 // 315 // LEE'S SUMMIT, MO.

GP	GS	C-GP	C-GS
2	0	2	0

- Played for Evan Boehm's father, Royce Boehm, at Lee's Summit West.
- Saw considerable playing time vs. BYU in Kansas City, his hometown.



**LG**  
**McNULTY**

**63**

RS SR // 6-4 // 305 // ALLEN, TEXAS

GP	GS	C-GP	C-GS
9	3	43	16

- Has started 16 games in his career
- One of five seniors among the 2-deep on the line for Mizzou.

### NOTES ON THE LINE RESERVES (C-GS denotes career games started, C-GP denotes career games played)

- Average weight: 298 pounds with three checking in at 300 or bigger // Average height: 6-4 1/2.
- The O-Line reserves boast 63 career games played and 18 starts.

## #PLAYMAKERS - THE BACKFIELD/SPECIALISTS RESERVES



**QB**  
**PRINTZ**

**9**

RS SO // 6-3 // 205 // MARIETTA, GA.

C-ATT	YDS	RA-YD	TD-INT
0-0	0	0-0	0-0

- Stays No. 2 on the depth chart this week behind Drew Lock.
- Serves as team's holder on FG/PAT
- 2015 Spring Team Most Improved QB



**TB**  
**HUNT**

**35**

SR // 5-11 // 210 // HUNTSVILLE, MO.

ATT-YD	AVG.	REC-YD	TDs
30-153	5.1	6-203	2

- Has the four longest plays from scrimmage by a Tiger this season
- Had a 72-yard run and 35-yard catch last time out vs. MSU
- First rushing TD last week vs. BYU



**TB**  
**ABBINGTON**

**39**

RS SO // 6-2 // 215 // ST. LOUIS, MO.

ATT-YD	AVG.	REC-YD	TDs
6-39	6.5	0-0	0

- Went to Hutchinson CC, the alma mater of former Tiger and current Arizona Cardinal Markus Golden.
- Has 6 carries this season and is averaging 6.5 yards per carry

### NOTES ON BACKFIELD RESERVES

- Hunt has earned a spot on the Burlsworth Trophy Watch List, released Nov. 10, which honors the nation's top player who began his career as a walk-on.
- Hunt has Mizzou's four longest plays from scrimmage this season and scored the eventual game-winning TD last week vs. BYU, a one-yard TD plunge for the first rushing TD of this career.

## #GOINGDEEP - THE PASS CATCHER RESERVES



**TE**  
**REESE**

**10**

SO // 6-5 // 250 // EULESS, TEXAS

C-YDs	AVG	LNG	TD
13-121	9.3	21	0

- 6 catches for 47 yards, both career-highs, against SC
- 1 catch for 9 yds vs both UF and MSU
- Only catch vs. BYU was a key 1st down




**X**  
**BLAIR**

**17**

RS FR // 6-3 // 190 // JACKSONVILLE, FLA.

C-YDs	AVG	LNG	TD
2-25	12.5	21	0

- 2015 Team Most Improved WR during spring practice
- No. 50 WR prospect in the nation coming out of HS by ESPN. Had offers from Nebraska, Louisville, Maryland.



**H**  
**WINGO**

**14**

RS FR // 5-11 // 180 // SUWANEE, GA.

C-YDs	AVG	LNG	TD
4-24	6.0	13	0

- Started his career at DB but has moved to WR
- Tremendous athlete who could also factor into kicking game.
- Had 1 catch vs. MSU



**Z**  
**DILOSA**

**15**

RS FR // 6-3 // 200 // ROUND ROCK, TEXAS

C-YDs	AVG	LNG	TD
10-65	9.3	16	0


- Tied for team lead with three catches in first career start vs. SEMO
- 2 catches for 17 yards at Vandy.

### NOTES ON THE WIDEOUTS/TIGHT ENDS

- While young, the backup wideouts have a tremendous amount of talent and athleticism.
- Reese set career-highs in catches and yards in back-to-back games vs. Kentucky and South Carolina, seeing more playing time after starting TE **Sean Culkin** went down with a knee injury vs. Kentucky.
- Blair returned to the No. 2 spot at X after missing three weeks with a concussion.




## #DLINEZOU



**DE**  
**16**  
Marcell FRAZIER  
JR // 6-5 // 265 // PORTLAND, ORE.

TCK	TFL-S	QBH	FF
17	6.0-1.0	3	1


- 3 tackles w/ 1.5 TFLs at A-State
- 1 TFL vs. UConn and 1 tackle at UK
- First career sack vs. SC
- Huge sack and strip deep in BYU territory to set up game winning TD



**DT**  
**95**  
Rickey HATLEY  
RS JR // 6-4 // 300 // ATLANTA, TEXAS

TCK	TFL-S	QBH	FF
18	2.5-0	1	0


- Had 3 tackles, 1 QBH and a TFL in the season-opener vs. SEMO.
- 3 tackles vs. UConn and SC
- Career-high 5 tackles vs. UF
- Missed MSU game w/ knee sprain



**DT**  
**96**  
A.J. LOGAN  
RS SO // 6-2 // 310 // COLUMBIA, MO.

TCK	TFL-S	QBH	FF
11	2.0-0	1	1

- Forced a fumble, TFL vs. UConn.
- 2 tackles at UK
- 2 tackles with a QBH vs. UF
- 1 tackle at both UGA, Vandy
- 2 tackles, 1 TFL vs. MSU



**DE**  
**88**  
Nate HOWARD  
FR // 6-4 // 240 // ST. LOUIS, MO.

TCK	TFL-S	QBH	FF
11	1.5-0	1	0

- Incredible motor helped him with the No. 2 job as a true freshman during camp.
- One tackle and a QBH vs. SC
- One tackle vs. UF, 2 at UGA

### NOTES ON #DLINEZOU RESERVES

- The #DLineZOU reserves feature plenty of youth but tremendous upside, with not one senior on the defensive line. The top eight in rotation breakdown: 3 freshmen, 2 sophomores and 3 juniors.
- #DLineZOU back-ups have compiled 12.0 TFLs this season.


## #BASHBROTHERS - THE LINEBACKERS



**WS**  
**34**  
Joey BURKETT  
RS SO // 6-2 // 210 // JEFFERSON CITY, MO.

TKL	TFL-S	FF	PBU
9	0.0-0	0	0


- Had six tackles in opener vs. SEMO, third-most on team.
- 1 tackle at Arkansas St., UK, BYU
- Went to high school 30 minutes from Columbia in Jefferson City.



**MLB**  
**4**  
Brandon LEE  
RS FR // 6-2 // 220 // INDIANAPOLIS, IND.

TKL	TFL-S	FF	PBU
5	0.0-0	0	1

- Rated as a four-star LB and the nation's No. 16 LB prospect by ESPN.
- Had a special teams tackle vs. UF.
- 2 stops at Vandy
- Recovered blocked punt vs. MSU



**SM**  
**40**  
Clarence GREEN  
RS SR // 6-0 // 220 // CLUTE, TEXAS

TKL	TFL-S	BLK	SFTY
23	0.5-0	1	1

- 5 tackles vs. SEMO
- Blocked punt for safety vs. UConn
- Career-high 8 tackles at UK
- 2 stops at Vandy
- 3 tackles vs. MSU last week

### NOTES ON THE LINEBACKER RESERVES

- Senior **Clarence Green** highlights the reserves, playing in 33 games in his career, including all 14 a season ago. He had a season- and career-high eight tackles against Kentucky.
- MLB **Brandon Lee** redshirted a season ago, but is an incredible athlete who was rated as a four-star LB prospect out of high school.
- Joey Burkett** was the state's No. 9 overall recruit out of high school.

## #NOFLYZONE - THE SECONDARY RESERVES



**CB**  
**28**  
Logan CHEADLE  
SO // 5-10 // 180 // LEE'S SUMMIT, MO.

TKL	PBU	PD	INT
12	2	0	0

- 2 tackles, first career sack vs. MSU
- Career-high 3 tackles at UK
- 2 tackles, PBU at VU
- Cousin of actor Don Cheadle (Oceans 11, Hotel Rwanda, Iron Man 2)



**FS**  
**8**  
Thomas WILSON  
SO // 5-10 // 190 // SUWANEE, GA.

TKL	PBU	TFL	INT
12	0	0.5	0

- One of four true freshmen to play for Mizzou in 2014, tallying 17 tackles, 1.0 TFL and 1 pass break-up
- Three tackles in his home state at UGA - 3 again at Vandy, 2 vs. MSU



**SS**  
**3**  
Cortland BROWNING  
RS SR // 6-1 // 205 // TYLER, TEXAS

TKL	PBU	PD	INT
9	0	0	0

- Missed season opener vs. SEMO with hamstring strain.
- Healthy for Arkansas State and matched then career-high 2 tackles
- Career-high three tackles at UK



**CB**  
**5**  
John GIBSON  
RS JR // 6-0 // 190 // MISSOURI CITY, TEXAS


TKL	PBU	TFL	INT
12	2	0-0	1-35

- Hauled in second career INT and returned it 35 yards to set up a TD in Mizzou's win at Arkansas State
- Three tackles at UK- PBU vs. SC
- 3 tackles vs. UF, 1 at UGA

### NOTES ON THE SECONDARY

- An experienced group for secondary coaches **Cornell Ford** and **Ryan Walters**, all four secondary reserves have seen plenty of game action this season.
- Both Cheadle and Wilson were true freshmen who saw game action last season - two of just four Mizzou true freshmen to play in 2014.
- John Gibson** had a huge interception at Arkansas State that he returned 35 yards to the 11-yard line, leading to a TD in Mizzou's road win.


## #SPECIALISTS -KICKERS



**PK**  
**99**  
Andrew **BAGGETT**  
RS SR // 6-1 // 215 // LEE'S SUMMIT, MO.

FG	LNG	PAT	KO
15-19	41	15-15	0-0

- ▶ 11 points shy of being Mizzou's all-time leading scorer.
- ▶ Career FG: 65-89, PATs: 157-168.
- ▶ Reset school career FG record w/ 2 FGs at UGA - now has 63 in his career



**P/KO**  
**26**  
Corey **FATONY**  
FR // 6-0 // 185 // FRANKLIN, TENN.


Ray Guy Watchlist			
P-YDS	AVG.	TB	I-20
64-2818	44.0	3	20

- ▶ 20 of 64 punts have been inside 20 - 4 inside the 20 vs. UF, 1 vs. UGA
- ▶ 19 punts of 50+ yards - Long 61
- ▶ Leads FR nationally in punting w/ his 44.0 average

### NOTES ON THE KICKERS

- ▶ Senior FG kicker **Andrew Baggett** is second on Mizzou's career scoring list and can break that mark this season along with the career FG and PAT records at Mizzou. He passed Jeff Wolfert (59 FGs from 2006-08) with two FGs at UGA, becoming Mizzou's all-time career FG leader now with 65 in three-plus seasons.
- ▶ Freshman **Corey Fatony** won the battle for the starting punter job and also for kickoffs. He has 19 punts of 50+ yards this season and has placed 20 inside the 20-yard line.
- ▶ Fatony had a monster game vs. Florida, earning Ray Guy National Player of the Week. He averaged 47.8 yards per punt on nine punts and pinned the Gators inside their 20 four times.


## #SPECIALISTS - RETURNERS



**FS**  
**21**  
Ian **SIMON**  
RS SR // 6-0 // 195 // MANSFIELD, TEXAS

Senior Captain			
PR	YDS	AVG.	TD
2	4	2	4


- ▶ Took over punt return duties vs. Mississippi State.
- ▶ Has returned just two punts for four yards in limited reps.



**PR**  
**11**  
Aarion **PENTON**  
JR // 5-10 // 190 // ST. LOUIS, MO.

PR	YDS	AVG.	TD
9	82	9.1	1

- ▶ Had a punt return TD on a blocked pooch-punt in the third quarter vs. SEMO.



**KR**  
**5**  
John **GIBSON**  
RS JR // 6-0 // 190 // MISSOURI CITY, TEXAS

KR	YDS	AVG.	TD
11	161	14.6	0.0

- ▶ Tremendous athlete at the position - nicknamed JG by team.
- ▶ Has moved to the top of the depth chart at KR, having run back seven kicks so far this season

### NOTES ON THE RETURNERS

- ▶ All three players are in their first year as starting kick returners, taking over for All-American return man **Marcus Murphy**, who is now with the New Orleans Saints and has an NFL punt-return TD in his rookie season.
- ▶ Penton scored a punt return TD on a blocked punt vs. SEMO - it was the first punt blocked for a TD by Mizzou since 2003.

## QUICK STRIKES...NOTABLES

### CURRENT TIGERS VS. TENNESSEE

▶ Here's a quick look at some career numbers that current Tigers have put together against Tennessee over the previous three matchups:

- ▶ **Josh Augusta**  
▶ 2014 - 4 tackles, 1.0 TFL, 1 forced fumble, 1 QBH...
- ▶ **Andrew Baggett**  
▶ 2012 - GW field goal in 4th overtime (35-yarder)...
- ▶ Career - 3-of-5 FGs, 12-of-12 PATs...
- ▶ **Kentrell Brothers**  
▶ 2014 - 7 tackles
- ▶ Career - 10 tackles
- ▶ **Sean Culkin**  
▶ 2014 - 2 receptions, 18 yards
- ▶ **Kenya Dennis**  
▶ 2014 - 3 tackles, 1.0 TFL, 1 INT (5 yds.), 2 PBU...

- ▶ **John Gibson**  
▶ 2014 - 5 tackles, 0.5 TFL, 1 PBU...

- ▶ **Russell Hansbrough**  
▶ 2013 - 7 rushes, 61 yards, 1 TD...
- ▶ 2014 - 15 rushes, 68 yards...

- ▶ **Aarion Penton**  
▶ Career - 4 tackles...

- ▶ **Michael Scherer**  
▶ Career - 5 tackles, 0.5 TFL...

- ▶ **Anthony Sherrills**  
▶ Career - 2 tackles...

- ▶ **Ian Simon**  
▶ 2012 - 2 tackles, 1 PBU, PBU came on 4th down in 4th OT to set up MU's GW FG
- ▶ Career - 8 tackles, 1.0 TFL, 4 PBU...

- ▶ **Thomas Wilson**  
▶ 2014 - 2 tackles, 1.0 TFL...

## MEDIA PROCEDURES

### MONDAY

**3:30 p.m.** - News Conference w/Head Coach Gary Pinkel (MATC Complex)

**4 p.m.** - Requested players/assistants (MATC)

### TUESDAY

**10-11 a.dm.** - Gary Pinkel phone calls (Reserved through SID)

### WEDNESDAY

**9:30-10:30 a.m.** - Gary Pinkel phone calls (Reserved through SID)

**11:10 a.m.** - Gary Pinkel on SEC Coaches' Weekly Teleconference

## GAME CREDENTIALING

Credentials for the Mizzou 2015 home season may be requested online at [www.mutigers.com](http://www.mutigers.com). On the front page, mouse over the "Athletics" link, and click on the "Media Center" link to access the password-protected credentialing site. Password information can be obtained by contacting Kevin Fletcher ([fletcherk@missouri.edu](mailto:fletcherk@missouri.edu)).

## MIZZOU STRATEGIC COMMUNICATIONS

Mizzou Media Relations personnel assisting you with your coverage of the Mizzou Football team are Associate Athletics Director for Strategic Communications **Chad Moller** and Assistant Directors of Strategic Communications **Shawn Davis** and **Tyler Koonce**.

## STAFF DIRECTORY

Chad Moller - Associate Athletics Director

(W) 573/882-0712 (Cell) 573/268-3110

Shawn Davis - Assistant Director

(W) 573/882-0711 (Cell) 573/882-0711

Tyler Koonce - Assistant Director

(W) 573/884-9486 (Cell) 816/205-4500

Ryan Bradley - Sr. Associate Athletics Director

Kate Lakin - Associate Director

Patrick Crawford - Assistant Director

Andy Oldenburg - Assistant Director

Ali Fisher - Digital Media Specialist

Andrew Melroe - Associate

Faurot Press Box-573/882-7311 or 7312

## NUMBERS TO KNOW...

**81**

wins since 2007. That is a top-10 mark nationally in that span.

**5**

conference division titles since 2007, the most in the nation in that span.

**6**

Mizzou went over 10 wins for the sixth time in program history last season. Five of those six have come under Gary Pinkel (all five since '07).

## LAST TIME OUT...

► **Drew Lock** threw for a career-high 244 yards and a touchdown, and **Tyler Hunt** added another on the ground as Mizzou notched a 20-16 win over BYU on Saturday night at Arrowhead Stadium.

► The day after Head Coach **Gary Pinkel** announced his resignation at the end of the year, he picked up his 118th win as the head of the Tigers' program. It also moved Pinkel's record to 6-1 in Kansas City, where 19 current Tigers call the area home.

► Mizzou (5-5) rolled to a season-high 434 yards of offense, backed by a number of key plays across the board. The Tigers scored two critical fourth-quarter touchdowns – one each through the air and the ground – to take a 20-10 lead. It started with **J'Mon Moore's** four-yard fade-route catch from Lock to cap a 13-play drive that rolled 8:09 off the clock.

► On the next play from scrimmage, **Marcell Frazier** sacked and stripped BYU's Tanner Mangum. **Michael Scherer** recovered at the Cougar 16 to set up Lock & Co. in excellent position. Six plays later, Hunt bowled in from a yard out to give the Tigers multiple touchdowns for the first time since the South Carolina game.

► The Tiger defense didn't allow BYU a first down until the final play of the first quarter. By that point, the Tiger offense had amassed 128 yards and seven first downs of their own in securing a 3-0 lead.

► **Kentrell Brothers** continued his stellar season, notching another 11 tackles to add to his nation-leading total.

## A LOOK AT THE OPPONENT... TENNESSEE

### SERIES VS. TENNESSEE

► Mizzou and Tennessee have met three times in history with all three meetings coming since Mizzou joined the SEC in 2012. All three meetings have gone the way of Mizzou with a 1-0 mark in Columbia and a 2-0 mark in Knoxville. The highlight of those three games came back in 2012 when Mizzou defeated Tennessee, 51-48, in four overtimes after Mizzou tied the game at 28-all on a 4th-and-12, 25-yard TD pass with 47 seconds remaining in the game. Then a freshman, now senior captain **Ian Simon** broke up a 4th-and-3 pass in the fourth over time after an **Andrew Baggett** field goal to seal the 51-48 win.

► Mizzou then thumped Tennessee, 31-3, in 2013 en-route to the SEC East Championship, moving the Tigers to 8-1 and 4-1 in SEC play that season. The Tigers netted three passing TDs in that win and limited UT to just 334 yards of total offense and forced three UT turnovers in the win.

► In 2014, Mizzou went into Knoxville needing a win to preserve its SEC East title hopes and Mizzou came out with a 29-21 win. The recap of that game is below.

### LAST TIME VS. TENNESSEE

► Marcus Murphy ran for two touchdowns to help his team get the lead, and Maty Mauk threw a pair of second-half touchdown passes to seal the win as No. 19/20 Missouri won its fifth straight game, a 29-21 victory over Tennessee at Neyland Stadium.

► The win was the school-record 10th consecutive on the road for the Tigers (9-2, 6-1 SEC), which broke the mark first established from 1978-80.

► The defense was solid all game long, and didn't allow a sustained drive until the Volunteers (5-6, 2-5) scored on a pass from holder Patrick Ashford to tight end Alex Ellis on a fake field goal with 11:14 left in the first half. That score put the Vols up 10-7, and would be UT's last lead of the night.

► The second half was all Mizzou until the very end; Andrew Baggett's 43-yard field goal broke the halftime deadlock midway through the 3rd, then Mauk took over. With 10:42 left to play, Mauk found Jimmie Hunt over the top for a 73-yard catch-and-run to give the Tigers a 10-point lead, and then Mauk found Bud Sasser on a fade from 13 yards out to make it 29-13 with 6:22 to go.

► Tennessee made it an eight-point game with 1:52 left, but the Tigers were able to run the clock out to put the Tigers a win away from their second-straight SEC East Division title.

### SCOUTING TENNESSEE

► UT comes into Saturday's game averaging 34 points per game while allowing 21.8. The Vols are coming off of a 24-0 win over North Texas last week, their third straight win. In fact, UT has won four of five with the only loss being a tough, 19-14 loss at Alabama. UT has a balanced offense, averaging 210 yards both on the ground and through the air.

## LAST GAME



**20**



**16**

**Date:** Nov. 14  
**Location:** Arrowhead Stadium  
Kansas City, Mo.

**Attendance:** 42,824  
**Top Offensive Performer:**  
R. Hansbrough - 26 carries, 117 yds  
**Top Defensive Performer:**  
K. Brothers - 11 tackles, FR, TFL

## STAT BREAKDOWN



15.2	PTS / GAME	34.0
14.7	PTS ALLOWED / GAME	21.8
120.9	RUSH YDS / GAME	210.3
113.7	RUSH YDS ALLOWED / GAME	154.9
176.8	PASSING YDS / GAME	210.7
184.0	PASSING YDS ALLOWED / GAME	226.2
297.7	TOTAL OFFENSE / GAME	421.0
297.7	TOTAL OFFENSE ALLOWED / GAME	381.1
28:06	TIME OF POSSESSION	29:33
51-150	3RD DOWN	73-160
22-28	RED ZONE SCORES	38-47



## QUICK STRIKES...OFFENSIVE NOTABLES

### BOEHM IS MISSOURI'S IRONMAN

► Senior C **Evan Boehm** has started 50 consecutive games, which is the fourth-longest active streak in the nation. Boehm is also the only current player among Power 5 conferences to start at least 45 consecutive games, dating back to his 2012 season.

► Boehm is now just one start shy of breaking Missouri's all-time career starts record (50 by CB Carl Gettis (2007-10), C Adam Spieker (2004-07) and TE Martin Rucker (2004-07). He will break the mark if he starts against Tennessee on Saturday.

► Check out the list below to see where Boehm, one of the top NFL draft prospects at center, ranks nationally.

#### NATION'S ACTIVE IRONMEN

Player	School	Consecutive Starts
1. Aidan Conlon	Northern Illinois	52
2. Andrew Ness	Northern Illinois	52
3. Alex Huettel	Bowling Green	51
4. <b>Evan Boehm</b>	<b>Missouri</b>	<b>50</b>
5. Alonzo Russell	Toledo	47
6. Ben Clarke	Hawaii	47
7. Parker Ehringer	Cincinnati	46
8. Trevon Coley	Florida Atlantic	45
9. Cody Grice	Akron	45
10. two tied at 43		

### HANSBROUGH REACHES 2K MARK

► Senior RB **Russell Hansbrough** rushed for 43 yards against South Carolina, giving him exactly 2,000 in his career. Only 14 Tigers (and only 12 running backs) have ever rushed for more than 2,000 yards in a career. Hansbrough is the first Tiger to do so since **Henry Josey** in 2013. Hansbrough ran for a season-high 117 yards last week vs. BYU, moving him to 2,289.

► Hansbrough is the seventh player under head coach **Gary Pinkel** to accomplish that feat. Other 2,000-yard rushers under Pinkel include QB **Brad Smith** (4,289), **Zack Abnon** (3,198), **Henry Josey** (2,771), **Tony Temple** (2,552), **Kendall Lawrence** (2,232) and **Derrick Washington** (2,085). Of course, all of those running backs were mentored by RB coach **Brian Jones**, who has been with Pinkel's coaching staff since 1992.

► Hansbrough is the first Missouri player to rush for 1,000 yards and return for a season since Henry Josey in 2013. Hansbrough ran for 1,084 yards in 2014. Hansbrough's 205 rushes in 2014 were the most by a Tiger RB since 2003 when Zack Abnon ran the ball 219 times. His 1,084 yards in 2014 rank 10th all-time at Missouri. He has averaged 5.3 yards per carry over his career.

#### 2,000-Yard Rushers Under Gary Pinkel

Player	Years	Carries	Yards	Yards/Carry
Brad Smith	2002-05	799	4,289	5.4
Zack Abnon	2000-03	692	3,198	4.6
Henry Josey	2010-13	395	2,771	7.0
Tony Temple	2004-07	466	2,552	5.5
<b>Russell Hansbrough 2012-present</b>		<b>450</b>	<b>2,289</b>	<b>5.1</b>
Kendall Lawrence	2009-12	444	2,232	5.0

### OFFENSE SHOWS IMPROVEMENT

► Missouri recorded 434 yards on offense last week vs. BYU, the most since also gaining 434 yards against Minnesota in the Buffalo Wild Wings Citrus Bowl in 2015.

► Missouri scored touchdowns on back-to-back drives in the 4th quarter, the first time Missouri has scored on back-to-back drives since Arkansas State on Sept. 12.

► All four of Missouri's scores in the BYU game came within the redzone (two touchdowns and two field goals), matching the team's season high for scores in the redzone this season. Missouri scored from the redzone four times against South Carolina on Oct. 3.

► The Missouri offense went a season best 13-of-20 (65 percent) on 3rd downs in the game. The team's previous high was 9-of-16 (56.2 percent) vs. S. Carolina (Oct. 2).

► Missouri totaled 128 yards of total offense in the first quarter, its best first-quarter total of the season. It was also the second-best yard margin in the first quarter by Missouri this season (the best was +107 vs. SEMO in the season-opener.)

► Missouri's 18-play, 6:29 scoring drive in the second quarter was Missouri's longest by plays this season (previous was 15 plays vs. UConn) and it was the second-longest scoring drive by time this season (the same 15-play drive vs. UConn went 6:34).

### FINISH

► During his time as head coach at Missouri, **Gary Pinkel** has always preached one word: finish. Missouri did just that last time out vs. BYU in a 20-16 win at Arrowhead Stadium in Kansas City. Missouri used a pair of fourth-quarter TDs to erase a third-quarter deficit, outscoring BYU, 14-7, in the final frame. The 14 points are worth noting due to the fact that Missouri had just 13 fourth-quarter in the previous nine games combined before the explosion vs. BYU.

### RUN GAME COMES ALIVE

► Missouri used a very good rushing attack to control the game in last week's 20-16 win over BYU. In fact, Missouri ran the ball 55 times in the win, the most by a Tiger team in a single game since Oct. 15, 2011, when Missouri had 58 carries against Iowa State. That was a span of 57 games.

► Missouri starting RB Russell Hansbrough carried the ball 26 times, the most carries for a Tiger RB since Kendal Lawrence had 27 vs. Syracuse on Nov. 17, 2012, a span of 40 games. That helped Missouri rack up 190 yards rushing. Combine that with the season-high 215 yards that Missouri had on the ground vs. Mississippi State, Missouri is now averaging 202.5 yards per game on the ground over the last two contests.

► Additionally, Missouri's emergence of a running game helped the Tigers control the clock and the game against BYU. Missouri finished with 434 yards of total offense, its most of the season, while converting 13-of-20 third downs as the running game helped set up manageable down-and-distances all night. Missouri also ran a season-high 83 plays and controlled the ball for 39:04, keeping the ball away from a potent BYU offense. The run game also helped Missouri possess the ball for 11:01 of the fourth 15 minutes in the fourth quarter, including the final 4:02 of the game.

### SPEAKING OF RUN GAMES

► As good as Missouri's run game was last week vs. BYU, its run defense was even better, limiting BYU to just 46 yards on the ground, a season-best mark for the Tigers. Since 2008, only six teams have held BYU to fewer rushing yards in a game. Missouri has now limited three opponents this season to fewer than 100 yards rushing and only one team has run for more than 150 yards on Missouri's defense. The 46 yards allowed by Missouri were the fewest by a Tiger opponent since Vanderbilt had 44 against Missouri on Oct. 25, 2014, a span of 17 games. Looking deeper at the offense, Missouri was just the seventh team in five years to hold BYU to fewer than 300 yards in a game.

### RUSSELL GETTING GOING

► Missouri senior RB **Russell Hansbrough**, a 2,000-yard career rusher, finally seems to be coming into his own after an ankle injury hampered him for much of the first part of the season. Against BYU, Hansbrough had a career-high 26 attempts (most by a Tiger in 40 games) and ran for a season-high 117 yards in the 20-16 win. He averaged 4.5 yards per carry against BYU and has 179 yards over his last two games (4.3 per carry and 89.5 per game).

### 'LOCK'ED IN

► Freshman QB **Drew Lock** had his best start at the collegiate level in last week's 20-16 win over BYU at Arrowhead Stadium. He threw for a career-high 244 yards on 19-of-28 passing and also ran for 26 yards including a crucial 23-yard gain on a 3rd-and-19 keeper in the 4th quarter that took the ball to the Cougar 2-yardline. That play came with MU leading 13-10 and set up what eventually proved to be the game-winning TD. He re-set career highs in passing yards (244), completion percentage (67.9), QB rating (145.7) and yards per attempt (8.7) in the win and threw the go-ahead TD to WR J'Mon Moore. He did all of this while playing in Arrowhead Stadium after growing up and watching the Kansas City Chiefs in nearby Lee's Summit, Mo., a Kansas City suburb.

### BAGGETT 11 POINTS SHY OF MISSOURI CAREER RECORD

► Heading into Saturday's game, Missouri senior PK **Andrew Baggett** sits just 11 points shy of breaking **Jeff Wolfert's** career record for points scored. Baggett has 352 points in his career (65 field goals, 157 PATs).

► Last time out vs. BYU, Baggett connected on both of his FG attempts and two PATs, moving his career total to 65. That is ahead of former Tiger kicker Jeff Wolfert for the all-time career FG record at Missouri. Wolfert (2006-08) had 59 in his years as the Tiger kicker.

► In his career, Baggett has turned in two of the best point-scoring season totals in Missouri history. His 120 points in 2013 rank fourth all-time at Missouri while his 97 total points a season ago rank 14th.

## QUICK STRIKES...MORE NOTABLES

### HOLDING ONTO THE ROCK

- Mizzou is coming off of a school-record performance in 2014 when it comes to ball security. Mizzou lost just three fumbles in 2014, the fewest in program history.
- Mizzou ran 954 plays in 2014, meaning that the Tigers lost a fumble just once in every 318 plays a season ago.
- The lost fumbles were not a case of just getting 'the lucky bounce' either. Mizzou put the ball on the turf just 10 times in 2014 (once every 95 plays). To put how good the 10 fumbles were, Mizzou's opponents fumbled more than three times as much with 32 fumbles. In fact, Mizzou recovered more fumbles (13) than it committed in 2014.
- The trend has continued in 2015 as Mizzou has lost just one fumble in 659 total offensive plays over the first 10 games with three of four fumbles on special teams. The first fumble was on a punt as the ball hit a player and was recovered by UConn in the third game of the season. The second came as PR **Cam Hilton** was hit immediately as he fielded the ball, fumbling it away to Georgia. The same thing happened at Vanderbilt for Hilton.
- Mizzou ranked fourth in the SEC and is 17th nationally in fumbles lost this season, a stat that head coach **Gary Pinkel** and his staff have done a great job reinforcing its importance with their team.

### BROTHERS OVER 100 TACKLES FOR 2ND STRAIGHT YEAR

- There hasn't been a more productive linebacker in the nation so far this season than Mizzou's **Kentrell Brothers**. With 14 stops vs. Mississippi State last time out, Brothers became the first Mizzou LB to post back-to-back 100-tackle seasons since current Arizona Cardinal **Sean Weatherspoon**, who totalled 155 in 2008 and 111 in 2009. Weatherspoon also posted 130 in 2007 as he accomplished the feat in three consecutive seasons.
- Brothers joins Weatherspoon and James Kinney as the only players under head coach **Gary Pinkel** with back-to-back 100-tackle seasons.
- Brothers has broken double-digits in tackles in eight of nine games and has 12-plus tackles in six of nine games, including a career-high 17 at Georgia.
- He now has 128 tackles on the season, the 15th-most in program history with two more regular season games and possibly a bowl game remaining.

### PUTTING THE DEFENSE INTO PERSPECTIVE

- Mizzou has allowed the fourth-fewest TDs nationally with just 17, tied with Alabama, Florida and Ohio State - a trio that has been mentioned among the top units defensively in the nation. That is a key reason why Mizzou ranks fifth nationally in scoring defense this season.

### 10 POINTS OR FEWER ALLOWED IN FIVE OF EIGHT GAMES

- Mizzou's defense is on a historic pace so far this season when it comes to keeping the opponent off the scoreboard. In five of 10 games, Mizzou's defense has limited its opponents to 10 or fewer points. That is just the second time since 1980 that Mizzou has accomplished that feat - the other was 2010.
- In all, Mizzou has limited five opponents to fewer than 10 points in a season 53 times since 1890, but the majority of those came prior to 1950 (36 of the 53 occurrences came from 1890-1950).
- 2015 marks just the second season under head coach **Gary Pinkel** that Mizzou has allowed 10 or fewer points in five games.

### MORE PERSPECTIVE FOR THE DEFENSE

- Though Mizzou has lost five games this season, the defense has been outstanding in four of those losses. In fact, Mizzou is allowing an average of just 18.4 points per game in those five losses. That is the third-best mark (second among teams w/ multiple losses) among defenses nationally in games lost.
- Mizzou's first loss came at Kentucky when it allowed 21 points and Florida, ranked 11th at the time, also hung 21 on the Mizzou defense. But in each of the next two losses - at Georgia and at Vanderbilt - Mizzou has allowed just 19 total points and just five scores. MSU was the only team to hang more than 21 points on Mizzou this year.

### IF IT'S A CLOSE GAME

- In **Gary Pinkel's** 15 years on the sideline at Mizzou, the Tigers have played in plenty of close games and the Tigers have a knack for winning those games.
- Pinkel in his career at Mizzou is 28-24 in games decided by seven points or fewer, including a 7-4 mark since 2013 and a 6-2 mark in 2014 and 2015.
- Mizzou is 41-34 in games decided by 10 or fewer under Pinkel and 14-8 since joining the SEC, including a 6-2 mark in 2014 and a 11-5 mark since 2013.

### IF IT GOES TO OVERTIME

- Grab your stomach acid medication and hold on tight, as a stellar defense and a knack for playing tight games can be a recipe for overtime. If it does go overtime, Mizzou fans can rest easy, as no program in NCAA history has won more overtime games than the Tigers. Mizzou has played 16 overtime games since the rule came into effect in 1996 (2nd-most behind Tennessee's 17), and the Tigers have come out

victorious an NCAA-best 11 times...

- The most OT wins in NCAA history look like this: 1. Mizzou, Tennessee (11); 2. Arkansas (10); 4. Michigan, Northwestern, Syracuse, Utah (9); 8. 10 teams tied (8)...
- Here's a listing of the most OT games played in NCAA history (thru games of Oct. 17) - 1. Tennessee (17); 2. Mizzou, Fresno State, Syracuse, Utah (16); 6. Northwestern, Pittsburgh, (15); 8. 7 teams tied (14)...
- Interestingly enough, Mizzou Head Coach **Gary Pinkel** has the distinction of coaching in the first overtime game ever played at the FBS level. When Pinkel was skipper for Toledo, his Rockets won the MAC title and faced Nevada in the 1995 Las Vegas Bowl. For the 1995 bowl season, the current overtime rule was put into effect, and the game went to overtime, where Pinkel's Rockets claimed a 40-37 win in one extra period...
- Pinkel is 8-3 alltime at Mizzou in overtime, and he is 10-3 alltime, including a perfect 2-0 at Toledo

### TURNOVER MARGIN IS KEY FOR PINKEL'S TIGERS

- Since **Gary Pinkel** took over the Mizzou program in 2001, Mizzou owns a plus-84 advantage in turnover margin (189 games).
- Pinkel's teams have won the turnover margin in 87 games, going 71-17 in such contests. Remarkably, 11 of those 16 losses came in Pinkel's first five years as he was rebuilding the program. Starting in 2006, Mizzou is 51-5 when winning the turnover battle. It is no surprise that in that span, Mizzou has won five conference division championships.
- Since joining the SEC, Mizzou is 17-2 when winning the TO battle including a current streak of 10 consecutive wins. While the 10 consecutive wins when winning the TO battle may seem impressive, it is still just over a third of the way to the school record, which is 29 consecutive wins by Pinkel's crew from 2005-2010.
- In Pinkel's 189 games as a head coach, Mizzou has either won the TO battle or tied in 139 of those 189 games. Mizzou has won 102 of those 139 games.
- Below is a breakdown of games when Mizzou has won the TO battle under Pinkel:

#### Mizzou Record By Turnover Margin Under Pinkel (189 games)

Turnover Margin	W	L	Pct.
+1 Turnover	25	13	65.8%
+2 Turnover	25	4	86.2%
+3 Turnover	12	0	100%
+4 Turnover	6	0	100%
+5 Turnover	3	0	100%

### PINKEL'S RECORD BY POINTS SCORED

- The winningest coach in Mizzou history, **Gary Pinkel** has taken a once downtrodden program to one of the nation's most elite programs since 2007. Below is a look at his record base on points scored.

#### PINKEL'S RECORD BY POINTS SCORED

Points	W	L	Pct.
0-9	1	11	.083
10-19	5	29	.147
20-29	19	21	.475
30-39	41	9	.820
40-49	33	1	.971
50-59	15	0	1.000
60-69	4	0	1.000

- It is worth noting when looking at this chart that when Mizzou scores at least 30 points, Pinkel is 93-10. What is even more remarkable is that Mizzou has scored more than 30 points in 103 of Pinkel's 188 games (55 percent).

### PINKEL'S RECORD BY POINTS ALLOWED

- Let's breakdown the same list by points allowed. Some notables are that Mizzou is 64-5 when holding opponents to fewer than 20 points during Pinkel's career and even more amazing is Mizzou's 104-27 record when limiting opponents to fewer than 30 points (79 percent). Mizzou lost its first ever game under Pinkel when limiting opponents to fewer than 10 points earlier this season at Georgia

#### PINKEL'S RECORD BY POINTS ALLOWED

Points	W	L	Pct.
0-9	29	1	.967
10-19	36	4	.900
20-29	40	22	.651
30-39	11	23	.324
40-49	2	13	.133
50-59	0	7	.000
60-69	0	1	.000

# JAILBREAK BLITZ...DEFENSE NOTABLES

## TEAM NOTABLES

► Mizzou's defense is playing at arguably its highest level since the early 1980s having held opponents to 21 points or fewer in nine of 10 games this season and 10 of 11 games dating back to last season's Buffalo Wild Wings Citrus Bowl (more on that streak below, by the way). That being said, the defense is well-represented in the national and SEC rankings so far this season. Below is a look.

### MISSOURI DEFENSE IN NATIONAL AND SEC RANKINGS

Category	Stat	SEC	National
Tackles for Loss	8.7/gm	2nd	4th
Scoring Defense	14.7/gm	2nd	5th
Total Defense	297.7/gm	3rd	8th
Passing Defense	184.0/gm	4th	17th
Pass Efficiency Def.	116.53/gm	6th	32nd
Sacks	2.50/gm	4th	22nd
Rush Defense	113.7/gm	3rd	14nd

► Not only does the team defense rank very high among conference and national opponents, but plenty of Mizzou individuals are well-represented among the national and SEC rankings, highlighted by a trio of breakout stars in LB **Kentrell Brothers** and DEs **Walter Brady** and **Charles Harris**. Below is a look.

### INDIVIDUAL DEFENSE IN NATIONAL AND SEC RANKINGS

Player	Category	Stat	SEC	National
Kentrell Brothers	Total Tackles	128	1st	1st
Kentrell Brothers	Tackles/gm	12.8	1st	1st
Charles Harris	TFLs/gm	1.7	1st	3rd
Walter Brady	Sacks/gm	0.70	6th	29th
Charles Harris	Sacks/gm	0.70	6	29th

► It is important to note that Brady leads all freshmen nationally with his seven sacks through the first 10 games. Looking deeper into the stats, Harris and Brady have combined to give Mizzou one of the most potent DE duos in the nation. In fact, the duo's combined 28.0 tackles for loss (17.0 for Harris, 10.5 for Brady) just behind the pace set by current NFL players **Shane Ray** and **Markus Golden**, who had 29.5 through 10 games a season ago.

► Harris and Brady have also combined to give Mizzou's the nation's third-best TFL duos. Below is a breakdown.

### NATION'S TOP TACKLES FOR LOSS DUOS

School	Player	Player	Total
1. Penn State	Carl Nassib (19.5)	Austin Johnson (12.0)	31.5
2. Arizona State	Salomo Fiso (16.0)	Antonio Longino (15.0)	31.0
3. Mizzou	<b>Charles Harris (17.0)</b>	<b>Walter Brady (11.0)</b>	<b>28.0</b>
Wisconsin	Joe Schobert (15.5)	Vince Biegel (10.5)	26.0
5. Oklahoma State	Emmanuel Ogbah (15.5)	Jimmy Bean (10.5)	25.5

► What is remarkable about the list above is that both Harris and Brady are underclassmen (Harris a RS sophomore, Brady a RS freshman). Every other player on the list above is either a junior or senior.

## TIGER DEFENSE STAYING AWAY FROM BIG PLAYS

► Mizzou's defense has done a solid job of keeping opponents in check all season long, as one might surmise, with the Tigers ranking highly in many defensive categories within the SEC and nationally. One area where MU has really excelled is limiting long plays from scrimmage.

► In 693 defensive snaps through 10 games so far, Mizzou has allowed only 26 plays of 29 yards or more, which is second in the SEC and is t-3rd the NCAA. Breaking that down further, the Tigers have allowed only eight plays of 30 yards or more (a national-best), and they have allowed just two plays of 40-plus yards, also the best mark in the nation, trailing only Northwestern.

► The Tigers have been the best against the run on denying long plays, as they've allowed only three rushes of 20 yards or more (a national-best mark).

## 21 IS THE MAGIC NUMBER

► Continuing the theme of Mizzou's solid defensive play, we offer the fact that the Tigers have allowed 21 points or less in nine of 10 games so far in 2015, and Mizzou's scoring defense average of 14.7 is tops in the SEC (and ranks 5th nationally)...

► Before Mississippi State hung 31 on the Tiger defense, the Tigers had allowed 21 or fewer points in 9 consecutive games overall, which was the longest such streak at Mizzou since Warren Powers' Tigers achieved that in 12 straight games spanning the 1981-82 seasons. That streak began on Oct. 24, 1981, with a 6-0 loss to #15 Nebraska, and continued through Oct. 16, 1982, with a 17-17 tie against Iowa State. The 12-game string was broken, albeit barely, on Oct. 23, 1982, with a 23-19 loss at #5 Nebraska.

► Mizzou possibly began a new 21-or-fewer streak after limiting BYU to just 16 points despite the Cougars coming in averaging north of 30 per contest.

## INDIVIDUAL NOTABLES

► LB **Kentrell Brothers** had a career-high 17 tackles at Georgia. His 17 tackles broke his previous career-high of 16, set twice earlier this season. The 17 tackles are also tied for the second-most by a Tiger in the Pinkel era. Brothers now has four of the top-seven tackling performances in the Pinkel era with all four coming this season (17 at UGA, 16 vs. SEMO, Arkansas State, 15 vs. Florida). He followed the UGA performance with 12 tackles last time out at Vanderbilt and 14 last week vs. MSU. He now has 12 or more tackles in six of nine games and has broken double-digit tackles in eight of nine games.

► Brothers has 128 tackles (61 solo), 8.5 TFLs (-27 yards), 2 INTs (returned 9 yards), three blocked kicks and two passes broken up through 10 games. His 128 tackles lead the nation as do his 12.8 tackles per game. Mizzou's single season tackles record is 164 by Travis McDonald (1994). His 128 tackles this season are already the 15th-most by a Tiger with two regular season games remaining.

► Brothers has 158 tackles over his last 13 games (12.15 avg.).

► Brothers' 2-interception performance at Arkansas State was the first for Mizzou since S **Braylon Webb** picked off two passes at Florida on Oct. 18, 2014. It marked the 11th time a Mizzou defender has recorded two or more picks over the last 18 years. Brothers is just the third linebacker to gain that distinction, joining LB Sean Weatherspoon (2 vs. Illinois on Aug. 30, 2008) and LB Brandon Barnes (2 vs. Texas Tech on Oct. 25, 2003).

► Brothers is the first Mizzou player under **Gary Pinkel** to post four consecutive games with at least 10 tackles before seeing that streak snapped against South Carolina. It is worth noting that Brothers was nursing an injured ankle in that game, suffered the previous outing against Kentucky. Against Florida, Georgia, Vanderbilt and MSU over the last four weeks, he looked like the Brothers from the first four weeks, hauling in a team-high 60 tackles in that span. He has four games with 15+ tackles in 2015. He is now over 10 tackles in five consecutive games and is obviously the first Tiger to do that under Pinkel.

► DE **Charles Harris** recorded 2.0 sacks at Arkansas State, equaling his career total coming in. He also registered 4.5 tackles for loss (-24 yards) at A-State, which marked the first time a Mizzou defender recorded 4.5 or more tackles for loss in a game since LB Stryker Sulak has 5.0 TFLs vs. Illinois Aug. 30, 2008 at the Edward Jones Dome in St. Louis.

► Harris has 47 tackles (26 solo), 17.0 tackles for loss (-80 yards), 7.0 sacks (-51 yards), 10 QB hurries and two forced fumbles through eight games. He had a career-high nine tackles with a sack at Georgia and followed that with six tackles, three TFL and a strip sack at Vanderbilt. He had two tackles, 1.5 TFLs, a sack and 2 QBHs vs. MSU last time out.

► Harris is 3rd nationally and 1st in the SEC in tackles for loss through 10 games.

► DE **Walter Brady** recorded his first 2.0 career sacks (-10 yards) vs. UConn. His 7.0 sacks (20th-most nationally) and tops among freshmen nationally.

## NOTABLES FROM BYU

► Tiger defense allowed only 46 yards rushing to BYU in the game, the lowest opponent output of the season.

► Senior LB **Kentrell Brothers** recorded 11 tackles in the game, the ninth time in 10 games he has recorded double-digit tackles this season.

► Brothers also recorded the first fumble recovery of his career.

► Junior DL **Marcell Frazier** recorded a sack and a forced fumble in the 4th quarter. The forced fumble was the first of Frazier's career.

► The sack was the second of his career, the first coming against South Carolina on Oct. 3.



## JAILBREAK BLITZ...DEFENSE NOTABLES

### HARRIS ADDED TO BEDNARIK AWARD WATCH LIST

► Redshirt sophomore DE **Charles Harris** has been wreaking havoc in opposing backfields all season and his play turned the heads of members of the Maxwell Club. In fact, Harris was one of 13 players nationally selected by the Maxwell Club to be added to the Chuck Bednarik Award Watch List earlier this season

► Harris joins teammate **Kentrell Brothers** (Guthrie, Okla.) as Brothers was on the original Bednarik Award Watch List, which was released in July. Harris ranks third nationally and leads the Southeastern Conference with 17.0 tackles for loss in 2015. Harris is also ranked seventh in the SEC and among the nation's top 30 in quarterback sacks with 7.0. Harris recorded 2.0 sacks at Arkansas State, equaling his career total coming in. He also registered 4.5 tackles for loss (-24 yards) at A-State, which marked the first time a Missouri defender recorded 4.5 or more tackles for loss in a game since Stryker Sulak had 5.0 TFLs vs. Illinois Aug. 30, 2008.

► Harris is fourth on the team and leads Missouri defensive linemen with 47 tackles (27 solo) with a team-high 17.0 tackles for loss (-80 yards), 7.0 sacks (-51 yards), 10 QB hurries and two forced fumbles through 10 games. Harris is a big reason why Missouri ranks second in the SEC while ranking fourth nationally with 87 total tackles for loss with at least seven in nine of 10 games. Harris has had multiple tackles for loss in seven of Missouri's 10 games this season and he is averaging -4.7 yards per TFL this season.

### FATONY NAMED TO RAY GUY WATCH LIST

► Missouri Football's true freshman punter **Corey Fatony** (Franklin, Tenn.) has been named a candidate for the Ray Guy Award, as announced by the Augusta Sports Council. The award honors the nation's top punter and Fatony is one of just six freshmen punters on the watch list. This is the second time this season that Fatony has been recognized by the Augusta Sports Council after taking home Ray Guy National Player of the Week honors following Missouri's game vs. Florida on Oct. 10.

► Fatony ranks 20th nationally in punting, averaging 44.0 yards per punt on 64 punts, a mark that ranks fourth-nationally. His 44.0 yards per punt average – which is on pace to be Missouri's fourth-best single season mark – is the best mark nationally among freshmen punters. Fatony is a big reason why Missouri ranks 15th nationally in net punting (4th in SEC).

► The list was narrowed to 10 semifinalists on November 13 and unfortunately, Fatony did not make the cut. Following the semifinalists announcement, a national body of Football Bowl Subdivision (FBS) sports information directors, coaches, media representatives and previous Ray Guy Award winners will vote for the top three finalists, who will be identified on November 23. The voting body will then cast ballots to select the winner.

► The presentation of the Ray Guy Award will be featured live on ESPN during The Home Depot College Football Awards, Thursday, December 10, at 7pm. Below is a breakdown of the freshmen leaders.

#### FRESHMEN PUNTING LEADERS (NCAA)

Player	School	Rank	Avg.
<b>Corey Fatony</b>	<b>Missouri</b>	<b>20th</b>	<b>44.0</b>
Steve Coutts	Louisiana-Lafayette	29th	43.7
Austin Seibert	Oklahoma	36th	43.3
Jake Hartbarger	Michigan State	47th	42.6

### NO FLY ZONE

► Staying on the topic of Missouri's pass defense, the Tigers have been nothing short of sensational this season.

► Missouri is fourth in SEC and is 17th nationally in pass defense, allowing just 184.0 yards through the air this season. Missouri has held seven of its opponents this season to fewer than 200 yards passing.

### SACK MASTERS

► Missouri finished 2014 with a school-record and SEC-leading 44.0 total sacks, one year removed from tallying 41.5 in 2013, which at the time was a school record.

► Through nine games this season, Missouri has 26 sacks, a top-15 mark nationally.

► Missouri's 111.5 total sacks over the last two-plus seasons rank as the fourth-most in college football in that span. Below is a list:

1. Utah - 120 (39 in 2013, 55 in 2014, 26 in 2015)
2. Washington - 119 (41 in 2013, 51 in 2014, 24 in 2015)
3. Ohio State - 117 (42 in 2013, 45 in 2014, 30 in 2015)
4. **Missouri - 111.5 (41.5 in 2013, 44 in 2014, 26.0 in 2015)**
5. Virginia Tech - 107 (39 in 2013, 48 in 2014, 19 in 2015)

► Missouri is fourth in the nation with 87 total tackles for loss and the 8.7 per game average is also fourth nationally. Keep in mind, Missouri does not have a senior on #DLineZou this season and starts two freshmen and a sophomore.

► Looking deeper into that, 44.0 of Missouri's 87 total tackles for loss this season have come from freshmen or sophomores (50.5-percent).

### DEFENSE SCORES, TOO!

► Since 2010, Missouri's defense has done more than just limiting its opponents from scoring – they have been scoring themselves. In fact, since 2010, Missouri has scored 26 defensive TDs, fifth-most nationally in that span, just one behind Florida.

► Missouri scored a defensive TD in the season-opener as **Kentrell Brothers** blew up a pooch-punt for a block that caromed into the hands of **Aarion Penton**, who took it 41 yards for the score.

► Last season, Missouri scored three defensive touchdowns, including two in one game at Florida when DE **Markus Golden** (2nd-round pick by the Arizona Cardinals) returned a fumble and LB **Darvin Ruise** returned a pick-six in that game.

### DEFENSE, SPECIAL TEAMS SPECIAL UNDER PINKEL

► Since head coach **Gary Pinkel** took over the program in 2001, Missouri has scored 72 times on defense or special teams (48 defensive scores, 24 special teams scores). To put that mark into perspective, Missouri had just 28 defensive and special teams scores in the previous 15 seasons prior to Pinkel's arrival on campus.

► The 24 special team scores consist of 19 punt or kick return scores (12 punt, seven kick) and five blocked kick scores (including one this season for a safety against UConn).

► Missouri's 48 defensive scores consist of 22 pick six plays, 14 fumble recoveries and 12 defensive safeties.

### FATONY EARNS NATIONAL HONOR

► Freshman punter **Corey Fatony** earned the Ray Guy Award National Player of the Week title after his stellar performance against Florida back in October.

► Fatony punted nine times against the Gators, averaging 47.8 yards per punt while resetting his career-long with a 61-yard punt in the second quarter. He pinned the Gators inside their 20-yard line four times. On the year, Fatony, a true freshman, is averaging 44.0 yards per punt on 64 attempts. He has placed 20 punts inside the 20 this season and had 23 fair caught while just three have been touchbacks.

► Fatony leads all freshmen nationally in punting and ranked 20th among all players in the country.

## QUICK HITS...MISCELLANEOUS NOTABLES

### PINKEL ON DODD TROPHY WATCH LIST

► Mizzou football head coach **Gary Pinkel** was one of 23 head coaches to be named to the Dodd Trophy Preseason Watch List, announced July 10 by the Bobby Dodd Coach of the Year Foundation and the Chick-fil-A Peach Bowl. Pinkel is one of eight SEC coaches to land on the list, which is designed to recognize the nation's top head coach.

► The list includes 23 of the nation's top college football coaches representing all Power 5 conferences, the Mountain West Conference and Notre Dame. The head coaches on the watch list represent programs with the highest ideals of leadership, scholarship and integrity on and off the field – the three pillars of legendary coach Bobby Dodd's philosophy. Each coach sits at the helm of programs with winning records, superior Academic Progress Rate (APR) scores and graduation rates, along with a strong commitment to service within their respective communities.

► Pinkel is the reigning SEC Coach of the Year and has led Mizzou to five conference division titles in the last eight seasons (2007, 2008, 2010, 2013, 2014), which is tied for the best in the nation in that span. Mizzou has won 78 games since 2007, which ties Ohio State for the fifth-most wins nationally in that span. Pinkel is the winningest coach in Mizzou history (117-67) and is the 19th-winningest coach in FBS history.

► Not only have Pinkel's teams seen tremendous success on the field, but they have excelled in the classroom. In 2013 and 2014, Pinkel's teams have ranked in the NCAA top 10 in APR. The Tigers were third in the SEC in APR in 2015 and led the league in 2014.

### A 'BARRY' INTIMIDATING GROUP

► Mizzou's defense has become one of the most feared groups in the SEC and this year, the group will have a new leader as DC **Barry Odom** returns to Mizzou after a successful stint as the DC at Memphis. Odom, 38, as he takes over for **Dave Steckel**, who left to be head coach at Missouri State following the conclusion of Mizzou's 2014 season.

► Odom has been defensive coordinator and safeties coach at Memphis for the past three seasons, where he has orchestrated an impressive body of work by the Tiger defense. Memphis concluded a 10-3 season that was fueled largely by Odom's defense which ranked fifth nationally in scoring defense (17.1 ppg) and 22nd in total defense (343.3 ypg) heading into bowl season. That marked an astounding incremental improvement, as Memphis ranked 117th nationally in total defense in 2011 prior to Odom assuming the reins. In 2012, Odom's first year, the Tiger defense improved to 50th nationally in total defense (383.6 ypg), followed by a jump to 39th in 2013 (370.7 ypg). Memphis earned a share of the 2014 American Athletic Conference title, giving them a conference championship for the first time since 1971.

► It's a homecoming for Odom as he returns to his alma mater, where he starred as a linebacker for Mizzou from 1996-99 and later returned for a nine-year stint (2003-11) in a variety of roles for Pinkel's staff. He first came back in 2003 as an administrative graduate assistant, and after one year in that role, Odom moved to director of recruiting for the 2004 and 2005 seasons and then served three years (2006-08) as director of football operations.

► In 2009, Odom moved to the coaching side of the ledger, as Pinkel's safeties coach for three seasons where he developed **Kenji Jackson**, **Jarrell Harrison** and **Jasper Simmons** into All-Big 12 performers for Tiger teams which won 26 games in those three years. Odom also played a significant role in recruiting, as he was the lead on many highly-regarded prospects who chose to attend Mizzou.

### BACK-TO-BACK

► Mizzou has won the SEC East in back-to-back seasons and that accomplishment has put Mizzou in some pretty elite company. Since 2001, Mizzou joins Alabama, Georgia, Florida and Tennessee as the only SEC teams to win two consecutive SEC division titles. Four programs in the SEC (Kentucky, Ole Miss, Texas A&M and Vanderbilt) have never won an SEC Division Championship and Mizzou has done so twice in its first three seasons

► Mizzou's 23 wins over 2013 and 2014 are fifth nationally, trailing only Florida State (27), Ohio State (26), Michigan State (24) and Oregon (24).

► Since 2007, Mizzou has claimed five conference division titles (three Big 12 North titles and two SEC East titles), the most in the nation during that span.

► All of those division-winning seasons ended with at least 10 wins as five of Mizzou's six 10-win seasons in program history have come under the direction of **Gary Pinkel**.

► In each of the last two seasons, Mizzou has clinched the SEC East at home with wins over SEC West powers Texas A&M (2013) and Arkansas (2014). Each division title seemed equally as improbable to national pundits, but Mizzou defied the odds each year. In 2013,

Mizzou was coming off of a disappointing 2012 campaign in which it went 5-7. But the Tigers rebounded for a 12-2 season, ranking as high as No. 5 nationally and culminating in an AT&T Cotton Bowl Classic win over Oklahoma State. Last year, Mizzou won its final six regular season games despite being underdogs in four of those six games. The season ended with an 11-3 mark and a Buffalo Wild Wings Citrus Bowl Championship.


### "MO"VEMBER

► There is no question that in college football, teams that win in November often are destined for championships and Mizzou Football has been the perfect reflection of that over the last two years. Since 2013, Mizzou is a perfect 8-0 in the month of November.

### REMEMBERING 'AO' 10 YEARS LATER

► The 2015 season marks the 10-year anniversary of the tragic passing of **Aaron O'Neal**, a linebacker on the 2005 Mizzou Football team who passed away at the age of 19 following a voluntary workout. O'Neal may be gone, but he has not been forgotten by anyone in the Mizzou community and his memory lives on with Gary Pinkel and the program 10 years later.

► Gary Pinkel has done his best to help the program remember O'Neal, the man with the 'million-dollar smile' as he was renowned. Every year, a linebacker from the St. Louis area - where O'Neal called home - will don O'Neal's #25. Currently, that bestowment belongs to sophomore LB **Donavin Newsom**; he will wear it for the remainder of his career and pass along to another St. Louis LB. Newsom, just like O'Neal, graduated from Parkway North High School in St. Louis, Mo.



### BOEHM, DENNIS, HANSBROUGH, SIMON CAPTAINS

► In its annual tradition, Mizzou Football and head coach Gary Pinkel announced the team's captains to coincide with the opening of training camp in early August. Earning this distinction as team captains this season were seniors C **Evan Boehm**, CB **Kenya Dennis**, RB **Russell Hansbrough** and S **Ian Simon**.

► The four seniors were selected by their teammates and have combined to play in 129 games, including a combined 77 starts. The seniors have helped Mizzou win 28 games over the last three seasons and were key cogs in Mizzou's back-to-back SEC East Championships over the last two seasons.



### 10 TIGERS PLAYING AFTER EARNING DEGREES

► When Mizzou hits the field for the first time in 2015, 10 Tiger seniors will be playing having already earned their degrees. That is the third-most graduates playing on any team in the nation in 2015. In addition, five of the seniors are scheduled to graduate in December while the remaining four are all on pace to graduate in May.

► The current Mizzou grads playing for Gary Pinkel this season are:

- |                              |                                 |
|------------------------------|---------------------------------|
| - S <b>Cortland Browning</b> | - QB <b>Corbin Berkstresser</b> |
| - OL <b>Taylor Chappell</b>  | - TE <b>Clayton Echard</b>      |
| - LB <b>Clarence Green</b>   | - OL <b>Mitch Hall</b>          |
| - RB <b>Tyler Hunt</b>       | - WR <b>Wesley Leftwich</b>     |
| - OL <b>Connor McGovern</b>  | - OL <b>Brad McNulty</b>        |

► The Mizzou seniors on pace for a December graduation:

- C **Evan Boehm**
- RB **Russell Hansbrough**
- CB **DeAndre McKenzie**
- OL **Nick Monaghan**
- S **Ian Simon**

► The Mizzou seniors on pace for a May graduation:

- |                               |                          |
|-------------------------------|--------------------------|
| - K <b>Andrew Baggett</b>     | - CB <b>Kenya Dennis</b> |
| - LB <b>Kentrell Brothers</b> | - DB <b>Trei Walton</b>  |



## #MIZZOU MADE ... WHAT IT MEANS:

GARY PINKEL



# 191 WINS

2ND WINNINGEST ACTIVE COACH IN FBS

### TOTAL PLAYER DEVELOPMENT

► **Definition:** (n.) The Mizzou Football Family's approach to developing student-athletes academically, athletically, and socially better than any program in the nation.

► "MizzouMade" describes the coaching staff's proactive approach to all areas of their players' lives: academic, social, family, spiritual, and mental well-being. Throughout their time on the team, Mizzou Football players develop their athletic skills, as well as tools to become respectful, educated, and well-rounded men.

### FULLY DEVELOP AS AN ATHLETE

► A great work ethic is at the core of Mizzou Football's athletic development. Working hard opens up doors and provides the opportunity to grow, achieve, and succeed at the highest level. Through discipline and an open relationship with the coaching staff, there is no limit to improving players' performances.

► Mizzou Football players have access to incredible resources for athletic development, including an award-winning strength and conditioning coach, position coaches, trainers, nutritionists, and more. Summer workouts and the Winning Edge program are just a few of the activities designed to help Mizzou student-athletes reach their full potential. This top-notch athletic development plays a key role in growing and maintaining the Mizzou Football NFL pipeline.

### DEVELOP AS A PERSON

► Live by core values: Mizzou has very high expectations for our players, and every member of the Mizzou Football Family must have high expectations for himself. The traditions players are being asked to uphold at the University of Missouri are the same traditions predecessors worked so hard to create. How players choose to conduct themselves, both publicly and privately, reflects on the Mizzou family, teammates, coaches, and the entire Mizzou community. It is important for Mizzou players to hold themselves accountable to these expectations.

### GET AN EDUCATION

► Student-athletes are just that—students first, athletes second. The primary mission of the Mizzou Football program is to ensure that every student-athlete graduates, and we're committed to that promise. Mizzou has improved its NCAA Graduation Success Rate for nine straight years, and Mizzou football leads the SEC in athlete graduation rates. Across the Athletic Department, 54 percent of Mizzou student-athletes earned a 3.00 GPA in spring 2015.

► Mizzou football players work hard on the field, and they're expected to work just as hard in the classroom. Mizzou football has graduated 97 percent of its seniors in the past five years, and we won't be satisfied until 100 percent of athletes walk back through the columns with a diploma in hand.

► Academic excellence is more than a tradition — it's an expectation.

### BECOME A CHAMPION

► Members of the Mizzou Football Family not only train physically, but also practice the attitude of winners. Mizzou players train in a "No Excuses" atmosphere where positivity—even in the face of a loss—reigns supreme. They know that sacrifice, commitment and unselfishness, in combination with athletic ability, is the only way to achieve victory.

### JOIN A FAMILY

► Missouri Tigers are more than teammates, more than friends—they're family.

► Starting on day one, Mizzou Football players are taught to treat each other like family. Being part of a family means putting everyone else before yourself, and that takes work. It takes communication. It takes accountability. And it takes trust.

► Mizzou Tigers work hard in the classroom, give 100 percent in practice, and leave everything on the field to help the family. There are no individual players on this football team; there is only one committed family, whose success or failure depends on the commitment of each family member.

► The Mizzou Football Family gives it all, all the time.



• Head coach Gary Pinkel truly cares about how all of his players develop as young men.



• Strength coach Dr. Pat Ivey is a cog in Mizzou's second-to-none player development program.



• At Mizzou, players are expected to get their degrees. Players are also expected to finish as champions. Top: Clarence Green accepts his diploma last May. Bottom: Mitch Morse (2nd round NFL Draft pick) celebrates Mizzou's second consecutive SEC East Championship last November.




• From top to bottom:  
• DE Charles Harris volunteers with the Special Olympics  
• C Evan Boehm and SS Braylon Webb (2014 graduate) stand up against sexual assault with Missouri Men Say No More program.  
• LB Kentrell Brothers spends some time at the Boys & Girls Club of Columbia in May.



## HEAD COACH GARY PINKEL

• With his 191 career wins in 24-plus seasons as a head coach, Mizzou's Gary Pinkel is the 19th winningest coach in college football history. He is also the second-winningest active coach in college football.

• Pinkel became the all-time winningest coach at Missouri (102) when the Tigers won the Cotton Bowl to close out 2013...



### WINNINGEST ACTIVE FBS HEAD COACHES

	<b>Coach, School</b>	<b>Yrs.</b>	<b>W</b>	<b>L</b>	<b>T</b>	<b>Pct.</b>
1.	Frank Beamer, Virginia Tech	34	278	142	4	.660
2.	<b>Gary Pinkel, Mizzou</b>	<b>25</b>	<b>191</b>	<b>108</b>	<b>3</b>	<b>.637</b>
3.	Bill Snyder	24	190	100	1	.655
4.	Nick Saban, Alabama	19	186	60	1	.755

### COACH PINKEL TALKING POINTS

- 2014 SEC Coach of the Year
- 2007 Big 12 Coach of the Year
- 2007 FieldTurf National Coach of the Year
- 2007 Finalist for Robinson, Bryant, Munger Awards
- 2nd Winningest Active Coach in FBS
- 19th Winningest Coach in College Football history
- Five Conference Division Championships since 2007 (2007, 2008, 2010, 2013, 2014)
- Mizzou's all-time winningest head coach (117-69)
- Toledo's winningest head coach (73-37-3)
- Led Mizzou to school-record 7 straight bowl games (2005-2011)
- Has produced 8 NFL Draft First Round Draft Picks
- Five 10-win seasons at Mizzou (Just one in the previous 110 seasons)

In 14 years at the University of Missouri, Gary Pinkel has meticulously built a previously downtrodden program into one of the most successful in the nation, and after a thrilling 2013 season, he very well might have performed the best coaching job of his career in 2014.

Picked to finish a distant fourth in the SEC Eastern Division in the preseason, Pinkel guided his troops to an 11-3 record and a second-straight division championship and subsequent bowl game victory.

The Tigers ended the magical 2014 season with a New Year's Day 33-17 win over Minnesota in the Buffalo Wild Wings Citrus Bowl, giving the Tigers 23 wins in two seasons - a school record.

The job Pinkel did during the year went recognized by his coaching peers, as he was voted the SEC Coach of the Year by league coaches.

The well-deserved honor capped a season that saw the Tigers rebound from a pair of tough losses early in the year and close the regular season with six straight wins - including four games in which they entered as underdogs - to claim the East crown.

Under his watch, Mizzou has now won conference division titles five of the last eight seasons (2007, 2008, 2010, 2013, 2014), which is tied for most in the nation during that stretch (along with Alabama and Florida State), while the Tigers' 78 wins in that time is tied for 5th-best among FBS "power 5" conferences.

The winningest head coach in both Mizzou and Toledo histories (making him the only active coach to make that claim at the FBS level), Pinkel enters the Tennessee game with a Mizzou record of 118-71 in 14-plus seasons, while he's 191-108-3 overall in 24 seasons. His 191 wins are the 2nd-most among active FBS coaches.

Pinkel got his MU record-breaking win thanks to a thrilling 41-31 win over Oklahoma State in the 2014 AT&T Cotton Bowl Classic. The win was the 102nd at MU in his 13 years patrolling the sidelines, and that broke a tie he held going into the game with Tiger legend Don Faurot, who won 101 games in 19 seasons from 1935-42 and 1946-56. Pinkel has 113 wins at Mizzou following 2014.

### PINKEL QUICK FACTS:

Age:	63
Birthdate:	April 27, 1952
Hometown:	Akron, Ohio
Alma Mater:	Kent State (1973)
Playing Honors:	Hon. Men. All-American Tight End (1973 - Associated Press)

### COACHING PROGRESSION:

Kent State:	
Grad. Asst. Coach	1974-75

Washington:	
Grad. Asst. Coach	1976

Bowling Green:	
Asst. Coach	1977-78

Washington:	
Asst. Coach	1979-1990

Toledo:	
Head Coach	1991-2000

Mizzou:	
Head Coach	2001-Present

### PINKEL CAREER RECORD

at Mizzou (2001-Present)	118-71 (62.4%)
at Toledo (1991-2000)	73-37-3 (65.9%)
<b>TOTALS</b>	<b>191-108-3 (63.7%)</b>

### PINKEL YEAR-BY-YEAR

At Toledo	
1991	5-5-1
1992	8-3
1993	4-7
1994	6-4-1
1995 (MAC Champs / LV Bowl Champs)	11-0-1
1996	7-4
1997 (MAC West Champs)	9-3
1998 (MAC West Champs)	7-5
1999	6-5
2000	10-1
10 Years	73-37-3

At Mizzou	
2001	4-7
2002	5-7
2003 (Independence Bowl)	8-5
2004	5-6
2005 (Independence Bowl Champs)	7-5
2006 (Sun Bowl)	8-5
2007 (Big 12 North Champs / Cotton Bowl Champs)	12-2
2008 (Big 12 North Champs / Alamo Bowl Champs)	10-4
2009 (Texas Bowl)	8-5
2010 (Big 12 North Champs / Insight Bowl)	10-3
2011 (Independence Bowl Champs)	8-5
2012	5-7
2013 (SEC East Champs / Cotton Bowl Champs)	12-2
2014 (SEC East Champs / Citrus Bowl Champs)	11-3
2015	5-5
14 Years	118-71

## THE COACHING STAFF

- Four of head coach Gary Pinkel's nine assistant coaches have been at Mizzou for the entirety of Pinkel's tenure in Columbia (2001-Present). That group includes:



**ANDY HILL**  
ASSOC. HC  
QUARTERBACKS

**CORNELL FORD**  
CORNERBACKS

**BRIAN JONES**  
RUNNING BACKS

**CRAIG KULIGOWSKI**  
DEFENSIVE LINE

- Ford, Jones and Kuligowski all came with Pinkel as he moved his staff to Columbia after his successful 10-year run at Toledo (1991-2000).
- Ford (1996-2000) coached Toledo's receivers in his Rocket days, also serving as recruiting coordinator in 1996. He was a graduate assistant on Pinkel's first staff in 1991.
- Jones (1992-2000) began oversight of running backs in 1995 after coaching receivers from 1992-94.
- Kuligowski was Toledo's defensive line coach for the majority of his stint with the Rockets (1996-2000) after serving as recruiting coordinator, tight ends coach and assistant offensive line coach at Toledo from 1992-1995.
- Hill's tenure at Mizzou, now in its 20th season, predates the Pinkel era. Hill tutored the Tigers' wide receivers from 1996-2000, also serving as co-offensive coordinator in 2000.

## THE COORDINATORS



**JOSH HENSON**  
OC  
TIGHT ENDS/OL

- LOCATION:** In booth
- Josh Henson, now in his seventh year at Mizzou, is entering his third as the program's offensive coordinator. He joined Pinkel in 2009 as Pinkel's first staff addition since 2001.
- Henson is a 1998 graduate of Oklahoma State and spent 1999-2005 on OSU's coaching staff. He spent 2005-08 at LSU as the tight ends coach and recruiting coordinator.



**BARRY ODOM**  
DC  
LINEBACKERS

- LOCATION:** In booth
- Barry Odom, a True Son graduate of Mizzou in 1999, is a familiar face for Gary Pinkel. He is in his first year as DC after a successful three year stint in the same role at Memphis. He replaces Dave Steckel, now head coach at Missouri St.
- Overall, Odom is entering his 10th season at Mizzou. He started for Pinkel in 2003 as an administrative assistant, eventually acceding to safeties coach from 2009-11 before leaving for Memphis. He was a four-year letterwinner at LB for Mizzou.

## THE POSITION COACHES



**A.J. RICKER**  
OFFENSIVE LINE



**RYAN WALTERS**  
SAFETIES



**PAT WASHINGTON**  
RECEIVERS

Second-year assistant coach A.J. Ricker (offensive line) is a new face on the Mizzou coaching staff, but is certainly familiar with the program. The former Illinois OL coach (2013) and run game coordinator at Western Michigan (2011-12) started 47 consecutive games at center for Mizzou from 2000-03.

Ryan Walters is in his first year at Mizzou, working with the safeties. He comes to Mizzou from Memphis along with DC Barry Odom. Walters is a 2008 graduate of Colorado where he was a team captain. He has coached at North Texas, Oklahoma, Arizona, North Texas and his alma mater Colorado.

Pat Washington enters his third season as the WR coach at Mizzou. He held the same position at Kentucky and has coaching roots at plenty of schools in the SEC footprint, including Tennessee, Mississippi State, Auburn, Southern Miss, Baylor and TCU.

## THE ASSISTANTS

### Associate Head Coach Andy Hill

Year at Mizzou: \_\_\_\_\_ 20th  
Position Group: \_\_\_\_\_ Quarterbacks  
Alma Mater \_\_\_\_\_ Missouri, 1985  
Family: \_\_\_\_\_ Wife: Sarah  
Children: Patricia Ryan, Andrew

### Offensive Coordinator Josh Henson

Year at Mizzou: \_\_\_\_\_ 7th // 3rd as OC  
Position Group: \_\_\_\_\_ Tight Ends/ O-Line  
Alma Mater \_\_\_\_\_ Oklahoma St., 1998  
Family: \_\_\_\_\_ Wife: Shauna  
Children: Will, Kate

### Defensive Coordinator Barry Odom

Year at Mizzou: \_\_\_\_\_ 10th // 1st as DC  
Position Group: \_\_\_\_\_ Linebackers  
Alma Mater \_\_\_\_\_ Missouri, 1999  
Family: \_\_\_\_\_ Wife: Tritia  
Children: James, Garyt, Anna

### Assistant Coach Cornell Ford

Year at Mizzou: \_\_\_\_\_ 15th  
Position Group: \_\_\_\_\_ Cornerbacks  
Alma Mater \_\_\_\_\_ Toledo, 1991  
Family: \_\_\_\_\_ Wife: Dawn  
Children: Devin, Taylor

### Assistant Coach Brian Jones

Year at Mizzou: \_\_\_\_\_ 15th  
Position Group: \_\_\_\_\_ Running Backs  
Alma Mater \_\_\_\_\_ Connecticut, 1980  
Family: \_\_\_\_\_ Wife: Mary Kay  
Children: Grant, Brandon, Audrey

### Assistant Coach Craig Kuligowski

Year at Mizzou: \_\_\_\_\_ 15th  
Position Group: \_\_\_\_\_ Defensive Line  
Alma Mater \_\_\_\_\_ Toledo, 1991  
Family: \_\_\_\_\_ Wife: Mary  
Children: Peyton, Madeline, Max

### Assistant Coach A.J. Ricker

Year at Mizzou: \_\_\_\_\_ 2nd  
Position Group: \_\_\_\_\_ Offensive Line  
Alma Mater \_\_\_\_\_ Missouri, 2004  
Family: \_\_\_\_\_ Wife: Lauren  
Children: Andrew

### Assistant Coach Ryan Walters

Year at Mizzou: \_\_\_\_\_ 1st  
Position Group: \_\_\_\_\_ Safeties  
Alma Mater \_\_\_\_\_ Colorado, 2008  
Family: \_\_\_\_\_ Wife: Tara  
Children: Aaron

### Assistant Coach Pat Washington

Year at Mizzou: \_\_\_\_\_ 3rd  
Position Group: \_\_\_\_\_ Receivers  
Alma Mater \_\_\_\_\_ Auburn, 1987  
Family: \_\_\_\_\_ Wife: Claudette  
Children: Tyson, Justin

## AP TOP 25

TEAM	2015 RECORD	PTS
1 Clemson(34)	10-0	1496
2 Ohio State(23)	10-0	1460
3 Alabama(4)	9-1	1424
4 Oklahoma State	10-0	1301
5 Notre Dame	9-1	1286
6 Iowa	10-0	1216
7 Oklahoma	9-1	1182
8 Florida	9-1	1055
9 Michigan State	9-1	1008
10 Baylor	8-1	946
11 TCU	9-1	857
12 North Carolina	9-1	791
13 Houston	10-0	790
14 Michigan	8-2	738
15 Stanford	8-2	668
16 Florida State	8-2	559
17 LSU	7-2	549
18 Utah	8-2	514
19 Navy	8-1	465
20 Northwestern	8-2	397
21 Wisconsin	8-2	338
22 USC	7-3	201
23 Oregon	7-3	170
24 Washington State	7-3	167
25 Ole Miss	7-3	44

### Others Receiving Votes

Toledo 39, Arkansas 35, Memphis 32, Mississippi State 25, UCLA 18, Pittsburgh 15, Temple 13, Texas A&M 8, Georgia 8, Western Kentucky 4, Bowling Green 4, Air Force 1, Arkansas State 1

## NUMBERS TO KNOW

**125** The 2015 season marks the 125th season of University of Missouri football. The Missouri football program began play in 1890. However, MU did not field a team in 1918 due to an influenza epidemic on campus.

**660** Mizzou holds an all-time record of 660-539-52, which equates to a .548 winning percentage.

**351** The Tigers are 351-303-32 overall in conference play (53.5 winning percentage). Head coach Gary Pinkel's squad is 17-10 in the SEC, including the outstanding 7-1 league mark from last season.

**12** Mizzou has won 12 conference championships. Those titles have come in: 1909, 1913, 1919, 1924, 1925, 1927, 1939, 1941, 1942, 1945, 1960 and 1969.

**5** The Tigers have won five conference divisional championships, with all four crowns coming during the Pinkel era (2007, 2008, 2010, 2013, 2014).

**31** Mizzou has played in 31 bowl games, all-time, and has gone 15-16 in those games. Pinkel has led the Tigers to 10 bowl appearances, a program-record. Mizzou has gone 6-4 in bowls under Pinkel.

## AMWAY COACHES TOP 25

TEAM	2015 RECORD	PTS
1 Clemson	10-0	1560
2 Ohio State	10-0	1541
3 Alabama	9-1	1484
4 Oklahoma State	10-0	1348
5 Notre Dame	(9-1)	1333
6 Iowa	10-0	1278
7 Oklahoma	9-1	1240
8 Florida	9-1	1132
9 Michigan State	9-1	1020
10 Baylor	8-1	999
11 TCU	9-1	970
12 North Carolina	9-1	801
13 Michigan	8-2	759
14 Houston	10-0	745
15 Stanford	8-2	690
16 Florida State	8-2	638
17 LSU	7-2	584
18 Utah	8-2	493
19 Navy	8-1	456
20 Wisconsin	8-2	447
21 Northwestern	8-2	359
22 Oregon	7-3	186
23 Washington State	7-3	155
24 Southern California	7-3	154
25. (Tie) Mississippi	7-3	70
25. (Tie) Mississippi State	7-3	70

### Others Receiving Votes

UCLA (7-3) 57; Memphis (8-2) 51; Georgia (7-3) 35; Toledo (8-1) 33; Arkansas (6-4) 28; Texas A&M (7-3) 25; Temple (8-2) 17; Pittsburgh (7-3) 14; Western Kentucky (8-2) 11; Bowling Green (8-2) 8; Louisville (6-4) 3; Appalachian State (8-2) 2; Arkansas State (7-3) 2; Brigham Young (7-3) 1; Marshall (9-2) 1.




## AMONG THE NATION'S ELITE...

- Since 2007, Mizzou ranks in the Top 10 among BCS-AQ leagues in wins, while also ranking in the Top 10 in Academic Progress Rate (APR), as well as in the Top 5 since 2009 in most NFL First Round draft picks.
- Head coach Gary Pinkel's squad was atop of the Southeastern Conference in APR for both of the program's first two seasons in the league. The Tigers posted an APR score of 982 to lead the league for the 2011-12 academic year, followed by a 980 score for 2012-13. In the most recent APRs (release in 2015 for the 2013-14 academic year), Mizzou was third in the SEC. See to the right for a breakdown.

### 2014 APR IN SEC

	980
	980
	975
	974
	974

### 2015 APR IN SEC

	983
	978
	976
	975
	974

## SENIORS GETTING THEIR DEGREES...

- The current Mizzou senior class is getting it done in the classroom. Ten of them will play the 2015 season as graduate students. Five more are scheduled to finish their undergraduate work this December, with the remaining four on pace to earn their degree in May. Mizzou's 10 current graduates are as follows...



CORTLAND BROWNING  
EDUCATION

CORBIN BERKSTRESSER  
FINANCE

TAYLOR CHAPPELL  
HEALTH SCIENCE

CLAYTON ECHARD  
HEALTH SCIENCE

CLARENCE GREEN  
EDUCATION

MITCH HALL  
EDUCATION

TYLER HUNT  
EDUCATION

WESLEY LEFTWICH  
FINANCE

CONNOR MCGOVERN  
EDUCATION

BRAD MCNUITY  
GENERAL STUDIES

**NAME**  
Evan Boehm  
Russell Hansbrough  
DeAndre McKenzie

**GRADUATION**  
December 2015  
December 2015  
December 2015

**NAME**  
Nick Monaghan  
Ian Simon  
Andrew Baggett

**GRADUATION**  
December 2015  
December 2015  
May 2016

**NAME**  
Kentrell Brothers  
Kenya Dennis  
Trei Walton

**GRADUATION**  
May 2016  
May 2016  
May 2016



## CAREER STARTS

### OFFENSE

LINEMEN	'11	'12	'13	'14	'15	Tot.
Boehm	—	12	14	14	10	50
McGovern	RS	0	14	14	10	38
Chappell	RS	0	0	10	8	18
McNulty	RS	4	0	9	3	16
Hall	—	—	0	5	10	15
Crawford	—	—	RS	0	7	7
Abeln	—	—	RS	0	2	2

RECEIVERS	'11	'12	'13	'14	'15	Tot.
Culkin	—	RS	1	14	8	23
Leftwich	RS	0	0	4	9	13
Brown	—	—	—	0	10	10
Moore	—	—	—	0	10	10
Dilosa	—	—	—	RS	1	1
Hilton	—	—	—	—	1	1

QBs	'11	'12	'13	'14	'15	Tot.
Mauk	—	RS	4	14	4	22
Lock	—	—	—	—	6	6
Berkstresser	RS	4	0	—	0	4

TAILBACKS	'11	'12	'13	'14	'15	Tot.
Hansbrough	—	0	0	4	9	13
Witter	—	—	—	0	1	1

### DEFENSE

LINEMEN	'11	'12	'13	'14	'15	Tot.
Brantley	—	RS	5	12	0	17
Harris	—	—	RS	2	10	12
Augusta	—	—	0	0	10	10
Brady	—	—	—	RS	7	7
Hatley	—	RS	0	0	5	5
Frazier	—	—	0	0	3	3
Beckner	—	—	—	—	5	5

LINEBACKERS	'11	'12	'13	'14	'15	Tot.
Brothers	RS	0	14	14	10	38
Scherer	—	RS	0	14	10	24
Newsom	—	RS	0	2	10	12
Green	—	RS	0	3	0	3

SECONDARY	'11	'12	'13	'14	'15	Tot.
Simon	RS	0	8	14	10	32
Penton	—	—	2	12	10	24
Dennis	—	—	—	11	10	21
Sherrills	—	—	RS	0	10	10
Gibson	—	RS	0	5	0	5
Browning	RS	0	0	1	0	1

## CAREER PARTICIPATION REPORT

	Career G-GS	2015 G-GS	2014 G-GS	2013 G-GS	2012 G-GS	2011 G-GS
39 Chase Abbington	8-0	8-0	-	-	-	-
57 Alec Abeln	8-2	8-2	-	-	-	-
64 Paul Adams	1-0	1-0	-	-	-	-
97 Josh Augusta	38-10	10-10	14-0	14-0	-	-
99 Andrew Baggett	50-0	10-0	14-0	14-0	12-0	RS
79 Terry Beckner, Jr.	10-5	10-5	-	-	-	-
38 Eric Beisel	23-0	10-0	13-0	RS	-	-
13 Corbin Berkstresser	19-4	6-0	-	3-0	10-4	RS
17 DeSean Blair	5-0	5-0	-	-	-	-
11 Kendall Blanton	7-0	7-0	-	-	-	-
77 Evan Boehm	50-50	10-10	14-14	14-14	12-12	-
56 Walter Brady	10-7	10-7	-	-	-	-
90 Harold Brantley	28-17	-	14-12	14-5	RS	-
26 Jake Brents	1-0	1-0	1-0	0-0	RS	-
10 Kentrell Brothers	49-38	10-10	14-14	14-14	11-0	RS
2 Nate Brown	19-10	10-10	9-0	-	-	-
5 Cortland Browning	37-1	9-0	11-1	14-0	3-0	RS
34 Joey Burkett	23-0	10-0	13-0	RS	-	-
62 Taylor Chappell	27-18	10-8	13-10	4-0	-	RS
28 Logan Cheadle	23-0	10-0	13-0	-	-	-
90 Nick Coffman	2-0	-	2-0	-	RS	-
55 Nate Crawford	11-7	9-7	2-0	RS	-	-
70 Malik Cuellar	8-0	8-0	-	-	-	-
80 Sean Culkin	37-23	8-8	14-14	14-1	RS	-
7 Kenya Dennis	24-21	10-10	14-11	-	-	-
82 Clayton Echard	37-2	10-2	14-0	12-0	1-0	RS
26 Corey Fatony	10-0	10-0	-	-	-	-
5 John Gibson	36-6	10-0	14-5	12-0	RS	-
40 Clarence Green	34-2	10-0	14-2	10-0	1-0	RS
84 Emanuel Hall	9-0	9-0	-	-	-	-
73 Mitch L. Hall	36-14	10-10	13-4	13-0	-	-
24 Terez Hall	10-0	10-0	-	-	-	-
32 Russel Hansbrough	46-13	9-9	14-4	14-0	9-0	-
91 Charles Harris	24-12	10-10	14-2	RS	-	-
95 Rickey Hatley	31-5	9-5	14-0	8-0	RS	-
33 Cam Hilton	10-1	10-1	-	-	-	-
1 Anthony Hines	8-0	8-0	-	-	-	-
88 Nate Howard	10-0	10-0	-	-	-	-
35 Tyler Hunt	37-0	10-0	13-0	13-0	1-0	-
86 Jake Hurrell	38-0	10-0	14-0	14-0	RS	-
15 Grant Jones	9-0	9-0	-	-	-	-
41 Eric Laurent	4-0	4-0	-	-	-	-
4 Brandon Lee	10-0	10-0	-	-	-	-
18 Wesley Leftwich	22-13	9-9	10-4	3-0	-	RS
3 Drew Lock	10-6	10-6	-	-	-	-
75 A.J. Logan	13-0	10-0	3-0	RS	-	-
7 Maty Mauk	31-22	4-4	14-14	13-4	RS	-
60 Connor McGovern	46-38	10-10	14-14	14-14	8-0	RS
63 Brad McNulty	43-16	9-3	13-9	10-0	11-4	RS
6 J'Mon Moore	23-10	10-10	13-0	RS	-	-
18 Josh Moore	10-0	10-0	-	-	-	-
25 Donavin Newsom	34-12	10-10	14-2	10-0	RS	-
71 Kevin Pendleton	2-0	2-0	-	-	-	-
11 Aarion Penton	37-24	10-10	13-12	14-2	-	-
9 Eddie Printz	12-0	9-0	3-0	RS	-	-
10 Jason Reese	23-0	10-0	13-0	RS	-	-
16 Thomas Richard	2-0	2-0	-	-	-	-
6 Tavon Ross	8-0	8-0	-	-	-	-
72 Clay Rhodes	1-0	1-0	1-0	RS	-	-
30 Michael Scherer	38-24	10-10	14-14	14-0	RS	-
22 Anthony Sherrills	24-10	10-10	14-0	RS	-	-
21 Ian Simon	48-32	10-10	14-14	14-8	10-0	-
36 Morgan Steward	15-0	3-0	-	12-0	RS	-
31 Finis Stribling IV	4-0	4-0	-	-	-	-
8 Thomas Wilson	21-0	10-0	11-0	-	-	-
14 Ray Wingo	9-0	9-0	-	-	-	-
29 Ish Witter	22-1	10-1	12-0	-	-	-

### MOST GAMES PLAYED

Andrew Baggett	50
Evan Boehm	50
Kentrell Brothers	49
Ian Simon	48
Russell Hansbrough	46
Connor McGovern	46
Brad McNulty	43

### MOST STARTS

Evan Boehm	50
Kentrell Brothers	38
Connor McGovern	38
Ian Simon	32

### CONSECUTIVE GAMES PLAYED STREAK

Evan Boehm	50
Andrew Baggett	50

**BOEHM**  
TEAM-BEST 50  
CONSECUTIVE  
STARTS

### CONSECUTIVE STARTS

Evan Boehm	50
Kentrell Brothers	38
Connor McGovern	38

**SEASON/CAREER HIGHS - OFFENSE**

**#2 NATE BROWN // WR**
**SEASON**

**Catches:** 6 - vs. SC (10/3)  
**Yards:** 69 - vs. SEMO (9/5)  
**TDs:** 2 - vs. SC (10/3)  
**Long:** 33 - at UGA (10/17)

**CAREER**

**Catches:** 6 - vs. SC (10/3/15)  
**Rec. Yards:** 69 - vs. SEMO (9/5/15)  
**TDs:** 2 - vs. SC (10/3/15)  
**Long:** 33 - at UGA (10/17/15)


**#17 DESEAN BLAIR // WR**
**SEASON**

**Catches:** 1 - vs. SEMO (9/5)  
**Yards:** 21 - vs. SEMO (9/5)  
**TDs:** NA  
**Long:** 21 - vs. SEMO (9/5)

**CAREER**

**Catches:** 1 - vs. SEMO (9/5/15)  
**Rec. Yards:** 21 - vs. SEMO (9/5/15)  
**TDs:** NA  
**Long:** 21 - vs. SEMO (9/5/15)


**#80 SEAN CULKIN // TE**
**SEASON**

**Catches:** 5 - at ASU (9/12)  
**Yards:** 46 - at ASU (9/12)  
**TDs:** 1 - at ASU (9/12)  
**Long:** 21 - at ASU (9/12)

**CAREER**

**Catches:** 5 - at ASU (9/12/15)  
**Rec. Yards:** 46 - at ASU (9/12/15)  
**TDs:** 1 - twice, MR at ASU (9/12/15)  
**Long:** 21 - at ASU (9/12/15)


**#15 KEYON DILOSA // WR**
**SEASON**

**Catches:** 3 - twice  
**Yards:** 25 - vs. SEMO (9/5)  
**TDs:** NA  
**Long:** 16 - at UK (9/26)

**CAREER**

**Catches:** 3 - twice, MR at UK (9/26/15)  
**Yards:** 25 - vs. SEMO (9/5/15)  
**TDs:** NA  
**Long:** 16 - at UK (9/26/15)


**#32 RUSSELL HANSBROUGH // TB**
**SEASON**

**Rushes:** 26 - vs. BYU (11/15)  
**Yards:** 117 - vs. BYU (11/15)  
**TDs:** 1 - vs. MSU (11/5)  
**Long:** 24 - vs. SC (10/3)  
**Catches:** 4 - at Vandy (10/24)

**CAREER**

**Rushes:** 26 - vs. BYU (11/15)  
**Yards:** 199 - at Texas A&M (11/15/14)  
**TDs:** 3 - at S. Carolina (9/27/14)  
**Long:** 78 - vs. Minnesota (1/1/15)  
**Catches:** 4 - at Vandy (10/24/15)


**#41 ERIC LAURENT // WR**
**SEASON**

**Catches:** 1 - vs. UConn (9/19)  
**Yards:** 4 - vs. UConn (9/19)  
**TDs:** NA  
**Long:** NA

**CAREER**

**Catches:** 1 - vs. UConn (9/19/15)  
**Yards:** 4 - vs. UConn (9/19/15)  
**TDs:** NA  
**Long:** NA


**#18 WESLEY LEFTWICH // WR**
**SEASON**

**Catches:** 3 - three times  
**Yards:** 44 - at UK (9/26)  
**TDs:** 1 - at ASU (9/12)  
**Long:** 32 - at ASU (9/12)

**CAREER**

**Catches:** 3 - four times, MR at Vandy (10/24/15)  
**Yards:** 44 - at UK (9/26/15)  
**TDs:** 1 - at ASU (9/12/15)  
**Long:** 32 - at ASU (9/12/15)


**#3 DREW LOCK // QB**
**SEASON**

**Comp.:** 21 - vs. SC (10/3)  
**Att.:** 39 - vs. UF (10/10)  
**Yards:** 244 - vs. BYU (11/14)  
**TDs:** 2 - vs. SC (10/3)  
**Long:** 78 - vs. SEMO (10/3)

**CAREER**

**Comp.:** 21 - vs. SC (10/3/15)  
**Att.:** 39 - vs. UF (10/10/15)  
**Yards:** 244 - vs. BYU (11/14/15)  
**TDs:** 2 - vs. SC (10/3/15)  
**Long:** 78 - vs. SEMO (9/5/13)


**#J'MON MOORE // WR**
**SEASON**

**Catches:** 6 - vs. UConn (9/19)  
**Yards:** 74 - vs. SEMO (9/5)  
**TDs:** 1 - three times  
**Long:** 32 - vs. UF (10/10)

**CAREER**

**Catches:** 6 - vs. UConn - 9/19/15)  
**Yards:** 74 - vs. SEMO (9/5/15)  
**TDs:** 1 - three times, MR vs. BYU (11/14/15)  
**Long:** 32 - vs. UF (10/0/15)


**#10 JASON REESE // TE**
**SEASON**

**Catches:** 6 - vs. SC (10/3)  
**Yards:** 47 - vs. SC (10/3)  
**TDs:** NA  
**Long:** 21 - at UK (9/26)

**CAREER**

**Catches:** 6 - vs. SC (10/3)  
**Rec. Yards:** 47 - vs. SC (10/3)  
**TDs:** NA  
**Long:** 21 - at Kentucky (9.26)


**#29 ISH WITTER // TB**
**SEASON**

**Rushes:** 17 - twice  
**Yards:** 98 - vs. SC (10/3)  
**TDs:** 1 - vs. SC (10/3)  
**Long:** 20 - vs. UConn (9/19)  
**Catches:** 3 - vs. (9/19)

**CAREER**

**Rushes:** 17 - twice, MR vs. SC (10/3/15)  
**Yards:** 98 - vs. SC (10/3/15)  
**TDs:** 1 - twice, MR vs. SC (10/3/15)  
**Long:** 17 - twice, MR vs. MSU (11/5/15)  
**Catches:** 3 - vs. UConn (9/19/15)

**CAREER HIGHS - DEFENSE**

**#97 JOSH AUGUSTA // DT**
**SEASON**

**Tackles:** 4 - vs. MSU (11/5)  
**TFL:** 2.0 - twice  
**Sacks:** NA  
**INT:** NA  
**FF:** NA

**CAREER**

**Tackles:** 4 - at Tennessee (11/22/14)  
**TFL:** 2.0 - three times, MR vs. MSU (11/5/15)  
**Sacks:** 1.0 - three times  
**INT:** 1 - vs. UCF (9/13/14)  
**FF:** 2 - at UT (11/22/14)


**#10 KENTRELL BROTHERS // LB**
**SEASON**

**Tackles:** 17 - at UGA (10/17)  
**TFL:** 1.5 - four times  
**Sacks:** 1.0 - twice  
**INT:** 2 - at ASU (9/12)  
**FR:** 1 - vs. BYU (11/14)  
**PBU:** 1 - vs. UConn (9/19)

**CAREER**

**Tackles:** 17 - at UGA (10/17/15)  
**TFL:** 2.0 - vs. S. Carolina (9/27/14)  
**Sacks:** 1 - four times, MR at Vandy (10/24/15)  
**INT:** 2 - at ASU (9/12/15)  
**FF:** 1 - three times


**#3 CORTLAND BROWNING // S**
**SEASON**

**Tackles:** 3 - at UK (9/26)  
**TFL:** NA  
**Sacks:** NA  
**INT:** NA  
**FF:** NA

**CAREER**


**Tackles:** 3 - at UK (9/26/15)  
**TFL:** NA  
**Sacks:** NA  
**INT:** NA  
**FF:** 1NA


**#7 KENYA DENNIS // CB**
**SEASON**

**Tackles:** 6 - vs. SC (10/3)  
**TFL:** 1.0 - vs. SEMO (9/5)  
**Sacks:** 1.0 - vs. SEMO (9/5)  
**INT:** 1 - vs. SC (10/3)  
**FF:** NA  
**PBU:** 1 - four times

**CAREER**

**Tackles:** 8 - at Florida (10/18/14)  
**TFL:** 2.0 - vs. Kentucky (10/25/14)  
**Sacks:** 1 - twice, MR vs. SEMO (9/5/15)  
**INT:** 1 - twice, MR vs. SC (10/3/15)  
**FF:** 1 - at Florida (10/18/14)


**#1 JOHN GIBSON // CB**
**SEASON**

**Tackles:** 3 - twice  
**TFL:** NA  
**Sacks:** NA  
**INT:** 1 - at ASU (9/12)  
**FF:** NA  
**PBU:** 1 - twice

**CAREER**

**Tackles:** 5 - at Tennessee (11/22/14)  
**TFL:** 0.5 - twice, MR vs. Arkansas (11/28/14)  
**Sacks:** NA  
**INT:** 1 - twice, MR at ASU (9/12/15)  
**FF:** NA


**#91 CHARLES HARRIS // DE**
**SEASON**

**Tackles:** 9 - at UGA (10/17)  
**TFL:** 4.5 - at ASU (9/12)  
**Sacks:** 2.0 - at ASU (9/12)  
**INT:** NA  
**FF:** 1 - twice  
**QBH:** 4 - vs. BYU (11/14)

**CAREER**

**Tackles:** 9 - at UGA (10/17/15)  
**TFL:** 4.5 - at ASU (9/12/15)  
**Sacks:** 2.0 - at ASU (9/12/15)  
**INT:** NA  
**FF:** 1 - twice, MR at Vandy (10/24/15)


**#95 RICKEY HATLEY // DT**
**SEASON**

**Tackles:** 5 - vs. UF (10/10)  
**TFL:** 1.5 - vs. SEMO (9/5)  
**Sacks:** NA  
**INT:** NA  
**FF:** NA

**CAREER**

**Tackles:** 5 - vs. UF (10/10/15)  
**TFL:** 1.5 - vs. SEMO (9/5/15)  
**Sacks:** 1.0 - vs. UCF (9/13/14)  
**INT:** NA  
**FF:** 1 vs. UCF (9/13/14)


**#25 DONAVIN NEWSOM // LB**
**SEASON**

**Tackles:** 8 - at UGA (10/17)  
**TFL:** 2.0 - twice  
**Sacks:** 1.0 - twice  
**INT:** NA  
**FF:** 1 - vs. MSU (11/5)  
**PBU:** 1 - twice

**CAREER**


**Tackles:** 8 - at UGA (10/17/15)  
**TFL:** 2.0 - at UK (9/26)  
**Sacks:** 1.0 - at UK (9/26)  
**INT:** NA  
**FF:** 1 - three times, MR vs. MSU (11/5/15)


**#11 AARION PENTON // CB**
**SEASON**

**Tackles:** 8 - at VU (10/24)  
**TFL:** 1.0 - twice  
**Sacks:** NA  
**INT:** NA  
**FF:** 1 - at UK (9/26)  
**PBU:** 3 - vs. UF (10/10)

**CAREER**

**Tackles:** 8 - at Vandy (10/24/15)  
**TFL:** 1.0 - four times, MR at UGA (10/17/15)  
**PBU:** 3 - vs. UF (10/10/15)  
**INT:** 1 - three times, MR vs. Kentucky (11/1/14)  
**FF:** 1 - vs. Georgia (10/11/14)


**#30 MICHAEL SCHERER // LB**
**SEASON**

**Tackles:** 12 - at UGA (10/17)  
**TFL:** 3.0 - at ASU (9/12)  
**Sacks:** NA  
**PBU:** 1 - twice  
**FR:** 1 - vs. BYU (11/14)  
**QBH:** 1 - twice

**CAREER**

**Tackles:** 13 - twice, MR vs. Kentucky (11/1/14)  
**TFL:** 3.0 - at ASU (9/12/15)  
**Sacks:** 0.5 at Tennessee (11/22/15)  
**INT:** NA  
**FF:** 1 - vs. Alabama (12/6/14)


**#21 IAN SIMON // S**
**SEASON**

**Tackles:** 9 - at UGA (10/17)  
**TFL:** NA  
**Sacks:** NA  
**INT:** 1 - twice  
**FR:** 1 - vs. SEMO (9/5)  
**PBU:** 1 - twice

**CAREER**

**Tackles:** 9 - at UGA (10/17/15)  
**TFL:** 1.5 - vs. Texas A&M (11/30/13)  
**Sacks:** 0.5 - at Tennessee (11/22/14)  
**INT:** 1 - four times, MR at UGA (10/17/15)  
**FF:** 1 - vs. SDSU (8/30/14)


**#22 ANTHONY SHERRILLS // S**
**SEASON**

**Tackles:** 8 - twice  
**TFL:** 2.5 - vs. MSU (11/5)  
**PBU:** 3 - at PBU (10/17)  
**INT:** 1 - vs. UConn (9/19)  
**FF:** 1 - vs. UConn (9/19)  
**FR:** 1 - vs. UConn (9/19)

**CAREER**

**Tackles:** 8 - twice, MR at Vandy (10/24/15)  
**TFL:** 2.5 - vs. MSU (11/5)  
**PBU:** 3 - vs. UGA (10/17/15)  
**INT:** 1 - vs. UConn (9/19/15)  
**FF:** 1 - vs. UConn (9/19/15)



**CAREER HIGHS - DEFENSE**

**#16 MARCELL FRAZIER // DT**
**SEASON**

**Tackles:** 3 - twice  
**TFL:** 1.5 - at ASU (9/12)  
**Sacks:** 1.0 - twice  
**QBH:** 1 - three times  
**FF:** 1 - vs. BYU (11/14)

**CAREER**

**Tackles:** 3 - twice, MR vs. MSU (11/5)  
**TFL:** 1.5 - at ASU (9/12/15)  
**Sacks:** 1.0 - twice, MR vs. BYU (11/14/15)  
**QBH:** 1 - three times, MR vs. BYU (11/14/15)  
**FF:** 1 - vs. BYU (11/14/15)


**#56 WALTER BRADY // DE**
**SEASON**

**Tackles:** 7 - at UGA (10/17)  
**TFL:** 2.0 - twice  
**Sacks:** 2.0 - twice  
**QBH:** 1 - twice  
**FR:** 1 - at VU (10/24)  
**INT:** 1 - vs. SC (10/3)

**CAREER**

**Tackles:** 7 - at UGA (10/17/15)  
**TFL:** 2.0 - twice, MR vs. S. Carolina (10/3/15)  
**Sacks:** 2.0 - twice, MR vs. S. Carolina (10/3/15)  
**PBU:** 1 - at Vandy (10/24/15)  
**INT:** 1 - vs. SC (10/3)


**#40 CLARENCE GREEN // LB**
**SEASON**

**Tackles:** 8 - at UK (9/26)  
**TFL:** 0.5 - at UK (9/26)  
**Sacks:** NA  
**INT:** NA  
**FF:** NA  
**PBU:** 1 - at VU (10/24)

**CAREER**

**Tackles:** 8 - at UK (9/26/15)  
**TFL:** 0.5 - at UK (9/26/15)  
**Sacks:** NA  
**INT:** NA  
**FF:** 1NA


**#34 JOEY BURKETT // LB**
**SEASON**

**Tackles:** 6 - vs. SEMO (9/5)  
**TFL:** NA  
**Sacks:** NA  
**INT:** NA  
**FF:** NA  
**PBU:** NA

**CAREER**

**Tackles:** 6 - vs. SEMO (9/5/15)  
**TFL:** NA  
**Sacks:** NA  
**INT:** NA  
**FF:** NA


**#8 THOMAS WILSON // S**
**SEASON**

**Tackles:** 3 - twice, MR at VU (10/24)  
**TFL:** NA  
**Sacks:** NA  
**INT:** NA  
**FR:** 1 - vs. MSU (11/5)  
**PBU:** NA

**CAREER**

**Tackles:** 3 - four times, MR at Vandy (10/24/15)  
**TFL:** 1.0 - at Tennessee (11/22/14)  
**Sacks:** NA  
**INT:** NA  
**PBU:** 1 - vs. SDSU (8/30/14)


**#88 NATE HOWARD // DE**
**SEASON**

**Tackles:** 2 - three times  
**TFL:** 1.5 - vs. SEMO (9/5)  
**Sacks:** NA  
**INT:** NA  
**FF:** NA  
**QBH:** NA

**CAREER**

**Tackles:** 2 - three times, MR vs. MSU (11/5/15)  
**TFL:** 1.5 - vs. SEMO (9/5/15)  
**Sacks:** NA  
**INT:** NA  
**FF:** NA


**#79 TERRY BECKNER // DT**
**SEASON**

**Tackles:** 7 - at VU (10/24)  
**TFL:** 2.0 - at VU (10/24)  
**Sacks:** 1.0 - three times  
**INT:** NA  
**FR:** 1 - vs. MSU (11/5)

**CAREER**

**Tackles:** 7 - at Vandy (10/24/15)  
**TFL:** 2.0 - at Vandy (10/24/15)  
**Sacks:** 1.0 - three times, MR at Vandy (10/24/15)  
**INT:** NA  
**FR:** 1 - vs. MSU (11/5/15)



# FAUROT FIELD AT MEMORIAL STADIUM (71,168 CAPACITY)



Mizzou's gameday home is Memorial Stadium/Faurot Field. Here are some facts associated with the stadium.

- Opened in 1926
- Built for a cost of \$350,000
- Initial seating capacity was 25,000
- Named Memorial Stadium in honor of the 112 Mizzou graduates and students who died in World War I
- The Rock M overlooking the North endzone debuted in 1927, and was assembled by the freshman class
- Seating capacity is 71,168 in 2015
- MU all-time record at Memorial Stadium is 279-177-20 (60.7%) in 89 seasons.
- Field was named Faurot Field in 1972 in honor of Hall of

Fame Coach Don Faurot (fuh-ROE)

- Approximately \$50 million of construction investment provided new amenities prior to 2014, including:
  - East side addition which added a new upper deck (called the Tiger Deck), which added 4,500 seats
  - A new club/lounge level (called the Columns Club) complete with outdoor loge seating and two suites
  - New lighting towers
  - Ribbon/message boards on both the east and west sides
  - Newly-created tailgating area beyond the southwest corner of the stadium called Truman's Terrace





## MIZZOU - THE LAST TIME IT HAPPENED...

### RUSHING

30 attempts	45 - Zain Gilmore vs. Texas Tech, 10/30/99
25 attempts	26 - Russell Hansbrough vs. BYU, 11/14/15
200 yards	263 - Henry Josey vs. Western Illinois, 9/17/11
3 TDs	Russell Hansbrough at South Carolina, 9/27/14
4 TDs	Tony Temple vs. Arkansas (Cotton Bowl), 1/1/08
50+ yard rush	68 - Russell Hansbrough vs. Indiana, 9/20/14
75+ yard rush	86 - Henry Josey at Kentucky, 11/9/13
Two 100-yard performances (same game)	115 - Henry Josey vs. Murray State, 8/31/13
Four consecutive 100-yard games (same season)	104 - Russell Hansbrough vs. Murray State, 8/31/13
	Henry Josey
	129 vs. Iowa State, 10/15/11
	138 vs. Oklahoma State, 10/22/11
	162 at Texas A&M, 10/29/11
	132 at Baylor, 11/5/11

### PASSING

30-39 attempts	39 - Drew Lock vs. Florida, 10/10/15
40-49 attempts	42 - Maty Mauk vs. Arkansas, 11/28/14
50 attempts	51 - James Franklin at Florida, 11/3/12
30-39 completions	32 - James Franklin at Indiana, 9/21/13
300 yards	331 - Maty Mauk vs. Indiana, 9/20/14
400 yards	434 - Blaine Gabbert vs. Iowa, 12/28/10
75+ yard completion	78 - Drew Lock vs. SEMO, 9/5/15
Two QBS over 100 yards	Maty Mauk, 181; Drew Lock 138 vs. SEMO, 9/5/15
3 TDs	Maty Mauk vs. South Dakota State, 8/30/14
4 TDs	Maty Mauk vs. UCF, 9/13/14
5 TDs	Maty Mauk at Toledo, 9/6/14
4 interceptions	Maty Mauk vs. Georgia, 10/11/14
5 interceptions	Terry McMillan vs. Penn State, 1/1/70
6 interceptions	Kent Kiefer vs. Miami (Fla), 9/23/89

### RECEIVING

10+ receptions	12 - Bud Sasser vs. Indiana, 9/20/14
150 yards	153 - Bud Sasser vs. Indiana, 9/20/14
75+ yard reception	78 (TD) - Tyler Hunt vs. SEMO, 9/5/15
Two 100-yard performances (same game)	101 (10) - Marcus Lucas at Indiana, 9/21/13
Three 100-yard performances (same game)	105 (8) - Dorial Green-Beckham at Indiana, 9/21/13
	172 (6) - Jeremy Maclin vs. Nevada, 9/13/08
	127 (6) - Chase Coffman vs. Nevada, 9/13/08
	100 (6) - Tommy Saunders vs. Nevada, 9/13/08
3 TDs	Danario Alexander at Kansas State, 11/14/09
4 TDs	Dorial Green-Beckham at Kentucky, 11/9/13

### DEFENSIVE

15+ tackles	15 - Kentrell Brothers vs. Florida, 10/10/15
3.0+ sacks	3.0 - Michael Sam vs. Florida, 10/19/13
3.0+ TFL	4.5 - Charles Harris at Arkansas State, 9/12/15
4.0+ TFL	4.5 - Charles Harris at Arkansas State, 9/12/15

### TOTAL OFFENSE (RUSHING & PASSING)

400+ yards	404 - James Franklin at Indiana, 9/21/13
300-399 yards	363 - Maty Mauk vs. Indiana, 9/20/14

### FIELD GOALS

50 yards	52, 50 - Andrew Baggett vs. Arkansas, 11/28/14
4 FG made	4 - Grant Ressel vs. Kansas, 11/28/09
5 FG made	5 - Andrew Baggett vs. Florida, 10/19/13
6 FG attempted	7 - Tom Whelihan vs. Oklahoma State, 11/16/85

### TOUCHDOWN RETURNS (YARDAGE)

Kickoff	96 - Marcus Murphy at Florida, 10/18/14
Punt	82 - Marcus Murphy at Florida, 10/18/14
Interception	46 - Darwin Ruise at Florida, 10/18/14
Fumble	21 - Markus Golden at Florida, 10/18/14
Blocked Field Goal	70 - Carlos Posey vs. West Virginia, 12/26/98
Blocked Punt	41 - Aarion Penton vs. SEMO, 9/5/15

### TEAM

Shut out opponent at Faurot Field	69-0 vs. Western Illinois, 9/17/11
Shut out opponent on the road	14-0 at Iowa State, 11/20/10
Shut out opponents, back-to-back	27-0 at Kansas State, 10/8/66
	7-0 vs. Oklahoma, 10/15/66
Won in overtime	51-48 (4 OT) at Tennessee, 11/10/12
Blocked a punt	vs. Mississippi State (Kentrell BrotherS), 11/5/15
Block a field goal	at Toledo (Harold Brantley), 9/6/14
Block a PAT	vs. UConn (Kentrell Brothers), 9/19/15
Scored a safety	vs. UConn (Clarence Green blocked punt), 9/19/15
Game-winning field goal	35 yards, Andrew Baggett at Tennessee, 11/10/12
Scored 50 points	51-28 win at Vanderbilt, 10/5/13
Scored 60 points	62-10 win vs. SE Louisiana, 9/1/12
600 yards of total offense	623 at Indiana, 9/21/13
700 yards of total offense	744 vs. Western Illinois, 9/17/11

## OPPONENT - THE LAST TIME IT HAPPENED...

### RUSHING

30+ attempts	38 - Nick Chubb, Georgia, 10/11/14
200 yards	304 - Tre Mason, Auburn, 12/7/13
300 yards	304 - Tre Mason, Auburn, 12/7/13
3 TDs	Kareem Hunt, Toledo, 9/6/14
4 TDs	Tre Mason, Auburn, 12/7/13
Two 100-yard performances (same game)	304 - Tre Mason, Auburn, 12/7/13
	101 - Nick Marshall, Auburn, 12/7/13

### PASSING

40-49 attempts	41 - Tanner Mangum, BYU, 11/14/15
50+ attempts	57 - Clint Chelf, Oklahoma State, 1/3/14
30-39 completions	33 - Clint Chelf, Oklahoma State, 1/3/14
40+ completions	44 - Graham Harrell, Texas Tech, 10/20/07
400 yards	404 - Tyler Bray, Tennessee, 11/10/12
500 yards	510 - Kliff Kingsbury, Texas Tech, 10/19/02
4 TDs	Dak Prescott, Mississippi State, 11/5/15
5 TDs	Juice Williams, Illinois, 8/30/08

### RECEIVING

10+ receptions	11 - Fred Ross, Mississippi State, 11/5/15
200+ yards	244 - Alec Lemon, Syracuse, 11/17/12
175-199 yards	180 - Aaron Pflugrad, Arizona State, 9/9/11
150-174 yards	163 - Tevin Reese, Baylor, 11/5/11
2 TDs	De'Runnya Wilson, Mississippi State, 11/5/15
3 TDs	Ryan Broyles, Oklahoma, 9/24/11
Two 100-yard performances (same game)	115 - Fred Ross, Mississippi State, 11/5/15
	102 - De'Runnya Wilson - Mississippi State, 11/5/15

### TOTAL OFFENSE (RUSHING & PASSING)

500 yards	506 - Todd Reesing, Kansas, 11/28/09
400 yards	439 - Johnny Manziel, Texas A&M, 11/24/12

### FIELD GOALS

50+ yards	52 - Cody Parkey, Auburn, 12/7/13
4 FG made	Brian Davis, Arkansas State, 9/28/13
3 FG made	Jeremiah Detmer, Toledo, 9/7/13

### TOUCHDOWN RETURNS (YARDAGE)

Kickoff	100 - Solomon Patton, Florida, 10/19/13
Punt	0 (In Endzone) - Malcolm Williams, Texas, 10/24/09
Interception	40 - Jalen Tabor, Florida, 10/10/15
Fumble	12 - Curtis Lofton, Oklahoma, 10/13/07

### TEAM

Shut out Mizzou at Faurot Field	34-0 vs. Georgia, 10/11/14
Shut out Mizzou on road	66-0 at Kansas State, 11/20/99
Scored 30-39 points	31 - Mississippi State, loss, 11/5/15
Scored 40-49 points	48, Tennessee, won, 11/10/12
Scored 50-59 points	59 - Auburn, loss, 12/7/13
Scored 60+ points	62 - Oklahoma, loss, 12/6/08
Scored safety	Vanderbilt, at Faurot, 10/6/12



## 2015 STARTING LINEUPS

OFFENSE	TE	LT	LG	C	RG	RT	QB	TB	X-WR	H-WR	Z-WR
vs. SEMO (9/5)	Culkin	McGovern	Abeln	Boehm	Hall	Crawford	Mauk	Hansbrough	Moore	Brown	Dilosa
at Ark. St. (9/12)	Culkin	McGovern	Abeln	Boehm	Hall	Crawford	Mauk	Hansbrough	Moore	Brown	Leftwich
vs. UConn (9/19)	Culkin	McGovern	Chappell	Boehm	Hall	Crawford	Mauk	Witter	Moore	Brown	Leftwich
at UK (9/26)	Culkin	McGovern	Chappell	Boehm	Hall	Crawford	Mauk	Hansbrough	Moore	Brown	Leftwich
vs. SC (10/3)	Echard	McGovern	McNulty	Boehm	Hall	Chappell	Lock	Hansbrough	Moore	Brown	Leftwich
vs. UF (10/10)	Hilton	McGovern	McNulty	Boehm	Hall	Chappell	Lock	Hansbrough	Moore	Brown	Leftwich
at UGA (10/17)	Culkin	McGovern	McNulty	Boehm	Hall	Chappell	Lock	Hansbrough	Moore	Brown	Leftwich
at VU (10/24)	Culkin	McGovern	Crawford	Boehm	Hall	Chappell	Lock	Hansbrough	Moore	Brown	Leftwich
vs. MSU (11/5)	Culkin	McGovern	Crawford	Boehm	Hall	Chappell	Lock	Hansbrough	Moore	Brown	Leftwich
vs. BYU (11/14)	Culkin	McGovern	Crawford	Boehm	Hall	Chappell	Lock	Hansbrough	Moore	Brown	Leftwich
vs. UT (11/21)											
at Ark. (11/27)											

DEFENSE	DE	NG	DT	DE	SLB	MLB	WLB	FS	SS	CB	CB
vs. SEMO (9/5)	Frazier	Hatley	Augusta	Harris	Newsom	Scherer	Brothers	Simon	Sherrills	Dennis	Penton
at Ark. St. (9/12)	Frazier	Hatley	Augusta	Harris	Newsom	Scherer	Brothers	Simon	Sherrills	Dennis	Penton
vs. UConn (9/19)	Frazier	Hatley	Augusta	Harris	Newsom	Scherer	Brothers	Simon	Sherrills	Dennis	Penton
at UK (9/26)	Brady	Beckner	Augusta	Harris	Newsom	Scherer	Brothers	Simon	Sherrills	Dennis	Penton
vs. SC (10/3)	Brady	Beckner	Augusta	Harris	Newsom	Scherer	Brothers	Simon	Sherrills	Dennis	Penton
vs. UF (10/10)	Brady	Beckner	Augusta	Harris	Newsom	Scherer	Brothers	Simon	Sherrills	Dennis	Penton
at UGA (10/17)	Brady	Hatley	Augusta	Harris	Newsom	Scherer	Brothers	Simon	Sherrills	Dennis	Penton
at VU (10/24)	Brady	Hatley	Augusta	Harris	Newsom	Scherer	Brothers	Simon	Sherrills	Dennis	Penton
vs. MSU (11/5)	Brady	Beckner	Augusta	Harris	Newsom	Scherer	Brothers	Simon	Sherrills	Dennis	Penton
vs. BYU (11/14)	Brady	Beckner	Augusta	Harris	Newsom	Scherer	Brothers	Simon	Sherrills	Dennis	Penton
vs. UT (11/21)											
at Ark. (11/27)											

## 2015 MIZZOU SCORING DRIVES

QUARTER	TIME	SCORING PLAY (POINT[S] AFTER)	PLAYS	YARDS	TIME POSS.	SCORE MU-OPP
<b>SEMO</b>						
1st	11:28	MOORE, J'Mon 27 yd pass from MAUK, Maty (BAGGETT, Andrew kick)	5	64	1:15	7 - 0
	04:49	BROWN, Nate 23 yd pass from MAUK, Maty (BAGGETT, Andrew kick)	5	54	1:59	14 - 0
2nd	09:54	BAGGETT, Andrew 39 yd field goal	8	48	3:15	17 - 0
3rd	10:55	BAGGETT, Andrew 23 yd field goal	10	76	3:58	20 - 3
	00:22	PENTON, Aaron 41 yd blocked punt return (BAGGETT, Andrew kick)	3	27	NA	27 - 3
4th	05:13	HUNT, Tyler 78 yd pass from LOCK, Drew (BAGGETT, Andrew kick)	5	92	1:51	34 - 3
<b>at Arkansas State</b>						
1st	08:00	Baggett, Andrew 30 yd field goal	12	60	4:14	3 - 0
	04:08	Brown, Nate 11 yd pass from Mauk, Maty (Baggett, Andrew kick)	1	11	0:07	10 - 10
3rd	05:25	Leftwich, Wesley 32 yd pass from Mauk, Maty (Baggett, Andrew kick)	6	62	2:20	17 - 17
	00:44	Culkin, Sean 21 yd pass from Mauk, Maty (Baggett, Andrew kick)	6	65	2:28	24 - 17
4th	07:10	Baggett, Andrew 41 yd field goal	8	16	2:14	27 - 20
<b>UConn</b>						
1st	07:44	Green, Clarence safety	NA	NA	NA	0 - 2
3rd	05:03	Mauk, Maty 2 yd run (Baggett, Andrew kick)	15	68	6:34	6 - 9
<b>at Kentucky</b>						
1st	03:49	Moore, J'Mon 17 yd pass from Mauk, Maty (Baggett, Andrew kick)	13	80	6:06	7 - 0
3rd	06:04	Baggett, Andrew 39 yd field goal	7	36	2:37	10 - 7
4th	03:00	Baggett, Andrew 24 yd field goal	12	68	3:15	13 - 21
<b>vs. South Carolina</b>						
1st	07:19	Brown, Nate 8 yd pass from Lock, Drew (Baggett, Andrew kick)	11	51	4:09	0 - 7
2nd	13:42	Baggett, Andrew 21 yd field goal	11	72	3:29	3 - 10
	04:48	Brown, Nate 9 yd pass from Lock, Drew (Baggett, Andrew kick)	1	65	4:32	10 - 17
3rd	03:36	Witter, Ish 1 yd run (Baggett, Andrew kick)	7	31	2:41	10 - 24
<b>vs. Florida</b>						
1st	07:33	Baggett, Andrew 21 yd field goal	7	62	1:58	7 - 3
<b>at Georgia</b>						
1st	12:40	Baggett, Andrew 20 yd field goal	4	1	1:57	3-0
	00:07	Baggett, Andrew 24 yd field goal	12	84	5:11	6-3
<b>at Vanderbilt</b>						
2nd	00:49	Baggett, Andrew 35 yd field goal	4	3	1:17	7-3
<b>vs. Mississippi State</b>						
1st	02:00	Baggett, Andrew 31 yd field goal	7	34	2:44	7 - 3
2nd	07:05	Baggett, Andrew 35 yd field goal	4	7	1:50	7 - 6
	01:50	Hansbrough, R. 14 yd run (Baggett, Andrew kick)	10	77	4:08	14 - 13
<b>vs. BYU</b>						
1st	00:56	Baggett, Andrew 23 yd field goal	12	68	5:22	3-0
	00:54	Baggett, Andrew 34 yd field goal	18	65	6:29	6-3
4th	13:03	Moore, J'Mon 4 yd pass from Lock, Drew (Baggett, Andrew kick)	13	79	8:09	13-10
	10:03	Hunt, Tyler 1 yd run (Baggett, Andrew kick)	6	16	2:46	20-10
<b>vs. Tennessee</b>						
<b>at Arkansas</b>						

## 2015 SEASON HONORS

### EVAN BOEHM // C // SR

*Preseason*

All-SEC Third Team (AP)

All-SEC Third Team (Coaches)

Rimington Watch List

Outland Watch List

### KENTRELL BROTHERS // LB // SR

*Preseason*

All-SEC Second Team (Coaches)

All-SEC Third Team (AP)

Bednarik Award Watch List

Nagurski Award Watch List

Butkus Award Watch List

SEC Defensive Player of the Week (9/14)

### WALTER BRADY // DE // RS FR

Hendricks Award Midseason Watchlist

### COREY FATONY // P // FR

Ray Guy Player of the Week (10/13)

Ray Guy Award Watch List (Oct. 30)

### RUSSELL HANSBROUGH // RB // SR

*Preseason*

All-SEC Third Team (Coaches)

Maxwell Award Watch List

Doak Walker Award Watch List

Earl Campbell Tyler Rose Award Watch List

### CHARLES HARRIS // DE // RS SO

Bednarik Award Watch List

Hendricks Award Midseason Watch List

### TYLER HUNT // RB // SR

Burlsworth Award Nominee

### MATY MAUK // QB // RS-JR

*Preseason*

All-SEC Second Team (Coaches)

Maxwell Award Watch List

Manning Award Watch List

### GARY PINKEL // HEAD COACH

*Preseason*

Dodd Trophy Watch List

# MIZZOU'S 2015 OPPONENTS

## SEMO (4-6)

Date	Opponent	Score/Time
Sept. 5	@ Mizzou	L, 34-3
Sept. 12	Southern Illinois	W, 27-24
Sept. 19	@ Indiana State	L, 29-28
Sept. 26	Shorter	L, 26-21
Oct. 3	Murray State	W, 27-10
Oct. 10	@ E. Illinois	L, 33-28
Oct. 17	E. Kentucky	L, 27-10
Oct. 24	OPEN	
Oct. 31	Tennessee Tech	W, 38-17
Nov. 7	@ Austin Peay	W, 44-15
Nov. 14	@ Jacksonville St.	L, 56-28
Nov. 21	UT Martin	1 p.m.

## ARKANSAS STATE (7-3)

Date	Opponent	Score/Time
Sept. 5	@ USC	L, 55-6
Sept. 12	Mizzou	L, 27-20
Sept. 19	vs. Missouri State	W, 70-7
Sept. 26	@ Toledo	L, 37-7
Oct. 3	vs. Idaho	W, 49-35
Oct. 13	@ South Alabama	W, 49-31
Oct. 20	vs. Louisiana-Lafayette	W, 37-27
Oct. 31	vs. Georgia State	W, 48-34
Nov. 5	@ Appalachian State	W, 40-27
Nov. 14	at UL-Monroe	W, 59-21
Nov. 21	OPEN	
Nov. 28	at New Mexico State	TBD
Dec. 5	vs. Texas State	TBD

## UCONN (5-5)

Date	Opponent	Score/Time
Sept. 3	Villanova	W, 20-15
Sept. 12	Army	W, 22-17
Sept. 19	@ Mizzou	L, 9-6
Sept. 26	vs. Navy	L, 28-18
Oct. 2	@ BYU	L, 30-13
Oct. 10	@ UCF	W, 40-13
Oct. 17	vs. USF	L, 28-20
Oct. 24	@ Cincinnati	L, 37-13
Oct. 30	vs. ECU	W, 31-13
Nov. 7	@ Tulane	W, 7-3
Nov. 14	OPEN	
Nov. 21	vs. Houston	TBD
Nov. 28	@ Temple	TBD

## KENTUCKY (4-6)

Date	Opponent	Score/Time
Sept. 5	Louisiana-Lafayette	W, 40-33
Sept. 12	@ South Carolina	W, 26-22
Sept. 19	Florida	L, 14-9
Sept. 26	Mizzou	W, 21-13
Oct. 3	E. Kentucky	W, 34-27
Oct. 15	Auburn	L, 30-27
Oct. 24	@ Mississippi State	L, 42-16
Oct. 31	Tennessee	L, 52-21
Nov. 7	at Georgia	L, 27-3
Nov. 14	@ Vanderbilt	L, 21-17
Nov. 21	Charlotte	TBD
Nov. 28	Louisville	TBD

## SOUTH CAROLINA (3-7)

Date	Opponent	Score/Time
Sept. 3	North Carolina	W, 17-13
Sept. 12	Kentucky	L, 26-22
Sept. 19	@ Georgia	L, 52-20
Sept. 26	vs. UCF	W, 31-14
Oct. 3	@ Mizzou	L, 24-10
Oct. 10	vs. LSU	L, 45-24
Oct. 17	vs. Vanderbilt	W, 19-10
Oct. 24	OPEN	
Oct. 31	@ Texas A&M	L, 35-28
Nov. 7	@ Tennessee	L, 27-24
Nov. 14	vs. Florida	L, 24-14
Nov. 21	The Citadel	TBD
Nov. 28	vs. Clemson	TBD

## FLORIDA (9-1)

Date	Opponent	Score/Time
Sept. 5	New Mexico State	W, 61-13
Sept. 12	ECU	W, 31-24
Sept. 19	@ Kentucky	W, 14-9
Sept. 26	Tennessee	W, 28-27
Oct. 3	Ole Miss	W, 38-10
Oct. 10	@ Mizzou	W, 21-3
Oct. 17	@ LSU	L, 35-28
Oct. 24	OPEN	
Oct. 31	Georgia	W, 27-3
Nov. 7	Vanderbilt	W, 9-7
Nov. 14	@ South Carolina	W, 24-14
Nov. 21	FAU	TBD
Nov. 28	Florida State	TBD

## GEORGIA (7-3)

Date	Opponent	Score/Time
Sept. 5	UL-Monroe	W, 51-14
Sept. 12	@ Vanderbilt	W, 31-14
Sept. 19	vs. South Carolina	W, 52-20
Sept. 26	Southern	W, 48-6
Oct. 3	Alabama	L, 38-10
Oct. 10	@ Tennessee	L, 38-31
Oct. 17	Mizzou	W, 9-6
Oct. 24	OPEN	
Oct. 31	Florida	L, 27-3
Nov. 7	Kentucky	W, 27-3
Nov. 14	@ Auburn	W, 20-13
Nov. 21	Georgia Southern	TBD
Nov. 28	@ Georgia Tech	TBD

## VANDERBILT (4-6)

Date	Opponent	Score/Time
Sept. 3	Western Kentucky	L, 14-12
Sept. 12	Georgia	L, 31-14
Sept. 19	vs. Austin Peay	W, 47-7
Sept. 26	@ Ole Miss	L, 27-16
Oct. 3	@ Middle Tennessee	W, 17-13
Oct. 10	OPEN	
Oct. 17	@ South Carolina	L, 19-10
Oct. 24	vs. Mizzou	W, 10-3
Oct. 31	@ Houston	L, 34-0
Nov. 7	@ Florida	L, 9-7
Nov. 14	Kentucky	W, 21-17
Nov. 21	Texas A&M	TBD
Nov. 28	@ Tennessee	TBD

## MISSISSIPPI STATE (7-3)

Date	Opponent	Score/Time
Sept. 5	@ Southern Miss	W, 34-16
Sept. 12	LSU	L, 21-19
Sept. 19	Northwestern State	W, 62-13
Sept. 26	@ Auburn	W, 17-9
Oct. 3	@ Texas A&M	L, 30-17
Oct. 10	Troy	W, 45-17
Oct. 17	LA Tech	W, 45-20
Oct. 24	Kentucky	W, 42-16
Oct. 31	OPEN	
Nov. 5	@ Mizzou	W, 31-13
Nov. 14	Alabama	L, 31-3
Nov. 21	@ Arkansas	TBD
Nov. 28	Ole Miss	TBD

## BYU (7-3)

Date	Opponent	Score/Time
Sept. 5	@ Nebraska	W, 33-28
Sept. 12	Boise State	W, 35-24
Sept. 19	@ UCLA	L, 24-23
Sept. 26	@ Michigan	L, 31-0
Oct. 2	UConn	W, 30-13
Oct. 10	ECU	W, 45-38
Oct. 16	Cincinnati	W, 38-24
Oct. 24	Wagner	W, 70-6
Oct. 31	OPEN	
Nov. 6	@ San Jose State	W, 17-16
Nov. 14	Mizzou (Kansas City)	L, 20-16
Nov. 21	Fresno State	TBD
Nov. 28	at Utah State	2:30 p.m.

## TENNESSEE (6-4)

Date	Opponent	Score/Time
Sept. 5	Bowling Green	W, 59-20
Sept. 12	Oklahoma	L, 31-24 (2 OT)
Sept. 19	W. Carolina	W, 55-10
Sept. 26	@ Florida	L, 28-27
Oct. 3	Arkansas	L, 24-20
Oct. 10	Georgia	W, 38-31
Oct. 17	OPEN	
Oct. 24	@ Alabama	L, 19-14
Oct. 31	@ Kentucky	W, 52-21
Nov. 7	South Carolina	W, 27-24
Nov. 14	North Texas	W, 24-0
Nov. 21	@ Mizzou	TBD
Nov. 28	vs. Vanderbilt	TBD

## ARKANSAS (6-4)

Date	Opponent	Score/Time
Sept. 5	UTEP	W, 48-13
Sept. 12	Toledo	L, 16-12
Sept. 19	Texas Tech	L, 35-24
Sept. 26	Texas A&M	L, 28-21 (OT)
Oct. 3	@ Tennessee	W, 24-20
Oct. 10	@ Alabama	L, 27-14
Oct. 17	OPEN	
Oct. 24	Auburn	W, 54-46 (40T)
Oct. 31	UT Martin	W, 63-28
Nov. 7	@ Ole Miss	W, 53-52 (OT)
Nov. 14	@ LSU	W, 31-14
Nov. 21	Mississippi State	TBD
Nov. 28	Mizzou	1:30 p.m.



## EASTERN DIVISION

Team	SEC	Pct.	Overall	Pct.
Florida	7-1	.875	9-1	.900
Georgia	5-3	.625	7-3	.700
Tennessee	3-3	.500	6-4	.600
Vanderbilt	2-4	.333	4-6	.400
Kentucky	1-6	.143	4-6	.400
Missouri	1-5	.167	5-5	.500
South Carolina	1-7	.125	3-7	.300

## WESTERN DIVISION

Team	SEC	Pct.	Overall	Pct.
Alabama	6-1	.857	9-1	.900
Arkansas	4-2	.667	6-4	.600
LSU	4-2	.667	7-2	.778
Ole Miss	4-2	.667	7-3	.700
Texas A&M	3-3	.500	7-3	.700
Mississippi St.	3-3	.500	7-3	.700
Auburn	2-5	.400	5-5	.500

## MIZZOU ALL-TIME VS. 2015 OPP.

Team	W	L	T	Pct.
SEMO	3	0	0	1.000
Arkansas St.	4	0	0	1.000
UConn	1	0	0	1.000
Kentucky	3	3	0	.500
South Carolina	4	2	0	.667
Florida	3	2	0	.600
Georgia	1	4	0	.200
Vanderbilt	4	3	1	.643
Mississippi St.	2	1	0	.667
BYU	1	1	0	.000
Tennessee	3	0	0	1.000
Arkansas	4	2	0	.667
<b>Total:</b>	<b>33</b>	<b>18</b>	<b>1</b>	<b>.644</b>
<b>vs. SEC:</b>	<b>24</b>	<b>17</b>	<b>1</b>	<b>.583</b>

**ROSTER/PRONUNCIATION GUIDE**

#	Name	Pos.	Ht.	Wt.	Yr.	Hometown	High School (Previous)
1	Anthony Hines	DB	6-1	190	So.	South San Francisco, Calif.	El Camino/Coll. of San Mateo
1	Marvin Zanders	QB	6-1	185	RSFr.	Jacksonville, Fla.	Raines
2	Nate Brown	WR	6-3	205	So.	Suwanee, Ga.	North Gwinnett
3	Cortland Browning	S	6-1	205	Sr.	Tyler, Texas	Lee
3	Luke Jackson	PK	6-1	185	So.	Pensacola, Fla.	West
3	Drew Lock	QB	6-4	205	Fr.	Lee's Summit, Mo.	Lee's Summit
4	Brandon Lee	LB	6-2	220	RSFr.	Indianapolis, Ind.	Lawrence Central
4	Ryan Williams	TB	6-0	180	Fr.	Lee's Summit, Mo.	West
5	Marquise Doherty	TB	6-1	205	Fr.	Kansas City, Mo.	Winnertonka
5	John Gibson	DB	6-0	190	Jr.	Missouri City, Texas	Marshall
6	J'Mon Moore	WR	6-3	190	So.	Missouri City, Texas	Elkins
6	Tavon Ross	S	6-0	200	RSFr.	Cochran, Ga.	Bleckley County
7	Kenya Dennis	DB	5-11	200	Sr.	Leland, Miss.	Hind CC
8	Justin Smith	WR	6-7	200	Fr.	Dublin, Ga.	West Laurens
8	Thomas Wilson	S	5-10	190	So.	Suwanee, Ga.	Buford
9	Eddie Printz	QB	6-3	205	So.	Marietta, Ga.	Lassiter
9	T.J. Warren	DB	5-11	190	Fr.	Conyers, Ga.	Rockdale County
10	Kentrell Brothers	LB	6-1	235	Sr.	Guthrie, Okla.	Guthrie
10	Jason Reese	TE	6-5	250	So.	Euless, Texas	Trinity
11	Kendall Blanton	TE	6-6	250	RSFr.	Blue Springs, Mo.	South
11	Aarion Penton	DB	5-10	190	Jr.	St. Louis, Mo.	Christian Brothers
12	Tanner Hull	WR	6-0	220	So.	Kansas City, Mo.	O'Hara
12	Johnathon Johnson	WR	5-10	175	Fr.	Memphis, Tenn.	Melrose
12	Dominic Nelson	S	6-0	185	Jr.	Florissant, Mo.	Florissant
13	Corbin Berkstresser	QB	6-3	210	Sr.	Lee's Summit, Mo.	Lee's Summit
13	Spencer Williams	DL	6-3	245	RSFr.	Jacksonville, Fla.	First Coast
14	Ray Wingo	WR	5-11	180	RSFr.	St. Louis, Mo.	St. Louis University High
15	Keyon Dilosa	WR	6-3	200	RSFr.	Round Rock, Texas	Round Rock
15	Grant Jones	LB	6-3	225	RSFr.	Columbia, Mo.	Hickman
16	Brock Bondurant	S	6-2	215	Jr.	Memphis, Mo.	Scotland Co. R-1
16	Marcell Frazier	DL	6-5	265	Jr.	Portland, Ore.	Douglas/College of Siskiyou
16	Thomas Richard	WR	6-1	190	RSFr.	Nashville, Tenn.	Christ Presbyterian
17	DeSean Blair	WR	6-3	190	RSFr.	Jacksonville, Fla.	Sandalwood
18	Wesley Leftwich	WR	6-1	205	Sr.	Columbia, Mo.	Hickman
18	Josh Moore	DL	6-5	260	Fr.	Olathe, Kan.	North
19	Oke Akushe	WR	5-10	185	So.	St. Louis, Mo.	McCluer North
19	Ronnell Perkins	S	6-0	185	Fr.	St. Louis, Mo.	University City
20	Trevon Walters	TB	5-10	200	RSFr.	Bradenton, Fla.	Manatee
21	Ian Simon	S	6-0	195	Sr.	Mansfield, Texas	Legacy
21	Ish Witter	TB	5-10	190	So.	Tampa, Fla.	Alonso
22	Anthony Sherrills	DB	6-0	190	So.	Kansas City, Mo.	Hogan Prep
24	Terez Hall	LB	6-2	215	Fr.	Lithonia, Ga.	King
25	Donavin Newsom	LB	6-2	230	Jr.	St. Louis, Mo.	Parkway North
26	Jake Brents	WR	6-3	205	Jr.	Springfield, Mo.	Kickapoo
26	Corey Fatony	P	5-11	185	Fr.	Franklin, Tenn.	Franklin
28	Logan Cheadle	DB	5-10	180	So.	Lee's Summit, Mo.	West
28	Steven Spadarotto	WR	6-2	185	Fr.	Santa Maria, Calif.	Righetti
29	DeAndre McKenzie	DB	6-1	195	Sr.	Lee's Summit, Mo.	(Lee's Summit/Mo. Southern
30	Michael Scherer	LB	6-3	230	Jr.	St. Louis, Mo.	Country Day
31	Finis Stribling IV	DB	5-11	175	RSFr.	Thompson's Station, Tenn.	Independence
32	Russell Hansbrough	TB	5-9	195	Sr.	Arlington, Texas	Bowie
33	Cam Hilton	S	6-0	180	Fr.	St. Louis, Mo.	Webster Groves
34	Joey Burkett	LB	6-2	210	So.	Jefferson City, Mo.	Jefferson City
35	Tyler Hunt	TB	5-11	210	Sr.	Huntsville, Mo.	Westran
35	Zane Jacoby	S	6-4	205	Fr.	Huntsville, Mo.	Westran
36	Isaiah Pierre	S	5-9	165	RSFr.	Hollywood, Fla.	Hollywood Hills
36	Morgan Steward	TB	6-0	210	Jr.	Kansas City, Mo.	Staley
38	Eric Beisel	LB	6-3	225	So.	Fenton, Mo.	Rockwood Summit
39	Chase Abbingtion	TB	6-2	215	Jr.	St. Louis, Mo.	Ft. Zumwalt South/Hutchinson CC
39	Justin Piazza	LB	6-0	205	Jr.	St. Petersburg, Fla.	Catholic
40	Clarence Green	LB	6-0	220	Sr.	Clute, Texas	Brazoswood
40	Andrew Stevens	TB	5-9	195	Jr.	St. Louis, Mo.	Eureka
41	Eric Laurent	WR	6-2	215	Jr.	Ballwin, Mo.	Parkway South
41	Faheem Williams	S	5-11	190	RSFr.	Overbrook, Pa.	Prep Charter
43	Christian Geen	TE	6-1	220	So.	Columbia, Mo.	Hickman
45	Franklin Agbasimere	LB	6-2	220	Fr.	Lagos, Nigeria	Montverde [Fla.] Academy
45	Nick Rhone	WR	5-10	200	So.	Beaumont, Texas	Central
46	Trei Walton	DB	5-10	190	Sr.	Northville, Mich.	Northville/Northwood Univ.
48	Roderick Winters	LB	5-11	225	RSFr.	Arlington, Texas	Bowie
49	Ferrod Gardner	LB	6-2	200	Fr.	Dayton, Ohio	Trotwood-Madison
50	Jacob Trump	LB	6-3	225	Fr.	Kahoka, Mo.	Clark County
51	Ed Cruz	DL	6-2	230	So.	Park Hill, Mo.	Central
52	Jordan Hill	OL	6-2	270	Sr.	Lee's Summit, Mo.	North

**ALPHABETICAL**

No.	Name	Pos.
39	Chase Abbingtion	TB
57	Alec Abeln	OL
64	Paul Adams	OL
91	Turner Adams	PK
45	Franklin Agbasimere	LB
19	Oke Akushe	WR
97	Josh Augusta	DL
99	Andrew Baggett	PK
56	Sam Bailey	OL
98	Dayton Balvanz	P
78	Andy Bauer	OL
79	Terry Beckner, Jr.	DL
38	Eric Beisel	LB
13	Corbin Berkstresser	QB
17	DeSean Blair	WR
11	Kendall Blanton	TE
77	Evan Boehm	OL
16	Brock Bondurant	S
56	Walter Brady	DL
90	Harold Brantley	DL
26	Jake Brents	WR
10	Kentrell Brothers	LB
2	Nate Brown	WR
3	Cortland Browning	S
34	Joey Burkett	LB
93	Andrew Carr	PK
59	Jeffrey Cathey	WR
62	Taylor Chappell	OL
28	Logan Cheadle	DB
90	Nick Coffman	PK
46	Shaun Conway	TB
55	Nate Crawford	OL
51	Ed Cruz	DL
70	Malik Cuellar	OL
80	Sean Culkin	TE
7	Kenya Dennis	DB
15	Keyon Dilosa	WR
5	Marquise Doherty	TB
67	Jonah Dubinski	OL
82	Clayton Echard	TE
24	John Eierman	WR
68	Mike Fairchild	OL
26	Corey Fatony	P
85	Richaud Floyd	WR
16	Marcell Frazier	DL
49	Ferrod Gardner	LB
43	Christian Geen	TE
5	John Gibson	DB
40	Clarence Green	LB
76	Thomas Grossman	OL
84	Emanuel Hall	WR
73	Mitch Hall	OL
24	Terez Hall	LB
89	Tyler Hanneke	DL
32	Russell Hansbrough	TB
87	Jordan Harold	DL
69	A.J. Harris	OL
91	Charles Harris	DL
95	Rickey Hatley	DL
52	Jordan Hill	OL
33	Cam Hilton	S
1	Anthony Hines	DB
88	Nate Howard	DL
12	Tanner Hull	WR
35	Tyler Hunt	TB
86	Jake Hurrell	OL
3	Luke Jackson	PK
94	Tyrell Jacobs	DL
35	Zane Jacoby	S
12	Johnathon Johnson	WR
15	Grant Jones	LB
75	Max Kavy	OL
89	Brian Kurz	TE
41	Eric Laurent	WR
4	Brandon Lee	LB
18	Wesley Leftwich	WR
3	Drew Lock	QB
96	A.J. Logan	DL



#	Name	Pos.	Ht.	Wt.	Yr.	Hometown	High School (Previous)
52	Eddie Serrano	DE	6-3	235	So.	Niles, Ill.	Notre Dame Prep
53	Christian Williams	LB	6-0	235	Jr.	Lake Ozark, Mo.	School of the Osage
54	Nick Monaghan	OL	6-2	245	Sr.	Darien, Ill.	Downer's Grove South
55	Nate Crawford	OL	6-5	300	So.	Pensacola, Fla.	West
56	Sam Bailey	OL	6-5	280	RSFr.	Lamar, Mo.	Lamar
56	Walter Brady	DL	6-3	255	RSFr.	Florence, Ala.	Florence
57	Alec Abeln	OL	6-3	290	So.	St. Louis, Mo.	University HS
58	Nick Skalak	OL	6-5	290	Fr.	Irving, Texas	Cistercian
59	Jeffrey Cathey	WR	6-2	185	So.	Little Rock, Ark.	Catholic
60	Connor McGovern	OL	6-4	305	Sr.	Fargo, N.D.	Shanley
61	Adam Roland	OL	6-3	315	RSFr.	St. Louis, Mo.	Oakville
62	Taylor Chappell	OL	6-5	305	Sr.	Canadian, Texas	Canadian
63	Brad McNulty	OL	6-4	305	Sr.	Allen, Texas	Allen
64	Paul Adams	OL	6-6	290	RSFr.	Nashville, Tenn.	Christ Presbyterian
65	Tanner Owen	OL	6-5	280	Fr.	Kearney, Mo.	Kearney
66	Adam Ploudre	OL	6-4	295	So.	Ballwin, Mo.	Marquette HS
67	Jonah Dubinski	OL	6-2	275	Fr.	Columbia, Mo.	Rock Bridge
68	Mike Fairchild	OL	6-5	295	RSFr.	Overland Park, Kan.	Blue Valley West
69	A.J. Harris	OL	6-4	285	Fr.	Stillwell, Kan.	Blue Valley
70	Malik Cuellar	OL	6-5	300	Jr.	Fortuna, Calif.	CC of San Francisco
71	Kevin Pendleton	OL	6-4	315	RSFr.	Lee's Summit, Mo.	West
72	Clay Rhodes	OL	6-5	290	So.	Stillwell, Kan.	Blue Valley
73	Mitch Hall	OL	6-5	310	Sr.	Russellville, Ark.	Ole Miss
74	Blake Wilbers	OL	6-2	270	Fr.	Wardsville, Mo.	Helias
75	Max Kavy	OL	6-3	285	Fr.	St. Louis, Mo.	St. Louis University High
76	Thomas Grossman	OL	6-3	260	Fr.	St. Louis, Mo.	Chaminade
77	Evan Boehm	OL	6-3	310	Sr.	Lee's Summit, Mo.	(West)
78	Andy Bauer	OL	6-3	310	RSFr.	St. Louis, Mo.	DeSmet
79	Terry Beckner, Jr.	DL	6-4	300	Fr.	East St. Louis, Ill.	East St. Louis
80	Sean Culkin	TE	6-6	245	Jr.	Indian Rocks Beach, Fla.	Christian
81	Harley Whitehouse	OL	6-0	210	Fr.	St. Louis, Mo.	Parkway Central
82	Clayton Echard	TE	6-5	260	Sr.	Eureka, Mo.	Eureka
84	Emanuel Hall	WR	6-3	200	Fr.	Franklin, Tenn.	Centennial
85	Richaud Floyd	WR	5-11	165	Fr.	Gulfport, Miss.	Gulfport
86	Jake Hurrell	OL	6-3	235	Jr.	Saint Peters, Mo.	Francis Howell North
87	Jordan Harold	DL	6-2	245	So.	St. Louis, Mo.	McCluer North
88	Nate Howard	DL	6-4	235	Fr.	St. Louis, Mo.	Watkins
89	Tyler Hanneke	DL	6-4	250	Jr.	St. Charles, Mo.	West
89	Brian Kurz	TE	6-4	230	So.	Vandalia, Mo.	Van-Far
90	Harold Brantley	DL	6-3	280	Jr.	Hershey, Pa.	Hershey
90	Nick Coffman	PK	5-11	175	Jr.	Missouri City, Texas	Elkins
91	Turner Adams	PK	6-0	195	So.	Springfield, Mo.	Kickapoo
91	Charles Harris	DL	6-3	255	So.	Kansas City, Mo.	Lincoln Prep
93	Andrew Carr	PK	6-1	175	Fr.	Cameron, Mo.	Cameron
94	Tyrell Jacobs	DL	6-4	265	Fr.	Kenner, La.	Rummel
95	Rickey Hatley	DL	6-4	300	Jr.	Atlanta, Texas	Atlanta
96	A.J. Logan	DL	6-2	300	So.	Columbia, Mo.	Rock Bridge
97	Josh Augusta	DL	6-4	345	Jr.	Peoria, Ill.	Peroia
98	Dayton Balvanz	P	6-5	200	Jr.	Eldora, Iowa	South Hardin HS/Ellsworth CC
98	Rocel McWilliams	DL	6-2	240	RSFr.	Pensacola, Fla.	West
99	Andrew Baggett	K	6-1	215	Sr.	Lee's Summit, Mo.	North

ALPHABETICAL		
No.	Name	Pos.
60	Connor McGovern	OL
29	DeAndre McKenzie	DB
63	Brad McNulty	OL
98	Rocel McWilliams	DL
54	Nick Monaghan	OL
6	J'Mon Moore	WR
18	Josh Moore	DL
12	Dominic Nelson	S
25	Donavin Newsom	LB
65	Tanner Owen	OL
71	Kevin Pendleton	OL
11	Aarion Penton	DB
19	Ronnell Perkins	S
39	Justin Piazza	LB
36	Isaiah Pierre	S
66	Adam Ploudre	OL
9	Eddie Printz	QB
10	Jason Reese	TE
72	Clay Rhodes	OL
45	Nick Rhone	WR
16	Thomas Richard	WR
61	Adam Roland	OL
6	Tavon Ross	S
30	Michael Scherer	LB
52	Eddie Serrano	DE
22	Anthony Sherrils	DB
21	Ian Simon	S
58	Nick Skalak	OL
8	Justin Smith	WR
28	Steven Spadarotto	WR
40	Andrew Stevens	TB
36	Morgan Steward	TB
31	Finis Stribling IV	DB
50	Jacob Trump	LB
20	Trevon Walters	TB
46	Trei Walton	DB
9	T.J. Warren	DB
81	Harley Whitehouse	OL
74	Blake Wilbers	OL
53	Christian Williams	LB
41	Faheem Williams	S
4	Ryan Williams	TB
13	Spencer Williams	DL
8	Thomas Wilson	S
14	Ray Wingo	WR
48	Roderick Winters	LB
21	Ish Witter	TB
1	Marvin Zanders	QB

## PRO-NUN-SEE-AY-SHUN GUIDE

PLAYERS	PLAY - urz	Zane JACOBY .....juh - COE - bee	COACHES	KOE - chuz
Alec ABELN.....	ABE - linn	Eric LAURENT.....lore - RENT	Gary PINKEL.....	PINK - ul
Franklin AGBASIMERE.....	ag - BAZZ - uh - meer	ROCEL McWilliams.....	Barry ODOM.....	OWE - dum
Dayton BALVANZ.....	BAL - vanz	J'MON Moore.....	Craig KULIGOWSKI.....	kool - ih - GOW - skée
Eric BEISEL.....	BUY - zul	AARION Penton.....		
DeSEAN Blair.....	duh - SHAWN	RONNELL Perkins.....		
Evan BOEHM.....	BAY - m	Adam PLOUDRE.....		
Joey BURKETT.....	BURK - it	Thomas RICHARD.....		
Taylor CHAPPELL.....	CHAP - ul	TAVON Ross.....		
Logan CHEADLE.....	CHEE - dull	Michael SCHERER.....		
MALIK CUELLAR.....	muh - LEEK / KWAY - lar	Eddie SERRANO.....		
Keyon DILOSA.....	dih - LOW - suh	IAN Simon.....		
MARQUISE DOHERTY.....	mar - KEECE / DOE - ur - tee	Nick SKALAK.....		
Clayton ECHARD.....	ECK - urd	FINIS STRIBLING.....		
Cory FATONY.....	fuh - TOE - nee	TREVON Walters.....		
RICHAUD Floyd.....	rish - ODD			
FERROD Gardner.....	fuh - ROD			
Tyler HANNEKE.....	HAN - uh - kee			
Jake HURRELL.....	HURL			



# MIZZOU

## DEPTH CHART

As of  
Nov. 16,  
2015



### OFFENSE

<b>LT</b>	60	Connor McGovern	6-4	305	Sr.	3L
	70	Malik Cuellar	6-5	300	Jr.	
<b>LG</b>	55	Nate Crawford	6-5	310	So.	
	57	Alec Abeln	6-3	290	So.	
<b>C</b>	63	Brad McNulty	6-4	305	Sr.	3L
	77	Evan Boehm	6-3	310	Sr.	3L
<b>RG</b>	56	Sam Bailey	6-5	280	RSFr.	
	73	Mitch Hall	6-5	310	Sr.	2L
<b>RT</b>	71	Kevin Pendleton	6-4	315	RSFr.	
	62	Taylor Chappell	6-5	305	RSSr.	1L
<b>TE</b>	64	Paul Adams	6-6	290	RSFr.	
	80	Sean Culkin	6-6	245	Jr.	1L
<b>QB</b>	10	Jason Reese	6-5	250	So.	1L
	82	Clayton Echard	6-5	260	Sr.	2L
<b>TB</b>	11	Kendall Blanton	6-6	250	RSFr.	
	3	Drew Lock	6-4	205	Fr.	
<b>X</b>	9	Eddie Printz	6-3	205	So.	-OR-
	1	Marvin Zanders	6-1	185	RSFr.	
<b>H</b>	32	Russell Hansbrough	5-9	195	Sr.	3L
	21	Ish Witter	5-10	190	So.	1L
<b>Z</b>	35	Tyler Hunt	5-11	210	Sr.	2L
	39	Chase Abbington	6-2	215	RSSo.	
<b>PK</b>	6	J'Mon Moore	6-3	190	So.	1L
	84	Emanuel Hall	6-3	200	Fr.	
<b>LS</b>	41	Eric Laurent	6-2	215	Jr.	
	2	Nate Brown	6-3	205	So.	1L
<b>KO</b>	33	Cam Hilton	6-0	180	Fr.	
	14	Ray Wingo	5-11	180	RSFr.	
<b>KR</b>	18	Wesley Leftwich	6-1	205	Sr.	1L
	15	Keyon Dilosa	6-3	200	RSFr.	
	17	DeSean Blair	6-3	190	RSFr.	

### DEFENSE

<b>DE</b>	56	Walter Brady	6-3	255	RSFr.	
	16	Marcell Frazier	6-5	265	RSSo.	
<b>DT</b>	97	Josh Augusta	6-4	345	Jr.	2L
	18	Josh Moore	6-5	280	Fr.	
<b>NG</b>	95	Rickey Hatley	6-4	300	Jr.	2L
	96	A.J. Logan	6-2	310	So.	
<b>DE</b>	91	Charles Harris	6-3	255	So.	1L
	88	Nate Howard	6-4	240	Fr.	
<b>W</b>	13	Spencer Williams	6-3	245	RSFr.	
	10	Kentrell Brothers	6-1	235	Sr.	3L
<b>M</b>	34	Joey Burkett	6-2	210	So.	1L
	30	Michael Scherer	6-3	230	Jr.	2L
<b>S</b>	4	Brandon Lee	6-2	220	RSFr.	
	25	Donavin Newsom	6-2	230	Jr.	2L
<b>CB</b>	40	Clarence Green	6-0	220	Sr.	2L
	24	Terez Hall	6-2	215	Fr.	
<b>CB</b>	7	Kenya Dennis	5-11	200	Sr.	1L
	5	John Gibson	6-0	190	Jr.	2L
<b>CB</b>	11	Aarion Penton	5-10	190	Jr.	2L
	28	Logan Cheadle	5-10	180	So.	1L
<b>SS</b>	1	Anthony Hines	6-1	190	So.	
	22	Anthony Sherrills	6-0	190	So.	1L
<b>FS</b>	8	Thomas Wilson	5-10	190	So.	1L
	21	Ian Simon	6-0	195	Sr.	3L
<b>FS</b>	3	Cortland Browning	6-1	205	RSSr.	
	6	Tavon Ross	6-0	200	RSFr.	

### SPECIAL TEAMS

<b>PK</b>	99	Andrew Baggett	6-1	215	Sr.	3L
	90	Nick Coffman	5-11	175	Jr.	
<b>H</b>	9	Eddie Printz	6-3	205	So.	
	41	Eric Laurent	6-2	215	Jr.	
<b>LS</b>	86	Jake Hurrell	6-3	235	Jr.	2L
	54	Nick Monaghan	6-2	245	Sr.	
<b>KO</b>	26	Corey Fatony	5-11	185	Fr.	-OR-
	99	Andrew Baggett	6-1	215	Sr.	3L
<b>KR</b>	5	John Gibson	6-0	190	Jr.	2L
	31	Finis Stribling IV	5-11	175	RSFr.	
	14	Ray Wingo	5-11	180	RSFr.	

<b>P</b>	26	Corey Fatony	5-11	185	Fr.	
	98	Dayton Balvanz	6-5	200	JR.	
<b>PR</b>	33	Cam Hilton	6-1	180	Fr.	
	11	Aarion Penton	5-10	190	Jr.	2L

### INJURY REPORT

90	Harold Brantley (DT)	6-3	280	Jr.	OUT-season
36	Morgan Steward (RB)	6-0	210	Jr.	OUT-season
20	Trevon Walters (TB)	5-10	200	RSFr.	OUT
79	Terry Beckner, Jr.	6-4	300	Fr.	OUT

# The Automated ScoreBook

## Mizzou Combined Team Statistics (as of Nov 15, 2015)

### All games

Date	Opponent		Score	Att.
Sep 05, 2015	SOUTHEAST MISSOURI	W	34-3	64670
Sep 12, 2015	at Arkansas State	W	27-20	29143
Sep 19, 2015	UCONN	W	9-6	70079
* Sep 26, 2015	at Kentucky	L	13-21	58008
* Oct 03, 2015	SOUTH CAROLINA	W	24-10	66751
* Oct 10, 2015	#11 FLORIDA	L	3-21	70767
* Oct 17, 2015	at Georgia	L	6-9	92746
* Oct 24, 2015	at Vanderbilt	L	3-10	31128
* Nov 05, 2015	#20 MISSISSIPPI STATE	L	13-31	58878
Nov 14, 2015	vs BYU	W	20-16	42824

Record:	Overall	Home	Away	Neutral
All games	5-5	3-2	1-3	1-0
Conference	1-5	1-2	0-3	0-0
Non-Conference	4-0	2-0	1-0	1-0

Team Statistics	MIZ	OPP
FIRST DOWNS	163	175
Rushing	67	76
Passing	77	85
Penalty	19	14
RUSHING YARDAGE	1209	1137
Rushing Attempts	343	381
Average Per Rush	3.5	3.0
Average Per Game	120.9	113.7
TDs Rushing	4	6
PASSING YARDAGE	1768	1840
Comp-Att-Int	164-316-10	192-312-8
Average Per Pass	5.6	5.9
Average Per Catch	10.8	9.6
Average Per Game	176.8	184.0
TDs Passing	10	10
TOTAL OFFENSE	2977	2977
Average Per Play	4.5	4.3
Average Per Game	297.7	297.7
KICK RETURNS: #-Yards	28-438	20-533
PUNT RETURNS: #-Yards	21-124	21-169
INT RETURNS: #-Yards	8-156	10-152
FUMBLES-LOST	14-4	15-7
PENALTIES-Yards	54-449	57-573
PUNTS-AVG	64-44.0	66-39.9
TIME OF POSSESSION/Game	28:06	31:54
3RD-DOWN Conversions	51/150	61/157
4TH-DOWN Conversions	4/12	4/10

Interceptions	no.	yds	avg	td	lg
Brothers, K.	2	9	4.5	0	9
Simon, Ian	2	39	19.5	0	39
Gibson, John	1	35	35.0	0	35
Dennis, Kenya	1	1	1.0	0	1
Sherrils, A.	1	50	50.0	0	50
Brady, Walter	1	22	22.0	0	22

Punting	no.	yds	avg	lg	tb	fc	i20	50+	blk
Fatony, Corey	64	2818	44.0	61	3	23	20	19	0

Punt Returns	no.	yds	avg	td	lg
Penton, Aarion	9	82	9.1	1	41
Hilton, Cam	6	21	3.5	0	10
Simon, Ian	2	4	2.0	0	4
Brothers, K.	2	14	7.0	0	0
Ross, Tavon	1	-5	-5.0	0	0
Green, Clarence	1	8	8.0	0	0
Total	21	124	5.9	1	41
Opponents	21	169	8.0	0	19

Kick Returns	no.	yds	avg	td	lg
Gibson, John	11	161	14.6	0	25
Sherrils, A.	8	142	17.8	0	21
Stribling, F.	5	86	17.2	0	25
Hilton, Cam	1	13	13.0	0	13
Reese, Jason	1	8	8.0	0	8
Brown, Nate	1	16	16.0	0	16
Penton, Aarion	1	12	12.0	0	12
Total	28	438	15.6	0	25
Opponents	20	533	26.6	0	69

All Purpose	g	rush	rcv	pr	kr	ir	total	avg/g
Witter, Ish	10	457	146	0	0	0	603	60.3
Hansbrough, R.	9	381	62	0	0	0	443	49.2
Hunt, Tyler	10	153	203	0	0	0	356	35.6
Brown, Nate	10	0	316	0	16	0	332	33.2
Moore, J'Mon	10	0	301	0	0	0	301	30.1
Total	10	1209	1768	124	438	156	3695	369.5
Opponents	10	1137	1840	169	533	152	3831	383.1

Total Offense	g	plays	rush	pass	total	avg/g
Lock, Drew	10	245	0	1114	1114	111.4
Mauk, Maty	5	146	145	654	799	159.8
Witter, Ish	10	114	457	0	457	45.7
Hansbrough, R.	9	94	291	0	291	42.2

Rushing	gp	att	gain	loss	net	avg	td	lg	avg/g
Witter, Ish	10	114	489	32	457	4.0	1	27	45.7
Hansbrough, R.	9	94	410	29	381	4.1	1	26	42.3
Hunt, Tyler	10	30	160	7	153	5.1	1	72	15.3
Mauk, Maty	5	36	179	34	145	4.0	1	24	29.0
Abbingtion, C.	8	6	40	1	39	6.5	0	12	4.9
Fatony, Corey	10	1	26	0	26	26.0	0	26	2.6
Steward, Morgan	3	10	21	3	18	1.8	0	6	6.0
Wingo, Ray	9	2	4	0	4	2.0	0	3	0.4
Total	10	343	1473	264	1209	3.5	4	72	120.9
Opponents	10	381	1444	307	1137	3.0	6	46	113.7

Passing	gp	effic	comp-att-int	pct	yds	td	lg	avg/g
Lock, Drew	10	97.95	107-206-6	51.9	1114	4	78	111.4
Mauk, Maty	5	112.49	57-110-4	51.8	654	6	51	130.8
Total	10	103.01	164-316-10	51.9	1768	10	78	176.8
Opponents	10	116.53	192-312-8	61.5	1840	10	63	184.0

Receiving	gp	no.	yds	avg	td	lg	avg/g
Moore, J'Mon	10	26	301	11.6	3	32	30.1
Brown, Nate	10	25	316	12.6	4	33	31.6
Leftwich, W.	9	17	195	11.5	1	32	21.7
Culkin, Sean	8	16	139	8.7	1	21	17.4
Witter, Ish	10	14	146	10.4	0	49	14.6
Reese, Jason	10	13	121	9.3	0	21	12.1
Hansbrough, R.	9	12	62	5.2	0	24	6.9
Dilosa, K.	9	10	65	6.5	0	16	7.2
Hall, Emanuel	9	8	64	8.0	0	14	7.1
Hunt, Tyler	10	6	203	33.8	1	78	20.3
Hilton, Cam	10	6	80	13.3	0	29	8.0
Wingo, Ray	9	4	24	6.0	0	13	2.7
Blair, DeSean	5	2	25	12.5	0	21	5.0
Etchard, Clayton	9	2	14	7.0	0	8	1.6
Abbingtion, C.	8	1	5	5.0	0	5	0.6
Total	10	164	1768	10.8	10	78	176.8
Opponents	10	192	1840	9.6	10	63	184.0

Field Goals	fg	pct.	01-19	20-29	30-39	40-49	50-99	lg	blk
Baggett, Andrew	15-19	78.9	0-0	7-7	7-8	1-3	0-1	41	0

Scoring	td	fg	PAT				dxp	saf	pts
			kick	rush	rcv	pass			
Baggett, Andrew	-	15-19	15-15	-	-	-	-	-	60
Brown, Nate	4	-	-	-	-	-	-	-	24
Moore, J'Mon	3	-	-	-	-	-	-	-	18
Hunt, Tyler	2	-	-	-	-	-	-	-	12
Hansbrough, R.	1	-	-	-	-	-	-	-	6
Leftwich, W.	1	-	-	-	-	-	-	-	6
Culkin, Sean	1	-	-	-	-	-	-	-	6
Witter, Ish	1	-	-	-	-	-	-	-	6
Mauk, Maty	1	-	-	-	-	-	-	-	6
Penton, Aarion	1	-	-	-	-	-	-	-	6
Green, Clarence	-	-	-	-	-	-	1	2	
Total	15	15-19	15-15	-	-	-	-	1	152
Opponents	17	10-17	15-17	-	-	-	-	-	147

Score by Quarters	1st	2nd	3rd	4th	OT	Total
Mizzou	45	39	41	27	0	152
Opponents	30	54	41	22	0	147



The Automated ScoreBook  
Mizzou Game Results (as of Nov 15, 2015)  
All games

Date	Opponent		Score	Overall	Conference	Time	Attend
Sep 05, 2015	SOUTHEAST MISSOURI	W	34-3	1-0	0-0	3:23	64670
Sep 12, 2015	at Arkansas State	W	27-20	2-0	0-0	3:25	29143
Sep 19, 2015	UCONN	W	9-6	3-0	0-0	3:03	70079
* Sep 26, 2015	at Kentucky	L	13-21	3-1	0-1	3:16	58008
* Oct 03, 2015	SOUTH CAROLINA	W	24-10	4-1	1-1	3:21	66751
* Oct 10, 2015	#11 FLORIDA	L	3-21	4-2	1-2	3:21	70767
* Oct 17, 2015	at Georgia	L	6-9	4-3	1-3	3:03	92746
* Oct 24, 2015	at Vanderbilt	L	3-10	4-4	1-4	3:34	31128
* Nov 05, 2015	#20 MISSISSIPPI STATE	L	13-31	4-5	1-5	3:12	58878
Nov 14, 2015	vs BYU	W	20-16	5-5	1-5	3:25	42824

The Automated ScoreBook  
Mizzou Overall Team Statistics (as of Nov 15, 2015)  
All games

Team Statistics	MIZ	OPP
SCORING	152	147
Points Per Game	15.2	14.7
Points Off Turnovers	33	39
FIRST DOWNS	163	175
Rushing	67	76
Passing	77	85
Penalty	19	14
RUSHING YARDAGE	1209	1137
Yards gained rushing	1473	1444
Yards lost rushing	264	307
Rushing Attempts	343	381
Average Per Rush	3.5	3.0
Average Per Game	120.9	113.7
TDs Rushing	4	6
PASSING YARDAGE	1768	1840
Comp-Att-Int	164-316-10	192-312-8
Average Per Pass	5.6	5.9
Average Per Catch	10.8	9.6
Average Per Game	176.8	184.0
TDs Passing	10	10
TOTAL OFFENSE	2977	2977
Total Plays	659	693
Average Per Play	4.5	4.3
Average Per Game	297.7	297.7
KICK RETURNS: #-Yards	28-438	20-533
PUNT RETURNS: #-Yards	21-124	21-169
INT RETURNS: #-Yards	8-156	10-152
KICK RETURN AVERAGE	15.6	26.6
PUNT RETURN AVERAGE	5.9	8.0
INT RETURN AVERAGE	19.5	15.2
FUMBLES-LOST	14-4	15-7
PENALTIES-Yards	54-449	57-573
Average Per Game	44.9	57.3
PUNTS-Yards	64-2818	66-2635
Average Per Punt	44.0	39.9
Net punt average	40.5	37.1
KICKOFFS-Yards	40-2515	36-2220
Average Per Kick	62.9	61.7
Net kick average	38.3	45.3
TIME OF POSSESSION/Game	28:06	31:54
3RD-DOWN Conversions	51/150	61/157
3rd-Down Pct	34%	39%
4TH-DOWN Conversions	4/12	4/10
4th-Down Pct	33%	40%
SACKS BY-Yards	27-159	25-160
MISC YARDS	0	0
TOUCHDOWNS SCORED	15	17
FIELD GOALS-ATTEMPTS	15-19	10-17
ON-SIDE KICKS	0-0	0-2
RED-ZONE SCORES	(22-28) 79%	(24-30) 80%
RED-ZONE TOUCHDOWNS	(9-28) 32%	(14-30) 47%
PAT-ATTEMPTS	(15-15) 100%	(15-17) 88%
ATTENDANCE	331145	211025
Games/Avg Per Game	5/66229	4/52756
Neutral Site Games		1/42824

Score by Quarters	1st	2nd	3rd	4th	OT	Total
Mizzou	45	39	41	27	0	152
Opponents	30	54	41	22	0	147

The Automated ScoreBook  
Mizzou Overall Individual Statistics (as of Nov 15, 2015)  
All games

Rushing	gp	att	gain	loss	net	avg	td	lg	avg/g
Witter, Ish	10	114	489	32	457	4.0	1	27	45.7
Hansbrough, R.	9	94	410	29	381	4.1	1	26	42.3
Hunt, Tyler	10	30	160	7	153	5.1	1	72	15.3
Mauk, Maty	5	36	179	34	145	4.0	1	24	29.0
Abbingtion, C.	8	6	40	1	39	6.5	0	12	4.9
Fatony, Corey	10	1	26	0	26	26.0	0	26	2.6
Steward, Morgan	3	10	21	3	18	1.8	0	6	6.0
Wingo, Ray	9	2	4	0	4	2.0	0	3	0.4
Lock, Drew	10	39	144	144	0	0.0	0	33	0.0
Team	6	11	0	14	-14	-1.3	0	0	-2.3
Total	10	343	1473	264	1209	3.5	4	72	120.9
Opponents	10	381	1444	307	1137	3.0	6	46	113.7

Passing	gp	effic	comp-att-int	pct	yds	td	lg	avg/g
Lock, Drew	10	97.95	107-206-6	51.9	1114	4	78	111.4
Mauk, Maty	5	112.49	57-110-4	51.8	654	6	51	130.8
Total	10	103.01	164-316-10	51.9	1768	10	78	176.8
Opponents	10	116.53	192-312-8	61.5	1840	10	63	184.0

Receiving	gp	no.	yds	avg	td	lg	avg/g
Moore, J'Mon	10	26	301	11.6	3	32	30.1
Brown, Nate	10	25	316	12.6	4	33	31.6
Leftwich, W.	9	17	195	11.5	1	32	21.7
Culkin, Sean	8	16	139	8.7	1	21	17.4
Witter, Ish	10	14	146	10.4	0	49	14.6
Reese, Jason	10	13	121	9.3	0	21	12.1
Hansbrough, R.	9	12	62	5.2	0	24	6.9
Dilosa, K.	9	10	65	6.5	0	16	7.2
Hall, Emanuel	9	8	64	8.0	0	14	7.1
Hunt, Tyler	10	6	203	33.8	1	78	20.3
Hilton, Cam	10	6	80	13.3	0	29	8.0
Wingo, Ray	9	4	24	6.0	0	13	2.7
Blair, DeSean	5	2	25	12.5	0	21	5.0
Echard, Clayton	9	2	14	7.0	0	8	1.6
Abbingtion, C.	8	1	5	5.0	0	5	0.6
Laurent, Eric	4	1	4	4.0	0	4	1.0
Richard, T.	3	1	4	4.0	0	4	1.3
Total	10	164	1768	10.8	10	78	176.8
Opponents	10	192	1840	9.6	10	63	184.0

Punt Returns	no.	yds	avg	td	lg
Penton, Aarion	9	82	9.1	1	41
Hilton, Cam	6	21	3.5	0	10
Brothers, K.	2	14	7.0	0	0
Simon, Ian	2	4	2.0	0	4
Ross, Tavon	1	-5	-5.0	0	0
Green, Clarence	1	8	8.0	0	0
Total	21	124	5.9	1	41
Opponents	21	169	8.0	0	19

Interceptions	no.	yds	avg	td	lg
Brothers, K.	2	9	4.5	0	9
Simon, Ian	2	39	19.5	0	39
Brady, Walter	1	22	22.0	0	22
Gibson, John	1	35	35.0	0	35
Sherrills, A.	1	50	50.0	0	50
Dennis, Kenya	1	1	1.0	0	1
Total	8	156	19.5	0	50
Opponents	10	152	15.2	1	45

Kick Returns	no.	yds	avg	td	lg
Gibson, John	11	161	14.6	0	25
Sherrills, A.	8	142	17.8	0	21
Stribling, F.	5	86	17.2	0	25
Penton, Aarion	1	12	12.0	0	12
Hilton, Cam	1	13	13.0	0	13
Reese, Jason	1	8	8.0	0	8
Brown, Nate	1	16	16.0	0	16
Total	28	438	15.6	0	25
Opponents	20	533	26.6	0	69

Fumble Returns	no.	yds	avg	td	lg
Total	0	0	0.0	0	0
Opponents	0	0	0.0	0	0



The Automated ScoreBook  
Mizzou Overall Individual Statistics (as of Nov 15, 2015)  
All games

Scoring	td	fg	PAT				dxp	saf	pts
			kick	rush	rcv	pass			
Baggett, Andrew	-	15-19	15-15	-	-	-	-	-	60
Brown, Nate	4	-	-	-	-	-	-	-	24
Moore, J'Mon	3	-	-	-	-	-	-	-	18
Hunt, Tyler	2	-	-	-	-	-	-	-	12
Mauk, Maty	1	-	-	-	-	-	-	-	6
Hansbrough, R.	1	-	-	-	-	-	-	-	6
Witter, Ish	1	-	-	-	-	-	-	-	6
Culkin, Sean	1	-	-	-	-	-	-	-	6
Leftwich, W.	1	-	-	-	-	-	-	-	6
Penton, Aarion	1	-	-	-	-	-	-	-	6
Green, Clarence	-	-	-	-	-	-	-	1	2
Total	15	15-19	15-15	-	-	-	-	1	152
Opponents	17	10-17	15-17	-	-	-	-	-	147

Total Offense	g	plays	rush	pass	total	avg/g
Lock, Drew	10	245	0	1114	1114	111.4
Mauk, Maty	5	146	145	654	799	159.8
Witter, Ish	10	114	457	0	457	45.7
Hansbrough, R.	9	94	381	0	381	42.3
Hunt, Tyler	10	30	153	0	153	15.3
Abbingtion, C.	8	6	39	0	39	4.9
Fatony, Corey	10	1	26	0	26	2.6
Steward, Morgan	3	10	18	0	18	6.0
Wingo, Ray	9	2	4	0	4	0.4
Team	6	11	-14	0	-14	-2.3
Total	10	659	1209	1768	2977	297.7
Opponents	10	693	1137	1840	2977	297.7

Field Goals	fg	pct.	01-19	20-29	30-39	40-49	50-99	lg	blk
Baggett, Andrew	15-19	78.9	0-0	7-7	7-8	1-3	0-1	41	0

FG Sequence	Mizzou	Opponents
Southeast Missouri	(39),(23)	(35)
Arkansas State	(30),(41)	(20),(40)
UConn	40	49
Kentucky	(39),(24)	-
South Carolina	(21)	(34),44
Florida	(21),53	36
Georgia	(20),38,(24)	(29),(24),26,(34)
Vanderbilt	(35),47	45,(40),32
Mississippi State	(31),(35)	(36),49
BYU	(23),(34)	(23)

Punting	no.	yds	avg	lg	tb	fc	i20	50+	blk
Fatony, Corey	64	2818	44.0	61	3	23	20	19	0
Total	64	2818	44.0	61	3	23	20	19	0
Opponents	66	2635	39.9	78	3	18	27	15	3

Kickoffs	no.	yds	avg	tb	ob	retn	net	ydln
Fatony, Corey	40	2515	62.9	18	1			
Total	40	2515	62.9	18	1	26.6	38.3	26
Opponents	36	2220	61.7	6	2	15.6	45.3	19

Numbers in (parentheses) indicate field goal was made.

The Automated ScoreBook  
Mizzou Overall Individual Statistics (as of Nov 15, 2015)  
All games

All Purpose	g	rush	rcv	pr	kr	ir	total	avg/g
Witter, Ish	10	457	146	0	0	0	603	60.3
Hansbrough, R.	9	381	62	0	0	0	443	49.2
Hunt, Tyler	10	153	203	0	0	0	356	35.6
Brown, Nate	10	0	316	0	16	0	332	33.2
Moore, J'Mon	10	0	301	0	0	0	301	30.1
Gibson, John	10	0	0	0	161	35	196	19.6
Leftwich, W.	9	0	195	0	0	0	195	21.7
Sherrills, A.	10	0	0	0	142	50	192	19.2
Mauk, Maty	5	145	0	0	0	0	145	29.0
Culkin, Sean	8	0	139	0	0	0	139	17.4
Reese, Jason	10	0	121	0	8	0	129	12.9
Hilton, Cam	10	0	80	21	13	0	114	11.4
Penton, Aarion	10	0	0	82	12	0	94	9.4
Stribling, F.	5	0	0	0	86	0	86	17.2
Dilosa, K.	9	0	65	0	0	0	65	7.2
Hall, Emanuel	9	0	64	0	0	0	64	7.1
Abbingtion, C.	8	39	5	0	0	0	44	5.5
Simon, Ian	10	0	0	4	0	39	43	4.3
Wingo, Ray	9	4	24	0	0	0	28	3.1
Fatony, Corey	10	26	0	0	0	0	26	2.6
Blair, DeSean	5	0	25	0	0	0	25	5.0
Brothers, K.	10	0	0	14	0	9	23	2.3
Brady, Walter	10	0	0	0	0	22	22	2.2
Steward, Morga	3	18	0	0	0	0	18	6.0
Echard, Clayton	9	0	14	0	0	0	14	1.6
Green, Clarence	9	0	0	8	0	0	8	0.9
Laurent, Eric	4	0	4	0	0	0	4	1.0
Richard, T.	3	0	4	0	0	0	4	1.3
Dennis, Kenya	10	0	0	0	0	1	1	0.1
Ross, Tavon	7	0	0	-5	0	0	-5	-0.7
Team	6	-14	0	0	0	0	-14	-2.3
Total	10	1209	1768	124	438	156	3695	369.5
Opponents	10	1137	1840	169	533	152	3831	383.1

The Automated ScoreBook  
Mizzou Overall Defensive Statistics (as of Nov 15, 2015)  
All games

##	Defensive Leaders	gp	Tackles				Sacks no-yds	Pass defense			Fumbles		blkd	
			ua	a	tot	tfl/yds		int-yds	brup	qbh	rcv-yds	ff	kick	saf
1X	Brothers, K.	10	61	67	128	8.5-27	2.5-12	2-9	2	1	1-0	1	3	.
30	Scherer, M.	10	36	39	75	6.0-12	.	.	3	2	1-0	.	.	.
22	Sherrills, A.	10	37	19	56	3.5-10	.	1-50	5	.	1-0	1	.	.
1Y	Penton, Aarion	10	31	18	49	2.5-8	.	.	7	2	.	1	.	.
91	Harris, Charles	10	27	20	47	17.0-80	7.0-51	.	.	10	.	2	.	.
25	Newsom, Donavin	10	25	20	45	7.5-38	2.5-22	.	2	.	.	1	.	.
12	Simon, Ian	10	24	11	35	.	.	2-39	4	.	1-0	.	.	.
7X	Dennis, Kenya	10	27	3	30	2.0-15	1.0-10	1-1	5	1	.	.	.	.
56	Brady, Walter	10	16	14	30	11.0-51	7.0-41	1-22	1	6	1-0	1	.	.
79	Beckner, Terry	10	13	14	27	8.0-23	3.0-12	.	1	2	1-0	.	.	.
40	Green, Clarence	9	10	13	23	0.5-1	.	.	1	.	.	.	1	1
97	Augusta, Josh	10	13	8	21	7.0-14	.	.	1	3	.	.	.	.
95	Hatley, Rickey	9	7	11	18	2.5-5	.	.	.	1	.	.	.	.
6Y	Frazier, M.	10	10	7	17	6.0-27	2.0-11	.	.	3	.	1	.	.
5	Gibson, John	10	7	5	12	.	.	1-35	2	.	.	.	.	.
28	Cheadle, Logan	9	6	6	12	1.0-3	1.0-3	.	2	.	.	.	.	.
8X	Wilson, Thomas	10	6	6	12	0.5-1	.	.	.	.	1-0	.	.	.
96	Logan, A.J.	10	4	7	11	2.0-6	.	.	.	1	.	1	.	.
88	Howard, Nate	9	5	6	11	1.5-6	.	.	.	1	.	.	.	.
34	Burkett, Joey	10	5	4	9	.	.	.	.	.	.	.	.	.
3X	Browning, C.	9	4	5	9	.	.	.	.	.	.	.	.	.
24	Hall, Terez	10	3	3	6	.	.	.	.	.	.	.	.	.
4	Lee, Brandon	9	1	4	5	.	.	.	1	.	.	.	.	.
82	Echard, Clayton	9	1	3	4	.	.	.	.	.	.	.	.	.
8Y	Moore, Josh	9	3	1	4	.	.	.	.	1	.	.	.	.
6Z	Fatony, Corey	10	2	2	4	.	.	.	.	.	.	.	.	.
33	Hilton, Cam	10	1	2	3	.	.	.	.	.	.	.	.	.
38	Beisel, Eric	10	2	.	2	.	.	.	.	.	.	.	.	.
1D	Hines, A.	7	1	1	2	.	.	.	.	.	.	.	.	.
6X	Ross, Tavon	7	1	1	2	.	.	.	.	.	.	.	.	.
TM	Team	6	1	.	1	.	1.0-0	.	.	1	.	.	.	.
3	Lock, Drew	10	1	.	1	.	.	.	.	.	.	.	.	.
5Y	Jones, Grant	9	.	1	1	.	.	.	.	.	.	.	.	.
16	Richard, T.	3	1	.	1	.	.	.	.	.	.	.	.	.
3Z	Williams, S.	4	1	.	1	.	.	.	.	.	.	.	.	.
52	Serrano, Eddie	1	.	1	1	.	.	.	.	.	.	.	.	.
86	Hurell, Jake	8	1	.	1	.	.	.	.	.	.	.	.	.
80	Culkin, Sean	8	1	.	1	.	.	.	.	.	.	.	.	.
18	Leftwich, W.	9	1	.	1	.	.	.	.	.	.	.	.	.
60	McGovern, C.	10	1	.	1	.	.	.	.	.	.	.	.	.
35	Hunt, Tyler	10	1	.	1	.	.	.	.	.	.	.	.	.
21	Witter, Ish	10	1	.	1	.	.	.	.	.	.	.	.	.
Total		10	399	322	721	87-327	27-159	8-156	37	35	7-0	9	4	1
Opponents		10	368	254	622	75-266	25-160	10-152	38	22	4-0	6	.	.



The Automated ScoreBook  
Mizzou Team Game-by-Game (as of Nov 15, 2015)  
All games

TEAM STATISTICS

		Rushing				Receiving				Passing				Kick Returns				Punt Returns				tot		
Date	Opponent	no.	yds	td	lg	no.	yds	td	lg	cmp	att	int	yds	td	lg	no.	yds	td	lg	no.	yds	td	lg	off
Sep 05	SOUTHEAST MISSOURI	33	98	0	20	18	319	3	78	18-32-1	319	3	78	1	19	0	19	5	72	1	41		417	
Sep 12	at Arkansas State	34	140	0	27	16	148	3	32	16-37-3	148	3	32	3	55	0	21	2	10	0	12		288	
Sep 19	UCONN	34	85	1	13	20	185	0	51	20-31-1	185	0	51	3	44	0	19	3	3	0	0		270	
Sep 26	at Kentucky	33	111	0	14	18	227	1	28	18-35-0	227	1	28	4	58	0	19	2	6	0	5		338	
Oct 03	SOUTH CAROLINA	42	163	1	24	21	136	2	17	21-28-0	136	2	17	0	0	0	0	1	10	0	10		299	
Oct 10	FLORIDA	26	106	0	26	16	151	0	32	16-39-2	151	0	32	3	38	0	19	2	2	0	2		257	
Oct 17	at Georgia	22	21	0	10	11	143	0	33	11-26-0	143	0	33	3	41	0	16	1	0	0	0		164	
Oct 24	at Vanderbilt	19	80	0	33	14	108	0	17	14-34-0	108	0	17	3	50	0	23	2	9	0	10		188	
Nov 05	MISSISSIPPI STATE	45	215	1	72	11	107	0	35	11-26-2	107	0	35	4	61	0	25	1	8	0	0		322	
Nov 14	vs BYU	55	190	1	23	19	244	1	49	19-28-1	244	1	49	4	72	0	25	2	4	0	4		434	
Mizzou		343	1209	4	72	164	1768	10	78	164-316-10	1768	10	78	28	438	0	25	21	124	1	41		2977	
		381	1137	6	46	192	1840	10	63	192-312-8	1840	10	63	20	533	0	69	21	169	0	19		2977	

Games: 10 • Avg/rush: 3.5 • Avg/catch: 10.8 • Pass effic: 103.01 • KR avg: 15.6 • PR avg: 5.9 • All purpose avg/game: 369.5 • Total offense avg/gm: 297.7

Date	Opponent	Tackles				Sacks no-yds	Fumble		Pass Defense			blkd kick	PAT Attempts			off		
		ua	a	total	tfl-yds		ff	fr-yds	int-yds	qbh	brup		kick	rush	rcv	saf	t/o	pts
Sep 05	SOUTHEAST MISSOURI	40	38	78	10.0-39	2.0-10	1	1-0	0-0	4	2	1	4-4	0	0	0	0	34
Sep 12	at Arkansas State	51	20	71	15.0-60	2.0-17	0	0-0	3-44	2	3	0	3-3	0	0	0	10	27
Sep 19	UCONN	37	14	51	9.0-26	3.0-11	2	1-0	1-50	4	5	2	1-1	0	0	1	0	9
Sep 26	at Kentucky	31	46	77	7.0-21	2.0-11	1	0-0	0-0	0	2	0	1-1	0	0	0	0	13
Oct 03	SOUTH CAROLINA	34	26	60	7.0-35	4.0-28	0	0-0	3-23	4	3	0	3-3	0	0	0	7	24
Oct 10	FLORIDA	51	20	71	9.0-34	5.0-21	0	0-0	0-0	3	3	0	0-0	0	0	0	0	3
Oct 17	at Georgia	34	70	104	8.0-29	2.0-12	0	0-0	1-39	0	6	0	0-0	0	0	0	3	6
Oct 24	at Vanderbilt	47	38	85	7.0-31	3.0-24	1	1-0	0-0	1	4	0	0-0	0	0	0	3	3
Nov 05	MISSISSIPPI STATE	42	32	74	11.0-41	3.0-22	3	2-0	0-0	8	5	1	1-1	0	0	0	3	13
Nov 14	vs BYU	32	18	50	4.0-11	1.0-6	1	2-0	0-0	9	4	0	2-2	0	0	0	7	20
Mizzou		399	322	721	87.0-327	27.0-162	9	7-0	8-156	35	37	4	15-15	0	0	1	33	152
		368	254	622	75.0-266	25.0-160	6	4-0	10-152	22	38	0	15-17	0	0	0	39	147

		Punting									Field Goals			Kickoffs				
Date	Opponent	no.	yds	avg	long	blkd	tb	fc	50+	i20	md-att	long	blkd	no.	yds	avg	tb	ob
Sep 05	SOUTHEAST MISSOURI	6	275	45.8	54	0	0	3	2	2	2-2	39	0	7	450	64.3	3	1
Sep 12	at Arkansas State	6	299	49.8	60	0	1	2	4	2	2-2	41	0	6	386	64.3	3	0
Sep 19	UCONN	6	235	39.2	51	0	2	2	1	2	0-1	0	0	2	130	65.0	2	0
Sep 26	at Kentucky	6	244	40.7	55	0	0	3	1	5	2-2	39	0	4	245	61.2	1	0
Oct 03	SOUTH CAROLINA	5	179	35.8	45	0	0	1	0	0	1-1	21	0	5	321	64.2	4	0
Oct 10	FLORIDA	9	430	47.8	61	0	0	5	3	4	1-2	21	0	2	130	65.0	1	0
Oct 17	at Georgia	7	320	45.7	59	0	0	2	2	1	2-3	24	0	3	167	55.7	1	0
Oct 24	at Vanderbilt	9	429	47.7	61	0	0	2	4	2	1-2	35	0	2	130	65.0	2	0
Nov 05	MISSISSIPPI STATE	7	278	39.7	56	0	0	3	1	1	2-2	35	0	4	253	63.2	1	0
Nov 14	vs BYU	3	129	43.0	56	0	0	0	1	1	2-2	34	0	5	303	60.6	0	0
Mizzou		64	2818	44.0	61	0	3	23	19	20	15-19	41	0	40	2515	62.9	18	1
		66	2635	39.9	78	3	3	18	15	27	10-17	40	0	36	2220	61.7	6	2

The Automated ScoreBook  
Mizzou Opponent Game-by-Game (as of Nov 15, 2015)  
All games

OPPONENT STATISTICS

		Rushing				Receiving				Passing				Kick Returns				Punt Returns				tot
Date	Opponent	no.	yds	td	lg	no.	yds	td	lg	cmp-att-int	yds	td	lg	no.	yds	td	lg	no.	yds	td	lg	off
Sep 05	SOUTHEAST MISSOURI	42	145	0	19	12	56	0	21	12-22-0	56	0	21	3	72	0	37	3	11	0	10	201
Sep 12	at Arkansas State	45	93	0	19	14	124	2	23	14-30-3	124	2	23	3	105	0	40	2	2	0	2	217
Sep 19	UCONN	33	77	1	14	17	156	0	29	17-28-1	156	0	29	0	0	0	0	0	0	0	0	233
Sep 26	at Kentucky	38	120	1	17	22	249	2	35	22-27-0	249	2	35	3	82	0	48	1	9	0	9	369
Oct 03	SOUTH CAROLINA	34	112	0	29	17	186	1	35	17-30-3	186	1	35	1	21	0	21	0	0	0	0	298
Oct 10	FLORIDA	44	129	2	19	20	208	0	25	20-33-0	208	0	25	1	18	0	18	1	6	0	6	337
Oct 17	at Georgia	45	120	0	12	23	178	0	35	23-32-1	178	0	35	1	28	0	28	5	57	0	19	298
Oct 24	at Vanderbilt	49	168	1	46	17	136	0	24	17-28-0	136	0	24	0	0	0	0	7	71	0	15	304
Nov 05	MISSISSIPPI STATE	36	127	0	17	27	303	4	63	27-41-0	303	4	63	3	104	0	69	1	17	0	17	430
Nov 14	vs BYU	15	46	1	13	23	244	1	35	23-41-0	244	1	35	5	103	0	31	1	-4	0	0	290
Opponents		381	1137	6	46	192	1840	10	63	192-312-8	1840	10	63	20	533	0	69	21	169	0	19	2977
		343	1209	4	72	164	1768	10	78	164-316-10	1768	10	78	28	438	0	25	21	124	1	41	2977

Games: 10 • Avg/rush: 3.0 • Avg/catch: 9.6 • Pass effic: 116.53 • KR avg: 26.6 • PR avg: 8.0 • All purpose avg/game: 383.1 • Total offense avg/gm: 297.7

Date	Opponent	Tackles				Sacks no-yds	Fumble		Pass Defense			blkd kick	PAT Attempts			off		
		ua	a	total	tfl-yds		ff	fr-yds	int-yds	qbh	brup		kick	rush	rcv	saf	t/o	pts
Sep 05	SOUTHEAST MISSOURI	35	26	61	8.0-17	3.0-10	0	0-0	1-2	0	4	0	0-0	0	0	0	0	3
Sep 12	at Arkansas State	33	24	57	8.0-24	1.0-9	1	0-0	3-64	8	6	0	2-2	0	0	0	13	20
Sep 19	UCONN	38	34	72	10.0-23	1.0-2	1	1-0	1-17	0	3	0	0-1	0	0	0	6	6
Sep 26	at Kentucky	30	40	70	4.0-21	2.0-19	0	0-0	0-0	3	7	0	3-3	0	0	0	0	21
Oct 03	SOUTH CAROLINA	42	26	68	8.0-29	2.0-16	0	0-0	0-0	0	3	0	1-1	0	0	0	0	10
Oct 10	FLORIDA	35	14	49	3.0-27	3.0-27	0	0-0	2-40	5	4	0	3-3	0	0	0	7	21
Oct 17	at Georgia	24	26	50	9.0-26	4.0-16	1	1-0	0-0	0	2	0	0-0	0	0	0	3	9
Oct 24	at Vanderbilt	28	14	42	7.0-33	4.0-26	0	1-0	0-0	2	5	0	1-1	0	0	0	0	10
Nov 05	MISSISSIPPI STATE	49	16	65	11.0-52	5.0-35	1	0-0	2-0	3	4	0	4-4	0	0	0	3	31
Nov 14	vs BYU	54	34	88	7.0-14	0.0-0	2	1-0	1-29	1	0	0	1-2	0	0	0	7	16
Opponents		368	254	622	75.0-266	25.0-160	6	4-0	10-152	22	38	0	15-17	0	0	0	39	147
		399	322	721	87.0-327	27.0-162	9	7-0	8-156	35	37	4	15-15	0	0	1	33	152

		Punting									Field Goals				Kickoffs				
Date	Opponent	no.	yds	avg	long	blkd	tb	fc	50+	i20	md-att	long	blkd	no.	yds	avg	tb	ob	
Sep 05	SOUTHEAST MISSOURI	12	520	43.3	60	1	0	2	5	6	1-1	35	0	2	130	65.0	1	0	
Sep 12	at Arkansas State	8	320	40.0	55	0	0	2	1	4	2-2	40	0	4	251	62.8	1	0	
Sep 19	UCONN	7	192	27.4	40	1	0	2	0	0	0-1	0	0	3	183	61.0	0	0	
Sep 26	at Kentucky	5	214	42.8	51	0	0	1	2	2	0-0	0	0	4	246	61.5	0	0	
Oct 03	SOUTH CAROLINA	4	142	35.5	54	0	0	1	1	3	1-2	34	0	3	193	64.3	2	1	
Oct 10	FLORIDA	9	395	43.9	53	0	0	5	2	2	0-1	0	0	4	246	61.5	0	1	
Oct 17	at Georgia	5	180	36.0	40	0	0	3	0	3	3-4	34	0	3	188	62.7	0	0	
Oct 24	at Vanderbilt	7	319	45.6	78	0	2	1	2	4	1-3	40	0	3	177	59.0	0	0	
Nov 05	MISSISSIPPI STATE	5	167	33.4	49	1	1	1	0	2	1-2	36	0	6	362	60.3	2	0	
Nov 14	vs BYU	4	186	46.5	54	0	0	0	2	1	1-1	23	0	4	244	61.0	0	0	
Opponents		66	2635	39.9	78	3	3	18	15	27	10-17	40	0	36	2220	61.7	6	2	
		64	2818	44.0	61	0	3	23	19	20	15-19	41	0	40	2515	62.9	18	1	

The Automated ScoreBook  
Mizzou Game Superlatives (as of Nov 15, 2015)  
All games

INDIVIDUAL GAME HIGHS

Rushes	26	Hansbrough, R. vs BYU (Nov 14, 2015)
Yards Rushing	117	Hansbrough, R. vs BYU (Nov 14, 2015)
TD Rushes	1	Mauk, Maty vs UConn (Sep 19, 2015)
	1	Witter, Ish vs South Carolina (Oct 03, 2015)
	1	Hansbrough, R. vs Mississippi State (Nov 05, 2015)
	1	Hunt, Tyler vs BYU (Nov 14, 2015)
Long Rush	72	Hunt, Tyler vs Mississippi State (Nov 05, 2015)
Pass attempts	39	Lock, Drew vs Florida (Oct 10, 2015)
Pass completions	21	Lock, Drew vs South Carolina (Oct 03, 2015)
Yards Passing	244	Lock, Drew vs BYU (Nov 14, 2015)
TD Passes	3	Mauk, Maty at Arkansas State (Sep 12, 2015)
Long Pass	78	Lock, Drew vs Southeast Missouri (Sep 05, 2015)
Receptions	6	Moore, J'Mon vs UConn (Sep 19, 2015)
	6	Brown, Nate vs South Carolina (Oct 03, 2015)
	6	Reese, Jason vs South Carolina (Oct 03, 2015)
Yards Receiving	78	Hunt, Tyler vs Southeast Missouri (Sep 05, 2015)
TD Receptions	2	Brown, Nate vs South Carolina (Oct 03, 2015)
Long Reception	78	Hunt, Tyler vs Southeast Missouri (Sep 05, 2015)
Field Goals	2	Baggett, Andrew vs Southeast Missouri (Sep 05, 2015)
	2	Baggett, Andrew at Arkansas State (Sep 12, 2015)
	2	Baggett, Andrew at Kentucky (Sep 26, 2015)
	2	Baggett, Andrew at Georgia (Oct 17, 2015)
	2	Baggett, Andrew vs Mississippi State (Nov 05, 2015)
	2	Baggett, Andrew vs BYU (Nov 14, 2015)
Long Field Goal	41	Baggett, Andrew at Arkansas State (Sep 12, 2015)
Punts	9	Fatony, Corey vs Florida (Oct 10, 2015)
	9	Fatony, Corey at Vanderbilt (Oct 24, 2015)
Punting Avg	49.8	Fatony, Corey at Arkansas State (Sep 12, 2015)
Long Punt	61	Fatony, Corey vs Florida (Oct 10, 2015)
	61	Fatony, Corey at Vanderbilt (Oct 24, 2015)
Punts inside 20	5	Fatony, Corey at Kentucky (Sep 26, 2015)
Long Punt Return	41	Penton, Aarion vs Southeast Missouri (Sep 05, 2015)
Long Kickoff Return	25	Stribling, F. vs Mississippi State (Nov 05, 2015)
	25	Gibson, John vs BYU (Nov 14, 2015)
Tackles	17	Brothers, K. at Georgia (Oct 17, 2015)
Sacks	2.0	Harris, Charles at Arkansas State (Sep 12, 2015)
	2.0	Brady, Walter vs UConn (Sep 19, 2015)
	2.0	Brady, Walter vs South Carolina (Oct 03, 2015)
Tackles For Loss	4.5	Harris, Charles at Arkansas State (Sep 12, 2015)
Interceptions	2	Brothers, K. at Arkansas State (Sep 12, 2015)



The Automated ScoreBook  
Mizzou Game Superlatives (as of Nov 15, 2015)  
All games

TEAM GAME HIGHS

Rushes	55	vs BYU (Nov 14, 2015)
Yards Rushing	215	vs Mississippi State (Nov 05, 2015)
Yards Per Rush	4.8	vs Mississippi State (Nov 05, 2015)
TD Rushes	1	vs UConn (Sep 19, 2015)
	1	vs South Carolina (Oct 03, 2015)
	1	vs Mississippi State (Nov 05, 2015)
	1	vs BYU (Nov 14, 2015)
Pass attempts	39	vs Florida (Oct 10, 2015)
Pass completions	21	vs South Carolina (Oct 03, 2015)
Yards Passing	319	vs Southeast Missouri (Sep 05, 2015)
Yards Per Pass	10.0	vs Southeast Missouri (Sep 05, 2015)
TD Passes	3	vs Southeast Missouri (Sep 05, 2015)
	3	at Arkansas State (Sep 12, 2015)
Total Plays	83	vs BYU (Nov 14, 2015)
Total Offense	434	vs BYU (Nov 14, 2015)
Yards Per Play	6.4	vs Southeast Missouri (Sep 05, 2015)
Points	34	vs Southeast Missouri (Sep 05, 2015)
Sacks By	5	vs Florida (Oct 10, 2015)
First Downs	24	at Kentucky (Sep 26, 2015)
Penalties	9	at Arkansas State (Sep 12, 2015)
Penalty Yards	91	vs BYU (Nov 14, 2015)
Turnovers	3	at Arkansas State (Sep 12, 2015)
Interceptions By	3	at Arkansas State (Sep 12, 2015)
	3	vs South Carolina (Oct 03, 2015)
Punts	9	vs Florida (Oct 10, 2015)
	9	at Vanderbilt (Oct 24, 2015)
Punting Avg	49.8	at Arkansas State (Sep 12, 2015)
Long Punt	61	vs Florida (Oct 10, 2015)
	61	at Vanderbilt (Oct 24, 2015)
Punts inside 20	5	at Kentucky (Sep 26, 2015)
Long Punt Return	41	vs Southeast Missouri (Sep 05, 2015)

The Automated ScoreBook  
Mizzou Game Superlatives (as of Nov 15, 2015)  
All games

OPPONENT INDIVIDUAL GAME HIGHS

Rushes	28	Kel. Taylor, vs Florida (Oct 10, 2015)
Yards Rushing	99	Kel. Taylor, vs Florida (Oct 10, 2015)
	99	Ralph Webb, at Vanderbilt (Oct 24, 2015)
TD Rushes	2	Kel. Taylor, vs Florida (Oct 10, 2015)
Long Rush	46	Ralph Webb, at Vanderbilt (Oct 24, 2015)
Pass attempts	41	MANGUM, Tanner, vs BYU (Nov 14, 2015)
Pass completions	27	Dak Prescott, vs Mississippi State (Nov 05, 2015)
Yards Passing	303	Dak Prescott, vs Mississippi State (Nov 05, 2015)
TD Passes	4	Dak Prescott, vs Mississippi State (Nov 05, 2015)
Long Pass	63	Dak Prescott, vs Mississippi State (Nov 05, 2015)
Receptions	11	Fred Ross, vs Mississippi State (Nov 05, 2015)
Yards Receiving	119	Garrett Johnson, at Kentucky (Sep 26, 2015)
TD Receptions	2	Houston, Tres, at Arkansas State (Sep 12, 2015)
	2	D. Wilson, vs Mississippi State (Nov 05, 2015)
Long Reception	63	D. Wilson, vs Mississippi State (Nov 05, 2015)
Field Goals	3	Marshall Morgan, at Georgia (Oct 17, 2015)
Long Field Goal	40	White, Drew, at Arkansas State (Sep 12, 2015)
	40	Tommy Openshaw, at Vanderbilt (Oct 24, 2015)
Punts	10	KNIGHT, Alex, vs Southeast Missouri (Sep 05, 2015)
Punting Avg	49.7	KNIGHT, Alex, vs Southeast Missouri (Sep 05, 2015)
Long Punt	78	Tommy Openshaw, at Vanderbilt (Oct 24, 2015)
Punts inside 20	6	KNIGHT, Alex, vs Southeast Missouri (Sep 05, 2015)
Long Punt Return	19	Terry Godwin, at Georgia (Oct 17, 2015)
Long Kickoff Return	69	B. Holloway, vs Mississippi State (Nov 05, 2015)
Tackles	12	Lain, Khari, at Arkansas State (Sep 12, 2015)
	12	Skai Moore, vs South Carolina (Oct 03, 2015)
Sacks	2.0	Richie Brown, vs Mississippi State (Nov 05, 2015)
Tackles For Loss	3.0	KAUFUSI, Bronson, vs BYU (Nov 14, 2015)
Interceptions	1	MOORE, Eriq, vs Southeast Missouri (Sep 05, 2015)
	1	Hayes, Rocky, at Arkansas State (Sep 12, 2015)
	1	Sentimore, Bo, at Arkansas State (Sep 12, 2015)
	1	Humes, Chris, at Arkansas State (Sep 12, 2015)
	1	WILLIAMS, Jhav., vs UConn (Sep 19, 2015)
	1	J. Tabor, vs Florida (Oct 10, 2015)
	1	M. Maye, vs Florida (Oct 10, 2015)
	1	Gerri Green, vs Mississippi State (Nov 05, 2015)
	1	Kivon Coman, vs Mississippi State (Nov 05, 2015)
	1	HANNEMANN, Micah, vs BYU (Nov 14, 2015)

The Automated ScoreBook  
Mizzou Game Superlatives (as of Nov 15, 2015)  
All games

OPPONENT TEAM GAME HIGHS

Rushes	49	at Vanderbilt (Oct 24, 2015)
Yards Rushing	168	at Vanderbilt (Oct 24, 2015)
Yards Per Rush	3.5	vs Mississippi State (Nov 05, 2015)
TD Rushes	2	vs Florida (Oct 10, 2015)
Pass attempts	41	vs Mississippi State (Nov 05, 2015)
	41	vs BYU (Nov 14, 2015)
Pass completions	27	vs Mississippi State (Nov 05, 2015)
Yards Passing	303	vs Mississippi State (Nov 05, 2015)
Yards Per Pass	9.2	at Kentucky (Sep 26, 2015)
TD Passes	4	vs Mississippi State (Nov 05, 2015)
Total Plays	77	vs Florida (Oct 10, 2015)
	77	at Georgia (Oct 17, 2015)
	77	at Vanderbilt (Oct 24, 2015)
	77	vs Mississippi State (Nov 05, 2015)
Total Offense	430	vs Mississippi State (Nov 05, 2015)
Yards Per Play	5.7	at Kentucky (Sep 26, 2015)
Points	31	vs Mississippi State (Nov 05, 2015)
Sacks By	5	vs Mississippi State (Nov 05, 2015)
First Downs	23	vs Florida (Oct 10, 2015)
	23	vs Mississippi State (Nov 05, 2015)
Penalties	10	vs Southeast Missouri (Sep 05, 2015)
Penalty Yards	103	vs Southeast Missouri (Sep 05, 2015)
Turnovers	3	at Arkansas State (Sep 12, 2015)
	3	vs South Carolina (Oct 03, 2015)
Interceptions By	3	at Arkansas State (Sep 12, 2015)
Punts	12	vs Southeast Missouri (Sep 05, 2015)
Punting Avg	46.5	vs BYU (Nov 14, 2015)
Long Punt	78	at Vanderbilt (Oct 24, 2015)
Punts inside 20	6	vs Southeast Missouri (Sep 05, 2015)
Long Punt Return	19	at Georgia (Oct 17, 2015)



				Times	Times	Total		Rush	Pass	FGs	Failed to score inside RZ					
Date	Opponent	Score		In RZ	Scored	Pts	TDs	TDs	TDs	Made	FGA	Down	Int	Fumb	Half	Game
Sep 05, 2015	SOUTHEAST MISSOURI	W 34-3		1	1	3	0	0	0	1	0	0	0	0	0	0
Sep 12, 2015	at Arkansas State	W 27-20		4	4	20	2	0	2	2	0	0	0	0	0	0
Sep 19, 2015	UCONN	W 9-6		1	1	6	1	1	0	0	0	0	0	0	0	0
Sep 26, 2015	at Kentucky	L 13-21		3	3	21	3	1	2	0	0	0	0	0	0	0
Oct 03, 2015	SOUTH CAROLINA	W 24-10		3	2	10	1	0	1	1	1	0	0	0	0	0
Oct 10, 2015	FLORIDA	L 3-21		3	2	14	2	2	0	0	1	0	0	0	0	0
Oct 17, 2015	at Georgia	L 6-9		5	3	9	0	0	0	3	1	0	0	0	1	0
Oct 24, 2015	at Vanderbilt	L 3-10		3	2	10	1	1	0	1	1	0	0	0	0	0
Nov 05, 2015	MISSISSIPPI STATE	L 13-31		3	3	17	2	0	2	1	0	0	0	0	0	0
Nov 14, 2015	vs BYU	W 20-16		4	3	16	2	1	1	1	0	0	0	1	0	0
Totals				30	24	126	14	6	8	10	4	0	0	1	1	0
24 of 30 (80.0%)																

The Automated ScoreBook  
Mizzou By-Quarter Statistics (as of Nov 15, 2015)  
All games

3rd-Down Conversions

Date	Opponent	Score	Overall		1st Qtr		2nd Qtr		3rd Qtr		4th Qtr		Overtime	
Sep 05, 2015	SOUTHEAST MISSOURI	W 34-3	5-13	38.5	2-3	66.7	1-4	25.0	0-2	0.0	2-4	50.0		
Sep 12, 2015	at Arkansas State	W 27-20	5-15	33.3	2-4	50.0	0-2	0.0	2-4	50.0	1-5	20.0		
Sep 19, 2015	UCONN	W 9-6	5-15	33.3	1-4	25.0	1-4	25.0	3-4	75.0	0-3	0.0		
Sep 26, 2015	at Kentucky	L 13-21	6-14	42.9	2-3	66.7	1-3	33.3	2-5	40.0	1-3	33.3		
Oct 03, 2015	SOUTH CAROLINA	W 24-10	9-16	56.2	3-6	50.0	2-3	66.7	1-3	33.3	3-4	75.0		
Oct 10, 2015	FLORIDA	L 3-21	1-14	7.1	0-2	0.0	0-3	0.0	0-6	0.0	1-3	33.3		
Oct 17, 2015	at Georgia	L 6-9	2-13	15.4	0-3	0.0	2-4	50.0	0-3	0.0	0-3	0.0		
Oct 24, 2015	at Vanderbilt	L 3-10	0-14	0.0	0-4	0.0	0-3	0.0	0-4	0.0	0-3	0.0		
Nov 05, 2015	MISSISSIPPI STATE	L 13-31	5-16	31.2	2-6	33.3	1-4	25.0	0-2	0.0	2-4	50.0		
Nov 14, 2015	vs BYU	W 20-16	13-20	65.0	3-6	50.0	3-6	50.0	2-2	100.0	5-6	83.3		
Mizzou			51-150	34.0	15-41	36.6	11-36	30.6	10-35	28.6	15-38	39.5	0-0	0.0
Opponents			61-157	38.9	12-35	34.3	24-48	50.0	10-35	28.6	15-39	38.5	0-0	0.0

4th-Down Conversions

Date	Opponent	Score	Overall		1st Qtr		2nd Qtr		3rd Qtr		4th Qtr		Overtime	
Sep 05, 2015	SOUTHEAST MISSOURI	W 34-3	0-1	0.0	0-0	0.0	0-0	0.0	0-0	0.0	0-1	0.0		
Sep 12, 2015	at Arkansas State	W 27-20	0-0	0.0	0-0	0.0	0-0	0.0	0-0	0.0	0-0	0.0		
Sep 19, 2015	UCONN	W 9-6	1-3	33.3	0-0	0.0	0-0	0.0	1-1	100.0	0-2	0.0		
Sep 26, 2015	at Kentucky	L 13-21	0-0	0.0	0-0	0.0	0-0	0.0	0-0	0.0	0-0	0.0		
Oct 03, 2015	SOUTH CAROLINA	W 24-10	1-1	100.0	1-1	100.0	0-0	0.0	0-0	0.0	0-0	0.0		
Oct 10, 2015	FLORIDA	L 3-21	0-1	0.0	0-0	0.0	0-0	0.0	0-0	0.0	0-1	0.0		
Oct 17, 2015	at Georgia	L 6-9	0-1	0.0	0-0	0.0	0-0	0.0	0-0	0.0	0-1	0.0		
Oct 24, 2015	at Vanderbilt	L 3-10	1-2	50.0	0-0	0.0	0-0	0.0	1-1	100.0	0-1	0.0		
Nov 05, 2015	MISSISSIPPI STATE	L 13-31	0-2	0.0	0-0	0.0	0-0	0.0	0-0	0.0	0-2	0.0		
Nov 14, 2015	vs BYU	W 20-16	1-1	100.0	0-0	0.0	1-1	100.0	0-0	0.0	0-0	0.0		
Mizzou			4-12	33.3	1-1	100.0	1-1	100.0	2-2	100.0	0-8	0.0	0-0	0.0
Opponents			4-10	40.0	0-1	0.0	3-6	50.0	0-0	0.0	1-3	33.3	0-0	0.0

Time of Possession

Date	Opponent	Score	Overall		1st Qtr		2nd Qtr		3rd Qtr		4th Qtr		Overtime	
Sep 05, 2015	SOUTHEAST MISSOURI	W 34-3	28:07		7:05		5:17		8:21		7:24			
Sep 12, 2015	at Arkansas State	W 27-20	28:00		7:21		5:00		8:00		7:39			
Sep 19, 2015	UCONN	W 9-6	29:42		7:58		6:25		8:30		6:49			
Sep 26, 2015	at Kentucky	L 13-21	28:58		8:58		5:21		8:18		6:21			
Oct 03, 2015	SOUTH CAROLINA	W 24-10	31:56		9:35		6:28		5:28		10:25			
Oct 10, 2015	FLORIDA	L 3-21	22:07		4:30		5:59		6:35		5:03			
Oct 17, 2015	at Georgia	L 6-9	21:05		5:21		6:35		4:25		4:44			
Oct 24, 2015	at Vanderbilt	L 3-10	21:36		7:01		4:15		6:11		4:09			
Nov 05, 2015	MISSISSIPPI STATE	L 13-31	30:22		8:11		9:36		5:34		7:01			
Nov 14, 2015	vs BYU	W 20-16	39:04		11:18		9:17		7:28		11:01			
Mizzou			Total	280:57	77:18		64:13		68:50		70:36		0:00	
			Avg.	28:05	7:43		6:25		6:53		7:03		0:00	
Opponents			Total	319:03	72:42		85:47		81:10		79:24		0:00	
			Avg.	31:54	7:16		8:34		8:07		7:56		0:00	

The Automated ScoreBook  
Mizzou Games Played (as of Nov 15, 2015)

All games

##	PLAYER	GP-GS	SEMO	ASU	UCONN	UK	SC	UF	UGA	VANDY	MS	BYU
39	Abbington, C.	8/-	XXX	...	XXX	XXX	XXX	XXX	...	XXX	XXX	XXX
57	Abeln, Alec	7/2	START	START	XXX	...	XXX	XXX	...	XXX	...	XXX
64	Adams, Paul	1/-	XXX	...	...	...	...	...	...	...	...	...
97	Augusta, Josh	10/10	START	START	START	START	START	START	START	START	START	START
99	Baggett, Andrew	10/-	XXX	XXX	XXX	XXX	XXX	XXX	XXX	XXX	XXX	XXX
52	Bailey,Sam	3/-	...	...	...	...	XXX	...	XXX	...	XXX	...
79	Beckner, Terry	10/5	XXX	XXX	XXX	START	START	START	XXX	XXX	START	START
38	Beisel, Eric	10/-	XXX	XXX	XXX	XXX	XXX	XXX	XXX	XXX	XXX	XXX
13	Berkstresser, C	6/-	XXX	...	XXX	XXX	XXX	XXX	...	XXX	...	...
17	Blair, DeSean	5/-	XXX	XXX	...	...	...	XXX	...	...	XXX	XXX
11	Blanton, K.	7/-	...	XXX	...	XXX	XXX	XXX	...	XXX	XXX	XXX
77	Boehm, Evan	10/10	START	START	START	START	START	START	START	START	START	START
6D	Brady, Walter	10/7	XXX	XXX	XXX	START	START	START	START	START	START	START
26	Brents, Jake	1/-	XXX	...	...	...	...	...	...	...	...	...
1X	Brothers, K.	10/10	START	START	START	START	START	START	START	START	START	START
2	Brown, Nate	10/9	START	START	START	START	XXX	START	START	START	START	START
3X	Browning, C.	9/-	...	XXX	XXX	XXX	XXX	XXX	XXX	XXX	XXX	XXX
34	Burkett, Joey	10/-	XXX	XXX	XXX	XXX	XXX	XXX	XXX	XXX	XXX	XXX
62	Chappell, T.	10/8	XXX	XXX	START	START	START	START	START	START	START	START
28	Cheadle, Logan	9/-	XXX	...	XXX	XXX	XXX	XXX	XXX	XXX	XXX	XXX
90	Coffman, Nick	1/-	...	...	...	...	...	...	...	...	XXX	...
55	Crawford, Nate	9/7	START	START	START	START	...	XXX	XXX	START	START	START
70	Cuellar, Malik	8/-	XXX	XXX	XXX	XXX	...	XXX	...	XXX	XXX	XXX
80	Culkin, Sean	8/8	START	START	START	START	...	...	START	START	START	START
7X	Dennis, Kenya	10/9	START	START	START	START	START	START	XXX	START	START	START
15	Dilosa, K.	9/1	START	XXX	...	XXX	XXX	XXX	XXX	XXX	XXX	XXX
82	Echard, Clayton	9/1	XXX	XXX	XXX	XXX	START	XXX	XXX	XXX	XXX	...
68	Fairchild, Mike	1/-	...	...	...	...	...	XXX	...	...	...	...
6Z	Fatony, Corey	10/-	XXX	XXX	XXX	XXX	XXX	XXX	XXX	XXX	XXX	XXX
6Y	Frazier, M.	10/3	START	START	START	XXX	XXX	XXX	XXX	XXX	XXX	XXX
5X	Gibson, John	10/-	XXX	XXX	XXX	XXX	XXX	XXX	XXX	XXX	XXX	XXX
40	Green, Clarence	9/-	XXX	XXX	XXX	XXX	XXX	XXX	...	XXX	XXX	XXX
84	Hall, Emanuel	9/-	XXX	...	XXX	XXX	XXX	XXX	XXX	XXX	XXX	XXX
73	Hall, Mitch	10/10	START	START	START	START	START	START	START	START	START	START
24	Hall, Terez	10/-	XXX	XXX	XXX	XXX	XXX	XXX	XXX	XXX	XXX	XXX
32	Hansbrough, R.	9/9	START	START	...	START	START	START	START	START	START	START
91	Harris, Charles	10/10	START	START	START	START	START	START	START	START	START	START
95	Hatley, Rickey	9/5	START	START	START	XXX	XXX	XXX	START	START	...	XXX
33	Hilton, Cam	10/1	XXX	XXX	XXX	XXX	XXX	START	XXX	XXX	XXX	XXX
1D	Hines, A.	7/-	...	...	XXX	...	XXX	XXX	XXX	XXX	XXX	XXX
88	Howard, Nate	9/-	XXX	XXX	XXX	XXX	XXX	XXX	XXX	...	XXX	XXX
35	Hunt, Tyler	10/-	XXX	XXX	XXX	XXX	XXX	XXX	XXX	XXX	XXX	XXX
86	Hurell, Jake	8/-	XXX	XXX	XXX	...	XXX	XXX	...	XXX	XXX	XXX
5Y	Jones, Grant	9/-	XXX	XXX	XXX	...	XXX	XXX	XXX	XXX	XXX	XXX
41	Laurent, Eric	4/-	XXX	XXX	XXX	...	XXX	...	...	...	...	...
4X	Lee, Brandon	9/-	XXX	XXX	XXX	...	XXX	XXX	XXX	XXX	XXX	XXX
18	Leftwich, W.	9/9	...	START	START	START	START	START	START	START	START	START



The Automated ScoreBook  
Mizzou Games Played (as of Nov 15, 2015)  
All games

[illegible]

The Automated ScoreBook  
Mizzou Total Tackles Game-by-Game (as of Nov 15, 2015)  
All games

Total Tackles	UA-A	Total	SEMO	ASU	UCONN	UK	SC	UF	UGA	VANDY	MS	BYU
Brothers, K. LB	61-67	128	8-8	10-6	6-4	2-8	2-5	9-6	5-12	7-5	7-7	5-6
Scherer, M. LB	36-39	75	1-2	6-4	1-1	3-6	4-5	8-2	3-9	4-4	2-2	4-4
Sherrils, A.	37-19	56	2-1	6-0	3-0	2-3	3-2	5-3	2-4	5-3	5-3	4-0
Penton, Aarion CB	31-18	49	4-3	1-1	3-2	3-2	4-1	1-1	3-3	4-4	5-1	3-0
Harris, Charles DE	27-20	47	2-2	5-1	3-0	2-4	1-3	5-1	2-7	5-1	1-1	1-0
Newsom, Donavin LB	25-20	45	2-4	4-0	0-1	6-1	0-3	3-0	3-5	2-3	2-1	3-2
Simon, Ian	24-11	35	3-1	4-1	2-1	-	2-1	2-0	5-4	3-1	2-1	1-1
Brady, Walter DL	16-14	30	1-0	2-0	2-0	1-4	3-0	3-1	2-5	-	1-3	1-1
Dennis, Kenya CB	27-3	30	4-0	1-0	5-0	2-1	5-1	3-0	2-0	1-1	3-0	1-0
Beckner, Terry DL	13-14	27	0-4	-	2-0	1-2	-	1-0	2-4	5-2	2-2	-
Green, Clarence LB	10-13	23	3-2	1-0	1-1	3-5	2-0	-	DNP	0-2	0-3	-
Augusta, Josh DT	13-8	21	-	1-1	2-0	1-1	2-0	2-0	1-1	2-1	2-2	0-2
Hatley, Rickey DT	7-11	18	0-3	1-1	1-2	-	2-1	3-2	0-2	-	DNP	-
Frazier, M. DL	10-7	17	-	2-1	1-0	0-1	1-1	0-1	2-0	1-1	1-2	2-0
Gibson, John CB	7-5	12	1-0	1-1	-	2-1	-	2-1	0-1	0-1	1-0	-
Cheadle, Logan CB	6-6	12	-	DNP	0-2	1-2	-	1-0	-	1-1	2-0	1-1
Wilson, Thomas	6-6	12	1-0	0-1	1-0	1-0	-	-	0-3	1-2	2-0	-
Howard, Nate	5-6	11	1-1	0-1	1-0	-	1-0	0-1	0-2	DNP	2-0	0-1
Logan, A.J. DT	4-7	11	0-1	-	1-0	0-2	0-1	1-1	0-1	1-0	1-1	-
Burkett, Joey LB	5-4	9	3-3	1-0	-	0-1	-	-	-	-	-	1-0
Browning, C.	4-5	9	DNP	2-0	-	1-2	1-1	-	0-1	0-1	-	-
Hall, Terez LB	3-3	6	1-0	-	-	-	0-1	-	2-1	0-1	-	-
Lee, Brandon LB	1-4	5	0-1	-	-	DNP	-	1-0	-	0-2	0-1	-
Fatony, Corey	2-2	4	-	1-0	-	-	-	-	0-2	-	-	1-0
Echard, Clayton	1-3	4	-	-	-	-	-	-	0-1	1-1	0-1	DNP
Moore, Josh DL	3-1	4	-	-	1-0	DNP	1-0	-	-	1-0	0-1	-
Hilton, Cam DB	1-2	3	-	-	-	-	-	-	0-1	0-1	-	1-0
Beisel, Eric LB	2-0	2	-	-	-	-	-	1-0	-	-	-	1-0
Ross, Tavon DB	1-1	2	1-1	DNP	-	DNP	-	-	-	-	-	DNP
Hines, A. CB	1-1	2	DNP	DNP	-	DNP	-	-	0-1	1-0	-	-
Team	1-0	1	1-0	-	-	-	-	-	-	-	-	-
Hunt, Tyler	1-0	1	-	-	-	-	-	-	-	-	-	1-0
Williams, S. DL	1-0	1	DNP	DNP	DNP	DNP	DNP	-	-	1-0	DNP	-
Lock, Drew	1-0	1	-	1-0	-	-	-	-	-	-	-	-
McGovern, C.	1-0	1	-	-	-	-	-	-	-	-	-	1-0
Jones, Grant LB	0-1	1	0-1	-	-	DNP	-	-	-	-	-	-
Richard, T.	1-0	1	1-0	-	DNP	-	DNP	DNP	DNP	DNP	DNP	DNP
Serrano, Eddie DE	0-1	1	DNP	0-1	DNP	DNP	DNP	DNP	DNP	DNP	DNP	DNP
Leftwich, W.	1-0	1	DNP	-	-	-	-	-	-	-	1-0	-
Culkin, Sean	1-0	1	-	-	1-0	-	DNP	DNP	-	-	-	-
Witter, Ish	1-0	1	-	1-0	-	-	-	-	-	-	-	-
Hurell, Jake	1-0	1	-	-	-	DNP	-	-	DNP	1-0	-	-

The Automated ScoreBook  
Mizzou Passing Game-by-Game (as of Nov 15, 2015)  
All games

#3 Lock, Drew	Comp	Att	Int	Pct	Yards	TD	Long	Sacked	Effic
Southeast Missouri	6	10	0	60.0	138	1	78	1-5	208.92
Arkansas State	0	1	1	0.0	0	0	0	0-0	-200.00
UConn	6	9	0	66.7	40	0	11	0-0	104.00
Kentucky	3	5	0	60.0	47	0	28	1-15	138.96
South Carolina	21	28	0	75.0	136	2	17	2-16	139.37
Florida	16	39	2	41.0	151	0	32	3-27	63.29
Georgia	11	26	0	42.3	143	0	33	4-16	88.51
Vanderbilt	14	34	0	41.2	108	0	17	4-26	67.86
Mississippi State	11	26	2	42.3	107	0	35	5-35	61.49
BYU	19	28	1	67.9	244	1	49	0-0	145.70
TOTALS	107	206	6	51.9	1114	4	78	20-140	97.95

#7 Mauk, Maty	Comp	Att	Int	Pct	Yards	TD	Long	Sacked	Effic
Southeast Missouri	12	22	1	54.5	181	2	27	2-5	144.56
Arkansas State	16	36	2	44.4	148	3	32	1-9	95.37
UConn	14	22	1	63.6	145	0	51	1-2	109.91
Kentucky	15	30	0	50.0	180	1	28	1-4	111.40
TOTALS	57	110	4	51.8	654	6	51	5-20	112.49

The Automated ScoreBook  
Mizzou Rushing/Receiving Game-by-Game (as of Nov 15, 2015)  
All games

RUSHING	No-Yds/TD	SEMO	ASU	UCONN	UK	SC	UF	UGA	VANDY	MS	BYU
Witter, Ish	114-457/1	13-33/0	12-50/0	17-54/0	11-50/0	17-98/1	11-39/0	6-15/0	2-3/0	12-81/0	13-34/0
Hansbrough, R. TB	94-381/1	2-23/0	5-15/0	DNP	6-11/0	11-43/0	9-74/0	11-24/0	8-12/0	16-62/1	26-117/0
Hunt, Tyler TB	30-153/1	5-20/0	2-4/0	1-2/0	2-6/0	3-17/0	1-5/0	-	-	6-85/0	10-14/1
Mauk, Maty QB	36-145/1	6-8/0	10-75/0	9-13/1	11-49/0	DNP	DNP	-	DNP	DNP	DNP
Abbingtion, C. TB	6-39/0	1-5/0	DNP	2-14/0	1--1/0	1-9/0	1-12/0	DNP	-	-	-
Fatony, Corey	1-26/0	-	-	-	-	-	-	-	1-26/0	-	-
Steward, Morgan TB	10-18/0	5-14/0	2-0/0	3-4/0	DNP	DNP	DNP	DNP	DNP	DNP	DNP
Wingo, Ray	2-4/0	-	-	-	-	-	-	-	DNP	1-3/0	1-1/0
Lock, Drew QB	39-0/0	1--5/0	-	-	2--4/0	7-0/0	4--24/0	4--16/0	8-39/0	10--16/0	3-26/0
Team	11--14/0	-	3--4/0	2--2/0	DNP	3--4/0	DNP	1--2/0	DNP	DNP	2--2/0

RECEIVING	No-Yds/TD	SEMO	ASU	UCONN	UK	SC	UF	UGA	VANDY	MS	BYU
Brown, Nate WR	25-316/4	3-69/1	4-46/1	2-10/0	2-34/0	6-33/2	1-8/0	2-51/0	-	-	5-65/0
Moore, J'Mon WR	26-301/3	3-74/1	2-17/0	6-39/0	2-24/1	2-19/0	1-32/0	-	4-30/0	3-17/0	3-49/1
Hunt, Tyler TB	6-203/1	1-78/1	-	1-51/0	2-37/0	-	-	-	-	1-35/0	1-2/0
Leftwich, W. WR	17-195/1	DNP	1-32/1	2-12/0	3-44/0	2-13/0	3-39/0	1-8/0	3-38/0	-	2-9/0
Witter, Ish	14-146/0	1-5/0	3-10/0	3-31/0	-	-	4-29/0	1-14/0	-	-	2-57/0
Culkin, Sean TE	16-139/1	3-29/0	5-46/1	3-22/0	1-4/0	DNP	DNP	2-16/0	-	1-6/0	1-16/0
Reese, Jason TE	13-121/0	1-5/0	-	-	3-40/0	6-47/0	1-9/0	-	-	1-9/0	1-11/0
Hilton, Cam	6-80/0	-	-	-	-	1-9/0	-	2-35/0	-	-	3-36/0
Dilosa, K. WR	10-65/0	3-25/0	-	DNP	3-24/0	-	1-3/0	1--4/0	2-17/0	-	-
Hall, Emanuel WR	8-64/0	1-9/0	DNP	1-3/0	-	-	1-13/0	-	1-6/0	3-34/0	1--1/0
Hansbrough, R. TB	12-62/0	-	-	DNP	1-7/0	3-9/0	1-1/0	2-23/0	4-17/0	1-5/0	-
Blair, DeSean WR	2-25/0	1-21/0	-	DNP	DNP	DNP	1-4/0	DNP	DNP	-	-
Wingo, Ray	4-24/0	-	1--3/0	1-13/0	1-13/0	-	-	-	DNP	1-1/0	-
Echard, Clayton TE	2-14/0	-	-	-	-	1-6/0	1-8/0	-	-	-	DNP
Abbingtion, C. TB	1-5/0	-	DNP	-	-	-	1-5/0	DNP	-	-	-
Laurent, Eric WR	1-4/0	-	-	1-4/0	DNP	-	DNP	DNP	DNP	DNP	DNP
Richard, T. WR	1-4/0	1-4/0	-	DNP	-	DNP	DNP	DNP	DNP	DNP	DNP



The Automated ScoreBook  
Mizzou Return Stats Game-by-Game (as of Nov 15, 2015)  
All games

PUNT RETURNS	No-Yds	SEMO	ASU	UCONN	UK	SC	UF	UGA	VANDY	MS	BYU
Penton, Aarion	9-82	4-66	2-10	1-0	2-6	-	-	-	-	-	-
Hilton, Cam	6-21	-	-	-	-	1-10	2-2	1-0	2-9	-	-
Brothers, K.	2-14	1-6	-	-	-	-	-	-	-	1-8	-
Green, Clarence	1-8	-	-	1-8	-	-	-	DNP	-	-	-
Simon, Ian	2-4	-	-	-	-	-	-	-	-	-	2-4
Ross, Tavon	1-5	-	DNP	1-5	DNP	-	-	-	-	-	DNP

KICK RETURNS	No-Yds	SEMO	ASU	UCONN	UK	SC	UF	UGA	VANDY	MS	BYU
Gibson, John	11-161	-	-	-	1-9	-	3-38	3-41	1-11	1-22	2-40
Sherrils, A.	8-142	1-19	3-55	1-19	3-49	-	-	-	-	-	-
Stribling, F.	5-86	-	-	DNP	DNP	DNP	DNP	DNP	1-23	2-31	2-32
Brown, Nate	1-16	-	-	-	-	-	-	-	1-16	-	-
Hilton, Cam	1-13	-	-	1-13	-	-	-	-	-	-	-
Penton, Aarion	1-12	-	-	1-12	-	-	-	-	-	-	-
Reese, Jason	1-8	-	-	-	-	-	-	-	-	1-8	-

INT. RETURNS	No-Yds	SEMO	ASU	UCONN	UK	SC	UF	UGA	VANDY	MS	BYU
Simon, Ian	2-39	-	-	-	-	1-0	-	1-39	-	-	-
Brothers, K.	2-9	-	2-9	-	-	-	-	-	-	-	-
Dennis, Kenya	1-1	-	-	-	-	1-1	-	-	-	-	-
Gibson, John	1-35	-	1-35	-	-	-	-	-	-	-	-
Sherrils, A.	1-50	-	-	1-50	-	-	-	-	-	-	-
Brady, Walter	1-22	-	-	-	-	1-22	-	-	-	-	-

FUMBLE RETURNS	No-Yds	SEMO	ASU	UCONN	UK	SC	UF	UGA	VANDY	MS	BYU
----------------	--------	------	-----	-------	----	----	----	-----	-------	----	-----

[illegible]

The Automated ScoreBook  
Mizzou Tackle For Loss Game-by-Game (as of Nov 15, 2015)  
All games

TACKLES FOR LOSS	UA-A	Total	SEMO	ASU	UCONN	UK	SC	UF	UGA	VANDY	MS	BYU
Harris, Charles DE	15-4	17.0	1.5-5	4.5-24	2.0-2	1.5-3	-	2.0-12	1.0-10	3.0-13	1.5-11	-
Brady, Walter DL	10-2	11.0	1.0-3	1.0-5	2.0-10	1.5-3	2.0-17	1.0-3	1.0-1	-	1.0-9	0.5-0
Brothers, K. LB	5-7	8.5	1.5-5	1.5-3	-	-	1.5-6	1.0-2	-	1.5-7	0.5-1	1.0-3
Beckner, Terry DL	5-6	8.0	1.0-4	-	1.0-4	1.0-1	-	1.0-1	1.0-2	2.0-10	1.0-1	-
Newsom, Donavin LB	6-3	7.5	-	1.0-3	-	2.0-13	0.5-3	2.0-13	1.0-4	0.5-1	-	0.5-1
Augusta, Josh DT	6-2	7.0	-	-	2.0-5	-	1.0-2	1.0-1	1.0-2	-	2.0-4	-
Frazier, M. DL	5-2	6.0	-	1.5-11	1.0-1	-	1.0-5	-	1.0-3	-	0.5-1	1.0-6
Scherer, M. LB	4-4	6.0	0.5-0	3.0-9	-	0.5-0	1.0-2	-	-	-	-	1.0-1
Sherrils, A.	3-1	3.5	-	1.0-1	-	-	-	-	-	-	2.5-9	-
Penton, Aarion CB	1-3	2.5	1.0-4	0.5-2	-	-	-	-	1.0-2	-	-	-
Hatley, Rickey DT	1-3	2.5	1.0-2	0.5-1	-	-	-	1.0-2	-	-	DNP	-
Logan, A.J. DT	2-0	2.0	-	-	1.0-4	-	-	-	-	-	1.0-2	-
Dennis, Kenya CB	2-0	2.0	1.0-10	-	-	-	-	-	1.0-5	-	-	-
Howard, Nate	1-1	1.5	1.5-6	-	-	-	-	-	-	DNP	-	-
Cheadle, Logan CB	1-0	1.0	-	DNP	-	-	-	-	-	-	1.0-3	-
Wilson, Thomas	0-1	0.5	-	0.5-1	-	-	-	-	-	-	-	-
Green, Clarence LB	0-1	0.5	-	-	-	0.5-1	-	-	DNP	-	-	-

All games

FUMBLES	No-Lost	SEMO	ASU	UCONN	UK	SC	UF	UGA	VANDY	MS	BYU
Mauk, Maty QB	3-0	-	2-0	1-0	-	DNP	DNP	-	DNP	DNP	DNP
Hansbrough, R. TB	2-0	-	-	DNP	1-0	-	-	-	1-0	-	-
Hilton, Cam	2-2	-	-	-	-	-	-	1-1	1-1	-	-
Witter, Ish	1-1	-	-	-	-	-	-	-	-	-	1-1
Lock, Drew QB	1-0	-	-	-	-	1-0	-	-	-	-	-
Ross, Tavon	1-1	-	DNP	1-1	DNP	-	-	-	-	-	DNP
Hunt, Tyler TB	1-0	-	-	-	-	-	-	-	-	-	1-0
Penton, Aarion	1-0	1-0	-	-	-	-	-	-	-	-	-
Stribling, F.	1-0	-	-	DNP	DNP	DNP	DNP	DNP	-	1-0	-
Team	1-0	-	-	-	DNP	-	DNP	1-0	DNP	DNP	-

FUMBLES FORCED	Number	SEMO	ASU	UCONN	UK	SC	UF	UGA	VANDY	MS	BYU
Harris, Charles	2	1	-	-	-	-	-	-	1	-	-
Frazier, M.	1	-	-	-	-	-	-	-	-	-	1
Logan, A.J.	1	-	-	1	-	-	-	-	-	-	-
Brothers, K.	1	-	-	-	-	-	-	-	-	1	-
Sherrills, A.	1	-	-	1	-	-	-	-	-	-	-
Newsom, Donavin	1	-	-	-	-	-	-	-	-	1	-
Brady, Walter	1	-	-	-	-	-	-	-	-	1	-
Penton, Aaron	1	-	-	-	1	-	-	-	-	-	-

[illegible]