



BACK-TO-BACK SEC EAST CHAMPIONS // FIFTH-MOST WINS AMONG POWER 5 SINCE 2007 // #MIZZOUMADE

2015 SCHEDULE

DATE	OPPONENT	TV	SCORE/TIME (CT)
SEPT. 5	Southeast Missouri	SEC NETWORK+	W, 34-3
SEPT. 12	at Arkansas St.	ESPN3	W, 27-20
SEPT. 19	UCONN	ESPN	W, 9-6
SEPT. 26	at Kentucky	SEC Network	L, 21-13
OCT. 3	SOUTH CAROLINA	SEC NETWORK	W, 24-10
OCT. 10	#11/12 FLORIDA	SEC NETWORK	L, 21-3
OCT. 17	at Georgia	SEC Network	L, 9-6
OCT. 24	at Vanderbilt	SEC Network	L, 10-3
OCT. 31	OPEN DATE		
NOV. 5	MISSISSIPPI ST.	ESPN	8 PM
NOV. 14	BYU (in Kansas City)*	TBA	TBA
NOV. 21	TENNESSEE	TBA	TBA
Nov. 27	at Arkansas	CBS	1:30 P.M.

Bold denotes home games in Columbia, Mo., at Memorial Stadium

All times listed are central

* - Nov. 14 game vs. BYU will be played at Arrowhead Stadium in

Kansas City, Mo., home of the NFL's Kansas City Chiefs

• Mizzou's record at NFL stadiums under Pinkel (9-1)

GAME

9

MIZZOU TIGERS (4-4, 1-4 SEC) vs. #24/25 MISSISSIPPI ST. (6-2, 2-2 SEC)

THURSDAY, NOV. 5, 2015 // 8 PM (CT) // MEMORIAL STADIUM



@MizzouFootball

4-4 (1-4 SEC)

PTS/GAME	14.9
PTS ALLOWED/GAME	12.5
RUSH YDS/GAME	100.5
RUSH YDS ALLOWED/GAME	120.5
PASSING YDS/GAME	177.1
PASSING YDS ALLOWED/GAME	161.6
TOTAL OFFENSE/GAME	277.6
TOTAL OFFENSE ALLOWED/GAME	282.1
TIME OF POSSESSION	26:26
3RD DOWN	33-of-114 (29%)
RED ZONE SCORES	15-of-18

HEAD COACH	Gary Pinkel (Kent St., '73)
SEASON RECORD	4-4 (15th Season)
CAREER	190-107-3 (25th) // 117-70 at MU
RECORD VS. MISSISSIPPI STATE	0-0

SERIES INFORMATION

ALL-TIME SERIES	Third meeting
IN COLUMBIA	1-0
IN STARKVILLE	0-0
NEUTRAL SITE	1-0
LAST MEETING	Mizzou 47-30
	1984 in Columbia

FOLLOW #MIZZOU

ON TELEVISION	ESPN
	8 PM
	Joe Tessitore (Play-by-Play)
	Jesse Palmer, David Pollack (Analysts)
	Kaylee Hartung (Sideline)
ON RADIO	Tiger Radio Network
	Mike Kelly (Play-by-Play)
	Howard Richards (Analyst)
	Chris Gervino (Sideline)
	Sirius (81); XM (81)
ONLINE	@MizzouFootball
	MUTigers.com
	Mizzou.StatBroadcast.com



@HailStateFB

6-2 (2-2 SEC)

PTS/GAME	35.1
PTS ALLOWED/GAME	17.8
RUSH YDS/GAME	149.6
RUSH YDS ALLOWED/GAME	161.8
PASSING YDS/GAME	295.5
PASSING YDS ALLOWED/GAME	213.5
TOTAL OFFENSE/GAME	445.1
TOTAL OFFENSE ALLOWED/GAME	375.2
TIME OF POSSESSION	24:08
3RD DOWN	36-of-94 (38%)
RED ZONE SCORES	29-of-33

HEAD COACH	Dan Mullen (Wagner, '96)
SEASON RECORD	6-2 (7th season)
CAREER RECORD	52-33 (7th season)
RECORD VS. MIZZOU	0-0

#MIZZOUMusings

- ▶ A win would...
 - Snap a three-game losing streak for the Tigers, the first for the program since the 2009 season.
 - Improve Mizzou to 3-0 all-time against Mississippi State
 - Head coach **Gary Pinkel's** first win over Mississippi State
 - Improve Mizzou to 23-15 against SEC West teams and 4-4 since joining the SEC for the 2012 season.
 - Improve Mizzou to 2-0 vs. MSU in Columbia

Strength vs. Strength

- When Mizzou and Mississippi State square off on Thursday night, it will be a battle of strength-on-strength, putting one of the nation's top offenses against one of the nation's top defenses. Mizzou ranks in the top 25 nationally in six major defensive categories while MSU ranks in the top-25 in four major offensive categories. Most notably, Mizzou and MSU have a stark contrast in several important categories heading into Thursday's game.
 - Mizzou is 5th nationally in TFLs while MSU has allowed the 12th-fewest TFLs in the nation
 - Mizzou leads the SEC in scoring defense while MSU is 4th in scoring offense
 - Mizzou is second in the SEC in total defense while MSU is fourth in total offense
 - Mizzou is third in the SEC in pass efficiency defense while MSU is second in the SEC in pass efficiency
 - Mizzou is 19th nationally in team sacks while MSU is 21st nationally in sacks allowed
 - Mizzou leads the SEC in pass defense while MSU is second in the SEC in pass offense

#MIZZOU STORYLINES

MIZZOU RETURNS HOME TO FACE BULLDOGS

• The Missouri Tigers (4-4 overall, 1-4 in SEC play), return home after a nearly four-week hiatus, to play host to the Mississippi State Bulldogs (6-2, 2-2) in a rare Thursday night contest at Faurot Field/Memorial Stadium. Kickoff for the contest, which will be nationally-televised on ESPN, is set for 8 p.m...

• Mizzou is coming off of a bye week, which followed a tough three-game losing streak that saw the Tigers drop a trio of games in which they allowed an average of just 13.3 points per contest, with two of the defeats coming by just three points (at Georgia, Oct. 17th) and by a touchdown (at Vanderbilt, Oct. 24th). Mizzou's defense continues to lead the way, as they are highly nationally ranked in most major statistical categories, including: scoring defense (5th in NCAA/1st in SEC - 12.5 avg.), tackles for loss (6th / 2nd - 9.0 avg.), total defense (10th / 2nd - 282.1 ypg), passing yards allowed (11th / 1st - 161.6 ypg), quarterback sacks (19th / 4th - 2.88 per game), and rushing yards allowed (24th / 6th - 120.5 ypg)...

• Mississippi State will provide perhaps the biggest challenge the Mizzou defense will face all season long, as the Bulldogs bring in tow one of the most dynamic offensive attacks in the country with them. Led by Heisman Trophy candidate QB Dak Prescott, the Bulldogs rank highly in passing efficiency (14th in NCAA / 1st in SEC - 158.7 rating), passing yards per game (21st / 2nd - 295.5 avg.), and total offense (35th / 3rd - 445.1 ypg). The Bulldogs' only losses this year have been close defeats to ranked foes LSU (L, 21-19 at home on Sept. 12th) and to Texas A&M (L, 30-17 at College Station on Oct. 3rd). Mississippi State has won its last three ballgames coming in, having won three in a row at home against Troy (W, 45-17), Louisiana Tech (W, 45-20) and Kentucky (W, 42-16)...

THURSDAY NIGHT LIGHTS

• This will mark only the third time in program history that Mizzou has hosted a Thursday-night game, and the Tigers are hoping to buck the trend from the first two occasions, when #6 Colorado claimed a 6-0 win on Oct. 8, 1992, followed by a Tiger loss to #21 Nebraska (L, 27-12) on Oct. 8, 2009. Interestingly, both games featured unique weather environments, as the Colorado game was played in rain and very cold and windy conditions that was very much a factor in the low score. The Nebraska game was played amid torrential downpours that led to a power outage at Memorial Stadium, which eventually knocked out the scoreboard, a portion of the lights, and the stadium PA system...

#THEBEASTIEBOYS - THE O-LINE



LT Connor **McGOVERN**

60
RS SR // 6-4 // 300 // FARGO, N.D.

GP	GS	C-GP	C-GS
8	8	45	36
<ul style="list-style-type: none"> ► Moves to LT in 2015 ► Strongest guy on team. Weight room PRs - Squat: 810, Bench: 475, Deadlift: 675, Vertical: 36" ► Two-time SEC Honor Roll member 			



LG Nate **CRAWFORD**

55
RS SO // 6-5 // 310 // PENSACOLA, FLA.

GP	GS	C-GP	C-GS
7	5	10	5
<ul style="list-style-type: none"> ► First season as a starter ► Switching from LT to RT in 2015 ► Back on the depth chart after suffering an ankle injury at UK - missed win over SC. 			



C Evan **BOEHM**

77
SR // 6-3 // 310 // LEE'S SUMMIT, MO.

All-SEC 3rd Team			
GP	GS	C-GP	C-GS
8	8	48	48
<ul style="list-style-type: none"> ► Senior captain ► Has started 48 straight games, including 36 at center and 12 at LG. ► Rimington and Outland Watch List ► One of top NFL Draft prospects at C 			



RG Mitch **HALL**

73
RS SR // 6-5 // 310 // RUSSELLVILLE, ARK.

GP	GS	C-GP	C-GS
8	8	34	13
<ul style="list-style-type: none"> ► Started five games at RG in 2014 and occupies the same spot in 2015 ► Transfer from Ole Miss (2012) ► Valuable member of the FG/PAT protection team in 2014 			



RT Taylor **CHAPPELL**

62
RS SR // 6-5 // 305 // CANADIAN, TEXAS

GP	GS	C-GP	C-GS
8	6	25	16
<ul style="list-style-type: none"> ► Started final 10 games of '14 at RT ► Started 2015 at LG ► Moved back to RT in place of an injured Nate Crawford vs. UK and UF ► SEC Honor Roll member 			

NOTES ON THE LINE (C-GS denotes career games started, C-GP denotes career games played)

- Mizzou's O-line boasts 118 career starts with four of five spots being occupied by seniors. **Evan Boehm** leads the group with 48 career starts while **Connor McGovern** has 36.
- **Evan Boehm** is just three starts shy of breaking Mizzou's all-time school record for starts in a career. His 48 consecutive starts give him the fourth-longest active streak nationally and he is the only player in a Power 5 conference with more than 45 consecutive starts.
- Average weight: 307 pounds // Average height: 6-4

#PLAYMAKERS - THE BACKFIELD/SPECIALISTS



QB Drew **LOCK**

3
FR // 6-4 // 205 // LEE'S SUMMIT, MO.

C-ATT	YDS	RA-YD	TD-INT
77-152	763	26 - 10	3-3
<ul style="list-style-type: none"> ► Atop depth for 5th straight week. ► First true FR QB to start a game at Mizzou since 1995. ► 14-34, 108 yards last time out at Vandy with team-high 39 rush yards 			



TB Russell **HANSBROUGH**

32
SR // 5-9 // 195 // ARLINGTON, TEXAS

All-SEC 3rd Team			
ATT-YD	AVG.	REC-YD	TDs
52-214	3.9	11-57	0
<ul style="list-style-type: none"> ► Became sixth RB under Pinkel to rush for 2,000 career yards vs. South Carolina - now has 2,110 after Vandy ► Is the 15th Tiger to hit 2,000 yards ► 8 carries for 12 yards at Vandy 			



TB Ish **WITTER**

21
SO // 5-10 // 190 // TAMPA, FLA.

ATT-YD	AVG.	REC-YD	TDs
89-342	3.8	12-89	1
<ul style="list-style-type: none"> ► Set career-highs in carries (17), yards (98) and long (17 yards) vs. SC ► 11 carries and 39 yards vs. UF ► 6 carries for 15 yards at UGA. ► 2 carries for 3 yards at Vandy. 			

NOTES ON BACKFIELD

- Freshman QB **Drew Lock** was the first true freshman quarterback to start for Mizzou since Corby Jones when Jones started against Oklahoma State (Oct. 21, 1995). Lock also continues the streak of every Pinkel QB getting a win in his first career start, joining Brad Smith (2002 vs. Illinois), Chase Daniel (2006 vs. Murray State), Blaine Gabbert (2009 vs. Illinois), James Franklin (2011 vs. Miami [OH]), Corbin Berkstresser (2012 vs. Arizona State), and Maty Mauk (2013 vs. Florida). He is now 1-1 as a starter after last weekend's loss to Florida.
- **Russell Hansbrough** now has 2,110 career rushing yards - the 15th Tiger ever to rush for more than 2,000 career yards and the sixth RB under **Gary Pinkel** to do so.

#GOINGDEEP - THE PASS CATCHERS



TE Sean **CULKIN**

80
RS JR // 6-6 // 245 // INDIAN ROCKS BEACH, FLA.

C-YDs	AVG	LNG	TD
14-117	8.4	21	1
<ul style="list-style-type: none"> ► Reset career-highs in catches (five) and yards (46) at Arkansas State w/ second career TD. ► Caught 2 passes (16 yds) at UGA ► No catches at Vandy 			



X J'Mon **MOORE**

6
RS SO // 6-3 // 190 // MISSOURI CITY, TEXAS

C-YDs	AVG	LNG	TD
20-235	11.8	32	2
<ul style="list-style-type: none"> ► Hauled in first career TD vs. SEMO ► 6 catches (39 yards) vs. UConn ► Career-long 32 yard-catch vs. UF ► 4 catches (30 yards) at Vandy ► 2nd on team in yards, TDs 			



H Nate **BROWN**

2
SO // 6-3 // 205 // SUWANEE, GA.

C-YDs	AVG	LNG	TD
20-251	12.6	33	4
<ul style="list-style-type: none"> ► Leads team in catches, yards, TDs ► Became first Tiger since Bud Sasser (Jan. 1, 2015) with multiple TD grabs in the same game vs. SC (Oct. 3) ► Career-long 33 yd grab at UGA 			



Z Wesley **LEFTWICH**


18
RS SR // 6-1 // 205 // COLUMBIA, MO.

C-YDs	AVG	LNG	TD
15-186	12.4	32	1
<ul style="list-style-type: none"> ► Hauled in first career TD at Arkansas State, a 32-yard strike. ► Missed week 1 with a sore knee. ► Career-highs in yards (44) at UK ► Career-high 3 catches at Vandy 			

NOTES ON THE WIDEOUTS/TIGHT ENDS

- **J'Mon Moore**, **Wesley Leftwich** and **Nate Brown** have each hauled in their first career TDs this season.
- 15 different Tigers have caught a pass this season.
- The foursome of Culkin, Moore, Brown and Leftwich has combined for 69 of Mizzou's 134 receptions this season.


#DLINEZOU



DE
56
Walter BRADY
RS FR // 6-3 // 255 // FLORENCE, ALA.

TCK	TFL-S	QBH	INT
24	9.5-6.0	2	1


- Leads all freshmen nationally with six sacks and is 28th in the NCAA and third in the SEC
- First career INT vs. SC
- 9.5 TFLs - 2nd on team (11th SEC)



DT
97
Josh AUGUSTA
JR // 6-4 // 335 // PEORIA, ILL.

TCK	TFL-S	QBH	PBU
15	5.0-0	2	1


- Junior w/ incredibly high ceiling
- 2.0 TFLs in win over UConn
- 2 tackles vs. UK, SC, UF and UGA
- 3 tackles at Vandy last time out
- Nicknamed 'Juggernaut' (X-Men villain)



DT
95
Rickey HATLEY
RS JR // 6-4 // 300 // ATLANTA, TEXAS

TCK	TFL-S	QBH	FF
18	2.5-0	1	0

- Had 3 tackles, 1 QBH and a TFL in the season-opener vs. SEMO.
- 2 tackles (0.5 TFL) at Ark. State.
- 3 tackles vs. UConn and SC
- Career-high 5 tackles vs. UF



DE
91
Charles HARRIS
RS SO // 6-3 // 255 // KANSAS CITY, MO.

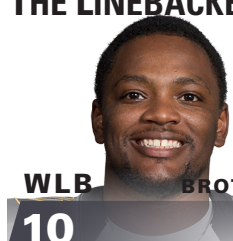
TCK	TFL-S	QBH	FF
44	15.5-6.0	4	2

- Leads SEC and is 4th in NCAA in TFLs (15.5 total)
- 6 tackles, 2.0 TFLs, 1.0 sack vs. UF
- Career-high 9 tackles, sack at UGA
- 6 tackles, 3.0 TFL, sack at Vandy

NOTES ON #DLINEZOU

- The defensive end duo of **Charles Harris** and **Walter Brady** has emerged as one of the best in the nation, combining for 25 tackles for loss (-111 yds) and 12 sacks (-73 yds) over eight games. To put that mark into perspective, Missouri's dominating pass rush edge player from a season ago - **Shane Ray** and **Markus Golden**, who were drafted in the first and second rounds, respectively, last spring - also had 23 TFLs over the first eight games last season.
- Both rank in the top 60 nationally in TFLs (Harris is fourth) while Brady checks in at 28th nationally in sacks through eight games.
- Missouri leads the SEC and is third nationally with 72 tackles for loss and has at least seven TFLs in each game this season. Keep in mind, Missouri's production comes with five underclassmen on the two-deep for #DLineZOU


#BASHBROTHERS - THE LINEBACKERS



WLB
10
Kentrell BROTHERS
RS SR // 6-1 // 235 // GUTHRIE, OKLA.

All-SEC 2nd Team			
TKL	TFL-S	INT	PBU
103	7.0-2.5	2	1


- Leads nation in total tackles and tackles per game (103, 12.9/gm). The next closest nationally is 85 tackles.
- Broke 15 tackles four times, including career-high 17 at UGA



MLB
30
Michael SCHERER
RS JR // 6-3 // 235 // ST. LOUIS, MO.

TKL	TFL-S	FF	PBU
63	5.0-0	0	2

- 2nd on the team with 63 tackles.
- 8 tackles last game at Vandy
- 9 tackles at UK and vs. SC - also had a TFL vs SC
- Season-high 12 tackles at UGA



SLB
25
Donavin NEWSOM
RS JR // 6-2 // 230 // ST. LOUIS, MO.


TKL	TFL-S	FF	PBU
37	7.0-2.5	0	1

- 7 tackles, 1st sack, 2.0 TFLs at UK
- 3 tackles, 0.5 TFLs vs. SC
- 3 tackles, including 2.0 TFLs and 1.0 sack Oct. 10 vs. Florida.
- 5 tackles at Vandy last time out

NOTES ON THE LINEBACKERS

- There hasn't a better linebacker in the nation than **Kentrell Brothers** through the first eight weeks of the season. He leads the nation with 103 tackles (12.9 per game mark is first nationally) and leads the SEC in total tackles and tackles per game. He also has a pair of INTs and two blocked kicks. Over his last 11 games dating back to last season, Brothers has 121 tackles (12.1 per contest). Brothers has 79 stops on runs, 20 on passes and 3 on sacks.
- Missouri's starting linebackers have combined for 203 of Missouri's 597 tackles this season.
- The duo of Brothers and Scherer each had 10+ tackles at UGA, the fourth time that the duo has done so in the same game in their careers and the second time this season.


#NOFLYZONE - THE SECONDARY



CB
11
Aarion PENTON
JR // 5-10 // 190 // ST. LOUIS, MO.

TKL	PBU	TFL	INT
40	6	2.5	0


- Fifth on the team with 40 tackles
- 5 tackles, FF, PBU at UK
- Career-high 3 PBUs vs. UF
- 6 tackles at UGA
- 8 tackles last time out at Vandy



FS
21
Ian SIMON
RS FR // 6-0 // 195 // MANSFIELD, TEXAS

Senior Captain			
TKL	PBU	FR	INT
30	3	1	2


- Recovered a fumble vs. SEMO
- 5 tackles at Arkansas State
- INT, PBU and 3 tackles vs. SC.
- INT, career-high 9 tackles at UGA
- 4 stops at Vandy last time out



SS
22
Anthony SHERRILLS
RS SO // 6-0 // 190 // KANSAS CITY, MO.

TKL	PBU	TFL	INT
44	4	1.0	1

- Hauled in game-clinching INT - the first of his career vs. UConn.
- 5 tackles at UK and vs. SC
- Career-high 8 tkl vs. UF, at Vandy
- 6 tackles, 3 PBUs last week at UGA



CB
7
Kenya DENNIS
SR // 5-11 // 200 // LELAND, MISS.

Senior Captain			
TKL	PBU	TFL	INT
24	2	2.0-1	1

- Hauled in first INT of the season against SC, the first of three straight drive-ending picks by the Tigers.
- 3 tackles vs. UF - 2 at UGA
- 2 tackles, PBU at VU last time out

NOTES ON THE SECONDARY

- Missouri is fifth in the SEC with eight interceptions and has two three-interception games this season. Missouri last had two separate three-interception games in 2013, doing so in the first three games that season (vs. Murray State, Toledo and at Indiana).
- Missouri leads the SEC in pass defense and ranks 11th nationally, allowing just 164.8 yards per game.

#THEBEASTIEBOYS - THE O-LINE



LT
CUELLAR

70

JR // 6-5 // 300 // FORTUNA, CALIF.

GP	GS	C-GP	C-GS
6	0	6	0

- Junior college transfer who provides great, quality depth at the ever important LT spot.
- Valuable member of FG/PAT protection unit.



LG
ABELN

57

RS SO // 6-3 // 290 // ST. LOUIS, MO.

GP	GS	C-GP	C-GS
7	2	7	2

- Started at LG before shifting to C to replace an injured Evan Boehm vs. SEMO.
- Mother, Julie, was Truman the Tiger mascot at Mizzou



C
BAILEY

56

RS FR // 6-4 // 280 // LAMAR, MO.

GP	GS	C-GP	C-GS
2	0	2	0

- One of 10 in-state signees in 2014 class.
- Played TE and DE in high school before switching to OL at Mizzou



RG
PENDLETON

71

RS FR // 6-4 // 315 // LEE'S SUMMIT, MO.

GP	GS	C-GP	C-GS
1	0	1	0

- Played for Evan Boehm's father, Royce Boehm, at Lee's Summit West.
- Has a model car collection that is a very big hobby for him.



LG
McNULTY

63

RS SR // 6-4 // 305 // ALLEN, TEXAS

GP	GS	C-GP	C-GS
7	3	41	16

- Has started 16 games in his career
- One of five seniors among the 2-deep on the line for Mizzou.

NOTES ON THE LINE RESERVES (C-GS denotes career games started, C-GP denotes career games played)

- Average weight: 298 pounds with three checking in at 300 or bigger // Average height: 6-4 1/2.
- The O-Line reserves boast 42 career games played and 18 starts.

#PLAYMAKERS - THE BACKFIELD/SPECIALISTS RESERVES



QB
PRINTZ

9

RS SO // 6-3 // 205 // MARIETTA, GA.

C-ATT	YDS	RA-YD	TD-INT
0-0	0	0-0	0-0

- Stays No. 2 on the depth chart this week behind Drew Lock.
- Serves as team's holder on FG/PAT
- 2015 Spring Team Most Improved QB



TB
HUNT

35

SR // 5-11 // 210 // HUNTSVILLE, MO.

ATT-YD	AVG.	REC-YD	TDs
14-54	3.9	4-166	1

- Has two longest pass catches by a Tiger this season (78 yards vs. SEMO, longest TD pass at Mizzou since 2013) and a 51-yard catch vs. UConn.
- 1 carry for 5 yards vs. UF



TB
ABBINGTON

39

RS SO // 6-2 // 215 // ST. LOUIS, MO.


ATT-YD	AVG.	REC-YD	TDs
6-39	6.5	0-0	0

- Went to Hutchinson CC, the alma mater of former Tiger and current Arizona Cardinal Markus Golden.
- Has 6 carries this season and is averaging 6.5 yards per carry

NOTES ON BACKFIELD RESERVES

- Mizzou's backup running backs will be key in 2015 as they will look to lighten the workload of 1,000-yard rusher **Russell Hansbrough**, who is nursing a sore ankle.
- Mizzou has not had a running back with more than 215 carries since Zack Abnon in 2003, so the back-up running backs will obviously be important in the Tigers' running attack.

#GOINGDEEP - THE PASS CATCHER RESERVES



TE
REESE

10

SO // 6-5 // 250 // EULESS, TEXAS

C-YDs	AVG	LNG	TD
11-101	9.2	21	0

- 10 catches for 96 yards over the last three games
- 6 catches for 47 yards, both career-highs, against SC
- 1 catch for 9 yards vs. UF



X
BLAIR

17

RS FR // 6-3 // 190 // JACKSONVILLE, FLA.

C-YDs	AVG	LNG	TD
2-25	12.5	21	0

- 2015 Team Most Improved WR during spring practice
- No. 50 WR prospect in the nation coming out of HS by ESPN. Had offers from Nebraska, Louisville, Maryland.



H
WINGO

14

RS FR // 5-11 // 180 // SUWANEE, GA.

C-YDs	AVG	LNG	TD
3-23	7.7	13	0

- Started his career at DB but has moved to WR
- Tremendous athlete who could also factor into kicking game.
- Had 1 catch (13 yards) at UK



Z
DILOSA

15

RS FR // 6-3 // 200 // ROUND ROCK, TEXAS


C-YDs	AVG	LNG	TD
10-65	9.3	16	0

- Tied for team lead with three catches in first career start vs. SEMO
- 2 catches for 17 yards at Vandy last time out.

NOTES ON THE WIDEOUTS/TIGHT ENDS

- While young, the backup wideouts have a tremendous amount of talent and athleticism.
- Reese set career-highs in catches and yards in back-to-back games vs. Kentucky and South Carolina, seeing more playing time after starting TE **Sean Culkin** went down with a knee injury vs. Kentucky.
- Blair returned to the No. 2 spot at X after missing three weeks with a concussion.

#DLINEZOU



DE **MARCELL FRAZIER**

JR // 6-5 // 265 // PORTLAND, ORE.

TCK	TFL-S	QBH	FF
12	4.5-1.0	2	0

- ▶ 3 tackles w/ 1.5 TFLs at A-State
- ▶ 1 TFL vs. UConn and 1 tackle at UK
- ▶ First career sack vs. SC
- ▶ 1 tackle vs. UF, 2 tackles, 1.0 TFL at UGA - 2 stops at Vandy last time out




DT **TERRY BECKNER, JR.**

FR // 6-4 // 300 // EAST ST. LOUIS, ILL.

TCK	TFL-S	QBH	PBU
23	7.0-3.0	1	1

- ▶ 6 tackles, 1 TFL at UGA
- ▶ First career sack vs. UF
- ▶ 3 tackles, 1 TFL at UK (1st start)
- ▶ Monster game at Vandy w/ career-high 7 stops, 1.0 sack, 2.0 TFLs



DT **A.J. LOGAN**

RS SO // 6-2 // 310 // COLUMBIA, MO.

TCK	TFL-S	QBH	FF
9	1.0-0	1	1

- ▶ Forced a fumble with a TFL vs. UConn.
- ▶ 2 tackles at UK
- ▶ 2 tackles with a QBH vs. UF
- ▶ 1 tackle at both UGA, Vandy



DE **NATE HOWARD**

FR // 6-4 // 240 // ST. LOUIS, MO.


TCK	TFL-S	QBH	FF
8	1.5-0	1	0

- ▶ Incredible motor helped him with the No. 2 job as a true freshman during camp.
- ▶ One tackle and a QBH vs. SC
- ▶ One tackle vs. UF, 2 at UGA

NOTES ON #DLINEZOU RESERVES

- ▶ The #DLineZOU reserves feature plenty of youth but tremendous upside, with not one senior on the defensive line. The top eight in rotation breakdown: 3 freshmen, 2 sophomores and 3 juniors.
- ▶ #DLineZOU back-ups have compiled 14.0 TFLs this season.

#BASHBROTHERS - THE LINEBACKERS




WS **JOEY BURKETT**

RS SO // 6-2 // 210 // JEFFERSON CITY, MO.

TKL	TFL-S	FF	PBU
8	0.0-0	0	0

- ▶ Had six tackles in opener vs. SEMO, third-most on team.
- ▶ 1 tackle at Arkansas State, UK
- ▶ Went to high school 30 minutes from Columbia in Jefferson City.



MLB **BRANDON LEE**

RS FR // 6-2 // 220 // INDIANAPOLIS, IND.

TKL	TFL-S	FF	PBU
4	0.0-0	0	1

- ▶ Rated as a four-star LB and the nation's No. 16 LB prospect by ESPN.
- ▶ Had a special teams tackle last weekend vs. UF.
- ▶ 2 stops at Vandy last time out



SM **CLARENCE GREEN**

RS SR // 6-0 // 220 // CLUTE, TEXAS


TKL	TFL-S	BLK	SFTY
20	0.5-0	1	1

- ▶ 5 tackles vs. SEMO
- ▶ Blocked punt, scored safety vs. UConn
- ▶ Career-high 8 tackles at UK
- ▶ 2 stops at Vandy last time out

NOTES ON THE LINEBACKER RESERVES

- ▶ Senior **Clarence Green** highlights the reserves, playing in 32 games in his career, including all 14 a season ago. He had a season- and career-high eight tackles against Kentucky.
- ▶ MLB **Brandon Lee** redshirted a season ago, but is an incredible athlete who was rated as a four-star LB prospect out of high school.
- ▶ **Joey Burkett** was the state's No. 9 overall recruit out of high school.

#NOFLYZONE - THE SECONDARY RESERVES



CB **LOGAN CHEADLE**

SO // 5-10 // 180 // LEE'S SUMMIT, MO.

TKL	PBU	PD	INT
8	1	0	0

- ▶ 2 tackles vs. UConn
- ▶ Career-high 3 tackles at UK
- ▶ 2 tackles, PBU at VU last time out
- ▶ Cousin of actor Don Cheadle (Oceans 11, Hotel Rwanda, Iron Man 2)



FS **THOMAS WILSON**

SO // 5-10 // 190 // SUWANEE, GA.

TKL	PBU	TFL	INT
10	0	0.5	0

- ▶ One of four true freshmen to play for Mizzou in 2014, tallying 17 tackles, 1.0 TFL and 1 pass break-up
- ▶ Three tackles in his home state at UGA - 3 again at Vandy last time out



SS **CORTLAND BROWNING**

RS SR // 6-1 // 205 // TYLER, TEXAS

TKL	PBU	PD	INT
9	0	0	0

- ▶ Missed season opener vs. SEMO with hamstring strain.
- ▶ Healthy for Arkansas State and matched then career-high 2 tackles
- ▶ Career-high three tackles at UK



CB **JOHN GIBSON**

RS JR // 6-0 // 190 // MISSOURI CITY, TEXAS


TKL	PBU	TFL	INT
11	2	0-0	1-35

- ▶ Hauled in second career INT and returned it 35 yards to set up a TD in Mizzou's win at Arkansas State
- ▶ Three tackles at UK- PBU vs. SC
- ▶ 3 tackles vs. UF, 1 at UGA

NOTES ON THE SECONDARY

- ▶ An experienced group for secondary coaches **Cornell Ford** and **Ryan Walters**, all four secondary reserves have seen plenty of game action this season.
- ▶ Both Cheadle and Wilson were true freshmen who saw game action last season - two of just four Mizzou true freshmen to play in 2014.
- ▶ **John Gibson** had a huge interception at Arkansas State that he returned 35 yards to the 11-yard line, leading to a TD in Mizzou's road win.

#SPECIALISTS -KICKERS




PK
99

Andrew
BAGGETT

RS SR // 6-1 // 215 // LEE'S SUMMIT, MO.

FG	LNG	PAT	KO
11-15	41	12-12	0-0

- ▶ 26 points shy of being Mizzou's all-time leading scorer.
- ▶ Career FG: 61-85, PATs: 154-163.
- ▶ Reset school career FG record w/ 2 FGs at UGA - now has 61 in his career



P/KO
26

Corey
FATONY

FR // 6-0 // 185 // FRANKLIN, TENN.


P-YDS	AVG.	TB	I-20
54-2411	44.6	3	19

- ▶ 18 of 45 punts have been inside 20 - 4 inside the 20 vs. UF, 1 vs. UGA
- ▶ 17 punts of 50+ yards - Long 61
- ▶ 2nd among FR nationally in punting w/ his 44.6 average

NOTES ON THE KICKERS

- ▶ Senior FG kicker **Andrew Baggett** is second on Mizzou's career scoring list and can break that mark this season along with the career FG and PAT records at Mizzou. He passed Jeff Wolfert (59 FGs from 2006-08) with two FGs at UGA, becoming Mizzou's all-time career FG leader now with 61 in three-plus seasons.
- ▶ Freshman **Corey Fatony** won the battle for the starting punter job and also for kickoffs. He has 17 punts of 50+ yards this season and has placed 18 inside the 20-yard line.
- ▶ Fatony had a monster game vs. Florida, earning Ray Guy National Player of the Week. He averaged 47.8 yards per punt on nine punts and pinned the Gators inside their 20 four times, averaging 45.7 yards per punt.

#SPECIALISTS - RETURNERS




PR
33

Cam
HILTON

FR // 6-0 // 180 // ST. LOUIS, MO.

PR	YDS	AVG.	TD
6	21	3.5	0

- ▶ Took over punt return duties vs. SC, returning one for 10 yards.
- ▶ Began season as safety but has moved to WR/PR as coaches look to get him the ball - phenomenal athlete




PR
11

Aarion
PENTON

JR // 5-10 // 190 // ST. LOUIS, MO.

PR	YDS	AVG.	TD
9	82	9.1	1

- ▶ Had a punt return TD on a blocked pooch-punt in the third quarter vs. SEMO.



KR
5

John
GIBSON

RS JR // 6-0 // 190 // MISSOURI CITY, TEXAS

KR	YDS	AVG.	TD
8	99	12.4	0.0

- ▶ Tremendous athlete at the position - nicknamed JG by team.
- ▶ Has moved to the top of the depth chart at KR, having run back seven kicks so far this season

NOTES ON THE RETURNERS

- ▶ All three players are in their first year as starting kick returners, taking over for All-American return man **Marcus Murphy**, who is now with the New Orleans Saints and has an NFL punt-return TD in his rookie season.
- ▶ Penton scored a punt return TD on a blocked punt vs. SEMO - it was the first punt blocked for a TD by Mizzou since 2003.
- ▶ **Cam Hilton** and **John Gibson** enter week 8 as the starters at punt returner/kick returner, respectively.

MEDIA PROCEDURES

MONDAY

No Availability this week due to shortened week

TUESDAY

No Availability this week due to shortened week

WEDNESDAY

11:10 a.m. - Gary Pinkel on SEC Coaches' Weekly Teleconference

GAME CREDENTIALING

Credentials for the Mizzou 2015 home season may be requested online at www.mutigers.com. On the front page, mouse over the "Athletics" link, and click on the "Media Center" link to access the password-protected credentialing site. Password information can be obtained by contacting Kevin Fletcher (fletcherk@missouri.edu).

MIZZOU STRATEGIC COMMUNICATIONS

Mizzou Media Relations personnel assisting you with your coverage of the Mizzou Football team are Associate Athletics Director for Strategic Communications **Chad Moller** and Assistant Directors of Strategic Communications **Shawn Davis** and **Tyler Koonce**.

STAFF DIRECTORY

Chad Moller - Associate Athletics Director
(W) 573/882-0712 (Cell) 573/268-3110
Shawn Davis - Assistant Director
(W) 573/882-0711 (Cell) 573/882-0711
Tyler Koonce - Assistant Director
(W) 573/884-9486 (Cell) 816/205-4500

Ryan Bradley - Sr. Associate Athletics Director
Kate Lakin - Associate Director
Patrick Crawford - Assistant Director
Andy Oldenburg - Assistant Director
Ali Fisher - Digital Media Specialist
Andrew Melroe - Associate

Faurot Press Box-573/882-7311 or 7312

NUMBERS TO KNOW...

80

wins since 2007. That is tied with Ohio State, USC and Wisconsin for the fifth-most in the nation in that span (power conferences).

5

conference division titles since 2007, the most in the nation in that span.

6

Mizzou went over 10 wins for the sixth time in program history last season. Five of those six have come under Gary Pinkel (all five since '07).

LAST TIME OUT...

▶ The Mizzou defense held an opponent to 10 points or less for the fifth time this season but the Tigers suffered a 10-3 loss to the Vanderbilt Commodores on Oct. 24 at Vanderbilt Stadium in Nashville, Tenn.

▶ A 16-yard completion from QB **Drew Lock** to WR **J'Mon Moore** and a 33-yard scramble from Lock put Mizzou deep into Vanderbilt territory in the final minute. The Commodores were called for defensive pass interference on fourth-and-24 set up first-and-10 and a 17-yard gain to WR **Wesley Leftwich** put the Tigers on the 13. Four passes into the endzone fell incomplete to halt Mizzou's comeback chance.

▶ LB **Kentrell Brothers**, the nation's leading tackler, added 12 more against the Commodores to up his season total to 103. He also added a sack on a key fourth down stop in the second quarter and had 1.5 tackles-for-loss in the game.

▶ After a scoreless opening quarter, a one-yard touchdown run from Vanderbilt's Ralph Webb gave the Commodores a 7-0 lead with 11:27 remaining in the first half.

▶ A strip sack from DE **Charles Harris** set up a fumble recovery for DE **Walter Brady** with 2:15 left in the second. Mizzou took over at Vanderbilt's 21 in a drive that concluded in a 35-yard field goal from PK Andrew Baggett to cut the Commodore lead to 7-3.

▶ Vanderbilt used a 14-play drive to take a 10-3 edge on a 40-yard field goal from Tommy Openshaw with just over nine minutes left in the game.

▶ P **Corey Fatony** punted nine times for a 47.7 average, including two career long blasts of 61-yards.

LAST GAME



3

10

Date: Oct. 24
Location: Vanderbilt Stadium
Nashville, Tenn.

Attendance: 31,128

Top Offensive Performer:

D. Lock - 14-34, 108 yds, 39 rush yds

Top Defensive Performer:

K. Brothers - 12 tackles, 1 sack, 1.5 TFL

C. Harris - 6 tackles, 3.0 TFL, 1 sack

A LOOK AT THE OPPONENT... MISSISSIPPI STATE

SERIES VS. MISSISSIPPI STATE

▶ Mizzou and Mississippi State have played only twice previously, and both outings were won by Mizzou. The first-ever meeting was a 14-3 Tiger win in Jackson, Miss. On Oct. 3, 1981, when MSU was ranked 9th in the polls. That was the fourth win as part of a 5-0 start to the 1981 season that eventually saw Warren Powers' troops finish 8-4 overall and Tangerine Bowl champions.

▶ Three seasons later, Mississippi State returned the game and made their only appearance to date at Faurot Field, with Mizzou pulling away for an impressive 47-30 victory in what would be a 3-7-1 season and the final year on the sidelines for Powers...

MIZZOU VS. STATE OF MISSISSIPPI

▶ As Mizzou is set to renew its rivalry with Mississippi State on Thursday, it is important to note that Mizzou is 9-1 all-time against teams from the state of Mississippi, including a 2-0 mark against the Bulldogs (outlined above). That mark also includes a 6-1 all-time mark against SEC rival Ole Miss and a 1-0 mark against Southern Miss. Mizzou's last loss to a team from Mississippi came in 1974 when Ole Miss snuck out a 10-0 win in Jackson, Miss.

SCOUTING MISSISSIPPI STATE

▶ Mississippi State, ranked No. 25, will enter Thursday night's contest with a 6-2 record overall including a win over ranked opponent, No. 25, Auburn, on Sept. 20 at Jordan-Hare Stadium in Auburn. Mississippi State is coming off a 42-16 victory against SEC East opponent, Kentucky.

▶ Mississippi State is led by Two-Time National Player of the Week, First Team Preseason All-SEC and SEC Offensive Player of the Week QB Dak Prescott (Haughton, LA/Haughton HS). Prescott, a senior, has thrown 2,048 yards on the season for 14 TDs, which is just second overall in the SEC. He holds school records for most career passing yards, passing touchdowns, and completions.

▶ Returning to MSU is starting junior WR De'Runnya Wilson (Birmingham, AL/Wenonah HS). Wilson has caught 33 passes this season for a total of 524 yards (15.9 avg) for 6 TDs. Wilson is accompanied by junior RB Brandon Holloway (Tampa, FL/Alonso HS) who has notched two TDs this season and rushed 196 yards in the past eight games this season.

▶ Defensively for Miss. State, junior LB Richie Brown (Long Beach, MS/Long Beach HS) sets the tone as he leads the team in tackles. He has recorded 68 tackles (32 solo), 6 tackles for loss (-28 yards) and 3.5 sacks (-24 yards) in eight games this season.

STAT BREAKDOWN



14.9	PTS / GAME	35.1
12.5	PTS ALLOWED / GAME	17.8
100.5	RUSH YDS / GAME	149.6
120.5	RUSH YDS ALLOWED / GAME	161.8
177.1	PASSING YDS / GAME	295.5
161.6	PASSING YDS ALLOWED / GAME	213.5
277.6	TOTAL OFFENSE / GAME	445.1
282.1	TOTAL OFFENSE ALLOWED / GAME	375.2
26:26	TIME OF POSSESSION	24:08
33-114	3RD DOWN	39-94
15-18	RED ZONE SCORES	29-33

QUICK STRIKES...NOTABLES

BOEHM IS MISSOURI'S IRONMAN

► Senior C **Evan Boehm** has started 48 consecutive games, which is the fourth-longest active streak in the nation. Boehm is also the only current player among Power 5 conferences to start at least 45 consecutive games, dating back to his 2012 season.

► Boehm is just four starts shy of breaking Missouri's all-time career starts record (50 by CB Carl Gettis (2007-10), C Adam Spieker (2004-07) and TE Martin Rucker (2004-07).

► Check out the list below to see where Boehm, one of the top NFL draft prospects at center, ranks nationally.

NATION'S ACTIVE IRONMEN

Player	School	Consecutive Starts
1. Aidan Conlon	Northern Illinois	50
Andrew Ness	Northern Illinois	50
3. Alex Huettel	Bowling Green	49
4. Evan Boehm	Missouri	48
5. Alonzo Russell	Toledo	45
Ben Clarke	Hawaii	45
7. Parker Ehringer	Cincinnati	44
8. Trevon Coley	Florida Atlantic	43
Cody Grice	Akron	43
10. two tied at 42		

HANSBROUGH REACHES 2K MARK

► Senior RB **Russell Hansbrough** rushed for 43 yards against South Carolina, giving him exactly 2,000 in his career. Only 14 Tigers (and only 12 running backs) have ever rushed for more than 2,000 yards in a career. Hansbrough is the first Tiger to do so since **Henry Josey** in 2013. Hansbrough ran for 24 yards Saturday, moving him to 2,098.

► Hansbrough is the seventh player under head coach **Gary Pinkel** to accomplish that feat. Other 2,000-yard rushers under Pinkel include QB **Brad Smith** (4,289), **Zack Abnon** (3,198), **Henry Josey** (2,771), **Tony Temple** (2,552), **Kendall Lawrence** (2,232) and **Derrick Washington** (2,085). Of course, all of those running backs were mentored by RB coach **Brian Jones**, who has been with Pinkel's coaching staff since 1992.

► Hansbrough is the first Missouri player to rush for 1,000 yards and return for a season since Henry Josey in 2013. Hansbrough ran for 1,084 yards in 2014. Hansbrough's 205 rushes in 2014 were the most by a Tiger RB since 2003 when Zack Abnon ran the ball 219 times. His 1,084 yards in 2014 rank 10th all-time at Missouri. He has averaged 5.3 yards per carry over his career.

2,000-Yard Rushers Under Gary Pinkel

Player	Years	Carries	Yards	Yards/Carry
Brad Smith	2002-05	799	4,289	5.4
Zack Abnon	2000-03	692	3,198	4.6
Henry Josey	2010-13	395	2,771	7.0
Tony Temple	2004-07	466	2,552	5.5
Kendall Lawrence	2009-12	444	2,232	5.0
Russell Hansbrough 2012-present		400	2,098	5.2

HARRIS ADDED TO BEDNARIK AWARD WATCH LIST

► Redshirt sophomore DE **Charles Harris** has been wreaking havoc in opposing backfields all season and his play turned the heads of members of the Maxwell Club. In fact, Harris was one of 13 players nationally selected by the Maxwell Club to be added to the Chuck Bednarik Award Watch List earlier this month.

► Harris joins teammate **Kentrell Brothers** (Guthrie, Okla.) as Brothers was on the original Bednarik Award Watch List, which was released in July. Harris ranks fifth nationally and leads the Southeastern Conference with 11.5 tackles for loss in 2015. Harris is also ranked seventh in the SEC and among the nation's top 60 in quarterback sacks with 4.0. Harris recorded 2.0 sacks at Arkansas State, equaling his career total coming in. He also registered 4.5 tackles for loss (-24 yards) at A-State, which marked the first time a Missouri defender recorded 4.5 or more tackles for loss in a game since Stryker Sulak had 5.0 TFLs vs. Illinois Aug. 30, 2008.

► Harris is fourth on the team and leads Missouri defensive linemen with has 44 tackles (25 solo) with 15.5 tackles for loss (-69 yards), 6.0 sacks (-41 yards), four QB hurries and two forced fumbles through eight games. Harris is a big reason why

Missouri is second in the SEC while ranking fifth nationally with 72 total tackles for loss with at least seven in each game. Harris has had multiple tackles for loss in six of Missouri's eight games this season and he is averaging -8.6 yards per TFL this season.

FATONY NAMED TO RAY GUY WATCH LIST

► Missouri Football's true freshman punter **Corey Fatony** (Franklin, Tenn.) has been named a candidate for the Ray Guy Award, as announced last Friday by the Augusta Sports Council. The award honors the nation's top punter and Fatony is one of just six freshmen punters on the watch list. This is the second time this season that Fatony has been recognized by the Augusta Sports Council after taking home Ray Guy National Player of the Week honors following Missouri's game vs. Florida on Oct. 10.

► Fatony ranks 19th nationally in punting, averaging 44.6 yards per punt on 54 punts, a mark that ranks fourth-nationally. His 44.6 yards per punt average – which is on pace to be Missouri's fourth-best single season mark – is the second-best mark nationally among freshmen punters and the top mark among freshmen from a Power 5 conference. Fatony is a big reason why Missouri ranks 16th nationally in net punting.

► The list will be narrowed to 10 semifinalists to be announced on November 13. Following the semifinalists announcement, a national body of Football Bowl Subdivision (FBS) sports information directors, coaches, media representatives and previous Ray Guy Award winners will vote for the top three finalists, who will be identified on November 23. The voting body will then cast ballots to select the winner.

► The presentation of the Ray Guy Award will be featured live on ESPN during The Home Depot College Football Awards, Thursday, December 10, at 7pm.

BAGGETT 26 POINTS SHY OF MISSOURI CAREER RECORD

► Heading into the Thursday night game, Missouri senior PK **Andrew Baggett** sits just 26 points shy of breaking **Jeff Wolfert's** career record for points scored. Baggett has 337 points in his career (61 field goals, 154 PATs).

► Last time out at Vanderbilt, Baggett connected on one of two FG attempts, moving his career total to 61. That is ahead former Tiger kicker Jeff Wolfert for the all-time career FG record at Missouri. Wolfert (2006-08) had 59 in his years as the Tiger kicker.

► In his career, Baggett has turned in two of the best point-scoring season totals in Missouri history. His 120 points in 2013 rank fourth all-time at Missouri while his 97 total points a season ago rank 14th.

HOLDING ONTO THE ROCK

► Missouri is coming off of a school-record performance in 2014 when it comes to ball security. Missouri lost just three fumbles in 2014, the fewest in program history.

► Missouri ran 954 plays in 2014, meaning that the Tigers lost a fumble just once in every 318 plays a season ago.

► The lost fumbles were not a case of just getting 'the lucky bounce' either. Missouri put the ball on the turf just 10 times in 2014 (once every 95 plays). To put how good the 10 fumbles were, Missouri's opponents fumbled more than three times as much with 32 fumbles. In fact, Missouri recovered more fumbles (13) than it committed as a team in 2014.

► The trend has continued in 2015 as Missouri has lost just zero fumbles in 505 total offensive plays over the first eight games with all three fumbles on special teams. The first fumble was on a punt as the ball hit a player and was recovered by UConn in the third game of the season. The second came as PR **Cam Hilton** was hit immediately as he fielded the ball, fumbling it away to Georgia. The same thing happened at Vanderbilt for Hilton. Missouri has yet to lose a fumble on an offensive play from scrimmage this season.

► Missouri leads the SEC and is tied for 24th nationally in fumbles lost this season, a stat that head coach **Gary Pinkel** and his staff have done a great job reinforcing its importance with their team.

BROTHERS OVER 100 TACKLES FOR 2ND STRAIGHT YEAR

► There hasn't been a more productive linebacker in the nation so far this season than Missouri's **Kentrell Brothers**. With 12 stops at Vanderbilt last time out, Brothers became the first Missouri LB to post back-to-back 100-tackle seasons since current Arizona Cardinal **Sean Weatherspoon**, who totalled 155 in 2008 and 111 in 2009. Weatherspoon also posted 130 in 2007 as he accomplished the feat in three consecutive seasons.

► Brothers joins Weatherspoon and James Kinney as the only players under head coach **Gary Pinkel** with back-to-back 100-tackle seasons.

► Brothers has broken double-digits in tackles in seven of eight games and has 12-plus tackles in five of eight games, including a career-high 17 at Georgia.

QUICK STRIKES...MORE NOTABLES

PUTTING THE DEFENSE INTO PERSPECTIVE

► While we break down where Missouri's defensive numbers rank both nationally and in the SEC on the next page, it is important to look at some key stats that prove just how dominant Missouri's defense has been this season.

► Missouri has allowed the fewest TDs nationally with just 11, tied with Michigan (which has three shutouts) while Boston College and Wisconsin each have allowed just 12. That is a key reason why Missouri ranks fifth nationally (fourth among Power 5 teams) in scoring defense this season.

DEFENSE TERRIFIES OPPONENTS IN OCTOBER

► As we shift the calendar to November, it's time to take a look back at just how good Missouri's defense was in October. In four games, Missouri allowed 10 or fewer points in three October contests and the Tigers allowed just 10 scores all month - two in one game against Florida (the third was a pick-six against the Missouri offense). Missouri's defense allowed just four TDs throughout the entire month and limited opponents to just 10.75 points per game in that span.

DEFENSE DOMINANT AT HOME

► Defensive coordinator **Barry Odom's** group has been outstanding all season long and they have been downright salty at home. In four home games this season, Missouri has allowed just 10 points per game and has allowed just five TDs in four home games. Keep in mind that two of those four TDs came in one game as well against Florida. That means in the remaining three games, Missouri has allowed just two TDs (one vs. South Carolina which was a carom-TD grab that nearly went for an INT for Missouri and the other vs. UConn which Missouri blocked the PAT).

10 POINTS OR FEWER ALLOWED IN FIVE OF EIGHT GAMES

► Missouri's defense is on a historic pace so far this season when it comes to keeping the opponent off the scoreboard. In five of eight games, Missouri's defense has limited its opponents to 10 or fewer points. That is just the second time since 1980 that Missouri has accomplished that feat - the other was 2010.

► In all, Missouri has limited five opponents to fewer than 10 points in a season 53 times since 1890, but the majority of those came prior to 1950 (36 of the 53 occurrences came from 1890-1950).

► 2015 marks just the second season under head coach **Gary Pinkel** that Missouri has allowed 10 or fewer points in five games.

MORE PERSPECTIVE FOR THE DEFENSE

► Though Missouri has lost four games this season, the defense has been outstanding in all four of those losses. In fact, Missouri is allowing an average of just 15.3 points per game in those four losses. That is the best mark among defenses nationally in games lost.

► Missouri's first loss came at Kentucky when it allowed 21 points and Florida, ranked 11th at the time, also hung 21 on the Missouri defense. But in each of the last two losses - at Georgia and at Vanderbilt - Missouri has allowed just 19 total points and just five scores.

IF IT GOES TO OVERTIME

► Grab your stomach acid medication and hold on tight, as a stellar defense and a knack for playing tight games can be a recipe for overtime. If it does go overtime, Missouri fans can rest easy, as no program in NCAA history has won more overtime games than the Tigers. Missouri has played 16 overtime games since the rule came into effect in 1996 (2nd-most behind Tennessee's 17), and the Tigers have come out victorious an NCAA-best 11 times...

► The most OT wins in NCAA history look like this: 1. Missouri, Tennessee (11); 2. Arkansas (10), 4. Michigan, Northwestern, Syracuse, Utah (9); 8. 10 teams tied (8)...

► Here's a listing of the most OT games played in NCAA history (thru games of Oct. 17) - 1. Tennessee (17); 2. Missouri, Fresno State, Syracuse, Utah (16); 6. Northwestern, Pittsburgh, (15); 8. 7 teams tied (14)...

► Interestingly enough, Missouri Head Coach **Gary Pinkel** has the distinction of coaching in the first overtime game ever played at the FBS level. When Pinkel was skipper for Toledo, his Rockets won the MAC title and faced Nevada in the 1995 Las Vegas Bowl. For the 1995 bowl season, the current overtime rule was put into effect, and the game went to overtime, where Pinkel's Rockets claimed a 40-37 win in one extra period...

► Pinkel is 8-3 alltime at Missouri in overtime, and he is 10-3 alltime, including a perfect 2-0 at Toledo

IF IT'S A CLOSE GAME

► In **Gary Pinkel's** 15 years on the sideline at Missouri, the Tigers have played in plenty of close games and the Tigers have a knack for winning those games, especially lately.

► Pinkel in his career at Missouri is 27-24 in games decided by seven points or fewer, including a 6-4 mark since 2013 and a 5-2 mark in 2014 and 2015.

► Missouri is 40-34 in games decided by 10 or fewer under Pinkel and 13-8 since joining the SEC, including a 6-2 mark in 2014 and a 10-5 mark since 2013.

TURNOVER MARGIN IS KEY FOR PINKEL'S TIGERS

► Looking deep into the turnover margin, since **Gary Pinkel** took over the Missouri program in 2001, Missouri owns a plus-84 advantage in turnover margin (187 games).

► Pinkel's teams have won the turnover margin in 87 games, going 71-17 in such contests. Remarkably, 11 of those 16 losses came in Pinkel's first five years as he was rebuilding the program. Starting in 2006, Missouri is 51-5 when winning the turnover battle. It is no surprise that in that span, Missouri has won five conference division championships.

► Since joining the SEC, Missouri is 17-2 when winning the TO battle including a current streak of 10 consecutive wins. While the 10 consecutive wins when winning the TO battle may seem impressive, it is still just over a third of the way to the school record, which is 29 consecutive wins by Pinkel's crew from 2005-2010.

► In Pinkel's 187 games as a head coach, Missouri has either won the TO battle or tied in 137 of those 187 games. Missouri has won 101 of those 137 games.

► Below is a breakdown of games when Missouri has won the TO battle under Pinkel:

Missouri Record By Turnover Margin Under Pinkel (187 games)

Turnover Margin	W	L	Pct.
+1 Turnover	25	13	65.8%
+2 Turnover	25	4	86.2%
+3 Turnover	12	0	100%
+4 Turnover	6	0	100%
+5 Turnover	3	0	100%

PINKEL'S RECORD BY POINTS SCORED

► The winningest coach in Missouri history, **Gary Pinkel** has taken a once downtrodden program to one of the nation's most elite programs since 2007. Below is a look at his record base on points scored.

► It is worth noting when looking at this chart that when Missouri scores at least 30 points, Pinkel is 93-10. What is even more remarkable is that Missouri has scored more than 30 points in 103 of Pinkel's 187 games (55 percent).

PINKEL'S RECORD BY POINTS SCORED

Points	W	L	Pct.
0-9	1	11	.083
10-19	5	28	.182
20-29	18	21	.461
30-39	41	9	.820
40-49	33	1	.971
50-59	15	0	1.000
60-69	4	0	1.000

PINKEL'S RECORD BY POINTS ALLOWED

► Let's breakdown the same list by points allowed. Some notables are that Missouri is 64-5 when holding opponents to fewer than 20 points during Pinkel's career and even more amazing is Missouri's 104-27 record when limiting opponents to fewer than 30 points (79 percent). Missouri lost its first ever game under Pinkel when limiting opponents to fewer than 10 points earlier this season at Georgia

PINKEL'S RECORD BY POINTS ALLOWED

Points	W	L	Pct.
0-9	29	1	.967
10-19	35	4	.897
20-29	40	22	.645
30-39	11	22	.333
40-49	2	13	.133
50-59	0	7	.000
60-69	0	1	.000

JAILBREAK BLITZ...DEFENSE NOTABLES

TEAM NOTABLES

► Mizzou's defense is playing at arguably its highest level since the early 1980s having held opponents to 21 points or fewer in all eight games this season and nine consecutive games dating back to last season's Buffalo Wild Wings Citrus Bowl (more on that streak below, by the way). That being said, the defense is well-represented in the national and SEC rankings so far this season. Below is a look.

MIZZOU DEFENSE IN NATIONAL AND SEC RANKINGS

Category	Stat	SEC	National
Tackles for Loss	9.0/gm	2nd	5th
Scoring Defense	12.5/gm	1st	3rd
Total Defense	282.1	2nd	6th
Passing Defense	177.1/gm	1st	6th
Interceptions	8	4th	47th
Pass Efficiency Def.	109.18/gm	3rd	20th
Sacks	2.88/gm	3rd	19th
Rush Defense	120.5/gm	6th	23rd

► Not only does the team defense rank very high among conference and national opponents, but plenty of Mizzou individuals are well-represented among the national and SEC rankings, highlighted by a trio of breakout stars in LB **Kentrell Brothers** and DEs **Walter Brady** and **Charles Harris**. Below is a look.

INDIVIDUAL DEFENSE IN NATIONAL AND SEC RANKINGS

Player	Category	Stat	SEC	National
Kentrell Brothers	Total Tackles	103	1st	1st
Kentrell Brothers	Tackles/gm	12.9	1st	1st
Charles Harris	TFLs/gm	1.9	1st	3rd
Walter Brady	Sacks/gm	0.75	4th	25th
Charles Harris	Sacks/gm	0.75	4th	25th

► It is important to note that Brady leads all freshmen nationally with his six sacks through the first eight games. Looking deeper into the stats, Harris and Brady have combined to give Mizzou one of the most potent DE duos in the nation. In fact, the duo's combined 25 tackles for loss (13.5 for Harris, 9.5 for Brady) are ahead of the pace set by current NFL players **Shane Ray** and **Markus Golden**, who had 23.0 through eight games a season ago.

► Harris and Brady have also combined to give Mizzou's the nation's third-best TFL duos. Below is a breakdown.

NATION'S TOP TACKLES FOR LOSS DUOS

School	Player	Player	Total
1. Arizona State	Salamo Fiso (16.0)	Antonio Longino (11.0)	27.0
2. Penn State	Carl Nassib (17.5)	Austin Johnson (9.0)	26.5
3. Mizzou	Charles Harris (15.5)	Walter Brady (9.5)	25.0
Wisconsin	Joe Schobert (14.5)	Vince Biegel (7.5)	22.0
5. Oklahoma State	Emmanuel Ogbah (11.0)	Jimmy Bean (10.5)	21.5

► What is remarkable about the list above is that both Harris and Brady are underclassmen (Harris a RS sophomore, Brady a RS freshman). Every other player on the list above is either a junior or senior.

TIGER DEFENSE STAYING AWAY FROM BIG PLAYS

► Mizzou's defense has done a solid job of keeping opponents in check all season long, as one might surmise, with the Tigers ranking highly in many defensive categories within the SEC and nationally. One area where MU has really excelled is limiting long plays from scrimmage.

► In 560 defensive snaps through eight games so far, Mizzou has allowed only 20 plays of 20 yards or more, which ranks 2nd in the SEC and 5th in the NCAA. Breaking that down further, the Tigers have allowed only four plays of 30 yards or more (second in the NCAA behind Michigan), and they have allowed just one play of 40-plus yards, the second-best mark in the nation.

► The Tigers have been the best against the run on denying long plays, as they've allowed only three rushes of 20 yards or more (1st in SEC / 2nd in NCAA).

► According to College Football Matrix, Mizzou is the only team in the nation yet to allow a score from outside of the red zone this season as well.

21 IS THE MAGIC NUMBER

► Continuing the theme of Mizzou's solid defensive play, we offer the fact that the Tigers have allowed 21 points or less in all eight games so far in 2015, and Mizzou's scoring defense average of 12.5 is tops in the SEC (and ranks 5th nationally)...

► Dating back to the 2014 Citrus Bowl against Minnesota (a 33-17 Mizzou win), the Tigers have allowed 21 or fewer points now in 9 consecutive games overall, which is the longest such streak at Mizzou since Warren Powers' Tigers achieved that in 12 straight games spanning the 1981-82 seasons. That streak began on Oct. 24, 1981, with a 6-0 loss to #15 Nebraska, and continued through Oct. 16, 1982, with a 17-17 tie against Iowa State. The 12-game string was broken, albeit barely, on Oct. 23, 1982, with a 23-19 loss at #5 Nebraska...

INDIVIDUAL NOTABLES

► LB **Kentrell Brothers** had a career-high 17 tackles at Georgia. His 17 tackles broke his previous career-high of 16, set twice earlier this season. The 17 tackles are also tied for the second-most by a Tiger in the Pinkel era. Brothers now has four of the top-seven tackling performances in the Pinkel era with all four coming this season (17 at UGA, 16 vs. SEMO, Arkansas State, 15 vs. Florida). He followed the UGA performance with 12 tackles last time out at Vanderbilt. He now has 12 or more tackles in five of eight games and has broken double-digit tackles in seven of eight games.

► Brothers has 103 tackles (49 solo), 7.0 TFLs (-23 yards), 2 INTs (returned 9 yards), two blocked kicks and one pass broken up through eight games. His 103 tackles lead the nation as do his 12.9 tackles per game. Mizzou's single season tackles record is 164 by Travis McDonald (1994). His 103 tackles this season are already the 23rd-most by a Tiger during the Pinkel era with four regular season games remaining.

► Brothers has 133 tackles over his last 11 games (12.1 avg.).

► Brothers' 2-interception performance at Arkansas State was the first for Mizzou since S **Braylon Webb** picked off two passes at Florida on Oct. 18, 2014. It marked the 11th time a Mizzou defender has recorded two or more picks over the last 18 years. Brothers is just the third linebacker to gain that distinction, joining LB Sean Weatherspoon (2 vs. Illinois on Aug. 30, 2008) and LB Brandon Barnes (2 vs. Texas Tech on Oct. 25, 2003).

► Brothers is the first Mizzou player under **Gary Pinkel** to post four consecutive games with at least 10 tackles before seeing that streak snapped against South Carolina. It is worth noting that Brothers was nursing an injured ankle in that game, suffered the previous outing against Kentucky. Against Florida, Georgia and Vanderbilt over the last three weeks, he looked like the Brothers from the first four weeks, hauling in a team-high 46 tackles in that span. He has four games with 15+ tackles in 2015.

► DE **Charles Harris** recorded 2.0 sacks at Arkansas State, equaling his career total coming in. He also registered 4.5 tackles for loss (-24 yards) at A-State, which marked the first time a Mizzou defender recorded 4.5 or more tackles for loss in a game since LB Stryker Sulak has 5.0 TFLs vs. Illinois Aug. 30, 2008 at the Edward Jones Dome in St. Louis.

► Harris has 44 tackles (25 solo), 15.5 tackles for loss (-69 yards), 6.0 sacks (-41 yards), four QB hurries and two forced fumbles through eight games. He had a career-high nine tackles with a sack at Georgia and followed that with six tackles, three TFLs and a strip sack at Vanderbilt.

► Harris is 4th nationally and 1st in the SEC in tackles for loss through eight games.

► DE **Walter Brady** recorded his first 2.0 career sacks (-10 yards) vs. UConn. His 6.0 sacks (28th-most nationally) and tops among freshmen nationally.

NOTABLES FROM VANDERBILT

► LB **Kentrell Brothers** recorded 12 tackles, including a sack (-7 yards) on fourth down to stall a drive in the second quarter. It marked the fifth turnover on downs the Mizzou defense has recorded this season. Brothers now has a nation-leading 103 tackles for the year.

► DE **Charles Harris** recorded 3.0 tackles for loss (-13 yards), giving him 15.5 TFLs on the season. He entered the game leading the SEC and ranked fifth nationally. In the second quarter, he notched a strip sack (-8 yards) and the fumble was recovered by DE **Walter Brady**. For Harris, it was his second forced fumble of the season and third of his career. It marked the first recovery of Brady's career.

► DT **Terry Beckner, Jr.** recorded a sack (-9 yards) for the third game in a row, giving him 3.0 QB takedowns during his freshman season. Beckner is the top rated freshman interior D-lineman in the nation according to Pro Football Focus.

► CB **Aarion Penton**, LB **Michael Scherer** and S **Anthony Sherrells** all finished with eight tackles.

JAILBREAK BLITZ...DEFENSE NOTABLES

BALL-HAWKING

► The key to Mizzou's solid defense so far this year has been its ability to slow the pass with eight interceptions. Mizzou has a pair of three-interception games this season, marking the ninth time in 15 seasons under **Gary Pinkel** that the Tigers have had at least two separate three-interception games in the same season.

► Mizzou had three picks in a road win at Arkansas State earlier this season, two coming from LB **Kentrell Brothers** and the other coming from CB **John Gibson**. Mizzou also hauled in three interceptions against South Carolina with **Ian Simon**, **Kenya Dennis** and **Walter Brady** each hauling in picks.

► Below is a breakdown of Mizzou's three-interception games under Pinkel, which has grown to 15 such games.

MIZZOU WITH 3+ INTERCEPTIONS SINCE 2002

Game	INTs
2002 MU 44, Troy State 7	4
2003 MU 62, Texas Tech 31	4
2004 Troy 24, MU 13	3
2004 MU 17, Colorado 9	3
2005 MU 38, South Carolina 31	3
2006 MU 34, Ole Miss 7	3
2007 MU 41, Texas Tech 10	4
2010 MU 23, Illinois 13	3
2010 MU 50, McNeese St. 6	3
2010 MU 35, Kansas 7	3
2013 MU 58, Murray State 14	3
2013 MU 38, Toledo 23	3
2013 MU 45, Indiana 28	3
2015 MU 27, Arkansas State 20	3
2015 MU 24, South Carolina 10	3

NO FLY ZONE

► Staying on the topic of Mizzou's pass defense, the Tigers have been nothing short of sensational this season. Mizzou is fourth in the SEC with eight interceptions this season, including two separate games with at least three picks.

► Mizzou leads the SEC and is 11th nationally in pass defense, allowing just 177.1 yards through the air this season. Mizzou has held seven of its opponents this season to fewer than 200 yards passing, including just 136 last time out at Vanderbilt.

SACK MASTERS

► Mizzou finished 2014 with a school-record and SEC-leading 44.0 total sacks, one year removed from tallying 41.5 in 2013, which at the time was a school record.

► Through eight games this season, Mizzou has 23 sacks, a top-25 mark nationally.

► Mizzou's 108.5 total sacks over the last two-plus seasons rank as the fourth-most in college football in that span. Below is a list:

1. Utah - 114 (39 in 2013, 55 in 2014, 20 in 2015)
2. Ohio State - 113 (42 in 2013, 45 in 2014, 26 in 2015)
3. Washington - 110 (41 in 2013, 51 in 2014, 18 in 2015)
4. **Mizzou - 105.5 (41.5 in 2013, 44 in 2014, 23.0 in 2015)**
5. Virginia Tech - 102 (39 in 2013, 48 in 2014, 15 in 2015)

► Mizzou is second in the nation with 72 total tackles for loss and the 9.0 per game average is sixth nationally. Keep in mind, Mizzou does not have a senior on #DLineZou this season and starts two freshmen and a sophomore.

► Looking deeper into that, 35.5 of Mizzou's 72 total tackles for loss this season have come from freshmen or sophomores (49-percent).

DEFENSE SCORES, TOO!

► Since 2010, Mizzou's defense has done more than just limiting its opponents from scoring - they have been scoring themselves. In fact, since 2010, Mizzou has scored 26 defensive TDs, fifth-most nationally in that span, just one behind Florida.

► Mizzou scored a defensive TD in the season-opener as **Kentrell Brothers** blew up a pooch-punt for a block that caromed into the hands of **Aarion Penton**, who took it 41 yards for the score.

► Last season, Mizzou scored three defensive touchdowns, including two in one game at Florida when DE **Markus Golden** (2nd-round pick by the Arizona Cardinals) returned a fumble and LB **Darvin Ruise** returned a pick-six in that game.

MAGNOLIA STATE CONNECTIONS

► Now in its fourth year in the SEC, Mizzou Football continues to reach into the SEC footprint to pull recruits and this year's roster is no different. In fact, as Mizzou welcomes Mississippi State this Thursday, it will be a special day for two Tiger players who call Mississippi home. Below is a look.

- **Kenya Dennis** - Sr., CB, Leland, Miss. (Leland)...

- **Richaud Floyd** - Fr., WR, Gulfport, Miss. (Gulfport)...

DEFENSE, SPECIAL TEAMS SPECIAL UNDER PINKEL

► Since head coach **Gary Pinkel** took over the program in 2001, Mizzou has scored 72 times on defense or special times (48 defensive scores, 24 special teams scores). To put that mark into perspective, Mizzou had just 28 defensive and special teams scores in the previous 15 seasons prior to Pinkel's arrival on campus.

► The 24 special team scores consist of 19 punt or kick return scores (12 punt, seven kick) and five blocked kick scores (including one this season for a safety against UConn).

► Mizzou's 48 defensive scores consist of 22 pick six plays, 14 fumble recoveries and 12 defensive safeties.

FATONY EARNS NATIONAL HONOR

► Freshman punter **Corey Fatony** earned the Ray Guy Award National Player of the Week title after his stellar performance against Florida two weeks ago.

► Fatony punted nine times against the Gators, averaging 47.8 yards per punt while resetting his career-long with a 61-yard punt in the second quarter. He pinned the Gators inside their 20-yard line four times. On the year, Fatony, a true freshman, is averaging 44.0 yards per punt on 45 attempts. He has placed 16 punts inside the 20 this season and had 19 fair caught while just three have been touchbacks.

► Among freshmen nationally, Fatony is second in yards per punt with his 44.6 yard average while his 45 total punts lead the nation.

FRESHMEN PUNTING LEADERS (NCAA)

Player	School	Rank	Avg.
Steve Coutts	Louisiana-Lafayette	15th	45.0
Corey Fatony	Mizzou	19th	44.0
Austin Seibert	Oklahoma	29th	43.9
Joe Schopper	Purdue	43rd	42.7

DEFENSE LIMITING YARDS

► Through eight games, Mizzou has allowed just 2,257 total yards, good for an average of just 282.1 per contest. Mizzou has not been that stingy on defense through the first eight games since 2006 when limiting opponents to almost the exact same total of 2,258 total yards through eight games (282.3 per contest).

► To put that mark into context, the 2006 team finished the season ranked among the top 35 nationally in both scoring defense and total defense, limiting opponents to just 17.9 points per game and just 309 yards per game.

QUICK HITS...MISCELLANEOUS NOTABLES

PINKEL ON DODD TROPHY WATCH LIST

► Mizzou football head coach **Gary Pinkel** was one of 23 head coaches to be named to the Dodd Trophy Preseason Watch List, announced July 10 by the Bobby Dodd Coach of the Year Foundation and the Chick-fil-A Peach Bowl. Pinkel is one of eight SEC coaches to land on the list, which is designed to recognize the nation's top head coach.

► The list includes 23 of the nation's top college football coaches representing all Power 5 conferences, the Mountain West Conference and Notre Dame. The head coaches on the watch list represent programs with the highest ideals of leadership, scholarship and integrity on and off the field – the three pillars of legendary coach Bobby Dodd's philosophy. Each coach sits at the helm of programs with winning records, superior Academic Progress Rate (APR) scores and graduation rates, along with a strong commitment to service within their respective communities.

► Pinkel is the reigning SEC Coach of the Year and has led Mizzou to five conference division titles in the last eight seasons (2007, 2008, 2010, 2013, 2014), which is tied for the best in the nation in that span. Mizzou has won 78 games since 2007, which ties Ohio State for the fifth-most wins nationally in that span. Pinkel is the winningest coach in Mizzou history (117-67) and is the 19th-winningest coach in FBS history.

► Not only have Pinkel's teams seen tremendous success on the field, but they have excelled in the classroom. In 2013 and 2014, Pinkel's teams have ranked in the NCAA top 10 in APR. The Tigers were third in the SEC in APR in 2015 and led the league in 2014.

A 'BARRY' INTIMIDATING GROUP

► Mizzou's defense has become one of the most feared groups in the SEC and this year, the group will have a new leader as DC **Barry Odom** returns to Mizzou after a successful stint as the DC at Memphis. Odom, 38, as he takes over for **Dave Steckel**, who left to be head coach at Missouri State following the conclusion of Mizzou's 2014 season.

► Odom has been defensive coordinator and safeties coach at Memphis for the past three seasons, where he has orchestrated an impressive body of work by the Tiger defense. Memphis concluded a 10-3 season that was fueled largely by Odom's defense which ranked fifth nationally in scoring defense (17.1 ppg) and 22nd in total defense (343.3 ypg) heading into bowl season. That marked an astounding incremental improvement, as Memphis ranked 117th nationally in total defense in 2011 prior to Odom assuming the reins. In 2012, Odom's first year, the Tiger defense improved to 50th nationally in total defense (383.6 ypg), followed by a jump to 39th in 2013 (370.7 ypg). Memphis earned a share of the 2014 American Athletic Conference title, giving them a conference championship for the first time since 1971.

► It's a homecoming for Odom as he returns to his alma mater, where he starred as a linebacker for Mizzou from 1996-99 and later returned for a nine-year stint (2003-11) in a variety of roles for Pinkel's staff. He first came back in 2003 as an administrative graduate assistant, and after one year in that role, Odom moved to director of recruiting for the 2004 and 2005 seasons and then served three years (2006-08) as director of football operations.

► In 2009, Odom moved to the coaching side of the ledger, as Pinkel's safeties coach for three seasons where he developed **Kenji Jackson**, **Jarrell Harrison** and **Jasper Simmons** into All-Big 12 performers for Tiger teams which won 26 games in those three years. Odom also played a significant role in recruiting, as he was the lead on many highly-regarded prospects who chose to attend Mizzou.

BACK-TO-BACK

► Mizzou has won the SEC East in back-to-back seasons and that accomplishment has put Mizzou in some pretty elite company. Since 2001, Mizzou joins Alabama, Georgia, Florida and Tennessee as the only SEC teams to win two consecutive SEC division titles. Four programs in the SEC (Kentucky, Ole Miss, Texas A&M and Vanderbilt) have never won an SEC Division Championship and Mizzou has done so twice in its first three seasons

► Mizzou's 23 wins over 2013 and 2014 are fifth nationally, trailing only Florida State (27), Ohio State (26), Michigan State (24) and Oregon (24).

► Since 2007, Mizzou has claimed five conference division titles (three Big 12 North titles and two SEC East titles), the most in the nation during that span.

► All of those division-winning seasons ended with at least 10 wins as five of Mizzou's six 10-win seasons in program history have come under the direction of **Gary Pinkel**.

► In each of the last two seasons, Mizzou has clinched the SEC East at home with wins over SEC West powers Texas A&M (2013) and Arkansas (2014). Each division title seemed equally as improbable to national pundits, but Mizzou defied the odds each year. In 2013,

Mizzou was coming off of a disappointing 2012 campaign in which it went 5-7. But the Tigers rebounded for a 12-2 season, ranking as high as No. 5 nationally and culminating in an AT&T Cotton Bowl Classic win over Oklahoma State. Last year, Mizzou won its final six regular season games despite being underdogs in four of those six games. The season ended with an 11-3 mark and a Buffalo Wild Wings Citrus Bowl Championship.


"MO"VEMBER

► There is no question that in college football, teams that win in November often are destined for championships and Mizzou Football has been the perfect reflection of that over the last two years. Since 2013, Mizzou is a perfect 8-0 in the month of November.

REMEMBERING 'AO' 10 YEARS LATER

► The 2015 season marks the 10-year anniversary of the tragic passing of **Aaron O'Neal**, a linebacker on the 2005 Mizzou Football team who passed away at the age of 19 following a voluntary workout. O'Neal may be gone, but he has not been forgotten by anyone in the Mizzou community and his memory lives on with Gary Pinkel and the program 10 years later.

► Gary Pinkel has done his best to help the program remember O'Neal, the man with the 'million-dollar smile' as he was renowned. Every year, a linebacker from the St. Louis area - where O'Neal called home - will don O'Neal's #25. Currently, that bestowment belongs to sophomore LB **Donavin Newsom**; he will wear it for the remainder of his career and pass along to another St. Louis LB. Newsom, just like O'Neal, graduated from Parkway North High School in St. Louis, Mo.



BOEHM, DENNIS, HANSBROUGH, SIMON CAPTAINS

► In its annual tradition, Mizzou Football and head coach Gary Pinkel announced the team's captains to coincide with the opening of training camp in early August. Earning this distinction as team captains this season were seniors C **Evan Boehm**, CB **Kenya Dennis**, RB **Russell Hansbrough** and S **Ian Simon**.

► The four seniors were selected by their teammates and have combined to play in 129 games, including a combined 77 starts. The seniors have helped Mizzou win 28 games over the last three seasons and were key cogs in Mizzou's back-to-back SEC East Championships over the last two seasons.



10 TIGERS PLAYING AFTER EARNING DEGREES

► When Mizzou hits the field for the first time in 2015, 10 Tiger seniors will be playing having already earned their degrees. That is the third-most graduates playing on any team in the nation in 2015. In addition, five of the seniors are scheduled to graduate in December while the remaining four are all on pace to graduate in May.

► The current Mizzou grads playing for Gary Pinkel this season are:

- | | |
|------------------------------|---------------------------------|
| - S Cortland Browning | - QB Corbin Berkstresser |
| - OL Taylor Chappell | - TE Clayton Echard |
| - LB Clarence Green | - OL Mitch Hall |
| - RB Tyler Hunt | - WR Wesley Leftwich |
| - OL Connor McGovern | - OL Brad McNulty |

► The Mizzou seniors on pace for a December graduation:

- C **Evan Boehm**
- RB **Russell Hansbrough**
- CB **DeAndre McKenzie**
- OL **Nick Monaghan**
- S **Ian Simon**

► The Mizzou seniors on pace for a May graduation:

- | | |
|-------------------------------|--------------------------|
| - K Andrew Baggett | - CB Kenya Dennis |
| - LB Kentrell Brothers | - DB Trei Walton |

#MIZZOU MADE ... WHAT IT MEANS:

GARY PINKEL



190 WINS

2ND WINNINGEST ACTIVE COACH IN FBS

TOTAL PLAYER DEVELOPMENT

► **Definition:** (n.) The Mizzou Football Family's approach to developing student-athletes academically, athletically, and socially better than any program in the nation.

► "MizzouMade" describes the coaching staff's proactive approach to all areas of their players' lives: academic, social, family, spiritual, and mental well-being. Throughout their time on the team, Mizzou Football players develop their athletic skills, as well as tools to become respectful, educated, and well-rounded men.

FULLY DEVELOP AS AN ATHLETE

► A great work ethic is at the core of Mizzou Football's athletic development. Working hard opens up doors and provides the opportunity to grow, achieve, and succeed at the highest level. Through discipline and an open relationship with the coaching staff, there is no limit to improving players' performances.

► Mizzou Football players have access to incredible resources for athletic development, including an award-winning strength and conditioning coach, position coaches, trainers, nutritionists, and more. Summer workouts and the Winning Edge program are just a few of the activities designed to help Mizzou student-athletes reach their full potential. This top-notch athletic development plays a key role in growing and maintaining the Mizzou Football NFL pipeline.

DEVELOP AS A PERSON

► Live by core values: Mizzou has very high expectations for our players, and every member of the Mizzou Football Family must have high expectations for himself. The traditions players are being asked to uphold at the University of Missouri are the same traditions predecessors worked so hard to create. How players choose to conduct themselves, both publicly and privately, reflects on the Mizzou family, teammates, coaches, and the entire Mizzou community. It is important for Mizzou players to hold themselves accountable to these expectations.

GET AN EDUCATION

► Student-athletes are just that—students first, athletes second. The primary mission of the Mizzou Football program is to ensure that every student-athlete graduates, and we're committed to that promise. Mizzou has improved its NCAA Graduation Success Rate for nine straight years, and Mizzou football leads the SEC in athlete graduation rates. Across the Athletic Department, 54 percent of Mizzou student-athletes earned a 3.00 GPA in spring 2015.

► Mizzou football players work hard on the field, and they're expected to work just as hard in the classroom. Mizzou football has graduated 97 percent of its seniors in the past five years, and we won't be satisfied until 100 percent of athletes walk back through the columns with a diploma in hand.

► Academic excellence is more than a tradition — it's an expectation.

BECOME A CHAMPION

► Members of the Mizzou Football Family not only train physically, but also practice the attitude of winners. Mizzou players train in a "No Excuses" atmosphere where positivity—even in the face of a loss—reigns supreme. They know that sacrifice, commitment and unselfishness, in combination with athletic ability, is the only way to achieve victory.

JOIN A FAMILY

► Missouri Tigers are more than teammates, more than friends—they're family.

► Starting on day one, Mizzou Football players are taught to treat each other like family. Being part of a family means putting everyone else before yourself, and that takes work. It takes communication. It takes accountability. And it takes trust.

► Mizzou Tigers work hard in the classroom, give 100 percent in practice, and leave everything on the field to help the family. There are no individual players on this football team; there is only one committed family, whose success or failure depends on the commitment of each family member.

► The Mizzou Football Family gives it all, all the time.



• Head coach Gary Pinkel truly cares about how all of his players develop as young men.



• Strength coach Dr. Pat Ivey is a cog in Mizzou's second-to-none player development program.



• At Mizzou, players are expected to get their degrees. Players are also expected to finish as champions. Top: Clarence Green accepts his diploma last May. Bottom: Mitch Morse (2nd round NFL Draft pick) celebrates Mizzou's second consecutive SEC East Championship last November.




• From top to bottom:
• DE Charles Harris volunteers with the Special Olympics
• C Evan Boehm and SS Braylon Webb (2014 graduate) stand up against sexual assault with Missouri Men Say No More program.
• LB Kentrell Brothers spends some time at the Boys & Girls Club of Columbia in May.

HEAD COACH GARY PINKEL

• With his 190 career wins in 24-plus seasons as a head coach, Mizzou's Gary Pinkel is the 19th winningest coach in college football history. He is also the second-winningest active coach in college football.

• Pinkel became the all-time winningest coach at Missouri (102) when the Tigers won the Cotton Bowl to close out 2013...



WINNINGEST ACTIVE FBS HEAD COACHES

	Coach, School	Yrs.	W	L	T	Pct.
1.	Frank Beamer, Virginia Tech	34	277	142	4	.660
2.	Gary Pinkel, Mizzou	25	190	107	3	.638
	Bill Snyder	24	190	98	1	.663
4.	Nick Saban, Alabama	19	184	60	1	.753

COACH PINKEL TALKING POINTS

- 2014 SEC Coach of the Year
- 2007 Big 12 Coach of the Year
- 2007 FieldTurf National Coach of the Year
- 2007 Finalist for Robinson, Bryant, Munger Awards
- 2nd Winningest Active Coach in FBS
- 19th Winningest Coach in College Football history
- Five Conference Division Championships since 2007 (2007, 2008, 2010, 2013, 2014)
- Mizzou's all-time winningest head coach (117-69)
- Toledo's winningest head coach (73-37-3)
- Led Mizzou to school-record 7 straight bowl games (2005-2011)
- Has produced 8 NFL Draft First Round Draft Picks
- Five 10-win seasons at Mizzou (Just one in the previous 110 seasons)

In 14 years at the University of Missouri, Gary Pinkel has meticulously built a previously downtrodden program into one of the most successful in the nation, and after a thrilling 2013 season, he very well might have performed the best coaching job of his career in 2014.

Picked to finish a distant fourth in the SEC Eastern Division in the preseason, Pinkel guided his troops to an 11-3 record and a second-straight division championship and subsequent bowl game victory.

The Tigers ended the magical 2014 season with a New Year's Day 33-17 win over Minnesota in the Buffalo Wild Wings Citrus Bowl, giving the Tigers 23 wins in two seasons - a school record.

The job Pinkel did during the year went recognized by his coaching peers, as he was voted the SEC Coach of the Year by league coaches.

The well-deserved honor capped a season that saw the Tigers rebound from a pair of tough losses early in the year and close the regular season with six straight wins - including four games in which they entered as underdogs - to claim the East crown.

Under his watch, Mizzou has now won conference division titles five of the last eight seasons (2007, 2008, 2010, 2013, 2014), which is tied for most in the nation during that stretch (along with Alabama and Florida State), while the Tigers' 78 wins in that time is tied for 5th-best among FBS "power 5" conferences.

The winningest head coach in both Mizzou and Toledo histories (making him the only active coach to make that claim at the FBS level), Pinkel enters the Mississippi State game with a Mizzou record of 117-70 in 14-plus seasons, while he's 190-107-3 overall in 24 seasons. His 190 wins is the 2nd-most among active FBS coaches.

Pinkel got his MU record-breaking win thanks to a thrilling 41-31 win over Oklahoma State in the 2014 AT&T Cotton Bowl Classic. The win was the 102nd at MU in his 13 years patrolling the sidelines, and that broke a tie he held going into the game with Tiger legend Don Faurot, who won 101 games in 19 seasons from 1935-42 and 1946-56. Pinkel has 113 wins at Mizzou following 2014.

PINKEL QUICK FACTS:

Age:	63
Birthdate:	April 27, 1952
Hometown:	Akron, Ohio
Alma Mater:	Kent State (1973)
Playing Honors:	Hon. Men. All-American Tight End (1973 - Associated Press)

COACHING PROGRESSION:

Kent State:	
Grad. Asst. Coach	1974-75

Washington:	
Grad. Asst. Coach	1976

Bowling Green:	
Asst. Coach	1977-78

Washington:	
Asst. Coach	1979-1990

Toledo:	
Head Coach	1991-2000

Mizzou:	
Head Coach	2001-Present

PINKEL CAREER RECORD

at Mizzou (2001-Present)	117-70 (62.6%)
at Toledo (1991-2000)	73-37-3 (65.9%)
TOTALS	190-107-3 (63.8%)

PINKEL YEAR-BY-YEAR

At Toledo	
1991	5-5-1
1992	8-3
1993	4-7
1994	6-4-1
1995 (MAC Champs / LV Bowl Champs)	11-0-1
1996	7-4
1997 (MAC West Champs)	9-3
1998 (MAC West Champs)	7-5
1999	6-5
2000	10-1
10 Years	73-37-3

At Mizzou	
2001	4-7
2002	5-7
2003 (Independence Bowl)	8-5
2004	5-6
2005 (Independence Bowl Champs)	7-5
2006 (Sun Bowl)	8-5
2007 (Big 12 North Champs / Cotton Bowl Champs)	12-2
2008 (Big 12 North Champs / Alamo Bowl Champs)	10-4
2009 (Texas Bowl)	8-5
2010 (Big 12 North Champs / Insight Bowl)	10-3
2011 (Independence Bowl Champs)	8-5
2012	5-7
2013 (SEC East Champs / Cotton Bowl Champs)	12-2
2014 (SEC East Champs / Citrus Bowl Champs)	11-3
2015	4-4
14 Years	117-70

THE COACHING STAFF

- Four of head coach Gary Pinkel's nine assistant coaches have been at Mizzou for the entirety of Pinkel's tenure in Columbia (2001-Present). That group includes:



ANDY HILL
ASSOC. HC
QUARTERBACKS

CORNELL FORD
CORNERBACKS

BRIAN JONES
RUNNING BACKS

CRAIG KULIGOWSKI
DEFENSIVE LINE

- Ford, Jones and Kuligowski all came with Pinkel as he moved his staff to Columbia after his successful 10-year run at Toledo (1991-2000).
- Ford (1996-2000) coached Toledo's receivers in his Rocket days, also serving as recruiting coordinator in 1996. He was a graduate assistant on Pinkel's first staff in 1991.
- Jones (1992-2000) began oversight of running backs in 1995 after coaching receivers from 1992-94.
- Kuligowski was Toledo's defensive line coach for the majority of his stint with the Rockets (1996-2000) after serving as recruiting coordinator, tight ends coach and assistant offensive line coach at Toledo from 1992-1995.
- Hill's tenure at Mizzou, now in its 20th season, predates the Pinkel era. Hill tutored the Tigers' wide receivers from 1996-2000, also serving as co-offensive coordinator in 2000.

THE COORDINATORS



JOSH HENSON
OC
TIGHT ENDS/OL

- LOCATION:** In booth
- Josh Henson, now in his seventh year at Mizzou, is entering his third as the program's offensive coordinator. He joined Pinkel in 2009 as Pinkel's first staff addition since 2001.
- Henson is a 1998 graduate of Oklahoma State and spent 1999-2005 on OSU's coaching staff. He spent 2005-08 at LSU as the tight ends coach and recruiting coordinator.



BARRY ODOM
DC
LINEBACKERS

- LOCATION:** In booth
- Barry Odom, a True Son graduate of Mizzou in 1999, is a familiar face for Gary Pinkel. He is in his first year as DC after a successful three year stint in the same role at Memphis. He replaces Dave Steckel, now head coach at Missouri St.
- Overall, Odom is entering his 10th season at Mizzou. He started for Pinkel in 2003 as an administrative assistant, eventually acceding to safeties coach from 2009-11 before leaving for Memphis. He was a four-year letterwinner at LB for Mizzou.

THE POSITION COACHES



A.J. RICKER
OFFENSIVE LINE



RYAN WALTERS
SAFETIES



PAT WASHINGTON
RECEIVERS

Second-year assistant coach A.J. Ricker (offensive line) is a new face on the Mizzou coaching staff, but is certainly familiar with the program. The former Illinois OL coach (2013) and run game coordinator at Western Michigan (2011-12) started 47 consecutive games at center for Mizzou from 2000-03.

Ryan Walters is in his first year at Mizzou, working with the safeties. He comes to Mizzou from Memphis along with DC Barry Odom. Walters is a 2008 graduate of Colorado where he was a team captain. He has coached at North Texas, Oklahoma, Arizona, North Texas and his alma mater Colorado.

Pat Washington enters his third season as the WR coach at Mizzou. He held the same position at Kentucky and has coaching roots at plenty of schools in the SEC footprint, including Tennessee, Mississippi State, Auburn, Southern Miss, Baylor and TCU.

THE ASSISTANTS

Associate Head Coach Andy Hill

Year at Mizzou: _____ 20th
Position Group: _____ Quarterbacks
Alma Mater _____ Missouri, 1985
Family: _____ Wife: Sarah
Children: Patricia Ryan, Andrew

Offensive Coordinator Josh Henson

Year at Mizzou: _____ 7th // 3rd as OC
Position Group: _____ Tight Ends/ O-Line
Alma Mater _____ Oklahoma St., 1998
Family: _____ Wife: Shauna
Children: Will, Kate

Defensive Coordinator Barry Odom

Year at Mizzou: _____ 10th // 1st as DC
Position Group: _____ Linebackers
Alma Mater _____ Missouri, 1999
Family: _____ Wife: Tritia
Children: James, Garyt, Anna

Assistant Coach Cornell Ford

Year at Mizzou: _____ 15th
Position Group: _____ Cornerbacks
Alma Mater _____ Toledo, 1991
Family: _____ Wife: Dawn
Children: Devin, Taylor

Assistant Coach Brian Jones

Year at Mizzou: _____ 15th
Position Group: _____ Running Backs
Alma Mater _____ Connecticut, 1980
Family: _____ Wife: Mary Kay
Children: Grant, Brandon, Audrey

Assistant Coach Craig Kuligowski

Year at Mizzou: _____ 15th
Position Group: _____ Defensive Line
Alma Mater _____ Toledo, 1991
Family: _____ Wife: Mary
Children: Peyton, Madeline, Max

Assistant Coach A.J. Ricker

Year at Mizzou: _____ 2nd
Position Group: _____ Offensive Line
Alma Mater _____ Missouri, 2004
Family: _____ Wife: Lauren
Children: Andrew

Assistant Coach Ryan Walters

Year at Mizzou: _____ 1st
Position Group: _____ Safeties
Alma Mater _____ Colorado, 2008
Family: _____ Wife: Tara
Children: Aaron

Assistant Coach Pat Washington

Year at Mizzou: _____ 3rd
Position Group: _____ Receivers
Alma Mater _____ Auburn, 1987
Family: _____ Wife: Claudette
Children: Tyson, Justin

AP TOP 25

TEAM	2015 RECORD	PTS
1 Ohio State(39)	8-0	1465
2 Baylor (6)	7-0	1408
3 Clemson(6)	8-0	1381
4 LSU(5)	7-0	1346
5 TCU(4)	8-0	1336
6 Michigan State	8-0	1249
7 Alabama(1)	7-1	1160
8 Notre Dame	7-1	1019
9 Stanford	7-1	1014
10 Iowa	8-0	954
11 Florida	7-1	923
12 Oklahoma State	8-0	879
13 Utah	7-1	809
14 Oklahoma	7-1	712
15 Memphis	8-0	683
16 Michigan	6-2	613
17 Florida State	7-1	571
18 Houston	8-0	466
19 Ole Miss	7-2	414
20 Toledo	7-0	366
21 North Carolina	7-1	248
22 UCLA	6-2	190
23 Temple	7-1	175
24 Mississippi State	6-2	144
25 Texas A&M	6-2	101

Others Receiving Votes

Wisconsin 64, Southern Cal 57, BYU 27, Northwestern 21, Duke 7, Penn St. 5, Appalachian St. 4, Boise St. 4, California 4, Pittsburgh 2, Tennessee 2, Navy 1, Washington St. 1

NUMBERS TO KNOW

125 The 2015 season marks the 125th season of University of Missouri football. The Missouri football program began play in 1890. However, MU did not field a team in 1918 due to an influenza epidemic on campus.

659 Mizzou holds an all-time record of 659-538-52, which equates to a .548 winning percentage.

351 The Tigers are 351-302-32 overall in conference play (53.6 winning percentage). Head coach Gary Pinkel's squad is 17-10 in the SEC, including the outstanding 7-1 league mark from last season.

12 Mizzou has won 12 conference championships. Those titles have come in: 1909, 1913, 1919, 1924, 1925, 1927, 1939, 1941, 1942, 1945, 1960 and 1969.

5 The Tigers have won five conference divisional championships, with all four crowns coming during the Pinkel era (2007, 2008, 2010, 2013, 2014).

31 Mizzou has played in 31 bowl games, all-time, and has gone 15-16 in those games. Pinkel has led the Tigers to 10 bowl appearances, a program-record. Mizzou has gone 6-4 in bowls under Pinkel.

AMWAY COACHES TOP 25

TEAM	2015 RECORD	PTS
1 Ohio State	8-0	1574
2 Baylor	7-0	1481
3 TCU	8-0	1441
4 LSU	7-0	1388
5 Clemson	8-0	1377
6 Michigan State	8-0	1337
7 Alabama	7-1	1223
8 Stanford	7-1	1069
9 Notre Dame	7-1	1068
10 Oklahoma State	8-0	978
11 Iowa	8-0	968
12 Florida	7-1	942
13 Oklahoma	7-1	819
14 Utah	7-1	770
15 Florida State	7-1	693
16 Memphis	8-0	652
17 Michigan	6-2	587
18 Houston	8-0	505
19 Mississippi	7-2	436
20 Toledo	7-0	396
21 North Carolina	7-1	215
22 UCLA	6-2	199
23 Temple	7-1	164
24 Texas A&M	6-2	148
25 Mississippi State	6-2	104

Others Receiving Votes

Wisconsin (7-2) 88; Navy (6-1) 42; Duke (6-2) 31; Southern California (5-3) 20; Brigham Young (6-2) 19; Northwestern (6-2) 15; Oregon (5-3) 14; Pittsburgh (6-2) 9; Penn State (6-2) 8; Boise State (7-2) 7; Marshall (8-1) 5; Washington State (5-3) 4; Western Kentucky (7-2) 3; Appalachian State (7-1) 1.

AMONG THE NATION'S ELITE...

- Since 2007, Mizzou ranks in the Top 10 among BCS-AQ leagues in wins, while also ranking in the Top 10 in Academic Progress Rate (APR), as well as in the Top 5 since 2009 in most NFL First Round draft picks.
- Head coach Gary Pinkel's squad was atop of the Southeastern Conference in APR for both of the program's first two seasons in the league. The Tigers posted an APR score of 982 to lead the league for the 2011-12 academic year, followed by a 980 score for 2012-13. In the most recent APRs (release in 2015 for the 2013-14 academic year), Mizzou was third in the SEC. See to the right for a breakdown.

2014 APR IN SEC

	980
	980
	975
	974
	974

2015 APR IN SEC

	983
	978
	976
	975
	974

SENIORS GETTING THEIR DEGREES...

- The current Mizzou senior class is getting it done in the classroom. Ten of them will play the 2015 season as graduate students. Five more are scheduled to finish their undergraduate work this December, with the remaining four on pace to earn their degree in May. Mizzou's 10 current graduates are as follows...



CORTLAND BROWNING EDUCATION	CORBIN BERKSTRESSER FINANCE	TAYLOR CHAPPELL HEALTH SCIENCE	CLAYTON ECHARD HEALTH SCIENCE	CLARENCE GREEN EDUCATION	MITCH HALL EDUCATION	TYLER HUNT EDUCATION	WESLEY LEFTWICH FINANCE	CONNOR MCGOVERN EDUCATION	BRAD McNULTY GENERAL STUDIES
--------------------------------	--------------------------------	-----------------------------------	----------------------------------	-----------------------------	-------------------------	-------------------------	----------------------------	------------------------------	---------------------------------

NAME	GRADUATION	NAME	GRADUATION	NAME	GRADUATION
Evan Boehm	December 2015	Nick Monaghan	December 2015	Kentrell Brothers	May 2016
Russell Hansbrough	December 2015	Ian Simon	December 2015	Kenya Dennis	May 2016
DeAndre McKenzie	December 2015	Andrew Baggett	May 2016	Trei Walton	May 2016

CAREER STARTS

OFFENSE

LINEMEN	'11	'12	'13	'14	'15	Tot.
Boehm	—	12	14	14	8	48
McGovern	RS	0	14	14	8	36
McNulty	RS	4	0	9	3	16
Chappell	RS	0	0	10	6	16
Hall	—	—	0	5	8	13
Crawford	—	—	RS	0	5	5
Abeln	—	—	RS	0	2	2

RECEIVERS	'11	'12	'13	'14	'15	Tot.
Culkin	—	RS	1	14	6	21
Leftwich	RS	0	0	4	7	11
Brown	—	—	—	0	8	8
Moore	—	—	—	0	8	8
Dilosa	—	—	—	RS	1	1
Hilton	—	—	—	—	1	1

QBs	'11	'12	'13	'14	'15	Tot.
Mauk	—	RS	4	14	4	22
Berkstresser	RS	4	0	—	0	4
Lock	—	—	—	—	4	4

TAILBACKS	'11	'12	'13	'14	'15	Tot.
Hansbrough	—	0	0	4	7	11
Witter	—	—	—	0	1	1

DEFENSE

LINEMEN	'11	'12	'13	'14	'15	Tot.
Brantley	—	RS	5	12	0	19
Harris	—	—	RS	2	8	10
Augusta	—	—	0	0	8	8
Hatley	—	RS	0	0	5	5
Brady	—	—	—	RS	5	5
Frazier	—	—	0	0	3	3
Beckner	—	—	—	—	3	3

LINEBACKERS	'11	'12	'13	'14	'15	Tot.
Brothers	RS	0	14	14	8	36
Scherer	—	RS	0	14	8	22
Newsom	—	RS	0	2	8	10
Green	—	RS	0	3	0	3

SECONDARY	'11	'12	'13	'14	'15	Tot.
Simon	RS	0	8	14	8	30
Penton	—	—	2	12	8	22
Dennis	—	—	—	11	8	19
Sherrills	—	—	RS	0	8	8
Gibson	—	RS	0	5	0	5
Browning	RS	0	0	1	0	1

CAREER PARTICIPATION REPORT

	Career G-GS	2015 G-GS	2014 G-GS	2013 G-GS	2012 G-GS	2011 G-GS
39 Chase Abbington	6-0	6-0	-	-	-	-
57 Alec Abeln	7-2	7-2	-	-	-	-
64 Paul Adams	1-0	1-0	-	-	-	-
97 Josh Augusta	36-8	8-8	14-0	14-0	-	-
99 Andrew Baggett	48-0	8-0	14-0	14-0	12-0	RS
79 Terry Beckner, Jr.	8-3	8-3	-	-	-	-
38 Eric Beisel	21-0	8-0	13-0	RS	-	-
13 Corbin Berkstresser	19-4	6-0	-	3-0	10-4	RS
17 DeSean Blair	3-0	3-0	-	-	-	-
11 Kendall Blanton	5-0	5-0	-	-	-	-
77 Evan Boehm	48-48	8-8	14-14	14-14	12-12	-
56 Walter Brady	8-5	8-5	-	-	-	-
90 Harold Brantley	28-17	-	14-12	14-5	RS	-
26 Jake Brents	1-0	1-0	1-0	0-0	RS	-
10 Kentrell Brothers	47-36	8-8	14-14	14-14	11-0	RS
2 Nate Brown	17-8	8-8	9-0	-	-	-
5 Cortland Browning	35-1	7-0	11-1	14-0	3-0	RS
34 Joey Burkett	21-0	8-0	13-0	RS	-	-
62 Taylor Chappell	25-16	8-6	13-10	4-0	-	RS
28 Logan Cheadle	21-0	8-0	13-0	-	-	-
90 Nick Coffman	2-0	-	2-0	-	RS	-
55 Nate Crawford	9-5	7-5	2-0	RS	-	-
70 Malik Cuellar	6-0	6-0	-	-	-	-
80 Sean Culkin	35-21	6-6	14-14	14-1	RS	-
7 Kenya Dennis	22-19	8-8	14-11	-	-	-
82 Clayton Echard	35-2	8-2	14-0	12-0	1-0	RS
26 Corey Fatony	8-0	8-0	-	-	-	-
5 John Gibson	34-6	8-0	14-5	12-0	RS	-
40 Clarence Green	32-2	8-0	14-2	10-0	1-0	RS
84 Emanuel Hall	7-0	7-0	-	-	-	-
73 Mitch L. Hall	34-12	8-8	13-4	13-0	-	-
24 Terez Hall	8-0	8-0	-	-	-	-
32 Russel Hansbrough	44-11	7-7	14-4	14-0	9-0	-
91 Charles Harris	22-10	8-8	14-2	RS	-	-
95 Rickey Hatley	30-5	8-5	14-0	8-0	RS	-
33 Cam Hilton	8-1	8-1	-	-	-	-
1 Anthony Hines	6-0	6-0	-	-	-	-
88 Nate Howard	8-0	8-0	-	-	-	-
35 Tyler Hunt	35-0	8-0	13-0	13-0	1-0	-
86 Jake Hurrell	36-0	8-0	14-0	14-0	RS	-
15 Grant Jones	8-0	8-0	-	-	-	-
41 Eric Laurent	4-0	4-0	-	-	-	-
4 Brandon Lee	8-0	8-0	-	-	-	-
18 Wesley Leftwich	20-11	7-7	10-4	3-0	-	RS
3 Drew Lock	8-4	8-4	-	-	-	-
75 A.J. Logan	11-0	8-0	3-0	RS	-	-
7 Maty Mauk	31-22	4-4	14-14	13-4	RS	-
60 Connor McGovern	44-36	8-8	14-14	14-14	8-0	RS
63 Brad McNulty	41-16	7-3	13-9	10-0	11-4	RS
6 J'Mon Moore	21-8	8-8	13-0	RS	-	-
18 Josh Moore	8-0	8-0	-	-	-	-
25 Donavin Newsom	32-10	8-8	14-2	10-0	RS	-
71 Kevin Pendleton	1-0	1-0	-	-	-	-
11 Aarion Penton	35-22	8-8	13-12	14-2	-	-
9 Eddie Printz	10-0	7-0	3-0	RS	-	-
10 Jason Reese	21-0	8-0	13-0	RS	-	-
16 Thomas Richard	2-0	2-0	-	-	-	-
6 Tavon Ross	7-0	7-0	-	-	-	-
72 Clay Rhodes	1-0	1-0	1-0	RS	-	-
30 Michael Scherer	36-22	8-8	14-14	14-0	RS	-
22 Anthony Sherrills	22-8	8-8	14-0	RS	-	-
21 Ian Simon	46-30	8-8	14-14	14-8	10-0	-
36 Morgan Steward	15-0	3-0	-	12-0	RS	-
31 Finis Stribling IV	2-0	2-0	-	-	-	-
8 Thomas Wilson	19-0	8-0	11-0	-	-	-
14 Ray Wingo	7-0	7-0	-	-	-	-
29 Ish Witter	20-1	8-1	12-0	-	-	-

MOST GAMES PLAYED

Andrew Baggett	48
Evan Boehm	48
Kentrell Brothers	47
Ian Simon	46
Russell Hansbrough	44
Connor McGovern	44
Brad McNulty	41

MOST STARTS

Evan Boehm	48
Kentrell Brothers	36
Connor McGovern	36
Ian Simon	30

CONSECUTIVE GAMES PLAYED STREAK

Evan Boehm	48
Andrew Baggett	48

BOEHM
TEAM-BEST 48
CONSECUTIVE
STARTS

CONSECUTIVE STARTS

Evan Boehm	48
Kentrell Brothers	36
Connor McGovern	36

SEASON/CAREER HIGHS - OFFENSE

#2 NATE BROWN // WR
SEASON

Catches: 6 - vs. SC (10/3)
Yards: 69 - vs. SEMO (9/5)
TDs: 2 - vs. SC (10/3)
Long: 33 - at UGA (10/17)

CAREER

Catches: 6 - vs. SC (10/3/15)
Rec. Yards: 69 - vs. SEMO (9/5/15)
TDs: 2 - vs. SC (10/3/15)
Long: 33 - at UGA (10/17/15)


#17 DESEAN BLAIR // WR
SEASON

Catches: 1 - vs. SEMO (9/5)
Yards: 21 - vs. SEMO (9/5)
TDs: NA
Long: 21 - vs. SEMO (9/5)

CAREER

Catches: 1 - vs. SEMO (9/5/15)
Rec. Yards: 21 - vs. SEMO (9/5/15)
TDs: NA
Long: 21 - vs. SEMO (9/5/15)


#80 SEAN CULKIN // TE
SEASON

Catches: 5 - at ASU (9/12)
Yards: 46 - at ASU (9/12)
TDs: 1 - at ASU (9/12)
Long: 21 - at ASU (9/12)

CAREER

Catches: 5 - at ASU (9/12/15)
Rec. Yards: 46 - at ASU (9/12/15)
TDs: 1 - twice, MR at ASU (9/12/15)
Long: 21 - at ASU (9/12/15)


#15 KEYON DILOSA // WR
SEASON

Catches: 3 - twice
Yards: 25 - vs. SEMO (9/5)
TDs: NA
Long: 16 - at UK (9/26)

CAREER

Catches: 3 - twice, MR at UK (9/26/15)
Yards: 25 - vs. SEMO (9/5/15)
TDs: NA
Long: 16 - at UK (9/26/15)


#32 RUSSELL HANSBROUGH // TB
SEASON

Rushes: 11 - twice
Yards: 43 - vs. SC (10/3)
TDs: NA
Long: 24 - vs. SC (10/3)
Catches: 4 - at Vandy (10/24)

CAREER

Rushes: 20 - vs. Arkansas (11/28/14)
Yards: 199 - at Texas A&M (11/15/14)
TDs: 3 - at S. Carolina (9/27/14)
Long: 78 - vs. Minnesota (1/1/15)
Catches: 4 - at Vandy (10/24/15)


#41 ERIC LAURENT // WR
SEASON

Catches: 1 - vs. UConn (9/19)
Yards: 4 - vs. UConn (9/19)
TDs: NA
Long: NA

CAREER

Catches: 1 - vs. UConn (9/19/15)
Yards: 4 - vs. UConn (9/19/15)
TDs: NA
Long: NA


#18 WESLEY LEFTWICH // WR
SEASON

Catches: 3 - three times
Yards: 44 - at UK (9/26)
TDs: 1 - at ASU (9/12)
Long: 32 - at ASU (9/12)

CAREER

Catches: 3 - four times, MR at Vandy (10/24/15)
Yards: 44 - at UK (9/26/15)
TDs: 1 - at ASU (9/12/15)
Long: 32 - at ASU (9/12/15)


#3 DREW LOCK // QB
SEASON

Comp.: 21 - vs. SC (10/3)
Att.: 39 - vs. UF (10/10)
Yards: 151 - vs. UF (10/10)
TDs: 2 - vs. SC (10/3)
Long: 78 - vs. SEMO (10/3)

CAREER

Comp.: 21 - vs. SC (10/3/15)
Att.: 39 - vs. UF (10/10/15)
Yards: 151 - vs. UF (10/10/15)
TDs: 2 - vs. SC (10/3/15)
Long: 78 - vs. SEMO (9/5/13)


#J'MON MOORE // WR
SEASON

Catches: 6 - vs. UConn (9/19)
Yards: 74 - vs. SEMO (9/5)
TDs: 1 - twice
Long: 32 - vs. UF (10/10)

CAREER

Catches: 6 - vs. UConn - 9/19/15)
Yards: 74 - vs. SEMO (9/5/15)
TDs: 1 - twice, MR at UK (9/26/15)
Long: 32 - vs. UF (10/0/15)


#10 JASON REESE // TE
SEASON

Catches: 6 - vs. SC (10/3)
Yards: 47 - vs. SC (10/3)
TDs: NA
Long: 21 - at UK (9/26)

CAREER

Catches: 6 - vs. SC (10/3)
Rec. Yards: 47 - vs. SC (10/3)
TDs: NA
Long: 21 - at Kentucky (9.26)


#29 ISH WITTER // TB
SEASON

Rushes: 17 - twice
Yards: 98 - vs. SC (10/3)
TDs: 1 - vs. SC (10/3)
Long: 17 - vs. SC (10/3)
Catches: 3 - vs. (9/19)

CAREER

Rushes: 17 - twice, MR vs. SC (10/3/15)
Yards: 98 - vs. SC (10/3/15)
TDs: 1 - twice, MR vs. SC (10/3/15)
Long: 17 - vs. SC (10/3/15)
Catches: 3 - vs. UConn (9/19/15)

CAREER HIGHS - DEFENSE

#97 JOSH AUGUSTA // DT
SEASON

Tackles: 3 - at Vandy (10/24)
TFL: 2.0 - vs. UConn (9/19)
Sacks: NA
INT: NA
FF: NA

CAREER

Tackles: 4 - at Tennessee (11/22/14)
TFL: 2.0 - twice, MR vs. UConn (9/19/15)
Sacks: 1.0 - three times
INT: 1 - vs. UCF (9/13/14)
FF: 2 - at UT (11/22/14)


#10 KENTRELL BROTHERS // LB
SEASON

Tackles: 17 - at UGA (10/17)
TFL: 1.5 - four times
Sacks: 1.0 - twice
INT: 2 - at ASU (9/12)
FF: NA
PBU: 1 - vs. UConn (9/19)

CAREER

Tackles: 17 - at UGA (10/17/15)
TFL: 2.0 - vs. S. Carolina (9/27/14)
Sacks: 1 - four times, MR at Vandy (10/24/15)
INT: 2 - at ASU (9/12/15)
FF: 1 - three times


#3 CORTLAND BROWNING // S
SEASON

Tackles: 3 - at UK (9/26)
TFL: NA
Sacks: NA
INT: NA
FF: NA

CAREER


Tackles: 3 - at UK (9/26/15)
TFL: NA
Sacks: NA
INT: NA
FF: 1NA


#7 KENYA DENNIS // CB
SEASON

Tackles: 6 - vs. SC (10/3)
TFL: 1.0 - vs. SEMO (9/5)
Sacks: 1.0 - vs. SEMO (9/5)
INT: 1 - vs. SC (10/3)
FF: NA
PBU: 1 - three times

CAREER

Tackles: 8 - at Florida (10/18/14)
TFL: 2.0 - vs. Kentucky (10/25/14)
Sacks: 1 - twice, MR vs. SEMO (9/5/15)
INT: 1 - twice, MR vs. SC (10/3/15)
FF: 1 - at Florida (10/18/14)


#1 JOHN GIBSON // CB
SEASON

Tackles: 3 - twice
TFL: NA
Sacks: NA
INT: 1 - at ASU (9/12)
FF: NA
PBU: 1 - twice

CAREER

Tackles: 5 - at Tennessee (11/22/14)
TFL: 0.5 - twice, MR vs. Arkansas (11/28/14)
Sacks: NA
INT: 1 - twice, MR at ASU (9/12/15)
FF: NA


#91 CHARLES HARRIS // DE
SEASON

Tackles: 9 - at UGA (10/17)
TFL: 4.5 - at ASU (9/12)
Sacks: 2.0 - at ASU (9/12)
INT: NA
FF: 1 - twice
QBH: 2 - at ASU (9/12)

CAREER

Tackles: 9 - at UGA (10/17/15)
TFL: 4.5 - at ASU (9/12/15)
Sacks: 2.0 - at ASU (9/12/15)
INT: NA
FF: 1 - twice, MR at Vandy (10/24/15)


#95 RICKEY HATLEY // DT
SEASON

Tackles: 5 - vs. UF (10/10)
TFL: 1.5 - vs. SEMO (9/5)
Sacks: NA
INT: NA
FF: NA

CAREER

Tackles: 5 - vs. UF (10/10/15)
TFL: 1.5 - vs. SEMO (9/5/15)
Sacks: 1.0 - vs. UCF (9/13/14)
INT: NA
FF: 1 vs. UCF (9/13/14)


#25 DONAVIN NEWSOM // LB
SEASON

Tackles: 8 - at UGA (10/17)
TFL: 2.0 - twice
Sacks: 1.0 - twice
INT: NA
FF: NA
PBU: 1 - vs. UConn (9/19)

CAREER


Tackles: 8 - at UGA (10/17/15)
TFL: 2.0 - at UK (9/26)
Sacks: 1.0 - at UK (9/26)
INT: NA
FF: 1 - twice, MR vs. Minnesota (1/1/15)


#11 AARION PENTON // CB
SEASON

Tackles: 8 - at VU (10/24)
TFL: 1.0 - twice
Sacks: NA
INT: NA
FF: 1 - at UK (9/26)
PBU: 3 - vs. UF (10/10)

CAREER

Tackles: 8 - at Vandy (10/24/15)
TFL: 1.0 - four times, MR at UGA (10/17/15)
PBU: 3 - vs. UF (10/10/15)
INT: 1 - three times, MR vs. Kentucky (11/1/14)
FF: 1 - vs. Georgia (10/11/14)


#30 MICHAEL SCHERER // LB
SEASON

Tackles: 12 - at UGA (10/17)
TFL: 3.0 - at ASU (9/12)
Sacks: NA
PBU: 1 - at UGA (10/17)
FF: NA
QBH: 1 - vs. SEMO (9/5)

CAREER

Tackles: 13 - twice, MR vs. Kentucky (11/1/14)
TFL: 3.0 - at ASU (9/12/15)
Sacks: 0.5 at Tennessee (11/22/15)
INT: NA
FF: 1 - vs. Alabama (12/6/14)


#21 IAN SIMON // S
SEASON

Tackles: 9 - at UGA (10/17)
TFL: NA
Sacks: NA
INT: 1 - twice
FR: 1 - vs. SEMO (9/5)
PBU: 1 - vs. SC (10/3)

CAREER

Tackles: 9 - at UGA (10/17/15)
TFL: 1.5 - vs. Texas A&M (11/30/13)
Sacks: 0.5 - at Tennessee (11/22/14)
INT: 1 - four times, MR at UGA (10/17/15)
FF: 1 - vs. SDSU (8/30/14)


#22 ANTHONY SHERRILLS // S
SEASON

Tackles: 8 - twice
TFL: 1.0 - at ASU (9/12)
PBU: 3 - at PBU (10/17)
INT: 1 - vs. UConn (9/19)
FF: 1 - vs. UConn (9/19)
FR: 1 - vs. UConn (9/19)

CAREER

Tackles: 8 - twice, MR at Vandy (10/24/15)
TFL: 1.0 - at ASU (9/12/15)
PBU: 3 - vs. UGA (10/17/15)
INT: 1 - vs. UConn (9/19/15)
FF: 1 - vs. UConn (9/19/15)

CAREER HIGHS - DEFENSE

#16 MARCELL FRAZIER // DT
SEASON

Tackles: 3 - at ASU (9/12)
TFL: 1.5 - at ASU (9/12)
Sacks: 1.0 - vs. SC (10/3)
QBH: 1 - twice
FF: NA

CAREER

Tackles: 3 - at ASU (9/12/15)
TFL: 1.5 - at ASU (9/12/15)
Sacks: NA
QBH: 1 - twice, MR vs. UConn (9/19/15)
FF: NA


#56 WALTER BRADY // DE
SEASON

Tackles: 7 - at UGA (10/17)
TFL: 2.0 - twice
Sacks: 2.0 - twice
QBH: 1 - twice
FR: 1 - at VU (10/24)
INT: 1 - vs. SC (10/3)

CAREER

Tackles: 7 - at UGA (10/17/15)
TFL: 2.0 - twice, MR vs. S. Carolina (10/3/15)
Sacks: 2.0 - twice, MR vs. S. Carolina (10/3/15)
PBU: 1 - at Vandy (10/24/15)
INT: 1 - vs. SC (10/3)


#40 CLARENCE GREEN // LB
SEASON

Tackles: 8 - at UK (9/26)
TFL: 0.5 - at UK (9/26)
Sacks: NA
INT: NA
FF: NA
PBU: 1 - at VU (10/24)

CAREER

Tackles: 8 - at UK (9/26/15)
TFL: 0.5 - at UK (9/26/15)
Sacks: NA
INT: NA
FF: 1NA


#34 JOEY BURKETT // LB
SEASON

Tackles: 6 - vs. SEMO (9/5)
TFL: NA
Sacks: NA
INT: NA
FF: NA
PBU: NA

CAREER

Tackles: 6 - vs. SEMO (9/5/15)
TFL: NA
Sacks: NA
INT: NA
FF: NA


#8 THOMAS WILSON // S
SEASON

Tackles: 3 - twice, MR at VU (10/24)
TFL: NA
Sacks: NA
INT: NA
FF: NA
PBU: NA

CAREER

Tackles: 3 - four times, MR at Vandy (10/24/15)
TFL: 1.0 - at Tennessee (11/22/14)
Sacks: NA
INT: NA
PBU: 1 - vs. SDSU (8/30/14)


#88 NATE HOWARD // DE
SEASON

Tackles: 2 - twice
TFL: 1.5 - vs. SEMO (9/5)
Sacks: NA
INT: NA
FF: NA
QBH: NA

CAREER

Tackles: 2 - twice, MR at UGA (10/17/15)
TFL: 1.5 - vs. SEMO (9/5/15)
Sacks: NA
INT: NA
FF: NA


#79 TERRY BECKNER // DT
SEASON

Tackles: 7 - at VU (10/24)
TFL: 2.0 - at VU (10/24)
Sacks: 1.0 - three times
INT: NA
FF: NA

CAREER

Tackles: 7 - at Vandy (10/24/15)
TFL: 2.0 - at Vandy (10/24/15)
Sacks: 1.0 - three times, MR at Vandy (10/24/15)
INT: NA
FF: NA

FAUROT FIELD AT MEMORIAL STADIUM (71,168 CAPACITY)



Mizzou's gameday home is Memorial Stadium/Faurot Field. Here are some facts associated with the stadium.

- Opened in 1926
- Built for a cost of \$350,000
- Initial seating capacity was 25,000
- Named Memorial Stadium in honor of the 112 Mizzou graduates and students who died in World War I
- The Rock M overlooking the North endzone debuted in 1927, and was assembled by the freshman class
- Seating capacity is 71,168 in 2015
- MU all-time record at Memorial Stadium is 279-176-20 (60.8%) in 89 seasons.
- Field was named Faurot Field in 1972 in honor of Hall of

Fame Coach Don Faurot (fuh-ROE)

- Approximately \$50 million of construction investment provided new amenities prior to 2014, including:
 - East side addition which added a new upper deck (called the Tiger Deck), which added 4,500 seats
 - A new club/lounge level (called the Columns Club) complete with outdoor loge seating and two suites
 - New lighting towers
 - Ribbon/message boards on both the east and west sides
 - Newly-created tailgating area beyond the southwest corner of the stadium called Truman's Terrace



MIZZOU - THE LAST TIME IT HAPPENED...

RUSHING

30 attempts	45 - Zain Gilmore vs. Texas Tech, 10/30/99
200 yards	263 - Henry Josey vs. Western Illinois, 9/17/11
3 TDs	Russell Hansbrough at South Carolina, 9/27/14
4 TDs	Tony Temple vs. Arkansas (Cotton Bowl), 1/1/08
50+ yard rush	68 - Russell Hansbrough vs. Indiana, 9/20/14
75+ yard rush	86 - Henry Josey at Kentucky, 11/9/13
Two 100-yard performances (same game)	115 - Henry Josey vs. Murray State, 8/31/13
Four consecutive 100-yard games (same season)	104 - Russell Hansbrough vs. Murray State, 8/31/13
	Henry Josey
	129 vs. Iowa State, 10/15/11
	138 vs. Oklahoma State, 10/22/11
	162 at Texas A&M, 10/29/11
	132 at Baylor, 11/5/11

PASSING

30-39 attempts	39 - Drew Lock vs. Florida, 10/10/15
40-49 attempts	42 - Maty Mauk vs. Arkansas, 11/28/14
50 attempts	51 - James Franklin at Florida, 11/3/12
30-39 completions	32 - James Franklin at Indiana, 9/21/13
300 yards	331 - Maty Mauk vs. Indiana, 9/20/14
400 yards	434 - Blaine Gabbert vs. Iowa, 12/28/10
75+ yard completion	78 - Drew Lock vs. SEMO, 9/5/15
Two QBS over 100 yards	Maty Mauk, 181; Drew Lock 138 vs. SEMO, 9/5/15
3 TDs	Maty Mauk vs. South Dakota State, 8/30/14
4 TDs	Maty Mauk vs. UCF, 9/13/14
5 TDs	Maty Mauk at Toledo, 9/6/14
4 interceptions	Maty Mauk vs. Georgia, 10/11/14
5 interceptions	Terry McMillan vs. Penn State, 1/1/70
6 interceptions	Kent Kiefer vs. Miami (Fla), 9/23/89

RECEIVING

10+ receptions	12 - Bud Sasser vs. Indiana, 9/20/14
150 yards	153 - Bud Sasser vs. Indiana, 9/20/14
75+ yard reception	78 (TD) - Tyler Hunt vs. SEMO, 9/5/15
Two 100-yard performances (same game)	101 (10) - Marcus Lucas at Indiana, 9/21/13
Three 100-yard performances (same game)	105 (8) - Dorial Green-Beckham at Indiana, 9/21/13
	172 (6) - Jeremy Maclin vs. Nevada, 9/13/08
	127 (6) - Chase Coffman vs. Nevada, 9/13/08
	100 (6) - Tommy Saunders vs. Nevada, 9/13/08
3 TDs	Danario Alexander at Kansas State, 11/14/09
4 TDs	Dorial Green-Beckham at Kentucky, 11/9/13

DEFENSIVE

15+ tackles	15 - Kentrell Brothers vs. Florida, 10/10/15
3.0+ sacks	3.0 - Michael Sam vs. Florida, 10/19/13
3.0+ TFL	4.5 - Charles Harris at Arkansas State, 9/12/15
4.0+ TFL	4.5 - Charles Harris at Arkansas State, 9/12/15

TOTAL OFFENSE (RUSHING & PASSING)

400+ yards	404 - James Franklin at Indiana, 9/21/13
300-399 yards	363 - Maty Mauk vs. Indiana, 9/20/14

FIELD GOALS

50 yards	52, 50 - Andrew Baggett vs. Arkansas, 11/28/14
4 FG made	4 - Grant Ressel vs. Kansas, 11/28/09
5 FG made	5 - Andrew Baggett vs. Florida, 10/19/13
6 FG attempted	7 - Tom Whelihan vs. Oklahoma State, 11/16/85

TOUCHDOWN RETURNS (YARDAGE)

Kickoff	96 - Marcus Murphy at Florida, 10/18/14
Punt	82 - Marcus Murphy at Florida, 10/18/14
Interception	46 - Darvin Ruise at Florida, 10/18/14
Fumble	21 - Markus Golden at Florida, 10/18/14
Blocked Field Goal	70 - Carlos Posey vs. West Virginia, 12/26/98
Blocked Punt	41 - Aarion Penton vs. SEMO, 9/5/15

TEAM

Shut out opponent at Faurot Field	69-0 vs. Western Illinois, 9/17/11
Shut out opponent on the road	14-0 at Iowa State, 11/20/10
Shut out opponents, back-to-back	27-0 at Kansas State, 10/8/66
	7-0 vs. Oklahoma, 10/15/66
Won in overtime	51-48 (4 OT) at Tennessee, 11/10/12
Blocked a punt	vs. UConn - safety (Clarence Green, 9/19/15
Block a field goal	at Toledo (Harold Brantley), 9/6/14
Block a PAT	vs. UConn (Kentrell Brothers), 9/19/15
Scored a safety	vs. UConn (Clarence Green blocked punt), 9/19/15
Game-winning field goal	35 yards, Andrew Baggett at Tennessee, 11/10/12
Scored 50 points	51-28 win at Vanderbilt, 10/5/13
Scored 60 points	62-10 win vs. SE Louisiana, 9/1/12
600 yards of total offense	623 at Indiana, 9/21/13
700 yards of total offense	744 vs. Western Illinois, 9/17/11

OPPONENT - THE LAST TIME IT HAPPENED...

RUSHING

30+ attempts	38 - Nick Chubb, Georgia, 10/11/14
200 yards	304 - Tre Mason, Auburn, 12/7/13
300 yards	304 - Tre Mason, Auburn, 12/7/13
3 TDs	Kareem Hunt, Toledo, 9/6/14
4 TDs	Tre Mason, Auburn, 12/7/13
Two 100-yard performances (same game)	304 - Tre Mason, Auburn, 12/7/13
	101 - Nick Marshall, Auburn, 12/7/13

PASSING

40-49 attempts	42 - Bo Wallace, Ole Miss, 11/23/13
50+ attempts	57 - Clint Chelf, Oklahoma State, 1/3/14
30-39 completions	33 - Clint Chelf, Oklahoma State, 1/3/14
40+ completions	44 - Graham Harrell, Texas Tech, 10/20/07
400 yards	404 - Tyler Bray, Tennessee, 11/10/12
500 yards	510 - Kliff Kingsbury, Texas Tech, 10/19/02
4 TDs	Tyler Bray, Tennessee, 11/10/12
5 TDs	Juice Williams, Illinois, 8/30/08

RECEIVING

10+ receptions	11 - Pig Howard, Tennessee, 11/2/13
200+ yards	244 - Alec Lemon, Syracuse, 11/17/12
175-199 yards	180 - Aaron Pflugrad, Arizona State, 9/9/11
150-174 yards	163 - Tevin Reese, Baylor, 11/5/11
2 TDs	Josh Reynolds, Texas A&M, 11/15/14
3 TDs	Ryan Broyles, Oklahoma, 9/24/11
Two 100-yard performances (same game)	136 - Julian Jones, Arkansas State, 9/28/13
	117 - J.D. McKissic, Arkansas State, 9/28/13

TOTAL OFFENSE (RUSHING & PASSING)

500 yards	506 - Todd Reesing, Kansas, 11/28/09
400 yards	439 - Johnny Manziel, Texas A&M, 11/24/12

FIELD GOALS

50+ yards	52 - Cody Parkey, Auburn, 12/7/13
4 FG made	Brian Davis, Arkansas State, 9/28/13
3 FG made	Jeremiah Detmer, Toledo, 9/7/13

TOUCHDOWN RETURNS (YARDAGE)

Kickoff	100 - Solomon Patton, Florida, 10/19/13
Punt	0 (In Endzone) - Malcolm Williams, Texas, 10/24/09
Interception	40 - Jalen Tabor, Florida, 10/10/15
Fumble	12 - Curtis Lofton, Oklahoma, 10/13/07

TEAM

Shut out Mizzou at Faurot Field	34-0 vs. Georgia, 10/11/14
Shut out Mizzou on road	66-0 at Kansas State, 11/20/99
Scored 30-39 points	34 - Georgia, loss, 10/11/14
Scored 40-49 points	48, Tennessee, won, 11/10/12
Scored 50-59 points	59 - Auburn, loss, 12/7/13
Scored 60+ points	62 - Oklahoma, loss, 12/6/08
Scored safety	Vanderbilt, at Faurot, 10/6/12

2015 STARTING LINEUPS

OFFENSE	TE	LT	LG	C	RG	RT	QB	TB	X-WR	H-WR	Z-WR
vs. SEMO (9/5)	Culkin	McGovern	Abeln	Boehm	Hall	Crawford	Mauk	Hansbrough	Moore	Brown	Dilosa
at Ark. St. (9/12)	Culkin	McGovern	Abeln	Boehm	Hall	Crawford	Mauk	Hansbrough	Moore	Brown	Leftwich
vs. UConn (9/19)	Culkin	McGovern	Chappell	Boehm	Hall	Crawford	Mauk	Witter	Moore	Brown	Leftwich
at UK (9/26)	Culkin	McGovern	Chappell	Boehm	Hall	Crawford	Mauk	Hansbrough	Moore	Brown	Leftwich
vs. SC (10/3)	Echard	McGovern	McNulty	Boehm	Hall	Chappell	Lock	Hansbrough	Moore	Brown	Leftwich
vs. UF (10/10)	Hilton	McGovern	McNulty	Boehm	Hall	Chappell	Lock	Hansbrough	Moore	Brown	Leftwich
at UGA (10/17)	Culkin	McGovern	McNulty	Boehm	Hall	Chappell	Lock	Hansbrough	Moore	Brown	Leftwich
at VU (10/24)	Culkin	McGovern	Crawford	Boehm	Hall	Chappell	Lock	Hansbrough	Moore	Brown	Leftwich

vs. MSU (11/5)	vs. BYU (11/14)	vs. UT (11/21)	at Ark. (11/27)
----------------	-----------------	----------------	-----------------

DEFENSE	DE	NG	DT	DE	SLB	MLB	WLB	FS	SS	CB	CB
vs. SEMO (9/5)	Frazier	Hatley	Augusta	Harris	Newsom	Scherer	Brothers	Simon	Sherrills	Dennis	Penton
at Ark. St. (9/12)	Frazier	Hatley	Augusta	Harris	Newsom	Scherer	Brothers	Simon	Sherrills	Dennis	Penton
vs. UConn (9/19)	Frazier	Hatley	Augusta	Harris	Newsom	Scherer	Brothers	Simon	Sherrills	Dennis	Penton
at UK (9/26)	Brady	Beckner	Augusta	Harris	Newsom	Scherer	Brothers	Simon	Sherrills	Dennis	Penton
vs. SC (10/3)	Brady	Beckner	Augusta	Harris	Newsom	Scherer	Brothers	Simon	Sherrills	Dennis	Penton
vs. UF (10/10)	Brady	Beckner	Augusta	Harris	Newsom	Scherer	Brothers	Simon	Sherrills	Dennis	Penton
at UGA (10/17)	Brady	Hatley	Augusta	Harris	Newsom	Scherer	Brothers	Simon	Sherrills	Dennis	Penton
at VU (10/24)	Brady	Hatley	Augusta	Harris	Newsom	Scherer	Brothers	Simon	Sherrills	Dennis	Penton
vs. MSU (11/5)	Brady	Hatley	Augusta	Harris	Newsom	Scherer	Brothers	Simon	Sherrills	Dennis	Penton
vs. BYU (11/14)	Brady	Hatley	Augusta	Harris	Newsom	Scherer	Brothers	Simon	Sherrills	Dennis	Penton
vs. UT (11/21)	Brady	Hatley	Augusta	Harris	Newsom	Scherer	Brothers	Simon	Sherrills	Dennis	Penton
at Ark. (11/27)	Brady	Hatley	Augusta	Harris	Newsom	Scherer	Brothers	Simon	Sherrills	Dennis	Penton

2015 MIZZOU SCORING DRIVES

QUARTER	TIME	SCORING PLAY (POINT[S] AFTER)	PLAYS	YARDS	TIME POSS.	SCORE MU-OPP
SEMO						
1st	11:28	MOORE, J'Mon 27 yd pass from MAUK, Maty (BAGGETT, Andrew kick)	5	64	1:15	7 - 0
	04:49	BROWN, Nate 23 yd pass from MAUK, Maty (BAGGETT, Andrew kick)	5	54	1:59	14 - 0
2nd	09:54	BAGGETT, Andrew 39 yd field goal	8	48	3:15	17 - 0
3rd	10:55	BAGGETT, Andrew 23 yd field goal	10	76	3:58	20 - 3
	00:22	PENTON, Aarion 41 yd blocked punt return (BAGGETT, Andrew kick)	3	27	NA	27 - 3
4th	05:13	HUNT, Tyler 78 yd pass from LOCK, Drew (BAGGETT, Andrew kick)	5	92	1:51	34 - 3
at Arkansas State						
1st	08:00	Baggett, Andrew 30 yd field goal	12	60	4:14	3 - 0
	04:08	Brown, Nate 11 yd pass from Mauk, Maty (Baggett, Andrew kick)	1	11	0:07	10 - 10
3rd	05:25	Leftwich, Wesley 32 yd pass from Mauk, Maty (Baggett, Andrew kick)	6	62	2:20	17 - 17
	00:44	Culkin, Sean 21 yd pass from Mauk, Maty (Baggett, Andrew kick)	6	65	2:28	24 - 17
4th	07:10	Baggett, Andrew 41 yd field goal	8	16	2:14	27 - 20
UConn						
1st	07:44	Green, Clarence safety	NA	NA	NA	0 - 2
3rd	05:03	Mauk, Maty 2 yd run (Baggett, Andrew kick)	15	68	6:34	6 - 9
at Kentucky						
1st	03:49	Moore, J'Mon 17 yd pass from Mauk, Maty (Baggett, Andrew kick)	13	80	6:06	7 - 0
3rd	06:04	Baggett, Andrew 39 yd field goal	7	36	2:37	10 - 7
4th	03:00	Baggett, Andrew 24 yd field goal	12	68	3:15	13 - 21
vs. South Carolina						
1st	07:19	Brown, Nate 8 yd pass from Lock, Drew (Baggett, Andrew kick)	11	51	4:09	0 - 7
2nd	13:42	Baggett, Andrew 21 yd field goal	11	72	3:29	3 - 10
	04:48	Brown, Nate 9 yd pass from Lock, Drew (Baggett, Andrew kick)	1	65	4:32	10 - 17
3rd	03:36	Witter, Ish 1 yd run (Baggett, Andrew kick)	7	31	2:41	10 - 24
vs. Florida						
1st	07:33	Baggett, Andrew 21 yd field goal	7	62	1:58	7 - 3
at Georgia						
1st	12:40	Baggett, Andrew 20 yd field goal	4	1	1:57	3-0
	00:07	Baggett, Andrew 24 yd field goal	12	84	5:11	6-3
at Vanderbilt						
2nd	00:49	Baggett, Andrew 35 yd field goal	4	3	1:17	7-3
vs. Mississippi State						
vs. BYU						
vs. Tennessee						
at Arkansas						

2015 SEASON HONORS

EVAN BOEHM // C // SR

Preseason

All-SEC Third Team (AP)

All-SEC Third Team (Coaches)

Rimington Watch List

Outland Watch List

KENTRELL BROTHERS // LB // SR

Preseason

All-SEC Second Team (Coaches)

All-SEC Third Team (AP)

Bednarik Award Watch List

Nagurski Award Watch List

Butkus Award Watch List

SEC Defensive Player of the Week (9/14)

COREY FATONY // P // FR

Ray Guy Player of the Week (10/13)

Ray Guy Award Watch List (Oct. 30)

RUSSELL HANSBROUGH // RB // SR

Preseason

All-SEC Third Team (Coaches)

Maxwell Award Watch List

Doak Walker Award Watch List

Earl Campbell Tyler Rose Award Watch List

CHARLES HARRIS // DE // RS SO

Bednarik Award Watch List

MATY MAUK // QB // RS-JR

Preseason

All-SEC Second Team (Coaches)

Maxwell Award Watch List

Manning Award Watch List

GARY PINKEL // HEAD COACH

Preseason

Dodd Trophy Watch List

MIZZOU'S 2015 OPPONENTS

SEMO (3-5)

Date	Opponent	Score/Time
Sept. 5	@ Mizzou	L, 34-3
Sept. 12	Southern Illinois	W, 27-24
Sept. 19	@ Indiana State	L, 29-28
Sept. 26	Shorter	L, 26-21
Oct. 3	Murray State	W, 27-10
Oct. 10	@ E. Illinois	L, 33-28
Oct. 17	E. Kentucky	L, 27-10
Oct. 24	OPEN	
Oct. 31	Tennessee Tech	W, 38-17
Nov. 7	@ Austin Peay	4 p.m.
Nov. 14	@ Jacksonville St.	1 p.m.
Nov. 21	UT Martin	1 p.m.

ARKANSAS STATE (5-3)

Date	Opponent	Score/Time
Sept. 5	@ USC	L, 55-6
Sept. 12	Mizzou	L, 27-20
Sept. 19	vs. Missouri State	W, 70-7
Sept. 26	@ Toledo	L, 37-7
Oct. 3	vs. Idaho	W, 49-35
Oct. 13	@ South Alabama	W, 49-31
Oct. 20	vs. Louisiana-Lafayette	W, 37-27
Oct. 31	vs. Georgia State	W, 48-34
Nov. 5	@ Appalachian State	6:30 p.m.
Nov. 14	at UL-Monroe	2 p.m.
Nov. 21	OPEN	
Nov. 28	at New Mexico State	TBD
Dec. 5	vs. Texas State	TBD

UCONN (4-5)

Date	Opponent	Score/Time
Sept. 3	Villanova	W, 20-15
Sept. 12	Army	W, 22-17
Sept. 19	@ Mizzou	L, 9-6
Sept. 26	vs. Navy	L, 28-18
Oct. 2	@ BYU	L, 30-13
Oct. 10	@ UCF	W, 40-13
Oct. 17	vs. USF	L, 28-20
Oct. 24	@ Cincinnati	L, 37-13
Oct. 30	vs. ECU	W, 31-13
Nov. 7	@ Tulane	TBD
Nov. 14	OPEN	
Nov. 21	vs. Houston	TBD
Nov. 28	@ Temple	TBD

KENTUCKY (4-4)

Date	Opponent	Score/Time
Sept. 5	Louisiana-Lafayette	W, 40-33
Sept. 12	@ South Carolina	W, 26-22
Sept. 19	Florida	L, 14-9
Sept. 26	Mizzou	W, 21-13
Oct. 3	E. Kentucky	L, 30-27
Oct. 15	Auburn	L, 30-27
Oct. 24	@ Mississippi State	L, 42-16
Oct. 31	Tennessee	L, 52-21
Nov. 7	at Georgia	TBD
Nov. 14	@ Vanderbilt	TBD
Nov. 21	Charlotte	TBD
Nov. 28	Louisville	TBD

SOUTH CAROLINA (3-5)

Date	Opponent	Score/Time
Sept. 3	North Carolina	W, 17-13
Sept. 12	Kentucky	L, 26-22
Sept. 19	@ Georgia	L, 52-20
Sept. 26	vs. UCF	W, 31-14
Oct. 3	@ Mizzou	L, 24-10
Oct. 10	VS. LSU	L, 45-24
Oct. 17	vs. Vanderbilt	W, 19-10
Oct. 24	OPEN	
Oct. 31	@ Texas A&M	L, 35-28
Nov. 7	@ Tennessee	TBD
Nov. 14	vs. Florida	TBD
Nov. 21	The Citadel	TBD
Nov. 28	vs. Clemson	TBD

FLORIDA (7-1)

Date	Opponent	Score/Time
Sept. 5	New Mexico State	W, 61-13
Sept. 12	ECU	W, 31-24
Sept. 19	@ Kentucky	W, 14-9
Sept. 26	Tennessee	W, 28-27
Oct. 3	Ole Miss	W, 38-10
Oct. 10	@ Mizzou	W, 21-3
Oct. 17	@ LSU	L, 35-28
Oct. 24	OPEN	
Oct. 31	Georgia	W, 27-3
Nov. 7	Vanderbilt	TBD
Nov. 14	@ South Carolina	TBD
Nov. 21	FAU	TBD
Nov. 28	Florida State	TBD

GEORGIA (5-3)

Date	Opponent	Score/Time
Sept. 5	UL-Monroe	W, 51-14
Sept. 12	@ Vanderbilt	W, 31-14
Sept. 19	vs. South Carolina	W, 52-20
Sept. 26	Southern	W, 48-6
Oct. 3	Alabama	L, 38-10
Oct. 10	@ Tennessee	L, 38-31
Oct. 17	Mizzou	W, 9-6
Oct. 24	OPEN	
Oct. 31	Florida	L, 27-3
Nov. 7	Kentucky	TBD
Nov. 14	@ Auburn	TBD
Nov. 21	Georgia Southern	TBD
Nov. 28	@ Georgia Tech	TBD

VANDERBILT (3-5)

Date	Opponent	Score/Time
Sept. 3	Western Kentucky	L, 14-12
Sept. 12	Georgia	L, 31-14
Sept. 19	vs. Austin Peay	W, 47-7
Sept. 26	@ Ole Miss	L, 27-16
Oct. 3	@ Middle Tennessee	W, 17-13
Oct. 10	OPEN	
Oct. 17	@ South Carolina	L, 19-10
Oct. 24	vs. Mizzou	W, 10-3
Oct. 31	@ Houston	L, 34-0
Nov. 7	@ Florida	TBD
Nov. 14	Kentucky	TBD
Nov. 21	Texas A&M	TBD
Nov. 28	@ Tennessee	TBD

MISSISSIPPI STATE (6-2)

Date	Opponent	Score/Time
Sept. 5	@ Southern Miss	W, 34-16
Sept. 12	LSU	L, 21-19
Sept. 19	Northwestern State	W, 62-13
Sept. 26	@ Auburn	W, 17-9
Oct. 3	@ Texas A&M	L, 30-17
Oct. 10	Troy	W, 45-17
Oct. 17	LA Tech	W, 45-20
Oct. 24	Kentucky	W, 42-16
Oct. 31	OPEN	
Nov. 5	@ Mizzou	8 p.m.
Nov. 14	Alabama	TBD
Nov. 21	@ Arkansas	TBD
Nov. 28	Ole Miss	TBD

BYU (6-2)

Date	Opponent	Score/Time
Sept. 5	@ Nebraska	W, 33-28
Sept. 12	Boise State	W, 35-24
Sept. 19	@ UCLA	L, 24-23
Sept. 26	@ Michigan	L, 31-0
Oct. 2	UConn	W, 30-13
Oct. 10	ECU	W, 45-38
Oct. 16	Cincinnati	W, 38-24
Oct. 24	Wagner	W, 70-6
Oct. 31	OPEN	
Nov. 6	@ San Jose State	10:30 p.m.
Nov. 14	Mizzou (Kansas City)	TBD
Nov. 21	Fresno State	TBD
Nov. 28	at Utah State	2:30 p.m.

TENNESSEE (4-4)

Date	Opponent	Score/Time
Sept. 5	Bowling Green	W, 59-20
Sept. 12	Oklahoma	L, 31-24 (2 OT)
Sept. 19	W. Carolina	W, 55-10
Sept. 26	@ Florida	L, 28-27
Oct. 3	Arkansas	L, 24-20
Oct. 10	Georgia	W, 38-31
Oct. 17	OPEN	
Oct. 24	@ Alabama	L, 19-14
Oct. 31	@ Kentucky	W, 52-21
Nov. 7	South Carolina	TBD
Nov. 14	North Texas	TBD
Nov. 21	@ Mizzou	TBD
Nov. 28	vs. Vanderbilt	TBD

ARKANSAS (4-4)

Date	Opponent	Score/Time
Sept. 5	UTEP	W, 48-13
Sept. 12	Toledo	L, 16-12
Sept. 19	Texas Tech	L, 35-24
Sept. 26	Texas A&M	L, 28-21 (OT)
Oct. 3	@ Tennessee	W, 24-20
Oct. 10	@ Alabama	L, 27-14
Oct. 17	OPEN	
Oct. 24	Auburn	W, 54-46 (40T)
Oct. 31	UT Martin	W, 63-28
Nov. 7	@ Ole Miss	TBD
Nov. 14	@ LSU	TBD
Nov. 21	Mississippi State	TBD
Nov. 28	Mizzou	1:30 p.m.



EASTERN DIVISION

Team	SEC	Pct.	Overall	Pct.
Florida	5-1	.833	7-1	.875
Georgia	3-3	.500	5-3	.625
Tennessee	2-3	.400	4-4	.500
Kentucky	2-4	.333	4-4	.500
Vanderbilt	1-3	.250	3-5	.375
Missouri	1-4	.200	4-4	.500
South Carolina	1-5	.167	3-5	.375

WESTERN DIVISION

Team	SEC	Pct.	Overall	Pct.
LSU	4-0	1.000	7-0	1.000
Alabama	4-1	.800	7-1	.875
Ole Miss	4-1	.800	7-2	.778
Texas A&M	3-2	.600	6-2	.750
Arkansas	2-2	.500	4-4	.500
Mississippi St.	2-2	.500	6-2	.750
Auburn	1-4	.200	4-4	.500

MIZZOU ALL-TIME VS. 2015 OPP.

Team	W	L	T	Pct.
SEMO	3	0	0	1.000
Arkansas St.	4	0	0	1.000
UConn	1	0	0	1.000
Kentucky	3	3	0	.500
South Carolina	4	2	0	.667
Florida	3	2	0	.600
Georgia	1	4	0	.200
Vanderbilt	4	3	1	.643
Mississippi St.	2	0	0	1.000
BYU	0	1	0	.000
Tennessee	3	0	0	1.000
Arkansas	4	2	0	.667
Total:	32	17	1	.650
vs. SEC:	24	16	1	.598

ROSTER/PRONUNCIATION GUIDE

#	Name	Pos.	Ht.	Wt.	Yr.	Hometown	High School (Previous)
1	Anthony Hines	DB	6-1	190	So.	South San Francisco, Calif.	El Camino/Coll. of San Mateo
1	Marvin Zanders	QB	6-1	185	RSFr.	Jacksonville, Fla.	Raines
2	Nate Brown	WR	6-3	205	So.	Suwanee, Ga.	North Gwinnett
3	Cortland Browning	S	6-1	205	Sr.	Tyler, Texas	Lee
3	Luke Jackson	PK	6-1	185	So.	Pensacola, Fla.	West
3	Drew Lock	QB	6-4	205	Fr.	Lee's Summit, Mo.	Lee's Summit
4	Brandon Lee	LB	6-2	220	RSFr.	Indianapolis, Ind.	Lawrence Central
4	Ryan Williams	TB	6-0	180	Fr.	Lee's Summit, Mo.	West
5	Marquise Doherty	TB	6-1	205	Fr.	Kansas City, Mo.	Winnertonka
5	John Gibson	DB	6-0	190	Jr.	Missouri City, Texas	Marshall
6	J'Mon Moore	WR	6-3	190	So.	Missouri City, Texas	Elkins
6	Tavon Ross	S	6-0	200	RSFr.	Cochran, Ga.	Bleckley County
7	Kenya Dennis	DB	5-11	200	Sr.	Leland, Miss.	Hind CC
8	Justin Smith	WR	6-7	200	Fr.	Dublin, Ga.	West Laurens
8	Thomas Wilson	S	5-10	190	So.	Suwanee, Ga.	Buford
9	Eddie Printz	QB	6-3	205	So.	Marietta, Ga.	Lassiter
9	T.J. Warren	DB	5-11	190	Fr.	Conyers, Ga.	Rockdale County
10	Kentrell Brothers	LB	6-1	235	Sr.	Guthrie, Okla.	Guthrie
10	Jason Reese	TE	6-5	250	So.	Euless, Texas	Trinity
11	Kendall Blanton	TE	6-6	250	RSFr.	Blue Springs, Mo.	South
11	Aarion Penton	DB	5-10	190	Jr.	St. Louis, Mo.	Christian Brothers
12	Tanner Hull	WR	6-0	220	So.	Kansas City, Mo.	O'Hara
12	Johnathon Johnson	WR	5-10	175	Fr.	Memphis, Tenn.	Melrose
12	Dominic Nelson	S	6-0	185	Jr.	Florissant, Mo.	Florissant
13	Corbin Berkstresser	QB	6-3	210	Sr.	Lee's Summit, Mo.	Lee's Summit
13	Spencer Williams	DL	6-3	245	RSFr.	Jacksonville, Fla.	First Coast
14	Ray Wingo	WR	5-11	180	RSFr.	St. Louis, Mo.	St. Louis University High
15	Keyon Dilosa	WR	6-3	200	RSFr.	Round Rock, Texas	Round Rock
15	Grant Jones	LB	6-3	225	RSFr.	Columbia, Mo.	Hickman
16	Brock Bondurant	S	6-2	215	Jr.	Memphis, Mo.	Scotland Co. R-1
16	Marcell Frazier	DL	6-5	265	Jr.	Portland, Ore.	Douglas/College of Siskiyou
16	Thomas Richard	WR	6-1	190	RSFr.	Nashville, Tenn.	Christ Presbyterian
17	DeSean Blair	WR	6-3	190	RSFr.	Jacksonville, Fla.	Sandalwood
18	Wesley Leftwich	WR	6-1	205	Sr.	Columbia, Mo.	Hickman
18	Josh Moore	DL	6-5	260	Fr.	Olathe, Kan.	North
19	Oke Akushe	WR	5-10	185	So.	St. Louis, Mo.	McCluer North
19	Ronnell Perkins	S	6-0	185	Fr.	St. Louis, Mo.	University City
20	Trevon Walters	TB	5-10	200	RSFr.	Bradenton, Fla.	Manatee
21	Ian Simon	S	6-0	195	Sr.	Mansfield, Texas	Legacy
21	Ish Witter	TB	5-10	190	So.	Tampa, Fla.	Alonso
22	Anthony Sherrills	DB	6-0	190	So.	Kansas City, Mo.	Hogan Prep
24	Terez Hall	LB	6-2	215	Fr.	Lithonia, Ga.	King
25	Donavin Newsom	LB	6-2	230	Jr.	St. Louis, Mo.	Parkway North
26	Jake Brents	WR	6-3	205	Jr.	Springfield, Mo.	Kickapoo
26	Corey Fatony	P	5-11	185	Fr.	Franklin, Tenn.	Franklin
28	Logan Cheadle	DB	5-10	180	So.	Lee's Summit, Mo.	West
28	Steven Spadarotto	WR	6-2	185	Fr.	Santa Maria, Calif.	Righetti
29	DeAndre McKenzie	DB	6-1	195	Sr.	Lee's Summit, Mo.	(Lee's Summit/Mo. Southern
30	Michael Scherer	LB	6-3	230	Jr.	St. Louis, Mo.	Country Day
31	Finis Stribling IV	DB	5-11	175	RSFr.	Thompson's Station, Tenn.	Independence
32	Russell Hansbrough	TB	5-9	195	Sr.	Arlington, Texas	Bowie
33	Cam Hilton	S	6-0	180	Fr.	St. Louis, Mo.	Webster Groves
34	Joey Burkett	LB	6-2	210	So.	Jefferson City, Mo.	Jefferson City
35	Tyler Hunt	TB	5-11	210	Sr.	Huntsville, Mo.	Westran
35	Zane Jacoby	S	6-4	205	Fr.	Huntsville, Mo.	Westran
36	Isaiah Pierre	S	5-9	165	RSFr.	Hollywood, Fla.	Hollywood Hills
36	Morgan Steward	TB	6-0	210	Jr.	Kansas City, Mo.	Staley
38	Eric Beisel	LB	6-3	225	So.	Fenton, Mo.	Rockwood Summit
39	Chase Abbington	TB	6-2	215	Jr.	St. Louis, Mo.	Ft. Zumwalt South/Hutchinson CC
39	Justin Piazza	LB	6-0	205	Jr.	St. Petersburg, Fla.	Catholic
40	Clarence Green	LB	6-0	220	Sr.	Clute, Texas	Brazoswood
40	Andrew Stevens	TB	5-9	195	Jr.	St. Louis, Mo.	Eureka
41	Eric Laurent	WR	6-2	215	Jr.	Ballwin, Mo.	Parkway South
41	Faheem Williams	S	5-11	190	RSFr.	Overbrook, Pa.	Prep Charter
43	Christian Geen	TE	6-1	220	So.	Columbia, Mo.	Hickman
45	Franklin Agbasimere	LB	6-2	220	Fr.	Lagos, Nigeria	Montverde [Fla.] Academy
45	Nick Rhone	WR	5-10	200	So.	Beaumont, Texas	Central
46	Trei Walton	DB	5-10	190	Sr.	Northville, Mich.	Northville/Northwood Univ.
48	Roderick Winters	LB	5-11	225	RSFr.	Arlington, Texas	Bowie
49	Ferrod Gardner	LB	6-2	200	Fr.	Dayton, Ohio	Trotwood-Madison
50	Jacob Trump	LB	6-3	225	Fr.	Kahoka, Mo.	Clark County
51	Ed Cruz	DL	6-2	230	So.	Park Hill, Mo.	Central
52	Jordan Hill	OL	6-2	270	Sr.	Lee's Summit, Mo.	North

ALPHABETICAL

No.	Name	Pos.
39	Chase Abbington	TB
57	Alec Abeln	OL
64	Paul Adams	OL
91	Turner Adams	PK
45	Franklin Agbasimere	LB
19	Oke Akushe	WR
97	Josh Augusta	DL
99	Andrew Baggett	PK
56	Sam Bailey	OL
98	Dayton Balvanz	P
78	Andy Bauer	OL
79	Terry Beckner, Jr.	DL
38	Eric Beisel	LB
13	Corbin Berkstresser	QB
17	DeSean Blair	WR
11	Kendall Blanton	TE
77	Evan Boehm	OL
16	Brock Bondurant	S
56	Walter Brady	DL
90	Harold Brantley	DL
26	Jake Brents	WR
10	Kentrell Brothers	LB
2	Nate Brown	WR
3	Cortland Browning	S
34	Joey Burkett	LB
93	Andrew Carr	PK
59	Jeffrey Cathey	WR
62	Taylor Chappell	OL
28	Logan Cheadle	DB
90	Nick Coffman	PK
46	Shaun Conway	TB
55	Nate Crawford	OL
51	Ed Cruz	DL
70	Malik Cuellar	OL
80	Sean Culkin	TE
7	Kenya Dennis	DB
15	Keyon Dilosa	WR
5	Marquise Doherty	TB
67	Jonah Dubinski	OL
82	Clayton Echard	TE
24	John Eierman	WR
68	Mike Fairchild	OL
26	Corey Fatony	P
85	Richaud Floyd	WR
16	Marcell Frazier	DL
49	Ferrod Gardner	LB
43	Christian Geen	TE
5	John Gibson	DB
40	Clarence Green	LB
76	Thomas Grossman	OL
84	Emanuel Hall	WR
73	Mitch Hall	OL
24	Terez Hall	LB
89	Tyler Hanneke	DL
32	Russell Hansbrough	TB
87	Jordan Harold	DL
69	A.J. Harris	OL
91	Charles Harris	DL
95	Rickey Hatley	DL
52	Jordan Hill	OL
33	Cam Hilton	S
1	Anthony Hines	DB
88	Nate Howard	DL
12	Tanner Hull	WR
35	Tyler Hunt	TB
86	Jake Hurrell	OL
3	Luke Jackson	PK
94	Tyrell Jacobs	DL
35	Zane Jacoby	S
12	Johnathon Johnson	WR
15	Grant Jones	LB
75	Max Kavy	OL
89	Brian Kurz	TE
41	Eric Laurent	WR
4	Brandon Lee	LB
18	Wesley Leftwich	WR
3	Drew Lock	QB
96	A.J. Logan	DL

#	Name	Pos.	Ht.	Wt.	Yr.	Hometown	High School (Previous)
52	Eddie Serrano	DE	6-3	235	So.	Niles, Ill.	Notre Dame Prep
53	Christian Williams	LB	6-0	235	Jr.	Lake Ozark, Mo.	School of the Osage
54	Nick Monaghan	OL	6-2	245	Sr.	Darien, Ill.	Downer's Grove South
55	Nate Crawford	OL	6-5	300	So.	Pensacola, Fla.	West
56	Sam Bailey	OL	6-5	280	RSFr.	Lamar, Mo.	Lamar
56	Walter Brady	DL	6-3	255	RSFr.	Florence, Ala.	Florence
57	Alec Abeln	OL	6-3	290	So.	St. Louis, Mo.	University HS
58	Nick Skalak	OL	6-5	290	Fr.	Irving, Texas	Cistercian
59	Jeffrey Cathey	WR	6-2	185	So.	Little Rock, Ark.	Catholic
60	Connor McGovern	OL	6-4	305	Sr.	Fargo, N.D.	Shanley
61	Adam Roland	OL	6-3	315	RSFr.	St. Louis, Mo.	Oakville
62	Taylor Chappell	OL	6-5	305	Sr.	Canadian, Texas	Canadian
63	Brad McNulty	OL	6-4	305	Sr.	Allen, Texas	Allen
64	Paul Adams	OL	6-6	290	RSFr.	Nashville, Tenn.	Christ Presbyterian
65	Tanner Owen	OL	6-5	280	Fr.	Kearney, Mo.	Kearney
66	Adam Ploudre	OL	6-4	295	So.	Ballwin, Mo.	Marquette HS
67	Jonah Dubinski	OL	6-2	275	Fr.	Columbia, Mo.	Rock Bridge
68	Mike Fairchild	OL	6-5	295	RSFr.	Overland Park, Kan.	Blue Valley West
69	A.J. Harris	OL	6-4	285	Fr.	Stillwell, Kan.	Blue Valley
70	Malik Cuellar	OL	6-5	300	Jr.	Fortuna, Calif.	CC of San Francisco
71	Kevin Pendleton	OL	6-4	315	RSFr.	Lee's Summit, Mo.	West
72	Clay Rhodes	OL	6-5	290	So.	Stillwell, Kan.	Blue Valley
73	Mitch Hall	OL	6-5	310	Sr.	Russellville, Ark.	Ole Miss
74	Blake Wilbers	OL	6-2	270	Fr.	Wardsville, Mo.	Helias
75	Max Kavy	OL	6-3	285	Fr.	St. Louis, Mo.	St. Louis University High
76	Thomas Grossman	OL	6-3	260	Fr.	St. Louis, Mo.	Chaminade
77	Evan Boehm	OL	6-3	310	Sr.	Lee's Summit, Mo.	(West)
78	Andy Bauer	OL	6-3	310	RSFr.	St. Louis, Mo.	DeSmet
79	Terry Beckner, Jr.	DL	6-4	300	Fr.	East St. Louis, Ill.	East St. Louis
80	Sean Culkin	TE	6-6	245	Jr.	Indian Rocks Beach, Fla.	Christian
81	Harley Whitehouse	OL	6-0	210	Fr.	St. Louis, Mo.	Parkway Central
82	Clayton Echard	TE	6-5	260	Sr.	Eureka, Mo.	Eureka
84	Emanuel Hall	WR	6-3	200	Fr.	Franklin, Tenn.	Centennial
85	Richaud Floyd	WR	5-11	165	Fr.	Gulfport, Miss.	Gulfport
86	Jake Hurrell	OL	6-3	235	Jr.	Saint Peters, Mo.	Francis Howell North
87	Jordan Harold	DL	6-2	245	So.	St. Louis, Mo.	McCluer North
88	Nate Howard	DL	6-4	235	Fr.	St. Louis, Mo.	Watkins
89	Tyler Hanneke	DL	6-4	250	Jr.	St. Charles, Mo.	West
89	Brian Kurz	TE	6-4	230	So.	Vandalia, Mo.	Van-Far
90	Harold Brantley	DL	6-3	280	Jr.	Hershey, Pa.	Hershey
90	Nick Coffman	PK	5-11	175	Jr.	Missouri City, Texas	Elkins
91	Turner Adams	PK	6-0	195	So.	Springfield, Mo.	Kickapoo
91	Charles Harris	DL	6-3	255	So.	Kansas City, Mo.	Lincoln Prep
93	Andrew Carr	PK	6-1	175	Fr.	Cameron, Mo.	Cameron
94	Tyrell Jacobs	DL	6-4	265	Fr.	Kenner, La.	Rummel
95	Rickey Hatley	DL	6-4	300	Jr.	Atlanta, Texas	Atlanta
96	A.J. Logan	DL	6-2	300	So.	Columbia, Mo.	Rock Bridge
97	Josh Augusta	DL	6-4	345	Jr.	Peoria, Ill.	Peroia
98	Dayton Balvanz	P	6-5	200	Jr.	Eldora, Iowa	South Hardin HS/Ellsworth CC
98	Rocel McWilliams	DL	6-2	240	RSFr.	Pensacola, Fla.	West
99	Andrew Baggett	K	6-1	215	Sr.	Lee's Summit, Mo.	North

ALPHABETICAL		
No.	Name	Pos.
60	Connor McGovern	OL
29	DeAndre McKenzie	DB
63	Brad McNulty	OL
98	Rocel McWilliams	DL
54	Nick Monaghan	OL
6	J'Mon Moore	WR
18	Josh Moore	DL
12	Dominic Nelson	S
25	Donavin Newsom	LB
65	Tanner Owen	OL
71	Kevin Pendleton	OL
11	Aarion Penton	DB
19	Ronnell Perkins	S
39	Justin Piazza	LB
36	Isaiah Pierre	S
66	Adam Ploudre	OL
9	Eddie Printz	QB
10	Jason Reese	TE
72	Clay Rhodes	OL
45	Nick Rhone	WR
16	Thomas Richard	WR
61	Adam Roland	OL
6	Tavon Ross	S
30	Michael Scherer	LB
52	Eddie Serrano	DE
22	Anthony Sherrils	DB
21	Ian Simon	S
58	Nick Skalak	OL
8	Justin Smith	WR
28	Steven Spadarotto	WR
40	Andrew Stevens	TB
36	Morgan Steward	TB
31	Finis Stribling IV	DB
50	Jacob Trump	LB
20	Trevon Walters	TB
46	Trei Walton	DB
9	T.J. Warren	DB
81	Harley Whitehouse	OL
74	Blake Wilbers	OL
53	Christian Williams	LB
41	Faheem Williams	S
4	Ryan Williams	TB
13	Spencer Williams	DL
8	Thomas Wilson	S
14	Ray Wingo	WR
48	Roderick Winters	LB
21	Ish Witter	TB
1	Marvin Zanders	QB

PRO-NUN-SEE-AY-SHUN GUIDE

PLAYERS	PLAY - urz	Zane JACOBYjuh - COE - bee	COACHES	KOE - chuz
Alec ABELN.....	ABE - linn	Eric LAURENT.....lore - RENT	Gary PINKEL.....	PINK - ul
Franklin AGBASIMERE.....	ag - BAZZ - uh - meer	ROCEL McWilliams.....	Barry ODOM.....	OWE - dum
Dayton BALVANZ.....	BAL - vanz	J'MON Moore.....	Craig KULIGOWSKI.....	kool - ih - GOW - skée
Eric BEISEL.....	BUY - zul	AARION Penton.....		
DeSEAN Blair.....	duh - SHAWN	RONNELL Perkins.....		
Evan BOEHM.....	BAY - m	Adam PLOUDRE.....		
Joey BURKETT.....	BURK - it	Thomas RICHARD.....		
Taylor CHAPPELL.....	CHAP - ul	TAVON Ross.....		
Logan CHEADLE.....	CHEE - dull	Michael SCHERER.....		
MALIK CUELLAR.....	muh - LEEK / KWAY - lar	Eddie SERRANO.....		
Keyon DILOSA.....	dih - LOW - suh	IAN Simon.....		
MARQUISE DOHERTY.....	mar - KEECE / DOE - ur - tee	Nick SKALAK.....		
Clayton ECHARD.....	ECK - urd	FINIS STRIBLING.....		
Cory FATONY.....	fuh - TOE - nee	TREVON Walters.....		
RICHAUD Floyd.....	rish - ODD			
FERROD Gardner.....	fuh - ROD			
Tyler HANNEKE.....	HAN - uh - kee			
Jake HURRELL.....	HURL			



MIZZOU

DEPTH CHART

As of
Nov. 1,
2015



OFFENSE

LT	60	Connor McGovern	6-4	305	Sr.	3L
	70	Malik Cuellar	6-5	300	Jr.	
LG	55	Nate Crawford	6-5	310	So.	
	63	Brad McNulty	6-4	305	Sr.	3L
C	57	Alec Abeln	6-3	290	So.	
	77	Evan Boehm	6-3	310	Sr.	3L
RG	56	Sam Bailey	6-5	280	RSFr.	
	73	Mitch Hall	6-5	310	Sr.	2L
RT	71	Kevin Pendleton	6-4	315	RSFr.	
	62	Taylor Chappell	6-5	305	RSSr.	1L
TE	64	Paul Adams	6-6	290	RSFr.	
	80	Sean Culkin	6-6	245	Jr.	1L -OR-
QB	10	Jason Reese	6-5	250	So.	1L
	82	Clayton Echard	6-5	260	Sr.	2L
TB	11	Kendall Blanton	6-6	250	RSFr.	
	3	Drew Lock	6-4	205	Fr.	
X	9	Eddie Printz	6-3	205	So.	-OR-
	1	Marvin Zanders	6-1	185	RSFr.	
H	32	Russell Hansbrough	5-9	195	Sr.	3L
	21	Ish Witter	5-10	190	So.	1L
Z	35	Tyler Hunt	5-11	210	Sr.	2L
	39	Chase Abbingtion	6-2	215	RSSo.	
PK	6	J'Mon Moore	6-3	190	So.	1L -OR-
	84	Emanuel Hall	6-3	200	Fr.	
LS	41	Eric Laurent	6-2	215	Jr.	
	2	Nate Brown	6-3	205	So.	1L
KO	33	Cam Hilton	6-0	180	Fr.	
	14	Ray Wingo	5-11	180	RSFr.	
KR	18	Wesley Leftwich	6-1	205	Sr.	1L
	15	Keyon Dilosa	6-3	200	RSFr.	
	17	DeSean Blair	6-3	190	RSFr.	

DEFENSE

DE	56	Walter Brady	6-3	255	RSFr.	
	16	Marcell Frazier	6-5	265	RSSo.	
DT	97	Josh Augusta	6-4	345	Jr.	2L
	79	Terry Beckner, Jr.	6-4	300	Fr.	
NG	95	Rickey Hatley	6-4	300	Jr.	2L
	96	A.J. Logan	6-2	310	So.	
DE	18	Josh Moore	6-5	280	Fr.	
	91	Charles Harris	6-3	255	So.	1L
W	88	Nate Howard	6-4	240	Fr.	
	13	Spencer Williams	6-3	245	RSFr.	
M	10	Kentrell Brothers	6-1	235	Sr.	3L
	34	Joey Burkett	6-2	210	So.	1L
S	30	Michael Scherer	6-3	230	Jr.	2L
	4	Brandon Lee	6-2	220	RSFr.	
CB	25	Donavin Newsom	6-2	230	Jr.	2L
	40	Clarence Green	6-0	220	Sr.	2L
CB	24	Terez Hall	6-2	215	Fr.	
	7	Kenya Dennis	5-11	200	Sr.	1L
SS	5	John Gibson	6-0	190	Jr.	2L
	11	Aarion Penton	5-10	190	Jr.	2L
FS	28	Logan Cheadle	5-10	180	So.	1L
	1	Anthony Hines	6-1	190	So.	
FS	22	Anthony Sherrills	6-0	190	So.	1L
	8	Thomas Wilson	5-10	190	So.	1L
FS	21	Ian Simon	6-0	195	Sr.	3L
	3	Cortland Browning	6-1	205	RSSr.	
FS	6	Tavon Ross	6-0	200	RSFr.	

SPECIAL TEAMS

PK	99	Andrew Baggett	6-1	215	Sr.	3L
	90	Nick Coffman	5-11	175	Jr.	
H	9	Eddie Printz	6-3	205	So.	
	41	Eric Laurent	6-2	215	Jr.	
LS	86	Jake Hurrell	6-3	235	Jr.	2L
	54	Nick Monaghan	6-2	245	Sr.	
KO	26	Corey Fatony	5-11	185	Fr.	-OR-
	99	Andrew Baggett	6-1	215	Sr.	3L
KR	5	John Gibson	6-0	190	Jr.	2L
	31	Finis Stribling IV	5-11	175	RSFr.	
	14	Ray Wingo	5-11	180	RSFr.	

P	26	Corey Fatony	5-11	185	Fr.	
	98	Dayton Balvanz	6-5	200	JR.	
PR	33	Cam Hilton	6-1	180	Fr.	
	11	Aarion Penton	5-10	190	Jr.	2L

INJURY REPORT

90	Harold Brantley (DT)	6-3	280	Jr.	OUT-season
36	Morgan Steward (RB)	6-0	210	Jr.	OUT-season
20	Trevon Walters (TB)	5-10	200	RSFr.	OUT

The Automated ScoreBook

Mizzou Combined Team Statistics (as of Oct 24, 2015)

All games

Date	Opponent		Score	Att.
Sep 05, 2015	SOUTHEAST MISSOURI	W	34-3	64670
Sep 12, 2015	at Arkansas State	W	27-20	29143
Sep 19, 2015	UCONN	W	9-6	70079
* Sep 26, 2015	at Kentucky	L	13-21	58008
* Oct 03, 2015	SOUTH CAROLINA	W	24-10	66751
* Oct 10, 2015	#11 FLORIDA	L	3-21	70767
* Oct 17, 2015	at Georgia	L	6-9	92746
* Oct 24, 2015	at Vanderbilt	L	3-10	31128

Record:	Overall	Home	Away	Neutral
All games	4-4	3-1	1-3	0-0
Conference	1-4	1-1	0-3	0-0
Non-Conference	3-0	2-0	1-0	0-0

Team Statistics	MIZ	OPP
FIRST DOWNS	124	134
Rushing	49	62
Passing	59	62
Penalty	16	10
RUSHING YARDAGE	804	964
Rushing Attempts	243	330
Average Per Rush	3.3	2.9
Average Per Game	100.5	120.5
TDs Rushing	2	5
PASSING YARDAGE	1417	1293
Comp-Att-Int	134-262-7	142-230-8
Average Per Pass	5.4	5.6
Average Per Catch	10.6	9.1
Average Per Game	177.1	161.6
TDs Passing	9	5
TOTAL OFFENSE	2221	2257
Average Per Play	4.4	4.0
Average Per Game	277.6	282.1
KICK RETURNS: #-Yards	20-305	12-326
PUNT RETURNS: #-Yards	18-112	19-156
INT RETURNS: #-Yards	8-156	7-123
FUMBLES-LOST	11-3	9-3
PENALTIES-Yards	40-320	49-513
PUNTS-AVG	54-44.6	57-40.0
TIME OF POSSESSION/Game	26:26	33:34
3RD-DOWN Conversions	33/114	50/131
4TH-DOWN Conversions	3/9	4/9

Interceptions	no.	yds	avg	td	lg
Brothers, K.	2	9	4.5	0	9
Simon, Ian	2	39	19.5	0	39
Sherrills, A.	1	50	50.0	0	50
Dennis, Kenya	1	1	1.0	0	1
Gibson, John	1	35	35.0	0	35
Brady, Walter	1	22	22.0	0	22

Punting	no.	yds	avg	lg	tb	fc	i20	50+	blk
Fatony, Corey	54	2411	44.6	61	3	20	18	17	0

Punt Returns	no.	yds	avg	td	lg
Penton, Aarion	9	82	9.1	1	41
Hilton, Cam	6	21	3.5	0	10
Green, Clarence	1	8	8.0	0	0
Brothers, K.	1	6	6.0	0	0
Ross, Tavon	1	-5	-5.0	0	0
Total	18	112	6.2	1	41
Opponents	19	156	8.2	0	19

Kick Returns	no.	yds	avg	td	lg
Sherrills, A.	8	142	17.8	0	21
Gibson, John	8	99	12.4	0	19
Hilton, Cam	1	13	13.0	0	13
Penton, Aarion	1	12	12.0	0	12
Brown, Nate	1	16	16.0	0	16
Stribling, F.	1	23	23.0	0	23
Total	20	305	15.2	0	23
Opponents	12	326	27.2	0	48

All Purpose	g	rush	rcv	pr	kr	ir	total	avg/g
Witter, Ish	8	342	89	0	0	0	431	53.9
Brown, Nate	8	0	251	0	16	0	267	33.4
Hansbrough, R.	7	202	57	0	0	0	259	37.0
Moore, J'Mon	8	0	235	0	0	0	235	29.4
Hunt, Tyler	8	54	166	0	0	0	220	27.5
Total	8	804	1417	112	305	156	2794	349.2
Opponents	8	964	1293	156	326	123	2862	357.8

Total Offense	g	plays	rush	pass	total	avg/g
Mauk, Maty	5	146	145	654	799	159.8
Lock, Drew	8	178	-10	763	753	94.1
Witter, Ish	8	89	342	0	342	42.8
Hansbrough, R.	7	52	202	0	202	28.9
Hunt, Tyler	8	14	54	0	54	6.8
Total	8	505	804	1417	2221	277.4

Rushing	gp	att	gain	loss	net	avg	td	lg	avg/g
Witter, Ish	8	89	371	29	342	3.8	1	27	42.8
Hansbrough, R.	7	52	214	12	202	3.9	0	26	28.9
Mauk, Maty	5	36	179	34	145	4.0	1	24	29.0
Hunt, Tyler	8	14	54	0	54	3.9	0	11	6.8
Abbingtion, C.	6	6	40	1	39	6.5	0	12	6.5
Fatony, Corey	8	1	26	0	26	26.0	0	26	3.2
Steward, Morgan	3	10	21	3	18	1.8	0	6	6.0
Total	8	243	1003	199	804	3.3	2	33	100.5
Opponents	8	330	1226	262	964	2.9	5	46	120.5

Passing	gp	effic	comp-att-int	pct	yds	td	lg	avg/g
Lock, Drew	8	95.39	77-152-3	50.7	763	3	78	95.4
Mauk, Maty	5	112.49	57-110-4	51.8	654	6	51	130.8
Total	8	102.57	134-262-7	51.1	1417	9	78	177.1
Opponents	8	109.18	142-230-8	61.7	1293	5	35	161.6

Receiving	gp	no.	yds	avg	td	lg	avg/g
Brown, Nate	8	20	251	12.6	4	33	31.4
Moore, J'Mon	8	20	235	11.8	2	32	29.4
Leftwich, W.	7	15	186	12.4	1	32	26.6
Culkin, Sean	6	14	117	8.4	1	21	19.5
Witter, Ish	8	12	89	7.4	0	20	11.1
Reese, Jason	8	11	101	9.2	0	21	12.6
Hansbrough, R.	7	11	57	5.2	0	24	8.1
Dilosa, K.	7	10	65	6.5	0	16	9.3
Hunt, Tyler	8	4	166	41.5	1	78	20.8
Hall, Emanuel	7	4	31	7.8	0	13	4.4
Hilton, Cam	8	3	44	14.7	0	29	5.5
Wingo, Ray	7	3	23	7.7	0	13	3.3
Blair, DeSean	3	2	25	12.5	0	21	8.3
Echard, Clayton	8	2	14	7.0	0	8	1.8
Abbingtion, C.	6	1	5	5.0	0	5	0.8
Total	8	134	1417	10.6	9	78	177.1
Opponents	8	142	1293	9.1	5	35	161.6

Field Goals	fg	pct.	01-19	20-29	30-39	40-49	50-99	lg	blk
Baggett, Andrew	11-15	73.3	0-0	6-6	4-5	1-3	0-1	41	0

Scoring	td	fg	PAT				dxp	saf	pts
			kick	rush	rcv	pass			
Baggett, Andrew	-	11-15	12-12	-	-	-	-	-	45
Brown, Nate	4	-	-	-	-	-	-	-	24
Moore, J'Mon	2	-	-	-	-	-	-	-	12
Hunt, Tyler	1	-	-	-	-	-	-	-	6
Culkin, Sean	1	-	-	-	-	-	-	-	6
Witter, Ish	1	-	-	-	-	-	-	-	6
Penton, Aarion	1	-	-	-	-	-	-	-	6
Mauk, Maty	1	-	-	-	-	-	-	-	6
Leftwich, W.	1	-	-	-	-	-	-	-	6
Green, Clarence	-	-	-	-	-	-	1	2	
Total	12	11-15	12-12	-	-	-	-	1	119
Opponents	11	8-14	10-11	-	-	-	-	-	100

Score by Quarters	1st	2nd	3rd	4th	OT	Total
Mizzou	39	26	41	13	0	119
Opponents	23	44	17	16	0	100

The Automated ScoreBook
Mizzou Overall Team Statistics (as of Oct 24, 2015)
All games

Team Statistics	MI Z	OPP
SCORING	119	100
Points Per Game	14.9	12.5
Points Off Turnovers	23	29
FIRST DOWNS	124	134
Rushing	49	62
Passing	59	62
Penalty	16	10
RUSHING YARDAGE	804	964
Yards gained rushing	1003	1226
Yards lost rushing	199	262
Rushing Attempts	243	330
Average Per Rush	3.3	2.9
Average Per Game	100.5	120.5
TDs Rushing	2	5
PASSING YARDAGE	1417	1293
Comp-Att-Int	134-262-7	142-230-8
Average Per Pass	5.4	5.6
Average Per Catch	10.6	9.1
Average Per Game	177.1	161.6
TDs Passing	9	5
TOTAL OFFENSE	2221	2257
Total Plays	505	560
Average Per Play	4.4	4.0
Average Per Game	277.6	282.1
KICK RETURNS: #-Yards	20-305	12-326
PUNT RETURNS: #-Yards	18-112	19-156
INT RETURNS: #-Yards	8-156	7-123
KICK RETURN AVERAGE	15.2	27.2
PUNT RETURN AVERAGE	6.2	8.2
INT RETURN AVERAGE	19.5	17.6
FUMBLES-LOST	11-3	9-3
PENALTIES-Yards	40-320	49-513
Average Per Game	40.0	64.1
PUNTS-Yards	54-2411	57-2282
Average Per Punt	44.6	40.0
Net punt average	40.6	37.4
KICKOFFS-Yards	31-1959	26-1614
Average Per Kick	63.2	62.1
Net kick average	39.0	46.5
TIME OF POSSESSION/Game	26:26	33:34
3RD-DOWN Conversions	33/114	50/131
3rd-Down Pct	29%	38%
4TH-DOWN Conversions	3/9	4/9
4th-Down Pct	33%	44%
SACKS BY-Yards	23-131	20-125
MISC YARDS	0	0
TOUCHDOWNS SCORED	12	11
FIELD GOALS-ATTEMPTS	11-15	8-14
ON-SIDE KICKS	0-0	0-2
RED-ZONE SCORES	(15-18) 83%	(18-23) 78%
RED-ZONE TOUCHDOWNS	(6-18) 33%	(10-23) 43%
PAT-ATTEMPTS	(12-12) 100%	(10-11) 91%
ATTENDANCE	272267	211025
Games/Avg Per Game	4/68067	4/52756
Neutral Site Games		0/0

Score by Quarters	1st	2nd	3rd	4th	OT	Total
Mizzou	39	26	41	13	0	119
Opponents	23	44	17	16	0	100

The Automated ScoreBook
Mizzou Game Results (as of Oct 24, 2015)
All games

Date	Opponent		Score	Overall	Conference	Time	Attend
Sep 05, 2015	SOUTHEAST MISSOURI	W	34-3	1-0	0-0	3:23	64670
Sep 12, 2015	at Arkansas State	W	27-20	2-0	0-0	3:25	29143
Sep 19, 2015	UCONN	W	9-6	3-0	0-0	3:03	70079
* Sep 26, 2015	at Kentucky	L	13-21	3-1	0-1	3:16	58008
* Oct 03, 2015	SOUTH CAROLINA	W	24-10	4-1	1-1	3:21	66751
* Oct 10, 2015	#11 FLORIDA	L	3-21	4-2	1-2	3:21	70767
* Oct 17, 2015	at Georgia	L	6-9	4-3	1-3	3:03	92746
* Oct 24, 2015	at Vanderbilt	L	3-10	4-4	1-4	3:34	31128

The Automated ScoreBook
Mizzou Team Game-by-Game (as of Oct 24, 2015)
All games

TEAM STATISTICS

		Rushing				Receiving				Passing				Kick Returns				Punt Returns				tot		
Date	Opponent	no.	yds	td	lg	no.	yds	td	lg	cmp	att	int	yds	td	lg	no.	yds	td	lg	no.	yds	td	lg	off
Sep 05	SOUTHEAST MISSOURI	33	98	0	20	18	319	3	78	18	32	1	319	3	78	1	19	0	19	5	72	1	41	417
Sep 12	at Arkansas State	34	140	0	27	16	148	3	32	16	37	3	148	3	32	3	55	0	21	2	10	0	12	288
Sep 19	UCONN	34	85	1	13	20	185	0	51	20	31	1	185	0	51	3	44	0	19	3	3	0	0	270
Sep 26	at Kentucky	33	111	0	14	18	227	1	28	18	35	0	227	1	28	4	58	0	19	2	6	0	5	338
Oct 03	SOUTH CAROLINA	42	163	1	24	21	136	2	17	21	28	0	136	2	17	0	0	0	0	1	10	0	10	299
Oct 10	FLORIDA	26	106	0	26	16	151	0	32	16	39	2	151	0	32	3	38	0	19	2	2	0	2	257
Oct 17	at Georgia	22	21	0	10	11	143	0	33	11	26	0	143	0	33	3	41	0	16	1	0	0	0	164
Oct 24	at Vanderbilt	19	80	0	33	14	108	0	17	14	34	0	108	0	17	3	50	0	23	2	9	0	10	188
Mizzou		243	804	2	33	134	1417	9	78	134	262	7	1417	9	78	20	305	0	23	18	112	1	41	2221
		330	964	5	46	142	1293	5	35	142	230	8	1293	5	35	12	326	0	48	19	156	0	19	2257

Games: 8 • Avg/rush: 3.3 • Avg/catch: 10.6 • Pass effic: 102.57 • KR avg: 15.2 • PR avg: 6.2 • All purpose avg/game: 349.2 • Total offense avg/gm: 277.6

Date	Opponent	Tackles				Sacks no-yds	Fumble		Pass Defense			blkd kick	PAT Attempts			off		
		ua	a	total	tfl-yds		ff	fr-yds	int-yds	qbh	brup		kick	rush	rcv	saf	t/o	pts
Sep 05	SOUTHEAST MISSOURI	40	38	78	10.0-39	2.0-10	1	1-0	0-0	4	2	1	4-4	0	0	0	0	34
Sep 12	at Arkansas State	51	20	71	15.0-60	2.0-17	0	0-0	3-44	2	3	0	3-3	0	0	0	10	27
Sep 19	UCONN	37	14	51	9.0-26	3.0-11	2	1-0	1-50	4	5	2	1-1	0	0	1	0	9
Sep 26	at Kentucky	31	46	77	7.0-21	2.0-11	1	0-0	0-0	0	2	0	1-1	0	0	0	0	13
Oct 03	SOUTH CAROLINA	34	26	60	7.0-35	4.0-28	0	0-0	3-23	4	3	0	3-3	0	0	0	7	24
Oct 10	FLORIDA	51	20	71	9.0-34	5.0-21	0	0-0	0-0	3	3	0	0-0	0	0	0	0	3
Oct 17	at Georgia	34	70	104	8.0-29	2.0-12	0	0-0	1-39	0	6	0	0-0	0	0	0	3	6
Oct 24	at Vanderbilt	47	38	85	7.0-31	3.0-24	1	1-0	0-0	1	4	0	0-0	0	0	0	3	3
Mizzou		325	272	597	72.0-275	23.0-134	5	3-0	8-156	18	28	3	12-12	0	0	1	23	119
		265	204	469	57.0-200	20.0-125	3	3-0	7-123	18	34	0	10-11	0	0	0	29	100

		Punting										Field Goals			Kickoffs				
Date	Opponent	no.	yds	avg	long	blkd	tb	fc	50+	i20	md-att	long	blkd	no.	yds	avg	tb	ob	
Sep 05	SOUTHEAST MISSOURI	6	275	45.8	54	0	0	3	2	2	2-2	39	0	7	450	64.3	3	1	
Sep 12	at Arkansas State	6	299	49.8	60	0	1	2	4	2	2-2	41	0	6	386	64.3	3	0	
Sep 19	UCONN	6	235	39.2	51	0	2	2	1	2	0-1	0	0	2	130	65.0	2	0	
Sep 26	at Kentucky	6	244	40.7	55	0	0	3	1	5	2-2	39	0	4	245	61.2	1	0	
Oct 03	SOUTH CAROLINA	5	179	35.8	45	0	0	1	0	0	1-1	21	0	5	321	64.2	4	0	
Oct 10	FLORIDA	9	430	47.8	61	0	0	5	3	4	1-2	21	0	2	130	65.0	1	0	
Oct 17	at Georgia	7	320	45.7	59	0	0	2	2	1	2-3	24	0	3	167	55.7	1	0	
Oct 24	at Vanderbilt	9	429	47.7	61	0	0	2	4	2	1-2	35	0	2	130	65.0	2	0	
Mizzou		54	2411	44.6	61	0	3	20	17	18	11-15	41	0	31	1959	63.2	17	1	
		57	2282	40.0	78	2	2	17	13	24	8-14	40	0	26	1614	62.1	4	2	

The Automated ScoreBook
Mizzou Opponent Game-by-Game (as of Oct 24, 2015)
All games

OPPONENT STATISTICS

Date	Opponent	Rushing				Receiving				Passing				Kick Returns				Punt Returns				tot off
		no.	yds	td	lg	no.	yds	td	lg	cmp-att-int	yds	td	lg	no.	yds	td	lg	no.	yds	td	lg	
Sep 05	SOUTHEAST MISSOURI	42	145	0	19	12	56	0	21	12-22-0	56	0	21	3	72	0	37	3	11	0	10	201
Sep 12	at Arkansas State	45	93	0	19	14	124	2	23	14-30-3	124	2	23	3	105	0	40	2	2	0	2	217
Sep 19	UCONN	33	77	1	14	17	156	0	29	17-28-1	156	0	29	0	0	0	0	0	0	0	0	233
Sep 26	at Kentucky	38	120	1	17	22	249	2	35	22-27-0	249	2	35	3	82	0	48	1	9	0	9	369
Oct 03	SOUTH CAROLINA	34	112	0	29	17	186	1	35	17-30-3	186	1	35	1	21	0	21	0	0	0	0	298
Oct 10	FLORIDA	44	129	2	19	20	208	0	25	20-33-0	208	0	25	1	18	0	18	1	6	0	6	337
Oct 17	at Georgia	45	120	0	12	23	178	0	35	23-32-1	178	0	35	1	28	0	28	5	57	0	19	298
Oct 24	at Vanderbilt	49	168	1	46	17	136	0	24	17-28-0	136	0	24	0	0	0	0	7	71	0	15	304
Opponents		330	964	5	46	142	1293	5	35	142-230-8	1293	5	35	12	326	0	48	19	156	0	19	2257
		243	804	2	33	134	1417	9	78	134-262-7	1417	9	78	20	305	0	23	18	112	1	41	2221

Games: 8 • Avg/rush: 2.9 • Avg/catch: 9.1 • Pass effic: 109.18 • KR avg: 27.2 • PR avg: 8.2 • All purpose avg/game: 357.8 • Total offense avg/gm: 282.1

Date	Opponent	Tackles				Sacks no-yds	Fumble		Pass Defense			blkd kick	PAT Attempts			off		
		ua	a	total	tfl-yds		ff	fr-yds	int-yds	qbh	brup		kick	rush	rcv	saf	t/o	pts
Sep 05	SOUTHEAST MISSOURI	35	26	61	8.0-17	3.0-10	0	0-0	1-2	0	4	0	0-0	0	0	0	0	3
Sep 12	at Arkansas State	33	24	57	8.0-24	1.0-9	1	0-0	3-64	8	6	0	2-2	0	0	0	13	20
Sep 19	UCONN	38	34	72	10.0-23	1.0-2	1	1-0	1-17	0	3	0	0-1	0	0	0	6	6
Sep 26	at Kentucky	30	40	70	4.0-21	2.0-19	0	0-0	0-0	3	7	0	3-3	0	0	0	0	21
Oct 03	SOUTH CAROLINA	42	26	68	8.0-29	2.0-16	0	0-0	0-0	0	3	0	1-1	0	0	0	0	10
Oct 10	FLORIDA	35	14	49	3.0-27	3.0-27	0	0-0	2-40	5	4	0	3-3	0	0	0	7	21
Oct 17	at Georgia	24	26	50	9.0-26	4.0-16	1	1-0	0-0	0	2	0	0-0	0	0	0	3	9
Oct 24	at Vanderbilt	28	14	42	7.0-33	4.0-26	0	1-0	0-0	2	5	0	1-1	0	0	0	0	10
Opponents		265	204	469	57.0-200	20.0-125	3	3-0	7-123	18	34	0	10-11	0	0	0	29	100
		325	272	597	72.0-275	23.0-134	5	3-0	8-156	18	28	3	12-12	0	0	1	23	119

		Punting										Field Goals			Kickoffs				
Date	Opponent	no.	yds	avg	long	blkd	tb	fc	50+	i20	md-att	long	blkd	no.	yds	avg	tb	ob	
Sep 05	SOUTHEAST MISSOURI	12	520	43.3	60	1	0	2	5	6	1-1	35	0	2	130	65.0	1	0	
Sep 12	at Arkansas State	8	320	40.0	55	0	0	2	1	4	2-2	40	0	4	251	62.8	1	0	
Sep 19	UCONN	7	192	27.4	40	1	0	2	0	0	0-1	0	0	3	183	61.0	0	0	
Sep 26	at Kentucky	5	214	42.8	51	0	0	1	2	2	0-0	0	0	4	246	61.5	0	0	
Oct 03	SOUTH CAROLINA	4	142	35.5	54	0	0	1	1	3	1-2	34	0	3	193	64.3	2	1	
Oct 10	FLORIDA	9	395	43.9	53	0	0	5	2	2	0-1	0	0	4	246	61.5	0	1	
Oct 17	at Georgia	5	180	36.0	40	0	0	3	0	3	3-4	34	0	3	188	62.7	0	0	
Oct 24	at Vanderbilt	7	319	45.6	78	0	2	1	2	4	1-3	40	0	3	177	59.0	0	0	
Opponents		57	2282	40.0	78	2	2	17	13	24	8-14	40	0	26	1614	62.1	4	2	
		54	2411	44.6	61	0	3	20	17	18	11-15	41	0	31	1959	63.2	17	1	

The Automated ScoreBook
Mizzou Overall Defensive Statistics (as of Oct 24, 2015)
All games

#	Defensive Leaders	gp	Tackles				Sacks no-yds	Pass defense			Fumbles		blkd	
			ua	a	tot	tfl/yds		int-yds	brup	qbh	rcv-yds	ff	kick	saf
1X	Brothers, K.	8	49	54	103	7.0-23	2.5-12	2-9	1	1	.	.	2	.
30	Scherer, M.	8	30	33	63	5.0-11	.	.	2
91	Harris, Charles	8	25	19	44	15.5-69	6.0-41	.	.	4	.	2	.	.
22	Sherrils, A.	8	28	16	44	1.0-1	.	1-50	4	.	1-0	1	.	.
1Y	Penton, Aarion	8	23	17	40	2.5-8	.	.	6	2	.	1	.	.
25	Newsom, Donavin	8	20	17	37	7.0-37	2.5-22	.	1
1Z	Simon, Ian	8	21	9	30	.	.	2-39	3	.	1-0	.	.	.
7X	Dennis, Kenya	8	23	3	26	2.0-15	1.0-10	1-1	3
56	Brady, Walter	8	14	10	24	9.5-42	6.0-32	1-22	1	2	1-0	.	.	.
79	Beckner, Terry	8	11	12	23	7.0-22	3.0-12	.	1	1
40	Green, Clarence	7	10	10	20	0.5-1	.	.	1	.	.	.	1	1
95	Hatley, Rickey	8	7	11	18	2.5-5	.	.	.	1
97	Augusta, Josh	8	11	4	15	5.0-10	.	.	1	2
6Y	Frazier, M.	8	7	5	12	4.5-20	1.0-5	.	.	2
5	Gibson, John	8	6	5	11	.	.	1-35	2
8X	Wilson, Thomas	8	4	6	10	0.5-1
96	Logan, A.J.	8	3	6	9	1.0-4	.	.	.	1	.	1	.	.
3X	Browning, C.	7	4	5	9
34	Burkett, Joey	8	4	4	8
28	Cheadle, Logan	7	3	5	8	.	.	.	1
88	Howard, Nate	7	3	5	8	1.5-6	.	.	.	1
24	Hall, Terez	8	3	3	6
4	Lee, Brandon	7	1	3	4	.	.	.	1
82	Echard, Clayton	8	1	2	3
6Z	Fatony, Corey	8	1	2	3
8Y	Moore, Josh	7	3	.	3
1D	Hines, A.	5	1	1	2
6X	Ross, Tavon	6	1	1	2
33	Hilton, Cam	8	.	2	2
38	Beisel, Eric	8	1	.	1
16	Richard, T.	3	1	.	1
86	Hurell, Jake	6	1	.	1
52	Serrano, Eddie	1	.	1	1
3Z	Williams, S.	3	1	.	1
5Y	Jones, Grant	7	.	1	1
80	Culkin, Sean	6	1	.	1
3	Lock, Drew	8	1	.	1
TM	Team	5	1	.	1	.	1.0-0	.	.	1
21	Witter, Ish	8	1	.	1
Total		8	325	272	597	72-275	23-131	8-156	28	18	3-0	5	3	1
Opponents		8	265	204	469	57-200	20-125	7-123	34	18	3-0	3	.	.

The Automated ScoreBook
Mizzou Total Tackles Game-by-Game (as of Oct 24, 2015)
All games

Total Tackles	UA-A	Total	SEMO	ASU	UCONN	UK	SC	UF	UGA	VANDY
Brothers, K. LB	49-54	103	8-8	10-6	6-4	2-8	2-5	9-6	5-12	7-5
Scherer, M. LB	30-33	63	1-2	6-4	1-1	3-6	4-5	8-2	3-9	4-4
Sherrills, A.	28-16	44	2-1	6-0	3-0	2-3	3-2	5-3	2-4	5-3
Harris, Charles DE	25-19	44	2-2	5-1	3-0	2-4	1-3	5-1	2-7	5-1
Penton, Aarion CB	23-17	40	4-3	1-1	3-2	3-2	4-1	1-1	3-3	4-4
Newsom, Donavin LB	20-17	37	2-4	4-0	0-1	6-1	0-3	3-0	3-5	2-3
Simon, Ian	21-9	30	3-1	4-1	2-1	-	2-1	2-0	5-4	3-1
Dennis, Kenya CB	23-3	26	4-0	1-0	5-0	2-1	5-1	3-0	2-0	1-1
Brady, Walter DL	14-10	24	1-0	2-0	2-0	1-4	3-0	3-1	2-5	-
Beckner, Terry DL	11-12	23	0-4	-	2-0	1-2	-	1-0	2-4	5-2
Green, Clarence LB	10-10	20	3-2	1-0	1-1	3-5	2-0	-	DNP	0-2
Hatley, Rickey DT	7-11	18	0-3	1-1	1-2	-	2-1	3-2	0-2	-
Augusta, Josh DT	11-4	15	-	1-1	2-0	1-1	2-0	2-0	1-1	2-1
Frazier, M. DL	7-5	12	-	2-1	1-0	0-1	1-1	0-1	2-0	1-1
Gibson, John CB	6-5	11	1-0	1-1	-	2-1	-	2-1	0-1	0-1
Wilson, Thomas	4-6	10	1-0	0-1	1-0	1-0	-	-	0-3	1-2
Logan, A.J. DT	3-6	9	0-1	-	1-0	0-2	0-1	1-1	0-1	1-0
Browning, C.	4-5	9	DNP	2-0	-	1-2	1-1	-	0-1	0-1
Cheadle, Logan CB	3-5	8	-	DNP	0-2	1-2	-	1-0	-	1-1
Burkett, Joey LB	4-4	8	3-3	1-0	-	0-1	-	-	-	-
Howard, Nate	3-5	8	1-1	0-1	1-0	-	1-0	0-1	0-2	DNP
Hall, Terez LB	3-3	6	1-0	-	-	-	0-1	-	2-1	0-1
Lee, Brandon LB	1-3	4	0-1	-	-	DNP	-	1-0	-	0-2
Echard, Clayton	1-2	3	-	-	-	-	-	-	0-1	1-1
Fatony, Corey	1-2	3	-	1-0	-	-	-	-	0-2	-
Moore, Josh DL	3-0	3	-	-	1-0	DNP	1-0	-	-	1-0
Hines, A. CB	1-1	2	DNP	DNP	-	DNP	-	-	0-1	1-0
Ross, Tavon DB	1-1	2	1-1	DNP	-	DNP	-	-	-	-
Hilton, Cam DB	0-2	2	-	-	-	-	-	-	0-1	0-1
Williams, S. DL	1-0	1	DNP	DNP	DNP	DNP	DNP	-	-	1-0
Beisel, Eric LB	1-0	1	-	-	-	-	-	1-0	-	-
Hurell, Jake	1-0	1	-	-	-	DNP	-	-	DNP	1-0
Serrano, Eddie DE	0-1	1	DNP	0-1	DNP	DNP	DNP	DNP	DNP	DNP
Lock, Drew	1-0	1	-	1-0	-	-	-	-	-	-
Jones, Grant LB	0-1	1	0-1	-	-	DNP	-	-	-	-
Culkin, Sean	1-0	1	-	-	1-0	-	DNP	DNP	-	-
Richard, T.	1-0	1	1-0	-	DNP	-	DNP	DNP	DNP	DNP
Team	1-0	1	1-0	-	-	-	-	-	-	-
Witter, Ish	1-0	1	-	1-0	-	-	-	-	-	-

The Automated ScoreBook
Mizzou Sacks Game-by-Game (as of Oct 24, 2015)
All games

SACKS	UA-A	Total	SEMO	ASU	UCONN	UK	SC	UF	UGA	VANDY
Brady, Walter DL	6-0	6.0	-	-	2.0-10	1.0-2	2.0-17	1.0-3	-	-
Harris, Charles DE	6-0	6.0	-	2.0-17	1.0-1	-	-	1.0-5	1.0-10	1.0-8
Beckner, Terry DL	3-0	3.0	-	-	-	-	-	1.0-1	1.0-2	1.0-9
Brothers, K. LB	2-1	2.5	-	-	-	-	0.5-3	1.0-2	-	1.0-7
Newsom, Donavin LB	2-1	2.5	-	-	-	1.0-9	0.5-3	1.0-10	-	-
Frazier, M. DL	1-0	1.0	-	-	-	-	1.0-5	-	-	-
Dennis, Kenya CB	1-0	1.0	1.0-10	-	-	-	-	-	-	-
Team	1-0	1.0	1.0-0	-	-	-	-	-	-	-

The Automated ScoreBook
Mizzou Tackle For Loss Game-by-Game (as of Oct 24, 2015)
All games

TACKLES FOR LOSS	UA-A	Total	SEMO	ASU	UCONN	UK	SC	UF	UGA	VANDY
Harris, Charles DE	14-3	15.5	1.5-5	4.5-24	2.0-2	1.5-3	-	2.0-12	1.0-10	3.0-13
Brady, Walter DL	9-1	9.5	1.0-3	1.0-5	2.0-10	1.5-3	2.0-17	1.0-3	1.0-1	-
Brothers, K. LB	4-6	7.0	1.5-5	1.5-3	-	-	1.5-6	1.0-2	-	1.5-7
Beckner, Terry DL	5-4	7.0	1.0-4	-	1.0-4	1.0-1	-	1.0-1	1.0-2	2.0-10
Newsom, Donavin LB	6-2	7.0	-	1.0-3	-	2.0-13	0.5-3	2.0-13	1.0-4	0.5-1
Augusta, Josh DT	5-0	5.0	-	-	2.0-5	-	1.0-2	1.0-1	1.0-2	-
Scherer, M. LB	3-4	5.0	0.5-0	3.0-9	-	0.5-0	1.0-2	-	-	-
Frazier, M. DL	4-1	4.5	-	1.5-11	1.0-1	-	1.0-5	-	1.0-3	-
Halley, Rickey DT	1-3	2.5	1.0-2	0.5-1	-	-	-	1.0-2	-	-
Penton, Aarion CB	1-3	2.5	1.0-4	0.5-2	-	-	-	-	1.0-2	-
Dennis, Kenya CB	2-0	2.0	1.0-10	-	-	-	-	-	1.0-5	-
Howard, Nate	1-1	1.5	1.5-6	-	-	-	-	-	-	DNP
Logan, A.J. DT	1-0	1.0	-	-	1.0-4	-	-	-	-	-
Sherrils, A.	1-0	1.0	-	1.0-1	-	-	-	-	-	-
Green, Clarence LB	0-1	0.5	-	-	-	0.5-1	-	-	DNP	-
Wilson, Thomas	0-1	0.5	-	0.5-1	-	-	-	-	-	-

The Automated ScoreBook
Mizzou Passing Game-by-Game (as of Oct 24, 2015)
All games

#3 Lock, Drew	Comp	Att	Int	Pct	Yards	TD	Long	Sacked	Effic
Southeast Missouri	6	10	0	60.0	138	1	78	1-5	208.92
Arkansas State	0	1	1	0.0	0	0	0	0-0	-200.00
UConn	6	9	0	66.7	40	0	11	0-0	104.00
Kentucky	3	5	0	60.0	47	0	28	1-15	138.96
South Carolina	21	28	0	75.0	136	2	17	2-16	139.37
Florida	16	39	2	41.0	151	0	32	3-27	63.29
Georgia	11	26	0	42.3	143	0	33	4-16	88.51
Vanderbilt	14	34	0	41.2	108	0	17	4-26	67.86
TOTALS	77	152	3	50.7	763	3	78	15-105	95.39

#7 Mauk, Maty	Comp	Att	Int	Pct	Yards	TD	Long	Sacked	Effic
Southeast Missouri	12	22	1	54.5	181	2	27	2-5	144.56
Arkansas State	16	36	2	44.4	148	3	32	1-9	95.37
UConn	14	22	1	63.6	145	0	51	1-2	109.91
Kentucky	15	30	0	50.0	180	1	28	1-4	111.40
TOTALS	57	110	4	51.8	654	6	51	5-20	112.49

The Automated ScoreBook
Mizzou Rushing/Receiving Game-by-Game (as of Oct 24, 2015)
All games

RUSHING	No-Yds/TD	SEMO	ASU	UCONN	UK	SC	UF	UGA	VANDY
Witter, Ish	89-342/1	13-33/0	12-50/0	17-54/0	11-50/0	17-98/1	11-39/0	6-15/0	2-3/0
Hansbrough, R. TB	52-202/0	2-23/0	5-15/0	DNP	6-11/0	11-43/0	9-74/0	11-24/0	8-12/0
Mauk, Maty QB	36-145/1	6-8/0	10-75/0	9-13/1	11-49/0	DNP	DNP	-	DNP
Hunt, Tyler TB	14-54/0	5-20/0	2-4/0	1-2/0	2-6/0	3-17/0	1-5/0	-	-
Abbingtion, C. TB	6-39/0	1-5/0	DNP	2-14/0	1--1/0	1-9/0	1-12/0	DNP	-
Fatony, Corey	1-26/0	-	-	-	-	-	-	-	1-26/0
Steward, Morgan TB	10-18/0	5-14/0	2-0/0	3-4/0	DNP	DNP	DNP	DNP	DNP
Lock, Drew QB	26--10/0	1--5/0	-	-	2--4/0	7-0/0	4--24/0	4--16/0	8-39/0
Team	9--12/0	-	3--4/0	2--2/0	DNP	3--4/0	DNP	1--2/0	DNP

RECEIVING	No-Yds/TD	SEMO	ASU	UCONN	UK	SC	UF	UGA	VANDY
Brown, Nate WR	20-251/4	3-69/1	4-46/1	2-10/0	2-34/0	6-33/2	1-8/0	2-51/0	-
Moore, J'Mon WR	20-235/2	3-74/1	2-17/0	6-39/0	2-24/1	2-19/0	1-32/0	-	4-30/0
Leftwich, W. WR	15-186/1	DNP	1-32/1	2-12/0	3-44/0	2-13/0	3-39/0	1-8/0	3-38/0
Hunt, Tyler TB	4-166/1	1-78/1	-	1-51/0	2-37/0	-	-	-	-
Culkin, Sean TE	14-117/1	3-29/0	5-46/1	3-22/0	1-4/0	DNP	DNP	2-16/0	-
Reese, Jason TE	11-101/0	1-5/0	-	-	3-40/0	6-47/0	1-9/0	-	-
Witter, Ish	12-89/0	1-5/0	3-10/0	3-31/0	-	-	4-29/0	1-14/0	-
Dilosa, K. WR	10-65/0	3-25/0	-	DNP	3-24/0	-	1-3/0	1--4/0	2-17/0
Hansbrough, R. TB	11-57/0	-	-	DNP	1-7/0	3-9/0	1-1/0	2-23/0	4-17/0
Hilton, Cam	3-44/0	-	-	-	-	1-9/0	-	2-35/0	-
Hall, Emanuel WR	4-31/0	1-9/0	DNP	1-3/0	-	-	1-13/0	-	1-6/0
Blair, DeSean WR	2-25/0	1-21/0	-	DNP	DNP	DNP	1-4/0	DNP	DNP
Wingo, Ray	3-23/0	-	1--3/0	1-13/0	1-13/0	-	-	-	DNP
Echard, Clayton TE	2-14/0	-	-	-	-	1-6/0	1-8/0	-	-
Abbingtion, C. TB	1-5/0	-	DNP	-	-	-	1-5/0	DNP	-
Richard, T. WR	1-4/0	1-4/0	-	DNP	-	DNP	DNP	DNP	DNP
Laurent, Eric WR	1-4/0	-	-	1-4/0	DNP	-	DNP	DNP	DNP

The Automated ScoreBook
Mizzou Return Stats Game-by-Game (as of Oct 24, 2015)
All games

PUNT RETURNS	No-Yds	SEMO	ASU	UCONN	UK	SC	UF	UGA	VANDY
Penton, Aarion	9-82	4-66	2-10	1-0	2-6	-	-	-	-
Hilton, Cam	6-21	-	-	-	-	1-10	2-2	1-0	2-9
Green, Clarence	1-8	-	-	1-8	-	-	-	DNP	-
Brothers, K.	1-6	1-6	-	-	-	-	-	-	-
Ross, Tavon	1-5	-	DNP	1-5	DNP	-	-	-	-

KICK RETURNS	No-Yds	SEMO	ASU	UCONN	UK	SC	UF	UGA	VANDY
Sherrils, A.	8-142	1-19	3-55	1-19	3-49	-	-	-	-
Gibson, John	8-99	-	-	-	1-9	-	3-38	3-41	1-11
Stribling, F.	1-23	-	-	DNP	DNP	DNP	DNP	DNP	1-23
Brown, Nate	1-16	-	-	-	-	-	-	-	1-16
Hilton, Cam	1-13	-	-	1-13	-	-	-	-	-
Penton, Aarion	1-12	-	-	1-12	-	-	-	-	-

INT. RETURNS	No-Yds	SEMO	ASU	UCONN	UK	SC	UF	UGA	VANDY
Simon, Ian	2-39	-	-	-	-	1-0	-	1-39	-
Brothers, K.	2-9	-	2-9	-	-	-	-	-	-
Dennis, Kenya	1-1	-	-	-	-	1-1	-	-	-
Brady, Walter	1-22	-	-	-	-	1-22	-	-	-
Gibson, John	1-35	-	1-35	-	-	-	-	-	-
Sherrils, A.	1-50	-	-	1-50	-	-	-	-	-

FUMBLE RETURNS	No-Yds	SEMO	ASU	UCONN	UK	SC	UF	UGA	VANDY
----------------	--------	------	-----	-------	----	----	----	-----	-------

The Automated ScoreBook
Mizzou All-Purpose Yards Game-by-Game (as of Oct 24, 2015)
All games

ALL-PURPOSE YARDS	Total	SEMO	ASU	UCONN	UK	SC	UF	UGA	VANDY
Witter, Ish	431	38	60	85	50	98	68	29	3
Brown, Nate	267	69	46	10	34	33	8	51	16
Hansbrough, R.	259	23	15	DNP	18	52	75	47	29
Moore, J'Mon	235	74	17	39	24	19	32	-	30
Hunt, Tyler	220	98	4	53	43	17	5	-	-
Sherrills, A.	192	19	55	69	49	-	-	-	-
Leftwich, W.	186	DNP	32	12	44	13	39	8	38
Mauk, Maty	145	8	75	13	49	DNP	DNP	-	DNP
Gibson, John	134	-	35	-	9	-	38	41	11
Culkin, Sean	117	29	46	22	4	DNP	DNP	16	-
Reese, Jason	101	5	-	-	40	47	9	-	-
Penton, Aarion	94	66	10	12	6	-	-	-	-
Hilton, Cam	78	-	-	13	-	19	2	35	9
Dilosa, K.	65	25	-	DNP	24	-	3	-4	17
Abbingtion, C.	44	5	DNP	14	-1	9	17	DNP	-
Simon, Ian	39	-	-	-	-	-	-	39	-
Hall, Emanuel	31	9	DNP	3	-	-	13	-	6
Fatony, Corey	26	-	-	-	-	-	-	-	26
Blair, DeSean	25	21	-	DNP	DNP	DNP	4	DNP	DNP
Wingo, Ray	23	-	-3	13	13	-	-	-	DNP
Stribling, F.	23	-	-	DNP	DNP	DNP	DNP	DNP	23
Brady, Walter	22	-	-	-	-	22	-	-	-
Steward, Morgan	18	14	-	4	DNP	DNP	DNP	DNP	DNP
Brothers, K.	15	6	9	-	-	-	-	-	-
Echard, Clayton	14	-	-	-	-	6	8	-	-
Green, Clarence	8	-	-	8	-	-	-	DNP	-
Richard, T.	4	4	-	DNP	-	DNP	DNP	DNP	DNP
Laurent, Eric	4	-	-	4	DNP	-	DNP	DNP	DNP
Dennis, Kenya	1	-	-	-	-	1	-	-	-
Ross, Tavon	-5	-	DNP	-5	DNP	-	-	-	-
Lock, Drew	-10	-5	-	-	-4	-	-24	-16	39
Team	-12	-	-4	-2	-	-4	-	-2	-

The Automated ScoreBook
Mizzou Fumbles Game-by-Game (as of Oct 24, 2015)
All games

FUMBLES	No-Lost	SEMO	ASU	UCONN	UK	SC	UF	UGA	VANDY
Mauk, Maty QB	3-0	-	2-0	1-0	-	DNP	DNP	-	DNP
Hilton, Cam	2-2	-	-	-	-	-	-	1-1	1-1
Hansbrough, R. TB	2-0	-	-	DNP	1-0	-	-	-	1-0
Lock, Drew QB	1-0	-	-	-	-	1-0	-	-	-
Team	1-0	-	-	-	DNP	-	DNP	1-0	DNP
Penton, Aarion	1-0	1-0	-	-	-	-	-	-	-
Ross, Tavon	1-1	-	DNP	1-1	DNP	-	-	-	-

FUMBLES FORCED	Number	SEMO	ASU	UCONN	UK	SC	UF	UGA	VANDY
Harris, Charles	2	1	-	-	-	-	-	-	1
Logan, A.J.	1	-	-	1	-	-	-	-	-
Sherrils, A.	1	-	-	1	-	-	-	-	-
Penton, Aarion	1	-	-	-	1	-	-	-	-

FUMBLES RECOVERED	Number	SEMO	ASU	UCONN	UK	SC	UF	UGA	VANDY
Brady, Walter	1	-	-	-	-	-	-	-	1
Sherrils, A.	1	-	-	1	-	-	-	-	-
Simon, Ian	1	1	-	-	-	-	-	-	-

The Automated ScoreBook
Mizzou Games Played (as of Oct 24, 2015)
All games

##	PLAYER	GP-GS	SEMO	ASU	UConn	UK	SC	UF	UGA	VANDY
39	Abbingtion, C.	6/-	XXX	...	XXX	XXX	XXX	XXX	...	XXX
57	Abeln, Alec	6/2	START	START	XXX	...	XXX	XXX	...	XXX
64	Adams, Paul	1/-	XXX
97	Augusta, Josh	8/8	START	START	START	START	START	START	START	START
99	Baggett, Andrew	8/-	XXX	XXX	XXX	XXX	XXX	XXX	XXX	XXX
5Z	Bailey, Sam	2/-	XXX	...	XXX	...
79	Beckner, Terry	8/3	XXX	XXX	XXX	START	START	START	XXX	XXX
38	Beisel, Eric	8/-	XXX	XXX	XXX	XXX	XXX	XXX	XXX	XXX
13	Berkstresser, C	6/-	XXX	...	XXX	XXX	XXX	XXX	...	XXX
17	Blair, DeSean	3/-	XXX	XXX	XXX
11	Blanton, K.	5/-	...	XXX	...	XXX	XXX	XXX	...	XXX
77	Boehm, Evan	8/8	START	START	START	START	START	START	START	START
6D	Brady, Walter	8/5	XXX	XXX	XXX	START	START	START	START	START
26	Brents, Jake	1/-	XXX
1X	Brothers, K.	8/8	START	START	START	START	START	START	START	START
2	Brown, Nate	8/7	START	START	START	START	XXX	START	START	START
3X	Browning, C.	7/-	...	XXX	XXX	XXX	XXX	XXX	XXX	XXX
34	Burkett, Joey	8/-	XXX	XXX	XXX	XXX	XXX	XXX	XXX	XXX
62	Chappell, T.	8/6	XXX	XXX	START	START	START	START	START	START
28	Cheadle, Logan	7/-	XXX	...	XXX	XXX	XXX	XXX	XXX	XXX
55	Crawford, Nate	7/5	START	START	START	START	...	XXX	XXX	START
70	Cuellar, Malik	6/-	XXX	XXX	XXX	XXX	...	XXX	...	XXX
80	Culkin, Sean	6/6	START	START	START	START	START	START
7X	Dennis, Kenya	8/7	START	START	START	START	START	START	XXX	START
15	Dilosa, K.	7/1	START	XXX	...	XXX	XXX	XXX	XXX	XXX
82	Echard, Clayton	8/1	XXX	XXX	XXX	XXX	START	XXX	XXX	XXX
68	Fairchild, Mike	1/-	XXX
6Z	Fatony, Corey	8/-	XXX	XXX	XXX	XXX	XXX	XXX	XXX	XXX
6Y	Frazier, M.	8/3	START	START	START	XXX	XXX	XXX	XXX	XXX
5X	Gibson, John	8/-	XXX	XXX	XXX	XXX	XXX	XXX	XXX	XXX
40	Green, Clarence	7/-	XXX	XXX	XXX	XXX	XXX	XXX	...	XXX
84	Hall, Emanuel	7/-	XXX	...	XXX	XXX	XXX	XXX	XXX	XXX
73	Hall, Mitch	8/8	START	START	START	START	START	START	START	START
24	Hall, Terez	8/-	XXX	XXX	XXX	XXX	XXX	XXX	XXX	XXX
32	Hansbrough, R.	7/7	START	START	...	START	START	START	START	START
91	Harris, Charles	8/8	START	START	START	START	START	START	START	START
95	Hatley, Rickey	8/5	START	START	START	XXX	XXX	XXX	START	START
33	Hilton, Cam	8/1	XXX	XXX	XXX	XXX	XXX	START	XXX	XXX
1D	Hines, A.	5/-	XXX	...	XXX	XXX	XXX	XXX
88	Howard, Nate	7/-	XXX	XXX	XXX	XXX	XXX	XXX	XXX	...
35	Hunt, Tyler	8/-	XXX	XXX	XXX	XXX	XXX	XXX	XXX	XXX
86	Hurell, Jake	6/-	XXX	XXX	XXX	...	XXX	XXX	...	XXX
5Y	Jones, Grant	7/-	XXX	XXX	XXX	...	XXX	XXX	XXX	XXX
41	Laurent, Eric	4/-	XXX	XXX	XXX	...	XXX
4X	Lee, Brandon	7/-	XXX	XXX	XXX	...	XXX	XXX	XXX	XXX
18	Leftwich, W.	7/7	...	START	START	START	START	START	START	START
3	Lock, Drew	8/4	XXX	XXX	XXX	XXX	START	START	START	START

The Automated ScoreBook
Mizzou Games Played (as of Oct 24, 2015)
All games

##	PLAYER	GP-GS	SEMO	ASU	UCONN	UK	SC	UF	UGA	VANDY
96	Logan, A.J.	8/-	XXX	XXX	XXX	XXX	XXX	XXX	XXX	XXX
7	Mauk, Maty	5/5	START	START	START	START	START	...
60	McGovern, C.	8/8	START	START	START	START	START	START	START	START
63	McNulty, Brad	7/3	XXX	...	XXX	XXX	START	START	START	XXX
6	Moore, J'Mon	8/8	START	START	START	START	START	START	START	START
8Y	Moore, Josh	7/-	XXX	XXX	XXX	...	XXX	XXX	XXX	XXX
25	Newsom, Donavin	8/8	START	START	START	START	START	START	START	START
71	Pendleton, K.	1/-	XXX
1Y	Penton, Aarion	8/8	START	START	START	START	START	START	START	START
9	Printz, Eddie	5/-	XXX	XXX	XXX	...	XXX	XXX
10	Reese, Jason	8/-	XXX	XXX	XXX	XXX	XXX	XXX	XXX	XXX
16	Richard, T.	3/-	XXX	XXX	...	XXX
6X	Ross, Tavon	6/-	XXX	...	XXX	...	XXX	XXX	XXX	XXX
30	Scherer, M.	8/8	START	START	START	START	START	START	START	START
52	Serrano, Eddie	1/-	...	XXX
22	Sherrils, A.	8/8	START	START	START	START	START	START	START	START
12	Simon, Ian	8/8	START	START	START	START	START	START	START	START
36	Steward, Morgan	3/-	XXX	XXX	XXX
31	Stribling, F.	3/-	XXX	XXX	XXX
20	Walters, Trevon	1/-	XXX
32	Williams, S.	3/-	XXX	XXX	XXX
8X	Wilson, Thomas	8/-	XXX	XXX	XXX	XXX	XXX	XXX	XXX	XXX
14	Wingo, Ray	7/-	XXX	XXX	XXX	XXX	XXX	XXX	XXX	...
21	Witter, Ish	8/1	XXX	XXX	START	XXX	XXX	XXX	XXX	XXX