



BACK-TO-BACK SEC EAST CHAMPIONS // FIFTH-MOST WINS AMONG POWER 5 SINCE 2007 // #MIZZOUMADE

2015 SCHEDULE

DATE	OPPONENT	TV	SCORE/TIME (CT)
SEPT. 5	Southeast Missouri	SEC NETWORK+	W, 34-3
SEPT. 12	at Arkansas St.	ESPN3	W, 27-20
SEPT. 19	UConn	ESPN	W, 9-6
SEPT. 26	at Kentucky	SEC Network	L, 21-13
OCT. 3	SOUTH CAROLINA	SEC NETWORK	W, 24-10
OCT. 10	FLORIDA	TBA	6:30 PM
OCT. 17	at Georgia	TBA	TBA
OCT. 24	at Vanderbilt	TBA	TBA
OCT. 31	OPEN DATE		
NOV. 5	MISSISSIPPI ST.	ESPN	8 PM
NOV. 14	BYU (in Kansas City)*	TBA	TBA
NOV. 21	TENNESSEE	TBA	TBA
Nov. 27	at Arkansas	CBS	1:30 PM.

Bold denotes home games in Columbia, Mo., at Memorial Stadium

All times listed are central

* - Nov. 14 game vs. BYU will be played at Arrowhead Stadium in Kansas City, Mo., home of the NFL's Kansas City Chiefs

• Mizzou's record at NFL stadiums under Pinkel (9-1)

GAME

6

MIZZOU TIGERS (4-1, 1-1 SEC) vs. #11/12 FLORIDA (5-0, 3-0 SEC)

SATURDAY, OCT. 10, 2015 // 6:30 PM (CT) // MEMORIAL STADIUM



@MizzouFootball

4-1 (1-1 SEC)

PTS/GAME	21.4
PTS ALLOWED/GAME	12.0
RUSH YDS/GAME	119.4
RUSH YDS ALLOWED/GAME	109.4
PASSING YDS/GAME	203.0
PASSING YDS ALLOWED/GAME	154.2
TOTAL OFFENSE/GAME	322.4
TOTAL OFFENSE ALLOWED/GAME	263.6
TIME OF POSSESSION	29:21
3RD DOWN	30-of-73 (41%)
RED ZONE SCORES	11-of-12

HEAD COACH	Gary Pinkel (Kent St., '73)
SEASON RECORD	4-1 (15th Season)
CAREER	190-104-3 (25th) // 117-67 at MU
RECORD VS. FLORIDA	2-1

SERIES INFORMATION

ALL-TIME SERIES	Fifth meeting
IN COLUMBIA	1-0
IN GAINESVILLE	1-1
NEUTRAL SITE	1-0
LAST MEETING	Mizzou - 42-13
	Oct. 18, 2014 in Gainesville

FOLLOW #MIZZOU

ON TELEVISION	SEC Network
	6:30 PM
	Brent Musberger (Play-by-Play)
	Jesse Palmer (Analyst)
	Maria Taylor (Sideline)
ON RADIO	Tiger Radio Network
	Mike Kelly (Play-by-Play)
	Howard Richards (Analyst)
	Chris Gervino (Sideline)
	Sirius (93); XM (191)
ONLINE	@MizzouFootball
	MUTigers.com
	Mizzou.StatBroadcast.com



@GatorFB

5-0 (3-0 SEC)

PTS/GAME	34.4
PTS ALLOWED/GAME	16.6
RUSH YDS/GAME	140.6
RUSH YDS ALLOWED/GAME	97.8
PASSING YDS/GAME	253.6
PASSING YDS ALLOWED/GAME	206.4
TOTAL OFFENSE/GAME	394.2
TOTAL OFFENSE ALLOWED/GAME	304.2
TIME OF POSSESSION	32:10
3RD DOWN	27-of-70 (39%)
RED ZONE SCORES	21-of-25

HEAD COACH	Jim McElwain (Florida '89)
SEASON RECORD	5-0 (first season)
CAREER RECORD	22-16 (fourth season)
RECORD VS. MIZZOU	0-0

#MIZZOUMusings

- ▶ A win would...
 - Be Mizzou's third consecutive over Florida after a 42-13 win over the Gators in Gainesville a year ago.
 - Be Mizzou's seventh consecutive home win.
 - Improve Mizzou to 5-1 or better for the seventh time under head coach **Gary Pinkel**. Mizzou reached a bowl in all six seasons in which it won five of its first six games.
 - Improve Mizzou to 14-7 against SEC East teams since joining the SEC for the 2012 season.
 - Improve Mizzou to 4-1 all-time against Florida and 2-0 against the Gators in Columbia.

#HomecomingHistory - Where is all started!

- MU has a 60-38-5 record in Homecoming games over the years. Not surprisingly, former rival Kansas has been its most common opponent for the game - with MU holding an 18-7-2 edge in 27 such meetings - although the two did not meet on Homecoming from 1960 until 2000 in Columbia.
- Mizzou has won 10 of its last 13 Homecoming games, including a landmark 36-27 win over BCS #1-ranked Oklahoma in 2010 (36-27). The Tigers also got their first-ever SEC win in the 2012 Homecoming tilt against Kentucky (a 33-10 Tiger victory). Mizzou's last loss on Homecoming was a 27-24 double overtime defeat in 2013 at the hands of South Carolina.
- Last year, Mizzou used a pair of Bud Sasser TD grabs to run away from Vanderbilt, 24-10.

HOMECOMING AT MIZZOU

Overall from 1890-2014 (60-38-5)

2002	MU 36, Kansas 12
2003	MU 62, Texas 31
2004	Oklahoma St. 20, MU 17
2005	MU 27, Iowa State 24 (OT)
2006	MU 41, Kansas State 21
2007	MU 41, Texas Tech 10
2008	MU 58, Colorado 0
2009	Texas 41, MU 7
2010	MU 36, Oklahoma 27
2011	MU 52, Iowa State 17
2012	MU 33, Kentucky 10
2013	South Carolina 27, MU 24 (2OT)
2014	MU 24, Vanderbilt 14

#MIZZOU STORYLINES

- The Missouri Tigers (4-1 overall, 1-1 in SEC play) wrap up a brief two-game homestand this Saturday as they play host to the upstart Florida Gators (5-0, 3-0) in Mizzou's 104th Homecoming game. Kickoff for the game is set for 6:30 p.m. (central time), with the game televised on the SEC Network.
- Mizzou is coming off of a solid 24-10 home win over South Carolina last Saturday, as the Tigers got outstanding play on both sides of the ball which allowed them to bounce back from a loss the previous week at Kentucky. True freshman QB Drew Lock got his first collegiate start and didn't disappoint, as he completed 21-of-28 passes for 136 yards and two touchdowns, without an interception, while the running game posted a season-high 163 yards on the ground to complement his play. The Tiger defense was up to its old tricks, limiting South Carolina to just 298 yards of offense while grabbing three interceptions to win the turnover battle, 3-0.
- Florida comes into Saturday's game riding a five-game winning streak that has seen the Gators climb to #11 in the national polls. The Gators are fresh off of a very impressive 38-10 home win over then-3rd ranked and previously undefeated Ole Miss. Florida had four first-half TD passes from redshirt freshman QB Will Grier as they sped to a 25-0 halftime lead, and never looked back.

104TH MIZZOU HOMECOMING - A TRADITION UNLIKE ANY OTHER

Legend says that the Homecoming tradition got its start at the University of Missouri in 1911, thanks to the vision and efforts of Chester L. Brewer, MU's Director of Athletics at the time. Although Illinois staged a similar celebration in 1910, Missouri claims its 1911 effort as one of the first formal Homecoming celebrations surrounding a football game.

- That year, the Missouri-Kansas game was to be played on a college campus for the first time ever. Previously, the game had been played in either Kansas City or St. Joseph, and Missouri trailed in the series by a 12-5-3 count at the time.
- Brewer wanted to add some spice to the season-ending game in Columbia, so he issued a plea to Mizzou alumni and especially to former Tiger football players to "Come Home" for the game. They did just that, with a record crowd of 9,000 overflowing old Rollins Field.
- With four minutes to play, and MU trailing by three, Tiger captain Glen Shuck booted a tying field goal from a difficult angle. Then, little Billy Blees caught a rampaging KU fullback in the open field in the final seconds to preserve the tie, and was carried off the field a hero. Hence, "Homecoming" was born.

#THEBEASTIEBOYS - THE O-LINE



LT Connor **McGOVERN**

60

RS SR // 6-4 // 300 // FARGO, N.D.

GP	GS	C-GP	C-GS
5	5	42	33
<ul style="list-style-type: none"> ► Moves to LT in 2015, taking over for 2nd round NFL Draft pick Mitch Morse ► Strongest guy on team ► Two-time SEC Honor Roll member 			




LG Brad **McNULTY**

63

RS SR // 6-4 // 305 // ALLEN, TEXAS

GP	GS	C-GP	C-GS
4	1	38	11
<ul style="list-style-type: none"> ► Has started 11 games in his career ► One of five seniors among the 2-deep on the line for Mizzou. 			



C Evan **BOEHM**

77

SR // 6-3 // 310 // LEE'S SUMMIT, MO.

All-SEC 3rd Team			
GP	GS	C-GP	C-GS
5	5	45	45
<ul style="list-style-type: none"> ► Senior captain ► Has started 45 straight games, including 33 at center and 12 at LG. ► Rimington and Outland Watch List ► One of top NFL Draft prospects at C 			



RG Mitch **HALL**

73

RS SR // 6-5 // 310 // RUSSELLVILLE, ARK.

GP	GS	C-GP	C-GS
5	5	31	10
<ul style="list-style-type: none"> ► Started five games at RG in 2014 and occupies the same spot in 2015 ► Transfer from Ole Miss (2012) ► Valuable member of the FG/PAT protection team in 2014 			



RT Nate **CRAWFORD**

55

RS SO // 6-5 // 310 // PENSACOLA, FLA.

GP	GS	C-GP	C-GS
4	4	7	4
<ul style="list-style-type: none"> ► Entering first season as a starter ► Switching from LT to RT in 2015 ► Back on the depth chart after suffering an ankle injury at UK - missed win over SC. 			

NOTES ON THE LINE (C-GS denotes career games started, C-GP denotes career games played)

- Mizzou's O-line boasts 103 career starts with four of five spots being occupied by seniors. **Evan Boehm** leads the group with 45 career starts while **Connor McGovern** has 33.
- **Evan Boehm** is just six starts shy of breaking Mizzou's all-time school record for starts in a career.
- Average weight: 307 pounds // Average height: 6-4

#PLAYMAKERS - THE BACKFIELD/SPECIALISTS



QB Drew **LOCK**

3

FR // 6-4 // 205 // LEE'S SUMMIT, MO.

C-ATT	YDS	RA-YD	TD-INT
36-53	361	10- -9	3-1
<ul style="list-style-type: none"> ► Atop depth for 2nd straight week. ► First true FR QB to start a game at Mizzou since 1995. ► 2nd-best completion % for a debut QB (start) under Pinkel vs. SC 			



TB Russell **HANSBROUGH**

32

SR // 5-9 // 195 // ARLINGTON, TEXAS

All-SEC 3rd Team			
ATT-YD	AVG.	REC-YD	TDs
24-92	3.8	4-16	0
<ul style="list-style-type: none"> ► Became sixth RB under Pinkel to rush for 2,000 career yards last Saturday vs. South Carolina. ► Is the 15th Tiger to hit 2,000 career rushing yards 			



TB Ish **WITTER**

21

SO // 5-10 // 190 // TAMPA, FLA.

ATT-YD	AVG.	REC-YD	TDs
70-285	4.1	7-46	0
<ul style="list-style-type: none"> ► Set career-highs in carries (17), yards (98) and long run (17 yards) last Saturday vs. SC. ► Has led Mizzou in carries in every game this season. 			

NOTES ON BACKFIELD

- Freshman QB **Drew Lock** was the first true freshman quarterback to start for Mizzou since Corby Jones when he started against Oklahoma State (Oct. 21, 1995). Lock also continues the streak of every Pinkel QB getting a win in his first career start, joining Brad Smith (2002 vs. Illinois), Chase Daniel (2006 vs. Murray State), Blaine Gabbert (2009 vs. Illinois), James Franklin (2011 vs. Miami [OH]), Corbin Berkstresser (2012 vs. Arizona State), and Maty Mauk (2013 vs. Florida). Lock completed 21-of-28 passes for 136 yards and two touchdowns. His completion rate of 75.0-percent stands as the second-best debut start for a Pinkel era quarterback. Blaine Gabbert completed 25-of-33 passes (75.8%) vs. Illinois in 2009.

#GOINGDEEP - THE PASS CATCHERS



TE Clayton **ECHARD**

82

RS SR // 6-5 // 260 // EUREKA, MO.

C-YDs	AVG	LNG	TD
1-6	6.0	6	0
<ul style="list-style-type: none"> ► Moves to No. 1 on the depth chart this week ► Brings size & versatility to TE spot ► Led team in catches in 2nd spring scrimmage 			



X J'Mon **MOORE**

6

RS SO // 6-3 // 190 // MISSOURI CITY, TEXAS

C-YDs	AVG	LNG	TD
15-173	11.5	27	2
<ul style="list-style-type: none"> ► Hauled in first career TD vs. SEMO ► 6 catches (39 yards) vs. UConn ► 2 catches (24 yds) w/ a TD at UK ► 2nd on team in catches and yards ► 2 catches (19 yds) vs. S. Carolina 			



H Nate **BROWN**

2

SO // 6-3 // 205 // SUWANEE, GA.

C-YDs	AVG	LNG	TD
17-192	11.3	25	4
<ul style="list-style-type: none"> ► Leads team in catches, yards, TDs ► Became first Tiger since Bud Sasser (Jan. 1, 2015) with multiple TD grabs in the same game last weekend vs. SC 			



Z Wesley **LEFTWICH**

18


RS SR // 6-1 // 205 // COLUMBIA, MO.

C-YDs	AVG	LNG	TD
8-101	12.6	32	1
<ul style="list-style-type: none"> ► Hauled in first career TD at Arkansas State, a 32-yard strike. ► Missed week 1 with a sore knee. ► Career-highs in catches (3) and yards (44) at UK 			

NOTES ON THE WIDEOUTS/TIGHT ENDS

- **J'Mon Moore**, **Wesley Leftwich** and **Nate Brown** have each hauled in their first career TDs this season.
- 16 different Tigers have caught a pass this season.
- This foursome has combined for 41 of Mizzou's 93 catches this season.


#DLINEZOU



DE
56
Walter **BRADY**
RS FR // 6-3 // 255 // FLORENCE, ALA.

TCK	TFL-S	QBH	INT
13	7.5-5.0	2	1


- Has four sacks and an INT over his last two home games (UConn, SC).
- 2nd in SEC (12th NCAA) with 5 sacks - leads all FR nationally in sacks
- First career INT vs. SC last week



DT
79
Terry **BECKNER, Jr.**
FR // 6-4 // 300 // EAST ST. LOUIS, ILL.

TCK	TFL-S	QBH	PBU
9	3.0-0	1	1


- Impressed in collegiate debut vs. SEMO with 4 tackles and a TFL.
- 2 tackles, 1.0 TFL vs. UConn
- 3 tackles, 1 TFL at UK (1st start)



DT
97
Josh **AUGUSTA**
JR // 6-4 // 335 // PEORIA, ILL.

TCK	TFL-S	QBH	PBU
8	3.0-0	1	1

- Junior w/ incredibly high ceiling
- 2.0 TFLs in win over UConn
- 2 tackles vs. both UK and SC
- Nicknamed 'Juggernaut' after the comic book X-Men villain.



DE
91
Charles **HARRIS**
RS SO // 6-3 // 255 // KANSAS CITY, MO.

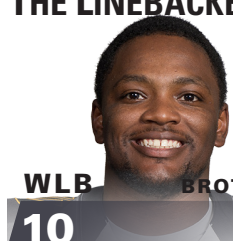
TCK	TFL-S	QBH	FF
23	9.5-3.0	4	1

- 4th in nation in total TFLs (9.5) and 8th in TFLs per game (1.9)
- 4 tackles, QBH vs. SC last week
- 3 tackles (3.0 TFLs) vs. UConn
- 6 tackles, 1.5 TFLs vs. UK

NOTES ON #DLINEZOU

- The defensive end duo of **Charles Harris** and **Walter Brady** has emerged as one of the best in the nation, combining for 17 tackles for loss over five games. To put that mark into perspective, Missouri's dominating pass rush edge player from a season ago - **Shane Ray** and **Markus Golden**, who were drafted in the first and second rounds, respectively, last spring - were just one TFL better than where Harris and Brady are through five games.
- Both rank in the top 50 nationally in TFLs while (Harris is eighth) while Brady checks in at 12th nationally in sacks through five games.
- Missouri leads the SEC and is second nationally with 48 tackles for loss and has at least seven TFLs in each game this season.

#BASHBROTHERS - THE LINEBACKERS




WLB
10
Kentrell **BROTHERS**
RS SR // 6-1 // 235 // GUTHRIE, OKLA.

TKL	TFL-S	INT	PBU
59	4.5-0.5	2	1

All-SEC 2nd Team


- Third in the nation in total tackles and fourth in tackles for game. Leads the SEC in both categories
- Played last Saturday despite hurting ankle at UK - tallied 7 stops



MLB
30
Michael **SCHERER**
RS JR // 6-3 // 235 // ST. LOUIS, MO.

TKL	TFL-S	FF	PBU
33	5.0-0	0	1

- 2nd on the team with 33 tackles.
- Third on the team with his 5.0 TFLs
- 2 tackles w/ a PBU vs. UConn.
- Season-high 9 tackles at UK and last week vs. SC - also had a TFL vs SC



SLB
25
Donavin **NEWSOM**
RS JR // 6-2 // 230 // ST. LOUIS, MO.


TKL	TFL-S	FF	PBU
22	3.5-1.5	0	1

- Season-high 7 tackles, 1st career sack, career-high 2.0 TFLs at UK
- 3 tackles, 0.5 TFLs vs. SC last wk
- Had a key 4th-down PBU vs. UConn, saving a TD.

NOTES ON THE LINEBACKERS

- There haven't been many linebackers in the nation better than **Kentrell Brothers** through the first five weeks of the season. He is third nationally with 59 tackles and fourth in tackles per game (leads SEC in both). He also has a pair of INTs and two blocked kicks.
- Missouri's starting linebackers have combined for 95 of Missouri's 277 tackles this season. Newsom and Scherer each tallied season-high tackle totals at Kentucky two weeks ago while totalling 2.5 TFLs.


#NOFLYZONE - THE SECONDARY



CB
11
Aarion **PENTON**
JR // 5-10 // 190 // ST. LOUIS, MO.

TKL	PBU	TFL	INT
24	2	1.5	0


- Third on the team with 24 tackles, leading all players in the secondary.
- 5 tackles, PBU, QBH vs. UConn
- 5 tackles, FF, PBU at UK
- 5 tackles vs. UK



FS
21
Ian **SIMON**
RS FR // 6-0 // 195 // MANSFIELD, TEXAS

TKL	PBU	FR	INT
15	3	1	1


- Senior captain
- Recovered a fumble vs. SEMO
- 5 tackles at Arkansas State
- 3 tackles w/ a PBU vs. UConn
- INT, PBU and 3 tackles vs. SC.



SS
22
Anthony **SHERRILLS**
RS SO // 6-0 // 190 // KANSAS CITY, MO.

TKL	PBU	TFL	INT
22	1	1.0	1

- Career-high 6 tkl, 1.0 TFL at ASU
- Hauled in game-clinching INT - the first of his career - with less than a minute to play vs. UConn.
- 5 tackles at UK and vs. SC last wk



CB
7
Kenya **DENNIS**
SR // 5-11 // 200 // LELAND, MISS.

TKL	PBU	TFL	INT
19	1	1.0-10	1

- Senior captain
- Hauled in first INT of the season last week against SC, the first of three straight drive-ending picks by the Tigers.

NOTES ON THE SECONDARY

- Missouri leads the SEC with seven interceptions and is coming off its second three-interception game of the season last Saturday vs. South Carolina. **Ian Simon** and **Kenya Dennis** each had a pick in that win. Missouri last had two separate three-interception games in 2013, doing so in the first three games that season (vs. Murray State, Toledo and at Indiana).
- Missouri leads the SEC in pass defense and ranks 13th nationally, allowing just 154.2 yards per game.

#THEBEASTIEBOYS - THE O-LINE

LT **CUELLAR** Malik

70

JR // 6-5 // 300 // FORTUNA, CALIF.

GP	GS	C-GP	C-GS
4	0	4	0

► Junior college transfer who provides great, quality depth at the ever important LT spot.
► Valuable member of FG/PAT protection unit.

LG **ABELN** Alec

57

RS SO // 6-3 // 290 // ST. LOUIS, MO.

GP	GS	C-GP	C-GS
4	4	2	2

► Started at LG before shifting to C to replace an injured Evan Boehm vs. SEMO.
► Mother, Julie, was Truman the Tiger mascot at Mizzou

C **BAILEY** Sam

56

RS FR // 6-4 // 280 // LAMAR, MO.

GP	GS	C-GP	C-GS
1	0	1	0

► One of 10 in-state signees in 2014 class.
► Played TE and DE in high school before switching to OL at Mizzou

RG **PENDLETON** Kevin

71

RS FR // 6-4 // 315 // LEE'S SUMMIT, MO.

GP	GS	C-GP	C-GS
1	0	1	0

► Played for Evan Boehm's father, Royce Boehm, at Lee's Summit West.
► Has a model car collection that is a very big hobby for him.

RT **CHAPPELL** Taylor

62

RS SR // 6-5 // 305 // CANADIAN, TEXAS

GP	GS	C-GP	C-GS
5	3	22	13

► Started final 10 games of '14 at RT
► Started 2015 at LG
► Moved back to RT in place of an injured Nate Crawford at UK last Sat.
► SEC Honor Roll member

NOTES ON THE LINE RESERVES (C-GS denotes career games started, C-GP denotes career games played)

- Average weight: 298 pounds with three checking in at 300 or bigger // Average height: 6-4 1/2.
- The O-Line reserves boast 37 career games played and 15 starts.

#PLAYMAKERS - THE BACKFIELD/SPECIALISTS RESERVES

QB **PRINTZ** Eddie

9

RS SO // 6-3 // 205 // MARIETTA, GA.

C-ATT	YDS	RA-YD	TD-INT
0-0	0	0-0	0-0

► Moves to No. 2 on the depth chart this week behind Drew Lock.
► Serves as team's holder on FG/PAT
► 2015 Spring Team Most Improved QB

TB **HUNT** Tyler

35

SR // 5-11 // 210 // HUNTSVILLE, MO.

ATT-YD	AVG.	REC-YD	TDs
13-49	3.8	4-166	1

► Has two longest pass catches by a Tiger this season (78 yards vs. SEMO, longest TD pass at Mizzou since 2013) and a 51-yard catch vs. UConn.
► 3 carries (17 yards) vs. SC last wk

TB **ABBINGTON** Chase

39

RS SO // 6-2 // 215 // ST. LOUIS, MO.

ATT-YD	AVG.	REC-YD	TDs
5-27	5.4	0-0	0

► Went to Hutchinson CC, the alma mater of former Tiger and current Arizona Cardinal Markus Golden.
► Has 5 carries this season and is averaging 5.4 yards per carry

NOTES ON BACKFIELD RESERVES

- Mizzou's backup running backs will be key in 2015 as they will look to lighten the workload of 1,000-yard rusher **Russell Hansbrough**, who is nursing a sore ankle.
- Mizzou has not had a running back with more than 215 carries since Zack Abnon in 2003, so the back-up running backs will obviously be important in the Tigers' running attack.

#GOINGDEEP - THE PASS CATCHER RESERVES

TE **REESE** Jason

10

SO // 6-5 // 250 // EULESS, TEXAS

C-YDs	AVG	LNG	TD
10-92	9.2	21	0

► 9 catches for 87 yards over the last two games as he is emerging in the passing game.
► 6 catches for 47 yards, both career-highs, against SC last Saturday.

X **BLAIR** DeSean

17

RS FR // 6-3 // 190 // JACKSONVILLE, FLA.

C-YDs	AVG	LNG	TD
1-21	21.0	21	0

► 2015 Team Most Improved WR during spring practice
► No. 50 WR prospect in the nation coming out of HS by ESPN. Had offers from Nebraska, Louisville, Maryland.

H **Wingo** Ray

14

RS FR // 5-11 // 180 // SUWANEE, GA.

C-YDs	AVG	LNG	TD
3-23	7.7	13	0

► Started his career at DB but has moved to WR
► Tremendous athlete who could also factor into kicking game.
► Had 1 catch (13 yards) at UK

Z **DILOSA** Keyon

15

RS FR // 6-3 // 200 // ROUND ROCK, TEXAS


C-YDs	AVG	LNG	TD
6-49	8.2	16	0

► Tied for team lead with three catches in first career start vs. SEMO

NOTES ON THE WIDEOUTS/TIGHT ENDS

- While young, the backup wideouts have a tremendous amount of talent and athleticism.
- Reese has reset career-highs in catches and yards in each of the last two weeks, seeing more playing time after starting TE **Sean Culkin** went down with a knee injury vs. Kentucky.
- Blair returns to the No. 2 spot at X after missing two weeks with a concussion.


#DLINEZOU



DE
16
Marcell FRAZIER
JR // 6-5 // 265 // PORTLAND, Ore.

TCK	TFL-S	QBH	FF
7	3.5-1.0	2	0


- ▶ 3 tackles w/ 1.5 tackles for loss at Arkansas State.
- ▶ 1 TFL vs. UConn and 1 tackle at UK
- ▶ First career sack last weekend vs. South Carolina.



DT
96
A.J. LOGAN
RS SO // 6-2 // 310 // COLUMBIA, MO.

TCK	TFL-S	QBH	FF
4	1.0-0	0	1


- ▶ Forced a fumble with a TFL last weekend against UConn.
- ▶ 2 tackles at UK
- ▶ Local product out of Rock Bridge High School.



DT
95
Rickey HATLEY
RS JR // 6-4 // 300 // ATLANTA, TEXAS

TCK	TFL-S	QBH	FF
11	1.5-0	1	0

- ▶ Had 3 tackles, 1 QBH and a TFL in the season-opener vs. SEMO.
- ▶ 2 tackles (0.5 TFL) at Ark. State.
- ▶ 3 tackles vs. UConn.
- ▶ 3 tackles last weekend vs. SC.



DE
88
Nate HOWARD
FR // 6-4 // 240 // ST. LOUIS, MO.

TCK	TFL-S	QBH	FF
5	1.5-0	1	0

- ▶ Incredible motor helped him with the No. 2 job as a true freshman during camp.
- ▶ One tackle and a QBH last week vs. South Carolina.

NOTES ON #DLINEZOU RESERVES

- ▶ The #DLineZOU reserves feature plenty of youth but tremendous upside, with not one senior on the defensive line. The top eight in rotation breakdown: 3 freshmen, 2 sophomores and 3 juniors.
- ▶ #DLineZOU back-ups have compiled 7.5 TFLs this season.

#BASHBROTHERS - THE LINEBACKERS



WS
34
Joey BURKETT
RS SO // 6-2 // 210 // JEFFERSON CITY, MO.

TKL	TFL-S	FF	PBU
8	0.0-0	0	0


- ▶ Had six tackles in opener vs. SEMO, third-most on team.
- ▶ 1 tackle at Arkansas State, UK
- ▶ Went to high school 30 minutes from Columbia in Jefferson City.



MLB
4
Brandon LEE
RS FR // 6-2 // 220 // INDIANAPOLIS, IND.

TKL	TFL-S	FF	PBU
1	0.0-0	0	1

- ▶ Incredible athlete who was rated as a four-star LB and the nation's No. 16 LB prospect by ESPN.
- ▶ Had offers from Michigan State, Oregon, Virginia Tech and Penn State.



SLB
40
Clarence GREEN
RS SR // 6-0 // 220 // CLUTE, TEXAS

TKL	TFL-S	BLK	SFTY
18	0.5-0	1	1

- ▶ 5 tackles in season-opener vs. SEMO - 1 tackle at Arkansas State
- ▶ Block punt, scored safety vs. UConn
- ▶ Career-high 8 tackles at UK

NOTES ON THE LINEBACKER RESERVES

- ▶ Senior **Clarence Green** highlights the reserves, playing in 29 games in his career, including all 14 a season ago. He had a season- and career-high eight tackles against Kentucky.
- ▶ MLB **Brandon Lee** redshirted a season ago, but is an incredible athlete who was rated as a four-star LB prospect out of high school.
- ▶ **Joey Burkett** was the state's No. 9 overall recruit out of high school.

#NOFLYZONE - THE SECONDARY RESERVES



CB
28
Logan CHEADLE
SO // 5-10 // 180 // LEE'S SUMMIT, MO.

TKL	PBU	PD	INT
5	0	0	0

- ▶ Tallied two tackles, his first of the season, last week vs. UConn
- ▶ Career-high 3 tackles at UK
- ▶ Cousin of actor Don Cheadle (Oceans 11, Hotel Rwanda, Iron Man 2)



FS
8
Thomas WILSON
SO // 5-10 // 190 // SUWANEE, GA.

TKL	PBU	TFL	INT
4	0	0.5	0

- ▶ One of four true freshmen to play for Mizzou in 2014, tallying 17 tackles, 1.0 TFL and 1 pass break-up
- ▶ First Team All-State in Georgia as a HS senior.



SS
3
Cortland BROWNING
RS SR // 6-1 // 205 // TYLER, TEXAS

TKL	PBU	PD	INT
7	0	0	0

- ▶ Missed season-opener vs. SEMO with hamstring strain.
- ▶ Healthy for Arkansas State and matched then career-high 2 tackles
- ▶ Career-high three tackles at UK



CB
5
John GIBSON
RS JR // 6-0 // 190 // MISSOURI CITY, TEXAS


TKL	PBU	TFL	INT
6	2	0-0	1-35

- ▶ Hauled in second career INT and returned it 35 yards into the red zone to set up a TD in Mizzou's win at Arkansas State
- ▶ Three tackles at UK- PBU vs. SC

NOTES ON THE SECONDARY

- ▶ An experienced group for secondary coaches **Cornell Ford** and **Ryan Walters**, all four secondary reserves have seen plenty of game action this season.
- ▶ Both Cheadle and Wilson were true freshmen who saw game action last season - two of just four Mizzou true freshmen to play in 2014.
- ▶ **John Gibson** had a huge interception at Arkansas State, leading to a TD in Mizzou's road win.

#SPECIALISTS - KICKERS




PK
99

Andrew
BAGGETT

RS SR // 6-1 // 215 // LEE'S SUMMIT, MO.

FG	LNG	PAT	KO
7-8	41	12-12	0-0

- ▶ 38 points shy of being Mizzou's all-time leading scorer.
- ▶ Career FG: 57-78, PATs: 154-163.
- ▶ Baggett had the Mizzou single game scoring record vs. Florida in 2013



P/KO
26

Corey
FATONY

FR // 6-0 // 185 // FRANKLIN, TENN.


P-YDS	AVG.	TB	I-20
29-1232	42.5	3	11

- ▶ Handles both punting and kick-off duties for Mizzou as a freshman
- ▶ 11 of his 29 punts have pinned opponent inside 20.

NOTES ON THE KICKERS

- ▶ Senior FG kicker **Andrew Baggett** is second on Mizzou's career scoring list and should break that mark this season along with the career FG and PAT records at Mizzou.
- ▶ Freshman **Corey Fatony** won the battle for the starting punter job and also for kickoffs. He has eight punts of 50+ yards this season and 11 inside the 20.
- ▶ Fatony pinned UConn inside the 10 twice and did the same thing at Arkansas State the week prior. He had five inside the 20, including three inside the 10 at UK.

#SPECIALISTS - RETURNERS




PR
33

Cam
HILTON

FR // 6-0 // 180 // ST. LOUIS, MO.

PR	YDS	AVG.	TD
1	10	10.0	0

- ▶ Took over punt return duties vs. SC, returning one for 10 yards.
- ▶ Began season as safety but has moved to WR/PR as coaches look to get him the ball - phenomenal athlete




PR
11

Aarion
PENTON

JR // 5-10 // 190 // ST. LOUIS, MO.

PR	YDS	AVG.	TD
9	82	9.1	1

- ▶ Had a punt return TD on a blocked pooch-punt in the third quarter vs. SEMO.
- ▶ 8th in SEC in punt return average



KR
5

John
GIBSON

RS JR // 6-0 // 190 // MISSOURI CITY, TEXAS

KR	YDS	AVG.	TD
1	9	9.0	0.0

- ▶ Tremendous athlete at the position - nicknamed JG by team.
- ▶ Has played in 31 games over the last two seasons

NOTES ON THE RETURNERS

- ▶ All three players are in their first year as starting kick returners, taking over for All-American return man **Marcus Murphy**, who is now with the New Orleans Saints.
- ▶ Penton scored a punt return TD on a blocked punt last week vs. SEMO - it was the first punt blocked for a TD by Mizzou since 2003.
- ▶ **Cam Hilton** and **John Gibson** enter week 6 as the starters at punt returner/kick returner, respectively.

QUICK STRIKES...OFFENSE NOTABLES

CURRENT TIGERS VS. FLORIDA

▶ Here's a quick look at some career numbers that current Tigers have put together against Florida over the previous three matchups:...

Andrew Baggett

2013 – 18 points (MU single-game record), 5-of-5 FGs, 3 PATs...
Career – 7-of-8 FGs, 8-of-8 PATs...

Eric Beisel

2014 – 4 tackles...

Kentrell Brothers

2013 – 6 tackles, 1.0 TFL...
2014 – 4 tackles, 1.0 TFL, 1 forced fumble...

Kenya Dennis

2014 – 8 tackles (7 solo), 1.0 TFL, 1 PBU, 1 forced fumble...

Russell Hansbrough

Career – 25 rushes, 82 yards, 3.3 avg...

Maty Mauk

2013 – 18-of-36 passing, 295 yards, 1 TD, 1 INT, 6 rushes, 15 yards, 1 TD...
2014 – 6-of-18 passing, 20 yards, 0 TD, 1 INT, 7 rushes, 38 yards...
Career 24-of-54 passing, 315 yards, 1 TD, 2 INT, 13 rushes, 53 yards, 1 TD...

Donavin Newsom

2014 – 4 tackles, 1 QBH...

Aarion Penton

2013 – 3 tackles, 1.0 TFL, 2 PBU, 1 INT...
2014 – 3 tackles...

Michael Scherer

2014 – 7 tackles, 1 fumble recovered...

Ian Simon

2014 – 4 tackles...

MEDIA PROCEDURES

MONDAY

3:30 p.m. - News Conference w/Head Coach Gary Pinkel (MATC Complex)
4 p.m. - Requested players/assistants (MATC)

TUESDAY

10-11 a.m. - Gary Pinkel phone calls (Reserved through SID)

WEDNESDAY

9:30-10:30 a.m. - Gary Pinkel phone calls (Reserved through SID)
11:10 a.m. - Gary Pinkel on SEC Coaches' Weekly Teleconference

GAME CREDENTIALING

Credentials for the Mizzou 2015 home season may be requested online at www.mutigers.com. On the front page, mouse over the "Athletics" link, and click on the "Media Center" link to access the password-protected credentialing site. Password information can be obtained by contacting Kevin Fletcher (fletcherk@missouri.edu).

MIZZOU STRATEGIC COMMUNICATIONS

Mizzou Media Relations personnel assisting you with your coverage of the Mizzou Football team are Associate Athletics Director for Strategic Communications **Chad Moller** and Assistant Director of Strategic Communications **Shawn Davis**.

STAFF DIRECTORY

Chad Moller - Associate Athletics Director
(W) 573/882-0712 (Cell) 573/268-3110

Shawn Davis - Assistant Director
(W) 573/882-0711 (Cell) 573/882-0711

Tyler Koonce - Assistant Director
(W) 573/884-9486 (Cell) 816/205-4500

Ryan Bradley - Sr. Associate Athletics Director
Kate Lakin - Associate Director
Patrick Crawford - Assistant Director
Andy Oldenburg - Assistant Director
Ali Fisher - Digital Media Specialist
RJ Layton - Associate

NUMBERS TO KNOW...

80

wins since 2007. That is tied with Ohio State, USC and Wisconsin for the fifth-most in the nation in that span (power conferences).

5

five conference division titles since 2007, the most in the nation in that span.

6

Mizzou went over 10 wins for the sixth time in program history last season. Five of those six have come under Gary Pinkel (all five since '07).

LAST TIME OUT...

► **Drew Lock** threw two touchdown passes in his first career start and **Russell Hansbrough** became the sixth 2,000-yard rusher of the Gary Pinkel era as Mizzou coasted to a 24-10 win over South Carolina on Saturday afternoon at Memorial Stadium. The win was the sixth straight game, going back to the Citrus Bowl win over Minnesota, that the Tigers have held their opponents to 21 or fewer points. That's the longest such streak for the Tigers dating back to the 2006 season.

► The defense pitched a shutout in the second half with the help of three interceptions and also added four first-half sacks. Walter Brady matched his career-best output with two of those QB takedowns, along with one of the picks. Kentrell Brothers continued his stellar season with another seven tackles (1.5 TFL, including an assisted sack).

► In the first-ever matchup of true-freshman quarterbacks in SEC history, the Tigers (4-1, 1-1 SEC) got on the board first when Lock drove Mizzou down 51 yards on 11 plays, capped off with an 8-yard TD pass to **Nate Brown**.

► After the two teams traded field goals midway through the first half, the Gamecocks tied the game at 10 on a bit of a fluky play. With 9:20 left in the first half, Aarion Penton was in position to intercept Lorenzo Nuñez at the goal line, but it appeared that Pharoah Cooper knocked the ball out of Penton's hands. As the ball fell toward the turf near the 2-yard line, Shon Carson scooped in and snatched the ball out of the air for the score.

► On its next drive, Mizzou pulled away to stay when Lock found Brown in the corner of the south end zone for an eight yard TD. Brown finished the game with 33 yards and tied for the team-lead with six catches to go with the pair of scores.

► The last of the three takeaways set the Tigers up with a short field thanks to Brady's 22-yard interception return. Lock led the Tigers down for another scoring drive, resulting in a one-yard Ish Witter scoring plunge.

► The Gamecocks (2-3, 0-3 SEC) only had the ball twice the rest of the way, and Mizzou ran out the last 6:42 of the game for its sixth consecutive home win, and first over the Gamecocks at Faurot Field.

LAST GAME



24



10

Date: Oct. 3
Location: Memorial Stadium, Columbia, Mo.
Attendance: 66,751

Top Offensive Performer:
I. Witter - 17 rushes, 98 yards, TD
Top Defensive Performer:
M. Scherer - 9 tackles, 1.0 TFL
W. Brady - 3 tackles, 2.0 sacks, INT

A LOOK AT THE OPPONENT... FLORIDA

► Florida enters Saturday's contest at 5-0 and is coming off of a dominating 38-10 victory over No. 3 Ole Miss. The Gators scored early and often in building a 25-0 halftime advantage, led by four first half TD passes from QB Will Grier. For the first time since 2009, Florida had four different receivers catch a scoring pass. The defense recorded 4.0 sacks and forced four turnovers.

► Grier finished 24 of 29 passing for 271 yards against Ole Miss. For the season, he has completed 67 percent of his throws for 996 yards with 10 TDs and only three INTs. RB Kelvin Taylor has rushed for 339 yards on 86 carries (3.9 avg.) with five TDs with a long of 47 yards.

► WR Demarcus Robinson leads the aerial attack with 28 receptions for 251 yards (9.0 avg.) and two TDs. TE Jake McGee has added 16 catches for 134 yards (8.4 avg.) with a score. WR Brandon Powell has a team-leading three TD receptions on 13 catches for 239 yards (18.4 avg.), including a team-long 77-yarder.

SERIES INFORMATION

► Mizzou is 3-1 all-time against Florida, including a 20-18 victory in the 1966 Sugar Bowl. Since then, Mizzou is 2-1 against the Gators since joining the SEC, including winning the only meeting in Columbia in 2013. Florida won the first SEC matchup between the two teams, 14-7, in Gainesville in 2012. Mizzou has won the last two, including a 36-17 win in Columbia in 2013 followed by a 42-13 win in Gainesville last season/

LAST YEAR REWIND: MIZZOU NETS MANY HAPPY RETURNS IN 42-13 WIN AT FLORIDA

► A week after losing the turnover battle 5-0 in a 34-0 home loss to Georgia, the Mizzou Tigers turned the tables in a big way, going plus five in turnovers, and getting touchdowns via kickoff return, punt return, fumble return and interception return on the way to a dominant 42-13 win at Florida.

► All-American return man Marcus Murphy opened things with a 96-yard kickoff return just 11 seconds into the game, and he would add a first-quarter 5-yard TD run as the Tigers surged to a 20-0 halftime lead over the stunned crowd at the Swamp. Murphy wasn't done, as he opened the second-half scoring by taking a Florida punt 82 yards for another special teams score to make it 28-0 less than two minutes into the 3rd quarter.

► Then it was time for the disruptive Tiger defense to take over, and they did just that as SEC Defensive Player of the Year Shane Ray got a sack/strip with teammate Markus Golden picking the ball up and racing untouched the other way for a 21-yard fumble return score. On the very next series, senior LB and Florida native Darvin Ruise intercepted a pass and returned it 46 yards for Mizzou's fourth non-offensive score and a 42-0 lead. Florida broke through with a pair of TDs eventually to account for the final score.

STAT BREAKDOWN



21.4	PTS / GAME	34.4
12.0	PTS ALLOWED / GAME	16.6
119.4	RUSH YDS / GAME	140.6
109.4	RUSH YDS ALLOWED / GAME	97.8
203.0	PASSING YDS / GAME	235.6
154.2	PASSING YDS ALLOWED / GAME	206.4
322.4	TOTAL OFFENSE / GAME	394.2
263.6	TOTAL OFFENSE ALLOWED / GAME	304.2
29:21	TIME OF POSSESSION	32:10
30:73	3RD DOWN	27:70
11-12	RED ZONE SCORES	21-25

QUICK STRIKES...OFFENSE NOTABLES

'LOCKED' IN

► QB **Drew Lock** made his first career start last weekend in a 24-10 win over South Carolina and he did not disappoint, going 21-for-28 with 136 yards and a pair of touchdowns and no interceptions. He led three Missouri TD drives which was more than enough to help Missouri to the win. He was the first true freshman QB ever to start a game in **Gary Pinkel's** coaching tenure and was the first true freshman QB to start a game at Missouri since 1995.

► Lock also continues the streak of every Pinkel QB getting a win in his first career start, joining Brad Smith (2002 vs. Illinois), Chase Daniel (2006 vs. Murray State), Blaine Gabbert (2009 vs. Illinois), James Franklin (2011 vs. Miami [OH]), Corbin Berkstresser (2012 vs. Arizona State), and Maty Mauk (2013 vs. Florida).

► Lock completed 21-of-28 passes for 136 yards and two touchdowns. His completion rate of 75.0-percent stands as the second-best debut start for a Pinkel era quarterback. Blaine Gabbert completed 25-of-33 passes (75.8%) vs. Illinois in 2009.

► Below is a look at QBs debut starts under Pinkel:

Brad Smith (RSFr.) vs. Illinois, 2002

C-A-I	Yds.	TD
15-26-0	152	0
Rushes	Yds.	TD
18	138	1
Won, 33-20 (in St. Louis, Mo.)		

Chase Daniel (So.) vs. Murray State (2006)

C-A-I	Yds.	TD
23-32-0	320	5
Rushes	Yds.	TD
9	-27	0
Won, 47-7 (in Columbia, Mo.)		

Blaine Gabbert (So.) vs. Illinois (2009)

C-A-I	Yds.	TD
25-33-0	319	3
Rushes	Yds.	TD
10	39	1
Won, 37-9 (in St. Louis, Mo.)		

James Franklin (So.) vs. Miami-Ohio (2011)

C-A-I	Yds.	TD
17-26-1	129	1
Rushes	Yds.	TD
14	72	1
Won, 17-6 (in Columbia, Mo.)		

Corbin Berkstresser (RSFr.) vs. Arizona St. (2012)

C-A-I	Yds.	TD
21-41-1	198	0
Rushes	Yds.	TD
18	25	1
Won, 24-20 (in Columbia, Mo.)		

Maty Mauk (RSFr.) vs. #22 Florida (2013)

C-A-I	Yds.	TD
18-36-1	295	1
Rushes	Yds.	TD
6	15	1
Won, 36-17 (in Columbia, Mo.)		

Drew Lock (Fr.) vs. South Carolina (2015)

C-A-I	Yds.	TD
21-28-0	136	2
Rushes	Yds.	TD
7	0	0
Won, 24-10 (in Columbia, Mo.)		

► Lock was the first QB to make his starting debut under Pinkel to throw for two TDs since Blaine Gabbert in 2009. His 21 completions were the most since **Corbin Berkstresser** had 21 against Arizona State. Only current NFL QBs **Chase Daniel** (23) and Gabbert (25) had more completions in their first start under Pinkel.

INDIVIDUAL NOTABLES FROM SOUTH CAROLINA

► Sophomore TB **Ish Witter** set a new career-high in rushing yards with 58 on 7 carries, all in the first half. Witter finished the game with a personal-best of 98 rushing yards on 17 carries.

► Senior TB **Russell Hansbrough** rushed for 43 yards on 11 carries to make it to exactly 2,000 rushing yards for his Missouri career.

► Witter's 98 rushing yards became Missouri's highest individual ground performance, to date.

► Freshman WR **Cam Hilton** saw his first game action at receiver and hauled in his first career catch on the Tigers' second drive of the game that went for 9 yards and a first down.

► Senior TE **Clayton Echard** recorded his first career reception on Missouri's opening drive of the game, snagging a 6-yard pass from Lock on second down.

► Sophomore WR **Nate Brown** set a new season and career-high in receptions with six snags (33 yards).

► With his two TD catches, Brown became the first Missouri receiver to achieve the feat since WR Bud Sasser (vs. Minnesota, 2014).

► Sophomore TE **Jason Reese** matched his career high in receptions with three catches for 32 yards in the first half. Reese finished the game with a new career-best of six catches for a game-high 47 yards.

REESE EMERGING AS RECEIVING THREAT

► Sophomore TE **Jason Reese** is quickly emerging as one of the favorite targets for Missouri quarterbacks. Since losing starting TE **Sean Culkin** to a sprained knee at Kentucky, Reese has caught nine passes for 87 yards over the last two games. He is coming off of a career-high six catches and a career-best 47 yards against South Carolina last weekend.

► TEs have been a big part of Missouri's receiving production this season. In fact, the trio of Culkin, Reese and **Clayton Echard** have combined for 23 catches and are averaging 8.7 yards per catch with a TD.

SECOND HALF BELONGS TO MISSOURI

► Over the last 13 games (11-2) dating back to Oct. 18, 2014 vs. Florida, Missouri has outscored opponents 323-218, including a 188-97 mark in the second half.

► This season, Missouri is outscoring opponents in the second half, 54-17.

► In the third quarter alone, the Tigers have outscored the opposition 123-31 during that stretch and Missouri has lost just two third quarters in those 13 games. In nine of those contests, Missouri has held the opponent scoreless in the third quarter, including seven of the last nine games.

► Over the last six games (5-1), Missouri has outscored opponents 50-17 in the third quarter and 27-10 in the fourth quarter.

► Below is a breakdown of Missouri's second-half production.

FINISH - MISSOURI'S SECOND HALF DOMINATION (last 13 games)

Game	Score	2nd Half	3rdQ	4Q
at Florida (10/18/14)	W, 42-13	22-13	22-7	0-6
vs. Vanderbilt (10/25/14)	W, 24-14	14-7	7-0	7-7
vs. Kentucky (11/1/14)	W, 20-10	6-7	3-0	3-7
at Texas A&M (11/15/14)	W, 34-27	28-14	28-7	0-7
at Tennessee (11/22/14)	W, 29-21	16-8	3-0	13-8
vs. Arkansas (11/28/14)	W, 21-14	15-0	0-0	15-0
vs. Alabama (12/6/14)	L, 42-13	10-21	10-0	0-21
vs. Minnesota (1/1/15)	W, 33-17	23-10	9-10	14-0
vs. SEMO (9/5/15)	W, 34-3	17-0	10-0	7-0
at Ark. State (9/12/15)	W, 27-20	17-3	14-0	3-3
vs. UConn (9/19/15)	W, 9-6	7-0	7-0	0-0
at Kentucky	L, 21-13	6-14	3-7	3-7
vs. South Carolina	W, 24-10	7-0	7-0	0-0
TOTALS	11-2	188-97	123-31	65-66

THIRD DOWN IS LOCKDOWN TIME

► Under the direction of QB **Drew Lock**, Missouri was 9-for-16 (56.3%) on third down last week in a 24-10 win over South Carolina. Prior to that game, Missouri's third down conversion rate was just 36.8% and the most third downs converted by a Tiger team was six at Kentucky.

QUICK STRIKES...MORE NOTABLES

HANSBROUGH REACHES 2K MARK

► Senior RB **Russell Hansbrough** rushed for 43 yards last Saturday against South Carolina, giving him exactly 2,000 in his career. Only 14 Tigers (and only 12 running backs) have ever rushed for more than 2,000 yards in a career. Hansbrough is the first Tiger to do so since **Henry Josey** in 2013.

► Hansbrough is the seventh player under head coach **Gary Pinkel** to accomplish that feat. Other 2,000-yard rushers under Pinkel include QB **Brad Smith** (4,289), **Zack Abbron** (3,198), **Henry Josey** (2,771), **Tony Temple** (2,552), **Kendial Lawrence** (2,232) and **Derrick Washington** (2,085). Of course, all of those running backs were mentored by RB coach **Brian Jones**, who has been with Pinkel's coaching staff since 1992.

► Hansbrough is the first Mizzou player to rush for 1,000 yards and return for a season since Henry Josey in 2013. Hansbrough ran for 1,084 yards in 2014. Hansbrough's 205 rushes in 2014 were the most by a Tiger RB since 2003 when Zack Abbron ran the ball 219 times. His 1,084 yards in 2014 rank 10th all-time at Mizzou. He has averaged 5.3 yards per carry over his career.

2,000-Yard Rushers Under Gary Pinkel (Hansbrough approaching)				
Player	Years	Carries	Yards	Yards/Carry
Brad Smith	2002-05	799	4,289	5.4
Zack Abbron	2000-03	692	3,198	4.6
Henry Josey	2010-13	395	2,771	7.0
Tony Temple	2004-07	466	2,552	5.5
Kendial Lawrence	2009-12	444	2,232	5.0
Derrick Washington	2007-09	403	2,085	5.2
Russell Hansbrough	2012-present	380	2,000	5.3

BAGGETT 38 POINTS SHY OF MIZZOU CAREER RECORD

► Heading into the weekend, Mizzou senior PK **Andrew Baggett** sits just 38 points shy of breaking **Jeff Wolfert's** career record for points scored. Baggett has 325 points in his career (57 field goals, 154 PATs).

► Baggett is also just three FGs and 34 PATs from passing Wolfert's school record totals.

► In his career, Baggett has turned in two of the best point-scoring season totals in Mizzou history. His 120 points in 2013 rank fourth all-time at Mizzou while his 97 total points a season ago rank 14th.

HOLDING ONTO THE ROCK

► Mizzou is coming off of a school-record performance in 2014 when it comes to ball security. Mizzou lost just three fumbles in 2014, the fewest in program history.

► Mizzou ran 954 plays in 2014, meaning that the Tigers lost a fumble just once in every 318 plays a season ago.

► The lost fumbles were not a case of just getting 'the lucky bounce' either. Mizzou put the ball on the turf just 10 times in 2014 (once every 95 plays). To put how good the 10 fumbles were, Mizzou's opponents fumbled more than three times as much with 32 fumbles. In fact, Mizzou recovered more fumbles (13) than it committed as a team in 2014.

► The trend has continued in 2015 as Mizzou has lost just one fumble in 339 total plays over the first five games. That fumble was on a punt as the ball hit a player and was recovered by UConn in the third game of the season.

► Mizzou ranks second in the SEC in eighth nationally in fumbles lost this season, a stat that head coach **Gary Pinkel** and his staff have done a great job reinforcing its importance with their team.

WHAT CAN BROWN DO FOR YOU?

► Mizzou has seemed to find a go-to receiver in sophomore **Nate Brown** as he now leads the team in catches (17), yards (192) and touchdowns (four). On Saturday, Brown made a pair of TD catches inside the red zone on a pair of great throws by QB **Drew Lock**. It was the first 2-TD performance of the season by a Tiger wideout and the first since Bud Sasser hauled in two against Minnesota in last year's Citrus Bowl on Jan. 1. Additionally, it marked the first time a Mizzou wideout had two TD catches in an SEC game since Nov. 1, 2014, when Sasser hauled in a pair in a 20-10 win over Kentucky at Memorial Stadium.

IF IT GOES TO OVERTIME

► Grab your stomach acid medication and hold on tight, as a stellar defense and a knack for playing tight games can be a recipe for overtime. If it does go overtime, Mizzou fans can rest easy, as no program in NCAA history has won more overtime games than the Tigers. Mizzou has played 16 overtime games since the rule came into effect in 1996 (2nd-most behind Tennessee's 17), and the Tigers have come out victorious an NCAA-best 11 times...

► The most OT wins in NCAA history look like this: 1. Mizzou, Tennessee (11); 3. Arkansas, Michigan, Northwestern, Syracuse, Utah (9); 8. 10 teams tied (8)...

► Here's a listing of the most OT games played in NCAA history (thru games of Oct. 3) – 1. Tennessee (17); 2. Mizzou, Fresno State, Utah (16); 5. Northwestern, Pittsburgh, Syracuse (15); 8. 7 teams tied (14)...

► Interestingly enough, Mizzou Head Coach Gary Pinkel has the distinction of coaching in the first overtime game ever played at the FBS level. When Pinkel was skipper for Toledo, his Rockets won the MAC title and faced Nevada in the 1995 Las Vegas Bowl. For the 1995 bowl season, the current overtime rule was put into effect, and the game went to overtime, where Pinkel's Rockets claimed a 40-37 win in one extra period...

► Pinkel is 8-3 alltime at Mizzou in overtime, and he is 10-3 alltime, including a perfect 2-0 at Toledo

TURNOVERS ARE KEY

► During **Gary Pinkel's** tenure at Mizzou, he has preached the importance of winning the turnover battle. His team this year is doing just that, entering the Florida game with a +3 turnover margin, fourth-best in the SEC.

► Mizzou's offense has turned the ball over just six times this season but has not had a turnover in each of its last two games.

► Saturday's game will mark a battle between two the SEC's top teams in turnover margin as Florida comes in ranked first in the league with a +6 mark. It is no surprise that Mizzou and Florida are a combined 9-1 when looking at the turnover margin stat.

MORE ON TURNOVER MARGIN

► Looking deeper into the turnover margin, since **Gary Pinkel** took over the Mizzou program in 2001, Mizzou owns a plus-84 advantage in turnover margin (184 games).

► Pinkel's teams have won the turnover margin in 87 games, going 71-16 in such contests. Remarkably, 11 of those 16 losses came in Pinkel's first five years as he was rebuilding the program. Starting in 2006, Mizzou is 51-5 when winning the turnover battle. It is no surprise that in that span, Mizzou has won five conference division championships.

► Since joining the SEC, Mizzou is 17-2 when winning the TO battle including a current streak of 10 consecutive wins. While the 10 consecutive wins when winning the TO battle may seem impressive, it is still just over a third of the way to the school record, which is 29 consecutive wins by Pinkel's crew from 2005-2010.

REDZONE PLAY KEY FOR THE TIGERS

► While Mizzou's offense has struggled at times this season, the mark of a good team is making the most of you opportunities, and Mizzou has done just that. In fact, Mizzou is second in the SEC and 20th nationally, converting 11 of its 12 red zone possessions into points this season (91.7 percent).

► Thanks in large part to an accurate senior kicker in **Andrew Baggett**, Mizzou is 5-for-5 in field goals and has scored five TDs.

► Mizzou's only red zone possession without points was against UConn when head coach **Gary Pinkel** elected to go for it on fourth-and-goal and were stuffed, so Mizzou easily could have been 12-for-12 this season.

JAILBREAK BLITZ...DEFENSE NOTABLES

TEAM NOTABLES

- Mizzou's defense is off to an incredible start this season, limiting all five of its opponents to 21 or fewer points this season. Mizzou has not opened a season accomplishing such a feat since 2006 when it did so in six consecutive games. In fact, if you go back to the Buffalo Wild Wings Citrus Bowl, Mizzou has not surrendered more than 21 points in six consecutive contests.
- In regular season action (excluding the Citrus Bowl and 2014 SEC Championship Game), Mizzou has not allowed more than 21 points in seven straight games and 10 of 11 contests.
- Mizzou is first in the SEC and seventh nationally in scoring defense this season, allowing just 12.0 points per game.
- Mizzou leads the SEC in total defense and ranks eighth nationally, allowing just 263.6 yards per game this season.

INDIVIDUAL NOTABLES

- LB **Kentrell Brothers** tied a career-high with 16 tackles in each of the first two games of the season. His tackle totals tied for the fourth-best performance during the Gary Pinkel era.
- Brothers has 59 tackles (28 solo), 4.5 TFLs (-14 yards), 2 INTs (returned 9 yards), two blocked kicks and one pass broken up through five games. His 59 tackles are third in the nation and 11.8 tackles per game rank fourth in the nation and second among teams from power-five conferences.
- Brothers has 89 tackles over his last eight games (11.1 avg.).
- Brothers' 2-interception performance at Arkansas State was the first for Mizzou since S **Braylon Webb** picked off two passes at Florida on Oct. 18, 2014. It marked the 11th time a Mizzou defender has recorded two or more picks over the last 18 years. Brothers is just the third linebacker to gain that distinction, joining LB Sean Weatherspoon (2 vs. Illinois on Aug. 30, 2008) and LB Brandon Barnes (2 vs. Texas Tech on Oct. 25, 2003).
- Brothers is the first Mizzou player under **Gary Pinkel** to post four consecutive games with at least 10 tackles before seeing that streak snapped last weekend against South Carolina when he had seven.
- DE **Charles Harris** recorded 2.0 sacks at Arkansas State, equaling his career total coming in. He also registered 4.5 tackles for loss (-24 yards) at A-State, which marked the first time a Mizzou defender recorded 4.5 or more tackles for loss in a game since LB Stryker Sulak has 5.0 TFLs vs. Illinois Aug. 30, 2008 at the Edward Jones Dome in St. Louis.
- Harris has 23 tackles (13 solo), 9.5 tackles for loss (-34 yards), 3.0 sacks (-18 yards), four QB hurries and a forced fumble through four games.
- Harris is fourth nationally and leads the SEC in tackles for loss through five games.

NATION'S TOP PERFORMERS - TACKLES FOR LOSS

Player	School	Position	TFLs	TFL/Game
1. Joe Schobert	Wisconsin	LB	13.0	2.6
2. Andrew King	Army	LB	10.0	2.0
Carl Nassib	Penn St.	DL	10.0	2.0
4. Charles Harris	Mizzou	DE	9.5	1.9
four others tied at 9.5				

- DE **Walter Brady** recorded his first 2.0 career sacks (-10 yards) vs. UConn. He has been on a tear over his last five games, totalling 5.0 sacks (ninth-most nationally) while his 1.00 sacks per game average ranks 12th nationally.
- Harris and Brady have combined for 17.0 tackles for loss through five games this season. That is just one TFL off the pace of the NFL duo of **Shane Ray** and **Markus Golden** a season ago, who had 18.0 combined TFLs through five Mizzou games. Those two guys were first- and second-round NFL Draft picks, respectively, last spring and anchored one of the best pass-rushing teams in Mizzou history.

NOTABLES FROM SOUTH CAROLINA

- Mizzou ended three consecutive opponent drives with an interception for the first time since the 2002 season during the third quarter vs. South Carolina. The Tigers' defense accomplished the feat vs. Troy State on Sept. 28, 2002, in a 44-7 victory.
- Redshirt freshman DE **Walter Brady** tied his career high of 2.0 sacks in a game. The Tiger also had 2.0 sacks against UConn (Sept. 19).
- Brady became the first Tiger freshman to record two 2.0-sack games in a season since 2009 (Aldon Smith; vs. Texas, at Colorado).
- Brady additionally brought down an interception during third quarter action, becoming the first Mizzou defensive lineman with a pick since Josh Augusta intercepted a deflected UCF pass during the Tigers' 38-10 win on Sept. 13, 2014.

- Sophomore DE **Marcell Frazier** recorded his first career sack in a Mizzou uniform with a 5-yard loss put on South Carolina QB Lorenzo Nunez in the first quarter.
- Senior CB **Kenya Dennis** recorded his second career interception and first of the 2015 season early in the third quarter.
- Senior S **Ian Simon** had his third career interception and the first of the season during the third quarter.
- As a team, Mizzou recorded three interceptions for the second time this season after intercepting three passes from Arkansas State in the 27-20 win on Sept. 12. Through the first two drives of the game, Mizzou held South Carolina's offense to -6 yards from scrimmage.

MISSOURI WITH 3+ INTERCEPTIONS SINCE 2002

Game	INTs
2002 MU 44, Troy State 7	4
2003 MU 62, Texas Tech 31	4
2004 Troy 24, MU 13	3
2004 MU 17, Colorado 9	3
2005 MU 38, South Carolina 31	3
2006 MU 34, Ole Miss 7	3
2007 MU 41, Texas Tech 10	4
2010 MU 23, Illinois 13	3
2010 MU 50, McNeese St. 6	3
2010 MU 35, Kansas 7	3
2013 MU 58, Murray State 14	3
2013 MU 38, Toledo 23	3
2013 MU 45, Indiana 28	3
2015 MU 27, Arkansas State 20	3
2015 MU 24, South Carolina 10	3

NO FLY ZONE

- Staying on the topic of Mizzou's pass defense, the Tigers have been nothing short of sensational this season. Mizzou currently leads the SEC with seven interceptions this season, including two separate games with at least three picks, including last weekend's win over South Carolina.
- Mizzou leads the SEC and is 13th nationally in pass defense, allowing just 154 yards through the air this season. Mizzou allowed just 186 passing yards last week to South Carolina. Four of Mizzou's five opponents this season have been limited to fewer than 200 yards passing.

SACK MASTERS

- Mizzou finished 2014 with a school-record and SEC-leading 44.0 total sacks, one year removed from tallying 41.5 in 2013, which at the time was a school record.
- Mizzou's 98.5 total sacks over the last two-plus seasons rank as the fourth-most in college football in that span. Below is a list:
 1. Utah - 105 (39 in 2013, 55 in 2014, 8 in 2015)
 2. Ohio State - 102 (42 in 2013, 45 in 2014, 15 in 2015)
 3. Washington - 100 (41 in 2013, 51 in 2014, 8 in 2015)
 4. **Mizzou - 98.5 (41.5 in 2013, 44 in 2014, 13.0 in 2015)**
 5. Virginia Tech - 97 (39 in 2013, 48 in 2014, 10 in 2015)
 6. Stanford - 96 (44 in 2013, 46 in 2014, 6 in 2015)
- Mizzou is second in the nation with 48 total tackles for loss and the 9.6 per game average is second nationally.

DEFENSE SCORES, TOO!

- Since 2010, Mizzou's defense has done more than just limiting its opponents from scoring - they have been scoring themselves. In fact, since 2010, Mizzou has scored 26 defensive TDs, tied with Florida for the fourth-most nationally in that span.
- Mizzou scored a defensive TD in the season-opener as **Kentrell Brothers** blew up a pooch-punt for a block that caromed into the hands of **Aarion Penton**, who took it 41 yards for the score.
- Last season, Mizzou scored three defensive touchdowns, including two in one game at Florida when DE **Markus Golden** (2nd-round pick by the Arizona Cardinals) returned a fumble and LB **Darvin Ruise** returned a pick-six in that game.

QUICK HITS...MISCELLANEOUS NOTABLES

PINKEL ON DODD TROPHY WATCH LIST

► Mizzou football head coach **Gary Pinkel** was one of 23 head coaches to be named to the Dodd Trophy Preseason Watch List, announced July 10 by the Bobby Dodd Coach of the Year Foundation and the Chick-fil-A Peach Bowl. Pinkel is one of eight SEC coaches to land on the list, which is designed to recognize the nation's top head coach.

► The list includes 23 of the nation's top college football coaches representing all Power 5 conferences, the Mountain West Conference and Notre Dame. The head coaches on the watch list represent programs with the highest ideals of leadership, scholarship and integrity on and off the field – the three pillars of legendary coach Bobby Dodd's philosophy. Each coach sits at the helm of programs with winning records, superior Academic Progress Rate (APR) scores and graduation rates, along with a strong commitment to service within their respective communities.

► Pinkel is the reigning SEC Coach of the Year and has led Mizzou to five conference division titles in the last eight seasons (2007, 2008, 2010, 2013, 2014), which is tied for the best in the nation in that span. Mizzou has won 78 games since 2007, which ties Ohio State for the fifth-most wins nationally in that span. Pinkel is the winningest coach in Mizzou history (117-67) and is the 19th-winningest coach in FBS history.

► Not only have Pinkel's teams seen tremendous success on the field, but they have excelled in the classroom. In 2013 and 2014, Pinkel's teams have ranked in the NCAA top 10 in APR. The Tigers were third in the SEC in APR in 2015 and led the league in 2014.

A 'BARRY' INTIMIDATING GROUP

► Mizzou's defense has become one of the most feared groups in the SEC and this year, the group will have a new leader as DC **Barry Odom** returns to Mizzou after a successful stint as the DC at Memphis. Odom, 38, as he takes over for **Dave Steckel**, who left to be head coach at Missouri State following the conclusion of Mizzou's 2014 season.

► Odom has been defensive coordinator and safeties coach at Memphis for the past three seasons, where he has orchestrated an impressive body of work by the Tiger defense. Memphis concluded a 10-3 season that was fueled largely by Odom's defense which ranked fifth nationally in scoring defense (17.1 ppg) and 22nd in total defense (343.3 ypg) heading into bowl season. That marked an astounding incremental improvement, as Memphis ranked 117th nationally in total defense in 2011 prior to Odom assuming the reins. In 2012, Odom's first year, the Tiger defense improved to 50th nationally in total defense (383.6 ypg), followed by a jump to 39th in 2013 (370.7 ypg). Memphis earned a share of the 2014 American Athletic Conference title, giving them a conference championship for the first time since 1971.

► It's a homecoming for Odom as he returns to his alma mater, where he starred as a linebacker for Mizzou from 1996-99 and later returned for a nine-year stint (2003-11) in a variety of roles for Pinkel's staff. He first came back in 2003 as an administrative graduate assistant, and after one year in that role, Odom moved to director of recruiting for the 2004 and 2005 seasons and then served three years (2006-08) as director of football operations.

► In 2009, Odom moved to the coaching side of the ledger, as Pinkel's safeties coach for three seasons where he developed **Kenji Jackson**, **Jarrell Harrison** and **Jasper Simmons** into All-Big 12 performers for Tiger teams which won 26 games in those three years. Odom also played a significant role in recruiting, as he was the lead on many highly-regarded prospects who chose to attend Mizzou.

BACK-TO-BACK

► Mizzou has won the SEC East in back-to-back seasons and that accomplishment has put Mizzou in some pretty elite company. Since 2001, Mizzou joins Alabama, Georgia, Florida and Tennessee as the only SEC teams to win two consecutive SEC division titles. Four programs in the SEC (Kentucky, Ole Miss, Texas A&M and Vanderbilt) have never won an SEC Division Championship and Mizzou has done so twice in its first three seasons

► Mizzou's 23 wins over 2013 and 2014 are fifth nationally, trailing only Florida State (27), Ohio State (26), Michigan State (24) and Oregon (24).

► Since 2007, Mizzou has claimed five conference division titles (three Big 12 North titles and two SEC East titles), the most in the nation during that span.

► All of those division-winning seasons ended with at least 10 wins as five of Mizzou's six 10-win seasons in program history have come under the direction of **Gary Pinkel**.

► In each of the last two seasons, Mizzou has clinched the SEC East at home with wins over SEC West powers Texas A&M (2013) and Arkansas (2014). Each division title seemed equally as improbable to national pundits, but Mizzou defied the odds each year. In 2013,

Mizzou was coming off of a disappointing 2012 campaign in which it went 5-7. But the Tigers rebounded for a 12-2 season, ranking as high as No. 5 nationally and culminating in an AT&T Cotton Bowl Classic win over Oklahoma State. Last year, Mizzou won its final six regular season games despite being underdogs in four of those six games. The season ended with an 11-3 mark and a Buffalo Wild Wings Citrus Bowl Championship.


"MO"VEMBER

► There is no question that in college football, teams that win in November often are destined for championships and Mizzou Football has been the perfect reflection of that over the last two years. Since 2013, Mizzou is a perfect 8-0 in the month of November.

REMEMBERING 'AO' 10 YEARS LATER

► The 2015 season marks the 10-year anniversary of the tragic passing of **Aaron O'Neal**, a linebacker on the 2005 Mizzou Football team who passed away at the age of 19 following a voluntary workout. O'Neal may be gone, but he has not been forgotten by anyone in the Mizzou community and his memory lives on with Gary Pinkel and the program 10 years later.

► Gary Pinkel has done his best to help the program remember O'Neal, the man with the 'million-dollar smile' as he was renowned. Every year, a linebacker from the St. Louis area - where O'Neal called home - will don O'Neal's #25. Currently, that bestowment belongs to sophomore LB **Donavin Newsom**; he will wear it for the remainder of his career and pass along to another St. Louis LB. Newsom, just like O'Neal, graduated from Parkway North High School in St. Louis, Mo.



BOEHM, DENNIS, HANSBROUGH, SIMON CAPTAINS

► In its annual tradition, Mizzou Football and head coach Gary Pinkel announced the team's captains to coincide with the opening of training camp in early August. Earning this distinction as team captains this season were seniors C **Evan Boehm**, CB **Kenya Dennis**, RB **Russell Hansbrough** and S **Ian Simon**.

► The four seniors were selected by their teammates and have combined to play in 129 games, including a combined 77 starts. The seniors have helped Mizzou win 28 games over the last three seasons and were key cogs in Mizzou's back-to-back SEC East Championships over the last two seasons.



10 TIGERS PLAYING AFTER EARNING DEGREES

► When Mizzou hits the field for the first time in 2015, 10 Tiger seniors will be playing having already earned their degrees. That is the third-most graduates playing on any team in the nation in 2015. In addition, five of the seniors are scheduled to graduate in December while the remaining four are all on pace to graduate in May.

► The current Mizzou grads playing for Gary Pinkel this season are:

- | | |
|------------------------------|---------------------------------|
| - S Cortland Browning | - QB Corbin Berkstresser |
| - OL Taylor Chappell | - TE Clayton Echard |
| - LB Clarence Green | - OL Mitch Hall |
| - RB Tyler Hunt | - WR Wesley Leftwich |
| - OL Connor McGovern | - OL Brad McNulty |

► The Mizzou seniors on pace for a December graduation:

- C **Evan Boehm**
- RB **Russell Hansbrough**
- CB **DeAndre McKenzie**
- OL **Nick Monaghan**
- S **Ian Simon**

► The Mizzou seniors on pace for a May graduation:

- | | |
|-------------------------------|--------------------------|
| - K Andrew Baggett | - CB Kenya Dennis |
| - LB Kentrell Brothers | - DB Trei Walton |

#MIZZOU MADE ... WHAT IT MEANS:

GARY PINKEL



190 WINS

3RD WINNINGEST ACTIVE COACH IN FBS

TOTAL PLAYER DEVELOPMENT

► **Definition:** (n.) The Mizzou Football Family's approach to developing student-athletes academically, athletically, and socially better than any program in the nation.

► "MizzouMade" describes the coaching staff's proactive approach to all areas of their players' lives: academic, social, family, spiritual, and mental well-being. Throughout their time on the team, Mizzou Football players develop their athletic skills, as well as tools to become respectful, educated, and well-rounded men.

FULLY DEVELOP AS AN ATHLETE

► A great work ethic is at the core of Mizzou Football's athletic development. Working hard opens up doors and provides the opportunity to grow, achieve, and succeed at the highest level. Through discipline and an open relationship with the coaching staff, there is no limit to improving players' performances.

► Mizzou Football players have access to incredible resources for athletic development, including an award-winning strength and conditioning coach, position coaches, trainers, nutritionists, and more. Summer workouts and the Winning Edge program are just a few of the activities designed to help Mizzou student-athletes reach their full potential. This top-notch athletic development plays a key role in growing and maintaining the Mizzou Football NFL pipeline.

DEVELOP AS A PERSON

► Live by core values: Mizzou has very high expectations for our players, and every member of the Mizzou Football Family must have high expectations for himself. The traditions players are being asked to uphold at the University of Missouri are the same traditions predecessors worked so hard to create. How players choose to conduct themselves, both publicly and privately, reflects on the Mizzou family, teammates, coaches, and the entire Mizzou community. It is important for Mizzou players to hold themselves accountable to these expectations.

GET AN EDUCATION

► Student-athletes are just that—students first, athletes second. The primary mission of the Mizzou Football program is to ensure that every student-athlete graduates, and we're committed to that promise. Mizzou has improved its NCAA Graduation Success Rate for nine straight years, and Mizzou football leads the SEC in athlete graduation rates. Across the Athletic Department, 54 percent of Mizzou student-athletes earned a 3.00 GPA in spring 2015.

► Mizzou football players work hard on the field, and they're expected to work just as hard in the classroom. Mizzou football has graduated 97 percent of its seniors in the past five years, and we won't be satisfied until 100 percent of athletes walk back through the columns with a diploma in hand.

► Academic excellence is more than a tradition — it's an expectation.

BECOME A CHAMPION

► Members of the Mizzou Football Family not only train physically, but also practice the attitude of winners. Mizzou players train in a "No Excuses" atmosphere where positivity—even in the face of a loss—reigns supreme. They know that sacrifice, commitment and unselfishness, in combination with athletic ability, is the only way to achieve victory.

JOIN A FAMILY

► Missouri Tigers are more than teammates, more than friends—they're family.

► Starting on day one, Mizzou Football players are taught to treat each other like family. Being part of a family means putting everyone else before yourself, and that takes work. It takes communication. It takes accountability. And it takes trust.

► Mizzou Tigers work hard in the classroom, give 100 percent in practice, and leave everything on the field to help the family. There are no individual players on this football team; there is only one committed family, whose success or failure depends on the commitment of each family member.

► The Mizzou Football Family gives it all, all the time.



• Head coach Gary Pinkel truly cares about how all of his players develop as young men.



• Strength coach Dr. Pat Ivey is a cog in Mizzou's second-to-none player development program.



• At Mizzou, players are expected to get their degrees. Players are also expected to finish as champions. Top: Clarence Green accepts his diploma last May. Bottom: Mitch Morse (2nd round NFL Draft pick) celebrates Mizzou's second consecutive SEC East Championship last November.




• From top to bottom:
• DE Charles Harris volunteers with the Special Olympics
• C Evan Boehm and SS Braylon Webb (2014 graduate) stand up against sexual assault with Missouri Men Say No More program.
• LB Kentrell Brothers spends some time at the Boys & Girls Club of Columbia in May.

HEAD COACH GARY PINKEL

• With his 190 career wins in 24-plus seasons as a head coach, Mizzou's Gary Pinkel is the 19th winningest coach in college football history. He is also the third-winningest active coach in college football.

• Pinkel became the all-time winningest coach at Missouri (102) when the Tigers won the Cotton Bowl to close out 2013...



WINNINGEST ACTIVE FBS HEAD COACHES

	Coach, School	Yrs.	W	L	T	Pct.
1.	Frank Beamer, Virginia Tech	34	275	141	4	.664
2.	Steve Spurrier, South Carolina	26	228	88	2	.720
3.	Gary Pinkel, Mizzou	25	190	104	3	.645
	Bill Snyder	24	190	94	1	.668
5.	Nick Saban, Alabama	19	181	60	1	.750

COACH PINKEL TALKING POINTS

- 2014 SEC Coach of the Year
- 2007 Big 12 Coach of the Year
- 2007 FieldTurf National Coach of the Year
- 2007 Finalist for Robinson, Bryant, Munger Awards
- 3rd Winningest Active Coach in FBS
- 19th Winningest Coach in College Football history
- Five Conference Division Championships since 2007 (2007, 2008, 2010, 2013, 2014)
- Mizzou's all-time winningest head coach (117-67)
- Toledo's winningest head coach (73-37-3)
- Led Mizzou to school-record 7 straight bowl games (2005-2011)
- Has produced 8 NFL Draft First Round Draft Picks
- Five 10-win seasons at Mizzou (Just one in the previous 110 seasons)

In 14 years at the University of Missouri, Gary Pinkel has meticulously built a previously downtrodden program into one of the most successful in the nation, and after a thrilling 2013 season, he very well might have performed the best coaching job of his career in 2014.

Picked to finish a distant fourth in the SEC Eastern Division in the preseason, Pinkel guided his troops to an 11-3 record and a second-straight division championship and subsequent bowl game victory.

The Tigers ended the magical 2014 season with a New Year's Day 33-17 win over Minnesota in the Buffalo Wild Wings Citrus Bowl, giving the Tigers 23 wins in two seasons - a school record.

The job Pinkel did during the year went recognized by his coaching peers, as he was voted the SEC Coach of the Year by league coaches.

The well-deserved honor capped a season that saw the Tigers rebound from a pair of tough losses early in the year and close the regular season with six straight wins - including four games in which they entered as underdogs - to claim the East crown.

Under his watch, Mizzou has now won conference division titles five of the last eight seasons (2007, 2008, 2010, 2013, 2014), which is tied for most in the nation during that stretch (along with Alabama and Florida State), while the Tigers' 78 wins in that time is tied for 5th-best among FBS "power 5" conferences.

The winningest head coach in both Mizzou and Toledo histories (making him one of only two active coaches to make that claim at the FBS level - Steve Spurrier being the other), Pinkel enters the Florida game with a Mizzou record of 117-67 in 14 seasons, while he's 190-104-3 overall in 24 seasons. His 190 wins is the 3rd-most among active FBS coaches.

Pinkel got his MU record-breaking win thanks to a thrilling 41-31 win over Oklahoma State in the 2014 AT&T Cotton Bowl Classic. The win was the 102nd at MU in his 13 years patrolling the sidelines, and that broke a tie he held going into the game with Tiger legend Don Faurot, who won 101 games in 19 seasons from 1935-42 and 1946-56. Pinkel has 113 wins at Mizzou following 2014.

PINKEL QUICK FACTS:

Age:	63
Birthdate:	April 27, 1952
Hometown:	Akron, Ohio
Alma Mater:	Kent State (1973)
Playing Honors:	Hon. Men. All-American Tight End (1973 - Associated Press)

COACHING PROGRESSION:

Kent State:	
Grad. Asst. Coach	1974-75

Washington:	
Grad. Asst. Coach	1976

Bowling Green:	
Asst. Coach	1977-78

Washington:	
Asst. Coach	1979-1990

Toledo:	
Head Coach	1991-2000

Mizzou:	
Head Coach	2001-Present

PINKEL CAREER RECORD

at Mizzou (2001-Present)	117-67 (63.6%)
at Toledo (1991-2000)	73-37-3 (65.9%)
TOTALS	190-104-3 (64.5%)

PINKEL YEAR-BY-YEAR

At Toledo	
1991	5-5-1
1992	8-3
1993	4-7
1994	6-4-1
1995 (MAC Champs / LV Bowl Champs)	11-0-1
1996	7-4
1997 (MAC West Champs)	9-3
1998 (MAC West Champs)	7-5
1999	6-5
2000	10-1
10 Years	73-37-3

At Mizzou	
2001	4-7
2002	5-7
2003 (Independence Bowl)	8-5
2004	5-6
2005 (Independence Bowl Champs)	7-5
2006 (Sun Bowl)	8-5
2007 (Big 12 North Champs / Cotton Bowl Champs)	12-2
2008 (Big 12 North Champs / Alamo Bowl Champs)	10-4
2009 (Texas Bowl)	8-5
2010 (Big 12 North Champs / Insight Bowl)	10-3
2011 (Independence Bowl Champs)	8-5
2012	5-7
2013 (SEC East Champs / Cotton Bowl Champs)	12-2
2014 (SEC East Champs / Citrus Bowl Champs)	11-3
2015	4-1
14 Years	117-67

THE COACHING STAFF

- Four of head coach Gary Pinkel's nine assistant coaches have been at Mizzou for the entirety of Pinkel's tenure in Columbia (2001-Present). That group includes:



ANDY HILL
ASSOC. HC
QUARTERBACKS

CORNELL FORD
CORNERBACKS

BRIAN JONES
RUNNING BACKS

CRAIG KULIGOWSKI
DEFENSIVE LINE

- Ford, Jones and Kuligowski all came with Pinkel as he moved his staff to Columbia after his successful 10-year run at Toledo (1991-2000).
- Ford (1996-2000) coached Toledo's receivers in his Rocket days, also serving as recruiting coordinator in 1996. He was a graduate assistant on Pinkel's first staff in 1991.
- Jones (1992-2000) began oversight of running backs in 1995 after coaching receivers from 1992-94.
- Kuligowski was Toledo's defensive line coach for the majority of his stint with the Rockets (1996-2000) after serving as recruiting coordinator, tight ends coach and assistant offensive line coach at Toledo from 1992-1995.
- Hill's tenure at Mizzou, now in its 20th season, predates the Pinkel era. Hill tutored the Tigers' wide receivers from 1996-2000, also serving as co-offensive coordinator in 2000.

THE COORDINATORS



JOSH HENSON
OC
TIGHT ENDS/OL

- **LOCATION:** In booth
- Josh Henson, now in his seventh year at Mizzou, is entering his third as the program's offensive coordinator. He joined Pinkel in 2009 as Pinkel's first staff addition since 2001.
- Henson is a 1998 graduate of Oklahoma State and spent 1999-2005 on OSU's coaching staff. He spent 2005-08 at LSU as the tight ends coach and recruiting coordinator.



BARRY ODOM
DC
LINEBACKERS

- **LOCATION:** In booth
- Barry Odom, a True Son graduate of Mizzou in 1999, is a familiar face for Gary Pinkel. He is in his first year as DC after a successful three year stint in the same role at Memphis. He replaces Dave Steckel, now head coach at Missouri St.
- Overall, Odom is entering his 10th season at Mizzou. He started for Pinkel in 2003 as an administrative assistant, eventually acceding to safeties coach from 2009-11 before leaving for Memphis. He was a four-year letterwinner at LB for Mizzou.

THE POSITION COACHES



A.J. RICKER
OFFENSIVE LINE



RYAN WALTERS
SAFETIES



PAT WASHINGTON
RECEIVERS

• Second-year assistant coach A.J. Ricker (offensive line) is a new face on the Mizzou coaching staff, but is certainly familiar with the program. The former Illinois OL coach (2013) and run game coordinator at Western Michigan (2011-12) started 47 consecutive games at center for Mizzou from 2000-03.

• Ryan Walters is in his first year at Mizzou, working with the safeties. He comes to Mizzou from Memphis along with DC Barry Odom. Walters is a 2008 graduate of Colorado where he was a team captain. He has coached at North Texas, Oklahoma, Arizona, North Texas and his alma mater Colorado.

• Pat Washington enters his third season as the WR coach at Mizzou. He held the same position at Kentucky and has coaching roots at plenty of schools in the SEC footprint, including Tennessee, Mississippi State, Auburn, Southern Miss, Baylor and TCU.

THE ASSISTANTS

Associate Head Coach Andy Hill

Year at Mizzou: _____ 20th
Position Group: _____ Quarterbacks
Alma Mater _____ Missouri, 1985
Family: _____ Wife: Sarah
Children: Patricia Ryan, Andrew

Offensive Coordinator Josh Henson

Year at Mizzou: _____ 7th // 3rd as OC
Position Group: _____ Tight Ends/ O-Line
Alma Mater _____ Oklahoma St., 1998
Family: _____ Wife: Shauna
Children: Will, Kate

Defensive Coordinator Barry Odom

Year at Mizzou: _____ 10th // 1st as DC
Position Group: _____ Linebackers
Alma Mater _____ Missouri, 1999
Family: _____ Wife: Tritia
Children: James, Garyt, Anna

Assistant Coach Cornell Ford

Year at Mizzou: _____ 15th
Position Group: _____ Cornerbacks
Alma Mater _____ Toledo, 1991
Family: _____ Wife: Dawn
Children: Devin, Taylor

Assistant Coach Brian Jones

Year at Mizzou: _____ 15th
Position Group: _____ Running Backs
Alma Mater _____ Connecticut, 1980
Family: _____ Wife: Mary Kay
Children: Grant, Brandon, Audrey

Assistant Coach Craig Kuligowski

Year at Mizzou: _____ 15th
Position Group: _____ Defensive Line
Alma Mater _____ Toledo, 1991
Family: _____ Wife: Mary
Children: Peyton, Madeline, Max

Assistant Coach A.J. Ricker

Year at Mizzou: _____ 2nd
Position Group: _____ Offensive Line
Alma Mater _____ Missouri, 2004
Family: _____ Wife: Lauren
Children: Andrew

Assistant Coach Ryan Walters

Year at Mizzou: _____ 1st
Position Group: _____ Safeties
Alma Mater _____ Colorado, 2008
Family: _____ Wife: Tara
Children: Aaron

Assistant Coach Pat Washington

Year at Mizzou: _____ 3rd
Position Group: _____ Receivers
Alma Mater _____ Auburn, 1987
Family: _____ Wife: Claudette
Children: Tyson, Justin

AP TOP 25

TEAM	2015 RECORD	PTS
1 Ohio State(38)	5-0	1444
2 TCU(5)	5-0	1371
3 Baylor(10)	4-0	1364
4 Michigan State	5-0	1291
5 Utah(7)	4-0	1254
6 Clemson	4-0	1217
7 LSU	4-0	1212
8 Alabama	4-1	1026
9 Texas A&M(1)	5-0	1009
10 Oklahoma	4-0	976
11 Florida	5-0	935
12 Florida State	4-0	922
13 Northwestern	5-0	753
14 Ole Miss	4-1	731
15 Notre Dame	4-1	721
16 Stanford	4-1	617
17 USC	3-1	498
18 Michigan	4-1	452
19 Georgia	4-1	441
20 UCLA	4-1	415
21 Oklahoma State	5-0	332
22 Iowa	5-0	254
23 California	5-0	233
24 Toledo	4-0	87
25 Boise State	4-1	65

Others Receiving Votes

Oregon 39, Duke 31, Houston 31, Temple 23, Memphis 19, Navy 19, Arizona State 15, Mississippi State 11, West Virginia 8, Texas Tech 4, BYU 3, Kansas State 1, **Missouri 1**

NUMBERS TO KNOW

125 The 2015 season marks the 125th season of University of Missouri football. The Missouri football program began play in 1890. However, MU did not field a team in 1918 due to an influenza epidemic on campus.

659 Mizzou holds an all-time record of 659-536-52, which equates to a .549 winning percentage.

351 The Tigers are 351-300-32 overall in conference play (53.7 winning percentage). Head coach Gary Pinkel's squad is 17-9 in the SEC, including the outstanding 7-1 league mark from last season.

12 Mizzou has won 12 conference championships. Those titles have come in: 1909, 1913, 1919, 1924, 1925, 1927, 1939, 1941, 1942, 1945, 1960 and 1969.

5 The Tigers have won five conference divisional championships, with all four crowns coming during the Pinkel era (2007, 2008, 2010, 2013, 2014).

31 Mizzou has played in 31 bowl games, all-time, and has gone 15-16 in those games. Pinkel has led the Tigers to 10 bowl appearances, a program-record. Mizzou has gone 6-4 in bowls under Pinkel.

AMWAY COACHES TOP 25

TEAM	2015 RECORD	PTS
1 Ohio State(50)	5-0	1523
2 TCU(4)	5-0	1435
3 Michigan State(1)	5-0	1409
4 Baylor(5)	4-0	1408
5 LSU(1)	4-0	1257
6 Clemson	4-0	1196
7 Utah(1)	4-0	1118
8 Florida State	4-0	1067
9 Oklahoma	4-0	1009
10 Alabama	4-1	990
11 Texas A&M	5-0	983
12 Florida	5-0	755
13 Ole Miss	4-1	727
14 Northwestern	5-0	707
15 Notre Dame	4-1	674
16 Georgia	4-1	562
17 USC	4-1	540
18 Stanford	4-1	535
19 Oklahoma State	5-0	519
20 UCLA	4-1	401
21 Michigan	4-1	322
22 California	5-0	311
23 Iowa	5-0	243
24 Boise State	4-1	100
25 Memphis	5-0	68

Others Receiving Votes

Oregon 64, Duke 59, West Virginia 31, Toledo 24, Kansas State 17, Temple 16, Arizona State 16, Mississippi State 14, Navy 12, Houston 11, Kentucky 6, Arizona 5, **Missouri 4**, Wisconsin 4, North Carolina 4, Indiana 2, Illinois 2






AMONG THE NATION'S ELITE...

- Since 2007, Mizzou ranks in the Top 10 among BCS-AQ leagues in wins, while also ranking in the Top 10 in Academic Progress Rate (APR), as well as in the Top 5 since 2009 in most NFL First Round draft picks.
- Head coach Gary Pinkel's squad was atop of the Southeastern Conference in APR for both of the program's first two seasons in the league. The Tigers posted an APR score of 982 to lead the league for the 2011-12 academic year, followed by a 980 score for 2012-13. In the most recent APRs (release in 2015 for the 2013-14 academic year), Mizzou was third in the SEC. See to the right for a breakdown.

2014 APR IN SEC

	980
	980
	975
	974
	974

2015 APR IN SEC

	983
	978
	976
	975
	974

SENIORS GETTING THEIR DEGREES...

- The current Mizzou senior class is getting it done in the classroom. Ten of them will play the 2015 season as graduate students. Five more are scheduled to finish their undergraduate work this December, with the remaining four on pace to earn their degree in May. Mizzou's 10 current graduates are as follows...



CORTLAND BROWNING
EDUCATION

CORBIN BERKSTRESSER
FINANCE

TAYLOR CHAPPELL
HEALTH SCIENCE

CLAYTON ECHARD
HEALTH SCIENCE

CLARENCE GREEN
EDUCATION

MITCH HALL
EDUCATION

TYLER HUNT
EDUCATION

WESLEY LEFTWICH
FINANCE

CONNOR MCGOVERN
EDUCATION

BRAD McNULTY
GENERAL STUDIES

NAME
Evan Boehm
Russell Hansbrough
DeAndre McKenzie

GRADUATION
December 2015
December 2015
December 2015

NAME
Nick Monaghan
Ian Simon
Andrew Baggett

GRADUATION
December 2015
December 2015
May 2016

NAME
Kentrell Brothers
Kenya Dennis
Trei Walton

GRADUATION
May 2016
May 2016
May 2016

CAREER STARTS

OFFENSE

LINEMEN	'11	'12	'13	'14	'15	Tot.
Boehm	—	12	14	14	5	45
McGovern	RS	0	14	14	5	33
McNulty	RS	4	0	9	1	14
Chappell	RS	0	0	10	3	13
Hall	—	—	0	5	5	10
Crawford	—	—	RS	0	4	4
Abeln	—	—	RS	0	2	2

RECEIVERS	'11	'12	'13	'14	'15	Tot.
Culkin	—	RS	1	14	4	19
Leftwich	RS	0	0	4	4	8
Brown	—	—	—	0	5	5
Moore	—	—	—	0	5	5
Dilosa	—	—	—	RS	1	1

QBs	'11	'12	'13	'14	'15	Tot.
Mauk	—	RS	4	14	4	22
Berkstresser	RS	4	0	—	0	4
Lock	—	—	—	—	1	1

TAILBACKS	'11	'12	'13	'14	'15	Tot.
Hansbrough	—	0	0	4	4	8
Witter	—	—	—	0	1	1

DEFENSE

LINEMEN	'11	'12	'13	'14	'15	Tot.
Brantley	—	RS	5	12	0	19
Harris	—	—	RS	2	5	7
Augusta	—	—	0	0	5	4
Frazier	—	—	0	0	3	3
Hatley	—	RS	0	0	3	3
Brady	—	—	—	RS	2	2
Beckner	—	—	—	—	2	2

LINEBACKERS	'11	'12	'13	'14	'15	Tot.
Brothers	RS	0	14	14	5	33
Scherer	—	RS	0	14	5	19
Newsom	—	RS	0	2	5	7
Green	—	RS	0	3	0	3

SECONDARY	'11	'12	'13	'14	'15	Tot.
Simon	RS	0	8	14	5	27
Penton	—	—	2	12	5	19
Dennis	—	—	—	11	5	16
Gibson	—	RS	0	5	0	5
Sherrills	—	—	RS	0	5	5
Browning	RS	0	0	1	0	1

CAREER PARTICIPATION REPORT

	Career G-GS	2015 G-GS	2014 G-GS	2013 G-GS	2012 G-GS	2011 G-GS
39 Chase Abbington	4-0	4-0	-	-	-	-
64 Paul Adams	1-0	1-0	-	-	-	-
97 Josh Augusta	33-5	5-5	14-0	14-0	-	-
99 Andrew Baggett	45-0	5-0	14-0	14-0	12-0	RS
79 Terry Beckner, Jr.	5-2	5-2	-	-	-	-
38 Eric Beisel	18-0	5-0	13-0	RS	-	-
13 Corbin Berkstresser	17-4	4-0	-	3-0	10-4	RS
17 DeSean Blair	2-0	2-0	-	-	-	-
11 Kendall Blanton	2-0	2-0	-	-	-	-
77 Evan Boehm	45-45	5-5	14-14	14-14	12-12	-
56 Walter Brady	5-2	5-2	-	-	-	-
90 Harold Brantley	28-17	-	14-12	14-5	RS	-
26 Jake Brents	1-0	1-0	1-0	0-0	RS	-
10 Kentrell Brothers	44-33	5-5	14-14	14-14	11-0	RS
2 Nate Brown	14-5	5-5	9-0	-	-	-
5 Cortland Browning	32-1	4-0	11-1	14-0	3-0	RS
34 Joey Burkett	18-0	5-0	13-0	RS	-	-
62 Taylor Chappell	22-13	5-3	13-10	4-0	-	RS
28 Logan Cheadle	18-0	5-0	13-0	-	-	-
90 Nick Coffman	2-0	-	2-0	-	RS	-
55 Nate Crawford	6-4	4-4	2-0	RS	-	-
70 Malik Cuellar	4-0	4-0	-	-	-	-
80 Sean Culkin	33-19	4-4	14-14	14-1	RS	-
7 Kenya Dennis	19-16	5-5	14-11	-	-	-
82 Clayton Echard	32-1	5-1	14-0	12-0	1-0	RS
26 Corey Fatony	5-0	5-0	-	-	-	-
5 John Gibson	31-6	5-0	14-5	12-0	RS	-
40 Clarence Green	29-2	5-0	14-2	10-0	1-0	RS
84 Emanuel Hall	4-0	4-0	-	-	-	-
73 Mitch L. Hall	31-9	5-5	13-4	13-0	-	-
24 Terez Hall	5-0	5-0	-	-	-	-
32 Russel Hansbrough	41-8	4-4	14-4	14-0	9-0	-
91 Charles Harris	19-7	5-5	14-2	RS	-	-
95 Rickey Hatley	27-3	5-3	14-0	8-0	RS	-
33 Cam Hilton	5-0	5-0	-	-	-	-
1 Anthony Hines	3-0	3-0	-	-	-	-
88 Nate Howard	5-0	5-0	-	-	-	-
35 Tyler Hunt	32-0	5-0	13-0	13-0	1-0	-
86 Jake Hurrell	33-0	5-0	14-0	14-0	RS	-
15 Grant Jones	5-0	5-0	-	-	-	-
41 Eric Laurent	4-0	4-0	-	-	-	-
4 Brandon Lee	5-0	5-0	-	-	-	-
18 Wesley Leftwich	17-8	4-4	10-4	3-0	-	RS
3 Drew Lock	5-1	5-1	-	-	-	-
75 A.J. Logan	8-0	5-0	3-0	RS	-	-
7 Maty Mauk	31-22	4-4	14-14	13-4	RS	-
60 Connor McGovern	41-33	5-5	14-14	14-14	8-0	RS
63 Brad McNulty	38-14	4-1	13-9	10-0	11-4	RS
6 J'Mon Moore	18-5	5-5	13-0	RS	-	-
18 Josh Moore	5-0	5-0	-	-	-	-
25 Donavin Newsom	29-7	5-5	14-2	10-0	RS	-
71 Kevin Pendleton	1-0	1-0	-	-	-	-
11 Aarion Penton	32-19	5-5	13-12	14-2	-	-
9 Eddie Printz	8-0	5-0	3-0	RS	-	-
10 Jason Reese	18-0	5-0	13-0	RS	-	-
16 Thomas Richard	2-0	2-0	-	-	-	-
6 Tavon Ross	4-0	4-0	-	-	-	-
72 Clay Rhodes	1-0	1-0	1-0	RS	-	-
30 Michael Scherer	33-19	5-5	14-14	14-0	RS	-
22 Anthony Sherrills	19-5	5-5	14-0	RS	-	-
21 Ian Simon	43-27	5-5	14-14	14-8	10-0	-
36 Morgan Steward	15-0	3-0	-	12-0	RS	-
31 Finis Stribling IV	2-0	2-0	-	-	-	-
8 Thomas Wilson	16-0	5-0	11-0	-	-	-
14 Ray Wingo	5-0	5-0	-	-	-	-
29 Ish Witter	17-1	5-1	12-0	-	-	-

MOST GAMES PLAYED

Andrew Baggett	45
Evan Boehm	45
Kentrell Brothers	44
Ian Simon	43
Russell Hansbrough	41
Connor McGovern	41
Brad McNulty	38

MOST STARTS

Evan Boehm	45
Kentrell Brothers	33
Connor McGovern	33
Ian Simon	27

CONSECUTIVE GAMES PLAYED STREAK

Evan Boehm	45
Andrew Baggett	45

BOEHM
TEAM-BEST 45
CONSECUTIVE
STARTS

CONSECUTIVE STARTS

Evan Boehm	45
Kentrell Brothers	33
Connor McGovern	33

SEASON/CAREER HIGHS - OFFENSE

#2 NATE BROWN // WR
SEASON

Catches: 6 - vs. SC (10/3)
Yards: 69 - vs. SEMO (9/5)
TDs: 2 - vs. SC (10/3)
Long: 25 - vs. SEMO (9/5)

CAREER

Catches: 6 - vs. SC (10/3/15)
Rec. Yards: 69 - vs. SEMO (9/5/15)
TDs: 2 - vs. SC (10/3/15)
Long: 25 - vs. SEMO (9/5/15)


#17 DESEAN BLAIR // WR
SEASON

Catches: 1 - vs. SEMO (9/5)
Yards: 21 - vs. SEMO (9/5)
TDs: NA
Long: 21 - vs. SEMO (9/5)

CAREER

Catches: 1 - vs. SEMO (9/5/15)
Rec. Yards: 21 - vs. SEMO (9/5/15)
TDs: NA
Long: 21 - vs. SEMO (9/5/15)


#80 SEAN CULKIN // TE
SEASON

Catches: 5 - at ASU (9/12)
Yards: 46 - at ASU (9/12)
TDs: 1 - at ASU (9/12)
Long: 21 - at ASU (9/12)

CAREER

Catches: 5 - at ASU (9/12/15)
Rec. Yards: 46 - at ASU (9/12/15)
TDs: 1 - twice, MR at ASU (9/12/15)
Long: 21 - at ASU (9/12/15)


#15 KEYON DILOSA // WR
SEASON

Catches: 3 - twice
Yards: 25 - vs. SEMO (9/5)
TDs: NA
Long: 16 - at UK (9/26)

CAREER

Catches: 3 - twice, MR at UK (9/26/15)
Yards: 25 - vs. SEMO (9/5/15)
TDs: NA
Long: 16 - at UK (9/26/15)


#32 RUSSELL HANSBROUGH // TB
SEASON

Rushes: 22 - vs. SC (10/3)
Yards: 43 - vs. SC (10/3)
TDs: NA
Long: 24 - vs. SC (10/3)
Catches: 3 - vs. SC (10/3)

CAREER

Rushes: 20 - vs. Arkansas (11/28/14)
Yards: 199 - at Texas A&M (11/15/14)
TDs: 3 - at S. Carolina (9/27/14)
Long: 78 - vs. Minnesota (1/1/15)
Catches: 3 - vs. UK (11/1/14)


#41 ERIC LAURENT // WR
SEASON

Catches: 1 - vs. UConn (9/19)
Yards: 4 - vs. UConn (9/19)
TDs: NA
Long: NA

CAREER

Catches: 1 - vs. UConn (9/19/15)
Yards: 4 - vs. UConn (9/19/15)
TDs: NA
Long: NA


#18 WESLEY LEFTWICH // WR
SEASON

Catches: 3 - at UK (9/26)
Yards: 44 - at UK (9/26)
TDs: 1 - at ASU (9/12)
Long: 32 - at ASU (9/12)

CAREER

Catches: 3 - twice, MR at UK (9/26/15)
Yards: 44 - at UK (9/26/15)
TDs: 1 - at ASU (9/12/15)
Long: 32 - at ASU (9/12/15)


#7 MATY MAUK // QB
SEASON

Comp.: 16 - at ASU (9/12)
Att.: 36 - at ASU (9/12)
Yards: 181 - vs. SEMO (9/5)
TDs: 3 - at ASU (9/12)
Long: 51 - vs. UConn (9/19)
Rush (Yds): 75 - at ASU (9/12)
Long: 24 - at ASU (9/12)

CAREER

Comp.: 29 - vs. Indiana (9/20/14)
Att.: 48 - vs. Indiana (9/20/14)
Yards: 331 - vs. Indiana (9/20/14)
TDs (P/R): 5 at Toledo (9/6/14)/1 twice
Long: 96 - vs. S. Carolina (10/26/13)

Rushing
Att: 14
Yards: 75
Long: 36


#J'MON MOORE // WR
SEASON

Catches: 6 - vs. UConn (9/19)
Yards: 74 - vs. SEMO (9/5)
TDs: 1 - twice
Long: 27 - vs. SEMO (9/5)

CAREER

Catches: 6 - vs. UConn - 9/19/15)
Yards: 74 - vs. SEMO (9/5/15)
TDs: 1 - twice, MR at UK (9/26/15)
Long: 27 - vs. SEMO (9/5/15)


#10 JASON REESE // TE
SEASON

Catches: 6 - vs. SC (10/3)
Yards: 47 - vs. SC (10/3)
TDs: NA

CAREER

Catches: 6 - vs. SC (10/3)
Rec. Yards: 47 - vs. SC (10/3)
TDs: NA


#3 DREW LOCK // QB
SEASON

Comp.: 21 - vs. SC (10/3)
Att.: 28 - vs. SC (10/3)
Yards: 138 - vs. SEMO (9/5)
TDs: 2 - vs. SC (10/3)
Long: 78 - vs. SEMO (10/3)

CAREER

Comp.: 21 - vs. SC (10/3/15)
Att.: 28 - vs. SC (10/3/15)
Yards: 138 - vs. SEMO (9/5/15)
TDs: 2 - vs. SC (10/3/15)
Long: 78 - vs. SEMO (9/5/13)


#29 ISH WITTER // TB
SEASON

Rushes: 17 - twice
Yards: 98 - vs. SC (10/3)
TDs: 1 - vs. SC (10/3)
Long: 17 - vs. SC (10/3)
Catches: 3 - vs. (9/19)

CAREER

Rushes: 17 - twice, MR vs. SC (10/3/15)
Yards: 98 - vs. SC (10/3/15)
TDs: 1 - twice, MR vs. SC (10/3/15)
Long: 17 - vs. SC (10/3/15)
Catches: 3 - vs. UConn (9/19/15)

CAREER HIGHS - DEFENSE



#97 JOSH AUGUSTA // DT

SEASON

Tackles: 2 - three times
TFL: 2.0 - vs. UConn (9/19)
Sacks: NA
INT: NA
FF: NA

CAREER

Tackles: 4 - at Tennessee (11/22/14)
TFL: 2.0 - twice, MR vs. Uconn (9/19/15)
Sacks: 1.0 - three times
INT: 1 - vs. UCF (9/13/14)
FF: 2 - at UT (11/22/14)



#10 KENTRELL BROTHERS // LB

SEASON

Tackles: 16 - twice
TFL: 1.5 - three times
Sacks: NA
INT: 2 - at ASU (9/12)
FF: NA
PBU: 1 - vs. UConn (9/19)

CAREER

Tackles: 16 - twice, MR at ASU (9/12/15)
TFL: 2.0 - vs. S. Carolina (9/27/14)
Sacks: 1 - twice, MR vs. Florida (10/18/14)
INT: 2 - at ASU (9/12/15)
FF: 1 - three times



#5 CORTLAND BROWNING // S

SEASON

Tackles: 3 - at UK (9/26)
TFL: NA
Sacks: NA
INT: NA
FF: NA

CAREER

Tackles: 3 - at UK (9/26/15)
TFL: NA
Sacks: NA
INT: NA
FF: 1NA



#7 KENYA DENNIS // CB

SEASON

Tackles: 6 - vs. SC (10/3)
TFL: 1.0 - vs. SEMO (9/5)
Sacks: 1.0 - vs. SEMO (9/5)
INT: 1 - vs. SC (10/3)
FF: NA
PBU: 1 - vs. SEMO (9/5)

CAREER

Tackles: 8 - at Florida (10/18/14)
TFL: 2.0 - vs. Kentucky (10/25/14)
Sacks: 1 - twice, MR vs. SEMO (9/5/15)
INT: 1 - twice, MR vs. SC (10/3/15)
FF: 1 - at Florida (10/18/14)



#1 JOHN GIBSON // CB

SEASON

Tackles: 3 - at UK (9/26)
TFL: NA
Sacks: NA
INT: 1 - at ASU (9/12)
FF: NA
PBU: 1 - twice

CAREER

Tackles: 5 - at Tennessee (11/22/14)
TFL: 0.5 - twice, MR vs. Arkansas (11/28/14)
Sacks: NA
INT: 1 - twice, MR at ASU (9/12/15)
FF: NA



#91 CHARLES HARRIS // DE

SEASON

Tackles: 6 - at ASU (9/12)
TFL: 4.5 - at ASU (9/12)
Sacks: 2.0 - at ASU (9/12)
INT: NA
FF: 1 - vs. SEMO (9/5)
QBH: 2 - at ASU (9/12)

CAREER

Tackles: 6 - at ASU (9/12/15)
TFL: 4.5 - at ASU (9/12/15)
Sacks: 2.0 - at ASU (9/12/15)
INT: NA
FF: 1 - vs. SEMO (9/5/15)



#95 RICKEY HATLEY // DT

SEASON

Tackles: 3 - vs. UConn (9/19)
TFL: 1.5 - vs. SEMO (9/5)
Sacks: NA
INT: NA
FF: NA

CAREER

Tackles: 3 - twice, MR vs. UConn (9/19/15)
TFL: 1.5 - vs. SEMO (9/5/15)
Sacks: 1.0 - vs. UCF (9/13/14)
INT: NA
FF: 1 vs. UCF (9/13/14)



#25 DONAVIN NEWSOM // LB

SEASON

Tackles: 7 - vs. UK (9/26)
TFL: 2.0 - at UK (9/26)
Sacks: 1.0 - at UK (9/26)
INT: NA
FF: NA
PBU: 1 - vs. UConn (9/19)

CAREER

Tackles: 7 - vs. UK (9/26)
TFL: 2.0 - at UK (9/26)
Sacks: 1.0 - at UK (9/26)
INT: NA
FF: 1 - twice, MR vs. Minnesota (1/1/15)




#11 AARION PENTON // CB

SEASON

Tackles: 7 - vs. SEMO (9/5)
TFL: 1.0 - vs. SEMO (9/5)
Sacks: NA
INT: NA
FF: 1 - at UK (9/26)
PBU: 1 - vs. UConn (9/19)

CAREER

Tackles: 7 - twice, MR vs. SEMO (9/5/15)
TFL: 1.0 - 3x, MR vs. SEMO (9/5/15)
Sacks: NA
INT: 1 - three times, MR vs. Kentucky (11/1/14)
FF: 1 - vs. Georgia (10/11/14)



#30 MICHAEL SCHERER // LB

SEASON

Tackles: 10 - at ASU (9/12)
TFL: 3.0 - at ASU (9/12)
Sacks: NA
INT: NA
FF: NA
QBH: 1 - vs. SEMO (9/5)

CAREER

Tackles: 13 - twice, MR vs. Kentucky (11/1/14)
TFL: 3.0 - at ASU (9/12/15)
Sacks: 0.5 at Tennessee (11/22/15)
INT: NA
FF: 1 - vs. Alabama (12/6/14)



#21 IAN SIMON // S

SEASON

Tackles: 5 - at ASU (9/12)
TFL: NA
Sacks: NA
INT: 1 - vs. SC (10/3)
FR: 1 - vs. SEMO (9/5)
PBU: 1 - vs. SC (10/3)

CAREER

Tackles: 8 - at Florida (10/18/14)
TFL: 1.5 - vs. Texas A&M (11/30/13)
Sacks: 0.5 - at Tennessee (11/22/14)
INT: 1 - three times, MR vs. SC (10/13/15)
FF: 1 - vs. SDSU (8/30/14)




#22 ANTHONY SHERRILLS // S

SEASON

Tackles: 6 - at ASU (9/12)
TFL: 1.0 - at ASU (9/12)
PBU: 1 - vs. SC (10/3)
INT: 1 - vs. UConn (9/19)
FF: 1 - vs. UConn (9/19)
FR: 1 - vs. UConn (9/19)

CAREER

Tackles: 6 - at ASU (9/12/15)
TFL: 1.0 - at ASU (9/12/15)
PBU: 1 - vs. SC (10/3)
INT: 1 - vs. UConn (9/19/15)
FF: 1 - vs. UConn (9/19/15)

CAREER HIGHS - DEFENSE

#16 MARCELL FRAZIER // DT
SEASON

Tackles: 3 - at ASU (9/12)
TFL: 1.5 - at ASU (9/12)
Sacks: 1.0 - vs. SC (10/3)
QBH: 1 - twice
FF: NA

CAREER

Tackles: 3 - at ASU (9/12/15)
TFL: 1.5 - at ASU (9/12/15)
Sacks: NA
QBH: 1 - twice, MR vs. UConn (9/19/15)
FF: NA


#56 WALTER BRADY // DE
SEASON

Tackles: 5 - at UK (9/26)
TFL: 2.0 - twice
Sacks: 2.0 - twice
QBH: 1 - twice
FF: NA
INT: 1 - vs. SC (10/3)

CAREER

Tackles: 5 - at UK (9/26/15)
TFL: 2.0 - twice, MR vs. S. Carolina (10/3/15)
Sacks: 2.0 - twice, MR vs. S. Carolina (10/3/15)
QBH: 1 - twice, MR vs. UConn (9/19/15)
INT: 1 - vs. SC (10/3)


#40 CLARENCE GREEN // LB
SEASON

Tackles: 8 - at UK (9/26)
TFL: 0.5 - at UK (9/26)
Sacks: NA
INT: NA
FF: NA

CAREER

Tackles: 8 - at UK (9/26/15)
TFL: 0.5 - at UK (9/26/15)
Sacks: NA
INT: NA
FF: 1NA


#34 JOEY BURKETT // LB
SEASON

Tackles: 6 - vs. SEMO (9/5)
TFL: NA
Sacks: NA
INT: NA
FF: NA
PBU: NA

CAREER

Tackles: 6 - vs. SEMO (9/5/15)
TFL: NA
Sacks: NA
INT: NA
FF: NA


#8 THOMAS WILSON // S
SEASON

Tackles: 1 - four times
TFL: NA
Sacks: NA
INT: NA
FF: NA
PBU: NA

CAREER

Tackles: 3 - twice, MR at Florida (10/18/14)
TFL: 1.0 - at Tennessee (11/22/14)
Sacks: NA
INT: NA
PBU: 1 - vs. SDSU (8/30/14)


#88 NATE HOWARD // DE
SEASON

Tackles: 2 - vs. SEMO (9/5)
TFL: 1.5 - vs. SEMO (9/5)
Sacks: NA
INT: NA
FF: NA
QBH: NA

CAREER

Tackles: 2 - vs. SEMO (9/5)
TFL: 1.5 - vs. SEMO (9/5)
Sacks: NA
INT: NA
FF: NA


#79 TERRY BECKNER // DT
SEASON

Tackles: 4 - vs. SEMO (9/5)
TFL: 1.0 - three times
Sacks: NA
INT: NA
FF: NA

CAREER

Tackles: 4 - vs. SEMO (9/5)
TFL: 1.0 - twice, MR at UK (9/26/15)
Sacks: 1.0 - vs. UCF (9/13/14)
INT: NA
FF: 1 vs. UCF (9/13/14)

FAUROT FIELD AT MEMORIAL STADIUM (71,168 CAPACITY)


Mizzou's gameday home is Memorial Stadium/Faurot Field. Here are some facts associated with the stadium.

- Opened in 1926
- Built for a cost of \$350,000
- Initial seating capacity was 25,000
- Named Memorial Stadium in honor of the 112 Mizzou graduates and students who died in World War I
- The Rock M overlooking the North endzone debuted in 1927, and was assembled by the freshman class
- Seating capacity is 71,168 in 2015
- MU all-time record at Memorial Stadium is 279-175-20 (60.9%) in 89 seasons.
- Field was named Faurot Field in 1972 in honor of Hall of

Fame Coach Don Faurot (fuh-ROE)

- Approximately \$50 million of construction investment provided new amenities prior to 2014, including:
 - East side addition which added a new upper deck (called the Tiger Deck), which added 4,500 seats
 - A new club/lounge level (called the Columns Club) complete with outdoor loge seating and two suites
 - New lighting towers
 - Ribbon/message boards on both the east and west sides
 - Newly-created tailgating area beyond the southwest corner of the stadium called Truman's Terrace



MIZZOU - THE LAST TIME IT HAPPENED...

RUSHING

30 attempts	45 - Zain Gilmore vs. Texas Tech, 10/30/99
200 yards	263 - Henry Josey vs. Western Illinois, 9/17/11
3 TDs	Russell Hansbrough at South Carolina, 9/27/14
4 TDs	Tony Temple vs. Arkansas (Cotton Bowl), 1/1/08
50+ yard rush	68 - Russell Hansbrough vs. Indiana, 9/20/14
75+ yard rush	86 - Henry Josey at Kentucky, 11/9/13
Two 100-yard performances	115 - Henry Josey vs. Murray State, 8/31/13
(same game)	104 - Russell Hansbrough vs. Murray State, 8/31/13
Four consecutive 100-yard games	Henry Josey
(same season)	129 vs. Iowa State, 10/15/11
	138 vs. Oklahoma State, 10/22/11
	162 at Texas A&M, 10/29/11
	132 at Baylor, 11/5/11

PASSING

30-39 attempts	30 - Maty Mauk at Kentucky, 9/26/15
40-49 attempts	42 - Maty Mauk vs. Arkansas, 11/28/14
50 attempts	51 - James Franklin at Florida, 11/3/12
30-39 completions	32 - James Franklin at Indiana, 9/21/13
300 yards	331 - Maty Mauk vs. Indiana, 9/20/14
400 yards	434 - Blaine Gabbert vs. Iowa, 12/28/10
75+ yard completion	78 - Drew Lock vs. SEMO, 9/5/15
Two QBS over 100 yards	Maty Mauk, 181; Drew Lock 138 vs. SEMO, 9/5/15
3 TDs	Maty Mauk vs. South Dakota State, 8/30/14
4 TDs	Maty Mauk vs. UCF, 9/13/14
5 TDs	Maty Mauk at Toledo, 9/6/14
4 interceptions	Maty Mauk vs. Georgia, 10/11/14
5 interceptions	Terry McMillan vs. Penn State, 1/1/70
6 interceptions	Kent Kiefer vs. Miami (Fla), 9/23/89

RECEIVING

10+ receptions	12 - Bud Sasser vs. Indiana, 9/20/14
150 yards	153 - Bud Sasser vs. Indiana, 9/20/14
75+ yard reception	78 (TD) - Tyler Hunt vs. SEMO, 9/5/15
Two 100-yard performances	101 (10) - Marcus Lucas at Indiana, 9/21/13
(same game)	105 (8) - Dorial Green-Beckham at Indiana, 9/21/13
Three 100-yard performances	172 (6) - Jeremy Maclin vs. Nevada, 9/13/08
(same game)	127 (6) - Chase Coffman vs. Nevada, 9/13/08
	100 (6) - Tommy Saunders vs. Nevada, 9/13/08
3 TDs	Danario Alexander at Kansas State, 11/14/09
4 TDs	Dorial Green-Beckham at Kentucky, 11/9/13

DEFENSIVE

15+ tackles	16 - Kentrell Brothers at Arkansas State, 9/12/15
3.0+ sacks	3.0 - Michael Sam vs. Florida, 10/19/13
3.0+ TFL	4.5 - Charles Harris at Arkansas State, 9/12/15
4.0+ TFL	4.5 - Charles Harris at Arkansas State, 9/12/15

TOTAL OFFENSE (RUSHING & PASSING)

400+ yards	404 - James Franklin at Indiana, 9/21/13
300-399 yards	363 - Maty Mauk vs. Indiana, 9/20/14

FIELD GOALS

50 yards	52, 50 - Andrew Baggett vs. Arkansas, 11/28/14
4 FG made	4 - Grant Ressel vs. Kansas, 11/28/09
5 FG made	5 - Andrew Baggett vs. Florida, 10/19/13
6 FG attempted	7 - Tom Whelihan vs. Oklahoma State, 11/16/85

TOUCHDOWN RETURNS (YARDAGE)

Kickoff	96 - Marcus Murphy at Florida, 10/18/14
Punt	82 - Marcus Murphy at Florida, 10/18/14
Interception	46 - Darvin Ruise at Florida, 10/18/14
Fumble	21 - Markus Golden at Florida, 10/18/14
Blocked Field Goal	70 - Carlos Posey vs. West Virginia, 12/26/98
Blocked Punt	41 - Aarion Penton vs. SEMO, 9/5/15

TEAM

Shut out opponent at Faurot Field	69-0 vs. Western Illinois, 9/17/11
Shut out opponent on the road	14-0 at Iowa State, 11/20/10
Shut out opponents, back-to-back	27-0 at Kansas State, 10/8/66
	7-0 vs. Oklahoma, 10/15/66
Won in overtime	51-48 (4 OT) at Tennessee, 11/10/12
Blocked a punt	vs. UConn - safety (Clarence Green, 9/19/15
Block a field goal	at Toledo (Harold Brantley), 9/6/14
Block a PAT	vs. UConn (Kentrell Brothers), 9/19/15
Scored a safety	vs. UConn (Clarence Green blocked punt), 9/19/15
Game-winning field goal	35 yards, Andrew Baggett at Tennessee, 11/10/12
Scored 50 points	51-28 win at Vanderbilt, 10/5/13
Scored 60 points	62-10 win vs. SE Louisiana, 9/1/12
600 yards of total offense	623 at Indiana, 9/21/13
700 yards of total offense	744 vs. Western Illinois, 9/17/11

OPPONENT - THE LAST TIME IT HAPPENED...

RUSHING

30+ attempts	38 - Nick Chubb, Georgia, 10/11/14
200 yards	304 - Tre Mason, Auburn, 12/7/13
300 yards	304 - Tre Mason, Auburn, 12/7/13
3 TDs	Kareem Hunt, Toledo, 9/6/14
4 TDs	Tre Mason, Auburn, 12/7/13
Two 100-yard performances	304 - Tre Mason, Auburn, 12/7/13
(same game)	101 - Nick Marshall, Auburn, 12/7/13

PASSING

40-49 attempts	42 - Bo Wallace, Ole Miss, 11/23/13
50+ attempts	57 - Clint Chelf, Oklahoma State, 1/3/14
30-39 completions	33 - Clint Chelf, Oklahoma State, 1/3/14
40+ completions	44 - Graham Harrell, Texas Tech, 10/20/07
400 yards	404 - Tyler Bray, Tennessee, 11/10/12
500 yards	510 - Kliff Kingsbury, Texas Tech, 10/19/02
4 TDs	Tyler Bray, Tennessee, 11/10/12
5 TDs	Juice Williams, Illinois, 8/30/08

RECEIVING

10+ receptions	11 - Pig Howard, Tennessee, 11/2/13
200+ yards	244 - Alec Lemon, Syracuse, 11/17/12
175-199 yards	180 - Aaron Pflugrad, Arizona State, 9/9/11
150-174 yards	163 - Tevin Reese, Baylor, 11/5/11
2 TDs	Josh Reynolds, Texas A&M, 11/15/14
3 TDs	Ryan Broyles, Oklahoma, 9/24/11
Two 100-yard performances	136 - Julian Jones, Arkansas State, 9/28/13
(same game)	117 - J.D. McKissic, Arkansas State, 9/28/13

TOTAL OFFENSE (RUSHING & PASSING)

500 yards	506 - Todd Reesing, Kansas, 11/28/09
400 yards	439 - Johnny Manziel, Texas A&M, 11/24/12

FIELD GOALS

50+ yards	52 - Cody Parkey, Auburn, 12/7/13
4 FG made	Brian Davis, Arkansas State, 9/28/13
3 FG made	Jeremiah Detmer, Toledo, 9/7/13

TOUCHDOWN RETURNS (YARDAGE)

Kickoff	100 - Solomon Patton, Florida, 10/19/13
Punt	0 (In Endzone) - Malcolm Williams, Texas, 10/24/09
Interception	57 - Brad McDougald, Kansas, 11/26/11
Fumble	12 - Curtis Lofton, Oklahoma, 10/13/07

TEAM

Shut out Mizzou at Faurot Field	34-0 vs. Georgia, 10/11/14
Shut out Mizzou on road	66-0 at Kansas State, 11/20/99
Scored 30-39 points	34 - Georgia, loss, 10/11/14
Scored 40-49 points	48, Tennessee, won, 11/10/12
Scored 50-59 points	59 - Auburn, loss, 12/7/13
Scored 60+ points	62 - Oklahoma, loss, 12/6/08
Scored safety	Vanderbilt, at Faurot, 10/6/12

2015 STARTING LINEUPS

OFFENSE	TE	LT	LG	C	RG	RT	QB	TB	X-WR	H-WR	Z-WR
vs. SEMO (9/5)	Culkin	McGovern	Abeln	Boehm	Hall	Crawford	Mauk	Hansbrough	Moore	Brown	Dilosa
at Ark. St. (9/12)	Culkin	McGovern	Abeln	Boehm	Hall	Crawford	Mauk	Hansbrough	Moore	Brown	Leftwich
vs. UConn (9/19)	Culkin	McGovern	Chappell	Boehm	Hall	Crawford	Mauk	Witter	Moore	Brown	Leftwich
at UK (9/26)	Culkin	McGovern	Chappell	Boehm	Hall	Crawford	Mauk	Hansbrough	Moore	Brown	Leftwich
vs. SC (10/3)	Echard	McGovern	McNulty	Boehm	Hall	Chappell	Lock	Hansbrough	Moore	Brown	Leftwich

vs. UF (10/10)
at UGA (10/17)
at VU (10/24)
vs. MSU (11/5)
vs. BYU (11/14)
vs. UT (11/21)
at Ark. (11/27)

DEFENSE	DE	NG	DT	DE	SLB	MLB	WLB	FS	SS	CB	CB
vs. SEMO (9/5)	Frazier	Hatley	Augusta	Harris	Newsom	Scherer	Brothers	Simon	Sherrils	Dennis	Penton
at Ark. St. (9/12)	Frazier	Hatley	Augusta	Harris	Newsom	Scherer	Brothers	Simon	Sherrils	Dennis	Penton
vs. UConn (9/19)	Frazier	Hatley	Augusta	Harris	Newsom	Scherer	Brothers	Simon	Sherrils	Dennis	Penton
at UK (9/26)	Brady	Beckner	Augusta	Harris	Newsom	Scherer	Brothers	Simon	Sherrils	Dennis	Penton
vs. SC (10/3)	Brady	Beckner	Augusta	Harris	Newsom	Scherer	Brothers	Simon	Sherrils	Dennis	Penton

vs. UF (10/10)
at UGA (10/17)
at VU (10/24)
vs. MSU (11/5)
vs. BYU (11/14)
vs. UT (11/21)
at Ark. (11/27)

2015 MIZZOU SCORING DRIVES

QUARTER	TIME	SCORING PLAY (POINT[S] AFTER)	PLAYS	YARDS	TIME POSS.	SCORE MU-OPP
SEMO						
1st	11:28	MOORE, J'Mon 27 yd pass from MAUK, Maty (BAGGETT, Andrew kick)	5	64	1:15	7 - 0
	04:49	BROWN, Nate 23 yd pass from MAUK, Maty (BAGGETT, Andrew kick)	5	54	1:59	14 - 0
2nd	09:54	BAGGETT, Andrew 39 yd field goal	8	48	3:15	17 - 0
3rd	10:55	BAGGETT, Andrew 23 yd field goal	10	76	3:58	20 - 3
	00:22	PENTON, Aarion 41 yd blocked punt return (BAGGETT, Andrew kick)	3	27	NA	27 - 3
4th	05:13	HUNT, Tyler 78 yd pass from LOCK, Drew (BAGGETT, Andrew kick)	5	92	1:51	34 - 3

at Arkansas State

1st	08:00	Baggett, Andrew 30 yd field goal	12	60	4:14	3 - 0
	04:08	Brown, Nate 11 yd pass from Mauk, Maty (Baggett, Andrew kick)	1	11	0:07	10 - 10
3rd	05:25	Leftwich, Wesley 32 yd pass from Mauk, Maty (Baggett, Andrew kick)	6	62	2:20	17 - 17
	00:44	Culkin, Sean 21 yd pass from Mauk, Maty (Baggett, Andrew kick)	6	65	2:28	24 - 17
4th	07:10	Baggett, Andrew 41 yd field goal	8	16	2:14	27 - 20

UConn

1st	07:44	Green, Clarence safety	NA	NA	NA	0 - 2
3rd	05:03	Mauk, Maty 2 yd run (Baggett, Andrew kick)	15	68	6:34	6 - 9

at Kentucky

1st	03:49	Moore, J'Mon 17 yd pass from Mauk, Maty (Baggett, Andrew kick)	13	80	6:06	7 - 0
3rd	06:04	Baggett, Andrew 39 yd field goal	7	36	2:37	10 - 7
4th	03:00	Baggett, Andrew 24 yd field goal	12	68	3:15	13 - 21

vs. South Carolina

1st	07:19	Brown, Nate 8 yd pass from Lock, Drew (Baggett, Andrew kick)	11	51	4:09	0 - 7
2nd	13:42	Baggett, Andrew 21 yd field goal	11	72	3:29	3 - 10
	04:48	Brown, Nate 9 yd pass from Lock, Drew (Baggett, Andrew kick)	1	65	4:32	10 - 17
3rd	03:36	Witter, Ish 1 yd run (Baggett, Andrew kick)	7	31	2:41	10 - 24

vs. Florida

at Georgia

at Vanderbilt

vs. Mississippi State

vs. BYU

vs. Tennessee

2015 SEASON HONORS

EVAN BOEHM // C // SR

Preseason

All-SEC Third Team (AP)

All-SEC Third Team (Coaches)

Rimington Watch List

Outland Watch List

KENTRELL BROTHERS // LB // SR

Preseason

All-SEC Second Team (Coaches)

All-SEC Third Team (AP)

Bednarik Award Watch List

Nagurski Award Watch List

Butkus Award Watch List

SEC Defensive Player of the Week (9/14)

RUSSELL HANSBROUGH // RB // SR

Preseason

All-SEC Third Team (Coaches)

Maxwell Award Watch List

Doak Walker Award Watch List

Earl Campbell Tyler Rose Award Watch List

MATY MAUK // QB // RS-JR

Preseason

All-SEC Second Team (Coaches)

Maxwell Award Watch List

Manning Award Watch List

GARY PINKEL // HEAD COACH

Preseason

Dodd Trophy Watch List

MIZZOU'S 2015 OPPONENTS

SEMO (2-3)

Date	Opponent	Score/Time
Sept. 5	@ Mizzou	L, 34-3
Sept. 12	Southern Illinois	W, 27-24
Sept. 19	@ Indiana State	L, 29-28
Sept. 26	Shorter	L, 26-21
Oct. 3	Murray State	W, 27-10
Oct. 10	@ E. Illinois	1 p.m.
Oct. 17	E. Kentucky	1 p.m.
Oct. 24	OPEN	
Oct. 31	Tennessee Tech	1 p.m.
Nov. 7	@ Austin Peay	4 p.m.
Nov. 14	@ Jacksonville St.	1 p.m.
Nov. 21	UT Martin	1 p.m.

ARKANSAS STATE (2-3)

Date	Opponent	Score/Time
Sept. 5	@ USC	L, 55-6
Sept. 12	Mizzou	L, 27-20
Sept. 19	vs. Missouri State	W, 70-7
Sept. 26	@ Toledo	L, 37-7
Oct. 3	vs. Idaho	W, 49-35
Oct. 13	@ South Alabama	7 p.m.
Oct. 20	vs. Louisiana-Lafayette	7 p.m.
Oct. 31	vs. Georgia State	TBD
Nov. 5	@ Appalachian State	6:30 p.m.
Nov. 14	at UL-Monroe	2 p.m.
Nov. 21	OPEN	
Nov. 28	at New Mexico State	TBD
Dec. 5	vs. Texas State	TBD

UCONN (2-3)

Date	Opponent	Score/Time
Sept. 3	Villanova	W, 20-15
Sept. 12	Army	W, 22-17
Sept. 19	@ Mizzou	L, 9-6
Sept. 26	vs. Navy	L, 28-18
Oct. 2	@ BYU	L, 30-13
Oct. 10	@ UCF	TBD
Oct. 17	vs. USF	TBD
Oct. 24	@ Cincinnati	TBD
Oct. 30	vs. ECU	6 p.m.
Nov. 7	@ Tulane	TBD
Nov. 14	OPEN	
Nov. 21	vs. Houston	TBD
Nov. 28	@ Temple	TBD

KENTUCKY (4-1)

Date	Opponent	Score/Time
Sept. 5	Louisiana-Lafayette	W, 40-33
Sept. 12	@ South Carolina	W, 26-22
Sept. 19	Florida	L, 14-9
Sept. 26	Mizzou	W, 21-13
Oct. 3	E. Kentucky	W, 34-27 (OT)
Oct. 15	Auburn	6 p.m.
Oct. 24	@ Mississippi State	TBD
Oct. 31	Tennessee	TBD
Nov. 7	at Georgia	TBD
Nov. 14	@ Vanderbilt	TBD
Nov. 21	Charlotte	TBD
Nov. 28	Louisville	TBD

SOUTH CAROLINA (2-3)

Date	Opponent	Score/Time
Sept. 3	North Carolina	W, 17-13
Sept. 12	Kentucky	L, 26-22
Sept. 19	@ Georgia	L, 52-20
Sept. 26	vs. UCF	W, 31-14
Oct. 3	@ Mizzou	L, 24-10
Oct. 10	VS. LSU	TBD
Oct. 17	vs. Vanderbilt	TBD
Oct. 24	OPEN	
Oct. 31	@ Texas A&M	TBD
Nov. 7	@ Tennessee	TBD
Nov. 14	vs. Florida	TBD
Nov. 21	The Citadel	TBD
Nov. 28	vs. Clemson	TBD

FLORIDA (5-0)

Date	Opponent	Score/Time
Sept. 5	New Mexico State	W, 61-13
Sept. 12	ECU	W, 31-24
Sept. 19	@ Kentucky	W, 14-9
Sept. 26	Tennessee	W, 28-27
Oct. 3	Ole Miss	W, 38-10
Oct. 10	@ Mizzou	6:30 P.M.
Oct. 17	@ LSU	TBD
Oct. 24	OPEN	
Oct. 31	Georgia	2:30 p.m.
Nov. 7	Vanderbilt	TBD
Nov. 14	@ South Carolina	TBD
Nov. 21	FAU	TBD
Nov. 28	Florida State	TBD

GEORGIA (4-1)

Date	Opponent	Score/Time
Sept. 5	UL-Monroe	W, 51-14
Sept. 12	@ Vanderbilt	W, 31-14
Sept. 19	vs. South Carolina	W, 52-20
Sept. 26	Southern	W, 48-6
Oct. 3	Alabama	L, 38-10
Oct. 10	@ Tennessee	TBD
Oct. 17	Mizzou	TBD
Oct. 24	OPEN	
Oct. 31	Florida	2:30 p.m.
Nov. 7	Kentucky	TBD
Nov. 14	@ Auburn	TBD
Nov. 21	Georgia Southern	TBD
Nov. 28	@ Georgia Tech	TBD

VANDERBILT (2-3)

Date	Opponent	Score/Time
Sept. 3	Western Kentucky	L, 14-12
Sept. 12	Georgia	L, 31-14
Sept. 19	vs. Austin Peay	W, 47-7
Sept. 26	@ Ole Miss	L, 27-16
Oct. 3	@ Middle Tennessee	W, 17-13
Oct. 10	OPEN	
Oct. 17	@ South Carolina	TBD
Oct. 24	vs. Mizzou	TBD
Oct. 31	@ Houston	
Nov. 7	@ Florida	TBD
Nov. 14	Kentucky	TBD
Nov. 21	Texas A&M	TBD
Nov. 28	@ Tennessee	TBD

MISSISSIPPI STATE (3-2)

Date	Opponent	Score/Time
Sept. 5	@ Southern Miss	W, 34-16
Sept. 12	LSU	L, 21-19
Sept. 19	Northwestern State	W, 62-13
Sept. 26	@ Auburn	W, 17-9
Oct. 3	@ Texas A&M	L, 30-17
Oct. 10	Troy	TBD
Oct. 17	LA Tech	TBD
Oct. 24	Kentucky	TBD
Oct. 31	OPEN	
Nov. 5	@ Mizzou	8 p.m.
Nov. 14	Alabama	TBD
Nov. 21	@ Arkansas	TBD
Nov. 28	Ole Miss	TBD

BYU (3-2)

Date	Opponent	Score/Time
Sept. 5	@ Nebraska	W, 33-28
Sept. 12	Boise State	W, 35-24
Sept. 19	@ UCLA	L, 24-23
Sept. 26	@ Michigan	L, 31-0
Oct. 2	UConn	W, 30-13
Oct. 10	ECU	TBD
Oct. 16	Cincinnati	7 p.m.
Oct. 24	Wagner	2 p.m.
Oct. 31	OPEN	
Nov. 6	@ San Jose State	10:30 p.m.
Nov. 14	Mizzou (Kansas City)	TBD
Nov. 21	Fresno State	TBD
Nov. 28	at Utah State	2:30 p.m.

TENNESSEE (2-3)

Date	Opponent	Score/Time
Sept. 5	Bowling Green	W, 59-20
Sept. 12	Oklahoma	L, 31-24 (2 OT)
Sept. 19	W. Carolina	W, 55-10
Sept. 26	@ Florida	L, 28-27
Oct. 3	Arkansas	L, 24-20
Oct. 10	Georgia	TBD
Oct. 17	OPEN	
Oct. 24	@ Alabama	TBD
Oct. 31	@ Kentucky	TBD
Nov. 7	South Carolina	TBD
Nov. 14	North Texas	TBD
Nov. 21	@ Mizzou	TBD
Nov. 28	vs. Vanderbilt	TBD

ARKANSAS (2-3)

Date	Opponent	Score/Time
Sept. 5	UTEP	W, 48-13
Sept. 12	Toledo	L, 16-12
Sept. 19	Texas Tech	L, 35-24
Sept. 26	Texas A&M	L, 28-21 (OT)
Oct. 3	@ Tennessee	W, 24-20
Oct. 10	@ Alabama	TBD
Oct. 17	OPEN	
Oct. 24	Auburn	TBD
Oct. 31	UT Martin	TBD
Nov. 7	@ Ole Miss	TBD
Nov. 14	@ LSU	TBD
Nov. 21	Mississippi State	TBD
Nov. 28	Mizzou	1:30 p.m.



EASTERN DIVISION

Team	SEC	Pct.	Overall	Pct.
Florida	3-0	1.000	5-0	1.000
Georgia	2-1	.667	4-1	.800
Kentucky	2-1	.667	4-1	.800
Missouri	1-1	.500	4-1	.800
Tennessee	0-2	.000	2-3	.400
Vanderbilt	0-2	.000	2-3	.400
South Carolina	0-3	.000	2-3	.400

WESTERN DIVISION

Team	SEC	Pct.	Overall	Pct.
LSU	2-0	1.000	4-0	1.000
Texas A&M	2-0	1.000	5-0	1.000
Ole Miss	2-1	.667	4-1	.800
Alabama	1-1	.500	4-1	.800
Arkansas	1-1	.500	2-3	.400
Mississippi St.	1-2	.333	3-2	.600
Auburn	0-2	.000	3-2	.600

MIZZOU ALL-TIME VS. 2015 OPP.

Team	W	L	T	Pct.
SEMO	3	0	0	1.000
Arkansas St.	4	0	0	1.000
UConn	1	0	0	1.000
Kentucky	3	3	0	.500
South Carolina	4	2	0	.667
Florida	3	1	0	.750
Georgia	1	3	0	.250
Vanderbilt	4	2	1	.643
Mississippi St.	2	0	0	1.000
BYU	0	1	0	.000
Tennessee	3	0	0	1.000
Arkansas	4	2	0	.667
Total:	32	14	1	.691
vs. SEC:	24	13	1	.645

ROSTER/PRONUNCIATION GUIDE

#	Name	Pos.	Ht.	Wt.	Yr.	Hometown	High School (Previous)
1	Anthony Hines	DB	6-1	190	So.	South San Francisco, Calif.	El Camino/Coll. of San Mateo
1	Marvin Zanders	QB	6-1	185	RSFr.	Jacksonville, Fla.	Raines
2	Nate Brown	WR	6-3	205	So.	Suwanee, Ga.	North Gwinnett
3	Cortland Browning	S	6-1	205	Sr.	Tyler, Texas	Lee
3	Luke Jackson	PK	6-1	185	So.	Pensacola, Fla.	West
3	Drew Lock	QB	6-4	205	Fr.	Lee's Summit, Mo.	Lee's Summit
4	Brandon Lee	LB	6-2	220	RSFr.	Indianapolis, Ind.	Lawrence Central
4	Ryan Williams	TB	6-0	180	Fr.	Lee's Summit, Mo.	West
5	Marquise Doherty	TB	6-1	205	Fr.	Kansas City, Mo.	Winnertonka
5	John Gibson	DB	6-0	190	Jr.	Missouri City, Texas	Marshall
6	J'Mon Moore	WR	6-3	190	So.	Missouri City, Texas	Elkins
6	Tavon Ross	S	6-0	200	RSFr.	Cochran, Ga.	Bleckley County
7	Kenya Dennis	DB	5-11	200	Sr.	Leland, Miss.	Hind CC
7	Maty Mauk	QB	6-0	195	Jr.	Kenton, Ohio	
8	Justin Smith	WR	6-7	200	Fr.	Dublin, Ga.	West Laurens
8	Thomas Wilson	S	5-10	190	So.	Suwanee, Ga.	Buford
9	Eddie Printz	QB	6-3	205	So.	Marietta, Ga.	Lassiter
9	T.J. Warren	DB	5-11	190	Fr.	Conyers, Ga.	Rockdale County
10	Kentrell Brothers	LB	6-1	235	Sr.	Guthrie, Okla.	Guthrie
10	Jason Reese	TE	6-5	250	So.	Euless, Texas	Trinity
11	Kendall Blanton	TE	6-6	250	RSFr.	Blue Springs, Mo.	South
11	Aaron Penton	DB	5-10	190	Jr.	St. Louis, Mo.	Christian Brothers
12	Tanner Hull	WR	6-0	220	So.	Kansas City, Mo.	O'Hara
12	Johnathon Johnson	WR	5-10	175	Fr.	Memphis, Tenn.	Melrose
12	Dominic Nelson	S	6-0	185	Jr.	Florissant, Mo.	Florissant
13	Corbin Berkstresser	QB	6-3	210	Sr.	Lee's Summit, Mo.	Lee's Summit
13	Spencer Williams	DL	6-3	245	RSFr.	Jacksonville, Fla.	First Coast
14	Ray Wingo	WR	5-11	180	RSFr.	St. Louis, Mo.	St. Louis University High
15	Keyon Dilosa	WR	6-3	200	RSFr.	Round Rock, Texas	Round Rock
15	Grant Jones	LB	6-3	225	RSFr.	Columbia, Mo.	Hickman
16	Brock Bondurant	S	6-2	215	Jr.	Memphis, Mo.	Scotland Co. R-1
16	Marcell Frazier	DL	6-5	265	Jr.	Portland, Ore.	Douglas/College of Siskiyous
16	Thomas Richard	WR	6-1	190	RSFr.	Nashville, Tenn.	Christ Presbyterian
17	DeSean Blair	WR	6-3	190	RSFr.	Jacksonville, Fla.	Sandalwood
18	Wesley Leftwich	WR	6-1	205	Sr.	Columbia, Mo.	Hickman
18	Josh Moore	DL	6-5	260	Fr.	Olathe, Kan.	North
19	Oke Akushe	WR	5-10	185	So.	St. Louis, Mo.	McCluer North
19	Ronnell Perkins	S	6-0	185	Fr.	St. Louis, Mo.	University City
20	Trevon Walters	TB	5-10	200	RSFr.	Bradenton, Fla.	Manatee
21	Ian Simon	S	6-0	195	Sr.	Mansfield, Texas	Legacy
21	Ish Witter	TB	5-10	190	So.	Tampa, Fla.	Alonso
22	Anthony Sherrils	DB	6-0	190	So.	Kansas City, Mo.	Hogan Prep
24	Terez Hall	LB	6-2	215	Fr.	Lithonia, Ga.	King
25	Donavin Newsom	LB	6-2	230	Jr.	St. Louis, Mo.	Parkway North
26	Jake Brents	WR	6-3	205	Jr.	Springfield, Mo.	Kickapoo
26	Corey Fatony	P	5-11	185	Fr.	Franklin, Tenn.	Franklin
28	Logan Cheadle	DB	5-10	180	So.	Lee's Summit, Mo.	West
28	Steven Spadarotto	WR	6-2	185	Fr.	Santa Maria, Calif.	Righetti
29	DeAndre McKenzie	DB	6-1	195	Sr.	Lee's Summit, Mo.	(Lee's Summit/Mo. Southern
30	Michael Scherer	LB	6-3	230	Jr.	St. Louis, Mo.	Country Day
31	Finis Stribling IV	DB	5-11	175	RSFr.	Thompson's Station, Tenn.	Independence
32	Russell Hansbrough	TB	5-9	195	Sr.	Arlington, Texas	Bowie
33	Cam Hilton	S	6-0	180	Fr.	St. Louis, Mo.	Webster Groves
34	Joey Burkett	LB	6-2	210	So.	Jefferson City, Mo.	Jefferson City
35	Tyler Hunt	TB	5-11	210	Sr.	Huntsville, Mo.	Westran
35	Zane Jacoby	S	6-4	205	Fr.	Huntsville, Mo.	Westran
36	Isaiah Pierre	S	5-9	165	RSFr.	Hollywood, Fla.	Hollywood Hills
36	Morgan Steward	TB	6-0	210	Jr.	Kansas City, Mo.	Staley
38	Eric Beisel	LB	6-3	225	So.	Fenton, Mo.	Rockwood Summit
39	Chase Abbington	TB	6-2	215	Jr.	St. Louis, Mo.	Ft. Zumwalt South/Hutchinson CC
39	Justin Piazza	LB	6-0	205	Jr.	St. Petersburg, Fla.	Catholic
40	Clarence Green	LB	6-0	220	Sr.	Clute, Texas	Brazoswood
40	Andrew Stevens	TB	5-9	195	Jr.	St. Louis, Mo.	Eureka
41	Eric Laurent	WR	6-2	215	Jr.	Ballwin, Mo.	Parkway South
41	Faheem Williams	S	5-11	190	RSFr.	Overbrook, Pa.	Prep Charter
43	Christian Geen	TE	6-1	220	So.	Columbia, Mo.	Hickman
45	Franklin Agbasimere	LB	6-2	220	Fr.	Lagos, Nigeria	Montverde [Fla.] Academy
45	Nick Rhone	WR	5-10	200	So.	Beaumont, Texas	Central
46	Trei Walton	DB	5-10	190	Sr.	Northville, Mich.	Northville/Northwood Univ.
48	Roderick Winters	LB	5-11	225	RSFr.	Arlington, Texas	Bowie
49	Ferrod Gardner	LB	6-2	200	Fr.	Dayton, Ohio	Trotwood-Madison
50	Jacob Trump	LB	6-3	225	Fr.	Kahoka, Mo.	Clark County
51	Ed Cruz	DL	6-2	230	So.	Park Hill, Mo.	Central
52	Jordan Hill	OL	6-2	270	Sr.	Lee's Summit, Mo.	North

ALPHABETICAL

No.	Name	Pos.
39	Chase Abbington	TB
57	Alec Abeln	OL
64	Paul Adams	OL
91	Turner Adams	PK
45	Franklin Agbasimere	LB
19	Oke Akushe	WR
97	Josh Augusta	DL
99	Andrew Baggett	PK
56	Sam Bailey	OL
98	Dayton Balvanz	P
78	Andy Bauer	OL
79	Terry Beckner, Jr.	DL
38	Eric Beisel	LB
13	Corbin Berkstresser	QB
17	DeSean Blair	WR
11	Kendall Blanton	TE
77	Evan Boehm	OL
16	Brock Bondurant	S
56	Walter Brady	DL
90	Harold Brantley	DL
26	Jake Brents	WR
10	Kentrell Brothers	LB
2	Nate Brown	WR
3	Cortland Browning	S
34	Joey Burkett	LB
93	Andrew Carr	PK
59	Jeffrey Cathey	WR
62	Taylor Chappell	OL
28	Logan Cheadle	DB
90	Nick Coffman	PK
46	Shaun Conway	TB
55	Nate Crawford	OL
51	Ed Cruz	DL
70	Malik Cuellar	OL
80	Sean Culkin	TE
7	Kenya Dennis	DB
15	Keyon Dilosa	WR
5	Marquise Doherty	TB
67	Jonah Dubinski	OL
82	Clayton Echard	TE
24	John Eierman	WR
68	Mike Fairchild	OL
26	Corey Fatony	P
85	Richaud Floyd	WR
16	Marcell Frazier	DL
49	Ferrod Gardner	LB
43	Christian Geen	TE
5	John Gibson	DB
40	Clarence Green	LB
76	Thomas Grossman	OL
84	Emanuel Hall	WR
73	Mitch Hall	OL
24	Terez Hall	LB
89	Tyler Hanneke	DL
32	Russell Hansbrough	TB
87	Jordan Harold	DL
69	A.J. Harris	OL
91	Charles Harris	DL
95	Rickey Hatley	DL
52	Jordan Hill	OL
33	Cam Hilton	S
1	Anthony Hines	DB
88	Nate Howard	DL
12	Tanner Hull	WR
35	Tyler Hunt	TB
86	Jake Hurrell	OL
3	Luke Jackson	PK
94	Tyrell Jacobs	DL
35	Zane Jacoby	S
12	Johnathon Johnson	WR
15	Grant Jones	LB
75	Max Kavy	OL
89	Brian Kurz	TE
41	Eric Laurent	WR
4	Brandon Lee	LB
18	Wesley Leftwich	WR
3	Drew Lock	QB
96	A.J. Logan	DL

#	Name	Pos.	Ht.	Wt.	Yr.	Hometown	High School (Previous)
52	Eddie Serrano	DE	6-3	235	So.	Niles, Ill.	Notre Dame Prep
53	Christian Williams	LB	6-0	235	Jr.	Lake Ozark, Mo.	School of the Osage
54	Nick Monaghan	OL	6-2	245	Sr.	Darien, Ill.	Downer's Grove South
55	Nate Crawford	OL	6-5	300	So.	Pensacola, Fla.	West
56	Sam Bailey	OL	6-5	280	RSFr.	Lamar, Mo.	Lamar
56	Walter Brady	DL	6-3	255	RSFr.	Florence, Ala.	Florence
57	Alec Abeln	OL	6-3	290	So.	St. Louis, Mo.	University HS
58	Nick Skalak	OL	6-5	290	Fr.	Irving, Texas	Cistercian
59	Jeffrey Cathey	WR	6-2	185	So.	Little Rock, Ark.	Catholic
60	Connor McGovern	OL	6-4	305	Sr.	Fargo, N.D.	Shanley
61	Adam Roland	OL	6-3	315	RSFr.	St. Louis, Mo.	Oakville
62	Taylor Chappell	OL	6-5	305	Sr.	Canadian, Texas	Canadian
63	Brad McNulty	OL	6-4	305	Sr.	Allen, Texas	Allen
64	Paul Adams	OL	6-6	290	RSFr.	Nashville, Tenn.	Christ Presbyterian
65	Tanner Owen	OL	6-5	280	Fr.	Kearney, Mo.	Kearney
66	Adam Ploudre	OL	6-4	295	So.	Ballwin, Mo.	Marquette HS
67	Jonah Dubinski	OL	6-2	275	Fr.	Columbia, Mo.	Rock Bridge
68	Mike Fairchild	OL	6-5	295	RSFr.	Overland Park, Kan.	Blue Valley West
69	A.J. Harris	OL	6-4	285	Fr.	Stilwell, Kan.	Blue Valley
70	Malik Cuellar	OL	6-5	300	Jr.	Fortuna, Calif.	CC of San Francisco
71	Kevin Pendleton	OL	6-4	315	RSFr.	Lee's Summit, Mo.	West
72	Clay Rhodes	OL	6-5	290	So.	Stilwell, Kan.	Blue Valley
73	Mitch Hall	OL	6-5	310	Sr.	Russellville, Ark.	Ole Miss
74	Blake Wilbers	OL	6-2	270	Fr.	Wardville, Mo.	Helias
75	Max Kavy	OL	6-3	285	Fr.	St. Louis, Mo.	St. Louis University High
76	Thomas Grossman	OL	6-3	260	Fr.	St. Louis, Mo.	Chaminade
77	Evan Boehm	OL	6-3	310	Sr.	Lee's Summit, Mo.	(West)
78	Andy Bauer	OL	6-3	310	RSFr.	St. Louis, Mo.	DeSmet
79	Terry Beckner, Jr.	DL	6-4	300	Fr.	East St. Louis, Ill.	East St. Louis
80	Sean Culkin	TE	6-6	245	Jr.	Indian Rocks Beach, Fla.	Christian
81	Harley Whitehouse	OL	6-0	210	Fr.	St. Louis, Mo.	Parkway Central
82	Clayton Echard	TE	6-5	260	Sr.	Eureka, Mo.	Eureka
84	Emanuel Hall	WR	6-3	200	Fr.	Franklin, Tenn.	Centennial
85	Richaud Floyd	WR	5-11	165	Fr.	Gulfport, Miss.	Gulfport
86	Jake Hurrell	OL	6-3	235	Jr.	Saint Peters, Mo.	Francis Howell North
87	Jordan Harold	DL	6-2	245	So.	St. Louis, Mo.	McCluer North
88	Nate Howard	DL	6-4	235	Fr.	St. Louis, Mo.	Watkins
89	Tyler Hanneke	DL	6-4	250	Jr.	St. Charles, Mo.	West
89	Brian Kurz	TE	6-4	230	So.	Vandalia, Mo.	Van-Far
90	Harold Brantley	DL	6-3	280	Jr.	Hershey, Pa.	Hershey
90	Nick Coffman	PK	5-11	175	Jr.	Missouri City, Texas	Elkins
91	Turner Adams	PK	6-0	195	So.	Springfield, Mo.	Kickapoo
91	Charles Harris	DL	6-3	255	So.	Kansas City, Mo.	Lincoln Prep
93	Andrew Carr	PK	6-1	175	Fr.	Cameron, Mo.	Cameron
94	Tyrell Jacobs	DL	6-4	265	Fr.	Kenner, La.	Rummel
95	Rickey Hatley	DL	6-4	300	Jr.	Atlanta, Texas	Atlanta
96	A.J. Logan	DL	6-2	300	So.	Columbia, Mo.	Rock Bridge
97	Josh Augusta	DL	6-4	345	Jr.	Peoria, Ill.	Peroia
98	Dayton Balvanz	P	6-5	200	Jr.	Eldora, Iowa	South Hardin HS/Ellsworth CC
98	Rocel McWilliams	DL	6-2	240	RSFr.	Pensacola, Fla.	West
99	Andrew Baggett	K	6-1	215	Sr.	Lee's Summit, Mo.	North

ALPHABETICAL		
No.	Name	Pos.
7	Maty Mauk	QB
60	Connor McGovern	OL
29	DeAndre McKenzie	DB
63	Brad McNulty	OL
98	Rocel McWilliams	DL
54	Nick Monaghan	OL
6	J'Mon Moore	WR
18	Josh Moore	DL
12	Dominic Nelson	S
25	Donavin Newsom	LB
65	Tanner Owen	OL
71	Kevin Pendleton	OL
11	Aarion Penton	DB
19	Ronnell Perkins	S
39	Justin Piazza	LB
36	Isaiah Pierre	S
66	Adam Ploudre	OL
9	Eddie Printz	QB
10	Jason Reese	TE
72	Clay Rhodes	OL
45	Nick Rhone	WR
16	Thomas Richard	WR
61	Adam Roland	OL
6	Tavon Ross	S
30	Michael Scherer	LB
52	Eddie Serrano	DE
22	Anthony Sherrills	DB
21	Ian Simon	S
58	Nick Skalak	OL
8	Justin Smith	WR
28	Steven Spadarotto	WR
40	Andrew Stevens	TB
36	Morgan Steward	TB
31	Finis Stribling IV	DB
50	Jacob Trump	LB
20	Trevon Walters	TB
46	Trei Walton	DB
9	T.J. Warren	DB
81	Harley Whitehouse	OL
74	Blake Wilbers	OL
53	Christian Williams	LB
41	Faheem Williams	S
4	Ryan Williams	TB
13	Spencer Williams	DL
8	Thomas Wilson	S
14	Ray Wingo	WR
48	Roderick Winters	LB
21	Ish Witter	TB
1	Marvin Zanders	QB

PRO-NUN-SEE-AY-SHUN GUIDE

PLAYERS PLAY - urz

Alec ABELN **ABE** - linn
Franklin AGBASIMERE..... ag - **BAZZ** - uh - meer
Dayton BALVANZ **BAL** - vanz
Eric BEISEL **BUY** - zul
DeSEAN Blair..... duh - **SHAWN**
Evan BOEHM **BAY** - m
Joey BURKETT **BURK** - it
Taylor CHAPPELL **CHAP** - ul
Logan CHEADLE **CHEE** - dull
MALIK CUELLAR..... muh - **LEEK** / **KWAY** - lar
Keyon DILOSA dih - **LOW** - suh
MARQUISE DOHERTY ...mar - **KEECE** / **DOE** - ur - tee
Clayton ECHARD **ECK** - urd
Cory FATONY fuh - **TOE** - nee
RICHAUD Floyd rish - **ODD**
FERROD Gardner fuh - **ROD**
Tyler HANNEKE **HAN** - uh - kee
Jake HURRELL **HURL**

Zane JACOBY juh - **COE** - bee
Eric LAURENT lore - **RENT**
MATY MAUK **MATT** - ee / **MOCK**
ROCEL McWilliams **ROCK** - cell
J'MON Moore **JAY** - mon
AARION Penton **AIR** - ee - on
RONNELL Perkins ron - **NELL**
Adam PLOUDRE **PLUE** - dray
Thomas RICHARD rish - **ARD**
TAVON Ross **TAY** - von
Michael SCHERER **SHEER**
Eddie SERRANO suh - **RON** - oh
IAN Simon **EEE** - un
Nick SKALAK **SKAL** - uk
FINIS STRIBLING **FINE** - iss / **STRIH** - bling
TREVON Walters **TRAY** - von

COACHES KOE - chuz

Gary PINKEL **PINK** - ul
Barry ODOM **OWE** - dum
Craig KULIGOWSKI kool - ih - **GOW** - skee

HOMETOWNS HOHM TOWNZ

Fortuna **FORE**-tuna
Kearney **CAR**-knee
Olathe **OH**-lay-thuh
Suwanee sue-**WHA**-knee
Leland **LEE**-lund
Clute rhymes with flute

STADIUM STAY-dee-um

Faurot **FUH**-roe



MIZZOU

DEPTH CHART

As of
Oct. 5,
2015



OFFENSE

LT	60	Connor McGovern	6-4	305	Sr.	3L
	70	Malik Cuellar	6-5	300	Jr.	
LG	63	Brad McNulty	6-4	305	Sr.	3L -OR-
	57	Alec Abeln	6-3	290	So.	
C	77	Evan Boehm	6-3	310	Sr.	3L
	56	Sam Bailey	6-5	280	RSFr.	
RG	73	Mitch Hall	6-5	310	Sr.	2L
	71	Kevin Pendleton	6-4	315	RSFr.	
RT	55	Nate Crawford	6-5	310	So.	
	62	Taylor Chappell	6-5	305	RSSr.	1L
TE	64	Paul Adams	6-6	290	RSFr.	
	82	Clayton Echard	6-5	260	Sr.	2L -OR-
QB	10	Jason Reese	6-5	250	So.	1L
	11	Kendall Blanton	6-6	250	RSFr.	
TB	3	Drew Lock	6-4	205	Fr.	
	9	Eddie Printz	6-3	205	So.	-OR-
X	1	Marvin Zanders	6-1	185	RSFr.	
	32	Russell Hansbrough	5-9	195	Sr.	3L
H	21	Ish Witter	5-10	190	So.	1L
	35	Tyler Hunt	5-11	210	Sr.	2L
Z	39	Chase Abbington	6-2	215	RSSo.	
	6	J'Mon Moore	6-3	190	So.	1L
H	17	DeSean Blair	6-3	190	RSFr.	
	84	Emanuel Hall	6-3	200	Fr.	
Z	2	Nate Brown	6-3	205	So.	1L
	14	Ray Wingo	5-11	180	RSFr.	
Z	33	Cam Hilton	6-0	180	Fr.	
	18	Wesley Leftwich	6-1	205	Sr.	1L
Z	15	Keyon Dilosa	6-3	200	RSFr.	
	41	Eric Laurent	6-2	215	Jr.	

DEFENSE

DE	56	Walter Brady	6-3	255	RSFr.	
	16	Marcell Frazier	6-5	265	RSSo.	
DT	79	Terry Beckner, Jr.	6-4	300	Fr.	
	96	A.J. Logan	6-2	310	So.	
NG	18	Josh Moore	6-5	280	Fr.	
	97	Josh Augusta	6-4	345	Jr.	2L
DE	95	Rickey Hatley	6-4	300	Jr.	2L
	91	Charles Harris	6-3	255	So.	1L
W	88	Nate Howard	6-4	240	Fr.	
	13	Spencer Williams	6-3	245	RSFr.	
M	10	Kentrell Brothers	6-1	235	Sr.	3L
	34	Joey Burkett	6-2	210	So.	1L
S	30	Michael Scherer	6-3	230	Jr.	2L
	4	Brandon Lee	6-2	220	RSFr.	
CB	25	Donavin Newsom	6-2	230	Jr.	2L
	40	Clarence Green	6-0	220	Sr.	2L
CB	24	Terez Hall	6-2	215	Fr.	
	7	Kenya Dennis	5-11	200	Sr.	1L
SS	5	John Gibson	6-0	190	Jr.	2L
	11	Aarion Penton	5-10	190	Jr.	2L
FS	28	Logan Cheadle	5-10	180	So.	1L
	1	Anthony Hines	6-1	190	So.	
FS	22	Anthony Sherrills	6-0	190	So.	1L
	8	Thomas Wilson	5-10	190	So.	1L
FS	21	Ian Simon	6-0	195	Sr.	3L
	3	Cortland Browning	6-1	205	RSSr.	
FS	6	Tavon Ross	6-0	200	RSFr.	

SPECIAL TEAMS

PK	99	Andrew Baggett	6-1	215	Sr.	3L
	90	Nick Coffman	5-11	175	Jr.	
H	9	Eddie Printz	6-3	205	So.	
	41	Eric Laurent	6-2	215	Jr.	
LS	86	Jake Hurrell	6-3	235	Jr.	2L
	54	Nick Monaghan	6-2	245	Sr.	
KO	26	Corey Fatony	5-11	185	Fr.	-OR-
	99	Andrew Baggett	6-1	215	Sr.	3L
KR	5	John Gibson	6-0	190	Jr.	2L
	31	Finis Stribling IV	5-11	175	RSFr.	
KR	14	Ray Wingo	5-11	180	RSFr.	

P	26	Corey Fatony	5-11	185	Fr.	
	98	Dayton Balvanz	6-5	200	JR.	
PR	33	Cam Hilton	6-1	180	Fr.	
	11	Aarion Penton	5-10	190	Jr.	2L -OR-

INJURY REPORT

90	Harold Brantley (DT)	6-3	280	Jr.	OUT-season
36	Morgan Steward (RB)	6-0	210	Jr.	OUT-season
20	Trevon Walters (TB)	5-10	200	RSFr.	OUT
80	Sean Culkin (TE)	6-6	245	Jr.	OUT



2015 Mizzou Tiger Football
MIZZOU Combined Team Statistics (as of Oct 04, 2015)
All games



Date	Opponent	Score	Att.
Sep 05, 2015	SOUTHEAST MISSOURI	W 34-3	64670
Sep 12, 2015	at Arkansas State	W 27-20	29143
Sep 19, 2015	UCONN	W 9-6	70079
* Sep 26, 2015	at Kentucky	L 13-21	58008
* Oct 03, 2015	SOUTH CAROLINA	W 24-10	66751

Record:	Overall	Home	Away	Neutral
All games	4-1	3-0	1-1	0-0
Conference	1-1	1-0	0-1	0-0
Non-Conference	3-0	2-0	1-0	0-0

Team Statistics	MU	OPP
FIRST DOWNS	96	74
Rushing	40	37
Passing	43	32
Penalty	13	5
RUSHING YARDAGE	597	547
Rushing Attempts	176	192
Average Per Rush	3.4	2.8
Average Per Game	119.4	109.4
TDs Rushing	2	2
PASSING YARDAGE	1015	771
Comp-Att-Int	93-163-5	82-137-7
Average Per Pass	6.2	5.6
Average Per Catch	10.9	9.4
Average Per Game	203.0	154.2
TDs Passing	9	5
TOTAL OFFENSE	1612	1318
Average Per Play	4.8	4.0
Average Per Game	322.4	263.6
KICK RETURNS: #-Yards	11-176	10-280
PUNT RETURNS: #-Yards	13-101	6-22
INT RETURNS: #-Yards	7-117	5-83
FUMBLES-LOST	7-1	8-2
PENALTIES-Yards	24-218	37-394
PUNTS-AVG	29-42.5	36-38.6
TIME OF POSSESSION/Game	29:21	30:39
3RD-DOWN Conversions	30/73	26/75
4TH-DOWN Conversions	2/5	4/6

Interceptions	no.	yds	avg	td	lg
Brothers, Kentrell	2	9	4.5	0	9
Simon, Ian	1	0	0.0	0	0
Brady, Walter	1	22	22.0	0	22
Sherrills, Anthony	1	50	50.0	0	50
Dennis, Kenya	1	1	1.0	0	1
Gibson, John	1	35	35.0	0	35

Punting	no.	yds	avg	lg	tb	fc	i20	50+	blk
Fatony, Corey	29	1232	42.5	60	3	11	11	8	0

Punt Returns	no.	yds	avg	td	lg
Penton, Aarion	9	82	9.1	1	41
Hilton, Cam	1	10	10.0	0	10
Ross, Tavon	1	-5	-5.0	0	0
Brothers, Kentrell	1	6	6.0	0	0
Green, Clarence	1	8	8.0	0	0
Total	13	101	7.8	1	41
Opponents	6	22	3.7	0	10

Kick Returns	no.	yds	avg	td	lg
Sherrills, Anthony	8	142	17.8	0	21
Hilton, Cam	1	13	13.0	0	13
Gibson, John	1	9	9.0	0	9
Penton, Aarion	1	12	12.0	0	12
Total	11	176	16.0	0	21
Opponents	10	280	28.0	0	48

All Purpose	g	rush	rcv	pr	kr	ir	total	avg/g
Witter, Ish	5	285	46	0	0	0	331	66.2
Hunt, Tyler	5	49	166	0	0	0	215	43.0
Sherrills, Anthony	5	0	0	0	142	50	192	38.4
Brown, Nate	5	0	192	0	0	0	192	38.4
Moore, J'Mon	5	0	173	0	0	0	173	34.6
Total	5	597	1015	101	176	117	2006	401.2
Opponents	5	547	771	22	280	83	1703	340.6

Total Offense	g	plays	rush	pass	total	avg/g
Mauk, Maty	4	146	145	654	799	199.8
Lock, Drew	5	63	-9	361	352	70.4
Witter, Ish	5	70	285	0	285	57.0
Hansbrough, Russell	4	24	92	0	92	23.0
Hunt, Tyler	5	13	49	0	49	9.8
Total	5	339	597	1015	1612	322.4

Rushing	gp-gs	att	gain	loss	net	avg	td	lg	avg/g
Witter, Ish	5-1	70	312	27	285	4.1	1	27	57.0
Mauk, Maty	4-4	36	179	34	145	4.0	1	24	36.2
Hansbrough, Russell	4-4	24	100	8	92	3.8	0	24	23.0
Hunt, Tyler	5-0	13	49	0	49	3.8	0	11	9.8
Abbingtion, Chase	4-0	5	28	1	27	5.4	0	12	6.8
Steward, Morgan	3-0	10	21	3	18	1.8	0	6	6.0
Total	5	176	719	122	597	3.4	2	27	119.4
Opponents	5	192	723	176	547	2.8	2	29	109.4

Passing	gp-gs	effic	comp-att-int	pct	yds	td	lg	avg/g
Mauk, Maty	4-4	112.49	57-110-4	51.8	654	6	51	163.5
Lock, Drew	5-1	140.05	36-53-1	67.9	361	3	78	72.2
Total	5	121.45	93-163-5	57.1	1015	9	78	203.0
Opponents	5	108.95	82-137-7	59.9	771	5	35	154.2

Receiving	gp-gs	no.	yds	avg	td	lg	avg/g
Brown, Nate	5-5	17	192	11.3	4	25	38.4
Moore, J'Mon	5-5	15	173	11.5	2	27	34.6
Culkin, Sean	4-4	12	101	8.4	1	21	25.2
Reese, Jason	5-0	10	92	9.2	0	21	18.4
Leftwich, Wesley	4-4	8	101	12.6	1	32	25.2
Witter, Ish	5-1	7	46	6.6	0	20	9.2
Dilosa, Keyon	4-1	6	49	8.2	0	16	12.2
Hunt, Tyler	5-0	4	166	41.5	1	78	33.2
Hansbrough, Russell	4-4	4	16	4.0	0	9	4.0
Wingo, R.	5-0	3	23	7.7	0	13	4.6
Hall, Emanuel	4-0	2	12	6.0	0	9	3.0
Blair, D.	2-0	1	21	21.0	0	21	10.5
Hilton, Cam	5-0	1	9	9.0	0	9	1.8
Echard, Clayton	5-1	1	6	6.0	0	6	1.2
Laurent, Eric	4-0	1	4	4.0	0	4	1.0
Total	5	93	1015	10.9	9	78	203.0
Opponents	5	82	771	9.4	5	35	154.2

Field Goals	fg	pct.	01-19	20-29	30-39	40-49	50-99	lg	blk
Baggett, Andrew	7-8	87.5	0-0	3-3	3-3	1-2	0-0	41	0

Scoring	td	fg	PAT				dxp	saf	pts
			kick	rush	rcv	pass			
Baggett, Andrew	-	7-8	12-12	-	-	-	-	-	33
Brown, Nate	4	-	-	-	-	-	-	-	24
Moore, J'Mon	2	-	-	-	-	-	-	-	12
Leftwich, Wesley	1	-	-	-	-	-	-	-	6
Witter, Ish	1	-	-	-	-	-	-	-	6
Hunt, Tyler	1	-	-	-	-	-	-	-	6
Penton, Aarion	1	-	-	-	-	-	-	-	6
Culkin, Sean	1	-	-	-	-	-	-	-	6
Mauk, Maty	1	-	-	-	-	-	-	-	6
Green, Clarence	-	-	-	-	-	-	1	2	
Total	12	7-8	12-12	-	-	-	1	107	
Opponents	7	4-6	6-7	-	-	-	-	60	

Score by Quarters	1st	2nd	3rd	4th	OT	Total
MIZZOU	33	20	41	13	0	107
Opponents	9	34	7	10	0	60



2015 Mizzou Tiger Football
MIZZOU Overall Team Statistics (as of Oct 04, 2015)
All games



Team Statistics	MU	OPP
SCORING	107	60
Points Per Game	21.4	12.0
Points Off Turnovers	274	488
FIRST DOWNS	96	74
Rushing	40	37
Passing	43	32
Penalty	13	5
RUSHING YARDAGE	597	547
Yards gained rushing	719	723
Yards lost rushing	122	176
Rushing Attempts	176	192
Average Per Rush	3.4	2.8
Average Per Game	119.4	109.4
TDs Rushing	2	2
PASSING YARDAGE	1015	771
Comp-Att-Int	93-163-5	82-137-7
Average Per Pass	6.2	5.6
Average Per Catch	10.9	9.4
Average Per Game	203.0	154.2
TDs Passing	9	5
TOTAL OFFENSE	1612	1318
Total Plays	339	329
Average Per Play	4.8	4.0
Average Per Game	322.4	263.6
KICK RETURNS: #-Yards	11-176	10-280
PUNT RETURNS: #-Yards	13-101	6-22
INT RETURNS: #-Yards	7-117	5-83
KICK RETURN AVERAGE	16.0	28.0
PUNT RETURN AVERAGE	7.8	3.7
INT RETURN AVERAGE	16.7	16.6
FUMBLES-LOST	7-1	8-2
PENALTIES-Yards	24-218	37-394
Average Per Game	43.6	78.8
PUNTS-Yards	29-1232	36-1388
Average Per Punt	42.5	38.6
Net punt average	39.7	35.8
KICKOFFS-Yards	24-1532	16-1003
Average Per Kick	63.8	62.7
Net kick average	38.6	45.4
TIME OF POSSESSION/Game	29:21	30:39
3RD-DOWN Conversions	30/73	26/75
3rd-Down Pct	41%	35%
4TH-DOWN Conversions	2/5	4/6
4th-Down Pct	40%	67%
SACKS BY-Yards	13-74	9-56
MISC YARDS	0	0
TOUCHDOWNS SCORED	12	7
FIELD GOALS-ATTEMPTS	7-8	4-6
ON-SIDE KICKS	0-0	0-1
RED-ZONE SCORES	(11-12) 92%	(11-12) 92%
RED-ZONE TOUCHDOWNS	(6-12) 50%	(7-12) 58%
PAT-ATTEMPTS	(12-12) 100%	(6-7) 86%
ATTENDANCE	201500	87151
Games/Avg Per Game	3/67167	2/43576
Neutral Site Games		0/0

Score by Quarters	1st	2nd	3rd	4th	OT	Total
MIZZOU	33	20	41	13	0	107
Opponents	9	34	7	10	0	60



2015 Mizzou Tiger Football
MIZZOU Overall Individual Statistics (as of Oct 04, 2015)
All games



Rushing	gp-gs	att	gain	loss	net	avg	td	lg	avg/g
Witter, Ish	5-1	70	312	27	285	4.1	1	27	57.0
Mauk, Maty	4-4	36	179	34	145	4.0	1	24	36.2
Hansbrough, Russell	4-4	24	100	8	92	3.8	0	24	23.0
Hunt, Tyler	5-0	13	49	0	49	3.8	0	11	9.8
Abbington, Chase	4-0	5	28	1	27	5.4	0	12	6.8
Steward, Morgan	3-0	10	21	3	18	1.8	0	6	6.0
Lock, Drew	5-1	10	30	39	-9	-0.9	0	11	-1.8
Team	4-0	8	0	10	-10	-1.2	0	0	-2.5
Total	5	176	719	122	597	3.4	2	27	119.4
Opponents	5	192	723	176	547	2.8	2	29	109.4

Passing	gp-gs	effic	comp-att-int	pct	yds	td	lg	avg/g
Mauk, Maty	4-4	112.49	57-110-4	51.8	654	6	51	163.5
Lock, Drew	5-1	140.05	36-53-1	67.9	361	3	78	72.2
Total	5	121.45	93-163-5	57.1	1015	9	78	203.0
Opponents	5	108.95	82-137-7	59.9	771	5	35	154.2

Receiving	gp-gs	no.	yds	avg	td	lg	avg/g
Brown, Nate	5-5	17	192	11.3	4	25	38.4
Moore, J'Mon	5-5	15	173	11.5	2	27	34.6
Culkin, Sean	4-4	12	101	8.4	1	21	25.2
Reese, Jason	5-0	10	92	9.2	0	21	18.4
Leftwich, Wesley	4-4	8	101	12.6	1	32	25.2
Witter, Ish	5-1	7	46	6.6	0	20	9.2
Dilosa, Keyon	4-1	6	49	8.2	0	16	12.2
Hunt, Tyler	5-0	4	166	41.5	1	78	33.2
Hansbrough, Russell	4-4	4	16	4.0	0	9	4.0
Wingo, R.	5-0	3	23	7.7	0	13	4.6
Hall, Emanuel	4-0	2	12	6.0	0	9	3.0
Blair, D.	2-0	1	21	21.0	0	21	10.5
Hilton, Cam	5-0	1	9	9.0	0	9	1.8
Echard, Clayton	5-1	1	6	6.0	0	6	1.2
Laurent, Eric	4-0	1	4	4.0	0	4	1.0
Richard, Thomas	3-0	1	4	4.0	0	4	1.3
Total	5	93	1015	10.9	9	78	203.0
Opponents	5	82	771	9.4	5	35	154.2

Punt Returns	no.	yds	avg	td	lg
Penton, Aarion	9	82	9.1	1	41
Ross, Tavon	1	-5	-5.0	0	0
Green, Clarence	1	8	8.0	0	0
Hilton, Cam	1	10	10.0	0	10
Brothers, Kentrell	1	6	6.0	0	0
Total	13	101	7.8	1	41
Opponents	6	22	3.7	0	10

Interceptions	no.	yds	avg	td	lg
Brothers, Kentrell	2	9	4.5	0	9
Dennis, Kenya	1	1	1.0	0	1
Sherrills, Anthony	1	50	50.0	0	50
Gibson, John	1	35	35.0	0	35
Brady, Walter	1	22	22.0	0	22
Simon, Ian	1	0	0.0	0	0
Total	7	117	16.7	0	50
Opponents	5	83	16.6	0	45

Kick Returns	no.	yds	avg	td	lg
Sherrills, Anthony	8	142	17.8	0	21
Gibson, John	1	9	9.0	0	9
Hilton, Cam	1	13	13.0	0	13
Penton, Aarion	1	12	12.0	0	12
Total	11	176	16.0	0	21
Opponents	10	280	28.0	0	48

Fumble Returns	no.	yds	avg	td	lg
Total	0	0	0.0	0	0
Opponents	0	0	0.0	0	0



2015 Mizzou Tiger Football
MIZZOU Overall Individual Statistics (as of Oct 04, 2015)
All games



Scoring	td	fg	PAT				dxp	saf	pts
			kick	rush	rcv	pass			
Baggett, Andrew	-	7-8	12-12	-	-	-	-	-	33
Brown, Nate	4	-	-	-	-	-	-	-	24
Moore, J'Mon	2	-	-	-	-	-	-	-	12
Leftwich, Wesley	1	-	-	-	-	-	-	-	6
Mauk, Maty	1	-	-	-	-	-	-	-	6
Hunt, Tyler	1	-	-	-	-	-	-	-	6
Penton, Aarion	1	-	-	-	-	-	-	-	6
Witter, Ish	1	-	-	-	-	-	-	-	6
Culkin, Sean	1	-	-	-	-	-	-	-	6
Green, Clarence	-	-	-	-	-	-	-	1	2
Total	12	7-8	12-12	-	-	-	-	1	107
Opponents	7	4-6	6-7	-	-	-	-	-	60

Total Offense	g	plays	rush	pass	total	avg/g
Mauk, Maty	4	146	145	654	799	199.8
Lock, Drew	5	63	-9	361	352	70.4
Witter, Ish	5	70	285	0	285	57.0
Hansbrough, Russell	4	24	92	0	92	23.0
Hunt, Tyler	5	13	49	0	49	9.8
Abbingtion, Chase	4	5	27	0	27	6.8
Steward, Morgan	3	10	18	0	18	6.0
Team	4	8	-10	0	-10	-2.5
Total	5	339	597	1015	1612	322.4
Opponents	5	329	547	771	1318	263.6

Field Goals	fg	pct.	01-19	20-29	30-39	40-49	50-99	lg	blk
Baggett, Andrew	7-8	87.5	0-0	3-3	3-3	1-2	0-0	41	0

FG Sequence	MIZZOU	Opponents
Southeast Missouri	(39),(23)	(35)
Arkansas State	(30),(41)	(20),(40)
UConn	40	49
Kentucky	(39),(24)	-
South Carolina	(21)	(34),44

Punting	no.	yds	avg	lg	tb	fc	i20	50+	blk
Fatony, Corey	29	1232	42.5	60	3	11	11	8	0
Total	29	1232	42.5	60	3	11	11	8	0
Opponents	36	1388	38.6	60	0	8	15	9	2

Kickoffs	no.	yds	avg	tb	ob	retn	net	ydln
Fatony, Corey	24	1532	63.8	13	1			
Total	24	1532	63.8	13	1	28.0	38.6	26
Opponents	16	1003	62.7	4	1	16.0	45.4	19

Numbers in (parentheses) indicate field goal was made.



2015 Mizzou Tiger Football
MIZZOU Overall Individual Statistics (as of Oct 04, 2015)
All games



All Purpose	g	rush	rcv	pr	kr	ir	total	avg/g
Witter, Ish	5	285	46	0	0	0	331	66.2
Hunt, Tyler	5	49	166	0	0	0	215	43.0
Brown, Nate	5	0	192	0	0	0	192	38.4
Sherrills, Anthon	5	0	0	0	142	50	192	38.4
Moore, J'Mon	5	0	173	0	0	0	173	34.6
Mauk, Maty	4	145	0	0	0	0	145	36.2
Hansbrough, Ru	4	92	16	0	0	0	108	27.0
Leftwich, Wesley	4	0	101	0	0	0	101	25.2
Culkin, Sean	4	0	101	0	0	0	101	25.2
Penton, Aarion	5	0	0	82	12	0	94	18.8
Reese, Jason	5	0	92	0	0	0	92	18.4
Dilosa, Keyon	4	0	49	0	0	0	49	12.2
Gibson, John	5	0	0	0	9	35	44	8.8
Hilton, Cam	5	0	9	10	13	0	32	6.4
Abbingtion, Chas	4	27	0	0	0	0	27	6.8
Wingo, R.	5	0	23	0	0	0	23	4.6
Brady, Walter	5	0	0	0	0	22	22	4.4
Blair, D.	2	0	21	0	0	0	21	10.5
Steward, Morga	3	18	0	0	0	0	18	6.0
Brothers, Kentrel	5	0	0	6	0	9	15	3.0
Hall, Emanuel	4	0	12	0	0	0	12	3.0
Green, Clarence	5	0	0	8	0	0	8	1.6
Echard, Clayton	5	0	6	0	0	0	6	1.2
Richard, Thoma	3	0	4	0	0	0	4	1.3
Laurent, Eric	4	0	4	0	0	0	4	1.0
Dennis, Kenya	5	0	0	0	0	1	1	0.2
Ross, Tavon	3	0	0	-5	0	0	-5	-1.7
Lock, Drew	5	-9	0	0	0	0	-9	-1.8
Team	4	-10	0	0	0	0	-10	-2.5
Total	5	597	1015	101	176	117	2006	401.2
Opponents	5	547	771	22	280	83	1703	340.6



2015 Mizzou Tiger Football
MIZZOU Overall Defensive Statistics (as of Oct 04, 2015)
All games



##	Defensive Leaders	gp-gs	Tackles				Sacks	Pass defense			Fumbles		blkd	
			ua	a	tot	tfl/yds		int-yds	brup	qbh	rcv-yds	ff	kick	saf
1X	Brothers, Kentrell	5-5	28	31	59	4.5-14	0.5-3	2-9	1	.	.	.	2	.
30	Scherer, Michael	5-5	15	18	33	5.0-11	.	.	1
1Y	Penton, Aarion	5-5	15	9	24	1.5-6	.	.	2	1	.	1	.	.
91	Harris, Charles	5-5	13	10	23	9.5-34	3.0-18	.	.	4	.	1	.	.
22	Sherrils, Anthony	5-5	16	6	22	1.0-1	.	1-50	1	.	1-0	1	.	.
25	Newsom, Donavin	5-5	12	10	22	3.5-19	1.5-12	.	1
7X	Dennis, Kenya	5-5	17	2	19	1.0-10	1.0-10	1-1	1
40	Green, Clarence	5-0	10	8	18	0.5-1	1	1
12	Simon, Ian	5-5	11	4	15	.	.	1-0	3	.	1-0	.	.	.
56	Brady, Walter	5-2	9	4	13	7.5-38	5.0-29	1-22	.	2
95	Hatley, Rickey	5-3	4	7	11	1.5-3	.	.	.	1
79	Beckner, Terry	5-2	3	6	9	3.0-9	.	.	1	1
97	Augusta, Josh	5-5	6	2	8	3.0-7	.	.	1	1
34	Burkett, Joey	5-0	4	4	8
6Y	Frazier, Marcell	5-3	4	3	7	3.5-17	1.0-5	.	.	2
3X	Browning, Cortland	4-0	4	3	7
5	Gibson, John	5-0	4	2	6	.	.	1-35	2
28	Cheadle, Logan	5-0	1	4	5
88	Howard, Nate	5-0	3	2	5	1.5-6	.	.	.	1
96	Logan, A.J.	5-0	1	4	5	1.0-4	1	.	.
8X	Wilson, Thomas	5-0	3	1	4	0.5-1
8Y	Moore, Josh	4-0	2	.	2
24	Hall, Terez	5-0	1	1	2
6X	Ross, Tavon	3-0	1	1	2
4	Lee, Brandon	4-0	.	1	1	.	.	.	1
5Y	Jones, Grant	4-0	.	1	1
16	Richard, Thomas	3-0	1	.	1
80	Culkin, Sean	4-4	1	.	1
6Z	Fatony, Corey	5-0	1	.	1
3	Lock, Drew	5-1	1	.	1
TM	Team	4-0	1	.	1	.	1.0-0	.	.	1
21	Witter, Ish	5-1	1	.	1
Total		5	193	144	337	48-181	13-74	7-117	15	14	2-0	4	3	1
Opponents		5	178	150	328	38-114	9-56	5-83	23	11	1-0	2	.	.



2015 Mizzou Tiger Football
MIZZOU Team Game-by-Game (as of Oct 04, 2015)
All games



TEAM STATISTICS

Date	Opponent	Rushing				Receiving				Passing				Kick Returns				Punt Returns				tot off
		no.	yds	td	lg	no.	yds	td	lg	cmp-att-int	yds	td	lg	no.	yds	td	lg	no.	yds	td	lg	
Sep 05	SOUTHEAST MISSOURI	33	98	0	20	18	319	3	78	18-32-1	319	3	78	1	19	0	19	5	72	1	41	417
Sep 12	at Arkansas State	34	140	0	27	16	148	3	32	16-37-3	148	3	32	3	55	0	21	2	10	0	12	288
Sep 19	UCONN	34	85	1	13	20	185	0	51	20-31-1	185	0	51	3	44	0	19	3	3	0	0	270
Sep 26	at Kentucky	33	111	0	14	18	227	1	28	18-35-0	227	1	28	4	58	0	19	2	6	0	5	338
Oct 03	SOUTH CAROLINA	42	163	1	24	21	136	2	17	21-28-0	136	2	17	0	0	0	0	1	10	0	10	299
		176	597	2	27	93	1015	9	78	93-163-5	1015	9	78	11	176	0	21	13	101	1	41	1612
Opponents		192	547	2	29	82	771	5	35	82-137-7	771	5	35	10	280	0	48	6	22	0	10	1318

Games played: 5

Avg per rush: 3.4

Avg per catch: 10.9

Pass efficiency: 121.45

Kick ret avg: 16.0

Punt ret avg: 7.8

All purpose avg/game: 401.2

Total offense avg/gm: 322.4

Date	Opponent	Tackles				Sacks		Fumble		Pass Defense			blkd	PAT Attempts			off		
		ua	a	total	tfl-yds	no-yds	ff	fr-yds		int-yds	qbh	brup	kick	kick	rush	rcv	saf	t/o	pts
Sep 05	SOUTHEAST MISSOURI	40	38	78	10.0-39	2.0-10	1	1-0		0-0	4	2	1	4-4	0	0	0	0	34
Sep 12	at Arkansas State	51	20	71	15.0-60	2.0-17	0	0-0		3-44	2	3	0	3-3	0	0	0	260	27
Sep 19	UCONN	37	14	51	9.0-26	3.0-11	2	1-0		1-50	4	5	2	1-1	0	0	1	0	9
Sep 26	at Kentucky	31	46	77	7.0-21	2.0-11	1	0-0		0-0	0	2	0	1-1	0	0	0	0	13
Oct 03	SOUTH CAROLINA	34	26	60	7.0-35	4.0-28	0	0-0		3-23	4	3	0	3-3	0	0	0	14	24
		193	144	337	48.0-181	13.0-77	4	2-0		7-117	14	15	3	12-12	0	0	1	274	107
Opponents		178	150	328	38.0-114	9.0-56	2	1-0		5-83	11	23	0	6-7	0	0	0	488	60

		Punting									Field Goals			Kickoffs				
Date	Opponent	no.	yds	avg	long	blkd	tb	fc	50+	i20	md-att	long	blkd	no.	yds	avg	tb	ob
Sep 05	SOUTHEAST MISSOURI	6	275	45.8	54	0	0	3	2	2	2-2	39	0	7	450	64.3	3	1
Sep 12	at Arkansas State	6	299	49.8	60	0	1	2	4	2	2-2	41	0	6	386	64.3	3	0
Sep 19	UCONN	6	235	39.2	51	0	2	2	1	2	0-1	0	0	2	130	65.0	2	0
Sep 26	at Kentucky	6	244	40.7	55	0	0	3	1	5	2-2	39	0	4	245	61.2	1	0
Oct 03	SOUTH CAROLINA	5	179	35.8	45	0	0	1	0	0	1-1	21	0	5	321	64.2	4	0
		29	1232	42.5	60	0	3	11	8	11	7-8	41	0	24	1532	63.8	13	1
Opponents		36	1388	38.6	60	2	0	8	9	15	4-6	40	0	16	1003	62.7	4	1



2015 Mizzou Tiger Football
MIZZOU Opponent Game-by-Game (as of Oct 04, 2015)
All games



OPPONENT STATISTICS

Date	Opponent	Rushing				Receiving				Passing				Kick Returns				Punt Returns				tot off
		no.	yds	td	lg	no.	yds	td	lg	cmp-att-int	yds	td	lg	no.	yds	td	lg	no.	yds	td	lg	
Sep 05	SOUTHEAST MISSOURI	42	145	0	19	12	56	0	21	12-22-0	56	0	21	3	72	0	37	3	11	0	10	201
Sep 12	at Arkansas State	45	93	0	19	14	124	2	23	14-30-3	124	2	23	3	105	0	40	2	2	0	2	217
Sep 19	UCONN	33	77	1	14	17	156	0	29	17-28-1	156	0	29	0	0	0	0	0	0	0	0	233
Sep 26	at Kentucky	38	120	1	17	22	249	2	35	22-27-0	249	2	35	3	82	0	48	1	9	0	9	369
Oct 03	SOUTH CAROLINA	34	112	0	29	17	186	1	35	17-30-3	186	1	35	1	21	0	21	0	0	0	0	298
		192	547	2	29	82	771	5	35	82-137-7	771	5	35	10	280	0	48	6	22	0	10	1318
MIZZOU		176	597	2	27	93	1015	9	78	93-163-5	1015	9	78	11	176	0	21	13	101	1	41	1612

Games played: 5

Avg per rush: 2.8

Avg per catch: 9.4

Pass efficiency: 108.95

Kick ret avg: 28.0

Punt ret avg: 3.7

All purpose avg/game: 340.6

Total offense avg/gm: 263.6

Date	Opponent	Tackles				Sacks		Fumble		Pass Defense			blkd	PAT Attempts			off		
		ua	a	total	tfl-yds	no-yds	ff	fr-yds		int-yds	qbh	brup	kick	kick	rush	rcv	saf	t/o	pts
Sep 05	SOUTHEAST MISSOURI	35	26	61	8.0-17	3.0-10	0	0-0		1-2	0	4	0	0-0	0	0	0	0	3
Sep 12	at Arkansas State	33	24	57	8.0-24	1.0-9	1	0-0		3-64	8	6	0	2-2	0	0	0	338	20
Sep 19	UCONN	38	34	72	10.0-23	1.0-2	1	1-0		1-17	0	3	0	0-1	0	0	0	150	6
Sep 26	at Kentucky	30	40	70	4.0-21	2.0-19	0	0-0		0-0	3	7	0	3-3	0	0	0	0	21
Oct 03	SOUTH CAROLINA	42	26	68	8.0-29	2.0-16	0	0-0		0-0	0	3	0	1-1	0	0	0	0	10
		178	150	328	38.0-114	9.0-56	2	1-0		5-83	11	23	0	6-7	0	0	0	488	60
MIZZOU		193	144	337	48.0-181	13.0-77	4	2-0		7-117	14	15	3	12-12	0	0	1	274	107

		Punting									Field Goals			Kickoffs				
Date	Opponent	no.	yds	avg	long	blkd	tb	fc	50+	i20	md-att	long	blkd	no.	yds	avg	tb	ob
Sep 05	SOUTHEAST MISSOURI	12	520	43.3	60	1	0	2	5	6	1-1	35	0	2	130	65.0	1	0
Sep 12	at Arkansas State	8	320	40.0	55	0	0	2	1	4	2-2	40	0	4	251	62.8	1	0
Sep 19	UCONN	7	192	27.4	40	1	0	2	0	0	0-1	0	0	3	183	61.0	0	0
Sep 26	at Kentucky	5	214	42.8	51	0	0	1	2	2	0-0	0	0	4	246	61.5	0	0
Oct 03	SOUTH CAROLINA	4	142	35.5	54	0	0	1	1	3	1-2	34	0	3	193	64.3	2	1
		36	1388	38.6	60	2	0	8	9	15	4-6	40	0	16	1003	62.7	4	1
MIZZOU		29	1232	42.5	60	0	3	11	8	11	7-8	41	0	24	1532	63.8	13	1



2015 Mizzou Tiger Football
MIZZOU Game Superlatives (as of Oct 04, 2015)
All games



INDIVIDUAL GAME HIGHS

Rushes	17	Witter, Ish vs UConn (Sep 19, 2015)
	17	Witter, Ish vs South Carolina (Oct 03, 2015)
Yards Rushing	98	Witter, Ish vs South Carolina (Oct 03, 2015)
TD Rushes	1	Mauk, Maty vs UConn (Sep 19, 2015)
	1	Witter, Ish vs South Carolina (Oct 03, 2015)
Long Rush	27	Witter, Ish at Arkansas State (Sep 12, 2015)
Pass attempts	36	Mauk, Maty at Arkansas State (Sep 12, 2015)
Pass completions	21	Lock, Drew vs South Carolina (Oct 03, 2015)
Yards Passing	181	Mauk, Maty vs Southeast Missouri (Sep 05, 2015)
TD Passes	3	Mauk, Maty at Arkansas State (Sep 12, 2015)
Long Pass	78	Lock, Drew vs Southeast Missouri (Sep 05, 2015)
Receptions	6	Moore, J'Mon vs UConn (Sep 19, 2015)
	6	Brown, Nate vs South Carolina (Oct 03, 2015)
	6	Reese, Jason vs South Carolina (Oct 03, 2015)
Yards Receiving	78	Hunt, Tyler vs Southeast Missouri (Sep 05, 2015)
TD Receptions	2	Brown, Nate vs South Carolina (Oct 03, 2015)
Long Reception	78	Hunt, Tyler vs Southeast Missouri (Sep 05, 2015)
Field Goals	2	Baggett, Andrew vs Southeast Missouri (Sep 05, 2015)
	2	Baggett, Andrew at Arkansas State (Sep 12, 2015)
	2	Baggett, Andrew at Kentucky (Sep 26, 2015)
Long Field Goal	41	Baggett, Andrew at Arkansas State (Sep 12, 2015)
Punts	6	Fatony, Corey vs Southeast Missouri (Sep 05, 2015)
	6	Fatony, Corey at Arkansas State (Sep 12, 2015)
	6	Fatony, Corey vs UConn (Sep 19, 2015)
	6	Fatony, Corey at Kentucky (Sep 26, 2015)
Punting Avg	49.8	Fatony, Corey at Arkansas State (Sep 12, 2015)
Long Punt	60	Fatony, Corey at Arkansas State (Sep 12, 2015)
Punts inside 20	5	Fatony, Corey at Kentucky (Sep 26, 2015)
Long Punt Return	41	Penton, Aarion vs Southeast Missouri (Sep 05, 2015)
Long Kickoff Return	21	Sherrills, Anthony at Arkansas State (Sep 12, 2015)
Tackles	16	Brothers, Kentrell vs Southeast Missouri (Sep 05, 2015)
	16	Brothers, Kentrell at Arkansas State (Sep 12, 2015)
Sacks	2.0	Harris, Charles at Arkansas State (Sep 12, 2015)
	2.0	Brady, Walter vs UConn (Sep 19, 2015)
	2.0	Brady, Walter vs South Carolina (Oct 03, 2015)
Tackles For Loss	4.5	Harris, Charles at Arkansas State (Sep 12, 2015)
Interceptions	2	Brothers, Kentrell at Arkansas State (Sep 12, 2015)



2015 Mizzou Tiger Football
MIZZOU Game Superlatives (as of Oct 04, 2015)
All games



TEAM GAME HIGHS

Rushes	42	vs South Carolina (Oct 03, 2015)
Yards Rushing	163	vs South Carolina (Oct 03, 2015)
Yards Per Rush	4.1	at Arkansas State (Sep 12, 2015)
TD Rushes	1	vs UConn (Sep 19, 2015)
	1	vs South Carolina (Oct 03, 2015)
Pass attempts	37	at Arkansas State (Sep 12, 2015)
Pass completions	21	vs South Carolina (Oct 03, 2015)
Yards Passing	319	vs Southeast Missouri (Sep 05, 2015)
Yards Per Pass	10.0	vs Southeast Missouri (Sep 05, 2015)
TD Passes	3	vs Southeast Missouri (Sep 05, 2015)
	3	at Arkansas State (Sep 12, 2015)
Total Plays	71	at Arkansas State (Sep 12, 2015)
Total Offense	417	vs Southeast Missouri (Sep 05, 2015)
Yards Per Play	6.4	vs Southeast Missouri (Sep 05, 2015)
Points	34	vs Southeast Missouri (Sep 05, 2015)
Sacks By	4	vs South Carolina (Oct 03, 2015)
First Downs	24	at Kentucky (Sep 26, 2015)
Penalties	9	at Arkansas State (Sep 12, 2015)
Penalty Yards	75	at Arkansas State (Sep 12, 2015)
Turnovers	3	at Arkansas State (Sep 12, 2015)
Interceptions By	3	at Arkansas State (Sep 12, 2015)
	3	vs South Carolina (Oct 03, 2015)
Punts	6	vs Southeast Missouri (Sep 05, 2015)
	6	at Arkansas State (Sep 12, 2015)
	6	vs UConn (Sep 19, 2015)
	6	at Kentucky (Sep 26, 2015)
Punting Avg	49.8	at Arkansas State (Sep 12, 2015)
Long Punt	60	at Arkansas State (Sep 12, 2015)
Punts inside 20	5	at Kentucky (Sep 26, 2015)
Long Punt Return	41	vs Southeast Missouri (Sep 05, 2015)



2015 Mizzou Tiger Football
MIZZOU Game Superlatives (as of Oct 04, 2015)
All games



OPPONENT INDIVIDUAL GAME HIGHS

Rushes	18	JACKSON, D., vs Southeast Missouri (Sep 05, 2015)
Yards Rushing	69	BENDER, Tay, vs Southeast Missouri (Sep 05, 2015)
TD Rushes	1	JOHNSON, Ron, vs UConn (Sep 19, 2015)
	1	Patrick Towles, at Kentucky (Sep 26, 2015)
Long Rush	29	Lorenzo Nunez, vs South Carolina (Oct 03, 2015)
Pass attempts	27	Patrick Towles, at Kentucky (Sep 26, 2015)
Pass completions	22	Patrick Towles, at Kentucky (Sep 26, 2015)
Yards Passing	249	Patrick Towles, at Kentucky (Sep 26, 2015)
TD Passes	2	Knighten, Fredi, at Arkansas State (Sep 12, 2015)
	2	Patrick Towles, at Kentucky (Sep 26, 2015)
Long Pass	35	Patrick Towles, at Kentucky (Sep 26, 2015)
	35	Lorenzo Nunez, vs South Carolina (Oct 03, 2015)
Receptions	9	Pharoh Cooper, vs South Carolina (Oct 03, 2015)
Yards Receiving	119	Garrett Johnson, at Kentucky (Sep 26, 2015)
TD Receptions	2	Houston, Tres, at Arkansas State (Sep 12, 2015)
Long Reception	35	Garrett Johnson, at Kentucky (Sep 26, 2015)
	35	Pharoh Cooper, vs South Carolina (Oct 03, 2015)
Field Goals	1	McCRUM, Ryan, vs Southeast Missouri (Sep 05, 2015)
	1	White, Drew, at Arkansas State (Sep 12, 2015)
	1	Houston, J.D., at Arkansas State (Sep 12, 2015)
	1	Elliott Fry, vs South Carolina (Oct 03, 2015)
Long Field Goal	40	White, Drew, at Arkansas State (Sep 12, 2015)
Punts	10	KNIGHT, Alex, vs Southeast Missouri (Sep 05, 2015)
Punting Avg	49.7	KNIGHT, Alex, vs Southeast Missouri (Sep 05, 2015)
Long Punt	60	KNIGHT, Alex, vs Southeast Missouri (Sep 05, 2015)
Punts inside 20	6	KNIGHT, Alex, vs Southeast Missouri (Sep 05, 2015)
Long Punt Return	10	MANNE, Tyler, vs Southeast Missouri (Sep 05, 2015)
Long Kickoff Return	48	Sihiem King, at Kentucky (Sep 26, 2015)
Tackles	12	Lain, Khari, at Arkansas State (Sep 12, 2015)
	12	Skai Moore, vs South Carolina (Oct 03, 2015)
Sacks	1.0	KINZER, Josh, vs Southeast Missouri (Sep 05, 2015)
	1.0	WILSON, Byron, vs Southeast Missouri (Sep 05, 2015)
	1.0	POPOVICH, John, vs Southeast Missouri (Sep 05, 2015)
	1.0	Rolland-Jones, at Arkansas State (Sep 12, 2015)
	1.0	Denzil Ware, at Kentucky (Sep 26, 2015)
	1.0	Cedrick Cooper, vs South Carolina (Oct 03, 2015)
Tackles For Loss	2.0	MEREDITH, Chad, vs Southeast Missouri (Sep 05, 2015)
	2.0	Lain, Khari, at Arkansas State (Sep 12, 2015)
	2.0	Mondie, Robert, at Arkansas State (Sep 12, 2015)
	2.0	STAPLETON, Cam., vs UConn (Sep 19, 2015)
	2.0	Denzil Ware, at Kentucky (Sep 26, 2015)
Interceptions	1	MOORE, Eriq, vs Southeast Missouri (Sep 05, 2015)
	1	Hayes, Rocky, at Arkansas State (Sep 12, 2015)
	1	Sentimore, Bo, at Arkansas State (Sep 12, 2015)
	1	Humes, Chris, at Arkansas State (Sep 12, 2015)
	1	WILLIAMS, Jhav., vs UConn (Sep 19, 2015)

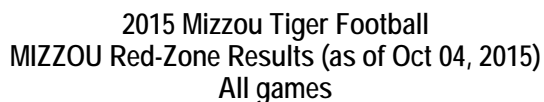


2015 Mizzou Tiger Football
MIZZOU Game Superlatives (as of Oct 04, 2015)
All games



OPPONENT TEAM GAME HIGHS

Rushes	45	at Arkansas State (Sep 12, 2015)
Yards Rushing	145	vs Southeast Missouri (Sep 05, 2015)
Yards Per Rush	3.5	vs Southeast Missouri (Sep 05, 2015)
TD Rushes	1	vs UConn (Sep 19, 2015)
	1	at Kentucky (Sep 26, 2015)
Pass attempts	30	at Arkansas State (Sep 12, 2015)
	30	vs South Carolina (Oct 03, 2015)
Pass completions	22	at Kentucky (Sep 26, 2015)
Yards Passing	249	at Kentucky (Sep 26, 2015)
Yards Per Pass	9.2	at Kentucky (Sep 26, 2015)
TD Passes	2	at Arkansas State (Sep 12, 2015)
	2	at Kentucky (Sep 26, 2015)
Total Plays	75	at Arkansas State (Sep 12, 2015)
Total Offense	369	at Kentucky (Sep 26, 2015)
Yards Per Play	5.7	at Kentucky (Sep 26, 2015)
Points	21	at Kentucky (Sep 26, 2015)
Sacks By	3	vs Southeast Missouri (Sep 05, 2015)
First Downs	18	at Arkansas State (Sep 12, 2015)
	18	at Kentucky (Sep 26, 2015)
Penalties	10	vs Southeast Missouri (Sep 05, 2015)
Penalty Yards	103	vs Southeast Missouri (Sep 05, 2015)
Turnovers	3	at Arkansas State (Sep 12, 2015)
	3	vs South Carolina (Oct 03, 2015)
Interceptions By	3	at Arkansas State (Sep 12, 2015)
Punts	12	vs Southeast Missouri (Sep 05, 2015)
Punting Avg	43.3	vs Southeast Missouri (Sep 05, 2015)
Long Punt	60	vs Southeast Missouri (Sep 05, 2015)
Punts inside 20	6	vs Southeast Missouri (Sep 05, 2015)
Long Punt Return	10	vs Southeast Missouri (Sep 05, 2015)



MIZZOU Inside Opponent Red-Zone

				Times	Times	Total		Rush	Pass	FGs	Failed to score inside RZ					
Date	Opponent	Score		In RZ	Scored	Pts	TDs	TDs	TDs	Made	FGA	Down	Int	Fumb	Half	Game
Sep 05, 2015	SOUTHEAST MISSOURI	W 34-3		2	2	6	0	0	0	2	0	0	0	0	0	0
Sep 12, 2015	at Arkansas State	W 27-20		2	2	10	1	0	1	1	0	0	0	0	0	0
Sep 19, 2015	UCONN	W 9-6		2	1	7	1	1	0	0	0	1	0	0	0	0
Sep 26, 2015	at Kentucky	L 13-21		2	2	10	1	0	1	1	0	0	0	0	0	0
Oct 03, 2015	SOUTH CAROLINA	W 24-10		4	4	24	3	1	2	1	0	0	0	0	0	0
Totals				12	11	57	6	2	4	5	0	1	0	0	0	0
11 of 12 (91.7%)																

Opponents Inside MIZZOU Red-Zone

				Times	Times	Total		Rush	Pass	FGs	Failed to score inside RZ					
Date	Opponent	Score		In RZ	Scored	Pts	TDs	TDs	TDs	Made	FGA	Down	Int	Fumb	Half	Game
Sep 05, 2015	SOUTHEAST MISSOURI	W 34-3		1	1	3	0	0	0	1	0	0	0	0	0	0
Sep 12, 2015	at Arkansas State	W 27-20		4	4	20	2	0	2	2	0	0	0	0	0	0
Sep 19, 2015	UCONN	W 9-6		1	1	6	1	1	0	0	0	0	0	0	0	0
Sep 26, 2015	at Kentucky	L 13-21		3	3	21	3	1	2	0	0	0	0	0	0	0
Oct 03, 2015	SOUTH CAROLINA	W 24-10		3	2	10	1	0	1	1	1	0	0	0	0	0
Totals				12	11	60	7	2	5	4	1	0	0	0	0	0
11 of 12 (91.7%)																



2015 Mizzou Tiger Football
MIZZOU By-Quarter Statistics (as of Oct 04, 2015)
All games



3rd-Down Conversions

Date	Opponent	Score	Overall	1st Qtr	2nd Qtr	3rd Qtr	4th Qtr	Overtime
Sep 05, 2015	SOUTHEAST MISSOURI	W 34-3	5-13 38.5	2-3 66.7	1-4 25.0	0-2 0.0	2-4 50.0	
Sep 12, 2015	at Arkansas State	W 27-20	5-15 33.3	2-4 50.0	0-2 0.0	2-4 50.0	1-5 20.0	
Sep 19, 2015	UCONN	W 9-6	5-15 33.3	1-4 25.0	1-4 25.0	3-4 75.0	0-3 0.0	
Sep 26, 2015	at Kentucky	L 13-21	6-14 42.9	2-3 66.7	1-3 33.3	2-5 40.0	1-3 33.3	
Oct 03, 2015	SOUTH CAROLINA	W 24-10	9-16 56.2	3-6 50.0	2-3 66.7	1-3 33.3	3-4 75.0	
MIZZOU			30-73 41.1	10-20 50.0	5-16 31.2	8-18 44.4	7-19 36.8	0-0 0.0
Opponents			26-75 34.7	3-16 18.8	15-27 55.6	3-14 21.4	5-18 27.8	0-0 0.0

4th-Down Conversions

Date	Opponent	Score	Overall	1st Qtr	2nd Qtr	3rd Qtr	4th Qtr	Overtime
Sep 05, 2015	SOUTHEAST MISSOURI	W 34-3	0-1 0.0	0-0 0.0	0-0 0.0	0-0 0.0	0-1 0.0	
Sep 12, 2015	at Arkansas State	W 27-20	0-0 0.0	0-0 0.0	0-0 0.0	0-0 0.0	0-0 0.0	
Sep 19, 2015	UCONN	W 9-6	1-3 33.3	0-0 0.0	0-0 0.0	1-1 100.0	0-2 0.0	
Sep 26, 2015	at Kentucky	L 13-21	0-0 0.0	0-0 0.0	0-0 0.0	0-0 0.0	0-0 0.0	
Oct 03, 2015	SOUTH CAROLINA	W 24-10	1-1 100.0	1-1 100.0	0-0 0.0	0-0 0.0	0-0 0.0	
MIZZOU			2-5 40.0	1-1 100.0	0-0 0.0	1-1 100.0	0-3 0.0	0-0 0.0
Opponents			4-6 66.7	0-0 0.0	3-4 75.0	0-0 0.0	1-2 50.0	0-0 0.0

Time of Possession

Date	Opponent	Score	Overall	1st Qtr	2nd Qtr	3rd Qtr	4th Qtr	Overtime
Sep 05, 2015	SOUTHEAST MISSOURI	W 34-3	28:07	7:05	5:17	8:21	7:24	
Sep 12, 2015	at Arkansas State	W 27-20	28:00	7:21	5:00	8:00	7:39	
Sep 19, 2015	UCONN	W 9-6	29:42	7:58	6:25	8:30	6:49	
Sep 26, 2015	at Kentucky	L 13-21	28:58	8:58	5:21	8:18	6:21	
Oct 03, 2015	SOUTH CAROLINA	W 24-10	31:56	9:35	6:28	5:28	10:25	
MIZZOU			Total 146:43	40:57	28:31	38:37	38:38	0:00
			Avg. 29:20	8:11	5:42	7:43	7:43	0:00
Opponents			Total 153:17	34:03	46:29	36:23	36:22	0:00
			Avg. 30:39	6:48	9:17	7:16	7:16	0:00



2015 Mizzou Tiger Football
MIZZOU Games Played (as of Oct 04, 2015)
All games



##	PLAYER	GP-GS	SEMO	ASU	UCONN	UK	SC
39	Abbingtion, Chas	4/-	XXX	...	XXX	XXX	XXX
57	Abeln, Alec	4/2	START	START	XXX	...	XXX
64	Adams, Paul	1/-	XXX
97	Augusta, Josh	5/5	START	START	START	START	START
99	Baggett, Andrew	5/-	XXX	XXX	XXX	XXX	XXX
5Z	Bailey, Sam	1/-	XXX
79	Beckner, Terry	5/2	XXX	XXX	XXX	START	START
38	Beisel, Eric	5/-	XXX	XXX	XXX	XXX	XXX
13	Berkstresser, C	4/-	XXX	...	XXX	XXX	XXX
17	Blair, DeSean	2/-	XXX	XXX
11	Blanton, Kendal	3/-	...	XXX	...	XXX	XXX
77	Boehm, Evan	5/5	START	START	START	START	START
6D	Brady, Walter	5/2	XXX	XXX	XXX	START	START
26	Brents, Jake	1/-	XXX
1X	Brothers, Kentr	5/5	START	START	START	START	START
2	Brown, Nate	5/5	START	START	START	START	START
3X	Browning, Cortl	4/-	...	XXX	XXX	XXX	XXX
34	Burkett, Joey	5/-	XXX	XXX	XXX	XXX	XXX
62	Chappell, Taylo	5/3	XXX	XXX	START	START	START
28	Cheadle, Logan	5/-	XXX	XXX	XXX	XXX	XXX
55	Crawford, Nate	4/4	START	START	START	START	...
70	Cuellar, Malik	4/-	XXX	XXX	XXX	XXX	...
80	Culkin, Sean	4/4	START	START	START	START	...
7X	Dennis, Kenya	5/5	START	START	START	START	START
15	Dilosa, Keyon	4/1	START	XXX	...	XXX	XXX
82	Echard, Clayton	5/1	XXX	XXX	XXX	XXX	START
6Z	Fatony, Corey	5/-	XXX	XXX	XXX	XXX	XXX
6Y	Frazier, Marcel	5/3	START	START	START	XXX	XXX
5X	Gibson, John	5/-	XXX	XXX	XXX	XXX	XXX
40	Green, Clarence	5/-	XXX	XXX	XXX	XXX	XXX
84	Hall, Emanuel	4/-	XXX	...	XXX	XXX	XXX
73	Hall, Mitch	5/5	START	START	START	START	START
24	Hall, Terez	5/-	XXX	XXX	XXX	XXX	XXX
32	Hansbrough, Rus	4/4	START	START	...	START	START
91	Harris, Charles	5/5	START	START	START	START	START
95	Halley, Rickey	5/3	START	START	START	XXX	XXX
33	Hilton, Cam	5/-	XXX	XXX	XXX	XXX	XXX
1D	Hines, Anthony	2/-	XXX	...	XXX
88	Howard, Nate	5/-	XXX	XXX	XXX	XXX	XXX
35	Hunt, Tyler	5/-	XXX	XXX	XXX	XXX	XXX
86	Hurell, Jake	4/-	XXX	XXX	XXX	...	XXX
5Y	Jones, Grant	4/-	XXX	XXX	XXX	...	XXX
41	Laurent, Eric	4/-	XXX	XXX	XXX	...	XXX
4X	Lee, Brandon	4/-	XXX	XXX	XXX	...	XXX
18	Leftwich, Wesle	4/4	...	START	START	START	START
3	Lock, Drew	5/1	XXX	XXX	XXX	XXX	START
96	Logan, A.J.	5/-	XXX	XXX	XXX	XXX	XXX



2015 Mizzou Tiger Football
MIZZOU Games Played (as of Oct 04, 2015)
All games



##	PLAYER	GP-GS	SEMO	ASU	UCONN	UK	SC
7	Mauk, Maty	4/4	START	START	START	START	...
60	McGovern, Conno	5/5	START	START	START	START	START
63	McNulty, Brad	5/1	XXX	XXX	XXX	XXX	START
6	Moore, J'Mon	5/5	START	START	START	START	START
8Y	Moore, Josh	4/-	XXX	XXX	XXX	...	XXX
25	Newsom, Donavin	5/5	START	START	START	START	START
71	Pendleton, Kevi	1/-	XXX
1Y	Penton, Aarion	5/5	START	START	START	START	START
9	Printz, Eddie	4/-	XXX	XXX	XXX	...	XXX
10	Reese, Jason	5/-	XXX	XXX	XXX	XXX	XXX
16	Richard, Thomas	3/-	XXX	XXX	...	XXX	...
6X	Ross, Tavon	3/-	XXX	...	XXX	...	XXX
30	Scherer, Michae	5/5	START	START	START	START	START
22	Sherrills, Antho	5/5	START	START	START	START	START
1Z	Simon, Ian	5/5	START	START	START	START	START
36	Steward, Morgan	3/-	XXX	XXX	XXX
31	Stribling, Fini	2/-	XXX	XXX
20	Walters, Trevon	1/-	XXX
8X	Wilson, Thomas	5/-	XXX	XXX	XXX	XXX	XXX
14	Wingo, Ray	5/-	XXX	XXX	XXX	XXX	XXX
21	Witter, Ish	5/1	XXX	XXX	START	XXX	XXX



2015 Mizzou Tiger Football
MIZZOU Total Tackles Game-by-Game (as of Oct 04, 2015)
All games



Total Tackles	UA-A	Total	SEMO	ASU	UConn	UK	SC
Brothers, Kentr LB	28-31	59	8-8	10-6	6-4	2-8	2-5
Scherer, Michae LB	15-18	33	1-2	6-4	1-1	3-6	4-5
Penton, Aarion CB	15-9	24	4-3	1-1	3-2	3-2	4-1
Harris, Charles DE	13-10	23	2-2	5-1	3-0	2-4	1-3
Sherrils, Antho	16-6	22	2-1	6-0	3-0	2-3	3-2
Newsom, Donavin LB	12-10	22	2-4	4-1	0-1	6-1	0-3
Dennis, Kenya CB	17-2	19	4-0	1-0	5-0	2-1	5-1
Green, Clarence LB	10-8	18	3-2	1-0	1-1	3-5	2-0
Simon, Ian	11-4	15	3-1	4-1	2-1	-	2-1
Brady, Walter DL	9-4	13	1-0	2-0	2-0	1-4	3-0
Hatley, Rickey DT	4-7	11	0-3	1-1	1-2	-	2-1
Beckner, Terry DL	3-6	9	0-4	-	2-0	1-2	-
Burkett, Joey LB	4-4	8	3-3	1-0	-	0-1	-
Augusta, Josh DT	6-2	8	-	1-1	2-0	1-1	2-0
Frazier, Marcel DL	4-3	7	-	2-1	1-0	0-1	1-1
Browning, Cortl	4-3	7	DNP	2-0	-	1-2	1-1
Gibson, John CB	4-2	6	1-0	1-1	-	2-1	-
Logan, A.J. DT	1-4	5	0-1	-	1-0	0-2	0-1
Cheadle, Logan CB	1-4	5	-	-	0-2	1-2	-
Howard, Nate	3-2	5	1-1	0-1	1-0	-	1-0
Wilson, Thomas	3-1	4	1-0	0-1	1-0	1-0	-
Moore, Josh DL	2-0	2	-	-	1-0	DNP	1-0
Hall, Terez LB	1-1	2	1-0	-	-	-	0-1
Ross, Tavon DB	1-1	2	1-1	DNP	-	DNP	-
Lee, Brandon LB	0-1	1	0-1	-	-	DNP	-
Fatony, Corey	1-0	1	-	1-0	-	-	-
Lock, Drew	1-0	1	-	1-0	-	-	-
Jones, Grant LB	0-1	1	0-1	-	-	DNP	-
Culkin, Sean	1-0	1	-	-	1-0	-	DNP
Richard, Thomas	1-0	1	1-0	-	DNP	-	DNP
Team	1-0	1	1-0	-	-	-	-
Witter, Ish	1-0	1	-	1-0	-	-	-



2015 Mizzou Tiger Football
MIZZOU Passing Game-by-Game (as of Oct 04, 2015)
All games



#7 Mauk, Maty	Comp	Att	Int	Pct	Yards	TD	Long	Sacked	Effic
Southeast Missouri	12	22	1	54.5	181	2	27	2-5	144.56
Arkansas State	16	36	2	44.4	148	3	32	1-9	95.37
UConn	14	22	1	63.6	145	0	51	1-2	109.91
Kentucky	15	30	0	50.0	180	1	28	1-4	111.40
TOTALS	57	110	4	51.8	654	6	51	5-20	112.49

#3 Lock, Drew	Comp	Att	Int	Pct	Yards	TD	Long	Sacked	Effic
Southeast Missouri	6	10	0	60.0	138	1	78	1-5	208.92
Arkansas State	0	1	1	0.0	0	0	0	0-0	-200.00
UConn	6	9	0	66.7	40	0	11	0-0	104.00
Kentucky	3	5	0	60.0	47	0	28	1-15	138.96
South Carolina	21	28	0	75.0	136	2	17	2-16	139.37
TOTALS	36	53	1	67.9	361	3	78	4-36	140.05



2015 Mizzou Tiger Football
MIZZOU Rushing/Receiving Game-by-Game (as of Oct 04, 2015)
All games



RUSHING	No-Yds/TD	SEMO	ASU	UCONN	UK	SC
Witter, Ish	70-285/1	13-33/0	12-50/0	17-54/0	11-50/0	17-98/1
Mauk, Maty QB	36-145/1	6-8/0	10-75/0	9-13/1	11-49/0	DNP
Hansbrough, Rus TB	24-92/0	2-23/0	5-15/0	DNP	6-11/0	11-43/0
Hunt, Tyler TB	13-49/0	5-20/0	2-4/0	1-2/0	2-6/0	3-17/0
Abbingtton, Chas TB	5-27/0	1-5/0	DNP	2-14/0	1--1/0	1-9/0
Steward, Morgan TB	10-18/0	5-14/0	2-0/0	3-4/0	DNP	DNP
Lock, Drew QB	10--9/0	1--5/0	-	-	2--4/0	7-0/0
Team	8--10/0	-	3--4/0	2--2/0	DNP	3--4/0

RECEIVING	No-Yds/TD	SEMO	ASU	UCONN	UK	SC
Brown, Nate WR	17-192/4	3-69/1	4-46/1	2-10/0	2-34/0	6-33/2
Moore, J'Mon WR	15-173/2	3-74/1	2-17/0	6-39/0	2-24/1	2-19/0
Hunt, Tyler TB	4-166/1	1-78/1	-	1-51/0	2-37/0	-
Leftwich, Wesle WR	8-101/1	DNP	1-32/1	2-12/0	3-44/0	2-13/0
Culkin, Sean TE	12-101/1	3-29/0	5-46/1	3-22/0	1-4/0	DNP
Reese, Jason TE	10-92/0	1-5/0	-	-	3-40/0	6-47/0
Dilosa, Keyon WR	6-49/0	3-25/0	-	DNP	3-24/0	-
Witter, Ish	7-46/0	1-5/0	3-10/0	3-31/0	-	-
Wingo, Ray	3-23/0	-	1--3/0	1-13/0	1-13/0	-
Blair, DeSean WR	1-21/0	1-21/0	-	DNP	DNP	DNP
Hansbrough, Rus TB	4-16/0	-	-	DNP	1-7/0	3-9/0
Hall, Emanuel WR	2-12/0	1-9/0	DNP	1-3/0	-	-
Hilton, Cam	1-9/0	-	-	-	-	1-9/0
Echard, Clayton TE	1-6/0	-	-	-	-	1-6/0
Richard, Thomas WR	1-4/0	1-4/0	-	DNP	-	DNP
Laurent, Eric WR	1-4/0	-	-	1-4/0	DNP	-



2015 Mizzou Tiger Football
MIZZOU Return Stats Game-by-Game (as of Oct 04, 2015)
All games



PUNT RETURNS	No-Yds	SEMO	ASU	UCONN	UK	SC
Penton, Aarion	9-82	4-66	2-10	1-0	2-6	-
Hilton, Cam	1-10	-	-	-	-	1-10
Green, Clarence	1-8	-	-	1-8	-	-
Brothers, Kentr	1-6	1-6	-	-	-	-
Ross, Tavon	1-5	-	DNP	1-5	DNP	-

KICK RETURNS	No-Yds	SEMO	ASU	UCONN	UK	SC
Sherrils, Antho	8-142	1-19	3-55	1-19	3-49	-
Hilton, Cam	1-13	-	-	1-13	-	-
Penton, Aarion	1-12	-	-	1-12	-	-
Gibson, John	1-9	-	-	-	1-9	-

INT. RETURNS	No-Yds	SEMO	ASU	UCONN	UK	SC
Brothers, Kentr	2-9	-	2-9	-	-	-
Simon, Ian	1-0	-	-	-	-	1-0
Brady, Walter	1-22	-	-	-	-	1-22
Sherrils, Antho	1-50	-	-	1-50	-	-
Gibson, John	1-35	-	1-35	-	-	-
Dennis, Kenya	1-1	-	-	-	-	1-1

FUMBLE RETURNS	No-Yds	SEMO	ASU	UCONN	UK	SC
----------------	--------	------	-----	-------	----	----



2015 Mizzou Tiger Football
MIZZOU Sacks Game-by-Game (as of Oct 04, 2015)
All games



SACKS	UA-A	Total	SEMO	ASU	UConn	UK	SC
Brady, Walter DL	5-0	5.0	-	-	2.0-10	1.0-2	2.0-17
Harris, Charles DE	3-0	3.0	-	2.0-17	1.0-1	-	-
Newsom, Donavin LB	1-1	1.5	-	-	-	1.0-9	0.5-3
Frazier, Marcel DL	1-0	1.0	-	-	-	-	1.0-5
Team	1-0	1.0	1.0-0	-	-	-	-
Dennis, Kenya CB	1-0	1.0	1.0-10	-	-	-	-
Brothers, Kentr LB	0-1	0.5	-	-	-	-	0.5-3



2015 Mizzou Tiger Football
MIZZOU Tackle For Loss Game-by-Game (as of Oct 04, 2015)
All games



TACKLES FOR LOSS	UA-A	Total	SEMO	ASU	UCONN	UK	SC
Harris, Charles DE	8-3	9.5	1.5-5	4.5-24	2.0-2	1.5-3	-
Brady, Walter DL	7-1	7.5	1.0-3	1.0-5	2.0-10	1.5-3	2.0-17
Scherer, Michae LB	3-4	5.0	0.5-0	3.0-9	-	0.5-0	1.0-2
Brothers, Kentr LB	2-5	4.5	1.5-5	1.5-3	-	-	1.5-6
Newsom, Donavin LB	3-1	3.5	-	1.0-3	-	2.0-13	0.5-3
Frazier, Marcel DL	3-1	3.5	-	1.5-11	1.0-1	-	1.0-5
Augusta, Josh DT	3-0	3.0	-	-	2.0-5	-	1.0-2
Beckner, Terry DL	1-4	3.0	1.0-4	-	1.0-4	1.0-1	-
Penton, Aarion CB	0-3	1.5	1.0-4	0.5-2	-	-	-
Halley, Rickey DT	0-3	1.5	1.0-2	0.5-1	-	-	-
Howard, Nate	1-1	1.5	1.5-6	-	-	-	-
Logan, A.J. DT	1-0	1.0	-	-	1.0-4	-	-
Dennis, Kenya CB	1-0	1.0	1.0-10	-	-	-	-
Sherrils, Antho	1-0	1.0	-	1.0-1	-	-	-
Wilson, Thomas	0-1	0.5	-	0.5-1	-	-	-
Green, Clarence LB	0-1	0.5	-	-	-	0.5-1	-



2015 Mizzou Tiger Football
MIZZOU Fumbles Game-by-Game (as of Oct 04, 2015)
All games



FUMBLES	No-Lost	SEMO	ASU	UConn	UK	SC
Mauk, Maty QB	3-0	-	2-0	1-0	-	DNP
Lock, Drew QB	1-0	-	-	-	-	1-0
Ross, Tavon	1-1	-	DNP	1-1	DNP	-
Penton, Aarion	1-0	1-0	-	-	-	-
Hansbrough, Rus TB	1-0	-	-	DNP	1-0	-

FUMBLES FORCED	Number	SEMO	ASU	UConn	UK	SC
Sherrills, Antho	1	-	-	1	-	-
Logan, A.J.	1	-	-	1	-	-
Penton, Aarion	1	-	-	-	1	-
Harris, Charles	1	1	-	-	-	-

FUMBLES RECOVERED	Number	SEMO	ASU	UConn	UK	SC
Sherrills, Antho	1	-	-	1	-	-
Simon, Ian	1	1	-	-	-	-



2015 Mizzou Tiger Football
MIZZOU Individual Season/Career Statistics (as of Oct 04, 2015)
All games



SEASON

CAREER

Rushing	gp	att	gain	loss	net	avg	td	lg	avg/g	gp	att	gain	loss	net	avg	td	lg	avg/g
Witter, Ish	5	70	312	27	285	4.1	1	27	57.0	17	97	423	37	386	4.0	2	27	22.7
Mauk, Maty	4	36	179	34	145	4.0	1	24	36.2	31	185	1038	291	747	4.0	4	36	24.1
Hansbrough, Russell	4	24	100	8	92	3.8	0	24	23.0	41	380	2114	114	2000	5.3	14	78	48.8
Hunt, Tyler	5	13	49	0	49	3.8	0	11	9.8	32	16	59	0	59	3.7	0	11	1.8
Abbingtion, Chase	4	5	28	1	27	5.4	0	12	6.8	4	5	28	1	27	5.4	0	12	6.8
Steward, Morgan	3	10	21	3	18	1.8	0	6	6.0	15	31	113	11	102	3.3	1	14	6.8
Lock, Drew	5	10	30	39	-9	-0.9	0	11	-1.8	5	10	30	39	-9	-0.9	0	11	-1.8
Team	4	8	0	10	-10	-1.2	0	0	-2.5									
Total	5	176	719	122	597	3.4	2	27	119.4									
Opponents	5	192	723	176	547	2.8	2	29	109.4									

Passing	gp	effic	comp-att-int	pct	yds	td	lg	avg/g	gp	effic	comp-att-int	pct	yds	td	lg	avg/g
Mauk, Maty	4	112.49	57-110-4	51.8	654	6	51	163.5	31	123.89	346-657-19	52.7	4373	42	96	141.1
Lock, Drew	5	140.05	36-53-1	67.9	361	3	78	72.2	5	140.05	36-53-1	67.9	361	3	78	72.2
Total	5	121.45	93-163-5	57.1	1015	9	78	203.0								
Opponents	5	108.95	82-137-7	59.9	771	5	35	154.2								

Receiving	gp	no.	yds	avg	td	lg	avg/g	gp	no.	yds	avg	td	lg	avg/g
Brown, Nate	5	17	192	11.3	4	25	38.4	14	22	237	10.8	4	25	16.9
Moore, J'Mon	5	15	173	11.5	2	27	34.6	18	17	206	12.1	2	27	11.4
Culkin, Sean	4	12	101	8.4	1	21	25.2	32	33	281	8.5	2	22	8.8
Reese, Jason	5	10	92	9.2	0	21	18.4	18	11	104	9.5	0	21	5.8
Leftwich, Wesley	4	8	101	12.6	1	32	25.2	17	11	137	12.5	1	32	8.1
Witter, Ish	5	7	46	6.6	0	20	9.2	17	7	46	6.6	0	20	2.7
Dilosa, Keyon	4	6	49	8.2	0	16	12.2	4	6	49	8.2	0	16	12.2
Hunt, Tyler	5	4	166	41.5	1	78	33.2	32	4	166	41.5	1	78	5.2
Hansbrough, Russell	4	4	16	4.0	0	9	4.0	41	17	85	5.0	0	18	2.1
Wingo, R.	5	3	23	7.7	0	13	4.6	5	3	23	7.7	0	13	4.6
Hall, Emanuel	4	2	12	6.0	0	9	3.0	4	2	12	6.0	0	9	3.0
Blair, D.	2	1	21	21.0	0	21	10.5	2	1	21	21.0	0	21	10.5
Hilton, Cam	5	1	9	9.0	0	9	1.8	5	1	9	9.0	0	9	1.8
Echard, Clayton	5	1	6	6.0	0	6	1.2	32	1	6	6.0	0	6	0.2
Laurent, Eric	4	1	4	4.0	0	4	1.0	4	1	4	4.0	0	4	1.0
Richard, Thomas	3	1	4	4.0	0	4	1.3	3	1	4	4.0	0	4	1.3
Total	5	93	1015	10.9	9	78	203.0							
Opponents	5	82	771	9.4	5	35	154.2							

Total Offense	g	plays	rush	pass	total	avg/g	g	plays	rush	pass	total	avg/g
Mauk, Maty	4	146	145	654	799	199.8	31	842	747	4373	5120	165.2
Lock, Drew	5	63	-9	361	352	70.4	5	63	-9	361	352	70.4
Witter, Ish	5	70	285	0	285	57.0	17	97	386	0	386	22.7
Hansbrough, Russell	4	24	92	0	92	23.0	41	380	2000	0	2000	48.8
Hunt, Tyler	5	13	49	0	49	9.8	32	16	59	0	59	1.8
Abbingtion, Chase	4	5	27	0	27	6.8	4	5	27	0	27	6.8
Steward, Morgan	3	10	18	0	18	6.0	15	31	102	0	102	6.8
Team	4	8	-10	0	-10	-2.5						
Total	5	339	597	1015	1612	322.4						
Opponents	5	329	547	771	1318	263.6						



2015 Mizzou Tiger Football
MIZZOU Individual Season/Career Statistics (as of Oct 04, 2015)
All games



SEASON

CAREER

Scoring			PAT						pts			PAT						pts
	td	fg	kick	rush	rcv	pass	dxp	saf		td	fg	kick	rush	rcv	pass	dxp	saf	
Baggett, Andrew	-	7-8	12-12	-	-	-	-	-	33	-	57-78	154-163	-	-	-	-	-	325
Brown, Nate	4	-	-	-	-	-	-	-	24	4	-	-	-	-	-	-	-	24
Moore, J'Mon	2	-	-	-	-	-	-	-	12	2	-	-	-	-	-	-	-	12
Leftwich, Wesley	1	-	-	-	-	-	-	-	6	1	-	-	-	-	-	-	-	6
Mauk, Maty	1	-	-	-	-	-	-	-	6	4	-	-	-	-	1-2	-	-	24
Witter, Ish	1	-	-	-	-	-	-	-	6	2	-	-	-	-	-	-	-	12
Penton, Aarion	1	-	-	-	-	-	-	-	6	1	-	-	-	-	-	-	-	6
Culkin, Sean	1	-	-	-	-	-	-	-	6	2	-	-	-	-	-	-	-	12
Hunt, Tyler	1	-	-	-	-	-	-	-	6	1	-	-	-	-	-	-	-	6
Green, Clarence	-	-	-	-	-	-	-	1	2	-	-	-	-	-	-	-	1	2
Total	12	7-8	12-12	-	-	-	-	1	107									
Opponents	7	4-6	6-7	-	-	-	-	-	60									

Punt Returns	no.	yds	avg	td	lg	no.	yds	avg	td	lg
Penton, Aarion	9	82	9.1	1	41	9	82	9.1	1	41
Brothers, Kentrell	1	6	6.0	0	0	1	6	6.0	0	0
Ross, Tavon	1	-5	-5.0	0	0	1	-5	-5.0	0	0
Hilton, Cam	1	10	10.0	0	10	1	10	10.0	0	10
Green, Clarence	1	8	8.0	0	0	1	8	8.0	0	0
Total	13	101	7.8	1	41					
Opponents	6	22	3.7	0	10					

Kick Returns	no.	yds	avg	td	lg	no.	yds	avg	td	lg
Sherrills, Anthony	8	142	17.8	0	21	8	142	17.8	0	21
Penton, Aarion	1	12	12.0	0	12	1	12	12.0	0	12
Gibson, John	1	9	9.0	0	9	4	108	27.0	0	62
Hilton, Cam	1	13	13.0	0	13	1	13	13.0	0	13
Total	11	176	16.0	0	21					
Opponents	10	280	28.0	0	48					

Interceptions	no.	yds	avg	td	lg	no.	yds	avg	td	lg
Brothers, Kentrell	2	9	4.5	0	9	5	39	7.8	0	15
Gibson, John	1	35	35.0	0	35	2	35	17.5	0	35
Brady, Walter	1	22	22.0	0	22	1	22	22.0	0	22
Dennis, Kenya	1	1	1.0	0	1	2	6	3.0	0	5
Simon, Ian	1	0	0.0	0	0	3	1	0.3	0	1
Sherrills, Anthony	1	50	50.0	0	50	1	50	50.0	0	50
Total	7	117	16.7	0	50					
Opponents	5	83	16.6	0	45					

Fumble Returns	no.	yds	avg	td	lg	no.	yds	avg	td	lg
Total	0	0	0.0	0	0					
Opponents	0	0	0.0	0	0					



2015 Mizzou Tiger Football
MIZZOU Individual Season/Career Statistics (as of Oct 04, 2015)
All games



SEASON

CAREER

All Purpose	g	rush	rcv	pr	kr	ir	total	avg/g	g	rush	rcv	pr	kr	ir	total	avg/g
Witter, Ish	5	285	46	0	0	0	331	66.2	17	386	46	0	0	0	432	25.4
Hunt, Tyler	5	49	166	0	0	0	215	43.0	32	59	166	0	78	0	303	9.5
Brown, Nate	5	0	192	0	0	0	192	38.4	14	0	237	0	0	0	237	16.9
Sherrills, Anthony	5	0	0	0	142	50	192	38.4	19	0	0	0	142	50	192	10.1
Moore, J'Mon	5	0	173	0	0	0	173	34.6	18	0	206	0	0	0	206	11.4
Mauk, Maty	4	145	0	0	0	0	145	36.2	31	747	1	0	0	0	748	24.1
Hansbrough, Rus	4	92	16	0	0	0	108	27.0	41	2000	85	0	56	0	2141	52.2
Culkin, Sean	4	0	101	0	0	0	101	25.2	32	0	281	0	0	0	281	8.8
Leftwich, Wesley	4	0	101	0	0	0	101	25.2	17	0	137	0	16	0	153	9.0
Penton, Aarion	5	0	0	82	12	0	94	18.8	32	0	0	82	12	41	135	4.2
Reese, Jason	5	0	92	0	0	0	92	18.4	18	0	104	0	0	0	104	5.8
Dilosa, Keyon	4	0	49	0	0	0	49	12.2	4	0	49	0	0	0	49	12.2
Gibson, John	5	0	0	0	9	35	44	8.8	31	0	0	0	108	35	143	4.6
Hilton, Cam	5	0	9	10	13	0	32	6.4	5	0	9	10	13	0	32	6.4
Abbingtion, Chas	4	27	0	0	0	0	27	6.8	4	27	0	0	0	0	27	6.8
Wingo, R.	5	0	23	0	0	0	23	4.6	5	0	23	0	0	0	23	4.6
Brady, Walter	5	0	0	0	0	22	22	4.4	5	0	0	0	0	22	22	4.4
Blair, D.	2	0	21	0	0	0	21	10.5	2	0	21	0	0	0	21	10.5
Steward, Morgan	3	18	0	0	0	0	18	6.0	15	102	0	0	0	0	102	6.8
Brothers, Kentrell	5	0	0	6	0	9	15	3.0	44	0	0	6	0	39	45	1.0
Hall, Emanuel	4	0	12	0	0	0	12	3.0	4	0	12	0	0	0	12	3.0
Green, Clarence	5	0	0	8	0	0	8	1.6	30	0	0	8	0	0	8	0.3
Echard, Clayton	5	0	6	0	0	0	6	1.2	32	0	6	0	0	0	6	0.2
Laurent, Eric	4	0	4	0	0	0	4	1.0	4	0	4	0	0	0	4	1.0
Richard, Thomas	3	0	4	0	0	0	4	1.3	3	0	4	0	0	0	4	1.3
Dennis, Kenya	5	0	0	0	0	1	1	0.2	19	0	0	0	0	6	6	0.3
Ross, Tavon	3	0	0	-5	0	0	-5	-1.7	3	0	0	-5	0	0	-5	-1.7
Lock, Drew	5	-9	0	0	0	0	-9	-1.8	5	-9	0	0	0	0	-9	-1.8
Team	4	-10	0	0	0	0	-10	-2.5								
Total	5	597	1015	101	176	117	2006	401.2								
Opponents	5	547	771	22	280	83	1703	340.6								

Field Goals	att	good	long	blkd	att	good	long	blkd
Baggett, Andrew	8	7	41	0	78	57	52	2
Total	8	7	41	0				
Opponents	6	4	40	0				

Punting	no.	yds	avg	lg	blk	no.	yds	avg	lg	blk
Fatony, Corey	29	1232	42.5	60	0	29	1232	42.5	60	0
Total	29	1232	42.5	60	0					
Opponents	36	1388	38.6	60	2					

Kickoffs	no.	yds	avg	tb	ob	no.	yds	avg	tb	ob
Fatony, Corey	24	1532	63.8	13	1	24	1532	63.8	13	1
Total	24	1532	63.8	13	1					
Opponents	16	1003	62.7	4	1					



SEASON												CAREER											
##	Defensive Leaders	gp	ua	a	total	tfl	sack	int	pbu	fr	ff	blk	gp	ua	a	total	tfl	sack	int	pbu	fr	ff	blk
1X	Brothers, Kentrell	5	28	31	59	4.5	0.5	2	1	.	.	2	44	137	128	265	16.0	2.5	5	9	.	3	2
30	Scherer, Michael	5	15	18	33	5.0	.	.	1	.	.	.	33	70	83	153	9.5	0.5	.	2	2	1	.
1Y	Penton, Aarion	5	15	9	24	1.5	.	.	2	.	1	.	32	49	27	76	4.5	.	4	13	.	2	.
91	Harris, Charles	5	13	10	23	9.5	3.0	.	.	.	1	.	19	26	16	42	13.5	5.0	.	2	.	2	.
22	Sherrils, Anthony	5	16	6	22	1.0	.	1	1	1	1	.	19	24	11	35	1.0	.	1	1	1	1	.
25	Newsom, Donavin	5	12	10	22	3.5	1.5	.	1	.	.	.	29	29	22	51	7.0	1.5	.	2	1	2	.
7X	Dennis, Kenya	5	17	2	19	1.0	1.0	1	1	.	.	.	19	65	15	80	5.5	1.5	2	10	.	1	.
40	Green, Clarence	5	10	8	18	0.5	1	30	17	21	38	0.5	1
1Z	Simon, Ian	5	11	4	15	0.0	.	1	3	1	.	.	42	72	53	125	5.5	0.5	3	12	1	1	.
56	Brady, Walter	5	9	4	13	7.5	5.0	1	5	9	4	13	7.5	5.0	1
95	Hatley, Rickey	5	4	7	11	1.5	27	12	11	23	2.5	1.0	.	.	.	1	.
79	Beckner, Terry	5	3	6	9	3.0	.	.	1	.	.	.	5	3	6	9	3.0	.	.	1	.	.	.
34	Burkett, Joey	5	4	4	8	0.0	18	4	5	9	0.0
97	Augusta, Josh	5	6	2	8	3.0	.	.	1	.	.	.	33	21	19	40	10.5	3.0	1	1	.	2	1
6Y	Frazier, Marcell	5	4	3	7	3.5	1.0	5	4	3	7	3.5	1.0
3X	Browning, Cortland	4	4	3	7	0.0	32	9	7	16	0.0	.	.	1	.	.	.
5	Gibson, John	5	4	2	6	0.0	.	1	2	.	.	.	31	29	23	52	1.0	.	2	9	1	.	.
88	Howard, Nate	5	3	2	5	1.5	5	3	2	5	1.5
96	Logan, A.J.	5	1	4	5	1.0	1	.	8	1	4	5	1.0	1	.
28	Cheadle, Logan	5	1	4	5	0.0	18	1	5	6	0.0
8X	Wilson, Thomas	5	3	1	4	0.5	18	11	10	21	1.5	.	.	1	.	.	.
6X	Ross, Tavon	3	1	1	2	0.0	3	1	1	2	0.0
8Y	Moore, Josh	4	2	.	2	0.0	4	2	.	2	0.0
24	Hall, Terez	5	1	1	2	0.0	5	1	1	2	0.0
4	Lee, Brandon	4	.	1	1	0.0	.	.	1	.	.	.	4	.	1	1	0.0	.	.	1	.	.	.
16	Richard, Thomas	3	1	.	1	0.0	3	1	.	1	0.0
5Y	Jones, Grant	4	.	1	1	0.0	4	.	1	1	0.0
80	Culkin, Sean	4	1	.	1	0.0	32	2	.	2	0.0
3	Lock, Drew	5	1	.	1	0.0	5	1	.	1	0.0
TM	Team	4	1	.	1	0.0	1.0											
21	Witter, Ish	5	1	.	1	0.0	17	1	.	1	0.0
6Z	Fatony, Corey	5	1	.	1	0.0	5	1	.	1	0.0
	Total	5	193	144	337	48	13	7	15	2	4	3											
	Opponents	5	178	150	328	38	9	5	23	1	2	.											