



BACK-TO-BACK SEC EAST CHAMPIONS // FIFTH-MOST WINS AMONG POWER 5 SINCE 2007 // #MIZZOU MADE

2015 SCHEDULE


DATE	OPPONENT	TV	SCORE/TIME (CT)
SEPT. 5	Southeast Missouri	SEC NETWORK+	W, 34-3
SEPT. 12	at Arkansas St.	ESPN3	W, 27-20
SEPT. 19	UCONN	ESPN	W, 9-6
SEPT. 26	at Kentucky	SEC Network	L, 21-13
OCT. 3	SOUTH CAROLINA	SEC NETWORK	W, 24-10
OCT. 10	#11/12 FLORIDA	SEC NETWORK	L, 21-3
OCT. 17	at Georgia	SEC Network	6:30 p.m.
OCT. 24	at Vanderbilt	TBA	TBA
OCT. 31	OPEN DATE		
NOV. 5	MISSISSIPPI ST.	ESPN	8 PM
NOV. 14	BYU (in Kansas City)*	TBA	TBA
NOV. 21	TENNESSEE	TBA	TBA
Nov. 27	at Arkansas	CBS	1:30 P.M.

Bold denotes home games in Columbia, Mo., at Memorial Stadium
 All times listed are central
 * - Nov. 14 game vs. BYU will be played at Arrowhead Stadium in Kansas City, Mo., home of the NFL's Kansas City Chiefs
 • Mizzou's record at NFL stadiums under Pinkel (9-1)

GAME 7

MIZZOU TIGERS (4-2, 1-2 SEC) at GEORGIA (4-2, 2-2 SEC)

SATURDAY, OCT. 17, 2015 // 6:30 PM (CT) // SANFORD STADIUM



@MizzouFootball

4-2 (1-2 SEC)

PTS/GAME	18.3
PTS ALLOWED/GAME	13.5
RUSH YDS/GAME	117.2
RUSH YDS ALLOWED/GAME	112.7
PASSING YDS/GAME	194.3
PASSING YDS ALLOWED/GAME	163.2
TOTAL OFFENSE/GAME	311.5
TOTAL OFFENSE ALLOWED/GAME	275.8
TIME OF POSSESSION	31:52
3RD DOWN	31-of-87 (36%)
RED ZONE SCORES	12-of-13


HEAD COACH.....Gary Pinkel (Kent St., '73)
 SEASON RECORD.....4-2 (15th Season)
 CAREER.....190-105-3 (25th) // 117-68 at MU
 RECORD VS. GEORGIA.....1-2

SERIES INFORMATION

ALL-TIME SERIES Fifth meeting
 IN COLUMBIA 0-2
 IN GAINESVILLE 1-0
 NEUTRAL SITE 0-1
 LAST MEETING Georgia, 34-0
 Oct. 11, 2014 in Columbia

FOLLOW #MIZZOU

ON TELEVISION SEC Network
 6:30 PM
 Brent Musberger (Play-by-Play)
 Jesse Palmer (Analyst)
 Maria Taylor (Sideline)
 ON RADIO Tiger Radio Network
 Mike Kelly (Play-by-Play)
 Howard Richards (Analyst)
 Chris Gervino (Sideline)
 Sirius (83); XM (190)
 ONLINE @MizzouFootball
 MUTigers.com
 Mizzou.StatBroadcast.com

@FootballUGA

4-2 (2-2 SEC)

PTS/GAME	37.2
PTS ALLOWED/GAME	21.7
RUSH YDS/GAME	231.5
RUSH YDS ALLOWED/GAME	137.5
PASSING YDS/GAME	219.8
PASSING YDS ALLOWED/GAME	194.3
TOTAL OFFENSE/GAME	451.3
TOTAL OFFENSE ALLOWED/GAME	331.8
TIME OF POSSESSION	32:19
3RD DOWN	29-of-95 (31%)
RED ZONE SCORES	12-of-16

HEAD COACH.....Mark Richt (Miami '82)
 SEASON RECORD.....4-2 (15th season)
 CAREER RECORD.....140-50 (15th season)
 RECORD VS. MIZZOU.....2-1

#MIZZOU Musings

- ▶ A win would...
 - Be Mizzou's second over Georgia since joining the SEC in 2012 and the second win over Georgia between the Hedges.
 - Improve Mizzou to 2-3 all-time against Georgia and 2-0 against the Gators in Columbia.
 - Improve Mizzou to 14-8 against SEC East teams since joining the SEC for the 2012 season.
 - Be Mizzou's seventh consecutive bounce-back win as Mizzou has won its last six games following a loss, dating back to a 31-3 win over Tennessee on Nov. 2, 2013.

#SaltyOnDefense

- Despite Florida's 21-3 win Saturday over Mizzou, the Tiger defense played much better than the final score might indicate at first glance. The Gators scored only 14 points offensively, as their final TD of the game came on a 3rd-quarter pick six that accounted for the final score. Prior to that, the Gators mustered only 14 points, on a pair of 1st-quarter TD drives (with both aided by 15-yard personal foul penalties on Mizzou).
- Florida netted TD drives of 75 and 82 yards on two of their first three possessions Saturday, but were held scoreless on offense the rest of the way. In the Gators' other 12 possessions, Mizzou held them to just 180 yards on 57 plays, for an average of just 3.2 yards per snap. Even with the pick six added to the point total, Florida was held well below their season scoring average of 34.4 points coming into the game, and the Gators' final offensive output of 337 yards was 57 yards below their average of 394 coming into the contest.
- Mizzou's disruptive defense had 9.0 tackles for loss against Florida on the night, including 5.0 QB sacks. Florida came into the game allowing an average of just 2.0 QB sacks per outing.

#MIZZOU STORYLINES

- ▶ The Missouri Tigers (4-2 overall, 1-2 in SEC play) hit the road to begin a two-game road swing, with things starting off in Athens, Ga. this Saturday evening at the Georgia Bulldogs (4-2, 2-2). Kickoff for the game is set for 6:30 p.m. (central time), with the game being televised on the SEC Network.
- ▶ Mizzou is looking to bounce back from a 21-3 home defeat at the hands of SEC Eastern Division-leading Florida. The Tiger defense played lights out against the Gators, after allowing a pair of 1st-quarter TD drives, shutting out Florida the final 46:01 (UF had a pick-six in the 3rd quarter for their only points of the game after the 1st). Mizzou's offense showed promise early, taking their opening possession quickly downfield for a 1st-and-goal from the Gator 6-yardline, only to have the red zone possession stall out and end in a field goal to make it 7-3. Florida answered with a TD drive to make it 14-3, and Mizzou couldn't muster enough offense to claw back into the game, as MU was just 1-of-14 on third downs on the evening, while losing the turnover battle, 2-0.
- ▶ Georgia is also coming off of a tough defeat, as the Bulldogs held a 24-3 lead at Tennessee last Saturday, only to see the Volunteers mount a furious rally that led to a 38-31 Tennessee victory. The Vols outgained Georgia by a 519-to-444 in total offense, and overcame two huge Georgia non-offensive scores, including a 96-yard fumble return and a 70-yard punt return. The Bulldogs enter Saturday's contest on a two-game skid, as they fell 38-10 at home to Alabama the previous week. Georgia opened the year at 4-0, including wins over Louisiana-Monroe (51-14) and at Vanderbilt (W, 31-14), followed by two more home wins over South Carolina (52-20) and Southern (48-6).
- ▶ **TIGERS LOOKING FOR BOUNCE BACK WIN**
- ▶ Mizzou has done a lot of winning under Head Coach **Gary Pinkel** of late, and along with that, fortunately hasn't had to deal with a lot of rebounding from defeats. However, when the Tigers have stubbed their toes, they've shown a nice propensity for bouncing back and not letting one loss be the start of a losing streak...
- ▶ The Tigers have won their last six games coming off of a defeat, dating back to 2013. Here's a quick look at the current trend:

Date	Loss To	Next Game
• 10/26/13	vs. South Carolina (L, 27-24 2-OT)	vs. Tennessee (W, 31-3 – 11/2/13)
• 12/7/13	vs. Auburn (L, 59-42)	vs. Oklahoma State (W, 41-31 – 1/3/14)
• 9/20/14	vs. Indiana (L, 31-27)	at South Carolina (W, 21-20 – 9/27/14)
• 10/11/14	vs. Georgia (L, 34-0)	at Florida (W, 42-13 – 10/18/14)
• 12/6/14	vs. Alabama (L, 42-13)	vs. Minnesota (W, 33-17 – 1/1/15)
• 9/26/15	at Kentucky (L, 21-13)	vs. South Carolina (W, 24-10 – 10/3/15)

MIZZOU STARTERS

#THEBEASTIEBOYS - THE O-LINE



LT Connor **McGOVERN**

60
RS SR // 6-4 // 300 // FARGO, N.D.

GP	GS	C-GP	C-GS
6	6	43	34

- ▶ Moves to LT in 2015
- ▶ Strongest guy on team. Weight room PRs - Squat: 810, Bench: 475, Deadlift: 675, Vertical: 36"
- ▶ Two-time SEC Honor Roll member




LG Brad **McNULTY**

63
RS SR // 6-4 // 305 // ALLEN, TEXAS

GP	GS	C-GP	C-GS
5	2	39	15

- ▶ Has started 15 games in his career
- ▶ One of five seniors among the 2-deep on the line for Mizzou.



C Evan **BOEHM**

77
SR // 6-3 // 310 // LEE'S SUMMIT, MO.

All-SEC 3rd Team			
GP	GS	C-GP	C-GS
6	6	46	46

- ▶ Senior captain
- ▶ Has started 46 straight games, including 34 at center and 12 at LG.
- ▶ Rimington and Outland Watch List
- ▶ One of top NFL Draft prospects at C



RG Mitch **HALL**

73
RS SR // 6-5 // 310 // RUSSELLVILLE, ARK.

GP	GS	C-GP	C-GS
6	6	32	11

- ▶ Started five games at RG in 2014 and occupies the same spot in 2015
- ▶ Transfer from Ole Miss (2012)
- ▶ Valuable member of the FG/PAT protection team in 2014



RT Nate **CRAWFORD**

55
RS SO // 6-5 // 310 // PENSACOLA, FLA.

GP	GS	C-GP	C-GS
5	4	8	4

- ▶ First season as a starter
- ▶ Switching from LT to RT in 2015
- ▶ Back on the depth chart after suffering an ankle injury at UK - missed win over SC.

NOTES ON THE LINE (C-GS denotes career games started, C-GP denotes career games played)

- ▶ Mizzou's O-line boasts 110 career starts with four of five spots being occupied by seniors. **Evan Boehm** leads the group with 46 career starts while **Connor McGovern** has 34.
- ▶ **Evan Boehm** is just five starts shy of breaking Mizzou's all-time school record for starts in a career.
- ▶ Average weight: 307 pounds // Average height: 6-4

#PLAYMAKERS - THE BACKFIELD/SPECIALISTS



QB Drew **LOCK**

3
FR // 6-4 // 205 // LEE'S SUMMIT, MO.

C-ATT	YDS	RA-YD	TD-INT
52-92	512	14- -33	3-3

- ▶ Atop depth for 3rd straight week.
- ▶ First true FR QB to start a game at Mizzou since 1995.
- ▶ 2nd-best completion % for a debut QB (start) under Pinkel vs. SC



TB Russell **HANSBROUGH**

32
SR // 5-9 // 195 // ARLINGTON, TEXAS

All-SEC 3rd Team			
ATT-YD	AVG.	REC-YD	TDs
33-166	5.0	5-17	0

- ▶ Became sixth RB under Pinkel to rush for 2,000 career yards vs. South Carolina - now has 2,074 after UF
- ▶ Is the 15th Tiger to hit 2,000 career rushing yards



TB Ish **WITTER**

21
SO // 5-10 // 190 // TAMPA, FLA.

ATT-YD	AVG.	REC-YD	TDs
81-324	4.0	11-75	1

- ▶ Set career-highs in carries (17), yards (98) and long (17 yards) vs. SC
- ▶ 11 carries and 39 yards vs. UF
- ▶ Has led Mizzou in carries in every game this season.

NOTES ON BACKFIELD

- ▶ Freshman QB **Drew Lock** was the first true freshman quarterback to start for Mizzou since Corby Jones when Jones started against Oklahoma State (Oct. 21, 1995). Lock also continues the streak of every Pinkel QB getting a win in his first career start, joining Brad Smith (2002 vs. Illinois), Chase Daniel (2006 vs. Murray State), Blaine Gabbert (2009 vs. Illinois), James Franklin (2011 vs. Miami [OH]), Corbin Berkstresser (2012 vs. Arizona State), and Maty Mauk (2013 vs. Florida). He is now 1-1 as a starter after last weekend's loss to Florida.
- ▶ **Russell Hansbrough** now has 2,074 career rushing yards - the 15th Tiger ever to rush for more than 2,000 career yards and the sixth RB under **Gary Pinkel** to do so.

#GOINGDEEP - THE PASS CATCHERS



TE Clayton **ECHARD**

82
RS SR // 6-5 // 260 // EUREKA, MO.

C-YDs	AVG	LNG	TD
2-14	7.0	8	0

- ▶ Taken over No. 1 on the depth chart this week
- ▶ Brings size & versatility to TE spot
- ▶ 1 catch for 8 yards last weekend against Florida.



X J'Mon **MOORE**

6
RS SO // 6-3 // 190 // MISSOURI CITY, TEXAS

C-YDs	AVG	LNG	TD
16-205	12.8	32	2

- ▶ Hauled in first career TD vs. SEMO
- ▶ 6 catches (39 yards) vs. UConn
- ▶ 2 catches (24 yds) w/ a TD at UK
- ▶ Career-long 32 yard-catch vs. UF
- ▶ Leads team in yds, 2nd in catches



H Nate **BROWN**

2
SO // 6-3 // 205 // SUWANEE, GA.

C-YDs	AVG	LNG	TD
18-200	11.1	25	4

- ▶ Leads team in catches, TDs
- ▶ Became first Tiger since Bud Sasser (Jan. 1, 2015) with multiple TD grabs in the same game vs. SC (Oct. 3)



Z Wesley **LEFTWICH**

18
RS SR // 6-1 // 205 // COLUMBIA, MO.

C-YDs	AVG	LNG	TD
11-140	12.7	32	1





- ▶ Hauled in first career TD at Arkansas State, a 32-yard strike.
- ▶ Missed week 1 with a sore knee.
- ▶ Career-highs in catches (3) and yards (44) at UK

NOTES ON THE WIDEOUTS/TIGHT ENDS

- ▶ **J'Mon Moore**, **Wesley Leftwich** and **Nate Brown** have each hauled in their first career TDs this season.
- ▶ 17 different Tigers have caught a pass this season, including 11 different players last week vs. Florida.
- ▶ This foursome has combined for 47 of Mizzou's 109 catches this season.

MIZZOU STARTERS




#DLINEZOU

 DE 56 RS FR // 6-3 // 255 // FLORENCE, ALA.	 DT 79 FR // 6-4 // 300 // EAST ST. LOUIS, ILL.	 DT 97 JR // 6-4 // 335 // PEORIA, ILL.	 DE 91 RS SO // 6-3 // 255 // KANSAS CITY, MO.																																
<table border="1"> <thead> <tr><th>TCK</th><th>TFL-S</th><th>QBH</th><th>INT</th></tr> </thead> <tbody> <tr><td>17</td><td>8.5-6.0</td><td>2</td><td>1</td></tr> </tbody> </table> <ul style="list-style-type: none"> Leads all freshmen nationally with six sacks and is 11th in the NCAA and second in the SEC First career INT vs. SC 8.5 TFLs - 2nd on team (8th in SEC) 	TCK	TFL-S	QBH	INT	17	8.5-6.0	2	1	<table border="1"> <thead> <tr><th>TCK</th><th>TFL-S</th><th>QBH</th><th>PBU</th></tr> </thead> <tbody> <tr><td>9</td><td>3.0-0</td><td>1</td><td>1</td></tr> </tbody> </table> <ul style="list-style-type: none"> First career sack last Sat. vs. UF First true FR DT to start under Pinkel at Mizzou 2 tackles, 1.0 TFL vs. UConn 3 tackles, 1 TFL at UK (1st start) 	TCK	TFL-S	QBH	PBU	9	3.0-0	1	1	<table border="1"> <thead> <tr><th>TCK</th><th>TFL-S</th><th>QBH</th><th>PBU</th></tr> </thead> <tbody> <tr><td>10</td><td>4.0-0</td><td>2</td><td>1</td></tr> </tbody> </table> <ul style="list-style-type: none"> Junior w/ incredibly high ceiling 2.0 TFLs in win over UConn 2 tackles vs. UK, SC and UF Nicknamed 'Juggernaut' after the comic book X-Men villain. 	TCK	TFL-S	QBH	PBU	10	4.0-0	2	1	<table border="1"> <thead> <tr><th>TCK</th><th>TFL-S</th><th>QBH</th><th>FF</th></tr> </thead> <tbody> <tr><td>29</td><td>11.5-4.0</td><td>4</td><td>1</td></tr> </tbody> </table> <ul style="list-style-type: none"> Leads SEC and is 5th in NCAA in TFLs (11.5, 1.9 per game) 6 tackles, 2.0 TFLs, 1.0 sack vs. UF 4 tackles, QBH vs. SC 3 tackles (3.0 TFLs) vs. UConn 	TCK	TFL-S	QBH	FF	29	11.5-4.0	4	1
TCK	TFL-S	QBH	INT																																
17	8.5-6.0	2	1																																
TCK	TFL-S	QBH	PBU																																
9	3.0-0	1	1																																
TCK	TFL-S	QBH	PBU																																
10	4.0-0	2	1																																
TCK	TFL-S	QBH	FF																																
29	11.5-4.0	4	1																																

NOTES ON #DLINEZOU

- The defensive end duo of **Charles Harris** and **Walter Brady** has emerged as one of the best in the nation, combining for 20 tackles for loss and 10 sacks over six games. To put that mark into perspective, Mizzou's dominating pass rush edge player from a season ago - **Shane Ray** and **Markus Golden**, who were drafted in the first and second rounds, respectively, last spring - were just 0.5 TFLs better than where Harris and Brady are through six games.
- Both rank in the top 60 nationally in TFLs (Harris is fifth) while Brady checks in at 11th nationally in sacks through six games.
- Mizzou leads the SEC and is third nationally with 57 tackles for loss and has at least seven TFLs in each game this season. Keep in mind, Mizzou's production comes with two freshmen and a sophomore starting on #DLineZOU





#BASHBROTHERS - THE LINEBACKERS

 WLB 10 RS SR // 6-1 // 235 // GUTHRIE, OKLA.	 MLB 30 RS JR // 6-3 // 235 // ST. LOUIS, MO.	 SLB 25 RS JR // 6-2 // 230 // ST. LOUIS, MO.																								
<p>All-SEC 2nd Team</p> <table border="1"> <thead> <tr><th>TKL</th><th>TFLS</th><th>INT</th><th>PBU</th></tr> </thead> <tbody> <tr><td>74</td><td>5.5-1.5</td><td>2</td><td>1</td></tr> </tbody> </table> <ul style="list-style-type: none"> Leads nation in total tackles, 2nd in tackles per game. Broke the 15-tackle mark three times in 2015, including 15 vs. UF last week - 10+ tackles in 5 of 6 games 	TKL	TFLS	INT	PBU	74	5.5-1.5	2	1	<table border="1"> <thead> <tr><th>TKL</th><th>TFLS</th><th>FF</th><th>PBU</th></tr> </thead> <tbody> <tr><td>43</td><td>5.0-0</td><td>0</td><td>1</td></tr> </tbody> </table> <ul style="list-style-type: none"> 2nd on the team with 33 tackles. 2 tackles w/ a PBU vs. UConn. 9 tackles at UK and vs. SC - also had a TFL vs SC Season-high 10 tackles vs. UF 	TKL	TFLS	FF	PBU	43	5.0-0	0	1	<table border="1"> <thead> <tr><th>TKL</th><th>TFLS</th><th>FF</th><th>PBU</th></tr> </thead> <tbody> <tr><td>24</td><td>5.5-1.5</td><td>0</td><td>1</td></tr> </tbody> </table> <ul style="list-style-type: none"> Season-high 7 tackles, 1st career sack, career-high 2.0 TFLs at UK 3 tackles, 0.5 TFLs vs. SC 3 tackles, including 2.0 TFLs and 1.0 sack last week vs. UF. 	TKL	TFLS	FF	PBU	24	5.5-1.5	0	1
TKL	TFLS	INT	PBU																							
74	5.5-1.5	2	1																							
TKL	TFLS	FF	PBU																							
43	5.0-0	0	1																							
TKL	TFLS	FF	PBU																							
24	5.5-1.5	0	1																							

NOTES ON THE LINEBACKERS

- There haven't been many linebackers in the nation better than **Kentrell Brothers** through the first six weeks of the season. He leads the nation with 74 tackles (12.3 per game mark is second nationally) and leads the SEC in total tackles and tackles per game. He also has a pair of INTs and two blocked kicks.
- Mizzou's starting linebackers have combined for 141 of Mizzou's 408 tackles this season.
- The duo of Brothers and Scherer each had 10+ tackles last Saturday vs. Florida, the third time that the duo has done so in the same game in their careers and the second time this season.

#NOFLYZONE - THE SECONDARY

 CB 11 JR // 5-10 // 190 // ST. LOUIS, MO.	 FS 21 RS FR // 6-0 // 195 // MANSFIELD, TEXAS	 SS 22 RS SO // 6-0 // 190 // KANSAS CITY, MO.	 CB 7 SR // 5-11 // 200 // LELAND, MISS.																																
<table border="1"> <thead> <tr><th>TKL</th><th>PBU</th><th>TFL</th><th>INT</th></tr> </thead> <tbody> <tr><td>26</td><td>5</td><td>1.5</td><td>0</td></tr> </tbody> </table> <ul style="list-style-type: none"> Fifth on the team with 26 tackles, leading all players in the secondary. 5 tackles, PBU, QBH vs. UConn 5 tackles, FF, PBU at UK Career-high 3 PBUs vs. UF 	TKL	PBU	TFL	INT	26	5	1.5	0	<table border="1"> <thead> <tr><th>TKL</th><th>PBU</th><th>FR</th><th>INT</th></tr> </thead> <tbody> <tr><td>17</td><td>3</td><td>1</td><td>1</td></tr> </tbody> </table> <ul style="list-style-type: none"> Senior captain Recovered a fumble vs. SEMO 5 tackles at Arkansas State 3 tackles w/ a PBU vs. UConn INT, PBU and 3 tackles vs. SC. 	TKL	PBU	FR	INT	17	3	1	1	<table border="1"> <thead> <tr><th>TKL</th><th>PBU</th><th>TFL</th><th>INT</th></tr> </thead> <tbody> <tr><td>30</td><td>1</td><td>1.0</td><td>1</td></tr> </tbody> </table> <ul style="list-style-type: none"> Hauled in game-clinching INT - the first of his career - with less than a minute to play vs. UConn. 5 tackles at UK and vs. SC last wk Career-high 8 tkl last week vs. UF 	TKL	PBU	TFL	INT	30	1	1.0	1	<table border="1"> <thead> <tr><th>TKL</th><th>PBU</th><th>TFL</th><th>INT</th></tr> </thead> <tbody> <tr><td>22</td><td>1</td><td>1.0-10</td><td>1</td></tr> </tbody> </table> <ul style="list-style-type: none"> Senior captain Hauled in first INT of the season against SC, the first of three straight drive-ending picks by the Tigers. 3 tackles vs. UF last week. 	TKL	PBU	TFL	INT	22	1	1.0-10	1
TKL	PBU	TFL	INT																																
26	5	1.5	0																																
TKL	PBU	FR	INT																																
17	3	1	1																																
TKL	PBU	TFL	INT																																
30	1	1.0	1																																
TKL	PBU	TFL	INT																																
22	1	1.0-10	1																																

NOTES ON THE SECONDARY

- Mizzou is third in the SEC with seven interceptions and has two three-interception games this season. Mizzou last had two separate three-interception games in 2013, doing so in the first three games that season (vs. Murray State, Toledo and at Indiana).
- Mizzou leads the SEC in pass defense and ranks 14th nationally, allowing just 163.2 yards per game.

#THEBEASTIEBOYS - THE O-LINE



LT
70
Malik
CUELLAR
JR // 6-5 // 300 // FORTUNA, CALIF.

GP	GS	C-GP	C-GS
5	0	5	0

- ▶ Junior college transfer who provides great, quality depth at the ever important LT spot.
- ▶ Valuable member of FG/PAT protection unit.



LG
57
Alec
ABELN
RS SO // 6-3 // 290 // ST. LOUIS, MO.

GP	GS	C-GP	C-GS
6	2	6	2


- ▶ Started at LG before shifting to C to replace an injured Evan Boehm vs. SEMO.
- ▶ Mother, Julie, was Truman the Tiger mascot at Mizzou



C
56
Sam
BAILEY
RS FR // 6-4 // 280 // LAMAR, MO.

GP	GS	C-GP	C-GS
1	0	1	0

- ▶ One of 10 in-state signees in 2014 class.
- ▶ Played TE and DE in high school before switching to OL at Mizzou



RG
71
Kevin
PENDLETON
RS FR // 6-4 // 315 // LEE'S SUMMIT, MO.

GP	GS	C-GP	C-GS
1	0	1	0

- ▶ Played for Evan Boehm's father, Royce Boehm, at Lee's Summit West.
- ▶ Has a model car collection that is a very big hobby for him.



RT
62
Taylor
CHAPPELL
RS SR // 6-5 // 305 // CANADIAN, TEXAS


GP	GS	C-GP	C-GS
6	4	23	14

- ▶ Started final 10 games of '14 at RT
- ▶ Started 2015 at LG
- ▶ Moved back to RT in place of an injured Nate Crawford vs. UK and UF
- ▶ SEC Honor Roll member

NOTES ON THE LINE RESERVES (C-GS denotes career games started, C-GP denotes career games played)

- ▶ Average weight: 298 pounds with three checking in at 300 or bigger // Average height: 6-4 1/2.
- ▶ The O-Line reserves boast 37 career games played and 15 starts.


#PLAYMAKERS - THE BACKFIELD/SPECIALISTS RESERVES



QB
9
Eddie
PRINTZ
RS SO // 6-3 // 205 // MARIETTA, GA.

C-ATT	YDS	RA-YD	TD-INT
0-0	0	0-0	0-0


- ▶ Moves to No. 2 on the depth chart this week behind Drew Lock.
- ▶ Serves as team's holder on FG/PAT
- ▶ 2015 Spring Team Most Improved QB



TB
35
Tyler
HUNT
SR // 5-11 // 210 // HUNTSVILLE, MO.

ATT-YD	AVG.	REC-YD	TDs
14-54	3.9	4-166	1

- ▶ Has two longest pass catches by a Tiger this season (78 yards vs. SEMO, longest TD pass at Mizzou since 2013) and a 51-yard catch vs. UConn.
- ▶ 1 carry for 5 yards vs. UF



TB
39
Chase
ABBINGTON
RS SO // 6-2 // 215 // ST. LOUIS, MO.

ATT-YD	AVG.	REC-YD	TDs
6-39	6.5	0-0	0

- ▶ Went to Hutchinson CC, the alma mater of former Tiger and current Arizona Cardinal Markus Golden.
- ▶ Has 6 carries this season and is averaging 6.5 yards per carry

NOTES ON BACKFIELD RESERVES

- ▶ Mizzou's backup running backs will be key in 2015 as they will look to lighten the workload of 1,000-yard rusher **Russell Hansbrough**, who is nursing a sore ankle.
- ▶ Mizzou has not had a running back with more than 215 carries since Zack Abron in 2003, so the back-up running backs will obviously be important in the Tigers' running attack.


#GOINGDEEP - THE PASS CATCHER RESERVES



TE
10
Jason
REESE
SO // 6-5 // 250 // EULESS, TEXAS

C-YDs	AVG	LNG	TD
11-101	9.2	21	0

- ▶ 10 catches for 96 yards over the last three games
- ▶ 6 catches for 47 yards, both career-highs, against SC
- ▶ 1 catch for 9 yards vs. UF last week



X
17
DeSean
BLAIR
RS FR // 6-3 // 190 // JACKSONVILLE, FLA.

C-YDs	AVG	LNG	TD
2-25	12.5	21	0


- ▶ 2015 Team Most Improved WR during spring practice
- ▶ No. 50 WR prospect in the nation coming out of HS by ESPN. Had offers from Nebraska, Louisville, Maryland.



H
14
Ray
WINGO
RS FR // 5-11 // 180 // SUWANEE, GA.

C-YDs	AVG	LNG	TD
3-23	7.7	13	0

- ▶ Started his career at DB but has moved to WR
- ▶ Tremendous athlete who could also factor into kicking game.
- ▶ Had 1 catch (13 yards) at UK



Z
15
Keyon
DILOSA
RS FR // 6-3 // 200 // ROUND ROCK, TEXAS

C-YDs	AVG	LNG	TD
7-52	7.4	16	0


- ▶ Tied for team lead with three catches in first career start vs. SEMO

NOTES ON THE WIDEOUTS/TIGHT ENDS

- ▶ While young, the backup wideouts have a tremendous amount of talent and athleticism.
- ▶ Reese reset career-highs in catches and yards in back-to-back games vs. Kentucky and South Carolina, seeing more playing time after starting TE **Sean Culkin** went down with a knee injury vs. Kentucky.
- ▶ Blair returned to the No. 2 spot at X for the Florida game after missing two weeks with a concussion.

MIZZOU DEFENSIVE RESERVES

#DLINEZOU




DE
16

Marcell
FRAZIER

JR // 6-5 // 265 // PORTLAND, Ore.

TCK	TFL-S	QBH	FF
8	3.5-1.0	2	0

- ▶ 3 tackles w/ 1.5 tackles for loss at Arkansas State.
- ▶ 1 TFL vs. UConn and 1 tackle at UK
- ▶ First career sack vs. SC
- ▶ 1 tackle vs. UF last week




DT
96

A.J.
LOGAN

RS SO // 6-2 // 310 // COLUMBIA, MO.

TCK	TFL-S	QBH	FF
7	1.0-0	1	1

- ▶ Forced a fumble with a TFL last weekend against UConn.
- ▶ 2 tackles at UK
- ▶ 2 tackles with a QB hurry last week against Florida.




DT
95

Rickey
HATLEY

RS JR // 6-4 // 300 // ATLANTA, TEXAS

TCK	TFL-S	QBH	FF
16	2.5-0	1	0

- ▶ Had 3 tackles, 1 QBH and a TFL in the season-opener vs. SEMO.
- ▶ 2 tackles (0.5 TFL) at Ark. State.
- ▶ 3 tackles vs. UConn and SC
- ▶ Career-high 5 tackles vs. UF



DE
88

Nate
HOWARD

FR // 6-4 // 240 // ST. LOUIS, MO.

TCK	TFL-S	QBH	FF
6	1.5-0	1	0

- ▶ Incredible motor helped him with the No. 2 job as a true freshman during camp.
- ▶ One tackle and a QBH vs. SC
- ▶ One tackle vs. UF last week

NOTES ON #DLINEZOU RESERVES

- ▶ The #DLineZOU reserves feature plenty of youth but tremendous upside, with not one senior on the defensive line. The top eight in rotation breakdown: 3 freshmen, 2 sophomores and 3 juniors.
- ▶ #DLineZOU back-ups have compiled 7.5 TFLs this season.

#BASHBROTHERS - THE LINEBACKERS



WS
34

Joey
BURKETT

RS SO // 6-2 // 210 // JEFFERSON CITY, MO.

TKL	TFL-S	FF	PBU
8	0.0-0	0	0

- ▶ Had six tackles in opener vs. SEMO, third-most on team.
- ▶ 1 tackle at Arkansas State, UK
- ▶ Went to high school 30 minutes from Columbia in Jefferson City.



MLB
4

Brandon
LEE

RS FR // 6-2 // 220 // INDIANAPOLIS, IND.

TKL	TFL-S	FF	PBU
2	0.0-0	0	1

- ▶ Incredible athlete who was rated as a four-star LB and the nation's No. 16 LB prospect by ESPN.
- ▶ Had a special teams tackle last weekend vs. UF.



SM
40

Clarence
GREEN

RS SR // 6-0 // 220 // CLUTE, TEXAS

TKL	TFL-S	BLK	SFTY
18	0.5-0	1	1

- ▶ 5 tackles in season-opener vs. SEMO - 1 tackle at Arkansas State
- ▶ Blocked punt, scored safety vs. UConn
- ▶ Career-high 8 tackles at UK

NOTES ON THE LINEBACKER RESERVES

- ▶ Senior **Clarence Green** highlights the reserves, playing in 30 games in his career, including all 14 a season ago. He had a season- and career-high eight tackles against Kentucky.
- ▶ MLB **Brandon Lee** redshirted a season ago, but is an incredible athlete who was rated as a four-star LB prospect out of high school.
- ▶ **Joey Burkett** was the state's No. 9 overall recruit out of high school.

#NOFLYZONE - THE SECONDARY RESERVES



CB
28

Logan
CHEADLE

SO // 5-10 // 180 // LEE'S SUMMIT, MO.

TKL	PBU	PD	INT
6	0	0	0

- ▶ Tallied two tackles, his first of the season, vs. UConn
- ▶ Career-high 3 tackles at UK
- ▶ Cousin of actor Don Cheadle (Oceans 11, Hotel Rwanda, Iron Man 2)



FS
8

Thomas
WILSON

SO // 5-10 // 190 // SUWANEE, GA.

TKL	PBU	TFL	INT
4	0	0.5	0

- ▶ One of four true freshmen to play for Mizzou in 2014, tallying 17 tackles, 1.0 TFL and 1 pass break-up
- ▶ First Team All-State in Georgia as a HS senior.



SS
3

Cortland
BROWNING

RS SR // 6-1 // 205 // TYLER, TEXAS

TKL	PBU	PD	INT
7	0	0	0

- ▶ Missed season-opener vs. SEMO with hamstring strain.
- ▶ Healthy for Arkansas State and matched then career-high 2 tackles
- ▶ Career-high three tackles at UK



CB
5

John
GIBSON

RS JR // 6-0 // 190 // MISSOURI CITY, TEXAS

TKL	PBU	TFL	INT
9	2	0-0	1-35

- ▶ Hauled in second career INT and returned it 35 yards to set up a TD in Mizzou's win at Arkansas State
- ▶ Three tackles at UK- PBU vs. SC
- ▶ 3 tackles vs. UF last week

NOTES ON THE SECONDARY

- ▶ An experienced group for secondary coaches **Cornell Ford** and **Ryan Walters**, all four secondary reserves have seen plenty of game action this season.
- ▶ Both Cheadle and Wilson were true freshmen who saw game action last season - two of just four Mizzou true freshmen to play in 2014.
- ▶ **John Gibson** had a huge interception at Arkansas State, leading to a TD in Mizzou's road win.

#SPECIALISTS -KICKERS



PK
99
Andrew **BAGGETT**
RS SR // 6-1 // 215 // LEE'S SUMMIT, MO.

FG	LNG	PAT	KO
8-10	41	12-12	0-0

- ▶ 35 points shy of being Mizzou's all-time leading scorer.
- ▶ Career FG: 58-80, PATs: 154-163.
- ▶ Two FGs shy of school record (59 is record by Jeff Wolfert (2006-08))



P/KO
26
Corey **FATONY**
FR // 6-0 // 185 // FRANKLIN, TENN.

P-YDS	AVG.	TB	I-20
38-1662	43.7	3	15

- ▶ 15 of 38 punts have been inside 20 with 16 being fair caught - had 4 inside the 20 last week vs. UF
- ▶ 11 punts of 50+ yards including a career-long 61 last week vs. UF

NOTES ON THE KICKERS

- ▶ Senior FG kicker **Andrew Baggett** is second on Mizzou's career scoring list and should break that mark this season along with the career FG and PAT records at Mizzou.
- ▶ Freshman **Corey Fatony** won the battle for the starting punter job and also for kickoffs. He has 11 punts of 50+ yards this season and 15 inside the 20.
- ▶ Last week vs. Florida, Fatony had a monster game. He averaged 47.8 yards per punt on nine punts and pinned the Gators inside their 20 four times.
- ▶ Fatony pinned UConn inside the 10 twice and did the same thing at Arkansas State the week prior. He had five inside the 20, including three inside the 10 at UK.


#SPECIALISTS - RETURNERS



PR
33
Cam **HILTON**
FR // 6-0 // 180 // ST. LOUIS, MO.

PR	YDS	AVG.	TD
3	12	4.0	0

- ▶ Took over punt return duties vs. SC, returning one for 10 yards.
- ▶ Began season as safety but has moved to WR/PR as coaches look to get him the ball - phenomenal athlete



PR
11
Aarion **PENTON**
JR // 5-10 // 190 // ST. LOUIS, MO.

PR	YDS	AVG.	TD
9	82	9.1	1

- ▶ Had a punt return TD on a blocked pooch-punt in the third quarter vs. SEMO.
- ▶ 8th in SEC in punt return average



KR
5
John **GIBSON**
RS JR // 6-0 // 190 // MISSOURI CITY, TEXAS

KR	YDS	AVG.	TD
4	47	11.8	0.0

- ▶ Tremendous athlete at the position - nicknamed JG by team.
- ▶ Has played in 31 games over the last two seasons

NOTES ON THE RETURNERS

- ▶ All three players are in their first year as starting kick returners, taking over for All-American return man **Marcus Murphy**, who is now with the New Orleans Saints.
- ▶ Penton scored a punt return TD on a blocked punt last week vs. SEMO - it was the first punt blocked for a TD by Mizzou since 2003.
- ▶ **Cam Hilton** and **John Gibson** enter week 7 as the starters at punt returner/kick returner, respectively.

QUICK STRIKES...OFFENSE NOTABLES

CURRENT TIGERS VS. GEORGIA

▶ Here's a quick look at some career numbers that current Tigers have put together against Georgia over the previous three matchups...

Josh Augusta

2014 - 1 tackle, 1.0 TFL...

Andrew Baggett

Career - 2-of-3 FGs, 7-of-8 PATs...

Eric Beisel

2014 - 4 tackles...

Kentrell Brothers

2013 - 10 tackles, 1.0 TFL, 1 INT, 1 PBU...
2014 - 12 tackles, 1 QBH...

Kenya Dennis

2014 - 8 tackles, 6 solo...

John Gibson

Career - 4 tackles, 1 PBU...

Clarence Green

2014 - 8 tackles...

Russell Hansbrough

Career - 12 rushes, 42 yards, 1 reception, 5 yards...

Charles Harris

2014 - 3 tackles, 2.0 TFLs, 1.0 QB sack...

Maty Mauk

Career - 12-of-24 passing, 120 yards, 0 TDs, 4 INTs, 10 rushes, -(2) yards...

J'Mon Moore

2014 - 2 receptions, 33 yards...

Aarion Penton

2014 - 5 tackles, 1.0 TFL, 1 PBU, 1 FF...

Michael Scherer

2014 - 8 tackles...

Ian Simon

Career - 10 tackles, 1 PBU...

MEDIA PROCEDURES

MONDAY

3:30 p.m. - News Conference w/Head Coach Gary Pinkel (MATC Complex)
4 p.m. - Requested players/assistants (MATC)

TUESDAY

10-11 a.m. - Gary Pinkel phone calls (Reserved through SID)

WEDNESDAY

9:30-10:30 a.m. - Gary Pinkel phone calls (Reserved through SID)
11:10 a.m. - Gary Pinkel on SEC Coaches' Weekly Teleconference

GAME CREDENTIALING

Credentials for the Mizzou 2015 home season may be requested online at www.mutigers.com. On the front page, mouse over the "Athletics" link, and click on the "Media Center" link to access the password-protected credentialing site. Password information can be obtained by contacting Kevin Fletcher (fletcherk@missouri.edu).

MIZZOU STRATEGIC COMMUNICATIONS

Mizzou Media Relations personnel assisting you with your coverage of the Mizzou Football team are Associate Athletics Director for Strategic Communications **Chad Moller** and Assistant Directors of Strategic Communications **Shawn Davis** and **Tyler Koonce**.

STAFF DIRECTORY

Chad Moller - Associate Athletics Director
 (W) 573/882-0712 (Cell) 573/268-3110
Shawn Davis - Assistant Director
 (W) 573/882-0711 (Cell) 573/882-0711
Tyler Koonce - Assistant Director
 (W) 573/884-9486 (Cell) 816/205-4500

Ryan Bradley - Sr. Associate Athletics Director
Kate Lakin - Associate Director
Patrick Crawford - Assistant Director
Andy Oldenburg - Assistant Director
Ali Fisher - Digital Media Specialist
RJ Layton - Associate

Faurot Press Box-573/882-7311 or 7312

NUMBERS TO KNOW...

80

wins since 2007. That is tied with Ohio State, USC and Wisconsin for the fifth-most in the nation in that span (power conferences).

5

five conference division titles since 2007, the most in the nation in that span.

6

Mizzou went over 10 wins for the sixth time in program history last season. Five of those six have come under Gary Pinkel (all five since '07).

LAST TIME OUT...

- ▶ Mizzou fell 21-3 to the 11th-ranked Florida Gators on Saturday evening at Faurot Field. RB Kelvin Taylor rushed for two first-quarter TDs to pace the Florida attack.
- ▶ A Homecoming crowd of 70,767 saw a battle of freshman quarterbacks that was dominated by the defenses for most of the game. Florida QB Will Grier threw for 208 yards for the Gators (6-0, 4-0 SEC), but was sacked five times by a Mizzou defense that forced six three-and-out drives, nine punts and had a 10th drive end on downs on a fake field-goal attempt. QB Drew Lock threw for 151 yards with a pair of interceptions for the Tigers (4-2, 1-2).
- ▶ Linebackers **Kentrell Brothers** (15) and **Michael Scherer** (10) each tallied double-digit tackles for the third time. CB **Aarion Penton** tied a career-high with three passes broken up. DE **Charles Harris** and LB **Donavin Newsom** both recorded 2.0 tackles for loss while five different Mizzou defenders recorded sacks.
- ▶ The Gators scored on the game's opening drive, going 75 yards in 12 plays and capped by a 1-yard run by Taylor. The Tigers responded on the ensuing possession, scoring on **Andrew Baggett's** 21-yard field goal. After Taylor's second 1-yard TD run less than 14 minutes in, the defenses took over. The Tigers allowed Florida just 92 second-half yards, but Jalen Tabor's 40-yard interception return for a score in the third quarter accounted for the final result.
- ▶ The Tigers were 1-for-14 on 3rd down for the game and were outgained 337-257 in total offense.

LAST GAME



3



21

Date: Oct. 10
Location: Memorial Stadium
 Columbia, Mo.

Attendance: 70,067
Top Offensive Performer:
 R. Hansbrough - 9 carries, 74 yards
Top Defensive Performer:
 K. Brothers - 15 tackles, 1.0 sack
 C. Harris - 6 tackles, 2.0 TFLs, 1 sack

A LOOK AT THE OPPONENT... GEORGIA

SERIES VS. GEORGIA

▶ Mizzou and Georgia have met four times previously, with the Bulldogs holding a 3-1 edge in the series, including 2-1 in SEC play since the Tigers joined the league in 2012. Mizzou is hoping a recent trend continues, as the road team has won all three prior SEC matchups, including a Mizzou win in Athens in 2013 (41-26). Georgia has won both games in Columbia, including a 41-20 win in 2012 (in Mizzou's first-ever SEC game), followed by a 34-0 win in 2014 (a game in which Mizzou lost five turnovers). Prior to joining the SEC, Mizzou had faced UGA only once previously, way back in the 1960 Orange Bowl, when Georgia claimed a 20-18 win...

LAST YEAR REWIND - GEORGIA 34, MIZZOU 0

▶ Georgia continued the road mastery in the series, as the Bulldogs benefitted from five Mizzou turnovers, to take a 34-0 win in Columbia - marking the third straight year the road team was victorious. A pair of interceptions thrown by Mizzou in the first quarter helped stake Georgia to a 6-0 lead early, and the Bulldog defense put the clamps on Mizzou the rest of the day, holding the Tigers to just 147 total yards of offense. Five Tiger turnovers (4 interceptions, 1 fumble) certainly didn't help the cause, while UGA held a huge time of possession advantage (42:23-to-17:37), as Mizzou went 0-for-7 on third down conversions on the day. Mizzou's defense held up well, holding the Bulldogs to 379 yards of offense (well below their average coming in) in the game...

TIGERS LOOKING TO REKINDLE ATHENS MAGIC

▶ As noted previously, the road team has won all three games in the Mizzou-Georgia series since MU joined the SEC in 2012. Included in that was a scintillating 41-26 Tiger win in Athens in 2013 - a win which propelled Mizzou to its eventual first of two consecutive Eastern Division titles. In that game, Mizzou held a 14-10 lead late in the 2nd quarter, before lightning struck with a 36-yard TD run by MU's Marcus Murphy made it 21-10 with 5:56 left in the half. On the first play of Georgia's ensuing possession, Mizzou DE Shane Ray walloped Georgia QB Aaron Murray on a blind side sack/strip, with fellow DE Michael Sam picking the loose ball up and racing 21 yards the other way for a TD and a 28-10 lead that stunned the packed house at Sanford Stadium...

▶ Georgia wouldn't go away though, and the Bulldogs scored 16 straight points to pull to within 28-26 with 12:15 left in the game. With all the momentum trending Georgia's way, and with MU starting QB James Franklin knocked out of the game due to a shoulder injury, the Tiger offense dipped into its bag of tricks and used a double pass from WR Bud Sasser to WR L'Damian Washington for a 40-yard TD with 9:22 remaining to once again silence the frenzied crowd. That play gave MU a 34-26 lead (PAT failed), and after a pair of 4th-quarter interceptions gained, the Tigers put the game on ice with a Henry Josey 7-yard TD run with 2:18 remaining...

STAT BREAKDOWN



18.3	PTS / GAME	37.2
13.5	PTS ALLOWED / GAME	21.7
117.2	RUSH YDS / GAME	231.5
112.7	RUSH YDS ALLOWED / GAME	137.5
194.3	PASSING YDS / GAME	219.8
163.2	PASSING YDS ALLOWED / GAME	194.3
311.5	TOTAL OFFENSE / GAME	451.3
275.8	TOTAL OFFENSE ALLOWED / GAME	331.8
31:52	TIME OF POSSESSION	32:19
31:87	3RD DOWN	29:95
12-13	RED ZONE SCORES	12-16

QUICK STRIKES...OFFENSE NOTABLES

'LOCKED' IN

► Freshman QB **Drew Lock** has started each of the last two games for head coach **Gary Pinkel**, going 1-1 against a pair of SEC East foes South Carolina and Florida.

► Lock dazzled in his debut vs. the Gamecocks, going 21-for-28 with 136 yards and a pair of touchdowns and no interceptions. He led three Mizzou TD drives which was more than enough to help Mizzou to the win. He was the first true freshman QB ever to start a game in **Gary Pinkel's** coaching tenure and was the first true freshman QB to start a game at Mizzou since 1995.

► Lock also continued the streak of every Pinkel QB getting a win in his first career start, joining Brad Smith (2002 vs. Illinois), Chase Daniel (2006 vs. Murray State), Blaine Gabbert (2009 vs. Illinois), James Franklin (2011 vs. Miami [OH]), Corbin Berkstresser (2012 vs. Arizona State), and Maty Mauk (2013 vs. Florida).

► Lock completed 21-of-28 passes for 136 yards and two touchdowns. His completion rate of 75.0-percent stands as the second-best debut start for a Pinkel era quarterback. Blaine Gabbert completed 25-of-33 passes (75.8%) vs. Illinois in 2009.

► Below is a look at QBs debut starts under Pinkel:

Brad Smith (RSFr.) vs. Illinois, 2002

C-A-I	Yds.	TD
15-26-0	152	0
Rushes	Yds.	TD
18	138	1
Won, 33-20 (in St. Louis, Mo.)		

Chase Daniel (So.) vs. Murray State (2006)

C-A-I	Yds.	TD
23-32-0	320	5
Rushes	Yds.	TD
9	-27	0
Won, 47-7 (in Columbia, Mo.)		

Blaine Gabbert (So.) vs. Illinois (2009)

C-A-I	Yds.	TD
25-33-0	319	3
Rushes	Yds.	TD
10	39	1
Won, 37-9 (in St. Louis, Mo.)		

James Franklin (So.) vs. Miami-Ohio (2011)

C-A-I	Yds.	TD
17-26-1	129	1
Rushes	Yds.	TD
14	72	1
Won, 17-6 (in Columbia, Mo.)		

Corbin Berkstresser (RSFr.) vs. Arizona St. (2012)

C-A-I	Yds.	TD
21-41-1	198	0
Rushes	Yds.	TD
18	25	1
Won, 24-20 (in Columbia, Mo.)		

Maty Mauk (RSFr.) vs. #22 Florida (2013)

C-A-I	Yds.	TD
18-36-1	295	1
Rushes	Yds.	TD
6	15	1
Won, 36-17 (in Columbia, Mo.)		

Drew Lock (Fr.) vs. South Carolina (2015)

C-A-I	Yds.	TD
21-28-0	136	2
Rushes	Yds.	TD
7	0	0
Won, 24-10 (in Columbia, Mo.)		

► Lock was the first QB to make his starting debut under Pinkel to throw for two TDs since Blaine Gabbert in 2009. His 21 completions were the most since **Corbin Berkstresser** had 21 against Arizona State. Only current NFL QBs **Chase Daniel** (23) and Gabbert (25) had more completions in their first start under Pinkel.

► Lock was challenged last week against a dominant Florida defense that limited him to just 16-for-39 passes and picked him off twice. He did set career-highs in pass attempts (39) and passing yards (151).

INDIVIDUAL NOTABLES FROM FLORIDA

► A season-high 11 different Tigers recorded receptions out of Mizzou's 16 pass completions.

► Freshman QB **Drew Lock** passed for a career-high 151 yards on 16-of-39 passing.

► Freshman WR **Cam Hilton** was in the starting line-up for the first time in his college career.

► Sophomore WR **J'Mon Moore** recorded a career-long reception in the first quarter (32 yards).

► Sophomore WR **Chase Abbingtion** pulled in his first career reception during the third quarter (5 yards).

► Freshman WR **Emanuel Hall** grabbed the longest reception of his career, a 13-yard catch.

SECOND HALF BELONGS TO MIZZOU

► Over the last 14 games (11-3) dating back to Oct. 18, 2014 vs. Florida, Mizzou has outscored opponents 326-239, including a 188-104 mark in the second half.

► This season, Mizzou is outscoring opponents in the second half, 54-24.

► In the third quarter alone, the Tigers have outscored the opposition 123-38 during that stretch and Mizzou has lost just three third quarters in those 14 games. In nine of those contests, Mizzou has held the opponent scoreless in the third quarter, including seven of the last 10 games.

► Over the last seven games (5-2), Mizzou has outscored opponents 50-24 in the third quarter and 27-10 in the fourth quarter.

► Below is a breakdown of Mizzou's second-half production.

FINISH - MIZZOU'S SECOND HALF DOMINATION (last 14 games)

Game	Score	2nd Half	3rdQ	4Q
at Florida (10/18/14)	W, 42-13	22-13	22-7	0-6
vs. Vanderbilt (10/25/14)	W, 24-14	14-7	7-0	7-7
vs. Kentucky (11/1/14)	W, 20-10	6-7	3-0	3-7
at Texas A&M (11/15/14)	W, 34-27	28-14	28-7	0-7
at Tennessee (11/22/14)	W, 29-21	16-8	3-0	13-8
vs. Arkansas (11/28/14)	W, 21-14	15-0	0-0	15-0
vs. Alabama (12/6/14)	L, 42-13	10-21	10-0	0-21
vs. Minnesota (1/1/15)	W, 33-17	23-10	9-10	14-0
vs. SEMO (9/5/15)	W, 34-3	17-0	10-0	7-0
at Ark. State (9/12/15)	W, 27-20	17-3	14-0	3-3
vs. UConn (9/19/15)	W, 9-6	7-0	7-0	0-0
at Kentucky	L, 21-13	6-14	3-7	3-7
vs. South Carolina	W, 24-10	7-0	7-0	0-0
vs. Florida	L, 21-3	0-7	0-7	0-0
TOTALS	11-3	188-104	123-38	65-66

HANSBROUGH REACHES 2K MARK

► Senior RB **Russell Hansbrough** rushed for 43 yards against South Carolina, giving him exactly 2,000 in his career. Only 14 Tigers (and only 12 running backs) have ever rushed for more than 2,000 yards in a career. Hansbrough is the first Tiger to do so since **Henry Josey** in 2013. He ran for 74 yards Saturday, moving him to 2,074.

► Hansbrough is the seventh player under head coach **Gary Pinkel** to accomplish that feat. Other 2,000-yard rushers under Pinkel include QB **Brad Smith** (4,289), **Zack Abbron** (3,198), **Henry Josey** (2,771), **Tony Temple** (2,552), **Kendial Lawrence** (2,232) and **Derrick Washington** (2,085). Of course, all of those running backs were mentored by RB coach **Brian Jones**, who has been with Pinkel's coaching staff since 1992.

► Hansbrough is the first Mizzou player to rush for 1,000 yards and return for a season since Henry Josey in 2013. Hansbrough ran for 1,084 yards in 2014. Hansbrough's 205 rushes in 2014 were the most by a Tiger RB since 2003 when Zack Abbron ran the ball 219 times. His 1,084 yards in 2014 rank 10th all-time at Mizzou. He has averaged 5.3 yards per carry over his career.

2,000-Yard Rushers Under Gary Pinkel (Hansbrough approaching)

Player	Years	Carries	Yards	Yards/Carry
Brad Smith	2002-05	799	4,289	5.4
Zack Abbron	2000-03	692	3,198	4.6
Henry Josey	2010-13	395	2,771	7.0
Tony Temple	2004-07	466	2,552	5.5
Kendial Lawrence	2009-12	444	2,232	5.0
Derrick Washington	2007-09	403	2,085	5.2
Russell Hansbrough 2012-present		389	2,074	5.3

QUICK STRIKES...MORE NOTABLES

BAGGETT 35 POINTS SHY OF MIZZOU CAREER RECORD

- ▶ Heading into the weekend, Mizzou senior PK **Andrew Baggett** sits just 35 points shy of breaking **Jeff Wolfert's** career record for points scored. Baggett has 328 points in his career (58 field goals, 154 PATs).
- ▶ Baggett is also just two FGs and 34 PATs from passing Wolfert's school record totals.
- ▶ In his career, Baggett has turned in two of the best point-scoring season totals in Mizzou history. His 120 points in 2013 rank fourth all-time at Mizzou while his 97 total points a season ago rank 14th.

HOLDING ONTO THE ROCK

- ▶ Mizzou is coming off of a school-record performance in 2014 when it comes to ball security. Mizzou lost just three fumbles in 2014, the fewest in program history.
- ▶ Mizzou ran 954 plays in 2014, meaning that the Tigers lost a fumble just once in every 318 plays a season ago.
- ▶ The lost fumbles were not a case of just getting 'the lucky bounce' either. Mizzou put the ball on the turf just 10 times in 2014 (once every 95 plays). To put how good the 10 fumbles were, Mizzou's opponents fumbled more than three times as much with 32 fumbles. In fact, Mizzou recovered more fumbles (13) than it committed as a team in 2014.
- ▶ The trend has continued in 2015 as Mizzou has lost just one fumble in 404 total plays over the first six games. That fumble was on a punt as the ball hit a player and was recovered by UConn in the third game of the season.
- ▶ Mizzou leads the SEC and is second nationally in fumbles lost this season, a stat that head coach **Gary Pinkel** and his staff have done a great job reinforcing its importance with their team.

IF IT GOES TO OVERTIME

- ▶ Grab your stomach acid medication and hold on tight, as a stellar defense and a knack for playing tight games can be a recipe for overtime. If it does go overtime, Mizzou fans can rest easy, as no program in NCAA history has won more overtime games than the Tigers. Mizzou has played 16 overtime games since the rule came into effect in 1996 (2nd-most behind Tennessee's 17), and the Tigers have come out victorious an NCAA-best 11 times...
- ▶ The most OT wins in NCAA history look like this: 1. Mizzou, Tennessee (11); 3. Arkansas, Michigan, Northwestern, Syracuse, Utah (9); 8. 10 teams tied (8)...
- ▶ Here's a listing of the most OT games played in NCAA history (thru games of Oct. 10) – 1. Tennessee (17); 2. Mizzou, Fresno State, Utah (16); 5. Northwestern, Pittsburgh, Syracuse (15); 8. 7 teams tied (14)...
- ▶ Interestingly enough, Mizzou Head Coach Gary Pinkel has the distinction of coaching in the first overtime game ever played at the FBS level. When Pinkel was skipper for Toledo, his Rockets won the MAC title and faced Nevada in the 1995 Las Vegas Bowl. For the 1995 bowl season, the current overtime rule was put into effect, and the game went to overtime, where Pinkel's Rockets claimed a 40-37 win in one extra period...
- ▶ Pinkel is 8-3 alltime at Mizzou in overtime, and he is 10-3 alltime, including a perfect 2-0 at Toledo

REDZONE PLAY KEY FOR THE TIGERS

- ▶ Mizzou has made the most of its scoring opportunities this season. In fact, Mizzou is second in the SEC and 18th nationally, converting 12 of its 13 red zone possessions into points this season (92.3 percent).
- ▶ Thanks in large part to an accurate senior kicker in **Andrew Baggett**, Mizzou is 6-for-6 in field goals and has scored five TDs.
- ▶ Mizzou's only red zone possession without points was against UConn when head coach **Gary Pinkel** elected to go for it on fourth-and-goal and were stuffed, so Mizzou easily could have been 12-for-12 this season.

TURNOVERS ARE KEY

- ▶ During **Gary Pinkel's** tenure at Mizzou, he has preached the importance of winning the turnover battle. His team this year is doing just that, entering the Georgia game with a +1 turnover margin.
- ▶ Mizzou's offense has turned the ball over just eight times this season but has not had not committed a turnover in two consecutive games before turning it over twice last Saturday against No. 11/12 Florida.

MORE ON TURNOVER MARGIN

- ▶ Looking deeper into the turnover margin, since **Gary Pinkel** took over the Mizzou program in 2001, Mizzou owns a plus-84 advantage in turnover margin (184 games).
- ▶ Pinkel's teams have won the turnover margin in 87 games, going 71-17 in such contests. Remarkably, 11 of those 16 losses came in Pinkel's first five years as he was rebuilding the program. Starting in 2006, Mizzou is 51-5 when winning the turnover battle. It is no surprise that in that span, Mizzou has won five conference division championships.
- ▶ Since joining the SEC, Mizzou is 17-2 when winning the TO battle including a current streak of 10 consecutive wins. While the 10 consecutive wins when winning the TO battle may seem impressive, it is still just over a third of the way to the school record, which is 29 consecutive wins by Pinkel's crew from 2005-2010.
- ▶ In Pinkel's 184 games as a head coach, Mizzou has either won the TO battle or tied in 134 of those 184 games. Mizzou has won 101 of those 134 games.
- ▶ Below is a breakdown of games when Mizzou has won the TO battle under Pinkel:

Turnover Margin	W	L	Pct.
+1 Turnover	25	13	65.8%
+2 Turnover	25	4	86.2%
+3 Turnover	12	0	100%
+4 Turnover	6	0	100%
+5 Turnover	3	0	100%

PINKEL'S RECORD BY POINTS SCORED

- ▶ The winningest coach in Mizzou history, **Gary Pinkel** has taken a once downtrodden program to one of the nation's most elite programs since 2007. Below is a look at his record base on points scored.
- ▶ It is worth noting when looking at this chart that when Mizzou scores at least 30 points, Pinkel is 93-10. What is even more remarkable is that Mizzou has scored more than 30 points in 103 of Pinkel's 185 games (56 percent).

Points	W	L	Pct.
0-9	1	9	.100
10-19	5	28	.182
20-29	18	21	.461
30-39	41	9	.820
40-49	33	1	.971
50-59	15	0	1.000
60-69	4	0	1.000

PINKEL'S RECORD BY POINTS ALLOWED

- ▶ Let's breakdown the same list by points allowed. Some notables are that Mizzou is 64-3 when holding opponents to fewer than 20 points during Pinkel's career and even more amazing is Mizzou's 104-25 record when limiting opponents to fewer than 30 points (81-percent). Mizzou has never lost when limiting an opponent to fewer than 10 points under Pinkel.

Points	W	L	Pct.
0-9	29	0	1.00
10-19	35	3	.921
20-29	40	22	.645
30-39	11	22	.333
40-49	2	13	.133
50-59	0	7	.000
60-69	0	1	.000

IF IT'S A CLOSE GAME

- ▶ In **Gary Pinkel's** 15 years on the sideline at Mizzou, the Tigers have played in plenty of close games and the Tigers have a knack for winning those games, especially lately.
- ▶ Pinkel in his career at Mizzou is 27-22 in games decided by 10 points or fewer, including a 6-2 mark since 2013 and a 5-1 mark in 2014 and 2015.
- ▶ Mizzou is 40-32 in games decided by 10 or fewer under Pinkel and 13-6 since joining the SEC, including a 6-1 mark in 2014 and a 10-3 mark since 2013.

JAILBREAK BLITZ...DEFENSE NOTABLES

TEAM NOTABLES

► Mizzou's defense is playing at arguably its highest level since the early 1980s having held opponents to 21 points or fewer in all six games this season and seven consecutive games dating back to last season's Buffalo Wild Wings Citrus Bowl (more on that streak below, by the way). That being said, the defense is well-represented in the national and SEC rankings so far this season. Below is a look.

Category	Stat	SEC	National
Tackles for Loss	9.5/gm	1st	3rd
Scoring Defense	13.5/gm	1st	9th
Passing Defense	163.2/gm	1st	14th
Interceptions	7	3rd	27th
Pass Efficiency Def.	109.84/gm	3rd	30th
Sacks	3.00/gm	3rd	30th
Rush Defense	112.7/gm	6th	24th

► Not only does the team defense rank very high among conference and national opponents, but plenty of Mizzou individuals are well-represented among the national and SEC rankings, highlighted by a trio of breakout stars in LB **Kentrell Brothers** and DEs **Walter Brady** and **Charles Harris**. Below is a look.

Player	Category	Stat	SEC	National
Kentrell Brothers	Total Tackles	74	1st	1st
Kentrell Brothers	Tackles/gm	12.3	1st	2nd
Charles Harris	TFLs/gm	1.9	1st	5th
Walter Brady	Sacks/gm	1.00	2nd	11th
Charles Harris	Sacks/gm	0.67	7th	55th
Walter Brady	TFLs/gm	1.3	8th	57th

► It is important to note that Brady leads all freshmen nationally with his six sacks through the first six games. Looking deeper into the stats, Harris and Brady have combined to give Mizzou one of the most potent DE duos in the nation. In fact, the duo's combined 20 tackles for loss (11.5 for Harris, 8.5 for Brady) are just 0.5 behind the pace set by current NFL players **Shane Ray** and **Markus Golden**, who had 20.5 through six games a season ago.

► Harris and Brady have also combined to give Mizzou's the nation's third-best TFL duos. Below is a breakdown.

School	Player	Player	Total
1. Oklahoma State	Emmanual Ogbah (11.0)	Jimmy Bean (10.5)	21.5
2. Wisconsin	Joe Schobert (13.5)	Vince Biegel (7.5)	21.0
3. Mizzou	Charles Harris (11.5)	Walter Brady (8.5)	20.0
Arizona State	Salamo Fiso (10.5)	Antonio Longino (9.5)	20.0
5. Penn State	Carl Nassib (12.0)	Austin Johnson (7.5)	19.5

► What is remarkable about the list above is that both Harris and Brady are underclassmen (Harris is a RS sophomore, Brady a RS freshman). Every other player on the list is either a junior or senior.

TIGER DEFENSE STAYING AWAY FROM BIG PLAYS

► Mizzou's defense has done a solid job of keeping opponents in check all season long, as one might surmise, with the Tigers ranking highly in many defensive categories within the SEC and nationally. One area where MU has really excelled is limiting long plays from scrimmage.

► In 406 defensive snaps through 6 games so far, Mizzou has allowed only 16 plays of 20 yards or more, which ranks 3rd in the SEC and 14th in the NCAA. Breaking that down further, the Tigers have allowed only two plays of 30 yards or more (1st in SEC / 3rd in NCAA), and they are one of only three teams to not allow a single play so far of 40 yards or more.

► The Tigers have been the best against the run on denying long plays, as they've allowed only two rushes of 20 yards or more (1st in SEC / 3rd in NCAA), and they are one of only 12 defenses so far nationally to not allow a single run this year of 30 yards or more.

► According to College Football Matrix, Mizzou is the only team in the nation yet to allow a score from outside of the red zone this season as well.

21 IS THE MAGIC NUMBER

► Continuing the theme of Mizzou's solid defensive play, we offer the fact that the Tigers have allowed 21 points or less in all six games so far in 2015, and Mizzou's scoring defense average of 13.5 is tops in the SEC (and ranks 9th nationally)...

► Dating back to the 2014 Citrus Bowl against Minnesota (a 33-17 Mizzou win), the Tigers have allowed 21 or fewer points now in 7 consecutive games overall, which is the longest such streak at Mizzou since Warren Powers' Tigers achieved that in 12 straight games spanning the 1981-82 seasons. That streak began on Oct. 24, 1981, with a 6-0 loss to #15 Nebraska, and continued through Oct. 16, 1982, with a 17-17 tie against Iowa State. The 12-game string was broken, albeit barely, on Oct. 23, 1982, with a 23-19 loss at #5 Nebraska...

INDIVIDUAL NOTABLES

► LB **Kentrell Brothers** tied a career-high with 16 tackles in each of the first two games of the season. His tackle totals tied for the fourth-best performance during the Gary Pinkel era.

► Brothers has 74 tackles (37 solo), 5.5 TFLs (-16 yards), 2 INTs (returned 9 yards), two blocked kicks and one pass broken up through six games. His 74 tackles lead the nation and 12.3 tackles per game rank second in the nation.

► Brothers has 104 tackles over his last nine games (11.6 avg.).

► Brothers' 2-interception performance at Arkansas State was the first for Mizzou since S **Braylon Webb** picked off two passes at Florida on Oct. 18, 2014. It marked the 11th time a Mizzou defender has recorded two or more picks over the last 18 years. Brothers is just the third linebacker to gain that distinction, joining LB Sean Weatherspoon (2 vs. Illinois on Aug. 30, 2008) and LB Brandon Barnes (2 vs. Texas Tech on Oct. 25, 2003).

► Brothers is the first Mizzou player under **Gary Pinkel** to post four consecutive games with at least 10 tackles before seeing that streak snapped against South Carolina. It is worth noting that Brothers was nursing an injured ankle in that game, suffered the previous outing against Kentucky. Last week against Florida, he looked like the Brothers from the first four weeks, hauling in a team-high 15 tackles - his third game with 15 or more tackles this season.

► DE **Charles Harris** recorded 2.0 sacks at Arkansas State, equaling his career total coming in. He also registered 4.5 tackles for loss (-24 yards) at A-State, which marked the first time a Mizzou defender recorded 4.5 or more tackles for loss in a game since LB Stryker Sulak has 5.0 TFLs vs. Illinois Aug. 30, 2008 at the Edward Jones Dome in St. Louis.

► Harris has 29 tackles (18 solo), 11.5 tackles for loss (-46 yards), 4.0 sacks (-23 yards), four QB hurries and a forced fumble through six games.

► Harris is fifth nationally and leads the SEC in tackles for loss through six games.

► DE **Walter Brady** recorded his first 2.0 career sacks (-10 yards) vs. UConn. He has been on a tear over his last six games, totalling 6.0 sacks (ninth-most nationally) while his 1.00 sacks per game average ranks 11th nationally and second in the SEC.

NOTABLES FROM FLORIDA

► Senior LB **Kentrell Brothers** posted his fifth 10+ tackle game out of Mizzou's six games this season, recording 15 tackles.

► Junior LB **Michael Scherer** joined Brothers in double-digit tackles with his 10 stops. The duo has accounted for double-digit tackles on three different occasions (Arkansas State, 2015; Kentucky, 2014).

► Sophomore SS **Anthony Sherrills** recorded a career high seven tackles.

► With 2.0 tackles-for-loss against Florida (out of six total tackles, sophomore DE **Charles Harris** now has a team-high 11.5 TFL in 2015.

► Harris now has 4.0 sacks this season and four career games with at least two tackles-for-loss.

► Junior CB **Aarion Penton** recorded two pass break-ups in first half action to secure his fourth career game with multiple PBUs.

► Penton finished the night with three PBUs, a new career high.

► Freshman DT **Terry Beckner Jr.** continued his impressive freshman season, recording his first career sack in the third quarter.

► Junior LB **Donavin Newsom** recorded a sack in the third quarter, giving him 2.5 this season.

JAILBREAK BLITZ...DEFENSE NOTABLES

BALL-HAWKING

▶ The key to Mizzou's solid defense so far this year has been its ability to slow the pass with seven interceptions. Mizzou has a pair of three-interception games this season, marking the ninth time in 15 seasons under **Gary Pinkel** that the Tigers have had at least two separate three-interception games in the same season.

▶ Mizzou has three picks in a road win at Arkansas State earlier this season, two coming from LB **Kentrell Brothers** and the other coming from CB **John Gibson**. Mizzou also hauled in three interceptions against South Carolina with **Ian Simon**, **Kenya Dennis** and **Walter Brady** each hauling in picks.

▶ Below is a breakdown of Mizzou's three-interception games under Pinkel, which has grown to 15 such games.

MIZZOU WITH 3+ INTERCEPTIONS SINCE 2002

Game	INTs
2002 MU 44, Troy State 7	4
2003 MU 62, Texas Tech 31	4
2004 Troy 24, MU 13	3
2004 MU 17, Colorado 9	3
2005 MU 38, South Carolina 31	3
2006 MU 34, Ole Miss 7	3
2007 MU 41, Texas Tech 10	4
2010 MU 23, Illinois 13	3
2010 MU 50, McNeese St. 6	3
2010 MU 35, Kansas 7	3
2013 MU 58, Murray State 14	3
2013 MU 38, Toledo 23	3
2013 MU 45, Indiana 28	3
2015 MU 27, Arkansas State 20	3
2015 MU 24, South Carolina 10	3

NO FLY ZONE

▶ Staying on the topic of Mizzou's pass defense, the Tigers have been nothing short of sensational this season. Mizzou is third in the SEC with seven interceptions this season, including two separate games with at least three picks, including last weekend's win over South Carolina.

▶ Mizzou leads the SEC and is 14th nationally in pass defense, allowing just 163.2 yards through the air this season. Mizzou has held five of its opponents this season to fewer than 200 yards passing.

SACK MASTERS

▶ Mizzou finished 2014 with a school-record and SEC-leading 44.0 total sacks, one year removed from tallying 41.5 in 2013, which at the time was a school record.

▶ Through six games this season, Mizzou has 18 sacks, a top-30 mark nationally. ▶ Mizzou's 103.5 total sacks over the last two-plus seasons rank as the fourth-most in college football in that span. Below is a list:

1. Utah - 108 (39 in 2013, 55 in 2014, 11 in 2015)
2. Ohio State - 106 (42 in 2013, 45 in 2014, 19 in 2015)
3. Washington - 105 (41 in 2013, 51 in 2014, 13 in 2015)
4. Mizzou - 103.5 (41.5 in 2013, 44 in 2014, 18.0 in 2015)
5. Virginia Tech - 101 (39 in 2013, 48 in 2014, 14 in 2015)

▶ Mizzou is third in the nation with 48 total tackles for loss and the 9.6 per game average is second nationally. Keep in mind, Mizzou does not have a senior on #DLineZou this season and starts two freshmen and a sophomore.

▶ Looking deeper into that, 31.0 of Mizzou's 57 total tackles for loss this season have come from freshmen or sophomores (54-percent).

DEFENSE SCORES, TOO!

▶ Since 2010, Mizzou's defense has done more than just limiting its opponents from scoring - they have been scoring themselves. In fact, since 2010, Mizzou has scored 26 defensive TDs, fifth-most nationally in that span, just one behind Florida.

▶ Mizzou scored a defensive TD in the season-opener as **Kentrell Brothers** blew up a pooch-punt for a block that caromed into the hands of **Aarion Penton**, who took it 41 yards for the score.

▶ Last season, Mizzou scored three defensive touchdowns, including two in one game at Florida when DE **Markus Golden** (2nd-round pick by the Arizona Cardinals) returned a fumble and LB **Darvin Ruise** returned a pick-six in that game.

GEORGIA ON MIZZOU'S MIND

▶ When Mizzou entered the SEC in 2012, Gary Pinkel and his staff adjusted their recruiting efforts to make inroads in the southeast corridor. Even though Mizzou is still in the early stages of their transition into the league, they've fared very well in attracting high-level talent from the area already, and there are seven players on the Tiger roster who hail from the state of Georgia...

- **Nate Brown** – So., WR, Suwanee, Ga. (North Gwinnett)...
- **Terez Hall** – Fr., LB, Lithonia, Ga. (King)...
- **Eddie Printz** – So., QB, Marietta, Ga. (Lassiter)...
- **Tavon Ross** – RS-Fr., S, Cochran, Ga. (Bleckley County)...
- **Justin Smith** – Fr., WR, Dublin, Ga. (West Laurens)...
- **T.J. Warren** – Fr., CB, Conyers, Ga. (Rockdale County)...
- **Thomas Wilson** – So., S, Suwanee, Ga. (Buford)...

DEFENSE, SPECIAL TEAMS SPECIAL UNDER PINKEL

▶ Since head coach **Gary Pinkel** took over the program in 2001, Mizzou has scored 72 times on defense or special times (48 defensive scores, 24 special teams scores). To put that mark into perspective, Mizzou had just 28 defensive and special teams scores in the previous 15 seasons prior to Pinkel's arrival on campus.

▶ The 24 special team scores consist of 19 punt or kick return scores (12 punt, seven kick) and five blocked kick scores (including one this season for a safety against UConn).

▶ Mizzou's 48 defensive scores consist of 22 pick six plays, 14 fumble recoveries and 12 defensive safeties.

QUICK HITS...MISCELLANEOUS NOTABLES

PINKEL ON DODD TROPHY WATCH LIST

▶ Mizzou football head coach **Gary Pinkel** was one of 23 head coaches to be named to the Dodd Trophy Preseason Watch List, announced July 10 by the Bobby Dodd Coach of the Year Foundation and the Chick-fil-A Peach Bowl. Pinkel is one of eight SEC coaches to land on the list, which is designed to recognize the nation's top head coach.

▶ The list includes 23 of the nation's top college football coaches representing all Power 5 conferences, the Mountain West Conference and Notre Dame. The head coaches on the watch list represent programs with the highest ideals of leadership, scholarship and integrity on and off the field – the three pillars of legendary coach Bobby Dodd's philosophy. Each coach sits at the helm of programs with winning records, superior Academic Progress Rate (APR) scores and graduation rates, along with a strong commitment to service within their respective communities.

▶ Pinkel is the reigning SEC Coach of the Year and has led Mizzou to five conference division titles in the last eight seasons (2007, 2008, 2010, 2013, 2014), which is tied for the best in the nation in that span. Mizzou has won 78 games since 2007, which ties Ohio State for the fifth-most wins nationally in that span. Pinkel is the winningest coach in Mizzou history (117-67) and is the 19th-winningest coach in FBS history.

▶ Not only have Pinkel's teams seen tremendous success on the field, but they have excelled in the classroom. In 2013 and 2014, Pinkel's teams have ranked in the NCAA top 10 in APR. The Tigers were third in the SEC in APR in 2015 and led the league in 2014.

A 'BARRY' INTIMIDATING GROUP

▶ Mizzou's defense has become one of the most feared groups in the SEC and this year, the group will have a new leader as DC **Barry Odom** returns to Mizzou after a successful stint as the DC at Memphis. Odom, 38, as he takes over for **Dave Steckel**, who left to be head coach at Missouri State following the conclusion of Mizzou's 2014 season.

▶ Odom has been defensive coordinator and safeties coach at Memphis for the past three seasons, where he has orchestrated an impressive body of work by the Tiger defense. Memphis concluded a 10-3 season that was fueled largely by Odom's defense which ranked fifth nationally in scoring defense (17.1 ppg) and 22nd in total defense (343.3 ypg) heading into bowl season. That marked an astounding incremental improvement, as Memphis ranked 117th nationally in total defense in 2011 prior to Odom assuming the reins. In 2012, Odom's first year, the Tiger defense improved to 50th nationally in total defense (383.6 ypg), followed by a jump to 39th in 2013 (370.7 ypg). Memphis earned a share of the 2014 American Athletic Conference title, giving them a conference championship for the first time since 1971.

▶ It's a homecoming for Odom as he returns to his alma mater, where he starred as a linebacker for Mizzou from 1996-99 and later returned for a nine-year stint (2003-11) in a variety of roles for Pinkel's staff. He first came back in 2003 as an administrative graduate assistant, and after one year in that role, Odom moved to director of recruiting for the 2004 and 2005 seasons and then served three years (2006-08) as director of football operations.

▶ In 2009, Odom moved to the coaching side of the ledger, as Pinkel's safeties coach for three seasons where he developed **Kenji Jackson**, **Jarrell Harrison** and **Jasper Simmons** into All-Big 12 performers for Tiger teams which won 26 games in those three years. Odom also played a significant role in recruiting, as he was the lead on many highly-regarded prospects who chose to attend Mizzou.

BACK-TO-BACK

▶ Mizzou has won the SEC East in back-to-back seasons and that accomplishment has put Mizzou in some pretty elite company. Since 2001, Mizzou joins Alabama, Georgia, Florida and Tennessee as the only SEC teams to win two consecutive SEC division titles. Four programs in the SEC (Kentucky, Ole Miss, Texas A&M and Vanderbilt) have never won an SEC Division Championship and Mizzou has done so twice in its first three seasons

▶ Mizzou's 23 wins over 2013 and 2014 are fifth nationally, trailing only Florida State (27), Ohio State (26), Michigan State (24) and Oregon (24).

▶ Since 2007, Mizzou has claimed five conference division titles (three Big 12 North titles and two SEC East titles), the most in the nation during that span.

▶ All of those division-winning seasons ended with at least 10 wins as five of Mizzou's six 10-win seasons in program history have come under the direction of **Gary Pinkel**.

▶ In each of the last two seasons, Mizzou has clinched the SEC East at home with wins over SEC West powers Texas A&M (2013) and Arkansas (2014). Each division title seemed equally as improbable to national pundits, but Mizzou defied the odds each year. In 2013,

Mizzou was coming off of a disappointing 2012 campaign in which it went 5-7. But the Tigers rebounded for a 12-2 season, ranking as high as No. 5 nationally and culminating in an AT&T Cotton Bowl Classic win over Oklahoma State. Last year, Mizzou won its final six regular season games despite being underdogs in four of those six games. The season ended with an 11-3 mark and a Buffalo Wild Wings Citrus Bowl Championship.


"MO"VEMBER

▶ There is no question that in college football, teams that win in November often are destined for championships and Mizzou Football has been the perfect reflection of that over the last two years. Since 2013, Mizzou is a perfect 8-0 in the month of November.

REMEMBERING 'AO' 10 YEARS LATER

▶ The 2015 season marks the 10-year anniversary of the tragic passing of **Aaron O'Neal**, a linebacker on the 2005 Mizzou Football team who passed away at the age of 19 following a voluntary workout. O'Neal may be gone, but he has not been forgotten by anyone in the Mizzou community and his memory lives on with Gary Pinkel and the program 10 years later.

▶ Gary Pinkel has done his best to help the program remember O'Neal, the man with the 'million-dollar smile' as he was renowned. Every year, a linebacker from the St. Louis area - where O'Neal called home - will don O'Neal's #25. Currently, that bestowment belongs to sophomore LB **Donavin Newsom**; he will wear it for the remainder of his career and pass along to another St. Louis LB. Newsom, just like O'Neal, graduated from Parkway North High School in St. Louis, Mo.



BOEHM, DENNIS, HANSBROUGH, SIMON CAPTAINS

▶ In its annual tradition, Mizzou Football and head coach Gary Pinkel announced the team's captains to coincide with the opening of training camp in early August. Earning this distinction as team captains this season were seniors C **Evan Boehm**, CB **Kenya Dennis**, RB **Russell Hansbrough** and S **Ian Simon**.

▶ The four seniors were selected by their teammates and have combined to play in 129 games, including a combined 77 starts. The seniors have helped Mizzou win 28 games over the last three seasons and were key cogs in Mizzou's back-to-back SEC East Championships over the last two seasons.



10 TIGERS PLAYING AFTER EARNING DEGREES

▶ When Mizzou hits the field for the first time in 2015, 10 Tiger seniors will be playing having already earned their degrees. That is the third-most graduates playing on any team in the nation in 2015. In addition, five of the seniors are scheduled to graduate in December while the remaining four are all on pace to graduate in May.

- ▶ The current Mizzou grads playing for Gary Pinkel this season are:
 - S **Cortland Browning**
 - QB **Corbin Berkstresser**
 - OL **Taylor Chappell**
 - TE **Clayton Echard**
 - LB **Clarence Green**
 - OL **Mitch Hall**
 - RB **Tyler Hunt**
 - WR **Wesley Leftwich**
 - OL **Connor McGovern**
 - OL **Brad McNulty**

- ▶ The Mizzou seniors on pace for a December graduation:
 - C **Evan Boehm**
 - RB **Russell Hansbrough**
 - CB **DeAndre McKenzie**
 - OL **Nick Monaghan**
 - S **Ian Simon**

- ▶ The Mizzou seniors on pace for a May graduation:
 - K **Andrew Baggett**
 - CB **Kenya Dennis**
 - LB **Kentrell Brothers**
 - DB **Trei Walton**

#MIZZOUMADE ... WHAT IT MEANS:

GARY PINKEL



190 WINS

3RD WINNINGEST ACTIVE COACH IN FBS

TOTAL PLAYER DEVELOPMENT

► **Definition:** (n.) The Mizzou Football Family's approach to developing student-athletes academically, athletically, and socially better than any program in the nation.

► "MizzouMade" describes the coaching staff's proactive approach to all areas of their players' lives: academic, social, family, spiritual, and mental well-being. Throughout their time on the team, Mizzou Football players develop their athletic skills, as well as tools to become respectful, educated, and well-rounded men.

FULLY DEVELOP AS AN ATHLETE

► A great work ethic is at the core of Mizzou Football's athletic development. Working hard opens up doors and provides the opportunity to grow, achieve, and succeed at the highest level. Through discipline and an open relationship with the coaching staff, there is no limit to improving players' performances.

► Mizzou Football players have access to incredible resources for athletic development, including an award-winning strength and conditioning coach, position coaches, trainers, nutritionists, and more. Summer workouts and the Winning Edge program are just a few of the activities designed to help Mizzou student-athletes reach their full potential. This top-notch athletic development plays a key role in growing and maintaining the Mizzou Football NFL pipeline.

DEVELOP AS A PERSON

► Live by core values: Mizzou has very high expectations for our players, and every member of the Mizzou Football Family must have high expectations for himself. The traditions players are being asked to uphold at the University of Missouri are the same traditions predecessors worked so hard to create. How players choose to conduct themselves, both publicly and privately, reflects on the Mizzou family, teammates, coaches, and the entire Mizzou community. It is important for Mizzou players to hold themselves accountable to these expectations.

GET AN EDUCATION

► Student-athletes are just that—students first, athletes second. The primary mission of the Mizzou Football program is to ensure that every student-athlete graduates, and we're committed to that promise. Mizzou has improved its NCAA Graduation Success Rate for nine straight years, and Mizzou football leads the SEC in athlete graduation rates. Across the Athletic Department, 54 percent of Mizzou student-athletes earned a 3.00 GPA in spring 2015.

► Mizzou football players work hard on the field, and they're expected to work just as hard in the classroom. Mizzou football has graduated 97 percent of its seniors in the past five years, and we won't be satisfied until 100 percent of athletes walk back through the columns with a diploma in hand.

► Academic excellence is more than a tradition — it's an expectation.

BECOME A CHAMPION

► Members of the Mizzou Football Family not only train physically, but also practice the attitude of winners. Mizzou players train in a "No Excuses" atmosphere where positivity—even in the face of a loss—reigns supreme. They know that sacrifice, commitment and unselfishness, in combination with athletic ability, is the only way to achieve victory.

JOIN A FAMILY

► Missouri Tigers are more than teammates, more than friends—they're family. ► Starting on day one, Mizzou Football players are taught to treat each other like family. Being part of a family means putting everyone else before yourself, and that takes work. It takes communication. It takes accountability. And it takes trust.

► Mizzou Tigers work hard in the classroom, give 100 percent in practice, and leave everything on the field to help the family. There are no individual players on this football team; there is only one committed family, whose success or failure depends on the commitment of each family member.

► The Mizzou Football Family gives it all, all the time.



• Head coach Gary Pinkel truly cares about how all of his players develop as young men.



• Strength coach Dr. Pat Ivey is a cog in Mizzou's second-to-none player development program.




• At Mizzou, players are expected to get their degrees. Players are also expected to finish as champions. Top: Clarence Green accepts his diploma last May. Bottom: Mitch Morse (2nd round NFL Draft pick) celebrates Mizzou's second consecutive SEC East Championship last November.



• From top top bottom:
 • DE Charles Harris volunteers with the Special Olympics
 • C Evan Boehm and SS Braylon Webb (2014 graduate) stand up against sexual assault with Missouri Men Say No More program.
 • LB Kentrell Brothers spends some time at the Boys & Girls Club of Columbia in May.

HEAD COACH GARY PINKEL

- With his 190 career wins in 24-plus seasons as a head coach, Mizzou's Gary Pinkel is the 19th winningest coach in college football history. He is also the third-winningest active coach in college football.
- Pinkel became the all-time winningest coach at Missouri (102) when the Tigers won the Cotton Bowl to close out 2013...



WINNINGEST ACTIVE FBS HEAD COACHES

	Coach, School	Yrs.	W	L	T	Pct.
1.	Frank Beamer, Virginia Tech	34	276	141	4	.660
2.	Steve Spurrier, South Carolina	26	228	89	2	.718
3.	Gary Pinkel, Mizzou	25	190	105	3	.643
	Bill Snyder	24	190	96	1	.664
5.	Nick Saban, Alabama	19	182	60	1	.751

COACH PINKEL TALKING POINTS

- 2014 SEC Coach of the Year
- 2007 Big 12 Coach of the Year
- 2007 FieldTurf National Coach of the Year
- 2007 Finalist for Robinson, Bryant, Munger Awards
- 3rd Winningest Active Coach in FBS
- 19th Winningest Coach in College Football history
- Five Conference Division Championships since 2007 (2007, 2008, 2010, 2013, 2014)
- Mizzou's all-time winningest head coach (117-68)
- Toledo's winningest head coach (73-37-3)
- Led Mizzou to school-record 7 straight bowl games (2005-2011)
- Has produced 8 NFL Draft First Round Draft Picks
- Five 10-win seasons at Mizzou (Just one in the previous 110 seasons)

In 14 years at the University of Missouri, Gary Pinkel has meticulously built a previously downtrodden program into one of the most successful in the nation, and after a thrilling 2013 season, he very well might have performed the best coaching job of his career in 2014.

Picked to finish a distant fourth in the SEC Eastern Division in the preseason, Pinkel guided his troops to an 11-3 record and a second-straight division championship and subsequent bowl game victory.

The Tigers ended the magical 2014 season with a New Year's Day 33-17 win over Minnesota in the Buffalo Wild Wings Citrus Bowl, giving the Tigers 23 wins in two seasons - a school record.

The job Pinkel did during the year went recognized by his coaching peers, as he was voted the SEC Coach of the Year by league coaches.

The well-deserved honor capped a season that saw the Tigers rebound from a pair of tough losses early in the year and close the regular season with six straight wins - including four games in which they entered as underdogs - to claim the East crown.

Under his watch, Mizzou has now won conference division titles five of the last eight seasons (2007, 2008, 2010, 2013, 2014), which is tied for most in the nation during that stretch (along with Alabama and Florida State), while the Tigers' 78 wins in that time is tied for 5th-best among FBS "power 5" conferences.

The winningest head coach in both Mizzou and Toledo histories (making him one of only two active coaches to make that claim at the FBS level - Steve Spurrier being the other), Pinkel enters the Florida game with a Mizzou record of 117-68 in 14 seasons, while he's 190-105-3 overall in 24 seasons. His 190 wins is the 3rd-most among active FBS coaches.

Pinkel got his MU record-breaking win thanks to a thrilling 41-31 win over Oklahoma State in the 2014 AT&T Cotton Bowl Classic. The win was the 102nd at MU in his 13 years patrolling the sidelines, and that broke a tie he held going into the game with Tiger legend Don Faurot, who won 101 games in 19 seasons from 1935-42 and 1946-56. Pinkel has 113 wins at Mizzou following 2014.

PINKEL QUICK FACTS:

Age:	63
Birthdate:	April 27, 1952
Hometown:	Akron, Ohio
Alma Mater:	Kent State (1973)
Playing Honors:	Hon. Men. All-American Tight End (1973 - Associated Press)

COACHING PROGRESSION:

Kent State:	
Grad. Asst. Coach	1974-75

Washington:	
Grad. Asst. Coach	1976

Bowling Green:	
Asst. Coach	1977-78

Washington:	
Asst. Coach	1979-1990

Toledo:	
Head Coach	1991-2000

Mizzou:	
Head Coach	2001-Present

PINKEL CAREER RECORD

at Mizzou (2001-Present)	117-68 (63.2%)
at Toledo (1991-2000)	73-37-3 (65.9%)
TOTALS	190-105-3 (64.3%)

PINKEL YEAR-BY-YEAR

At Toledo	
1991	5-5-1
1992	8-3
1993	4-7
1994	6-4-1
1995 (MAC Champs / LV Bowl Champs)	11-0-1
1996	7-4
1997 (MAC West Champs)	9-3
1998 (MAC West Champs)	7-5
1999	6-5
2000	10-1
10 Years	73-37-3

At Mizzou	
2001	4-7
2002	5-7
2003 (Independence Bowl)	8-5
2004	5-6
2005 (Independence Bowl Champs)	7-5
2006 (Sun Bowl)	8-5
2007 (Big 12 North Champs / Cotton Bowl Champs)	12-2
2008 (Big 12 North Champs / Alamo Bowl Champs)	10-4
2009 (Texas Bowl)	8-5
2010 (Big 12 North Champs / Insight Bowl)	10-3
2011 (Independence Bowl Champs)	8-5
2012	5-7
2013 (SEC East Champs / Cotton Bowl Champs)	12-2
2014 (SEC East Champs / Citrus Bowl Champs)	11-3
2015	4-2
14 Years	117-68

MOST WINS IN CFB HISTORY (FBS)

Rank	Coach (school w/ most Ws)	Win
1.	Joe Paterno (Penn St.)	409
2.	Bobby Bowden (FSU)	357
3.	Bear Bryant (Bama)	323
4.	Pop Warner (Carlisle)	311
5.	Amos Alonzo Stagg (Chicago)	275
6.	LaVell Edwards (BYU)	257
7.	Tom Osborne (Neb)	255
8.	Lou Holtz (ND)	249
9.	Mack Brown (Texas)	238
10.	Bo Schembechler (Mich.)	234
11.	Frank Beamer (VT)	233
12.	Hayden Fry (Iowa)	230
13.	Steve Spurrier (Fla.)	228
14.	Woody Hayes (OSU)	205
15.	Don Nehlen (WVU)	202
16.	Vince Dooley (UGA)	201
17.	Dan McGugin (Vandy)	197
18.	John Cooper (OSU)	192
19.	Gary Pinkel (MIZ)	190
	Bill Snyder (KSU)	190
	Dana Bible (A&M)	190
	John Vaught (Miss.)	190
23.	George Welsh (UVA)	189
24.	Howard Jones (USC)	188
25.	Jess Neely (Rice)	187

THE COACHING STAFF

• Four of head coach Gary Pinkel's nine assistant coaches have been at Mizzou for the entirety of Pinkel's tenure in Columbia (2001-Present). That group includes:



ANDY HILL
ASSOC. HC
QUARTERBACKS

CORNELL FORD
CORNERBACKS

BRIAN JONES
RUNNING BACKS

CRAIG KULIGOWSKI
DEFENSIVE LINE

- Ford, Jones and Kuligowski all came with Pinkel as he moved his staff to Columbia after his successful 10-year run at Toledo (1991-2000).
- Ford (1996-2000) coached Toledo's receivers in his Rocket days, also serving as recruiting coordinator in 1996. He was a graduate assistant on Pinkel's first staff in 1991.
- Jones (1992-2000) began oversight of running backs in 1995 after coaching receivers from 1992-94.
- Kuligowski was Toledo's defensive line coach for the majority of his stint with the Rockets (1996-2000) after serving as recruiting coordinator, tight ends coach and assistant offensive line coach at Toledo from 1992-1995.
- Hill's tenure at Mizzou, now in its 20th season, predates the Pinkel era. Hill tutored the Tigers' wide receivers from 1996-2000, also serving as co-offensive coordinator in 2000.

THE COORDINATORS



JOSH HENSON
OC
TIGHT ENDS/OL

- **LOCATION:** In booth
- Josh Henson, now in his seventh year at Mizzou, is entering his third as the program's offensive coordinator. He joined Pinkel in 2009 as Pinkel's first staff addition since 2001.
- Henson is a 1998 graduate of Oklahoma State and spent 1999-2005 on OSU's coaching staff. He spent 2005-08 at LSU as the tight ends coach and recruiting coordinator.



BARRY ODOM
DC
LINEBACKERS

- **LOCATION:** In booth
- Barry Odom, a True Son graduate of Mizzou in 1999, is a familiar face for Gary Pinkel. He is in his first year as DC after a successful three year stint in the same role at Memphis. He replaces Dave Steckel, now head coach at Missouri St.
- Overall, Odom is entering his 10th season at Mizzou. He started for Pinkel in 2003 as an administrative assistant, eventually ascending to safeties coach from 2009-11 before leaving for Memphis. He was a four-year letterwinner at LB for Mizzou.

THE POSITION COACHES



A.J. RICKER
OFFENSIVE LINE

• Second-year assistant coach A.J. Ricker (offensive line) is a new face on the Mizzou coaching staff, but is certainly familiar with the program. The former Illinois OL coach (2013) and run game coordinator at Western Michigan (2011-12) started 47 consecutive games at center for Mizzou from 2000-03.



RYAN WALTERS
SAFETIES

• Ryan Walters is in his first year at Mizzou, working with the safeties. He comes to Mizzou from Memphis along with DC Barry Odom. Walters is a 2008 graduate of Colorado where he was a team captain. He has coached at North Texas, Oklahoma, Arizona, North Texas and his alma mater Colorado.



PAT WASHINGTON
RECEIVERS

• Pat Washington enters his third season as the WR coach at Mizzou. He held the same position at Kentucky and has coaching roots at plenty of schools in the SEC footprint, including Tennessee, Mississippi State, Auburn, Southern Miss, Baylor and TCU.

THE ASSISTANTS

Associate Head Coach Andy Hill

Year at Mizzou: _____ 20th
Position Group: _____ Quarterbacks
Alma Mater _____ Missouri, 1985
Family: _____ Wife: Sarah
Children: Patricia Ryan, Andrew

Offensive Coordinator Josh Henson

Year at Mizzou: _____ 7th // 3rd as OC
Position Group: _____ Tight Ends/ O-Line
Alma Mater _____ Oklahoma St., 1998
Family: _____ Wife: Shauna
Children: Will, Kate

Defensive Coordinator Barry Odom

Year at Mizzou: _____ 10th // 1st as DC
Position Group: _____ Linebackers
Alma Mater _____ Missouri, 1999
Family: _____ Wife: Tritia
Children: James, Garyt, Anna

Assistant Coach Cornell Ford

Year at Mizzou: _____ 15th
Position Group: _____ Cornerbacks
Alma Mater _____ Toledo, 1991
Family: _____ Wife: Dawn
Children: Devin, Taylor

Assistant Coach Brian Jones

Year at Mizzou: _____ 15th
Position Group: _____ Running Backs
Alma Mater _____ Connecticut, 1980
Family: _____ Wife: Mary Kay
Children: Grant, Brandon, Audrey

Assistant Coach Craig Kuligowski

Year at Mizzou: _____ 15th
Position Group: _____ Defensive Line
Alma Mater _____ Toledo, 1991
Family: _____ Wife: Mary
Children: Peyton, Madeline, Max

Assistant Coach A.J. Ricker

Year at Mizzou: _____ 2nd
Position Group: _____ Offensive Line
Alma Mater _____ Missouri, 2004
Family: _____ Wife: Lauren
Children: Andrew

Assistant Coach Ryan Walters

Year at Mizzou: _____ 1st
Position Group: _____ Safeties
Alma Mater _____ Colorado, 2008
Family: _____ Wife: Tara
Children: Aaron

Assistant Coach Pat Washington

Year at Mizzou: _____ 3rd
Position Group: _____ Receivers
Alma Mater _____ Auburn, 1987
Family: _____ Wife: Claudette
Children: Tyson, Justin

AP TOP 25

TEAM	2015 RECORD	PTS
1 Ohio State(27)	6-0	1411
2 Baylor(13)	5-0	1390
3 TCU(3)	6-0	1354
4 Utah(16)	5-0	1350
5 Clemson(1)	5-0	1260
6 LSU	5-0	1231
7 Michigan State	6-0	1139
8 Florida	6-0	1075
9 Texas A&M(1)	5-0	1046
10 Alabama	5-1	1034
11 Florida State	5-0	937
12 Michigan	5-1	894
13 Ole Miss	5-1	803
14 Notre Dame	5-1	766
15 Stanford	4-1	662
16 Oklahoma State	6-0	614
17 Iowa	6-0	520
18 UCLA	4-1	487
19 Oklahoma	4-1	342
20 Northwestern	5-1	317
21 Boise State	5-1	260
22 Toledo	5-0	237
23 California	5-1	204
24 Houston	5-1	121
25 Duke	5-1	114

Others Receiving Votes

Temple 96, Memphis 59, Arizona State 27, Mississippi State 19, Georgia 16, Texas Tech 10, BYU 8, Western Kentucky 5, USC 5, Kentucky 4, Penn State 4, Navy 3, North Carolina 1

NUMBERS TO KNOW

125 The 2015 season marks the 125th season of University of Missouri football. The Missouri football program began play in 1890. However, MU did not field a team in 1918 due to an influenza epidemic on campus.

659 Mizzou holds an all-time record of 659-537-52, which equates to a .549 winning percentage.

351 The Tigers are 351-301-32 overall in conference play (53.7 winning percentage). Head coach Gary Pinkel's squad is 17-10 in the SEC, including the outstanding 7-1 league mark from last season.

12 Mizzou has won 12 conference championships. Those titles have come in: 1909, 1913, 1919, 1924, 1925, 1927, 1939, 1941, 1942, 1945, 1960 and 1969.

5 The Tigers have won five conference divisional championships, with all four crowns coming during the Pinkel era (2007, 2008, 2010, 2013, 2014).

31 Mizzou has played in 31 bowl games, all-time, and has gone 15-16 in those games. Pinkel has led the Tigers to 10 bowl appearances, a program-record. Mizzou has gone 6-4 in bowls under Pinkel.

AMWAY COACHES TOP 25

TEAM	2015 RECORD	PTS
1. Ohio State	6-0	1547
2. Baylor	5-0	1463
3. TCU	6-0	1441
4. Michigan State	6-0	1358
5. LSU	5-0	1288
6. Clemson	5-0	1245
7. Utah	5-0	1239
8. Florida State	5-0	1080
9. Alabama	5-1	1052
10. Texas A&M	5-0	1028
11. Florida	6-0	1001
12. Mississippi	5-1	837
13. Notre Dame	5-1	786
14. Michigan	5-1	760
15. Oklahoma State	6-0	689
16. Stanford	4-1	677
17. Iowa	6-0	525
18. UCLA	4-1	466
19. Oklahoma	4-1	432
20. Boise State	5-1	321
21. Northwestern	5-1	242
22. Memphis	5-0	185
23. California	5-1	174
24. Duke	5-1	154
25. Toledo	5-0	149

Others Receiving Votes

Houston (5-0) 75; Temple (5-0) 71; Georgia (4-2) 61; Arizona State (4-2) 33; Mississippi State (4-2) 21; Wisconsin (4-2) 20; Kentucky (4-1) 13; Kansas State (3-2) 11; Penn State (5-1) 6; Southern California (3-2) 4; Texas (2-4) 4; Texas Tech (4-2) 4; North Carolina (4-1) 3; West Virginia (3-2) 3; Navy (4-1) 2; Washington (3-2) 2; Arizona (4-2) 1; Illinois (4-2) 1; Tennessee (3-3) 1.

AMONG THE NATION'S ELITE...

- Since 2007, Mizzou ranks in the Top 10 among BCS-AQ leagues in wins, while also ranking in the Top 10 in Academic Progress Rate (APR), as well as in the Top 5 since 2009 in most NFL First Round draft picks.
- Head coach Gary Pinkel's squad was atop of the Southeastern Conference in APR for both of the program's first two seasons in the league. The Tigers posted an APR score of 982 to lead the league for the 2011-12 academic year, followed by a 980 score for 2012-13. In the most recent APRs (release in 2015 for the 2013-14 academic year), Mizzou was third in the SEC. See to the right for a breakdown.

2014 APR IN SEC	2015 APR IN SEC
980	983
980	978
975	976
974	975
974	974

SENIORS GETTING THEIR DEGREES...

- The current Mizzou senior class is getting it done in the classroom. Ten of them will play the 2015 season as graduate students. Five more are scheduled to finish their undergraduate work this December, with the remaining four on pace to earn their degree in May. Mizzou's 10 current graduates are as follows...



CORTLAND BROWNING EDUCATION CORBIN BERKSTRESSER FINANCE TAYLOR CHAPPELL HEALTH SCIENCE CLAYTON ECHARD HEALTH SCIENCE CLARENCE GREEN EDUCATION MITCH HALL EDUCATION TYLER HUNT EDUCATION WESLEY LEFTWICH FINANCE CONNOR MCGOVERN EDUCATION BRAD McNUITY GENERAL STUDIES

NAME	GRADUATION	NAME	GRADUATION	NAME	GRADUATION
Evan Boehm	December 2015	Nick Monaghan	December 2015	Kentrell Brothers	May 2016
Russell Hansbrough	December 2015	Ian Simon	December 2015	Kenya Dennis	May 2016
DeAndre McKenzie	December 2015	Andrew Baggett	May 2016	Trei Walton	May 2016

CAREER STARTS

OFFENSE						
LINEMEN	'11	'12	'13	'14	'15	Tot.
Boehm	—	12	14	14	6	46
McGovern	RS	0	14	14	6	34
McNulty	RS	4	0	9	2	15
Chappell	RS	0	0	10	4	14
Hall	—	—	0	5	6	11
Crawford	—	—	RS	0	4	4
Abeln	—	—	RS	0	2	2

RECEIVERS						
	'11	'12	'13	'14	'15	Tot.
Culkin	—	RS	1	14	4	19
Leftwich	RS	0	0	4	5	9
Brown	—	—	—	0	6	6
Moore	—	—	—	0	6	6
Dilosa	—	—	—	RS	1	1
Hilton	—	—	—	—	1	1

QBs						
	'11	'12	'13	'14	'15	Tot.
Mauk	—	RS	4	14	4	22
Berkstresser	RS	4	0	—	0	4
Lock	—	—	—	—	2	2

TAILBACKS						
	'11	'12	'13	'14	'15	Tot.
Hansbrough	—	0	0	4	5	9
Witter	—	—	—	0	1	1

DEFENSE						
LINEMEN	'11	'12	'13	'14	'15	Tot.
Brantley	—	RS	5	12	0	19
Harris	—	—	RS	2	6	9
Augusta	—	—	0	0	6	6
Frazier	—	—	0	0	3	3
Hatley	—	RS	0	0	3	3
Brady	—	—	—	RS	3	3
Beckner	—	—	—	—	3	3

LINEBACKERS						
	'11	'12	'13	'14	'15	Tot.
Brothers	RS	0	14	14	6	34
Scherer	—	RS	0	14	6	20
Newsom	—	RS	0	2	6	8
Green	—	RS	0	3	0	3

SECONDARY						
	'11	'12	'13	'14	'15	Tot.
Simon	RS	0	8	14	6	28
Penton	—	—	2	12	6	20
Dennis	—	—	—	11	6	17
Sherrills	—	—	RS	0	6	6
Gibson	—	RS	0	5	0	5
Browning	RS	0	0	1	0	1

CAREER PARTICIPATION REPORT

	Career G-GS	2015 G-GS	2014 G-GS	2013 G-GS	2012 G-GS	2011 G-GS
39 Chase Abbington	5-0	5-0	-	-	-	-
57 Alec Abeln	6-2	6-2	-	-	-	-
64 Paul Adams	1-0	1-0	-	-	-	-
97 Josh Augusta	34-6	6-6	14-0	14-0	-	-
99 Andrew Baggett	46-0	6-0	14-0	14-0	12-0	RS
79 Terry Beckner, Jr.	6-3	6-3	-	-	-	-
38 Eric Beisel	19-0	6-0	13-0	RS	-	-
13 Corbin Berkstresser	18-4	5-0	-	3-0	10-4	RS
17 DeSean Blair	3-0	3-0	-	-	-	-
11 Kendall Blanton	3-0	3-0	-	-	-	-
77 Evan Boehm	46-46	6-6	14-14	14-14	12-12	-
56 Walter Brady	6-3	6-3	-	-	-	-
90 Harold Brantley	28-17	-	14-12	14-5	RS	-
26 Jake Brents	1-0	1-0	1-0	0-0	RS	-
10 Kentrell Brothers	45-34	6-6	14-14	14-14	11-0	RS
2 Nate Brown	15-6	6-6	9-0	-	-	-
5 Cortland Browning	33-1	5-0	11-1	14-0	3-0	RS
34 Joey Burkett	19-0	6-0	13-0	RS	-	-
62 Taylor Chappell	23-14	6-4	13-10	4-0	-	RS
28 Logan Cheadle	19-0	6-0	13-0	-	-	-
90 Nick Coffman	2-0	-	2-0	-	RS	-
55 Nate Crawford	7-4	5-4	2-0	RS	-	-
70 Malik Cuellar	5-0	5-0	-	-	-	-
80 Sean Culkin	33-19	4-4	14-14	14-1	RS	-
7 Kenya Dennis	20-17	6-6	14-11	-	-	-
82 Clayton Echard	33-1	6-1	14-0	12-0	1-0	RS
26 Corey Fatony	6-0	6-0	-	-	-	-
5 John Gibson	32-6	6-0	14-5	12-0	RS	-
40 Clarence Green	30-2	6-0	14-2	10-0	1-0	RS
84 Emanuel Hall	5-0	5-0	-	-	-	-
73 Mitch L. Hall	32-10	6-6	13-4	13-0	-	-
24 Terez Hall	6-0	6-0	-	-	-	-
32 Russel Hansbrough	42-9	5-5	14-4	14-0	9-0	-
91 Charles Harris	20-8	6-6	14-2	RS	-	-
95 Rickey Hatley	28-3	6-3	14-0	8-0	RS	-
33 Cam Hilton	6-1	6-1	-	-	-	-
1 Anthony Hines	4-0	4-0	-	-	-	-
88 Nate Howard	6-0	6-0	-	-	-	-
35 Tyler Hunt	33-0	6-0	13-0	13-0	1-0	-
86 Jake Hurrell	34-0	6-0	14-0	14-0	RS	-
15 Grant Jones	6-0	6-0	-	-	-	-
41 Eric Laurent	4-0	4-0	-	-	-	-
4 Brandon Lee	6-0	6-0	-	-	-	-
18 Wesley Leftwich	18-9	5-5	10-4	3-0	-	RS
3 Drew Lock	6-2	6-2	-	-	-	-
75 A.J. Logan	9-0	6-0	3-0	RS	-	-
7 Maty Mauk	31-22	4-4	14-14	13-4	RS	-
60 Connor McGovern	42-34	6-6	14-14	14-14	8-0	RS
63 Brad McNulty	39-15	5-2	13-9	10-0	11-4	RS
6 J'Mon Moore	19-6	6-6	13-0	RS	-	-
18 Josh Moore	6-0	6-0	-	-	-	-
25 Donavin Newsom	30-8	6-6	14-2	10-0	RS	-
71 Kevin Pendleton	1-0	1-0	-	-	-	-
11 Aarion Penton	33-20	6-6	13-12	14-2	-	-
9 Eddie Printz	8-0	5-0	3-0	RS	-	-
10 Jason Reese	19-0	6-0	13-0	RS	-	-
16 Thomas Richard	2-0	2-0	-	-	-	-
6 Tavon Ross	5-0	5-0	-	-	-	-
72 Clay Rhodes	1-0	1-0	1-0	RS	-	-
30 Michael Scherer	34-20	6-6	14-14	14-0	RS	-
22 Anthony Sherrills	20-6	6-6	14-0	RS	-	-
21 Ian Simon	44-28	6-6	14-14	14-8	10-0	-
36 Morgan Steward	15-0	3-0	-	12-0	RS	-
31 Finis Stribling IV	2-0	2-0	-	-	-	-
8 Thomas Wilson	17-0	6-0	11-0	-	-	-
14 Ray Wingo	6-0	6-0	-	-	-	-
29 Ish Witter	18-1	6-1	12-0	-	-	-

MOST GAMES PLAYED

Andrew Baggett	46
Evan Boehm	46
Kentrell Brothers	45
Ian Simon	44
Russell Hansbrough	42
Connor McGovern	42
Brad McNulty	39

MOST STARTS

Evan Boehm	46
Kentrell Brothers	34
Connor McGovern	34
Ian Simon	28

CONSECUTIVE GAMES PLAYED STREAK

Evan Boehm	46
Andrew Baggett	46

BOEHM
TEAM-BEST 46
CONSECUTIVE
STARTS

CONSECUTIVE STARTS

Evan Boehm	46
Kentrell Brothers	34
Connor McGovern	34

SEASON/CAREER HIGHS - OFFENSE



#2 NATE BROWN // WR

SEASON
Catches: 6 - vs. SC (10/3)
Yards: 69 - vs. SEMO (9/5)
TDs: 2 - vs. SC (10/3)
Long: 25 - vs. SEMO (9/5)

CAREER
Catches: 6 - vs. SC (10/3/15)
Rec. Yards: 69 - vs. SEMO (9/5/15)
TDs: 2 - vs. SC (10/3/15)
Long: 25 - vs. SEMO (9/5/15)



#17 DESEAN BLAIR // WR

SEASON
Catches: 1 - vs. SEMO (9/5)
Yards: 21 - vs. SEMO (9/5)
TDs: NA
Long: 21 - vs. SEMO (9/5)

CAREER
Catches: 1 - vs. SEMO (9/5/15)
Rec. Yards: 21 - vs. SEMO (9/5/15)
TDs: NA
Long: 21 - vs. SEMO (9/5/15)



#80 SEAN CULKIN // TE

SEASON
Catches: 5 - at ASU (9/12)
Yards: 46 - at ASU (9/12)
TDs: 1 - at ASU (9/12)
Long: 21 - at ASU (9/12)

CAREER
Catches: 5 - at ASU (9/12/15)
Rec. Yards: 46 - at ASU (9/12/15)
TDs: 1 - twice, MR at ASU (9/12/15)
Long: 21 - at ASU (9/12/15)



#15 KEYON DILOSA // WR

SEASON
Catches: 3 - twice
Yards: 25 - vs. SEMO (9/5)
TDs: NA
Long: 16 - at UK (9/26)

CAREER
Catches: 3 - twice, MR at UK (9/26/15)
Yards: 25 - vs. SEMO (9/5/15)
TDs: NA
Long: 16 - at UK (9/26/15)



#32 RUSSELL HANSBROUGH // TB

SEASON
Rushes: 22 - vs. SC (10/3)
Yards: 43 - vs. SC (10/3)
TDs: NA
Long: 24 - vs. SC (10/3)
Catches: 3 - vs. SC (10/3)

CAREER
Rushes: 20 - vs. Arkansas (11/28/14)
Yards: 199 - at Texas A&M (11/15/14)
TDs: 3 - at S. Carolina (9/27/14)
Long: 78 - vs. Minnesota (1/1/15)
Catches: 3 - vs. UK (11/1/14)



#41 ERIC LAURENT // WR

SEASON
Catches: 1 - vs. UConn (9/19)
Yards: 4 - vs. UConn (9/19)
TDs: NA
Long: NA

CAREER
Catches: 1 - vs. UConn (9/19/15)
Yards: 4 - vs. UConn (9/19/15)
TDs: NA
Long: NA



#18 WESLEY LEFTWICH // WR

SEASON
Catches: 3 - twice
Yards: 44 - at UK (9/26)
TDs: 1 - at ASU (9/12)
Long: 32 - at ASU (9/12)

CAREER
Catches: 3 - three times, MR vs. UF (10/10/15)
Yards: 44 - at UK (9/26/15)
TDs: 1 - at ASU (9/12/15)
Long: 32 - at ASU (9/12/15)



#7 MATY MAUK // QB

SEASON
Comp.: 16 - at ASU (9/12)
Att.: 36 - at ASU (9/12)
Yards: 181 - vs. SEMO (9/5)
TDs: 3 - at ASU (9/12)
Long: 51 - vs. UConn (9/19)
Rush (Yds): 75 - at ASU (9/12)
Long: 24 - at ASU (9/12)

CAREER
Comp.: 29 - vs. Indiana (9/20/14) **Rushing Att:** 14
Att.: 48 - vs. Indiana (9/20/14) **Yards:** 75
Yards: 331 vs. Indiana (9/20/14) **Long:** 36
TDs (P/R): 5 at Toledo (9/6/14)/1 twice
Long: 96 vs. S. Carolina (10/26/13)



J'MON MOORE // WR

SEASON
Catches: 6 - vs. UConn (9/19)
Yards: 74 - vs. SEMO (9/5)
TDs: 1 - twice
Long: 32 - vs. UF (10/10)

CAREER
Catches: 6 - vs. UConn - 9/19/15)
Yards: 74 - vs. SEMO (9/5/15)
TDs: 1 - twice, MR at UK (9/26/15)
Long: 32 - vs. UF (10/0/15)



#10 JASON REESE // TE

SEASON
Catches: 6 - vs. SC (10/3)
Yards: 47 - vs. SC (10/3)
TDs: NA
Long: 21 - at UK (9/26)

CAREER
Catches: 6 - vs. SC (10/3)
Rec. Yards: 47 - vs. SC (10/3)
TDs: NA
Long: 21 - at Kentucky (9.26)



#3 DREW LOCK // QB

SEASON
Comp.: 21 - vs. SC (10/3)
Att.: 39 - vs. UF (10/10)
Yards: 151 - vs. UF (10/10)
TDs: 2 - vs. SC (10/3)
Long: 78 - vs. SEMO (10/3)

CAREER
Comp.: 21 - vs. SC (10/3/15)
Att.: 39 - vs. UF (10/10/15)
Yards: 151 - vs. UF (10/10/15)
TDs: 2 - vs. SC (10/3/15)
Long: 78 - vs. SEMO (9/5/13)



#29 ISH WITTER // TB

SEASON
Rushes: 17 - twice
Yards: 98 - vs. SC (10/3)
TDs: 1 - vs. SC (10/3)
Long: 17 - vs. SC (10/3)
Catches: 3 - vs. (9/19)

CAREER
Rushes: 17 - twice, MR vs. SC (10/3/15)
Yards: 98 - vs. SC (10/3/15)
TDs: 1 - twice, MR vs. SC (10/3/15)
Long: 17 - vs. SC (10/3/15)
Catches: 3 - vs. UConn (9/19/15)

CAREER HIGHS - DEFENSE



#97 JOSH AUGUSTA // DT

SEASON

Tackles: 2 - four times
TFL: 2.0 - vs. UConn (9/19)
Sacks: NA
INT: NA
FF: NA

CAREER

- **Tackles:** 4 - at Tennessee (11/22/14)
 - **TFL:** 2.0 - twice, MR vs. Uconn (9/19/15)
 - **Sacks:** 1.0 - three times
 - **INT:** 1 - vs. UCF (9/13/14)
 - **FF:** 2 - at UT (11/22/14)



#10 KENTRELL BROTHERS // LB

SEASON

Tackles: 16 - twice
TFL: 1.5 - three times
Sacks: 1.0 - vs. UF (10/10)
INT: 2 - at ASU (9/12)
FF: NA
PBU: 1 - vs. UConn (9/19)

CAREER

- **Tackles:** 16 - twice, MR at ASU (9/12/15)
 - **TFL:** 2.0 - vs. S. Carolina (9/27/14)
 - **Sacks:** 1 - three times, MR vs. Florida (10/10/15)
 - **INT:** 2 - at ASU (9/12/15)
 - **FF:** 1 - three times



#5 CORTLAND BROWNING // S

SEASON

Tackles: 3 - at UK (9/26)
TFL: NA
Sacks: NA
INT: NA
FF: NA

CAREER

Tackles: 3 - at UK (9/26/15)
TFL: NA
Sacks: NA
INT: NA
FF: 1NA




#7 KENYA DENNIS // CB

SEASON

Tackles: 6 - vs. SC (10/3)
TFL: 1.0 - vs. SEMO (9/5)
Sacks: 1.0 - vs. SEMO (9/5)
INT: 1 - vs. SC (10/3)
FF: NA
PBU: 1 - vs. SEMO (9/5)

CAREER

Tackles: 8 - at Florida (10/18/14)
TFL: 2.0 - vs. Kentucky (10/25/14)
Sacks: 1 - twice, MR vs. SEMO (9/5/15)
INT: 1 - twice, MR vs. SC (10/3/15)
FF: 1 - at Florida (10/18/14)



#1 JOHN GIBSON // CB

SEASON

Tackles: 3 - twice
TFL: NA
Sacks: NA
INT: 1 - at ASU (9/12)
FF: NA
PBU: 1 - twice

CAREER

Tackles: 5 - at Tennessee (11/22/14)
TFL: 0.5 - twice, MR vs. Arkansas (11/28/14)
Sacks: NA
INT: 1 - twice, MR at ASU (9/12/15)
FF: NA



#91 CHARLES HARRIS // DE

SEASON

Tackles: 6 - twice
TFL: 4.5 - at ASU (9/12)
Sacks: 2.0 - at ASU (9/12)
INT: NA
FF: 1 - vs. SEMO (9/5)
QBH: 2 - at ASU (9/12)

CAREER

Tackles: 6 - twice, MR vs. UF (10/10/15)
TFL: 4.5 - at ASU (9/12/15)
Sacks: 2.0 - at ASU (9/12/15)
INT: NA
FF: 1 - vs. SEMO (9/5/15)



#95 RICKEY HATLEY // DT

SEASON

Tackles: 5 - vs. UF (10/10)
TFL: 1.5 - vs. SEMO (9/5)
Sacks: NA
INT: NA
FF: NA

CAREER

Tackles: 5 - vs. UF (10/10/15)
TFL: 1.5 - vs. SEMO (9/5/15)
Sacks: 1.0 - vs. UCF (9/13/14)
INT: NA
FF: 1 vs. UCF (9/13/14)



#25 DONAVIN NEWSOM // LB

SEASON

Tackles: 7 - vs. UK (9/26)
TFL: 2.0 - twice
Sacks: 1.0 - twice
INT: NA
FF: NA
PBU: 1 - vs. UConn (9/19)

CAREER

Tackles: 7 - vs. UK (9/26)
TFL: 2.0 - at UK (9/26)
Sacks: 1.0 - at UK (9/26)
INT: NA
FF: 1 - twice, MR vs. Minnesota (1/1/15)



#11 AARION PENTON // CB

SEASON

Tackles: 7 - vs. SEMO (9/5)
TFL: 1.0 - vs. SEMO (9/5)
Sacks: NA
INT: NA
FF: 1 - at UK (9/26)
PBU: 3 - vs. UF (10/10)

CAREER

Tackles: 7 - twice, MR vs. SEMO (9/5/15)
TFL: 1.0 - 3x, MR vs. SEMO (9/5/15)
PBU: 3 - vs. UF (10/10/15)
INT: 1 - three times, MR vs. Kentucky (11/1/14)
FF: 1 - vs. Georgia (10/11/14)



#30 MICHAEL SCHERER // LB

SEASON

Tackles: 10 - twice
TFL: 3.0 - at ASU (9/12)
Sacks: NA
INT: NA
FF: NA
QBH: 1 - vs. SEMO (9/5)

CAREER

Tackles: 13 - twice, MR vs. Kentucky (11/1/14)
TFL: 3.0 - at ASU (9/12/15)
Sacks: 0.5 at Tennessee (11/22/15)
INT: NA
FF: 1 - vs. Alabama (12/6/14)



#21 IAN SIMON // S

SEASON

Tackles: 5 - at ASU (9/12)
TFL: NA
Sacks: NA
INT: 1 - vs. SC (10/3)
FR: 1 - vs. SEMO (9/5)
PBU: 1 - vs. SC (10/3)

CAREER

Tackles: 8 - at Florida (10/18/14)
TFL: 1.5 - vs. Texas A&M (11/30/13)
Sacks: 0.5 - at Tennessee (11/22/14)
INT: 1 - three times, MR vs. SC (10/13/15)
FF: 1 - vs. SDSU (8/30/14)



#22 ANTHONY SHERRILLS // S

SEASON

Tackles: 8 - vs. UF (10/10)
TFL: 1.0 - at ASU (9/12)
PBU: 1 - vs. SC (10/3)
INT: 1 - vs. UConn (9/19)
FF: 1 - vs. UConn (9/19)
FR: 1 - vs. UConn (9/19)

CAREER

Tackles: 8 - vs. UF (10/10/15)
TFL: 1.0 - at ASU (9/12/15)
PBU: 1 - vs. SC (10/3)
INT: 1 - vs. UConn (9/19/15)
FF: 1 - vs. UConn (9/19/15)

CAREER HIGHS - DEFENSE



#16 MARCELL FRAZIER // DT

SEASON

Tackles: 3 - at ASU (9/12)
TFL: 1.5 - at ASU (9/12)
Sacks: 1.0 - vs. SC (10/3)
QBH: 1 - twice
FF: NA

CAREER

Tackles: 3 - at ASU (9/12/15)
TFL: 1.5 - at ASU (9/12/15)
Sacks: NA
QBH: 1 - twice, MR vs. UConn (9/19/15)
FF: NA



#56 WALTER BRADY // DE

SEASON

Tackles: 5 - at UK (9/26)
TFL: 2.0 - twice
Sacks: 2.0 - twice
QBH: 1 - twice
FF: NA
INT: 1 - vs. SC (10/3)

CAREER

Tackles: 5 - at UK (9/26/15)
TFL: 2.0 - twice, MR vs. S. Carolina (10/3/15)
Sacks: 2.0 - twice, MR vs. S. Carolina (10/3/15)
QBH: 1 - twice, MR vs. UConn (9/19/15)
INT: 1 - vs. SC (10/3)



#40 CLARENCE GREEN // LB

SEASON

Tackles: 8 - at UK (9/26)
TFL: 0.5 - at UK (9/26)
Sacks: NA
INT: NA
FF: NA

CAREER

Tackles: 8 - at UK (9/26/15)
TFL: 0.5 - at UK (9/26/15)
Sacks: NA
INT: NA
FF: 1NA



#34 JOEY BURKETT // LB

SEASON

Tackles: 6 - vs. SEMO (9/5)
TFL: NA
Sacks: NA
INT: NA
FF: NA
PBU: NA

CAREER

Tackles: 6 - vs. SEMO (9/5/15)
TFL: NA
Sacks: NA
INT: NA
FF: NA



#8 THOMAS WILSON // S

SEASON

Tackles: 1 - four times
TFL: NA
Sacks: NA
INT: NA
FF: NA
PBU: NA

CAREER

Tackles: 3 - twice, MR at Florida (10/18/14)
TFL: 1.0 - at Tennessee (11/22/14)
Sacks: NA
INT: NA
PBU: 1 - vs. SDSU (8/30/14)



#88 NATE HOWARD // DE

SEASON

Tackles: 2 - vs. SEMO (9/5)
TFL: 1.5 - vs. SEMO (9/5)
Sacks: NA
INT: NA
FF: NA
QBH: NA

CAREER

Tackles: 2 - vs. SEMO (9/5)
TFL: 1.5 - vs. SEMO (9/5)
Sacks: NA
INT: NA
FF: NA



#79 TERRY BECKNER // DT

SEASON

Tackles: 4 - vs. SEMO (9/5)
TFL: 1.0 - four times
Sacks: 1.0 - vs. UF (10/10)
INT: NA
FF: NA

CAREER

Tackles: 4 - vs. SEMO (9/5)
TFL: 1.0 - twice, MR at UK (9/26/15)
Sacks: 1.0 - vs. UF (10/10)
INT: NA
FF: NA

FAUROT FIELD AT MEMORIAL STADIUM (71,168 CAPACITY)



Mizzou's gameday home is Memorial Stadium/Faurot Field. Here are some facts associated with the stadium.

- Opened in 1926
- Built for a cost of \$350,000
- Initial seating capacity was 25,000
- Named Memorial Stadium in honor of the 112 Mizzou graduates and students who died in World War I
- The Rock M overlooking the North endzone debuted in 1927, and was assembled by the freshman class
- Seating capacity is 71,168 in 2015
- MU all-time record at Memorial Stadium is 279-176-20 (60.8%) in 89 seasons.
- Field was named Faurot Field in 1972 in honor of Hall of

- Fame Coach Don Faurot (fuh-ROE)
- Approximately \$50 million of construction investment provided new amenities prior to 2014, including:
 - East side addition which added a new upper deck (called the Tiger Deck), which added 4,500 seats
 - A new club/lounge level (called the Columns Club) complete with outdoor loge seating and two suites
 - New lighting towers
 - Ribbon/message boards on both the east and west sides
 - Newly-created tailgating area beyond the southwest corner of the stadium called Truman's Terrace



MIZZOU - THE LAST TIME IT HAPPENED...

RUSHING

30 attempts _____ 45 - Zain Gilmore vs. Texas Tech, 10/30/99
 200 yards _____ 263 - Henry Josey vs. Western Illinois, 9/17/11
 3 TDs _____ Russell Hansbrough at South Carolina, 9/27/14
 4 TDs _____ Tony Temple vs. Arkansas (Cotton Bowl), 1/1/08
 50+ yard rush _____ 68 - Russell Hansbrough vs. Indiana, 9/20/14
 75+ yard rush _____ 86 - Henry Josey at Kentucky, 11/9/13
 Two 100-yard performances _____ 115 - Henry Josey vs. Murray State, 8/31/13
 (same game) _____ 104 - Russell Hansbrough vs. Murray State, 8/31/13
 Four consecutive 100-yard games _____ Henry Josey
 (same season) _____ 129 vs. Iowa State, 10/15/11
 _____ 138 vs. Oklahoma State, 10/22/11
 _____ 162 at Texas A&M, 10/29/11
 _____ 132 at Baylor, 11/5/11

PASSING

30-39 attempts _____ 39 - Drew Lock vs. Florida, 10/10/15
 40-49 attempts _____ 42 - Maty Mauk vs. Arkansas, 11/28/14
 50 attempts _____ 51 - James Franklin at Florida, 11/3/12
 30-39 completions _____ 32 - James Franklin at Indiana, 9/21/13
 300 yards _____ 331 - Maty Mauk vs. Indiana, 9/20/14
 400 yards _____ 434 - Blaine Gabbert vs. Iowa, 12/28/10
 75+ yard completion _____ 78 - Drew Lock vs. SEMO, 9/5/15
 Two QBS over 100 yards _____ Maty Mauk, 181; Drew Lock 138 vs. SEMO, 9/5/15
 3 TDs _____ Maty Mauk vs. South Dakota State, 8/30/14
 4 TDs _____ Maty Mauk vs. UCF, 9/13/14
 5 TDs _____ Maty Mauk at Toledo, 9/6/14
 4 interceptions _____ Maty Mauk vs. Georgia, 10/11/14
 5 interceptions _____ Terry McMillan vs. Penn State, 1/1/70
 6 interceptions _____ Kent Kiefer vs. Miami (Fla), 9/23/89

RECEIVING

10+ receptions _____ 12 - Bud Sasser vs. Indiana, 9/20/14
 150 yards _____ 153 - Bud Sasser vs. Indiana, 9/20/14
 75+ yard reception _____ 78 (TD) - Tyler Hunt vs. SEMO, 9/5/15
 Two 100-yard performances _____ 101 (10) - Marcus Lucas at Indiana, 9/21/13
 (same game) _____ 105 (8) - Dorial Green-Beckham at Indiana, 9/21/13
 Three 100-yard performances _____ 172 (6) - Jeremy Maclin vs. Nevada, 9/13/08
 (same game) _____ 127 (6) - Chase Coffman vs. Nevada, 9/13/08
 _____ 100 (6) - Tommy Saunders vs. Nevada, 9/13/08
 3 TDs _____ Danario Alexander at Kansas State, 11/14/09
 4 TDs _____ Dorial Green-Beckham at Kentucky, 11/9/13

DEFENSIVE

15+ tackles _____ 15 - Kentrell Brothers vs. Florida, 10/10/15
 3.0+ sacks _____ 3.0 - Michael Sam vs. Florida, 10/19/13
 3.0+ TFL _____ 4.5 - Charles Harris at Arkansas State, 9/12/15
 4.0+ TFL _____ 4.5 - Charles Harris at Arkansas State, 9/12/15

TOTAL OFFENSE (RUSHING & PASSING)

400+ yards _____ 404 - James Franklin at Indiana, 9/21/13
 300-399 yards _____ 363 - Maty Mauk vs. Indiana, 9/20/14

FIELD GOALS

50 yards _____ 52, 50 - Andrew Baggett vs. Arkansas, 11/28/14
 4 FG made _____ 4 - Grant Ressel vs. Kansas, 11/28/09
 5 FG made _____ 5 - Andrew Baggett vs. Florida, 10/19/13
 6 FG attempted _____ 7 - Tom Whelihan vs. Oklahoma State, 11/16/85

TOUCHDOWN RETURNS (YARDAGE)

Kickoff _____ 96 - Marcus Murphy at Florida, 10/18/14
 Punt _____ 82 - Marcus Murphy at Florida, 10/18/14
 Interception _____ 46 - Darvin Ruise at Florida, 10/18/14
 Fumble _____ 21 - Markus Golden at Florida, 10/18/14
 Blocked Field Goal _____ 70 - Carlos Posey vs. West Virginia, 12/26/98
 Blocked Punt _____ 41 - Aarion Penton vs. SEMO, 9/5/15

TEAM

Shut out opponent at Faurot Field _____ 69-0 vs. Western Illinois, 9/17/11
 Shut out opponent on the road _____ 14-0 at Iowa State, 11/20/10
 Shut out opponents, back-to-back _____ 27-0 at Kansas State, 10/8/66
 _____ 7-0 vs. Oklahoma, 10/15/66
 Won in overtime _____ 51-48 (4 OT) at Tennessee, 11/10/12
 Blocked a punt _____ vs. UConn - safety (Clarence Green, 9/19/15
 Block a field goal _____ at Toledo (Harold Brantley), 9/6/14
 Block a PAT _____ vs. UConn (Kentrell Brothers), 9/19/15
 Scored a safety _____ vs. UConn (Clarence Green blocked punt), 9/19/15
 Game-winning field goal _____ 35 yards, Andrew Baggett at Tennessee, 11/10/12
 Scored 50 points _____ 51-28 win at Vanderbilt, 10/5/13
 Scored 60 points _____ 62-10 win vs. SE Louisiana, 9/1/12
 600 yards of total offense _____ 623 at Indiana, 9/21/13
 700 yards of total offense _____ 744 vs. Western Illinois, 9/17/11

OPPONENT - THE LAST TIME IT HAPPENED...

RUSHING

30+ attempts _____ 38 - Nick Chubb, Georgia, 10/11/14
 200 yards _____ 304 - Tre Mason, Auburn, 12/7/13
 300 yards _____ 304 - Tre Mason, Auburn, 12/7/13
 3 TDs _____ Kareem Hunt, Toledo, 9/6/14
 4 TDs _____ Tre Mason, Auburn, 12/7/13
 Two 100-yard performances _____ 304 - Tre Mason, Auburn, 12/7/13
 (same game) _____ 101 - Nick Marshall, Auburn, 12/7/13

PASSING

40-49 attempts _____ 42 - Bo Wallace, Ole Miss, 11/23/13
 50+ attempts _____ 57 - Clint Chelf, Oklahoma State, 1/3/14
 30-39 completions _____ 33 - Clint Chelf, Oklahoma State, 1/3/14
 40+ completions _____ 44 - Graham Harrell, Texas Tech, 10/20/07
 400 yards _____ 404 - Tyler Bray, Tennessee, 11/10/12
 500 yards _____ 510 - Kliff Kingsbury, Texas Tech, 10/19/02
 4 TDs _____ Tyler Bray, Tennessee, 11/10/12
 5 TDs _____ Juice Williams, Illinois, 8/30/08

RECEIVING

10+ receptions _____ 11 - Pig Howard, Tennessee, 11/2/13
 200+ yards _____ 244 - Alec Lemon, Syracuse, 11/17/12
 175-199 yards _____ 180 - Aaron Pflugrad, Arizona State, 9/9/11
 150-174 yards _____ 163 - Tevin Reese, Baylor, 11/5/11
 2 TDs _____ Josh Reynolds, Texas A&M, 11/15/14
 3 TDs _____ Ryan Broyles, Oklahoma, 9/24/11
 Two 100-yard performances _____ 136 - Julian Jones, Arkansas State, 9/28/13
 (same game) _____ 117 - J.D. McKissic, Arkansas State, 9/28/13

TOTAL OFFENSE (RUSHING & PASSING)

500 yards _____ 506 - Todd Reesing, Kansas, 11/28/09
 400 yards _____ 439 - Johnny Manziel, Texas A&M, 11/24/12

FIELD GOALS

50+ yards _____ 52 - Cody Parkey, Auburn, 12/7/13
 4 FG made _____ Brian Davis, Arkansas State, 9/28/13
 3 FG made _____ Jeremiah Detmer, Toledo, 9/7/13

TOUCHDOWN RETURNS (YARDAGE)

Kickoff _____ 100 - Solomon Patton, Florida, 10/19/13
 Punt _____ 0 (In Endzone) - Malcolm Williams, Texas, 10/24/09
 Interception _____ 40 - Jalen Tabor, Florida, 10/10/15
 Fumble _____ 12 - Curtis Lofton, Oklahoma, 10/13/07

TEAM

Shut out Mizzou at Faurot Field _____ 34-0 vs. Georgia, 10/11/14
 Shut out Mizzou on road _____ 66-0 at Kansas State, 11/20/99
 Scored 30-39 points _____ 34 - Georgia, loss, 10/11/14
 Scored 40-49 points _____ 48, Tennessee, won, 11/10/12
 Scored 50-59 points _____ 59 - Auburn, loss, 12/7/13
 Scored 60+ points _____ 62 - Oklahoma, loss, 12/6/08
 Scored safety _____ Vanderbilt, at Faurot, 10/6/12

2015 STARTING LINEUPS

OFFENSE	TE	LT	LG	C	RG	RT	QB	TB	X-WR	H-WR	Z-WR
vs. SEMO (9/5)	Culkin	McGovern	Abeln	Boehm	Hall	Crawford	Mauk	Hansbrough	Moore	Brown	Dilosa
at Ark. St. (9/12)	Culkin	McGovern	Abeln	Boehm	Hall	Crawford	Mauk	Hansbrough	Moore	Brown	Leftwich
vs. UConn (9/19)	Culkin	McGovern	Chappell	Boehm	Hall	Crawford	Mauk	Witter	Moore	Brown	Leftwich
at UK (9/26)	Culkin	McGovern	Chappell	Boehm	Hall	Crawford	Mauk	Hansbrough	Moore	Brown	Leftwich
vs. SC (10/3)	Echard	McGovern	McNulty	Boehm	Hall	Chappell	Lock	Hansbrough	Moore	Brown	Leftwich
vs. UF (10/10)	Hilton	McGovern	McNulty	Boehm	Hall	Chappell	Lock	Hansbrough	Moore	Brown	Leftwich
at UGA (10/17)											
at VU (10/24)											
vs. MSU (11/5)											
vs. BYU (11/14)											
vs. UT (11/21)											
at Ark. (11/27)											

DEFENSE	DE	NG	DT	DE	SLB	MLB	WLB	FS	SS	CB	CB
vs. SEMO (9/5)	Frazier	Hatley	Augusta	Harris	Newsom	Scherer	Brothers	Simon	Sherrils	Dennis	Penton
at Ark. St. (9/12)	Frazier	Hatley	Augusta	Harris	Newsom	Scherer	Brothers	Simon	Sherrils	Dennis	Penton
vs. UConn (9/19)	Frazier	Hatley	Augusta	Harris	Newsom	Scherer	Brothers	Simon	Sherrils	Dennis	Penton
at UK (9/26)	Brady	Beckner	Augusta	Harris	Newsom	Scherer	Brothers	Simon	Sherrils	Dennis	Penton
vs. SC (10/3)	Brady	Beckner	Augusta	Harris	Newsom	Scherer	Brothers	Simon	Sherrils	Dennis	Penton
vs. UF (10/10)	Brady	Beckner	Augusta	Harris	Newsom	Scherer	Brothers	Simon	Sherrils	Dennis	Penton
at UGA (10/17)											
at VU (10/24)											
vs. MSU (11/5)											
vs. BYU (11/14)											
vs. UT (11/21)											
at Ark. (11/27)											

2015 MIZZOU SCORING DRIVES

QUARTER	TIME	SCORING PLAY (POINT[S] AFTER)	PLAYS	YARDS	TIME POSS.	SCORE MU-OPP
SEMO						
1st	11:28	MOORE, J'Mon 27 yd pass from MAUK, Maty (BAGGETT, Andrew kick)	5	64	1:15	7 - 0
	04:49	BROWN, Nate 23 yd pass from MAUK, Maty (BAGGETT, Andrew kick)	5	54	1:59	14 - 0
2nd	09:54	BAGGETT, Andrew 39 yd field goal	8	48	3:15	17 - 0
3rd	10:55	BAGGETT, Andrew 23 yd field goal	10	76	3:58	20 - 3
	00:22	PENTON, Aarion 41 yd blocked punt return (BAGGETT, Andrew kick)	3	27	NA	27 - 3
4th	05:13	HUNT, Tyler 78 yd pass from LOCK, Drew (BAGGETT, Andrew kick)	5	92	1:51	34 - 3
at Arkansas State						
1st	08:00	Baggett, Andrew 30 yd field goal	12	60	4:14	3 - 0
	04:08	Brown, Nate 11 yd pass from Mauk, Maty (Baggett, Andrew kick)	1	11	0:07	10 - 10
3rd	05:25	Leftwich, Wesley 32 yd pass from Mauk, Maty (Baggett, Andrew kick)	6	62	2:20	17 - 17
	00:44	Culkin, Sean 21 yd pass from Mauk, Maty (Baggett, Andrew kick)	6	65	2:28	24 - 17
4th	07:10	Baggett, Andrew 41 yd field goal	8	16	2:14	27 - 20
UConn						
1st	07:44	Green, Clarence safety	NA	NA	NA	0 - 2
3rd	05:03	Mauk, Maty 2 yd run (Baggett, Andrew kick)	15	68	6:34	6 - 9
at Kentucky						
1st	03:49	Moore, J'Mon 17 yd pass from Mauk, Maty (Baggett, Andrew kick)	13	80	6:06	7 - 0
3rd	06:04	Baggett, Andrew 39 yd field goal	7	36	2:37	10 - 7
4th	03:00	Baggett, Andrew 24 yd field goal	12	68	3:15	13 - 21
vs. South Carolina						
1st	07:19	Brown, Nate 8 yd pass from Lock, Drew (Baggett, Andrew kick)	11	51	4:09	0 - 7
2nd	13:42	Baggett, Andrew 21 yd field goal	11	72	3:29	3 - 10
	04:48	Brown, Nate 9 yd pass from Lock, Drew (Baggett, Andrew kick)	1	65	4:32	10 - 17
3rd	03:36	Witter, Ish 1 yd run (Baggett, Andrew kick)	7	31	2:41	10 - 24
vs. Florida						
1st	07:33	Baggett, Andrew 21 yd field goal	7	62	1:58	7 - 3
at Georgia						
at Vanderbilt						
vs. Mississippi State						
vs. BYU						
vs. Tennessee						

2015 SEASON HONORS

EVAN BOEHM // C // SR

Preseason
 All-SEC Third Team (AP)
 All-SEC Third Team (Coaches)
 Rimington Watch List
 Outland Watch List

KENTRELL BROTHERS // LB // SR

Preseason
 All-SEC Second Team (Coaches)
 All-SEC Third Team (AP)
 Bednarik Award Watch List
 Nagurski Award Watch List
 Butkus Award Watch List
 SEC Defensive Player of the Week (9/14)

RUSSELL HANSBROUGH // RB // SR

Preseason
 All-SEC Third Team (Coaches)
 Maxwell Award Watch List
 Doak Walker Award Watch List
 Earl Campbell Tyler Rose Award Watch List

MATY MAUK // QB // RS-JR

Preseason
 All-SEC Second Team (Coaches)
 Maxwell Award Watch List
 Manning Award Watch List

GARY PINKEL // HEAD COACH

Preseason
 Dodd Trophy Watch List

MIZZOU'S 2015 OPPONENTS

SEMO (2-4)

Date	Opponent	Score/Time
Sept. 5	@ Mizzou	L, 34-3
Sept. 12	Southern Illinois	W, 27-24
Sept. 19	@ Indiana State	L, 29-28
Sept. 26	Shorter	L, 26-21
Oct. 3	Murray State	W, 27-10
Oct. 10	@ E. Illinois	L, 33-28
Oct. 17	E. Kentucky	1 p.m.
Oct. 24	OPEN	
Oct. 31	Tennessee Tech	1 p.m.
Nov. 7	@ Austin Peay	4 p.m.
Nov. 14	@ Jacksonville St.	1 p.m.
Nov. 21	UT Martin	1 p.m.

ARKANSAS STATE (2-3)

Date	Opponent	Score/Time
Sept. 5	@ USC	L, 55-6
Sept. 12	Mizzou	L, 27-20
Sept. 19	vs. Missouri State	W, 70-7
Sept. 26	@ Toledo	L, 37-7
Oct. 3	vs. Idaho	W, 49-35
Oct. 13	@ South Alabama	7 p.m.
Oct. 20	vs. Louisiana-Lafayette	7 p.m.
Oct. 31	vs. Georgia State	TBD
Nov. 5	@ Appalachian State	6:30 p.m.
Nov. 14	at UL-Monroe	2 p.m.
Nov. 21	OPEN	
Nov. 28	at New Mexico State	TBD
Dec. 5	vs. Texas State	TBD

UCONN (3-3)

Date	Opponent	Score/Time
Sept. 3	Villanova	W, 20-15
Sept. 12	Army	W, 22-17
Sept. 19	@ Mizzou	L, 9-6
Sept. 26	vs. Navy	L, 28-18
Oct. 2	@ BYU	L, 30-13
Oct. 10	@ UCF	W, 40-13
Oct. 17	vs. USF	TBD
Oct. 24	@ Cincinnati	TBD
Oct. 30	vs. ECU	6 p.m.
Nov. 7	@ Tulane	TBD
Nov. 14	OPEN	
Nov. 21	vs. Houston	TBD
Nov. 28	@ Temple	TBD

KENTUCKY (4-1)

Date	Opponent	Score/Time
Sept. 5	Louisiana-Lafayette	W, 40-33
Sept. 12	@ South Carolina	W, 26-22
Sept. 19	Florida	L, 14-9
Sept. 26	Mizzou	W, 21-13
Oct. 3	E. Kentucky	W, 34-27 (OT)
Oct. 15	Auburn	6 p.m.
Oct. 24	@ Mississippi State	TBD
Oct. 31	Tennessee	TBD
Nov. 7	at Georgia	TBD
Nov. 14	@ Vanderbilt	TBD
Nov. 21	Charlotte	TBD
Nov. 28	Louisville	TBD

SOUTH CAROLINA (2-4)

Date	Opponent	Score/Time
Sept. 3	North Carolina	W, 17-13
Sept. 12	Kentucky	L, 26-22
Sept. 19	@ Georgia	L, 52-20
Sept. 26	vs. UCF	W, 31-14
Oct. 3	@ Mizzou	L, 24-10
Oct. 10	VS. LSU	L, 45-24
Oct. 17	vs. Vanderbilt	TBD
Oct. 24	OPEN	
Oct. 31	@ Texas A&M	TBD
Nov. 7	@ Tennessee	TBD
Nov. 14	vs. Florida	TBD
Nov. 21	The Citadel	TBD
Nov. 28	vs. Clemson	TBD

FLORIDA (6-0)

Date	Opponent	Score/Time
Sept. 5	New Mexico State	W, 61-13
Sept. 12	ECU	W, 31-24
Sept. 19	@ Kentucky	W, 14-9
Sept. 26	Tennessee	W, 28-27
Oct. 3	Ole Miss	W, 38-10
Oct. 10	@ Mizzou	W, 21-3
Oct. 17	@ LSU	TBD
Oct. 24	OPEN	
Oct. 31	Georgia	2:30 p.m.
Nov. 7	Vanderbilt	TBD
Nov. 14	@ South Carolina	TBD
Nov. 21	FAU	TBD
Nov. 28	Florida State	TBD

GEORGIA (4-2)

Date	Opponent	Score/Time
Sept. 5	UL-Monroe	W, 51-14
Sept. 12	@ Vanderbilt	W, 31-14
Sept. 19	vs. South Carolina	W, 52-20
Sept. 26	Southern	W, 48-6
Oct. 3	Alabama	L, 38-10
Oct. 10	@ Tennessee	L, 38-31
Oct. 17	Mizzou	6:30 p.m.
Oct. 24	OPEN	
Oct. 31	Florida	2:30 p.m.
Nov. 7	Kentucky	TBD
Nov. 14	@ Auburn	TBD
Nov. 21	Georgia Southern	TBD
Nov. 28	@ Georgia Tech	TBD

VANDERBILT (2-3)

Date	Opponent	Score/Time
Sept. 3	Western Kentucky	L, 14-12
Sept. 12	Georgia	L, 31-14
Sept. 19	vs. Austin Peay	W, 47-7
Sept. 26	@ Ole Miss	L, 27-16
Oct. 3	@ Middle Tennessee	W, 17-13
Oct. 10	OPEN	
Oct. 17	@ South Carolina	TBD
Oct. 24	vs. Mizzou	TBD
Oct. 31	@ Houston	TBD
Nov. 7	@ Florida	TBD
Nov. 14	Kentucky	TBD
Nov. 21	Texas A&M	TBD
Nov. 28	@ Tennessee	TBD

MISSISSIPPI STATE (4-2)

Date	Opponent	Score/Time
Sept. 5	@ Southern Miss	W, 34-16
Sept. 12	LSU	L, 21-19
Sept. 19	Northwestern State	W, 62-13
Sept. 26	@ Auburn	W, 17-9
Oct. 3	@ Texas A&M	L, 30-17
Oct. 10	Troy	W, 45-17
Oct. 17	LA Tech	TBD
Oct. 24	Kentucky	TBD
Oct. 31	OPEN	
Nov. 5	@ Mizzou	8 p.m.
Nov. 14	Alabama	TBD
Nov. 21	@ Arkansas	TBD
Nov. 28	Ole Miss	TBD

BYU (4-2)

Date	Opponent	Score/Time
Sept. 5	@ Nebraska	W, 33-28
Sept. 12	Boise State	W, 35-24
Sept. 19	@ UCLA	L, 24-23
Sept. 26	@ Michigan	L, 31-0
Oct. 2	UConn	W, 30-13
Oct. 10	ECU	W, 45-38
Oct. 16	Cincinnati	7 p.m.
Oct. 24	Wagner	2 p.m.
Oct. 31	OPEN	
Nov. 6	@ San Jose State	10:30 p.m.
Nov. 14	Mizzou (Kansas City)	TBD
Nov. 21	Fresno State	TBD
Nov. 28	at Utah State	2:30 p.m.

TENNESSEE (3-3)

Date	Opponent	Score/Time
Sept. 5	Bowling Green	W, 59-20
Sept. 12	Oklahoma	L, 31-24 (2 OT)
Sept. 19	W. Carolina	W, 55-10
Sept. 26	@ Florida	L, 28-27
Oct. 3	Arkansas	L, 24-20
Oct. 10	Georgia	W, 38-31
Oct. 17	OPEN	
Oct. 24	@ Alabama	TBD
Oct. 31	@ Kentucky	TBD
Nov. 7	South Carolina	TBD
Nov. 14	North Texas	TBD
Nov. 21	@ Mizzou	TBD
Nov. 28	vs. Vanderbilt	TBD

ARKANSAS (2-4)

Date	Opponent	Score/Time
Sept. 5	UTEP	W, 48-13
Sept. 12	Toledo	L, 16-12
Sept. 19	Texas Tech	L, 35-24
Sept. 26	Texas A&M	L, 28-21 (OT)
Oct. 3	@ Tennessee	W, 24-20
Oct. 10	@ Alabama	L, 27-14
Oct. 17	OPEN	
Oct. 24	Auburn	TBD
Oct. 31	UT Martin	TBD
Nov. 7	@ Ole Miss	TBD
Nov. 14	@ LSU	TBD
Nov. 21	Mississippi State	TBD
Nov. 28	Mizzou	1:30 p.m.



EASTERN DIVISION

Team	SEC	Pct.	Overall	Pct.
Florida	4-0	1.000	6-0	1.000
Kentucky	2-1	.667	4-1	.800
Georgia	2-2	.500	4-2	.667
Missouri	1-2	.333	4-2	.667
Tennessee	1-2	.333	3-3	.500
Vanderbilt	0-2	.000	2-3	.400
South Carolina	0-4	.000	2-4	.333

WESTERN DIVISION

Team	SEC	Pct.	Overall	Pct.
LSU	3-0	1.000	5-0	1.000
Texas A&M	2-0	1.000	5-0	1.000
Alabama	2-1	.667	5-1	.833
Ole Miss	2-1	.667	5-1	.833
Arkansas	1-2	.333	2-4	.333
Mississippi St.	1-2	.333	3-3	.500
Auburn	0-2	.000	3-2	.500

MIZZOU ALL-TIME VS. 2015 OPP.

Team	W	L	T	Pct.
SEMO	3	0	0	1.000
Arkansas St.	4	0	0	1.000
UConn	1	0	0	1.000
Kentucky	3	3	0	.500
South Carolina	4	2	0	.667
Florida	3	2	0	.600
Georgia	1	3	0	.250
Vanderbilt	4	2	1	.643
Mississippi St.	2	0	0	1.000
BYU	0	1	0	.000
Tennessee	3	0	0	1.000
Arkansas	4	2	0	.667
Total:	32	15	1	.677
vs. SEC:	24	14	1	.628

ROSTER/PRONUNCIATION GUIDE

#	Name	Pos.	Ht.	Wt.	Yr.	Hometown	High School (Previous)
1	Anthony Hines	DB	6-1	190	So.	South San Francisco, Calif.	El Camino/Coll. of San Mateo
1	Marvin Zanders	QB	6-1	185	RSFr.	Jacksonville, Fla.	Raines
2	Nate Brown	WR	6-3	205	So.	Suwanee, Ga.	North Gwinnett
3	Cortland Browning	S	6-1	205	Sr.	Tyler, Texas	Lee
3	Luke Jackson	PK	6-1	185	So.	Pensacola, Fla.	West
3	Drew Lock	QB	6-4	205	Fr.	Lee's Summit, Mo.	Lee's Summit
4	Brandon Lee	LB	6-2	220	RSFr.	Indianapolis, Ind.	Lawrence Central
4	Ryan Williams	TB	6-0	180	Fr.	Lee's Summit, Mo.	West
5	Marquise Doherty	TB	6-1	205	Fr.	Kansas City, Mo.	Winnetonka
5	John Gibson	DB	6-0	190	Jr.	Missouri City, Texas	Marshall
6	J'Mon Moore	WR	6-3	190	So.	Missouri City, Texas	Elkins
6	Tavon Ross	S	6-0	200	RSFr.	Cochran, Ga.	Bleckley County
7	Kenya Dennis	DB	5-11	200	Sr.	Leland, Miss.	Hind CC
7	Maty Mauk	QB	6-0	195	Jr.	Kenton, Ohio	
8	Justin Smith	WR	6-7	200	Fr.	Dublin, Ga.	West Laurens
8	Thomas Wilson	S	5-10	190	So.	Suwanee, Ga.	Buford
9	Eddie Printz	QB	6-3	205	So.	Marietta, Ga.	Lassiter
9	T.J. Warren	DB	5-11	190	Fr.	Conyers, Ga.	Rockdale County
10	Kentrell Brothers	LB	6-1	235	Sr.	Guthrie, Okla.	Guthrie
10	Jason Reese	TE	6-5	250	So.	Euleus, Texas	Trinity
11	Kendall Blanton	TE	6-6	250	RSFr.	Blue Springs, Mo.	South
11	Aaron Penton	DB	5-10	190	Jr.	St. Louis, Mo.	Christian Brothers
12	Tanner Hull	WR	6-0	220	So.	Kansas City, Mo.	O'Hara
12	Johnathon Johnson	WR	5-10	175	Fr.	Memphis, Tenn.	Melrose
12	Dominic Nelson	S	6-0	185	Jr.	Florissant, Mo.	Florissant
13	Corbin Berkstresser	QB	6-3	210	Sr.	Lee's Summit, Mo.	Lee's Summit
13	Spencer Williams	DL	6-3	245	RSFr.	Jacksonville, Fla.	First Coast
14	Ray Wingo	WR	5-11	180	RSFr.	St. Louis, Mo.	St. Louis University High
15	Keyon Dilosa	WR	6-3	200	RSFr.	Round Rock, Texas	Round Rock
15	Grant Jones	LB	6-3	225	RSFr.	Columbia, Mo.	Hickman
16	Brock Bondurant	S	6-2	215	Jr.	Memphis, Mo.	Scotland Co. R-1
16	Marcell Frazier	DL	6-5	265	Jr.	Portland, Ore.	Douglas/College of Siskiyous
16	Thomas Richard	WR	6-1	190	RSFr.	Nashville, Tenn.	Christ Presbyterian
17	DeSean Blair	WR	6-3	190	RSFr.	Jacksonville, Fla.	Sandalwood
18	Wesley Leftwich	WR	6-1	205	Sr.	Columbia, Mo.	Hickman
18	Josh Moore	DL	6-5	260	Fr.	Olathe, Kan.	North
19	Oke Akushe	WR	5-10	185	So.	St. Louis, Mo.	McCluer North
19	Ronnell Perkins	S	6-0	185	Fr.	St. Louis, Mo.	University City
20	Trevon Walters	TB	5-10	200	RSFr.	Bradenton, Fla.	Manatee
21	Ian Simon	S	6-0	195	Sr.	Mansfield, Texas	Legacy
21	Ish Witter	TB	5-10	190	So.	Tampa, Fla.	Alonso
22	Anthony Sherrils	DB	6-0	190	So.	Kansas City, Mo.	Hogan Prep
24	Terez Hall	LB	6-2	215	Fr.	Lithonia, Ga.	King
25	Donavin Newsom	LB	6-2	230	Jr.	St. Louis, Mo.	Parkway North
26	Jake Brents	WR	6-3	205	Jr.	Springfield, Mo.	Kickapoo
26	Corey Fatony	P	5-11	185	Fr.	Franklin, Tenn.	Franklin
28	Logan Cheadle	DB	5-10	180	So.	Lee's Summit, Mo.	West
28	Steven Spadarotto	WR	6-2	185	Fr.	Santa Maria, Calif.	Righetti
29	DeAndre McKenzie	DB	6-1	195	Sr.	Lee's Summit, Mo.	(Lee's Summit/Mo. Southern
30	Michael Scherer	LB	6-3	230	Jr.	St. Louis, Mo.	Country Day
31	Finis Stribling IV	DB	5-11	175	RSFr.	Thompson's Station, Tenn.	Independence
32	Russell Hansbrough	TB	5-9	195	Sr.	Arlington, Texas	Bowie
33	Cam Hilton	S	6-0	180	Fr.	St. Louis, Mo.	Webster Groves
34	Joey Burkett	LB	6-2	210	So.	Jefferson City, Mo.	Jefferson City
35	Tyler Hunt	TB	5-11	210	Sr.	Huntsville, Mo.	Westran
35	Zane Jacoby	S	6-4	205	Fr.	Huntsville, Mo.	Westran
36	Isaiah Pierre	S	5-9	165	RSFr.	Hollywood, Fla.	Hollywood Hills
36	Morgan Steward	TB	6-0	210	Jr.	Kansas City, Mo.	Staley
38	Eric Beisel	LB	6-3	225	So.	Fenton, Mo.	Rockwood Summit
39	Chase Abbington	TB	6-2	215	Jr.	St. Louis, Mo.	Ft. Zumwalt South/Hutchinson CC
39	Justin Piazza	LB	6-0	205	Jr.	St. Petersburg, Fla.	Catholic
40	Clarence Green	LB	6-0	220	Sr.	Clute, Texas	Brazoswood
40	Andrew Stevens	TB	5-9	195	Jr.	St. Louis, Mo.	Eureka
41	Eric Laurent	WR	6-2	215	Jr.	Ballwin, Mo.	Parkway South
41	Faheem Williams	S	5-11	190	RSFr.	Overbrook, Pa.	Prep Charter
43	Christian Geen	TE	6-1	220	So.	Columbia, Mo.	Hickman
45	Franklin Agbasimere	LB	6-2	220	Fr.	Lagos, Nigeria	Montverde [Fla.] Academy
45	Nick Rhone	WR	5-10	200	So.	Beaumont, Texas	Central
46	Trei Walton	DB	5-10	190	Sr.	Northville, Mich.	Northville/Northwood Univ.
48	Roderick Winters	LB	5-11	225	RSFr.	Arlington, Texas	Bowie
49	Ferrod Gardner	LB	6-2	200	Fr.	Dayton, Ohio	Trotwood-Madison
50	Jacob Trump	LB	6-3	225	Fr.	Kahoka, Mo.	Clark County
51	Ed Cruz	DL	6-2	230	So.	Park Hill, Mo.	Central
52	Jordan Hill	OL	6-2	270	Sr.	Lee's Summit, Mo.	North

ALPHABETICAL

No.	Name	Pos.
39	Chase Abbington	TB
57	Alec Abeln	OL
64	Paul Adams	OL
91	Turner Adams	PK
45	Franklin Agbasimere	LB
19	Oke Akushe	WR
97	Josh Augusta	DL
99	Andrew Baggett	PK
56	Sam Bailey	OL
98	Dayton Balvanz	P
78	Andy Bauer	OL
79	Terry Beckner, Jr.	DL
38	Eric Beisel	LB
13	Corbin Berkstresser	QB
17	DeSean Blair	WR
11	Kendall Blanton	TE
77	Evan Boehm	OL
16	Brock Bondurant	S
56	Walter Brady	DL
90	Harold Brantley	DL
26	Jake Brents	WR
10	Kentrell Brothers	LB
2	Nate Brown	WR
3	Cortland Browning	S
34	Joey Burkett	LB
93	Andrew Carr	PK
59	Jeffrey Cathey	WR
62	Taylor Chappell	OL
28	Logan Cheadle	DB
90	Nick Coffman	PK
46	Shaun Conway	TB
55	Nate Crawford	OL
51	Ed Cruz	DL
70	Malik Cuellar	OL
80	Sean Culkin	TE
7	Kenya Dennis	DB
15	Keyon Dilosa	WR
5	Marquise Doherty	TB
67	Jonah Dubinski	OL
82	Clayton Echard	TE
24	John Eierman	WR
68	Mike Fairchild	OL
26	Corey Fatony	P
85	Richaud Floyd	WR
16	Marcell Frazier	DL
49	Ferrod Gardner	LB
43	Christian Geen	TE
5	John Gibson	DB
40	Clarence Green	LB
76	Thomas Grossman	OL
84	Emanuel Hall	WR
73	Mitch Hall	OL
24	Terez Hall	LB
89	Tyler Hanneke	DL
32	Russell Hansbrough	TB
87	Jordan Harold	DL
69	A.J. Harris	OL
91	Charles Harris	DL
95	Rickey Hatley	DL
52	Jordan Hill	OL
33	Cam Hilton	S
1	Anthony Hines	DB
88	Nate Howard	DL
12	Tanner Hull	WR
35	Tyler Hunt	TB
86	Jake Hurrell	OL
3	Luke Jackson	PK
94	Tyrell Jacobs	DL
35	Zane Jacoby	S
12	Johnathon Johnson	WR
15	Grant Jones	LB
75	Max Kavy	OL
89	Brian Kurz	TE
41	Eric Laurent	WR
4	Brandon Lee	LB
18	Wesley Leftwich	WR
3	Drew Lock	QB
96	A.J. Logan	DL

#	Name	Pos.	Ht.	Wt.	Yr.	Hometown	High School (Previous)
52	Eddie Serrano	DE	6-3	235	So.	Niles, Ill.	Notre Dame Prep
53	Christian Williams	LB	6-0	235	Jr.	Lake Ozark, Mo.	School of the Osage
54	Nick Monaghan	OL	6-2	245	Sr.	Darien, Ill.	Downer's Grove South
55	Nate Crawford	OL	6-5	300	So.	Pensacola, Fla.	West
56	Sam Bailey	OL	6-5	280	RSFr.	Lamar, Mo.	Lamar
56	Walter Brady	DL	6-3	255	RSFr.	Florence, Ala.	Florence
57	Alec Abeln	OL	6-3	290	So.	St. Louis, Mo.	University HS
58	Nick Skalak	OL	6-5	290	Fr.	Irving, Texas	Cistercian
59	Jeffrey Cathey	WR	6-2	185	So.	Little Rock, Ark.	Catholic
60	Connor McGovern	OL	6-4	305	Sr.	Fargo, N.D.	Shanley
61	Adam Roland	OL	6-3	315	RSFr.	St. Louis, Mo.	Oakville
62	Taylor Chappell	OL	6-5	305	Sr.	Canadian, Texas	Canadian
63	Brad McNulty	OL	6-4	305	Sr.	Allen, Texas	Allen
64	Paul Adams	OL	6-6	290	RSFr.	Nashville, Tenn.	Christ Presbyterian
65	Tanner Owen	OL	6-5	280	Fr.	Kearney, Mo.	Kearney
66	Adam Ploudre	OL	6-4	295	So.	Ballwin, Mo.	Marquette HS
67	Jonah Dubinski	OL	6-2	275	Fr.	Columbia, Mo.	Rock Bridge
68	Mike Fairchild	OL	6-5	295	RSFr.	Overland Park, Kan.	Blue Valley West
69	A.J. Harris	OL	6-4	285	Fr.	Stilwell, Kan.	Blue Valley
70	Malik Cuellar	OL	6-5	300	Jr.	Fortuna, Calif.	CC of San Francisco
71	Kevin Pendleton	OL	6-4	315	RSFr.	Lee's Summit, Mo.	West
72	Clay Rhodes	OL	6-5	290	So.	Stilwell, Kan.	Blue Valley
73	Mitch Hall	OL	6-5	310	Sr.	Russellville, Ark.	Ole Miss
74	Blake Wilbers	OL	6-2	270	Fr.	Wardsville, Mo.	Helias
75	Max Kavy	OL	6-3	285	Fr.	St. Louis, Mo.	St. Louis University High
76	Thomas Grossman	OL	6-3	260	Fr.	St. Louis, Mo.	Chaminade
77	Evan Boehm	OL	6-3	310	Sr.	Lee's Summit, Mo.	(West)
78	Andy Bauer	OL	6-3	310	RSFr.	St. Louis, Mo.	DeSmet
79	Terry Beckner, Jr.	DL	6-4	300	Fr.	East St. Louis, Ill.	East St. Louis
80	Sean Culkin	TE	6-6	245	Jr.	Indian Rocks Beach, Fla.	Christian
81	Harley Whitehouse	OL	6-0	210	Fr.	St. Louis, Mo.	Parkway Central
82	Clayton Echard	TE	6-5	260	Sr.	Eureka, Mo.	Eureka
84	Emanuel Hall	WR	6-3	200	Fr.	Franklin, Tenn.	Centennial
85	Richaud Floyd	WR	5-11	165	Fr.	Gulfport, Miss.	Gulfport
86	Jake Hurrell	OL	6-3	235	Jr.	Saint Peters, Mo.	Francis Howell North
87	Jordan Harold	DL	6-2	245	So.	St. Louis, Mo.	McCluer North
88	Nate Howard	DL	6-4	235	Fr.	St. Louis, Mo.	Watkins
89	Tyler Hanneke	DL	6-4	250	Jr.	St. Charles, Mo.	West
89	Brian Kurz	TE	6-4	230	So.	Vandalia, Mo.	Van-Far
90	Harold Brantley	DL	6-3	280	Jr.	Hershey, Pa.	Hershey
90	Nick Coffman	PK	5-11	175	Jr.	Missouri City, Texas	Elkins
91	Turner Adams	PK	6-0	195	So.	Springfield, Mo.	Kickapoo
91	Charles Harris	DL	6-3	255	So.	Kansas City, Mo.	Lincoln Prep
93	Andrew Carr	PK	6-1	175	Fr.	Cameron, Mo.	Cameron
94	Tyrell Jacobs	DL	6-4	265	Fr.	Kenner, La.	Rummel
95	Rickey Hatley	DL	6-4	300	Jr.	Atlanta, Texas	Atlanta
96	A.J. Logan	DL	6-2	300	So.	Columbia, Mo.	Rock Bridge
97	Josh Augusta	DL	6-4	345	Jr.	Peoria, Ill.	Peroia
98	Dayton Balvanz	P	6-5	200	Jr.	Eldora, Iowa	South Hardin HS/Ellsworth CC
98	Rocel McWilliams	DL	6-2	240	RSFr.	Pensacola, Fla.	West
99	Andrew Baggett	K	6-1	215	Sr.	Lee's Summit, Mo.	North

ALPHABETICAL		
No.	Name	Pos.
7	Maty Mauk	QB
60	Connor McGovern	OL
29	DeAndre McKenzie	DB
63	Brad McNulty	OL
98	Rocel McWilliams	DL
54	Nick Monaghan	OL
6	J'Mon Moore	WR
18	Josh Moore	DL
12	Dominic Nelson	S
25	Donavin Newsom	LB
65	Tanner Owen	OL
71	Kevin Pendleton	OL
11	Aarion Penton	DB
19	Ronnell Perkins	S
39	Justin Piazza	LB
36	Isaiah Pierre	S
66	Adam Ploudre	OL
9	Eddie Printz	QB
10	Jason Reese	TE
72	Clay Rhodes	OL
45	Nick Rhone	WR
16	Thomas Richard	WR
61	Adam Roland	OL
6	Tavon Ross	S
30	Michael Scherer	LB
52	Eddie Serrano	DE
22	Anthony Sherrills	DB
21	Ian Simon	S
58	Nick Skalak	OL
8	Justin Smith	WR
28	Steven Spadarotto	WR
40	Andrew Stevens	TB
36	Morgan Steward	TB
31	Finis Stribling IV	DB
50	Jacob Trump	LB
20	Trevon Walters	TB
46	Trei Walton	DB
9	T.J. Warren	DB
81	Harley Whitehouse	OL
74	Blake Wilbers	OL
53	Christian Williams	LB
41	Faheem Williams	S
4	Ryan Williams	TB
13	Spencer Williams	DL
8	Thomas Wilson	S
14	Ray Wingo	WR
48	Roderick Winters	LB
21	Ish Witter	TB
1	Marvin Zanders	QB

PRO-NUN-SEE-AY-SHUN GUIDE

PLAYERS	PLAY - urz
Alec ABELN	ABE - linn
Franklin AGBASIMERE	ag - BAZZ - uh - meer
Dayton BALVANZ	BAL - vanz
Eric BEISEL	BUY - zul
DeSEAN Blair	duh - SHAWN
Evan BOEHM	BAY - m
Joey BURKETT	BURK - it
Taylor CHAPPELL	CHAP - ul
Logan CHEADLE	CHEE - dull
MALIK CUELLAR	muh - LEEK / KWAY - lar
Keyon DILOSA	dih - LOW - suh
MARQUISE DOHERTY	mar - KEECE / DOE - ur - tee
Clayton ECHARD	ECK - urd
Cory FATONY	fuh - TOE - nee
RICHAUD Floyd	rish - ODD
FERROD Gardner	fuh - ROD
Tyler HANNEKE	HAN - uh - kee
Jake HURRELL	HURL

Zane JACOBY	juh - COE - bee
Eric LAURENT	lore - RENT
MATY MAUK	MATT - ee / MOCK
ROCEL McWilliams	ROCK - cell
J'MON Moore	JAY - mon
AARION Penton	AIR - ee - on
RONNELL Perkins	ron - NELL
Adam PLOUDRE	PLUE - dray
Thomas RICHARD	rish - ARD
TAVON Ross	TAY - von
Michael SCHERER	SHEER
Eddie SERRANO	suh - RON - oh
IAN Simon	EEE - un
Nick SKALAK	SKAL - uk
FINIS STRIBLING	FINE - iss / STRIH - bling
TREVON Walters	TRAY - von

COACHES	KOE - chuz
Gary PINKEL	PINK - ul
Barry ODOM	OWE - dum
Craig KULIGOWSKI	kool - ih - GOW - skee
HOMETOWNS	HOHMTOWNZ
Fortuna	FORE-tuna
Kearney	CAR-knee
Olathe	OH-lay-thuh
Suwanee	sue-WHA-knee
Leland	LEE-lund
Clute	rhymes with flute
STADIUM	STAY-dee-um
Faurot	FUH-roe



MIZZOU[®]

DEPTH CHART

As of
Oct. 12,
2015



OFFENSE

LT	60	Connor McGovern	6-4	305	Sr.	3L
	70	Malik Cuellar	6-5	300	Jr.	
LG	63	Brad McNulty	6-4	305	Sr.	3L
	57	Alec Abeln	6-3	290	So.	
C	77	Evan Boehm	6-3	310	Sr.	3L
	56	Sam Bailey	6-5	280	RSFr.	
RG	73	Mitch Hall	6-5	310	Sr.	2L
	71	Kevin Pendleton	6-4	315	RSFr.	
RT	55	Nate Crawford	6-5	310	So.	
	62	Taylor Chappell	6-5	305	RSSr.	1L
	64	Paul Adams	6-6	290	RSFr.	
TE	82	Clayton Echard	6-5	260	Sr.	2L -OR-
	10	Jason Reese	6-5	250	So.	1L
	11	Kendall Blanton	6-6	250	RSFr.	
QB	3	Drew Lock	6-4	205	Fr.	
	9	Eddie Printz	6-3	205	So.	-OR-
	1	Marvin Zanders	6-1	185	RSFr.	
TB	32	Russell Hansbrough	5-9	195	Sr.	3L
	21	Ish Witter	5-10	190	So.	1L
	35	Tyler Hunt	5-11	210	Sr.	2L
	39	Chase Abbington	6-2	215	RSSo.	
X	6	J'Mon Moore	6-3	190	So.	1L
	84	Emanuel Hall	6-3	200	Fr.	-OR-
	17	DeSean Blair	6-3	190	RSFr.	
H	2	Nate Brown	6-3	205	So.	1L
	33	Cam Hilton	6-0	180	Fr.	-OR-
	14	Ray Wingo	5-11	180	RSFr.	
Z	18	Wesley Leftwich	6-1	205	Sr.	1L
	15	Keyon Dilosa	6-3	200	RSFr.	
	41	Eric Laurent	6-2	215	Jr.	

DEFENSE

DE	56	Walter Brady	6-3	255	RSFr.
	16	Marcell Frazier	6-5	265	RSSo.
DT	97	Josh Augusta	6-4	345	Jr. 2L
	79	Terry Beckner, Jr.	6-4	300	Fr.
NG	95	Rickey Hatley	6-4	300	Jr. 2L
	96	A.J. Logan	6-2	310	So.
	18	Josh Moore	6-5	280	Fr.
DE	91	Charles Harris	6-3	255	So. 1L
	88	Nate Howard	6-4	240	Fr.
	13	Spencer Williams	6-3	245	RSFr.
W	10	Kentrell Brothers	6-1	235	Sr. 3L
	34	Joey Burkett	6-2	210	So. 1L
M	30	Michael Scherer	6-3	230	Jr. 2L
	4	Brandon Lee	6-2	220	RSFr.
S	25	Donavin Newsom	6-2	230	Jr. 2L
	40	Clarence Green	6-0	220	Sr. 2L
	24	Terez Hall	6-2	215	Fr.
CB	7	Kenya Dennis	5-11	200	Sr. 1L
	5	John Gibson	6-0	190	Jr. 2L
CB	11	Aarion Penton	5-10	190	Jr. 2L
	28	Logan Cheadle	5-10	180	So. 1L
SS	1	Anthony Hines	6-1	190	So.
	22	Anthony Sherrills	6-0	190	So. 1L
	8	Thomas Wilson	5-10	190	So. 1L
FS	21	Ian Simon	6-0	195	Sr. 3L
	3	Cortland Browning	6-1	205	RSSr.
	6	Tavon Ross	6-0	200	RSFr.

SPECIAL TEAMS

PK	99	Andrew Baggett	6-1	215	Sr.	3L
	90	Nick Coffman	5-11	175	Jr.	
H	9	Eddie Printz	6-3	205	So.	
	41	Eric Laurent	6-2	215	Jr.	
LS	86	Jake Hurrell	6-3	235	Jr.	2L
	54	Nick Monaghan	6-2	245	Sr.	
KO	26	Corey Fatony	5-11	185	Fr.	-OR-
	99	Andrew Baggett	6-1	215	Sr.	3L
KR	5	John Gibson	6-0	190	Jr.	2L
	31	Finis Stribling IV	5-11	175	RSFr.	
	14	Ray Wingo	5-11	180	RSFr.	

P	26	Corey Fatony	5-11	185	Fr.
	98	Dayton Balvanz	6-5	200	JR.
PR	33	Cam Hilton	6-1	180	Fr.
	11	Aarion Penton	5-10	190	Jr. 2L

INJURY REPORT

90	Harold Brantley (DT)	6-3	280	Jr.	OUT-season
36	Morgan Steward (RB)	6-0	210	Jr.	OUT-season
20	Trevon Walters (TB)	5-10	200	RSFr.	OUT
80	Sean Culkin (TE)	6-6	245	Jr.	Quest.

2015 Mizzou Football
Mizzou Combined Team Statistics (as of Oct 10, 2015)
All games

Date	Opponent	Score	Att.
Sep 05, 2015	SOUTHEAST MISSOURI	W 34-3	64670
Sep 12, 2015	at Arkansas State	W 27-20	29143
Sep 19, 2015	UCONN	W 9-6	70079
* Sep 26, 2015	at Kentucky	L 13-21	58008
* Oct 03, 2015	SOUTH CAROLINA	W 24-10	66751
* Oct 10, 2015	#11 FLORIDA	L 3-21	70767

Record:	Overall	Home	Away	Neutral
All games	4-2	3-1	1-1	0-0
Conference	1-2	1-1	0-1	0-0
Non-Conference	3-0	2-0	1-0	0-0

Team Statistics	MIZ	OPP
FIRST DOWNS	108	97
Rushing	46	44
Passing	49	45
Penalty	13	8
RUSHING YARDAGE	703	676
Rushing Attempts	202	236
Average Per Rush	3.5	2.9
Average Per Game	117.2	112.7
TDs Rushing	2	4
PASSING YARDAGE	1166	979
Comp-Att-Int	109-202-7	102-170-7
Average Per Pass	5.8	5.8
Average Per Catch	10.7	9.6
Average Per Game	194.3	163.2
TDs Passing	9	5
TOTAL OFFENSE	1869	1655
Average Per Play	4.6	4.1
Average Per Game	311.5	275.8
KICK RETURNS: #-Yards	14-214	11-298
PUNT RETURNS: #-Yards	15-103	7-28
INT RETURNS: #-Yards	7-117	7-123
FUMBLES-LOST	7-1	8-2
PENALTIES-Yards	30-256	41-424
PUNTS-AVG	38-43.7	45-39.6
TIME OF POSSESSION/Game	28:08	31:52
3RD-DOWN Conversions	31/87	33/93
4TH-DOWN Conversions	2/6	4/7

Rushing	gp	att	gain	loss	net	avg	td	lg	avg/g
Witter, Ish	6	81	351	27	324	4.0	1	27	54.0
Hansbrough, R.	5	33	174	8	166	5.0	0	26	33.2
Mauk, Maty	4	36	179	34	145	4.0	1	24	36.2
Hunt, Tyler	6	14	54	0	54	3.9	0	11	9.0
Abbingtion, C.	5	6	40	1	39	6.5	0	12	7.8
Steward, Morgan	3	10	21	3	18	1.8	0	6	6.0
Total	6	202	852	149	703	3.5	2	27	117.2
Opponents	6	236	879	203	676	2.9	4	29	112.7

Passing	gp	effic	comp-att-int	pct	yds	td	lg	avg/g
Mauk, Maty	4	112.49	57-110-4	51.8	654	6	51	163.5
Lock, Drew	6	107.51	52-92-3	56.5	512	3	78	85.3
Total	6	110.22	109-202-7	54.0	1166	9	78	194.3
Opponents	6	109.84	102-170-7	60.0	979	5	35	163.2

Receiving	gp	no.	yds	avg	td	lg	avg/g
Brown, Nate	6	18	200	11.1	4	25	33.3
Moore, J'Mon	6	16	205	12.8	2	32	34.2
Culkin, Sean	4	12	101	8.4	1	21	25.2
Leftwich, W.	5	11	140	12.7	1	32	28.0
Reese, Jason	6	11	101	9.2	0	21	16.8
Witter, Ish	6	11	75	6.8	0	20	12.5
Dilosa, K.	5	7	52	7.4	0	16	10.4
Hansbrough, R.	5	5	17	3.4	0	9	3.4
Hunt, Tyler	6	4	166	41.5	1	78	27.7
Hall, Emanuel	5	3	25	8.3	0	13	5.0
Wingo, Ray	6	3	23	7.7	0	13	3.8
Blair, DeSean	3	2	25	12.5	0	21	8.3
Echard, Clayton	6	2	14	7.0	0	8	2.3
Hilton, Cam	6	1	9	9.0	0	9	1.5
Abbingtion, C.	5	1	5	5.0	0	5	1.0
Total	6	109	1166	10.7	9	78	194.3
Opponents	6	102	979	9.6	5	35	163.2

Interceptions	no.	yds	avg	td	lg
Brothers, K.	2	9	4.5	0	9
Simon, Ian	1	0	0.0	0	0
Sherrils, A.	1	50	50.0	0	50
Dennis, Kenya	1	1	1.0	0	1
Gibson, John	1	35	35.0	0	35
Brady, Walter	1	22	22.0	0	22

Field Goals	fg	pct.	01-19	20-29	30-39	40-49	50-99	lg	blk
Baggett, Andrew	8-10	80.0	0-0	4-4	3-3	1-2	0-1	41	0

Punting	no.	yds	avg	lg	tb	fc	i20	50+	blk
Fatony, Corey	38	1662	43.7	61	3	16	15	11	0

Scoring	td	fg	PAT				dpx	saf	pts
			kick	rush	rcv	pass			
Baggett, Andrew	-	8-10	12-12	-	-	-	-	-	36
Brown, Nate	4	-	-	-	-	-	-	-	24
Moore, J'Mon	2	-	-	-	-	-	-	-	12
Penton, Aarion	1	-	-	-	-	-	-	-	6
Witter, Ish	1	-	-	-	-	-	-	-	6
Hunt, Tyler	1	-	-	-	-	-	-	-	6
Leftwich, W.	1	-	-	-	-	-	-	-	6
Culkin, Sean	1	-	-	-	-	-	-	-	6
Mauk, Maty	1	-	-	-	-	-	-	-	6
Green, Clarence	-	-	-	-	-	-	1	2	2
Total	12	8-10	12-12	-	-	-	1	110	
Opponents	10	4-7	9-10	-	-	-	-	81	

Punt Returns	no.	yds	avg	td	lg
Penton, Aarion	9	82	9.1	1	41
Hilton, Cam	3	12	4.0	0	10
Ross, Tavon	1	-5	-5.0	0	0
Green, Clarence	1	8	8.0	0	0
Brothers, K.	1	6	6.0	0	0
Total	15	103	6.9	1	41
Opponents	7	28	4.0	0	10

Kick Returns	no.	yds	avg	td	lg
Sherrils, A.	8	142	17.8	0	21
Gibson, John	4	47	11.8	0	19
Hilton, Cam	1	13	13.0	0	13
Penton, Aarion	1	12	12.0	0	12
Total	14	214	15.3	0	21
Opponents	11	298	27.1	0	48

Score by Quarters	1st	2nd	3rd	4th	OT	Total
Mizzou	36	20	41	13	0	110
Opponents	23	34	14	10	0	81

All Purpose	g	rush	rcv	pr	kr	ir	total	avg/g
Witter, Ish	6	324	75	0	0	0	399	66.5
Hunt, Tyler	6	54	166	0	0	0	220	36.7
Moore, J'Mon	6	0	205	0	0	0	205	34.2
Brown, Nate	6	0	200	0	0	0	200	33.3
Sherrils, A.	6	0	0	0	142	50	192	32.0
Total	6	703	1166	103	214	117	2303	383.8
Opponents	6	676	979	28	298	123	2104	350.7

Total Offense	g	plays	rush	pass	total	avg/g
Mauk, Maty	4	146	145	654	799	199.8
Lock, Drew	6	106	-33	512	479	79.8
Witter, Ish	6	81	324	0	324	54.0
Hansbrough, R.	5	33	166	0	166	33.2
Hunt, Tyler	6	14	54	0	54	9.0
Total	6	404	703	1166	1869	311.5
Opponents	6	406	676	979	1655	275.8

2015 Mizzou Football
Mizzou Game Results (as of Oct 10, 2015)
All games

Date	Opponent		Score	Overall	Conference	Time	Attend
Sep 05, 2015	SOUTHEAST MISSOURI	W	34-3	1-0	0-0	3:23	64670
Sep 12, 2015	at Arkansas State	W	27-20	2-0	0-0	3:25	29143
Sep 19, 2015	UCONN	W	9-6	3-0	0-0	3:03	70079
* Sep 26, 2015	at Kentucky	L	13-21	3-1	0-1	3:16	58008
* Oct 03, 2015	SOUTH CAROLINA	W	24-10	4-1	1-1	3:21	66751
* Oct 10, 2015	#11 FLORIDA	L	3-21	4-2	1-2	3:21	70767

2015 Mizzou Football
Mizzou Overall Team Statistics (as of Oct 10, 2015)
All games

Team Statistics	MIZ	OPP
SCORING	110	81
Points Per Game	18.3	13.5
Points Off Turnovers	17	26
FIRST DOWNS	108	97
Rushing	46	44
Passing	49	45
Penalty	13	8
RUSHING YARDAGE	703	676
Yards gained rushing	852	879
Yards lost rushing	149	203
Rushing Attempts	202	236
Average Per Rush	3.5	2.9
Average Per Game	117.2	112.7
TDs Rushing	2	4
PASSING YARDAGE	1166	979
Comp-Att-Int	109-202-7	102-170-7
Average Per Pass	5.8	5.8
Average Per Catch	10.7	9.6
Average Per Game	194.3	163.2
TDs Passing	9	5
TOTAL OFFENSE	1869	1655
Total Plays	404	406
Average Per Play	4.6	4.1
Average Per Game	311.5	275.8
KICK RETURNS: #-Yards	14-214	11-298
PUNT RETURNS: #-Yards	15-103	7-28
INT RETURNS: #-Yards	7-117	7-123
KICK RETURN AVERAGE	15.3	27.1
PUNT RETURN AVERAGE	6.9	4.0
INT RETURN AVERAGE	16.7	17.6
FUMBLES-LOST	7-1	8-2
PENALTIES-Yards	30-256	41-424
Average Per Game	42.7	70.7
PUNTS-Yards	38-1662	45-1783
Average Per Punt	43.7	39.6
Net punt average	41.4	37.3
KICKOFFS-Yards	26-1662	20-1249
Average Per Kick	63.9	62.5
Net kick average	39.0	46.8
TIME OF POSSESSION/Game	28:08	31:52
3RD-DOWN Conversions	31/87	33/93
3rd-Down Pct	36%	35%
4TH-DOWN Conversions	2/6	4/7
4th-Down Pct	33%	57%
SACKS BY-Yards	18-95	12-83
MISC YARDS	0	0
TOUCHDOWNS SCORED	12	10
FIELD GOALS-ATTEMPTS	8-10	4-7
ON-SIDE KICKS	0-0	0-1
RED-ZONE SCORES	(12-13) 92%	(13-15) 87%
RED-ZONE TOUCHDOWNS	(6-13) 46%	(9-15) 60%
PAT-ATTEMPTS	(12-12) 100%	(9-10) 90%
ATTENDANCE	272267	87151
Games/Avg Per Game	4/68067	2/43576
Neutral Site Games		0/0

Score by Quarters	1st	2nd	3rd	4th	OT	Total
Mizzou	36	20	41	13	0	110
Opponents	23	34	14	10	0	81

2015 Mizzou Football
Mizzou Overall Individual Statistics (as of Oct 10, 2015)
All games

Rushing	gp	att	gain	loss	net	avg	td	lg	avg/g
Witter, Ish	6	81	351	27	324	4.0	1	27	54.0
Hansbrough, R.	5	33	174	8	166	5.0	0	26	33.2
Mauk, Maty	4	36	179	34	145	4.0	1	24	36.2
Hunt, Tyler	6	14	54	0	54	3.9	0	11	9.0
Abbingtion, C.	5	6	40	1	39	6.5	0	12	7.8
Steward, Morgan	3	10	21	3	18	1.8	0	6	6.0
Team	4	8	0	10	-10	-1.2	0	0	-2.5
Lock, Drew	6	14	33	66	-33	-2.4	0	11	-5.5
Total	6	202	852	149	703	3.5	2	27	117.2
Opponents	6	236	879	203	676	2.9	4	29	112.7

Passing	gp	effic	comp-att-int	pct	yds	td	lg	avg/g
Mauk, Maty	4	112.49	57-110-4	51.8	654	6	51	163.5
Lock, Drew	6	107.51	52-92-3	56.5	512	3	78	85.3
Total	6	110.22	109-202-7	54.0	1166	9	78	194.3
Opponents	6	109.84	102-170-7	60.0	979	5	35	163.2

Receiving	gp	no.	yds	avg	td	lg	avg/g
Brown, Nate	6	18	200	11.1	4	25	33.3
Moore, J'Mon	6	16	205	12.8	2	32	34.2
Culkin, Sean	4	12	101	8.4	1	21	25.2
Leftwich, W.	5	11	140	12.7	1	32	28.0
Reese, Jason	6	11	101	9.2	0	21	16.8
Witter, Ish	6	11	75	6.8	0	20	12.5
Dilosa, K.	5	7	52	7.4	0	16	10.4
Hansbrough, R.	5	5	17	3.4	0	9	3.4
Hunt, Tyler	6	4	166	41.5	1	78	27.7
Hall, Emanuel	5	3	25	8.3	0	13	5.0
Wingo, Ray	6	3	23	7.7	0	13	3.8
Blair, DeSean	3	2	25	12.5	0	21	8.3
Echard, Clayton	6	2	14	7.0	0	8	2.3
Hilton, Cam	6	1	9	9.0	0	9	1.5
Abbingtion, C.	5	1	5	5.0	0	5	1.0
Laurent, Eric	4	1	4	4.0	0	4	1.0
Richard, T.	3	1	4	4.0	0	4	1.3
Total	6	109	1166	10.7	9	78	194.3
Opponents	6	102	979	9.6	5	35	163.2

Punt Returns	no.	yds	avg	td	lg
Penton, Aarion	9	82	9.1	1	41
Hilton, Cam	3	12	4.0	0	10
Brothers, K.	1	6	6.0	0	0
Green, Clarence	1	8	8.0	0	0
Ross, Tavon	1	-5	-5.0	0	0
Total	15	103	6.9	1	41
Opponents	7	28	4.0	0	10

Interceptions	no.	yds	avg	td	lg
Brothers, K.	2	9	4.5	0	9
Dennis, Kenya	1	1	1.0	0	1
Simon, Ian	1	0	0.0	0	0
Gibson, John	1	35	35.0	0	35
Sherrils, A.	1	50	50.0	0	50
Brady, Walter	1	22	22.0	0	22
Total	7	117	16.7	0	50
Opponents	7	123	17.6	1	45

Kick Returns	no.	yds	avg	td	lg
Sherrils, A.	8	142	17.8	0	21
Gibson, John	4	47	11.8	0	19
Hilton, Cam	1	13	13.0	0	13
Penton, Aarion	1	12	12.0	0	12
Total	14	214	15.3	0	21
Opponents	11	298	27.1	0	48

Fumble Returns	no.	yds	avg	td	lg
Total	0	0	0.0	0	0
Opponents	0	0	0.0	0	0

2015 Mizzou Football
Mizzou Overall Individual Statistics (as of Oct 10, 2015)
All games

Scoring	td	fg	PAT				dxp	saf	pts
			kick	rush	rcv	pass			
Baggett, Andrew	-	8-10	12-12	-	-	-	-	-	36
Brown, Nate	4	-	-	-	-	-	-	-	24
Moore, J'Mon	2	-	-	-	-	-	-	-	12
Leftwich, W.	1	-	-	-	-	-	-	-	6
Mauk, Maty	1	-	-	-	-	-	-	-	6
Culkin, Sean	1	-	-	-	-	-	-	-	6
Hunt, Tyler	1	-	-	-	-	-	-	-	6
Witter, Ish	1	-	-	-	-	-	-	-	6
Penton, Aarion	1	-	-	-	-	-	-	-	6
Green, Clarence	-	-	-	-	-	-	1	-	2
Total	12	8-10	12-12	-	-	-	-	1	110
Opponents	10	4-7	9-10	-	-	-	-	-	81

Total Offense	g	plays	rush	pass	total	avg/g
Mauk, Maty	4	146	145	654	799	199.8
Lock, Drew	6	106	-33	512	479	79.8
Witter, Ish	6	81	324	0	324	54.0
Hansbrough, R.	5	33	166	0	166	33.2
Hunt, Tyler	6	14	54	0	54	9.0
Abbingtion, C.	5	6	39	0	39	7.8
Steward, Morgan	3	10	18	0	18	6.0
Team	4	8	-10	0	-10	-2.5
Total	6	404	703	1166	1869	311.5
Opponents	6	406	676	979	1655	275.8

Field Goals	fg	pct.	01-19	20-29	30-39	40-49	50-99	lg	blk
Baggett, Andrew	8-10	80.0	0-0	4-4	3-3	1-2	0-1	41	0

FG Sequence	Mizzou	Opponents
Southeast Missouri	(39),(23)	(35)
Arkansas State	(30),(41)	(20),(40)
UConn	40	49
Kentucky	(39),(24)	-
South Carolina	(21)	(34),44
Florida	(21),53	36

Punting	no.	yds	avg	lg	tb	fc	i20	50+	blk
Fatony, Corey	38	1662	43.7	61	3	16	15	11	0
Total	38	1662	43.7	61	3	16	15	11	0
Opponents	45	1783	39.6	60	0	13	17	11	2

Kickoffs	no.	yds	avg	tb	ob	retn	net	ydln
Fatony, Corey	26	1662	63.9	14	1			
Total	26	1662	63.9	14	1	27.1	39.0	26
Opponents	20	1249	62.5	4	2	15.3	46.8	18

Numbers in (parentheses) indicate field goal was made.

2015 Mizzou Football
Mizzou Overall Individual Statistics (as of Oct 10, 2015)
All games

All Purpose	g	rush	rcv	pr	kr	ir	total	avg/g
Witter, Ish	6	324	75	0	0	0	399	66.5
Hunt, Tyler	6	54	166	0	0	0	220	36.7
Moore, J'Mon	6	0	205	0	0	0	205	34.2
Brown, Nate	6	0	200	0	0	0	200	33.3
Sherrills, A.	6	0	0	0	142	50	192	32.0
Hansbrough, R.	5	166	17	0	0	0	183	36.6
Mauk, Maty	4	145	0	0	0	0	145	36.2
Leftwich, W.	5	0	140	0	0	0	140	28.0
Reese, Jason	6	0	101	0	0	0	101	16.8
Culkin, Sean	4	0	101	0	0	0	101	25.2
Penton, Aarion	6	0	0	82	12	0	94	15.7
Gibson, John	6	0	0	0	47	35	82	13.7
Dilosa, K.	5	0	52	0	0	0	52	10.4
Abbingtion, C.	5	39	5	0	0	0	44	8.8
Hilton, Cam	6	0	9	12	13	0	34	5.7
Hall, Emanuel	5	0	25	0	0	0	25	5.0
Blair, DeSean	3	0	25	0	0	0	25	8.3
Wingo, Ray	6	0	23	0	0	0	23	3.8
Brady, Walter	6	0	0	0	0	22	22	3.7
Steward, Morga	3	18	0	0	0	0	18	6.0
Brothers, K.	6	0	0	6	0	9	15	2.5
Echard, Clayton	6	0	14	0	0	0	14	2.3
Green, Clarence	6	0	0	8	0	0	8	1.3
Richard, T.	3	0	4	0	0	0	4	1.3
Laurent, Eric	4	0	4	0	0	0	4	1.0
Dennis, Kenya	6	0	0	0	0	1	1	0.2
Ross, Tavon	4	0	0	-5	0	0	-5	-1.2
Team	4	-10	0	0	0	0	-10	-2.5
Lock, Drew	6	-33	0	0	0	0	-33	-5.5
Total	6	703	1166	103	214	117	2303	383.8
Opponents	6	676	979	28	298	123	2104	350.7

2015 Mizzou Football
Mizzou Overall Defensive Statistics (as of Oct 10, 2015)
All games

##	Defensive Leaders	gp	Tackles				tfl/yds	Sacks no-yds	Pass defense			Fumbles		blkd	
			ua	a	tot				int-yds	brup	qbh	rcv-yds	ff	kick	saf
1X	Brothers, K.	6	37	37	74	5.5-16	1.5-5	2-9	1	.	.	.	2	.	
30	Scherer, M.	6	23	20	43	5.0-11	.	.	1	
22	Sherrils, A.	6	21	9	30	1.0-1	.	1-50	1	.	1-0	1	.	.	
91	Harris, Charles	6	18	11	29	11.5-46	4.0-23	.	.	4	.	1	.	.	
1Y	Penton, Aarion	6	16	10	26	1.5-6	.	.	5	2	.	1	.	.	
25	Newsom, Donavin	6	15	9	24	5.5-32	2.5-22	.	1	
7X	Dennis, Kenya	6	20	2	22	1.0-10	1.0-10	1-1	1	
40	Green, Clarence	6	10	8	18	0.5-1	1	1	
56	Brady, Walter	6	12	5	17	8.5-41	6.0-32	1-22	.	2	
1Z	Simon, Ian	6	13	4	17	.	.	1-0	3	.	1-0	.	.	.	
95	Hatley, Rickey	6	7	9	16	2.5-5	.	.	.	1	
97	Augusta, Josh	6	8	2	10	4.0-8	.	.	1	2	
79	Beckner, Terry	6	4	6	10	4.0-10	1.0-1	.	1	1	
5	Gibson, John	6	6	3	9	.	.	1-35	2	
6Y	Frazier, M.	6	4	4	8	3.5-17	1.0-5	.	.	2	
34	Burkett, Joey	6	4	4	8	
3X	Browning, C.	5	4	3	7	
96	Logan, A.J.	6	2	5	7	1.0-4	.	.	.	1	.	1	.	.	
28	Cheadle, Logan	5	2	4	6	
88	Howard, Nate	6	3	3	6	1.5-6	.	.	.	1	
8X	Wilson, Thomas	6	3	1	4	0.5-1	
6X	Ross, Tavon	4	1	1	2	
8Y	Moore, Josh	5	2	.	2	
4	Lee, Brandon	5	1	1	2	.	.	.	1	
24	Hall, Terez	6	1	1	2	
3	Lock, Drew	6	1	.	1	
5Y	Jones, Grant	5	.	1	1	
52	Serrano, Eddie	1	.	1	1	
16	Richard, T.	3	1	.	1	
38	Beisel, Eric	6	1	.	1	
80	Culkin, Sean	4	1	.	1	
6Z	Fatony, Corey	6	1	.	1	
TM	Team	4	1	.	1	.	1.0-0	.	.	1	
21	Witter, Ish	6	1	.	1	
Total		6	244	164	408	57-215	18-95	7-117	18	17	2-0	4	3	1	
Opponents		6	213	164	377	41-141	12-83	7-123	27	16	1-0	2	.	.	

2015 Mizzou Football
Mizzou Team Game-by-Game (as of Oct 10, 2015)
All games

TEAM STATISTICS

Date	Opponent	Rushing				Receiving				Passing				Kick Returns				Punt Returns				tot off		
		no.	yds	td	lg	no.	yds	td	lg	cmp	att	int	yds	td	lg	no.	yds	td	lg	no.	yds		td	lg
Sep 05	SOUTHEAST MISSOURI	33	98	0	20	18	319	3	78	18	32	1	319	3	78	1	19	0	19	5	72	1	41	417
Sep 12	at Arkansas State	34	140	0	27	16	148	3	32	16	37	3	148	3	32	3	55	0	21	2	10	0	12	288
Sep 19	UCONN	34	85	1	13	20	185	0	51	20	31	1	185	0	51	3	44	0	19	3	3	0	0	270
Sep 26	at Kentucky	33	111	0	14	18	227	1	28	18	35	0	227	1	28	4	58	0	19	2	6	0	5	338
Oct 03	SOUTH CAROLINA	42	163	1	24	21	136	2	17	21	28	0	136	2	17	0	0	0	0	1	10	0	10	299
Oct 10	FLORIDA	26	106	0	26	16	151	0	32	16	39	2	151	0	32	3	38	0	19	2	2	0	2	257
Mizzou		202	703	2	27	109	1166	9	78	109	202	7	1166	9	78	14	214	0	21	15	103	1	41	1869
		236	676	4	29	102	979	5	35	102	170	7	979	5	35	11	298	0	48	7	28	0	10	1655

Games: 6 • Avg/rush: 3.5 • Avg/catch: 10.7 • Pass effic: 110.22 • KR avg: 15.3 • PR avg: 6.9 • All purpose avg/game: 383.8 • Total offense avg/gm: 311.5

Date	Opponent	Tackles				Sacks no-yds	Fumble		Pass Defense			blkd kick	PAT Attempts			off						
		ua	a	total	tfl-yds		ff	fr-yds	int-yds	qbh	brup		kick	rush	rcv	saf	t/o	pts				
Sep 05	SOUTHEAST MISSOURI	40	38	78	10.0-39	2.0-10	1	1-0	0-0	4	2	1	4-4	0	0	0	0	0	0	0	0	34
Sep 12	at Arkansas State	51	20	71	15.0-60	2.0-17	0	0-0	3-44	2	3	0	3-3	0	0	0	0	10	27			
Sep 19	UCONN	37	14	51	9.0-26	3.0-11	2	1-0	1-50	4	5	2	1-1	0	0	1	0	9				
Sep 26	at Kentucky	31	46	77	7.0-21	2.0-11	1	0-0	0-0	0	2	0	1-1	0	0	0	0	13				
Oct 03	SOUTH CAROLINA	34	26	60	7.0-35	4.0-28	0	0-0	3-23	4	3	0	3-3	0	0	0	7	24				
Oct 10	FLORIDA	51	20	71	9.0-34	5.0-21	0	0-0	0-0	3	3	0	0-0	0	0	0	0	3				
Mizzou		244	164	408	57.0-215	18.0-98	4	2-0	7-117	17	18	3	12-12	0	0	1	17	110				
		213	164	377	41.0-141	12.0-83	2	1-0	7-123	16	27	0	9-10	0	0	0	26	81				

Date	Opponent	Punting						Field Goals					Kickoffs					
		no.	yds	avg	long	blkd	tb	fc	50+	i20	md-att	long	blkd	no.	yds	avg	tb	ob
Sep 05	SOUTHEAST MISSOURI	6	275	45.8	54	0	0	3	2	2	2-2	39	0	7	450	64.3	3	1
Sep 12	at Arkansas State	6	299	49.8	60	0	1	2	4	2	2-2	41	0	6	386	64.3	3	0
Sep 19	UCONN	6	235	39.2	51	0	2	2	1	2	0-1	0	0	2	130	65.0	2	0
Sep 26	at Kentucky	6	244	40.7	55	0	0	3	1	5	2-2	39	0	4	245	61.2	1	0
Oct 03	SOUTH CAROLINA	5	179	35.8	45	0	0	1	0	0	1-1	21	0	5	321	64.2	4	0
Oct 10	FLORIDA	9	430	47.8	61	0	0	5	3	4	1-2	21	0	2	130	65.0	1	0
Mizzou		38	1662	43.7	61	0	3	16	11	15	8-10	41	0	26	1662	63.9	14	1
		45	1783	39.6	60	2	0	13	11	17	4-7	40	0	20	1249	62.5	4	2

2015 Mizzou Football
Mizzou Opponent Game-by-Game (as of Oct 10, 2015)
All games

OPPONENT STATISTICS

Date	Opponent	Rushing				Receiving				Passing				Kick Returns				Punt Returns				tot off		
		no.	yds	td	lg	no.	yds	td	lg	cmp	att	int	yds	td	lg	no.	yds	td	lg	no.	yds		td	lg
Sep 05	SOUTHEAST MISSOURI	42	145	0	19	12	56	0	21	12	22	0	56	0	21	3	72	0	37	3	11	0	10	201
Sep 12	at Arkansas State	45	93	0	19	14	124	2	23	14	30	3	124	2	23	3	105	0	40	2	2	0	2	217
Sep 19	UCONN	33	77	1	14	17	156	0	29	17	28	1	156	0	29	0	0	0	0	0	0	0	0	233
Sep 26	at Kentucky	38	120	1	17	22	249	2	35	22	27	0	249	2	35	3	82	0	48	1	9	0	9	369
Oct 03	SOUTH CAROLINA	34	112	0	29	17	186	1	35	17	30	3	186	1	35	1	21	0	21	0	0	0	0	298
Oct 10	FLORIDA	44	129	2	19	20	208	0	25	20	33	0	208	0	25	1	18	0	18	1	6	0	6	337
Opponents		236	676	4	29	102	979	5	35	102	170	7	979	5	35	11	298	0	48	7	28	0	10	1655
		202	703	2	27	109	1166	9	78	109	202	7	1166	9	78	14	214	0	21	15	103	1	41	1869

Games: 6 • Avg/rush: 2.9 • Avg/catch: 9.6 • Pass effic: 109.84 • KR avg: 27.1 • PR avg: 4.0 • All purpose avg/game: 350.7 • Total offense avg/gm: 275.8

Date	Opponent	Tackles				Sacks	Fumble		Pass Defense			blkd kick	PAT Attempts			off							
		ua	a	total	tfl-yds		no-yds	ff	fr-yds	int-yds	qbh		brup	kick	rush	rcv	saf	t/o	pts				
Sep 05	SOUTHEAST MISSOURI	35	26	61	8.0-17	3.0-10	0	0-0	1-2	0	4	0	0-0	0	0	0	0	0	0	0	0	0	3
Sep 12	at Arkansas State	33	24	57	8.0-24	1.0-9	1	0-0	3-64	8	6	0	2-2	0	0	0	0	13	20				
Sep 19	UCONN	38	34	72	10.0-23	1.0-2	1	1-0	1-17	0	3	0	0-1	0	0	0	0	6	6				
Sep 26	at Kentucky	30	40	70	4.0-21	2.0-19	0	0-0	0-0	3	7	0	3-3	0	0	0	0	0	21				
Oct 03	SOUTH CAROLINA	42	26	68	8.0-29	2.0-16	0	0-0	0-0	0	3	0	1-1	0	0	0	0	10					
Oct 10	FLORIDA	35	14	49	3.0-27	3.0-27	0	0-0	2-40	5	4	0	3-3	0	0	0	7	21					
Opponents		213	164	377	41.0-141	12.0-83	2	1-0	7-123	16	27	0	9-10	0	0	0	26	81					
		244	164	408	57.0-215	18.0-98	4	2-0	7-117	17	18	3	12-12	0	0	1	17	110					

Date	Opponent	Punting							Field Goals			Kickoffs						
		no.	yds	avg	long	blkd	tb	fc	50+	i20	md-att	long	blkd	no.	yds	avg	tb	ob
Sep 05	SOUTHEAST MISSOURI	12	520	43.3	60	1	0	2	5	6	1-1	35	0	2	130	65.0	1	0
Sep 12	at Arkansas State	8	320	40.0	55	0	0	2	1	4	2-2	40	0	4	251	62.8	1	0
Sep 19	UCONN	7	192	27.4	40	1	0	2	0	0	0-1	0	0	3	183	61.0	0	0
Sep 26	at Kentucky	5	214	42.8	51	0	0	1	2	2	0-0	0	0	4	246	61.5	0	0
Oct 03	SOUTH CAROLINA	4	142	35.5	54	0	0	1	1	3	1-2	34	0	3	193	64.3	2	1
Oct 10	FLORIDA	9	395	43.9	53	0	0	5	2	2	0-1	0	0	4	246	61.5	0	1
Opponents		45	1783	39.6	60	2	0	13	11	17	4-7	40	0	20	1249	62.5	4	2
		38	1662	43.7	61	0	3	16	11	15	8-10	41	0	26	1662	63.9	14	1

2015 Mizzou Football
Mizzou Game Superlatives (as of Oct 10, 2015)
All games

INDIVIDUAL GAME HIGHS

Rushes	17	Witter, Ish vs UConn (Sep 19, 2015)
	17	Witter, Ish vs South Carolina (Oct 03, 2015)
Yards Rushing	98	Witter, Ish vs South Carolina (Oct 03, 2015)
TD Rushes	1	Mauk, Maty vs UConn (Sep 19, 2015)
	1	Witter, Ish vs South Carolina (Oct 03, 2015)
Long Rush	27	Witter, Ish at Arkansas State (Sep 12, 2015)
Pass attempts	39	Lock, Drew vs Florida (Oct 10, 2015)
Pass completions	21	Lock, Drew vs South Carolina (Oct 03, 2015)
Yards Passing	181	Mauk, Maty vs Southeast Missouri (Sep 05, 2015)
TD Passes	3	Mauk, Maty at Arkansas State (Sep 12, 2015)
Long Pass	78	Lock, Drew vs Southeast Missouri (Sep 05, 2015)
Receptions	6	Moore, J'Mon vs UConn (Sep 19, 2015)
	6	Reese, Jason vs South Carolina (Oct 03, 2015)
	6	Brown, Nate vs South Carolina (Oct 03, 2015)
Yards Receiving	78	Hunt, Tyler vs Southeast Missouri (Sep 05, 2015)
TD Receptions	2	Brown, Nate vs South Carolina (Oct 03, 2015)
Long Reception	78	Hunt, Tyler vs Southeast Missouri (Sep 05, 2015)
Field Goals	2	Baggett, Andrew vs Southeast Missouri (Sep 05, 2015)
	2	Baggett, Andrew at Arkansas State (Sep 12, 2015)
	2	Baggett, Andrew at Kentucky (Sep 26, 2015)
Long Field Goal	41	Baggett, Andrew at Arkansas State (Sep 12, 2015)
Punts	9	Fatony, Corey vs Florida (Oct 10, 2015)
Punting Avg	49.8	Fatony, Corey at Arkansas State (Sep 12, 2015)
Long Punt	61	Fatony, Corey vs Florida (Oct 10, 2015)
Punts inside 20	5	Fatony, Corey at Kentucky (Sep 26, 2015)
Long Punt Return	41	Penton, Aarion vs Southeast Missouri (Sep 05, 2015)
Long Kickoff Return	21	Sherrils, A. at Arkansas State (Sep 12, 2015)
Tackles	16	Brothers, K. vs Southeast Missouri (Sep 05, 2015)
	16	Brothers, K. at Arkansas State (Sep 12, 2015)
Sacks	2.0	Harris, Charles at Arkansas State (Sep 12, 2015)
	2.0	Brady, Walter vs UConn (Sep 19, 2015)
	2.0	Brady, Walter vs South Carolina (Oct 03, 2015)
Tackles For Loss	4.5	Harris, Charles at Arkansas State (Sep 12, 2015)
Interceptions	2	Brothers, K. at Arkansas State (Sep 12, 2015)

2015 Mizzou Football
Mizzou Game Superlatives (as of Oct 10, 2015)
All games

TEAM GAME HIGHS

Rushes	42	vs South Carolina (Oct 03, 2015)
Yards Rushing	163	vs South Carolina (Oct 03, 2015)
Yards Per Rush	4.1	at Arkansas State (Sep 12, 2015)
TD Rushes	1	vs UConn (Sep 19, 2015)
	1	vs South Carolina (Oct 03, 2015)
Pass attempts	39	vs Florida (Oct 10, 2015)
Pass completions	21	vs South Carolina (Oct 03, 2015)
Yards Passing	319	vs Southeast Missouri (Sep 05, 2015)
Yards Per Pass	10.0	vs Southeast Missouri (Sep 05, 2015)
TD Passes	3	vs Southeast Missouri (Sep 05, 2015)
	3	at Arkansas State (Sep 12, 2015)
Total Plays	71	at Arkansas State (Sep 12, 2015)
Total Offense	417	vs Southeast Missouri (Sep 05, 2015)
Yards Per Play	6.4	vs Southeast Missouri (Sep 05, 2015)
Points	34	vs Southeast Missouri (Sep 05, 2015)
Sacks By	5	vs Florida (Oct 10, 2015)
First Downs	24	at Kentucky (Sep 26, 2015)
Penalties	9	at Arkansas State (Sep 12, 2015)
Penalty Yards	75	at Arkansas State (Sep 12, 2015)
Turnovers	3	at Arkansas State (Sep 12, 2015)
Interceptions By	3	at Arkansas State (Sep 12, 2015)
	3	vs South Carolina (Oct 03, 2015)
Punts	9	vs Florida (Oct 10, 2015)
Punting Avg	49.8	at Arkansas State (Sep 12, 2015)
Long Punt	61	vs Florida (Oct 10, 2015)
Punts inside 20	5	at Kentucky (Sep 26, 2015)
Long Punt Return	41	vs Southeast Missouri (Sep 05, 2015)

2015 Mizzou Football
Mizzou Game Superlatives (as of Oct 10, 2015)
All games

OPPONENT INDIVIDUAL GAME HIGHS

Rushes	28	Kel. Taylor, vs Florida (Oct 10, 2015)
Yards Rushing	99	Kel. Taylor, vs Florida (Oct 10, 2015)
TD Rushes	2	Kel. Taylor, vs Florida (Oct 10, 2015)
Long Rush	29	Lorenzo Nunez, vs South Carolina (Oct 03, 2015)
Pass attempts	33	W. Grier, vs Florida (Oct 10, 2015)
Pass completions	22	Patrick Towles, at Kentucky (Sep 26, 2015)
Yards Passing	249	Patrick Towles, at Kentucky (Sep 26, 2015)
TD Passes	2	Knighten, Fredi, at Arkansas State (Sep 12, 2015)
	2	Patrick Towles, at Kentucky (Sep 26, 2015)
Long Pass	35	Patrick Towles, at Kentucky (Sep 26, 2015)
	35	Lorenzo Nunez, vs South Carolina (Oct 03, 2015)
Receptions	9	Pharoh Cooper, vs South Carolina (Oct 03, 2015)
Yards Receiving	119	Garrett Johnson, at Kentucky (Sep 26, 2015)
TD Receptions	2	Houston, Tres, at Arkansas State (Sep 12, 2015)
Long Reception	35	Garrett Johnson, at Kentucky (Sep 26, 2015)
	35	Pharoh Cooper, vs South Carolina (Oct 03, 2015)
Field Goals	1	McCRUM, Ryan, vs Southeast Missouri (Sep 05, 2015)
	1	White, Drew, at Arkansas State (Sep 12, 2015)
	1	Houston, J.D., at Arkansas State (Sep 12, 2015)
	1	Elliott Fry, vs South Carolina (Oct 03, 2015)
Long Field Goal	40	White, Drew, at Arkansas State (Sep 12, 2015)
Punts	10	KNIGHT, Alex, vs Southeast Missouri (Sep 05, 2015)
Punting Avg	49.7	KNIGHT, Alex, vs Southeast Missouri (Sep 05, 2015)
Long Punt	60	KNIGHT, Alex, vs Southeast Missouri (Sep 05, 2015)
Punts inside 20	6	KNIGHT, Alex, vs Southeast Missouri (Sep 05, 2015)
Long Punt Return	10	MANNE, Tyler, vs Southeast Missouri (Sep 05, 2015)
Long Kickoff Return	48	Sihem King, at Kentucky (Sep 26, 2015)
Tackles	12	Lain, Khari, at Arkansas State (Sep 12, 2015)
	12	Skai Moore, vs South Carolina (Oct 03, 2015)
Sacks	1.0	KINZER, Josh, vs Southeast Missouri (Sep 05, 2015)
	1.0	WILSON, Byron, vs Southeast Missouri (Sep 05, 2015)
	1.0	POPOVICH, John, vs Southeast Missouri (Sep 05, 2015)
	1.0	Rolland-Jones, at Arkansas State (Sep 12, 2015)
	1.0	Denzil Ware, at Kentucky (Sep 26, 2015)
	1.0	Cedrick Cooper, vs South Carolina (Oct 03, 2015)
	1.0	C. Jefferson, vs Florida (Oct 10, 2015)
	1.0	C. Brantley, vs Florida (Oct 10, 2015)
Tackles For Loss	2.0	MEREDITH, Chad, vs Southeast Missouri (Sep 05, 2015)
	2.0	Lain, Khari, at Arkansas State (Sep 12, 2015)
	2.0	Mondie, Robert, at Arkansas State (Sep 12, 2015)
	2.0	STAPLETON, Cam., vs UConn (Sep 19, 2015)
	2.0	Denzil Ware, at Kentucky (Sep 26, 2015)
Interceptions	1	MOORE, Eriq, vs Southeast Missouri (Sep 05, 2015)
	1	Hayes, Rocky, at Arkansas State (Sep 12, 2015)
	1	Sentimore, Bo, at Arkansas State (Sep 12, 2015)
	1	Humes, Chris, at Arkansas State (Sep 12, 2015)
	1	WILLIAMS, Jhav., vs UConn (Sep 19, 2015)
	1	J. Tabor, vs Florida (Oct 10, 2015)
	1	M. Maye, vs Florida (Oct 10, 2015)

2015 Mizzou Football
Mizzou Game Superlatives (as of Oct 10, 2015)
All games

OPPONENT TEAM GAME HIGHS

Rushes	45	at Arkansas State (Sep 12, 2015)
Yards Rushing	145	vs Southeast Missouri (Sep 05, 2015)
Yards Per Rush	3.5	vs Southeast Missouri (Sep 05, 2015)
TD Rushes	2	vs Florida (Oct 10, 2015)
Pass attempts	33	vs Florida (Oct 10, 2015)
Pass completions	22	at Kentucky (Sep 26, 2015)
Yards Passing	249	at Kentucky (Sep 26, 2015)
Yards Per Pass	9.2	at Kentucky (Sep 26, 2015)
TD Passes	2	at Arkansas State (Sep 12, 2015)
	2	at Kentucky (Sep 26, 2015)
Total Plays	77	vs Florida (Oct 10, 2015)
Total Offense	369	at Kentucky (Sep 26, 2015)
Yards Per Play	5.7	at Kentucky (Sep 26, 2015)
Points	21	at Kentucky (Sep 26, 2015)
	21	vs Florida (Oct 10, 2015)
Sacks By	3	vs Southeast Missouri (Sep 05, 2015)
	3	vs Florida (Oct 10, 2015)
First Downs	23	vs Florida (Oct 10, 2015)
Penalties	10	vs Southeast Missouri (Sep 05, 2015)
Penalty Yards	103	vs Southeast Missouri (Sep 05, 2015)
Turnovers	3	at Arkansas State (Sep 12, 2015)
	3	vs South Carolina (Oct 03, 2015)
Interceptions By	3	at Arkansas State (Sep 12, 2015)
Punts	12	vs Southeast Missouri (Sep 05, 2015)
Punting Avg	43.9	vs Florida (Oct 10, 2015)
Long Punt	60	vs Southeast Missouri (Sep 05, 2015)
Punts inside 20	6	vs Southeast Missouri (Sep 05, 2015)
Long Punt Return	10	vs Southeast Missouri (Sep 05, 2015)

2015 Mizzou Football
Mizzou Red-Zone Results (as of Oct 10, 2015)
All games

Mizzou Inside Opponent Red-Zone

Date	Opponent	Score	Times In RZ	Times Scored	Total Pts	Rush TDs	Pass TDs	FGs Made	Failed to score inside RZ						
									FGA	Down	Int	Fumb	Half	Game	
Sep 05, 2015	SOUTHEAST MISSOURI	W 34-3	2	2	6	0	0	2	0	0	0	0	0	0	0
Sep 12, 2015	at Arkansas State	W 27-20	2	2	10	1	0	1	0	0	0	0	0	0	0
Sep 19, 2015	UCONN	W 9-6	2	1	7	1	1	0	0	1	0	0	0	0	0
Sep 26, 2015	at Kentucky	L 13-21	2	2	10	1	0	1	0	0	0	0	0	0	0
Oct 03, 2015	SOUTH CAROLINA	W 24-10	4	4	24	3	1	2	0	0	0	0	0	0	0
Oct 10, 2015	FLORIDA	L 3-21	1	1	3	0	0	1	0	0	0	0	0	0	0
Totals			13	12	60	6	2	4	6	0	1	0	0	0	0
			12 of 13 (92.3%)												

Opponents Inside Mizzou Red-Zone

Date	Opponent	Score	Times In RZ	Times Scored	Total Pts	Rush TDs	Pass TDs	FGs Made	Failed to score inside RZ						
									FGA	Down	Int	Fumb	Half	Game	
Sep 05, 2015	SOUTHEAST MISSOURI	W 34-3	1	1	3	0	0	1	0	0	0	0	0	0	0
Sep 12, 2015	at Arkansas State	W 27-20	4	4	20	2	0	2	0	0	0	0	0	0	0
Sep 19, 2015	UCONN	W 9-6	1	1	6	1	1	0	0	0	0	0	0	0	0
Sep 26, 2015	at Kentucky	L 13-21	3	3	21	3	1	2	0	0	0	0	0	0	0
Oct 03, 2015	SOUTH CAROLINA	W 24-10	3	2	10	1	0	1	1	0	0	0	0	0	0
Oct 10, 2015	FLORIDA	L 3-21	3	2	14	2	2	0	1	0	0	0	0	0	0
Totals			15	13	74	9	4	5	4	2	0	0	0	0	0
			13 of 15 (86.7%)												

2015 Mizzou Football
Mizzou By-Quarter Statistics (as of Oct 10, 2015)
All games

3rd-Down Conversions

Date	Opponent	Score	Overall	1st Qtr	2nd Qtr	3rd Qtr	4th Qtr	Overtime
Sep 05, 2015	SOUTHEAST MISSOURI	W 34-3	5-13 38.5	2-3 66.7	1-4 25.0	0-2 0.0	2-4 50.0	
Sep 12, 2015	at Arkansas State	W 27-20	5-15 33.3	2-4 50.0	0-2 0.0	2-4 50.0	1-5 20.0	
Sep 19, 2015	UCONN	W 9-6	5-15 33.3	1-4 25.0	1-4 25.0	3-4 75.0	0-3 0.0	
Sep 26, 2015	at Kentucky	L 13-21	6-14 42.9	2-3 66.7	1-3 33.3	2-5 40.0	1-3 33.3	
Oct 03, 2015	SOUTH CAROLINA	W 24-10	9-16 56.2	3-6 50.0	2-3 66.7	1-3 33.3	3-4 75.0	
Oct 10, 2015	FLORIDA	L 3-21	1-14 7.1	0-2 0.0	0-3 0.0	0-6 0.0	1-3 33.3	
	Mizzou		31-87 35.6	10-22 45.5	5-19 26.3	8-24 33.3	8-22 36.4	0-0 0.0
	Opponents		33-93 35.5	6-20 30.0	16-31 51.6	4-19 21.1	7-23 30.4	0-0 0.0

4th-Down Conversions

Date	Opponent	Score	Overall	1st Qtr	2nd Qtr	3rd Qtr	4th Qtr	Overtime
Sep 05, 2015	SOUTHEAST MISSOURI	W 34-3	0-1 0.0	0-0 0.0	0-0 0.0	0-0 0.0	0-1 0.0	
Sep 12, 2015	at Arkansas State	W 27-20	0-0 0.0	0-0 0.0	0-0 0.0	0-0 0.0	0-0 0.0	
Sep 19, 2015	UCONN	W 9-6	1-3 33.3	0-0 0.0	0-0 0.0	1-1 100.0	0-2 0.0	
Sep 26, 2015	at Kentucky	L 13-21	0-0 0.0	0-0 0.0	0-0 0.0	0-0 0.0	0-0 0.0	
Oct 03, 2015	SOUTH CAROLINA	W 24-10	1-1 100.0	1-1 100.0	0-0 0.0	0-0 0.0	0-0 0.0	
Oct 10, 2015	FLORIDA	L 3-21	0-1 0.0	0-0 0.0	0-0 0.0	0-0 0.0	0-1 0.0	
	Mizzou		2-6 33.3	1-1 100.0	0-0 0.0	1-1 100.0	0-4 0.0	0-0 0.0
	Opponents		4-7 57.1	0-0 0.0	3-4 75.0	0-0 0.0	1-3 33.3	0-0 0.0

Time of Possession

Date	Opponent	Score	Overall	1st Qtr	2nd Qtr	3rd Qtr	4th Qtr	Overtime
Sep 05, 2015	SOUTHEAST MISSOURI	W 34-3	28:07	7:05	5:17	8:21	7:24	
Sep 12, 2015	at Arkansas State	W 27-20	28:00	7:21	5:00	8:00	7:39	
Sep 19, 2015	UCONN	W 9-6	29:42	7:58	6:25	8:30	6:49	
Sep 26, 2015	at Kentucky	L 13-21	28:58	8:58	5:21	8:18	6:21	
Oct 03, 2015	SOUTH CAROLINA	W 24-10	31:56	9:35	6:28	5:28	10:25	
Oct 10, 2015	FLORIDA	L 3-21	22:07	4:30	5:59	6:35	5:03	
	Mizzou	Total	168:50	45:27	34:30	45:12	43:41	0:00
		Avg.	28:08	7:34	5:45	7:32	7:16	0:00
	Opponents	Total	191:10	44:33	55:30	44:48	46:19	0:00
		Avg.	31:51	7:25	9:15	7:28	7:43	0:00

2015 Mizzou Football
Mizzou Games Played (as of Oct 10, 2015)
All games

##	PLAYER	GP-GS	SEMO	ASU	UCONN	UK	SC	UF
39	Abbingtion, C.	5/-	XXX	...	XXX	XXX	XXX	XXX
57	Abeln, Alec	5/2	START	START	XXX	...	XXX	XXX
64	Adams, Paul	1/-	XXX
97	Augusta, Josh	6/6	START	START	START	START	START	START
99	Baggett, Andrew	6/-	XXX	XXX	XXX	XXX	XXX	XXX
5Z	Bailey, Sam	1/-	XXX	...
79	Beckner, Terry	6/3	XXX	XXX	XXX	START	START	START
38	Beisel, Eric	6/-	XXX	XXX	XXX	XXX	XXX	XXX
13	Berkstresser, C	5/-	XXX	...	XXX	XXX	XXX	XXX
17	Blair, DeSean	3/-	XXX	XXX	XXX
11	Blanton, K.	4/-	...	XXX	...	XXX	XXX	XXX
77	Boehm, Evan	6/6	START	START	START	START	START	START
6D	Brady, Walter	6/3	XXX	XXX	XXX	START	START	START
26	Brents, Jake	1/-	XXX
1X	Brothers, K.	6/6	START	START	START	START	START	START
2	Brown, Nate	6/5	START	START	START	START	XXX	START
3X	Browning, C.	5/-	...	XXX	XXX	XXX	XXX	XXX
34	Burkett, Joey	6/-	XXX	XXX	XXX	XXX	XXX	XXX
62	Chappell, T.	6/4	XXX	XXX	START	START	START	START
28	Cheadle, Logan	5/-	XXX	...	XXX	XXX	XXX	XXX
55	Crawford, Nate	5/4	START	START	START	START	...	XXX
70	Cuellar, Malik	5/-	XXX	XXX	XXX	XXX	...	XXX
80	Culkin, Sean	4/4	START	START	START	START
7X	Dennis, Kenya	6/6	START	START	START	START	START	START
15	Dilosa, K.	5/1	START	XXX	...	XXX	XXX	XXX
82	Echard, Clayton	6/1	XXX	XXX	XXX	XXX	START	XXX
68	Fairchild, Mike	1/-	XXX
6Z	Fatony, Corey	6/-	XXX	XXX	XXX	XXX	XXX	XXX
6Y	Frazier, M.	6/3	START	START	START	XXX	XXX	XXX
5X	Gibson, John	6/-	XXX	XXX	XXX	XXX	XXX	XXX
40	Green, Clarence	6/-	XXX	XXX	XXX	XXX	XXX	XXX
84	Hall, Emanuel	5/-	XXX	...	XXX	XXX	XXX	XXX
73	Hall, Mitch	6/6	START	START	START	START	START	START
24	Hall, Terez	6/-	XXX	XXX	XXX	XXX	XXX	XXX
32	Hansbrough, R.	5/5	START	START	...	START	START	START
91	Harris, Charles	6/6	START	START	START	START	START	START
95	Hatley, Rickey	6/3	START	START	START	XXX	XXX	XXX
33	Hilton, Cam	6/1	XXX	XXX	XXX	XXX	XXX	START
1D	Hines, A.	3/-	XXX	...	XXX	XXX
88	Howard, Nate	6/-	XXX	XXX	XXX	XXX	XXX	XXX
35	Hunt, Tyler	6/-	XXX	XXX	XXX	XXX	XXX	XXX
86	Hurell, Jake	5/-	XXX	XXX	XXX	...	XXX	XXX
5Y	Jones, Grant	5/-	XXX	XXX	XXX	...	XXX	XXX
41	Laurent, Eric	4/-	XXX	XXX	XXX	...	XXX	...
4X	Lee, Brandon	5/-	XXX	XXX	XXX	...	XXX	XXX
18	Leftwich, W.	5/5	...	START	START	START	START	START
3	Lock, Drew	6/2	XXX	XXX	XXX	XXX	START	START

2015 Mizzou Football
Mizzou Games Played (as of Oct 10, 2015)
All games

##	PLAYER	GP-GS	SEMO	ASU	UCONN	UK	SC	UF
96	Logan, A.J.	6/-	XXX	XXX	XXX	XXX	XXX	XXX
7	Mauk, Maty	4/4	START	START	START	START
60	McGovern, C.	6/6	START	START	START	START	START	START
63	McNulty, Brad	5/2	XXX	...	XXX	XXX	START	START
6	Moore, J'Mon	6/6	START	START	START	START	START	START
8Y	Moore, Josh	5/-	XXX	XXX	XXX	...	XXX	XXX
25	Newsom, Donavin	6/6	START	START	START	START	START	START
71	Pendleton, K.	1/-	XXX
1Y	Penton, Aarion	6/6	START	START	START	START	START	START
9	Printz, Eddie	5/-	XXX	XXX	XXX	...	XXX	XXX
10	Reese, Jason	6/-	XXX	XXX	XXX	XXX	XXX	XXX
16	Richard, T.	3/-	XXX	XXX	...	XXX
6X	Ross, Tavon	4/-	XXX	...	XXX	...	XXX	XXX
30	Scherer, M.	6/6	START	START	START	START	START	START
52	Serrano, Eddie	1/-	...	XXX
22	Sherrils, A.	6/6	START	START	START	START	START	START
1Z	Simon, Ian	6/6	START	START	START	START	START	START
36	Steward, Morgan	3/-	XXX	XXX	XXX
31	Stribling, F.	2/-	XXX	XXX
20	Walters, Trevon	1/-	XXX
3Z	Williams, S.	1/-	XXX
8X	Wilson, Thomas	6/-	XXX	XXX	XXX	XXX	XXX	XXX
14	Wingo, Ray	6/-	XXX	XXX	XXX	XXX	XXX	XXX
21	Witter, Ish	6/1	XXX	XXX	START	XXX	XXX	XXX

2015 Mizzou Football
Mizzou Total Tackles Game-by-Game (as of Oct 10, 2015)
All games

Total Tackles	UA-A	Total	SEMO	ASU	UCONN	UK	SC	UF
Brothers, K. LB	37-37	74	8-8	10-6	6-4	2-8	2-5	9-6
Scherer, M. LB	23-20	43	1-2	6-4	1-1	3-6	4-5	8-2
Sherrils, A.	21-9	30	2-1	6-0	3-0	2-3	3-2	5-3
Harris, Charles DE	18-11	29	2-2	5-1	3-0	2-4	1-3	5-1
Penton, Aarion CB	16-10	26	4-3	1-1	3-2	3-2	4-1	1-1
Newsom, Donavin LB	15-9	24	2-4	4-0	0-1	6-1	0-3	3-0
Dennis, Kenya CB	20-2	22	4-0	1-0	5-0	2-1	5-1	3-0
Green, Clarence LB	10-8	18	3-2	1-0	1-1	3-5	2-0	-
Simon, Ian	13-4	17	3-1	4-1	2-1	-	2-1	2-0
Brady, Walter DL	12-5	17	1-0	2-0	2-0	1-4	3-0	3-1
Hatley, Rickey DT	7-9	16	0-3	1-1	1-2	-	2-1	3-2
Beckner, Terry DL	4-6	10	0-4	-	2-0	1-2	-	1-0
Augusta, Josh DT	8-2	10	-	1-1	2-0	1-1	2-0	2-0
Gibson, John CB	6-3	9	1-0	1-1	-	2-1	-	2-1
Frazier, M. DL	4-4	8	-	2-1	1-0	0-1	1-1	0-1
Burkett, Joey LB	4-4	8	3-3	1-0	-	0-1	-	-
Browning, C.	4-3	7	DNP	2-0	-	1-2	1-1	-
Logan, A.J. DT	2-5	7	0-1	-	1-0	0-2	0-1	1-1
Howard, Nate	3-3	6	1-1	0-1	1-0	-	1-0	0-1
Cheadle, Logan CB	2-4	6	-	DNP	0-2	1-2	-	1-0
Wilson, Thomas	3-1	4	1-0	0-1	1-0	1-0	-	-
Lee, Brandon LB	1-1	2	0-1	-	-	DNP	-	1-0
Moore, Josh DL	2-0	2	-	-	1-0	DNP	1-0	-
Ross, Tavon DB	1-1	2	1-1	DNP	-	DNP	-	-
Hall, Terez LB	1-1	2	1-0	-	-	-	0-1	-
Fatony, Corey	1-0	1	-	1-0	-	-	-	-
Jones, Grant LB	0-1	1	0-1	-	-	DNP	-	-
Lock, Drew	1-0	1	-	1-0	-	-	-	-
Serrano, Eddie DE	0-1	1	DNP	0-1	DNP	DNP	DNP	DNP
Beisel, Eric LB	1-0	1	-	-	-	-	-	1-0
Richard, T.	1-0	1	1-0	-	DNP	-	DNP	DNP
Culkin, Sean	1-0	1	-	-	1-0	-	DNP	DNP
Witter, Ish	1-0	1	-	1-0	-	-	-	-
Team	1-0	1	1-0	-	-	-	-	-

2015 Mizzou Football
Mizzou Passing Game-by-Game (as of Oct 10, 2015)
All games

#7 Mauk, Maty	Comp	Att	Int	Pct	Yards	TD	Long	Sacked	Effic
Southeast Missouri	12	22	1	54.5	181	2	27	2-5	144.56
Arkansas State	16	36	2	44.4	148	3	32	1-9	95.37
UConn	14	22	1	63.6	145	0	51	1-2	109.91
Kentucky	15	30	0	50.0	180	1	28	1-4	111.40
TOTALS	57	110	4	51.8	654	6	51	5-20	112.49

#3 Lock, Drew	Comp	Att	Int	Pct	Yards	TD	Long	Sacked	Effic
Southeast Missouri	6	10	0	60.0	138	1	78	1-5	208.92
Arkansas State	0	1	1	0.0	0	0	0	0-0	-200.00
UConn	6	9	0	66.7	40	0	11	0-0	104.00
Kentucky	3	5	0	60.0	47	0	28	1-15	138.96
South Carolina	21	28	0	75.0	136	2	17	2-16	139.37
Florida	16	39	2	41.0	151	0	32	3-27	63.29
TOTALS	52	92	3	56.5	512	3	78	7-63	107.51

2015 Mizzou Football
Mizzou Rushing/Receiving Game-by-Game (as of Oct 10, 2015)
All games

RUSHING	No-Yds/TD	SEMO	ASU	UCONN	UK	SC	UF
Witter, Ish	81-324/1	13-33/0	12-50/0	17-54/0	11-50/0	17-98/1	11-39/0
Hansbrough, R. TB	33-166/0	2-23/0	5-15/0	DNP	6-11/0	11-43/0	9-74/0
Mauk, Maty QB	36-145/1	6-8/0	10-75/0	9-13/1	11-49/0	DNP	DNP
Hunt, Tyler TB	14-54/0	5-20/0	2-4/0	1-2/0	2-6/0	3-17/0	1-5/0
Abbingtion, C. TB	6-39/0	1-5/0	DNP	2-14/0	1--1/0	1-9/0	1-12/0
Steward, Morgan TB	10-18/0	5-14/0	2-0/0	3-4/0	DNP	DNP	DNP
Team	8--10/0	-	3--4/0	2--2/0	DNP	3--4/0	DNP
Lock, Drew QB	14--33/0	1--5/0	-	-	2--4/0	7-0/0	4--24/0

RECEIVING	No-Yds/TD	SEMO	ASU	UCONN	UK	SC	UF
Moore, J'Mon WR	16-205/2	3-74/1	2-17/0	6-39/0	2-24/1	2-19/0	1-32/0
Brown, Nate WR	18-200/4	3-69/1	4-46/1	2-10/0	2-34/0	6-33/2	1-8/0
Hunt, Tyler TB	4-166/1	1-78/1	-	1-51/0	2-37/0	-	-
Leftwich, W. WR	11-140/1	DNP	1-32/1	2-12/0	3-44/0	2-13/0	3-39/0
Culkin, Sean TE	12-101/1	3-29/0	5-46/1	3-22/0	1-4/0	DNP	DNP
Reese, Jason TE	11-101/0	1-5/0	-	-	3-40/0	6-47/0	1-9/0
Witter, Ish	11-75/0	1-5/0	3-10/0	3-31/0	-	-	4-29/0
Dilosa, K. WR	7-52/0	3-25/0	-	DNP	3-24/0	-	1-3/0
Blair, DeSean WR	2-25/0	1-21/0	-	DNP	DNP	DNP	1-4/0
Hall, Emanuel WR	3-25/0	1-9/0	DNP	1-3/0	-	-	1-13/0
Wingo, Ray	3-23/0	-	1--3/0	1-13/0	1-13/0	-	-
Hansbrough, R. TB	5-17/0	-	-	DNP	1-7/0	3-9/0	1-1/0
Echard, Clayton TE	2-14/0	-	-	-	-	1-6/0	1-8/0
Hilton, Cam	1-9/0	-	-	-	-	1-9/0	-
Abbingtion, C. TB	1-5/0	-	DNP	-	-	-	1-5/0
Laurent, Eric WR	1-4/0	-	-	1-4/0	DNP	-	DNP
Richard, T. WR	1-4/0	1-4/0	-	DNP	-	DNP	DNP

2015 Mizzou Football
Mizzou Return Stats Game-by-Game (as of Oct 10, 2015)
All games

PUNT RETURNS	No-Yds	SEMO	ASU	UCONN	UK	SC	UF
Penton, Aarion	9-82	4-66	2-10	1-0	2-6	-	-
Hilton, Cam	3-12	-	-	-	-	1-10	2-2
Green, Clarence	1-8	-	-	1-8	-	-	-
Brothers, K.	1-6	1-6	-	-	-	-	-
Ross, Tavon	1-5	-	DNP	1-5	DNP	-	-

KICK RETURNS	No-Yds	SEMO	ASU	UCONN	UK	SC	UF
Sherrils, A.	8-142	1-19	3-55	1-19	3-49	-	-
Gibson, John	4-47	-	-	-	1-9	-	3-38
Hilton, Cam	1-13	-	-	1-13	-	-	-
Penton, Aarion	1-12	-	-	1-12	-	-	-

INT. RETURNS	No-Yds	SEMO	ASU	UCONN	UK	SC	UF
Brothers, K.	2-9	-	2-9	-	-	-	-
Sherrils, A.	1-50	-	-	1-50	-	-	-
Gibson, John	1-35	-	1-35	-	-	-	-
Dennis, Kenya	1-1	-	-	-	-	1-1	-
Brady, Walter	1-22	-	-	-	-	1-22	-
Simon, Ian	1-0	-	-	-	-	1-0	-

FUMBLE RETURNS	No-Yds	SEMO	ASU	UCONN	UK	SC	UF
----------------	--------	------	-----	-------	----	----	----

2015 Mizzou Football
Mizzou Sacks Game-by-Game (as of Oct 10, 2015)
All games

SACKS	UA-A	Total	SEMO	ASU	UCONN	UK	SC	UF
Brady, Walter DL	6-0	6.0	-	-	2.0-10	1.0-2	2.0-17	1.0-3
Harris, Charles DE	4-0	4.0	-	2.0-17	1.0-1	-	-	1.0-5
Newsom, Donavin LB	2-1	2.5	-	-	-	1.0-9	0.5-3	1.0-10
Brothers, K. LB	1-1	1.5	-	-	-	-	0.5-3	1.0-2
Beckner, Terry DL	1-0	1.0	-	-	-	-	-	1.0-1
Dennis, Kenya CB	1-0	1.0	1.0-10	-	-	-	-	-
Frazier, M. DL	1-0	1.0	-	-	-	-	1.0-5	-
Team	1-0	1.0	1.0-0	-	-	-	-	-

2015 Mizzou Football
Mizzou Tackle For Loss Game-by-Game (as of Oct 10, 2015)
All games

TACKLES FOR LOSS	UA-A	Total	SEMO	ASU	UCONN	UK	SC	UF
Harris, Charles DE	10-3	11.5	1.5-5	4.5-24	2.0-2	1.5-3	-	2.0-12
Brady, Walter DL	8-1	8.5	1.0-3	1.0-5	2.0-10	1.5-3	2.0-17	1.0-3
Brothers, K. LB	3-5	5.5	1.5-5	1.5-3	-	-	1.5-6	1.0-2
Newsom, Donavin LB	5-1	5.5	-	1.0-3	-	2.0-13	0.5-3	2.0-13
Scherer, M. LB	3-4	5.0	0.5-0	3.0-9	-	0.5-0	1.0-2	-
Beckner, Terry DL	2-4	4.0	1.0-4	-	1.0-4	1.0-1	-	1.0-1
Augusta, Josh DT	4-0	4.0	-	-	2.0-5	-	1.0-2	1.0-1
Frazier, M. DL	3-1	3.5	-	1.5-11	1.0-1	-	1.0-5	-
Hatley, Rickey DT	1-3	2.5	1.0-2	0.5-1	-	-	-	1.0-2
Howard, Nate	1-1	1.5	1.5-6	-	-	-	-	-
Penton, Aarion CB	0-3	1.5	1.0-4	0.5-2	-	-	-	-
Logan, A.J. DT	1-0	1.0	-	-	1.0-4	-	-	-
Dennis, Kenya CB	1-0	1.0	1.0-10	-	-	-	-	-
Sherrils, A.	1-0	1.0	-	1.0-1	-	-	-	-
Wilson, Thomas	0-1	0.5	-	0.5-1	-	-	-	-
Green, Clarence LB	0-1	0.5	-	-	-	0.5-1	-	-

2015 Mizzou Football
Mizzou Fumbles Game-by-Game (as of Oct 10, 2015)
All games

FUMBLES	No-Lost	SEMO	ASU	UCONN	UK	SC	UF
Mauk, Maty QB	3-0	-	2-0	1-0	-	DNP	DNP
Penton, Aarion	1-0	1-0	-	-	-	-	-
Hansbrough, R. TB	1-0	-	-	DNP	1-0	-	-
Ross, Tavon	1-1	-	DNP	1-1	DNP	-	-
Lock, Drew QB	1-0	-	-	-	-	1-0	-

FUMBLES FORCED	Number	SEMO	ASU	UCONN	UK	SC	UF
Logan, A.J.	1	-	-	1	-	-	-
Penton, Aarion	1	-	-	-	1	-	-
Harris, Charles	1	1	-	-	-	-	-
Sherrils, A.	1	-	-	1	-	-	-

FUMBLES RECOVERED	Number	SEMO	ASU	UCONN	UK	SC	UF
Sherrils, A.	1	-	-	1	-	-	-
Simon, Ian	1	1	-	-	-	-	-