



2016-17 MURRAY STATE BASKETBALL

Dave Winder, Assistant AD - Media Relations • Office: (270) 809-4271 • Cell: (270) 293-0566 • dwinder@murraystate.edu
@MSURacers @RacersHoops • Facebook.com/MurrayStateRacers • GoRacers.com • Press Row: (270) 809-5551

GAME-16

MATHEWS COLISEUM (3,500) - JACKSONVILLE, ALA.



MURRAY STATE RACERS (7-8, 1-0 OVC)

Head Coach: Matt McMahon (Appalachian State, 2000)

Career Record: 24-22 (2nd season) • **At MSU:** Same • **OVC:** 10-6 (2nd season)



JACKSONVILLE STATE GAMECOCKS (8-7, 2-0 OVC)

Head Coach: Ray Harper (Kentucky Wesleyan, 1985)

Career Record: 440-134 (18th year) • **At JSU:** 8-7 (1st season) • **OVC:** 2-0

Game Day Story Lines

Fresh off winning back-to-back games for the first time this season, the The Murray State Racers set out this week to win on the road for the first time when they travel to play the Jacksonville State Gamecocks in Jacksonville, Alabama at Pete Mathews Coliseum in a Thursday game at 7:30 p.m.

Froggy 103 (WFGE 103.7 FM) airs every MSU game with "Voice of the Racers" Neal Bradley, in his 26th season calling the action. Dave Winder, MSU Assistant AD provides commentary. Froggy103.com and GoRacers.com has free online streaming audio. Free online streaming video is available at OVCDigitalNetwork.com.

The Racers have won 19 of the 20 meetings in the series that dates back to JSU's entry as an Ohio Valley Conference member in 2004. JSU scored it's first win over MSU in 2013 at Mathews Coliseum. The Racers again face Coach Ray Harper who is in his first season with the Gamecocks. MSU faced him many times over the years when he was an assistant and then head coach at Western Kentucky.

MSU played its best game of the season Saturday in a 92-83 win over Tennessee State at the CFSB Center. The Racers opened the 69th season of collegiate basketball in the OVC by taking their ninth-straight opener. A lineup changed made the team click for Coach Matt McMahon when seniors Damarcus Croaker and Bryce Jones came off the bench to score a combined 46 points to go with Jonathan Stark's 26 points as the Racers posted the victory.

The Racers defeated Brescia 99-83 last week and then TSU 92-83. It marks their first back-to-back 90-point games since beating Belmont 92-77 (1-15-15) and Tennessee State (1-17-15) 91-72. Both games were at home. As the week begins, MSU is one of 47 teams in NCAA D-I that are scoring 81 points per game or better. MSU is taking care of the ball and ranks 61st in the NCAA with an assist/turnover ratio of 1.25.

MSU enters the JSU game with three of the top-18 scorers in the OVC with Jonathan Stark second at 21.0 points per game, just a tick behind Austin Peay's Josh Robinson who is at 21.6. Terrell Miller is 14th (13.7) and Bryce Jones is 18th (12.7).

The game at JSU, marks the start of a four game road trip over the next two weeks. Saturday the Racers travel to Cookeville and face the Tennessee Tech Golden Eagles. MSU returns home (Jan. 19) to host Eastern Kentucky.


MURRAY STATE PROBABLE STARTERS




G • 6-0 • SR.
BRYCE JONES




G • 6-0 • JR.
JONATHAN STARK



F • 6-8 • JR.
TERRELL MILLER



G • 6-4 • SR.
DAMARCUS CROAKER



F • 6-8 • SO.
BRION SANCHIOUS

PTS	12.7	PTS	21.0	PTS	13.7	PTS	11.1	PTS	3.5
REB	4.1	REB	3.7	REB	7.1	REB	5.0	REB	4.5
AST	56	AST	83	AST	23	AST	21	AST	7
STL	18	STL	22	STL	10	STL	17	STL	5

MSU vs JSU Recent Games

Year	Site	W/L	Score
2004	1Home	Won	89-84
2005	Away	Won	77-61
2005	Away	Won	91-72
2006	Home	Won	78-72
2006	2Neutral	Won	69-64
2006	Home	Won OT	72-71
2007	Away	Won	63-61
2007	Away	Won	79-65
2008	Home	Won	95-85
2009	Away	Won	63-56
2009	Home	Won	57-54
2010	Home	Won	92-68
2010	Away	Won	75-67
2011	Away	Won	71-62
2011	Home	Won	60-59
2012	Home	Won	66-55
2013	Away	Lost	64-65
2014	Home	Won	73-65
2015	Away	Won	84-57
2016	Home	Won	69-54

1 - 1st game vs MSU as OVC member
2 - OVC Tourn. Semi, Nashville

EVENT INFORMATION

Date-Time: Jan. 5 - 7:30 p.m. CT

Site: Murray, Ky. **Arena:** CFSB Center

TV: None **Radio:** **Racer Radio** - WFGE 103.7 FM - Neal Bradley & Dave Winder

Web Streaming: **Audio:** GoRacers.com & Froggy103.com **Video:** OVCDN **Live Stats:** GoRacers.com & StatBroadcast.com

Twitter In Game: @RacersHoops @RacerDave23

Series History

Overall: MSU 19-1 **Home:** MSU 10-0 **Away:** MSU 8-1 **Neutral:** MSU 1-0 **Overtime:** MSU 1-0
2006 MSU won at home 72-71 OT

First Meeting: 2004 Home - MSU won 89-84

Last Meeting: 2016 Home - MSU won 69-54

MSU Next: Away (Jan. 7) Tennessee Tech

JSU Next: Home (Jan. 7) Austin Peay



2016-17 SCHEDULE

NOVEMBER

11	Illinois State	Home	Won	73-70
15	Middle Tennessee	Away	Lost	87-81
19	^Green Bay	Neutral	Won	93-77
20	^UMKC	Neutral	Lost	85-74
21	^Bowling Green	Away	Lost	78-77
26	Alabama A&M	Home	Won	91-54
29	Southern Illinois	Away	Lost	OT 89-85

DECEMBER

03	Detroit	Home	Won	86-76
10	Evansville	Away	Lost	78-46
12	Bethel	Home	Won	103-65
15	Ole Miss	Away	Lost	78-73
17	S. Dakota State	Away	Lost	OT 88-84
22	Wright State	Home	Lost	77-62
29	Brescia	Home	Won	99-83
31	*Tenn. State	Home	Won	92-83

JANUARY

05	*Jacksonville State	Away	OVCDN	730p
07	*Tennessee Tech	Away	OVCDN	730p
12	*Eastern Illinois	Away	OVCDN	7p
14	*SIUE	Away	OVCDN	7p
19	*Eastern Kentucky	Home	OVCDN	7p
21	*Austin Peay	Away	OVCDN	630p
26	*SE Missouri	Home	OVCDN	7p
28	*UT Martin	Home	OVCDN	7p

FEBRUARY

02	*Belmont	Home	ESPNU	8p
08	*Morehead State	Away	OVCDN	6p
11	*Austin Peay	Home	OVCDN	7p
16	*SIUE	Home	ESPNU	6p
18	*Eastern Illinois	Home	OVCDN	7p
23	*SE Missouri	Away	OVCDN	630p
25	*UT Martin	Away	OVCDN	6p

MARCH

01	OVC Tournament	Neutral	OVCDN	6 or 8
02	OVC Tournament	Neutral	OVCDN	6 or 8
03	OVC Tournament	Neutral	ESPNU	630 or 9
04	OVC Tournament	Neutral	ESPN2	7p

* OVC Games **BOLD** - Home Game Φ Doubleheader
^ - BGSU Tournament, Bowling Green, Ohio
- OVC Tournament, Nashville - Municipal Auditorium



MURRAY STATE ROSTER - PLAYING ROSTER

Table with columns: No, Player, P, H, W, C, Hometown (Previous School). Lists 40 players with their stats and hometowns.



Coaching Staff & Support Staff

Head Coach: Matt McMahon (Appalachian State 2000) 2nd Season (Assistant 4 seasons, 2011-15)

Assistant Coaches: James Kane (Florida 2005) 6th Season

Tim Kaine (Winthrop 2002) 2nd Season

Shane Nichols (Wofford 2008) 2nd Season

Athletic Trainer: Eric Frederick (TCU 1992) 24th season

Strength & Conditioning Coach: David Land (Appalachian State 2011) 4th Season

Media Relations: Dave Winder (Murray State 1987) 16th Season

Administrative Assistant: Crystal Morrow (Murray State 1994) 20th Season

Pronunciations

Table listing player names and their pronunciations: Jaylen Dupree (JAY-lynn Doo-PREE), Jerami Grace (Jair-am-EE), Dondre Griffin (Don-DRAY), Tim Kaine (Cane), James Kane (Cane), Gee McGhee (Rhymes with bee), Matt McMahon (Mick-Man), Brion Sanchious (Bree-ON SANG-Chus), Jachai Taylor (JUH-Kye).

PROGRAM INFORMATION

Table with program information: Location (Murray, Ky. (42071)), Founded (1922), Enrollment (10,495), Colors (Navy & Gold), Nickname (Racers), Conference (Ohio Valley), Arena (CFSB Center (8,600)), President (Dr. Bob Davies), Director of Athletics (Allen Ward), Athletics Faculty Rep. (Dr. Dave Gesler).

2015-16 SEASON

Table with 2015-16 season statistics: 2015-16 Season (17-14), 2015-16 OVC (10-6 (Tie 1st West)), First Season (1925-26), Seasons (92nd in 2016-17 (69th in OVC)), All-Time Record (season start) (1,569-867 (.644)), All-Time OVC Rec (season start) (648-327 (.664)).

RACER HISTORY

Table with Racer History statistics: OVC Regular Season Championships (24), OVC Tournament Championships (15), NCAA Tournament Appearances (15), NIT Tournament Appearances (8), CIT Tournament Appearances (1), Consecutive Winning Seasons (29), Streak started in 1987.

All-Time Coaches

Table with All-Time Coaches statistics: Carlisle Cutchin (16), Rice Mountjoy (1), John Miller (6), Harlan Hodges (7), Rex Alexander (3), Cal Luther (16), Fred Overton (4), Ron Greene (7), Steve Newton (6), Scott Edgar (4), Mark Gottfried (3), Tevester Anderson (5), Mick Cronin (3), Billy Kennedy (5), Steve Prohm (4), Matt McMahon (1).

OVC MVP's

Table with OVC MVP's statistics: Jim Jennings (1964), Claude Virden (1969), Les Taylor (1972) (1973), Gary Hooker (1980), Glen Green (1983), Jeff Martin (1988) (1990), Popeye Jones (1990) (1991), Marcus Brown (1995) & (1996), De'Teri Mayes (1998), Aubrey Reese (2000), Cuthbert Victor (2004), Isaiah Canaan (2012) & (2013 Co-MVP), Cameron Payne (2015).

All-Conference Selections

128

MEDIA INFORMATION

Weekly News Conference: Head Coach Matt McMahon conducts a weekly Q&A session with area media members at the CFSB Center. Lunch is provided. Video will be available on GoRacers.com. In most weeks, the news conference is on Monday and is usually held at noon.

Practice Coverage: MSU practices are generally open. Player interviews are limited to one day per week for players. Coach McMahon is available every day before or after practice.

Video Service: Any television stations and networks needing video of individual MSU players and game footage are asked to call Matt Hall (270) 809-6184 or cell (859) 753-7744 for FTP.

CFSB Center Parking: Media parking is in lot 4 of the home of the Racers, the CFSB Center. The entrance is off of the Highway 121 Bypass on the southwest side. The address for the CFSB Center is: 1401 KY-121, Murray, KY 42071

Click here for the Google map link.

Post-Game Interviews: For home games, Coach McMahon and select MSU players will be available in the media interview area, which is in the room next to the MSU locker room. Interviews begin after a 10 minute cooling off period. Visiting coaches can come to the media area at their discretion. For road games, Coach McMahon will be available for interviews after he is finished with his radio interview. This could be done on the court or at the home team's interview area.

OVC Teleconference: The Ohio Valley Conference will hold teleconferences during the season. Contact Kyle Schwartz of the OVC for phone dates, number and passcode. (615) 371-1688. His email is: kschwartz@ovc.org. You can also contact Dave Winder for the information.

OVC CONTACT

Kyle Schwartz
Assistant Commissioner for Media Relations
Office: (615) 690-6685
Cell: (615) 775-1937
E-mail: kschwartz@ovc.org
Web Page: http://www.OVCSports.com
Twitter: @OVCSports

**MSU 92 TSU 83 Game Notes**

The Murray State Racers overcame an eight-point halftime deficit to score 57 points in the second half in route to a 92-83 win Saturday over the Tennessee State Tigers.

Jonathan Stark, Damarcus Croaker and Bryce Jones combined for 72 points.

As a founding member of the OVC, the Racers started their 69th season of OVC basketball.

The Racers have now won nine-straight OVC openers since their last loss to Eastern Kentucky at home in 2008.

After 14 games of up and down results, the Racers have won back-to-back games for the first time this season.

Stark pushed his streak of hitting at least one 3-point basket to the first 15 games of the season. He was 1-of-5.

Croaker's 25 points was his season-high and one off his career high of 26 he had last season against Eastern Illinois.

Jones hit a career-high four 3-point shots for the Racers.

MSU had three players with 20-plus points for just the fifth time since 1997 when Stark, Croaker and Jones did it today. The last instance was at Belmont (2-6-14) when Cameron Payne scored 29 points, with 21 from Jarvis Williams and 20 from T.J. Sapp.

Here are the other MSU games since 1997 with three 20-point scorers: (

Payne (29), Williams (21) & Sapp (20)
A Belmont 2-6-14

Payne (27), Moss & Williams (20)
H UT Martin 1-5-14

Canaan (32), Wilson (21), Daniel (20)
Lipscomb 11-26-12

Mayes (23), Rainey (21), Townsend (21)
SEMO 2-6-97

The game featured 58 total fouls and 69 free throws. MSU hit 81 percent (35-of-43) and TSU 77 percent (20-of-26).

MSU's 35 made free throws is a season high. MSU hit 31 Thursday against Brescia. MSU has 66 made free throws in the last two games.

The Racers forced TSU into 16 turnovers. It is MSU's season-high against an NCAA D-I team. They had previous played UMKC in November and made the Roos turn it over 15 times.

Racer Observations

• Former Racer Cameron Payne (2013-15) is taking one step closer to returning to the NBA's Oklahoma City Thunder. He was sent to the OKC D-League team this week and will play a few games for the Oklahoma City Blue to get his conditioning and timing back before playing again for the big club. The second-year guard

12/31/16 11:05 AM at Murray, Ky. (CFSB Center)
MURRAY STATE 92, TENNESSEE STATE 83

TENNESSEE STATE (9-4 (0-1 OVC)

Martin,Wayne 7-10 5-6 19; Reddick,Darreon 5-13 5-7 17; McCall,Tahjere 5-94-6 14; Everett,A'torey 4-8 3-3 12; Reed,Jordan 4-11 3-3 11; Spencer,Delano 2-7 0-0 5; Hamilton,K. 2-5 0-0 5; Mekowulu,Christian 0-0 0-0 0; Oyediran,Samson 0-0 0-1 0; Chaney,Armani 0-0 0-0 0. Totals 29-63 20-26 83.

MURRAY STATE (7-8 (1-0 OVC)

Stark,Jonathan 7-17 11-12 26; Croaker,Damarcus 8-13 8-10 25; Jones,Bryce 5-8 7-8 21; Dupree,Jalen 2-2 2-3 6; Mcghee,Gee 1-3 2-2 5; Miller,Terrell 1-8 3-4 5; Sanchious,Brion 1-2 2-4 4; Taylor,Jachai 0-2 0-0 0; Grace,Jerami 0-0 0-0 0. Totals 25-55 35-43 92.

Tennessee State 43 40 83
Murray State 35 57 92

3-point goals--Tennessee State 5-15 (Reddick,Darreon 2-5; Everett,A'torey 1-2; Hamilton,K. 1-1; Spencer,Delano 1-4; Reed,Jordan 0-1; McCall,Tahjere 0-1; Martin, Wayne 0-1), **Murray State** 7-21 (Jones,Bryce 4-6; Croaker, Damarcus 1-2; Stark,Jonathan 1-5; Mcghee,Gee 1-2; Taylor, Jachai 0-1; Miller,Terrell 0-5). **Fouled out--Tennessee State**-Martin,Wayne; McCall,Tahjere; Hamilton, K.; Reed,Jordan; Mekowulu,Christian, **Murray State**-Dupree, Jalen; Sanchious,Brion. **Rebounds--Tennessee State** 38 (Martin,Wayne 16), **Murray State** 34 (Sanchious, Brion 6). **Assists--Tennessee State** 9 (Reddick, Darreon 2; Everett,A'torey 2; McCall,Tahjere 2; Chaney, Armani 2), **Murray State** 14 (Stark,Jonathan 5). **Total fouls--Tennessee State** 35, **Murray State** 23.

Technical fouls--Tennessee State-Martin,Wayne; Reed,Jordan; McCall,Tahjere, **Murray State**-Dupree,Jalen; Miller,Terrell. **A-3314**

NCAA D-I Players With 20ppg & 5.5apg

School	First	W-L	Total
Jaylen Adams	St. Bonaventure	Jr.	23.5 6.2
Markelle Fultz	Washington	Fr.	22.3 6.7
Alec Wintering	Portland	Sr.	21.9 6.1
T.J. Williams	Northeastern	Sr.	21.1 5.8
Jonathan Stark	Murray State	Jr.	21.0 5.5

OVC Players In The NBA

Player	Team	Year	Season	City
Kenneth Faried	MOR	2011	6th Season	Denver
Isaiah Canaan	MUR	2013	5th	Chicago
Robert Covington	TSU	2013	4th	Philadelphia
Ian Clark	BEL	2013	5th	Golden State
Cameron Payne	MUR	2015	2nd	Oklahoma City

16-17 OVC PRESEASON POLL

2016-17 Preseason OVC Predicted Order of Finish
Overall OVC Champion: Belmont(16 1stplace votes)

Other Teams Receiving Overall First-Place Votes:
Tennessee State (6), Eastern Kentucky (1), Morehead State (1)

East Division

1. Belmont (16 first-place votes) – 126 points
2. Tennessee State (6) - 106
3. Morehead State (1) - 98
4. Tennessee Tech - 62
5. Eastern Kentucky (1) - 60
6. Jacksonville State - 40

West Division

1. Murray State (21 first-place votes) – 131 points
2. Eastern Illinois - 95
3. Austin Peay (2) - 88
4. UT Martin (1) - 82
5. SIUE - 54
6. Southeast Missouri – 42

16-17 OVC PRESEASON TEAM

Name	School	P	Ht	Class
Taylor Barnette	BEL	G		Sr.
*Evan Bradds	BEL	F		Sr.
Antonius Cleveland	SEMO	G		Sr.
Cornell Johnston	EIU	G		Jr.
Bryce Jones	MUR	G		Sr.
Aleksa Jugovic	TTU	G		Jr.
Wayne Martin	TSU	F		Sr.
Nick Mayo	EKU	F		So.
Tahjere McCall	TSU	G		Sr.
Xavier Moon	MOR	G		Sr.
Josh Robinson	APSU	G		Jr.

* OVC Preseason Player of the Year

OVC WEEKLY AWARDS**Newcomer of the Week**

Jonathan Stark	Nov. 14
Jonathan Stark	Nov. 21
Jonathan Stark	Nov. 28
Jonathan Stark	Dec. 5
Terrell Miller	Dec. 26

RECENT OVC CHAMPIONS

Season	Reg.	Rec	Tournament
2001-02	Tenn. Tech	13-3	Murray State
2002-03	APSU/MOR	13-3	Austin Peay
2003-04	Austin Peay	16-0	Murray State
2004-05	Tenn. Tech	12-4	E. Kentucky
2005-06	Murray State	17-3	Murray State
2006-07	Austin Peay	16-4	E. Kentucky
2007-08	Austin Peay	16-4	Austin Peay
2008-09	UT Martin	14-4	Morehead St.
2009-10	Murray State	17-1	Murray State
2010-11	Murray State	14-4	Morehead St.
2011-12	Murray State	15-1	Murray State
2012-13	Belmont	14-2	Belmont
2013-14	Belmont	14-2	E. Kentucky
2014-15	Murray State	16-0	Belmont
2015-16	Belmont	12-4	Austin Peay



RACER TRENDS/FACTS (Continued)

hasn't played this season after he had a fractured bone in his right foot during training camp. Murray State fans will be rooting for Cameron when the Blue plays Jan. 3 at Salt Lake City and Jan. 5 at Reno and at home Jan. 7 vs. Greensboro. Payne averaged 5.0 points, 1.9 assists and 1.5 rebounds during his rookie season.

- As a founding member of the OVC, the Racers have been a part of all of the previous 68 seasons of basketball. MSU seeks its 25th regular season title. They most recently won the championship in 2012 and 2015. Murray State is 51-18 (.718) all-time in OVC openers and are 30-5 at home (.857) after the win over TSU (Dec. 31). Since 1981, the Racers are 27-7 (.771).

- Jonathan Stark recorded the rare 4-point play late in the game at South Dakota State when he hit a 3-point basket and was fouled and made the free throw. The Racers have had one 4-point play in the last four seasons. Gee McGhee against Evansville (2015), Jarvis Williams against Middle Tennessee (2014) and Isaiah Canaan against South Dakota State (2013). Williams' 4-point play at MTSU in 2014 was the rarest of rare. He made a shot and was fouled. When he went to the line, he missed the free throw, but grabbed the rebound and scored.

- Jonathan Stark was named OVC Newcomer of the week in four-straight weeks (Nov. 14, 21, 28 & Dec. 5). He joins a short list of eight OVC players that have won one of the league's weekly honors four or more consecutive weeks. He's the second player to win the OVC Newcomer of the Week award four times, following Jarekious Bradley of Southeast Missouri State in the 2013-14 season.

- Terrell Miller was named OVC Newcomer of the Week on Monday after his 21-point/11 rebound effort last week against Wright State.

**Cameron Payne (2nd Season)**

Former Racers All-America Cameron Payne is in his second season with the Oklahoma City Thunder after he was the 14th overall pick in the 2015 NBA Draft. Payne was the OVC Freshman of the Year in 2014 and the OVC Player of the Year in 2015. He led the OVC in scoring at 20.2 points per game and was 13th in NCAA D-I. KenPom.com ranked Payne third ranked nationally in efficiency.

Career Highs

Points		
12-29-15	Milwaukee	16
Assists		
02-12-16	New Orleans	8
Rebounds		
01-20-16	Charlotte	5
Steals		
01-19-16	@Denver	4

#22 - CAMERON PAYNE 2016-17 SEASON STATS - OKLAHOMA CITY THUNDER (2016-17)

G	MPG	FG	ATT	%	3P	ATT	%	FT	ATT	%	OR	R	A	T	S	B	PF	PTS	AVG
Currently on injured list with right foot injury																			

**Isaiah Canaan (4th Season)**

Former Racers All-America Isaiah Canaan is with the Chicago Bulls for his fourth NBA season. He spent 2015-16 with the Philadelphia 76ers after being traded from the Houston Rockets, the team that drafted him in 2013.

Canaan played for Murray State from 2009-13 and is the fifth all-time scorer with 2,050 points. He was a two-time OVC Player of the Year. Canaan was part of MSU's winningest class with 106 wins in four seasons.

Career Highs

Points		
12-16-15	Atlanta	24
Assists		
12-07-15	San Antonio	5
Rebounds		
10-28-15	@Boston	7
Steals		
01-30-16	Golden State	4

#0 - CANAAN SEASON STATS - PHILADELPHIA 76ERS (2016-17)

G	MPG	FG	ATT	%	3P	ATT	%	FT	ATT	%	OR	R	A	T	S	B	PF	PTS	AVG
26	19:14	56	149	.376	21	82	.256	22	25	.880	5	42	28	17	19	1	3	155	6.0

NCAA D-I Made 3-pointers Per Game (Jan. 2)

Team	G	3FG	3PG	Avg
17 Vanderbilt	13	7-6	129	9.9
18 Belmont	11	7-4	109	9.9
19 Liberty	15	7-8	148	9.9
20 Michigan	14	10-4	137	9.8
21 Wofford	14	6-8	136	9.7
22 UMBC	13	9-4	126	9.7
23 Purdue	15	12-3	145	9.7
Davidson	12	7-5	116	9.7
25 UTRGV	17	8-9	164	9.6
26 Marquette	14	10-4	135	9.6
Villanova	14	14-0	135	9.6
28 Ohio	11	8-3	106	9.6
29 NJIT	15	7-8	144	9.6
30 Monmouth	14	10-4	133	9.5
31 UMKC	15	7-8	142	9.5
UNCG	15	10-5	142	9.5
33 USC Upstate	16	9-7	151	9.4
34 Iona	14	9-5	132	9.4
Indiana	14	10-4	132	9.4
36 Weber St.	13	7-6	122	9.4
37 Utah Valley	14	7-7	131	9.4
Elon	14	8-6	131	9.4
Creighton	14	13-1	131	9.4
40 Lehigh	12	7-5	112	9.3
William & Mary	12	6-6	112	9.3
42 Jacksonville	16	11-5	149	9.3
43 Hartford	14	5-9	130	9.3
44 La Salle	11	6-5	102	9.3
45 Murray St.	15	7-8	139	9.3
Wyoming	15	11-4	139	9.3
Santa Clara	15	7-8	139	9.3
48 Oklahoma St.	13	10-3	120	9.2
Ball St.	13	9-4	120	9.2
St. Mary's (CA)	13	12-1	120	9.2

MSU CURRENT STREAKS**All Games W2**

Brescia, TSU
Last loss: WSU

At CFSB Center W2

Brescia, TSU
Last loss: WSU

On the Road L6

MTSU, BGSU, SIU, UE, Ole Miss, SDSU
Last Win: APSU

Neutral Floor L1

UMKC
Last win: GB in Bill Frack TournamentE

Non-OVC Home W1

Brescia
Last loss: WSU

Non-OVC Road L11

ODU, UGA, UH, ISU, WSU, MTSU, BGSU, SIU, UE, OM, SDSU
Last win: Tulsa (March 2015)

OVC Overall W2

UTM(last season final game), TSU
Last loss: EIU

OVC Home W3

SEMO, UTM, TSU
Last wloss APSU

OVC Road L1

EIU
Last Win: APSU

RECORD VS OPPONENTS

Opponent	First	Last	W	L
Illinois State	1971	2016	3	1
Middle Tennessee	1930	2016	104	35
Green Bay	2016	2016	1	0
UMKC	1978	2016	2	2
Bowling Green	1982	2016	2	1
Alabama A&M	2014	2016	3	0
Southern Illinois	1929	2016	16	18
Detroit	1999	2016	2	1
Evansville	1943	2016	25	12
Bethel	1926	2016	21	3
Ole Miss	1958	2016	3	3
South Dakota State	2013	2016	1	1
Wright State	1990	2016	0	4
Brescia	2012	2016	5	0
Tennessee State	1983	2016	52	17
Jacksonville State	2004	2016	19	1
Tennessee Tech	1930	2016	126	47
Eastern Illinois	1981	2016	43	9
SIU Edwardsville	1975	2016	15	3
Eastern Kentucky	1934	2016	98	61
Austin Peay	1941	2016	79	42
SE Missouri	1931	2016	56	19
UT Martin	1979	2016	46	5
Belmont	1986	2016	6	5
Morehead State	1934	2016	109	48



RACER TRENDS/FACTS (Continued)

- MSU has played some close games this season. In games decided by six points or less, MSU is 1-5 after the 78-73 loss at Ole Miss. MSU also lost 89-85 in overtime loss at SIU and 78-77 at Bowling Green. MSU beat Illinois State 73-70 opening night on a late 3-point shot by Jonathan Stark.
MSU's only leads at half this season have come at home. MSU led Alabama A&M, Bethel, Wright State and Brescia. MSU is 5-16 in the Coach McMahon era when trailing at halftime after the win over TSU (Dec. 31).
The Racers are hitting 3-point baskets at a record pace. However, they'd like to become more efficient. Through 15 games, the Racers' pace of 9.3 made threes per game is first in MSU history. MSU's all-time record if 7.83 from the 2012-13 season.
MSU senior guard Bryce Jones has a pair of games this season with 10 assists. He did it at Bowling Green (Nov. 21) and at South Dakota State (Dec. 17). He also had a game with 10 assists last season at Houston (12-02-15).
Jonathan Stark has made at least one 3-point basket in all 15 games this season. The MSU record is 40 by Isaiah Canaan that spanned the last 10 games of the 2011-12 season and all 30 games of the 2012-13 season.
Terrell Miller and Jonathan Stark had eye-opening debuts as Racers in the ISU game. Miller scored 23 points and Stark had the big stat line with 19 points, six rebounds and four assists. Miller's 23 points was the best Racer debut against a D-I opponent since Cameron Payne had 21 at Valparaiso in 2013 and Antoine Whelchel's 27 against Gardner-Webb in 2000. The Racers had six newcomers debut in the Illinois State game among the nine that played. Those newcomers were: Jalen Dupree, Jerami Grace, Terrell Miller, Jonathan Stark, Jachai Taylor and Gilbert Thomas. A year ago, the Racers debuted seven newcomers against Harris-Stowe.
After the 73-70 win over Illinois State, MSU is now 55-14 all-time in season openers since the start of the OVC in 1948 and they're 65-4 during that time in home openers. The win was MSU's first season opening win over a NCAA D-I opponent since 2010 when they defeated East Tennessee State at home. MSU had losses at Valparaiso (2013) and at home to Houston (2014).
MSU's school-record run of six-straight 20-win seasons came to an end in 2015-16 when they won 17. However the Racers still have an impressive streak of 13-straight seasons with at least 10 conference wins. The last time MSU failed to get 10 was in the 2002-03 season when they were 9-7 in the OVC.

Indeed, the rookie season for Coach Matt McMahon in 2015-16 was a rollercoaster. The Racers' high-water mark was four games above .500. MSU has never been worse than two games under.

The Racers are surely glad to get forward Brion Sanchious back in the lineup. Last season as a freshman, he was into his 17th game and fifth start (Jan. 14) at Belmont when he injured his knee and missed the final 14 games.

As The Season Unfolds

As the 16th head coach of the Racers, Matt McMahon enters his second season as Murray State plays its 92nd season of collegiate basketball and soon, their 69th in the OVC. The Racers are looking for their 30th straight winning season. Entering the 2016-17 season, their 29 straight seasons is tied for the fourth best streak in the nation. MSU's streak of consecutive winning seasons is tied with UConn. Syracuse leads with 47 straight, Kansas (33) and Arizona (32) are second and third.

The Racers are hunting for their 16th NCAA Trip and first since 2012 as they play the 2016-17 season. The Racers were picked as the favorite in the OVC West Division and Bryce Jones was their lone selection to the All-Preseason Team.

Friendly Confines - The Bank

It's hard to believe the 2016-17 season is the 19th for the Racers in the CFSB Center. Formerly known as the Regional Special Events Center, the arena opened in the fall of 1998. Just like they did for 48 years at Racer Arena, MSU has enjoyed a home winning percentage at "The Bank" of 85 percent.

Racers Picked As OVC West Favorites

The Racers were selected as the favorite for the Ohio Valley Conference West Division in a vote by the league's head coaches and sports information directors and senior guard Bryce Jones was named to the OVC Preseason Team on Oct. 26. Murray State is the predicted top team in the OVC West, ahead of Eastern Illinois, Austin Peay, UT Martin, SIUE and Southeast Missouri. Belmont was the top pick in the OVC East. MSU's Bryce Jones was named to the OVC Preseason Team after he had an outstanding junior campaign.

McMahon Seeks First OVC Title

Coach Matt McMahon will try to join the list of Racer coaches that have won at least one OVC regular season title. The last eight coaches dating all the way back to Ron Greene in 1980 have won titles. After

SPECIALTY STATISTICS

PIP - Points in Paint POT - Points off turnovers
2ND - Second Chance Points FB - Fast break Points POB - Points Of The Bench

Table with 6 columns: Opponent, PIP, POT, 2ND, FB, POB. Rows include Illinois State, Middle Tenn., Green Bay, UMKC, Bowling Green, Alabama A&M, Southern Illinois, Detroit, Evansville, Bethel, Ole Miss, S. Dakota State, Wright State, Brescia, Tennessee State, Jacksonville State, Tenn. Tech, Eastern Illinois, SIUE, Eastern Kentucky, Austin Peay, SE Missouri, UT Martin, Belmont, Morehead State, Austin Peay, SIUE, Eastern Illinois, SE Missouri, UT Martin.

SEASON RECORDS

Table with 3 columns: Statistic, 15-16, 16-17. Rows include Home, Road, Neutral Floor, Lead Halftime, Trailing Halftime, Tied at Halftime, Lead 5:00 left, Trailing 5:00 left or tied, Overtime Games, Decided by +5 or less, MSU shoots better 50%, MSU shoots less 50%, Opp. shoots better 50%, Opp. shoots less 50%, MSU makes more three's, MSU less three's or tied, MSU more rebounds, MSU less rebounds or tied.

**SEASON NOTES (Continued)**

Greene, the list includes: Steve Newton, Scott Edgar, Mark Gottfried, Tevester Anderson, Mich Cronin, Billy Kennedy and Steve Prohm.

Racers Get Three Home TV Games In 2016-17

The Racers have three regular season home games at the CFSB Center on national television this season. The CBS Sports Network carried the Racers' game at the CFSB Center when Tennessee State visited New Year's Eve (Dec. 31).

The Murray State home games with Belmont (Feb. 2, 8 p.m.) and SIUE (Feb. 16, 6 p.m.) were selected to air on ESPNU. A total of 15 OVC games are now set to air on either an ESPN channel or CBS. The Racers' 11 a.m. tip marks the fifth New Year's Eve game for the Racers and the first since 1991 when Murray State played at Arkansas State. It's the first New Year's Eve home game for MSU since 1988 when the Racers hosted Evansville. Additionally, the Racers have several games on OVCDigitalNetwork.com and ESPN3.

Murray State Set For its 92nd Season Of Collegiate Basketball

The 2016-17 season marks the 92nd season of Racer Basketball. The first season under Coach Carlisle Cutchin came in 1925, two years after what was called Murray Normal School was opened. As one of the founding members of the OVC in 1948, the Racers play their 69th season in the league when they open with Tennessee State at home on New Year's Eve.

Racer Basketball By The Numbers

- 3 NCAA Tournament wins - Beat NC State (1988), Vanderbilt (2010), Colorado State (2012)
- 8 National Invitational Tournament Appearances - 2015 Quarterfinalists
- 2 NBA Draft selections since 2013. Isaiah Canaan to Rockets in 2013, Cameron Payne to OKC in 2015.
- 13 Current Consecutive Seasons With 10+ Conference Wins
- 15 OVC Tournament Championships - Last in 2012
- 15 NCAA Tournament Appearances - Last in 2012
- 16 Head Coaches - Matt McMahan was hired on June 9, 2015
- 18 OVC Player of the Year Awards - Last Was 2015 - Cameron Payne
- 24 OVC Regular Season Championships - Last in 2015
- 29 Current Consecutive Winning Seasons - Streak Started in 1987
- 80 Winning Seasons - - Since 1979 MSU Has 36 winning seasons in the 37
- 92 Total Seasons in 2016-17 - All-Time (season start) 1,569-867 (.644), OVC (season start) 648-327 (.664)
- 128 All-OVC Selections

Important dates to remember.**February 2**

The first of two Murray State home games on ESPNU will be broadcast when the Belmont Bruins come to town. The Racers lead the all-time series 7-4 and beat the Bruins at home in 2015.

February 16

SIUE is at the CFSB Center for another televised game on ESPNU

February 18

This is the final regular season home game for the Racer seniors when Eastern Illinois comes to Murray State. The Racers will celebrate the careers of Damarcus Croaker, Gee McGhee and Bryce Jones.

March 1-4

The OVC Tournament will be contested at Municipal Auditorium in Nashville. The Racers will be looking to get the NCAA Tournament for the first time since 2012.

OVC Tournament Means Music City Madness

Once again the Racers will look for postseason glory at the OVC Tournament. When the Racers lost in the quarterfinals last spring to Morehead State, it marked their 100th game in the event and their 50th appearance. MSU has won the OVC Tournament 15 times which has led to 15 NCAA Tournament trips, both are the tops in the OVC. MSU's last title was in 2012, when they finished 31-2 and earned the highest NCAA seed in OVC history of No. 6. There aren't many times in which the OVC Tournament didn't have the Racers in it. Only three times, have the Racers not qualified for the event: 1975, 1978 and 1979. When it comes to seeding, the Racers have been a high seed in most seasons. Since seeding started in 1986, MSU has been the No. 1 seed 16 times and No. 2 seed six times.

This season marks the seventh-straight season for the event to be played at Municipal Auditorium and 12th time overall. The combined men's and women's tournaments have been held at the venue (1994, 1995, 1996, 2004, 2008, 2011, 2012, 2013, 2014, 2015, 2016); the men's tournament was also held at the Muni in 1967

Consecutive Winning Seasons**At of the start of 2016-17 season**

Team	Conference	Streak	2015-16
Syracuse	ACC	47	23-14
Kansas	Big-12	33	33-5
Arizona	Pac-10	32	25-9
Murray State	OVC	29	17-14
Connecticut	AAC	29	25-11
Kentucky	SEC	26	27-9
Gonzaga	WCC	25	28-8
Maryland	Big-10	23	29-7
Duke	ACC	21	25-11
Xavier	Big East	20	28-6
Michigan State	Big-10	19	29-6
UNLV	MWC	18	18-15
Wisconsin	Big-10	18	22-13
*Memphis	AAC	16	19-15
Pittsburgh	ACC	16	21-12
VCU	A-10	16	25-11
Davidson	A-10	15	20-13
Louisville	AAC	15	23-8
Saint Mary's	West Coast	14	29-6
Northern Iowa	MVC	12	23-13
* - 2007-08 Season Vacated			

OVC ACTIVE LEADERS**(AS OF Jan. 2)****POINTS SCORED**

- 1540 Evan Bradds, Belmont
- 1289 Antonius Cleveland, Southeast Missouri
- 1228 Josh Robinson, Austin Peay
- 814 Aleksa Jugovic, Tennessee Tech
- 803 Taylor Barnette, Belmont
- 11th 585 Bryce Jones, Murray State

REBOUNDS

- 768 Evan Bradds, Belmont
- 479 Antonius Cleveland, Southeast Missouri
- 409 Wayne Martin, Tennessee State
- 376 DeJuan Marrero, Morehead State

ASSISTS

- 390 Cornell Johnston, Eastern Illinois
- 293 Austin Luke, Belmont
- 205 Antonius Cleveland, Southeast Missouri
- 203 Isaac McGlone, Eastern Kentucky
- 203 Malcolm Drumwright, Jacksonville State
- 6th 187 Bryce Jones, Murray State

STEALS

- 138 Isaac McGlone, Eastern Kentucky
- 133 Antonius Cleveland, Southeast Missouri
- 107 Tahjere McCall, Tennessee State
- 82 Jamaal Calvin, Southeast Missouri
- 81 Cornell Johnston, Eastern Illinois
- 77 Kedar Edwards, UT Martin
- 73 Josh Robinson, Austin Peay
- 64 Aleksa Jugovic, Tennessee Tech
- 9th 56 Bryce Jones, Murray State

BLOCKED SHOTS

- 77 Keenan Simmons, SIUE
- 65 Christian Cunningham, Jacksonville State
- 63 Antonius Cleveland, Southeast Missouri
- 49 Jalen Henry, SIUE
- 47 Nick Mayo, Eastern Kentucky

3-POINTERS MADE

- 183 Taylor Barnette, Belmont
- 155 Josh Robinson, Austin Peay
- 153 Cornell Johnston, Eastern Illinois
- 147 Aleksa Jugovic, Tennessee Tech
- 146 Nick Smith, Belmont
- 125 Isaac McGlone, Eastern Kentucky
- 108 Jamaal Calvin, Southeast Missouri
- 97 Erik Durham, Jacksonville State
- 97 Jacolby Mobley, UT Martin
- 89 Hakeem Rogers, Tennessee Tech
- 86 Amanze Egekeze, Belmont
- 85 Casey Teson, Eastern Illinois
- 82 Jaylen Babb-Harrison, Eastern Kentucky
- 79 Malcom Drumwright, Jacksonville State
- 79 Miguel Dicient, Morehead State

**SEASON NOTES (Continued)**

and 1989. The OVC contract to play at Municipal Auditorium is in its final season.

Since 2010, the Racers are 8-5 in the OVC Tournament with championships in 2010 and 2012.

Winning Comes With Hard Work

Murray State enters the 2016-17 season with 29 consecutive winning seasons. MSU is in lofty company with Syracuse who is at the top at 47 straight winning seasons. Kansas, Arizona have 33 and 32 straight. The Racers remain tied with UConn at 29. After a losing season (13-15) in 1986- 87, Steve Newton started the run in the 1987-88 season and has been followed by Scott Edgar, Mark Gottfried, Tevester Anderson, Mick Cronin, Billy Kennedy, Steve Prohm and Matt McMahon.

The Streak Remembered

Jan. 15, 2017 is the 17th anniversary of MSU's school-record 47-game home win streak coming to an end. It was an amazing time as the Racers' streak (which was the longest in the nation) spanned the closing of Racer Arena (30 wins) and the opening of what now is called the CFSB Center (17 wins). Coaches Mark Gottfried (now at NC State) and Tevester Anderson were the coaches. This amazing home streak began on Nov. 23, 1996 with an 84-45 win over Belmont and it ended with an 84-78 loss to Southeast Missouri on Jan. 15, 2000. 1,149 days passed from the time the streak started to the day it ended. Or three years, one month, 24 days excluding the end date.

21st Anniversary Single-Game Scoring

Dec. 16 marked the 21st anniversary of Marcus Brown setting the Murray State single-game scoring mark with 45 points against Washington (Mo.). The game was played at Racer Arena in 1995 where MSU won 108-87. Brown was 14-of-18 from the field and didn't attempt a 3-point shot. He also went to the free throw line 13 times and hit every one. The former record of 44 points by Herb McPherson (vs Middle Tennessee) had stood since 1966.

Brown, out of West Memphis, Arkansas, played for the Racers from 1992-96 and today is still the third all-time scorer at MSU with 2,236 points. He was inducted into the MSU Hall of Fame in 2010 and his jersey No. 5 was retired. Brown was drafted by the Portland Trailblazers of the NBA in 1996 and enjoyed a long career in the Euro League and scored 2,715 points.

Murray State Single Game Scoring

12-16-1995	Marcus Brown	45	Wash.-Mo	H
02-09-1966	Herb McPherson	44	Middle Tenn.	H
02-27-2001	1Isaac Spencer	42	Tennessee State	H
12-25-1997	2De'Teri Mayes	42	Arkansas	N
12-22-1952	Garrett Beshear	40	Dayton	H
12-29-1953	Garrett Beshear	40	Marshall	A
02-24-1996	Marcus Brown	39	Middle Tenn.	H
12-17-1992	Frank Allen	39	Tenn. Tech	H
01-08-1973	Les Taylor	39	Wm. Jewell	H
12-01-1990	Frank Allen	38	Western Ky.	H
02-25-1989	Jeff Martin	38	Eastern Ky.	H
12-07-1949	Madison Stanford	38	Tenn. Tech	H
02-13-2003	3James Singleton	37	Eastern Ill.	H
02-21-2002	4Justin Burdine	37	Eastern Ky.	H
02-07-1998	De'Teri Mayes	37	UT Martin	H
11-30-1991	Popeye Jones	37	Southern Illinois	H
03-12-1991	5Popeye Jones	37	Michigan State	N
02-11-1989	Jeff Martin	37	Middle Tenn.	A
01-09-1989	6Jeff Martin	37	Lamar	H
1 OVC Tournament in Murray				
2 San Jaun, P.R.				
3 8-of-8 in 3-pointers				
4 MSU record 9-of-9 from 3-point range				
5 NCAA Tournament in Knoxville, Tenn. - Overtime				
6 Overtime				

ACTIVE FORMER RACER HEAD COACHES

Steve Prohm - Iowa State
Coached at MSU 2011-15
Career at MSU: 4 seasons
Record: 104-29 (.741)



Billy Kennedy - Texas A&M
Coached at MSU 2006-11
Career at MSU: 5 seasons
Record: 107-53 (.668)



Mick Cronin - Cincinnati
Coached at MSU 2003-06
Career at MSU: 3 seasons
Record: 69-24 (.741)



Mark Gottfried - NC State
Coached at MSU 1995-98
Career at MSU: 3 seasons
Record: 68-24 (.739)

**FORMER RACER ASSISTANT COACHES AND MANAGERS**

Isaac Chew	Texas A&M	Assist. Coach
Amir Abdur-Rahim	Texas A&M	Assist. Coach
William Small	Iowa State	Assist. Coach
Bryan Sherrer	Three Rivers	Assist. Coach
Mark Wiesemann	Fresno State	Special Assist.
Tim MacAllister	Creighton	Video Coord.
Kevin Hargis	Stewart Co HS	Jr. High Coach
Terrance Miles	Murray HS	Fr. Coach
Josh Gibson	Brescia	Head Coach
Tyler Holloway	Belmont	Dir. of Ops
Bret Campbell	Chipola College	Head Coach
Marcus Smith	BEST Academy	Head Coach
Nick Matson	Fresno State	Dir. of Ops
Dusty May	Florida	Assist. Coach
Jamall Walker	Illinois	Assist. Coach
Chad Dollar	Auburn	Assist. Coach
Darren Savino	Cincinnati	Assist. Coach
T.J. Wolf	Cincinnati	Student-Ath Dev.
Matt Grady	Manhattan	Assoc. HC
Tim Haworth	Hopkinsville HS	Head Coach
Scott Sivills	McCracken Co HS	Head Coach
Terry Birdsong	Calloway Co HS	Head Coach



HEAD COACH MATT MCMAHON



Entering his second season at the helm Murray State men's basketball, Matt McMahon is the 16th head coach in program history. He was named to the position on June 9, 2015.

McMahon came back to MSU after a short stint at Louisiana Tech when Steve Prohm left to take the coaching job at Iowa State. McMahon's history with the Racers began when he joined Prohm as an assistant in 2011 where he helped the Racers to 104 victories over the four seasons, including a pair of Ohio Valley Conference championships, a CollegeInsider Tournament Championship and an appearance in the National Invitation Tournament quarterfinals.

In his rookie season with the Racers, McMahon was the third youngest rookie among NCAA D-I coaches and led the Racers to extension of their amazing streak of 29 consecutive winning seasons.

The McMahon file shows a career arc that pointed to him becoming a head coach sooner rather than later. After playing at Appalachian State in 1999, McMahon stayed at his alma mater and served under head coach Houston Fancher. In 2001, McMahon moved to Tennessee as graduate assistant to head coach Buzz Peterson. McMahon went back to Appalachian State in 2002 for his first full-time position with Coach Fancher. In 2010, McMahon rejoined Coach Buzz Peterson at UNC-Wilmington for one season before coming to Murray State when Steve Prohm was hired in 2011.

McMahon's expertise in college basketball is far reaching. Known in the field as an excellent recruiter, he also is among the best in the nation in the area of player development and game planning. In 2012, McMahon was named to the list of best assistant coaches by FoxSports.com and CollegeInsider.com.

The Racers' 2014-15 season was another historic campaign that saw MSU become the first team in school history to go undefeated in the OVC at 16-0. The Racers also set the school and OVC record with a 25-game win streak that was second in the nation. MSU finished 29-6 and advanced to the quarterfinals of the National Invitation Tournament.

In McMahon's first season with the Racers in 2011-12, he was part of an amazing run that saw the Racers go 31-2, gain a national top-10 ranking and No. 6 seed in the NCAA Tournament. The Racers won a game in the NCAA's and were the final undefeated team in the nation at 23-0. McMahon was involved with the Racers' 2013-14 season when they won the CollegeInsider Tournament championship and finished 23-11.

McMahon has coached All-OVC performers Isaiah Canaan, Donte Poole, Ivan Aska, Ed Daniel, Jarvis Williams, Cameron Payne and Jeffery Moss. Canaan and Payne were OVC Player of the Year selections. At Appalachian State, McMahon coached Southern Conference MVP Donald Sims as well as All-Conference picks Jeremy Clayton and D.J. Thompson. At UNCW, McMahon recruited Adam Smith, a Parade Second Team All-America selection.


McMahon, a native of Oak Ridge, Tenn., graduated from Appalachian State in 2000 with a degree in marketing. His wife Mary is a former standout for the Furman women's basketball team. The couple has two daughters, Maris (7) and Mabry (4), and a son, Mason (5).

VS OPPONENTS

Alabama A&M	2-0
Austin Peay	1-1
Belmont	0-1
Bethel	1-0
Bowling Green	0-1
Brescia	2-0
Detroit	1-0
Eastern Illinois	2-1
Eastern Kentucky	1-0
Evansville	0-2
Georgia	0-1
Green Bay	1-0
Harris-Stowe	1-0
Houston	0-1
Illinois State	1-1
Jacksonville State	1-0
Kansas City	0-1
Middle Tennessee	1-1
Milwaukee	1-0
Ole Miss	0-1
Morehead State	1-1
Pepperdine	1-0
SIU Edwardsville	2-0
South Dakota State	0-1
Southeast Missouri	2-0
Southern Illinois	0-2
UT Martin	1-1
Tennessee State	1-1
Tennessee Tech	0-1
Weber State	0-1
Wright State	0-2

MCMAHON FILE

Hometown: Oak Ridge, Tenn.
Birthdate: April 26, 1978
Education: Appalachian State, 2000
Degree: Marketing
High School: Oak Ridge
Family
Wife - Mary
Children
Maris (7)
Mason (5)
Mabry (4)



MCMAHON COACHING HISTORY

Season	School	Position	Rec	Conf	Finish	Tourney	Post Season
2000-01	Appalachian State	GA	11-20	7-9	T-3rd North	Quarterfinals	
2001-02	Tennessee	GA	15-16	7-9	4th SEC East	Quarterfinals	
2002-03	Appalachian State	Assistant	19-10	11-5	T-3rd North	Quarterfinals	
2003-04	Appalachian State	Assistant	9-21	4-12	T-1st North	1st Round	
2004-05	Appalachian State	Assistant	18-12	9-7	6th North	Quarterfinals	
2005-06	Appalachian State	Assistant	14-16	6-8	T-2nd North	Quarterfinals	
2006-07	Appalachian State	Assistant	25- 8	15-3	1st North(1st)	Quarterfinals	NIT 1st Rd
2007-08	Appalachian State	Assistant	18-13	13-7	T-1st North	1st Round	
2008-09	Appalachian State	Assistant	13-18	9-11	T-2nd North	Quarterfinals	
2009-10	Appalachian State	Assistant	24-13	13-5	1st North(2nd)	Runner-Up	CIT Semis
2010-11	UNC Wilmington	Assistant	13-17	7-11	7th	1st Round	
2011-12	Murray State	Assistant	31- 2	15-1	Champion	Champion	NCAA 3rd Rd
2012-13	Murray State	Assistant	21-10	10-6	West 1st/4th	Semifinals	
2013-14	Murray State	Assistant	23-11	13-3	West 1st/2nd	Semifinals	CIT Champs
2014-15	Murray State	Assistant	29- 6	16-0	West 1st/1st	Runner-Up	NIT Quarters
2015-16	Murray State	Head Coach	17-14	10-6	West T1/T5	Quarterfinals	



OHIO VALLEY CONFERENCE

OHIO VALLEY CONFERENCE 2016-17 STANDINGS (AS OF JAN. 2)

	--- OVC ---		----- Overall -----					
	Rec	Pct	Rec	Pct	H	A	N	Str
East Division								
Jacksonville State	1-0	1.000	7-7	.500	1-0	4-7	2-0	W1
Tennessee State	0-0	.000	9-3	.750	3-0	4-3	2-0	W1
Belmont	0-0	.000	6-4	.600	3-1	3-2	0-1	W2
Eastern Kentucky	0-0	.000	7-8	.467	5-1	1-6	1-1	W1
Morehead State	0-0	.000	4-9	.308	4-2	0-7	0-0	W1
Tennessee Tech	0-0	.000	4-11	.267	3-4	1-7	0-0	L5
West Division								
Eastern Illinois	0-0	.000	8-5	.615	5-1	3-4	0-0	L1
Murray State	0-0	.000	6-8	.429	5-1	0-6	1-1	W1
SIUE	0-0	.000	5-9	.357	2-3	2-5	1-1	W1
Southeast Missouri	0-0	.000	5-10	.333	4-2	1-6	0-2	W1
Austin Peay	0-0	.000	4-10	.286	2-3	0-6	2-1	L8
UT Martin	0-1	.000	10-6	.625	6-2	4-4	0-0	L2



SCHEDULE & RESULTS

Tuesday, December 27

Covenant 50 @Tennessee State 81

Wednesday, December 28

@Eastern Kentucky 70, UVa-Wise 51
@Morehead State 120, Asbury 77
@SIUE 85, Missouri S&T 67
@Western Kentucky 97, Austin Peay 92

Thursday, December 29

Jacksonville State 90, @UT Martin 72
@Southeast Missouri 89, Henderson State 75
@Murray State 99, Brescia 83

Saturday, December 31

@Murray State 92, Tennessee State 83
Belmont 82, @Austin Peay 77
@Southeast Missouri 81, Eastern Kentucky 48
Tennessee Tech 72, @SIUE 66
Jacksonville State 57, @Eastern Illinois 56
@UT Martin 81, Morehead State 77 (OT)

Monday, January 2

Kennesaw State at Tennessee State, 6:00 p.m.

Thursday, January 5

*UT Martin at Belmont, 6:00 p.m.
*Eastern Illinois at Morehead State, 6:45 p.m.
*SIUE at Eastern Kentucky, 7:00 p.m.
*Austin Peay at Tennessee Tech, 7:30 p.m.
*Murray State at Jacksonville State, 7:30 p.m.
*SE Missouri at Tennessee State, 7:30 p.m.

Monday, January 2

Kennesaw State at Tennessee State, 6:00 p.m.

Thursday, January 5

*UT Martin at Belmont, 6:00 p.m.
*Eastern Illinois at Morehead State, 6:45 p.m.
*SIUE at Eastern Kentucky, 7:00 p.m.
*Austin Peay at Tennessee Tech, 7:30 p.m.
*Murray State at Jacksonville State, 7:30 p.m.
*Southeast Missouri at Tennessee State, 7:30 p.m.

Saturday, January 7

*Eastern Illinois at Eastern Kentucky, 1:00 p.m.
*SIUE at Morehead State, 3:15 p.m.
*Austin Peay at Jacksonville State, 7:00 p.m.
*Southeast Missouri at Belmont, 7:00 p.m.
*Murray State at Tennessee Tech, 7:30 p.m.
*UT Martin at Tennessee State, 7:30 p.m.

MURRAY STATE CURRENT OVC STREAKS

ALL GAMES

Most Recent Game

Last Opposite Result

Opponent	Streak	Date	W/L	H/A	Score	Date	W/L	H/A	Score
SIUE	Won 5	02-11-16	Won	Away	70-64	01-18-14	Lost	Away	67-60
SE Missouri	Won 4	02-16-16	Won	Home	83-56	03-01-14	Lost	Away	118-115
Jacksonville State	Won 3	01-09-16	Won	Home	69-54	01-26-13	Lost	Away	65-64
Eastern Kentucky	Won 2	01-27-17	Won	Home	75-71	03-07-14	Lost	Neutral	86-83
Austin Peay	Won 1	02-20-16	Won	Away	76-60	02-06-16	Lost	Home	76-73
Tennessee State	Won 1	12-31-16	Won	Home	92-83	01-17-15	Won	Home	91-72
Eastern Illinois	Won 1	03-02-16	Won	Neutral	78-62	02-25-16	Lost	Away	85-74
UT Martin	Won 1	02-27-16	Won	Home	79-55	01-30-16	Lost	Away	63-59
Belmont	Lost 2	01-14-16	Lost	Away	81-73	01-15-15	Won	Home	92-77
Tennessee Tech	Lost 1	01-07-16	Lost	Home	71-65	01-08-15	Won	Away	83-67
Morehead State	Lost 1	03-03-16	Lost	Neutral	75-66	01-02-16	Won	Home	

HOME GAMES

Most Recent Game

Last Opposite Result

Opponent	Streak	Date	W/L	H/A	Score	Date	W/L	H/A	Score
Morehead State	Won 10	01-02-16	Won	Home	62-57	01-23-03	Lost	Home	76-83
Jacksonville State	Won 9	01-09-16	Won	Home	69-54	None - Racers lead 9-0 all-time			
SIUE	Won 9	01-23-16	Won	Home	70-54	02-13-75	Lost	Home	83-81
Belmont	Won 5	01-15-15	Won	Home	92-77	None - Racers lead all-time 5-0			
Eastern Illinois	Won 5	01-21-16	Won	Home	68-58	01-20-11	Lost	Home	61-60
UT Martin	Won 3	02-27-16	Won	Home	79-55	02-28-13	Lost	Home	69-68
Tennessee State	Won 3	12-31-16	Won	Home	92-83	02-09-12	Lost	Home	72-68
SE Missouri	Won 2	02-16-16	Won	Home	83-56	03-02-13	Lost	Home	84-68
Eastern Kentucky	Won 1	01-29-15	Won	Home	85-78 OT	01-09-13	Lost	Home	74-66
Austin Peay	Lost 1	02-06-16	Lost	Home	76-73	02-21-15	Won	Home	89-54
Tennessee Tech	Lost 1	01-07-16	Lost	Home	71-65	01-23-14	Won	Home	92-53

AWAY GAMES

Most Recent Game

Last Opposite Result

Opponent	Streak	Date	W/L	H/A	Score	Date	W/L	H/A	Score
Austin Peay	Won 7	02-20-16	Won	Away	76-60	02-07-09	Lost	Away	80-83
Tennessee Tech	Won 6	01-08-15	Won	Away	83-67	01-17-09	Lost	Away	55-61
Eastern Kentucky	Won 6	01-27-17	Won	Home	75-71	02-07-08	Lost	Away	47-60
Morehead State	Won 3	01-03-15	Won	Away	66-57	02-25-10	Lost	Away	70-65
Jacksonville State	Won 1	01-11-15	Won	Away	84-57	01-13-11	Lost	Away	65-64
SE Missouri	Won 2	02-04-16	Won	Away	78-72	03-01-14	Lost	Away	118-115
SIUE	Won 2	02-11-16	Won	Away	70-64	01-18-15	Lost	Away	67-60
Eastern Illinois	Lost 1	02-25-16	Lost	Away	85-74	01-22-15	Won	Away	77-62
UT Martin	Lost 1	01-30-16	Lost	Away	63-59	02-28-15	Won	Away	73-67
Tennessee State	Lost 1	01-16-16	Lost	Away	73-71	01-14-08	Lost	Away	70-75
Belmont	Lost 2	01-14-16	Lost	Away	81-73	11-21-98	Won	Away	76-69



0

Terrell Miller, Jr.

F • 6-8 • 250 • JR

Jacksonville, Fla.

Southwest Mississippi JC

Arlington Country Day HS

2016-17 SEASON HIGHS

Points:	27	Ole Miss	12-15-16
FG:	9	Illinois State	11-11-16
FGA:	15	Detroit Mercy	12-03-16
3PT:	5	Illinois State	11-11-16
3PTA:	10	Illinois State	11-11-16
FT:	7	Ole Miss	12-15-16
FTA:	9	Ole Miss	12-15-16
Reb:	11	Wright State	12-22-16
Assists:	4	Green Bay	11-19-16
Blocks:	2	Bethel	12-12-16
Steals:	2	South Dakota State	12-17-16
Minutes:	34	Middle Tennessee	11-15-16

CAREER HIGHS

Same as season highs

2016-17

- Debuted vs Illinois State with five 3-point baskets. Had 12 points and nine rebounds.
- Had a four assists against Green Bay.
- Grabbed 11 rebounds vs Alabama A&M to get his first MSU double-double.
- Scored a career-high 27 points to go with 10 rebounds at Ole Miss.

Before MSU

- From Southwest Mississippi Junior College where he led the team in scoring and rebounding with 15.7 points per game and 9.5 rebounds.
- Posted 10 double-doubles.

- Named NJCAA Honorable Mention All-American
- Led the Bears to the MACJC Tournament title for the first time in 53 years.
- Shot 51% FG (133-of-262) and 36% 3-Point (27-of-75). Was 74% FT (99-of-133).
- Vs Mississippi Gulf, scored a season-high 33 points
- ... Played at Arlington Country Day HS.
- Played in Florida Senior Showcase All-Star Game in Orlando where he was named MVP with 17 points.

Personal

- Born April 3, 1995, son of Shante McDaniel.
- Majoring in integrated studies-general studies.

2016-17 GAME BY GAME

OPPONENT	DATE	S	M	TOTAL			3-POINTERS			FREE THROWS			REBOUNDS				PF	FO	A	TO	B	S	P	AVG
				FG	FGA	PCT	3	3A	PCT	FT	FTA	PCT	O	D	T	AVG								
ILLINOIS STATE	11/11/16	*	25	9	14	.643	5	10	.500	0	0	.000	1	4	5	5.0	4	0	1	4	0	1	23	23.0
Middle Tennessee	11/15/16	*	34	4	14	.286	2	8	.250	2	2	1.000	5	4	9	7.0	3	0	2	3	0	0	12	17.5
Green Bay	11/19/16	*	31	4	10	.400	0	4	.000	1	2	.500	2	5	7	7.0	2	0	4	0	0	0	9	14.7
UMKC	11/20/16	*	24	6	10	.600	2	4	.500	0	0	.000	2	1	3	6.0	3	0	1	3	0	1	14	14.5
Bowling Green	11/21/16	*	23	1	7	.143	0	4	.000	0	0	.000	2	4	6	6.0	4	0	0	1	1	0	2	12.0
ALABAMA A&M	11/26/16	*	26	6	12	.500	1	4	.250	0	0	.000	3	8	11	6.8	2	0	2	1	1	2	13	12.2
Southern Illinois	11/29/16	*	21	3	7	.429	2	2	1.000	4	4	1.000	3	5	8	7.0	5	1	2	4	0	0	12	12.1
DETROIT MERCY	12/3/16	*	30	8	15	.533	1	5	.200	2	3	.667	1	5	6	6.9	4	0	2	1	0	0	19	13.0
Evansville	12/10/16	*	24	1	5	.200	1	5	.200	3	5	.600	1	6	7	6.9	3	0	0	4	0	0	6	12.2
BETHEL	12/12/16	20	4	8	.500	1	5	.200	2	2	1.000	0	4	4	6.6	3	0	2	2	2	2	2	11	12.1
Ole Miss	12/15/16		25	8	12	.667	4	6	.667	7	9	.778	3	7	10	6.9	4	0	2	3	0	0	27	13.5
South Dakota St.	12/17/16	*	30	7	10	.700	2	4	.500	0	0	.000	1	6	7	6.9	4	0	0	3	1	2	16	13.7
WRIGHT STATE	12/22/16	*	33	6	13	.462	4	8	.500	5	7	.714	4	7	11	7.2	5	1	0	4	0	0	21	14.2
BRESCIA	12/29/16	*	27	7	11	.636	2	3	.667	0	0	.000	3	4	7	7.2	2	0	0	0	0	0	16	14.4
TENN. STATE	12/31/16	*	27	1	8	.125	0	5	.000	3	4	.750	1	4	5	7.1	4	0	3	1	0	1	5	13.7
Totals			13 400	75	156	.481	27	77	.351	29	38	.763	32	74	106	7.1	52	2	23	34	5	10	206	13.7

Games played: 15
 Minutes/game: 26.7
 Points/game: 13.7
 FG Pct: 48.1
 3FG Pct: 35.1
 FT Pct: 76.3

Rebounds/game: 7.1
 Assists/game: 1.5
 Turnovers/game: 2.3
 Assist/turnover ratio: 0.7
 Steals/game: 0.7
 Blocks/game: 0.3

CAREER STATISTICS

YEAR	GP	GS	MIN	AVG	FG	FGA	PCT	3FG	FGA	PCT	FT	FTA	PCT	OR	DR	TOT	AVG	PF	FO	A	TO	B	S	PTS	AVG
2016	15	13	400	26.7	75	156	.481	27	77	.351	29	38	.763	32	74	106	7.1	52	2	23	34	5	10	206	13.7
TOTAL	15	13	400	26.7	75	156	.481	27	77	.351	29	38	.763	32	74	106	7.1	52	2	23	34	5	10	206	13.7



1

Jerami Grace

G • 6-3 • 185 • SO

Dallas, Texas

Duncanville HS

McLennan JC

2016-17 SEASON HIGHS

Points:	13	Brescia	12-29-16
FG:	4	Green Bay	11-19-16
FGA:	9	South Dakota State	12-17-16
3PT:	4	Green Bay	11-19-16
3PTA:	8	Green Bay	11-19-16
FT:	5	Brescia	12-29-16
FTA:	5	Brescia	12-29-16
Reb:	5	Green Bay	11-19-16
Assists:	2	Green Bay	11-19-16
Blocks:			
Steals:	3	Illinois State	11-11-16
Minutes:	28	Green Bay	11-19-16

CAREER HIGHS

Same as season highs

2016-17

- 4 Scored 13 points & was 5-of-5 FT.
- 4-of-8 from 3-point range vs Green Bay.

Before MSU

- From McLennan Community College in Waco, Texas, where he played one season there and helped the Highlanders to a 28-6 record in the 2015-16 season.
- Helped his team advance to the round of 16 at the NJCAA Tournament.
- Scored 18.9 points per game and upped that to 21.5 in North Texas Junior College Conference play.
- Was eighth in the nation with 102 made 3-point baskets and hit 39 percent for the season.

- Was named 1st Team All-NTJCAC and was the league's Newcomer of the Year.

Personal

- Born June 13, 1994, Son of Ricky and Gwen Grace.
- Undeclared on a major.

2016-17 GAME BY GAME


OPPONENT	DATE	S	M	TOTAL			3-POINTERS			FREE THROWS			REBOUNDS				PF	FO	A	TO	B	S	P	AVG
				FG	FGA	PCT	3	3A	PCT	FT	FTA	PCT	O	D	T	AVG								
ILLINOIS STATE	11/11/16	13	13	0	3	.000	0	3	.000	1	2	.500	0	0	0	0.0	1	0	0	1	0	3	1	1.0
Middle Tennessee	11/15/16	13	13	0	3	.000	0	2	.000	0	0	.000	1	2	3	1.5	2	0	1	0	0	0	0	0.5
Green Bay	11/19/16	28	28	4	8	.500	4	8	.500	0	0	.000	0	5	5	2.7	4	0	2	1	0	1	12	4.3
UMKC	11/20/16	8	8	1	2	.500	0	0	.000	0	0	.000	0	3	3	2.8	2	0	1	1	0	1	2	3.8
Bowling Green	11/21/16	14	14	1	5	.200	1	2	.500	0	0	.000	2	2	4	3.0	3	0	0	0	0	0	3	3.6
ALABAMA A&M	11/26/16	7	7	1	2	.500	1	2	.500	0	0	.000	0	0	0	2.5	1	0	0	0	0	0	3	3.5
Southern Illinois	11/26/16			DNP																				
DETROIT MERCY	12/3/16	3	3	0	0	.000	0	0	.000	0	0	.000	0	0	0	2.1	0	0	0	0	0	0	0	3.0
Evansville	12/10/16	4	4	0	1	.000	0	1	.000	0	0	.000	0	1	1	2.0	0	0	0	0	1	0	0	2.6
BETHEL	12/12/16	6	6	0	2	.000	0	1	.000	0	2	.000	0	0	0	1.8	1	0	1	2	0	0	0	2.3
Ole Miss	12/15/16	7	7	1	3	.333	1	3	.333	0	0	.000	1	2	3	1.9	2	0	1	0	0	0	3	2.4
South Dakota St.	12/17/16	23	23	3	9	.333	2	6	.333	0	0	.000	1	1	2	1.9	4	0	1	1	0	1	8	2.9
WRIGHT STATE	12/22/16	16	16	1	6	.167	0	5	.000	0	0	.000	0	2	2	1.9	3	0	1	0	0	0	2	2.8
BRESCIA	12/29/16	13	13	3	4	.750	2	3	.667	5	5	1.000	0	1	1	1.8	1	0	0	0	0	0	13	3.6
TENN. STATE	12/31/16	* 1	1	0	0	.000	0	0	.000	0	0	.000	0	0	0	1.7	2	0	0	0	0	0	0	3.4
Totals		1156		15	48	.313	11	36	.306	6	9	.667	5	19	24	1.7	26	0	8	6	1	6	47	3.4

Games played: 14
 Minutes/game: 11.1
 Points/game: 3.4
 FG Pct: 31.3
 3FG Pct: 30.6
 FT Pct: 66.7

Rebounds/game: 1.7
 Assists/game: 0.6
 Turnovers/game: 0.4
 Assist/turnover ratio: 1.3
 Steals/game: 0.4
 Blocks/game: 0.1

CAREER STATISTICS

YEAR	GP	GS	MIN	AVG	FG	FGA	PCT	3FG	FGA	PCT	FT	FTA	PCT	OR	DR	TOT	AVG	PF	FO	A	TO	B	S	PTS	AVG
2016	14	1	156	11.1	15	48	.313	11	36	.306	6	9	.667	5	19	24	1.7	26	0	8	6	1	6	47	3.4
TOTAL	14	1	156	11.1	15	48	.313	11	36	.306	6	9	.667	5	19	24	1.7	26	0	8	6	1	6	47	3.4



2

Jonathan Stark

G • 6-0 • 175 • JR

Munford, Tenn.

Munford HS

Tulane

2016-17 SEASON HIGHS

Points:	32	South Dakota State	12-17-16
FG:	11	South Dakota State	12-17-16
FGA:	21	Southern Illinois	11-29-16
3PT:	9	South Dakota State	12-17-16
3PTA:	15	South Dakota State	12-17-16
FT:	11	Tennessee State	12-31-16
FTA:	12	Tennessee State	12-31-16
Reb:	6	Brescia	12-29-16
Assists:	9	UMKC	11-20-16
Blocks:	1	Alabama A&M	11-26-16
Steals:	3	Brescia	12-29-16
Minutes:	45	South Dakota State	12-17-16

CAREER HIGHS

Same as season highs

2016-17

- Debuted at MSU with 19 points, 6 rebounds and four assists and two steals vs Illinois State.
- Scored 28 points 10-of-20 FG vs BGSU.
- Named OVC NOW on Nov. 14, 21 & 28.
- Scored 29 points at SIU.
- Scored 32 points & tied MSU single-game record with 9 made 3-point baskets.

2015-16

- Sat out the season as a transfer from Tulane.

Before MSU

- In 2014-15 appeared in all 31 games for Tulane.
- Averaged 10.6 points and 4.4 assists per game.

- His 137 assists 5th in American Athletic Conference.
- Scored 24 points vs Memphis.
- Had double-double 18pts, 10a vs UCF.
- In 2013-14, earned CUSA All-Freshman honors and named Freshman All-American by CollegeInsider.
- Had a standout two-year run at Munford High School where he was Tennessee District 13 MVP.

Personal

- Born May 23, 1995, Son of Jerry Stark
- Majoring in Integrated studies- health & exercise.

2016-17 GAME BY GAME

OPPONENT	DATE	S	M	TOTAL			3-POINTERS			FREE THROWS			REBOUNDS				PF	FO	A	TO	B	S	P	AVG
				FG	FGA	PCT	3	3A	PCT	FT	FTA	PCT	O	D	T	AVG								
ILLINOIS STATE	11/11/16	*	34	6	14	.429	4	8	.500	3	3	1.000	2	4	6	6.0	2	0	4	4	0	2	19	19.0
at Middle Tenn.	11/15/16	*	36	8	16	.500	4	11	.364	3	4	.750	0	6	6	6.0	2	0	8	4	0	1	23	21.0
vs Green Bay	11/19/16	*	34	7	17	.412	4	7	.571	3	6	.500	0	3	3	5.0	2	0	7	4	0	1	21	21.0
vs UMKC	11/20/16	*	38	6	20	.300	2	9	.222	3	4	.750	0	7	7	5.5	3	0	9	3	0	2	17	20.0
at Bowling Green	11/21/16	*	33	10	20	.500	6	7	.857	2	4	.500	0	1	1	4.6	3	0	5	3	0	2	28	21.6
ALABAMA A&M	11/26/16	*	23	6	11	.545	4	5	.800	1	2	.500	0	2	2	4.2	1	0	2	1	1	1	17	20.8
Southern Illinois	11/29/16	*	45	9	21	.429	1	6	.167	10	11	.909	0	1	1	3.7	4	0	8	2	0	1	29	22.0
DETROIT MERCY	12/3/16	*	35	9	18	.500	3	4	.750	6	6	1.000	0	4	4	3.8	3	0	5	1	0	1	27	22.6
Evansville	12/10/16	*	30	3	10	.300	1	6	.167	2	2	1.000	2	1	3	3.7	0	0	2	4	0	0	9	21.1
BETHEL	12/12/16	*	26	7	13	.538	2	6	.333	0	1	.000	1	3	4	3.7	0	0	5	3	0	2	16	20.6
Ole Miss	12/15/16	*	33	4	14	.286	2	9	.222	2	2	1.000	0	0	0	3.4	4	0	3	1	0	1	12	19.8
South Dakota St.	12/17/16	*	45	11	18	.611	9	15	.600	1	1	1.000	0	5	5	3.5	5	1	6	2	0	3	32	20.8
WRIGHT STATE	12/22/16	*	34	5	16	.313	1	7	.143	10	12	.833	0	3	3	3.5	2	0	7	2	0	1	21	20.8
BRESCIA	12/29/16	*	30	6	9	.667	2	4	.500	4	4	1.000	0	6	6	3.6	2	0	7	4	0	3	18	20.6
TENN. STATE	12/31/16	*	40	7	17	.412	1	5	.200	11	12	.917	1	3	4	3.7	1	0	5	2	0	1	26	21.0
Totals			15516	104	234	.444	46	109	.422	61	74	.824	6	49	55	3.7	37	1	83	40	1	22	315	21.0

CAREER STATISTICS

YEAR	GP	GS	MIN	AVG	FG	FGA	PCT	3FG	FGA	PCT	FT	FTA	PCT	OR	DR	TOT	AVG	PF	FO	A	TO	B	S	PTS	AVG
2016	15	15	516	34.4	104	234	.444	46	109	.422	61	74	.824	6	49	55	3.7	37	1	83	40	1	22	315	21.0
TOTAL	15	15	516	34.4	104	234	.444	46	109	.422	61	74	.824	6	49	55	3.7	37	1	83	40	1	22	315	21.0



4

Brion Sanchious

F • 6-8 • 245 • SO

Pompano Beach, Fla.

Northeast HS

2016-17 SEASON HIGHS

Points:	9	Brescia	12-29-16
FG:	3	Brescia	12-29-16
FGA:	5	Southern Illinois	11-29-16
3PT:			
3PTA:			
FT:	3	Brescia	12-29-16
FTA:	6	Brescia	12-29-16
Reb:	10	Brescia	12-29-16
Assists:	1	Brescia	12-29-16
Blocks:	4	Brescia	12-29-16
Steals:	2	Wright State	12-22-16
Minutes:	37	South Dakota State	12-17-1

CAREER HIGHS

Points:	6	Brescia	12-29-16
FG:	3	Brescia	12-29-16
FGA:	5	Southern Illinois	11-29-16
3PT:			
3PTA:			
FT:	3	Brescia	12-29-16
FTA:	6	Brescia	12-29-16
Reb:	10	Brescia	12-29-16
Assists:	1	Southern Illinois	11-29-16
Blocks:	4	Brescia	12-29-16
Steals:	1	Southern Illinois	11-29-16
Minutes:	37	South Dakota State	12-17-1

2016-17

- Grabbed 10 rebounds and blocked 4 shots vs Brescia.

2015-16

- First start as a Racer was at Houston.
- Grabbed nine rebounds vs Jacksonville State.
- Made his fourth-straight start against Belmont on Jan. 14, but suffered a season-ending knee injury.

Before MSU

- Joined the Racers from Northeast High School (Florida Class 5A) where he was a two-sport star for the Hurricanes ...
- Led the state in blocked shots in 2014-15.
- Sun-Sentinel All-Broward County.

- From same HS that produced former Racer great T.J. Sapp.

- Sanchious was also an outstanding quarterback.

Personal


- Born Jan. 21, 1997, Son of Clifton and Joanne Sanchious.
- Majoring in business administration.

2016-17 GAME BY GAME

OPPONENT	DATE	S	M	TOTAL			3-POINTERS			FREE THROWS			REBOUNDS				PF	FO	A	TO	B	S	P	AVG
				FG	FGA	PCT	3	3A	PCT	FT	FTA	PCT	O	D	T	AVG								
ILLINOIS STATE	11/11/16	*	33	0	0	.000	0	0	.000	0	4	.000	2	4	6	6.0	2	0	1	1	0	0	0	0.0
Middle Tenn.	11/15/16	*	28	2	3	.667	0	0	.000	0	0	.000	2	2	4	5.0	4	0	0	1	0	0	4	2.0
Green Bay	11/19/16	*	14	2	3	.667	0	0	.000	0	0	.000	1	4	5	5.0	1	0	1	2	1	0	4	2.7
UMKC	11/20/16	*	14	1	2	.500	0	0	.000	0	0	.000	1	2	3	4.5	3	0	0	1	0	0	2	2.5
Bowling Green	11/21/16	*	23	1	2	.500	0	0	.000	1	2	.500	2	1	3	4.2	3	0	0	1	0	0	3	2.6
ALABAMA A&M	11/26/16	*	18	2	3	.667	0	0	.000	2	4	.500	0	4	4	4.2	2	0	2	0	0	0	6	3.2
Southern Illinois	11/29/16	*	28	2	5	.400	0	0	.000	1	2	.500	2	4	6	4.4	3	0	1	1	0	1	5	3.4
DETROIT MERCY	12/3/16	*	26	3	4	.750	0	0	.000	0	2	.000	4	0	4	4.4	2	0	0	0	0	0	6	3.8
Evansville	12/10/16	*	13	0	1	.000	0	0	.000	0	0	.000	1	1	2	4.1	2	0	0	0	1	0	0	3.3
BETHEL	12/12/16	*	15	1	1	1.000	0	0	.000	0	2	.000	1	4	5	4.2	3	0	0	1	1	0	2	3.2
Ole Miss	12/15/16	*	21	0	1	.000	0	0	.000	2	2	1.000	0	2	2	4.0	4	0	0	0	0	0	2	3.1
South Dakota St.	12/17/16	*	37	0	0	.000	0	0	.000	2	2	1.000	2	0	2	3.8	4	0	0	0	0	1	2	3.0
WRIGHT STATE	12/22/16	*	28	2	3	.667	0	0	.000	0	1	.000	1	4	5	3.9	1	0	1	0	0	2	4	3.1
BRESCIA	12/29/16	*	22	3	4	.750	0	0	.000	3	6	.500	1	9	10	4.4	0	0	1	1	4	1	9	3.5
TENN. STATE	12/31/16	*	32	1	2	.500	0	0	.000	2	4	.500	1	5	6	4.5	5	1	0	0	2	0	4	3.5
Totals			15352	20	34	.588	0	0	.000	13	31	.419	21	46	67	4.5	39	1	7	9	9	5	53	3.5

CAREER STATISTICS

YEAR	GP	GS	MIN	AVG	FG	FGA	PCT	3FG	FGA	PCT	FT	FTA	PCT	OR	DR	TOT	AVG	PF	FO	A	TO	B	S	PTS	AVG
2015-16	18	5	239	13.3	14	26	.538	0	0	.000	4	10	.400	24	28	52	2.9	38	0	7	12	11	5	32	1.8
2016	15	15	352	23.5	20	34	.588	0	0	.000	13	31	.419	21	46	67	4.5	39	1	7	9	9	5	53	3.5
TOTAL	33	20	591	17.9	34	60	.567	0	0	.000	17	41	.415	45	74	119	3.6	77	1	14	21	20	10	85	2.6

**Dondre Griffin****G • 6-3 • 190 • FR**

Raleigh, N.C.

Knightdale HS

2016-17 SEASON HIGHS

Points:	9	Bethel	12-12-16
FG:	4	Bethel	12-12-16
FGA:	5	Bethel	12-12-16
3PT:	1	Bethel	12-12-16
3PTA:	3	Green Bay	11-19-16
FT:	1	Green Bay	11-19-16
FTA:	1	Green Bay	11-19-16
Reb:	1	Green Bay	11-19-16
Assists:	3	Bethel	12-12-16
Blocks:			
Steals:	1	Bethel	12-12-16
Minutes:	10	Bethel	12-12-16

CAREER HIGHS

Same as season highs

2016-17

- Scored three points against BGSU.

Before MSU

- In 2015-16, scored 19 points per game and grabbed six rebounds per game.
- Had 50 points vs Clayton.
- Triple-double vs East Guilford with 14 points, 10 rebounds and 11 assists.
- ... Set school record with 14 3-pointers in a single game.
- Finished his career at Knightdale with 2,500 points.

Personal

- Born Dec. 17, 1997, Son of George and Annie Griffin.
- Undeclared on a major.

2016-17 GAME BY GAME

OPPONENT	DATE	S	M	TOTAL			3-POINTERS			FREE THROWS			REBOUNDS				PF	FO	A	TO	B	S	P	AVG
				FG	FGA	PCT	3	3A	PCT	FT	FTA	PCT	O	D	T	AVG								
ILLINOIS STATE	11/11/16					DNP																		
Middle Tenn.	11/15/16					DNP																		
Green Bay	11/19/16		8	1	4	.250	0	3	.000	1	1	1.000	0	1	1	1.0	1	0	0	0	0	1	3	3.0
UMKC	11/20/16		5	1	1	1.000	0	0	.000	0	0	.000	0	0	0	0.5	0	0	0	0	0	0	2	2.5
Bowling Green	11/21/16		3	1	2	.500	1	2	.500	0	0	.000	0	1	1	0.7	0	0	0	0	0	0	3	2.7
ALABAMA A&M	11/26/16		9	1	4	.250	0	2	.000	0	0	.000	0	0	0	0.5	2	0	3	0	0	0	2	2.5
Southern Illinois	11/29/16		3	0	1	.000	0	0	.000	0	0	.000	0	0	0	0.4	2	0	0	0	0	0	0	2.0
DETROIT MERCY	12/3/16		0	0	0	.000	0	0	.000	0	0	.000	0	0	0	0.3	0	0	0	0	0	0	0	1.7
Evansville	12/10/16		5	1	4	.250	0	1	.000	0	0	.000	0	0	0	0.3	0	0	0	1	0	0	2	1.7
BETHEL	12/12/16		10	4	5	.800	1	1	1.000	0	0	.000	0	1	1	0.4	2	0	3	0	0	1	9	2.6
Ole Miss	12/15/16					DNP																		
South Dakota St.	12/17/16		2	0	1	.000	0	1	.000	0	0	.000	1	0	1	0.4	0	0	0	0	0	0	0	2.3
WRIGHT STATE	12/22/16					DNP																		
BRESCIA	12/29/16					DNP																		
TENN. STATE	12/31/16					DNP																		
Totals			0 45	9	22	.409	2	10	.200	1	1	1.000	1	3	4	0.4	7	0	6	1	0	2	21	2.3

Games played: 9
 Minutes/game: 5.0
 Points/game: 2.3
 FG Pct: 40.9
 3FG Pct: 20.0
 FT Pct: 100.0

Rebounds/game: 0.4
 Assists/game: 0.7
 Turnovers/game: 0.1
 Assist/turnover ratio: 6.0
 Steals/game: 0.2

CAREER STATISTICS

YEAR	GP	GS	MIN	AVG	FG	FGA	PCT	3FG	FGA	PCT	FT	FTA	PCT	OR	DR	TOT	AVG	PF	FO	A	TO	B	S	PTS	AVG
2016-17	9	0	45	5.0	9	22	.409	2	10	.200	1	1	1.000	1	3	4	0.4	7	0	6	1	0	2	21	2.3
TOTAL	9	0	45	5.0	9	22	.409	2	10	.200	1	1	1.000	1	3	4	0.4	7	0	6	1	0	2	21	2.3



11

Damarcus Croaker

G • 6-4 • 190 • SR

Orlando, Fla.

Jones HS

Texas

2016-17 SEASON HIGHS

Points:	25	Tennessee State	12-31-16
FG:	8	Tennessee State	12-31-16
FGA:	14	Ole Miss	12-15-16
3PT:	4	Middle Tennessee	11-15-16
3PTA:	6	Middle Tennessee	11-15-16
FT:	8	Tennessee State	12-31-16
FTA:	10	Tennessee State	12-31-16
Reb:	11	Detroit Mercy	12-03-16
Assists:	4	Ole Miss	12-15-16
Blocks:	1	Brescia	12-29-16
Steals:	3	Tennessee State	12-31-16
Minutes:	38	Wright State	12-22-16

CAREER HIGHS

Points:	26	Eastern Illinois	02-25-16
FG:	10	Eastern Illinois	02-25-16
FGA:	17	Eastern Illinois	02-25-16
3PT:	4	Middle Tennessee	11-15-16
3PTA:	8	Detroit Mercy	12-03-16
FT:	8	Tennessee State	12-31-16
FTA:	10	Tennessee State	12-31-16
Reb:	12	Austin Peay	02-20-16
Assists:	5	Harris-Stowe	11-13-15
Blocks:	1	Brescia	12-29-16
Steals:	3	Tennessee State	12-31-16
Minutes:	38	Eastern Illinois	02-25-16

2016-17

- Scored 25 points vs TSU
- Scored 23 points vs MTSU on 8-of-13 shots.
- Had eight rebounds vs UMKC.

2015-16

- Sat out the second half of the season as a transfer from Texas. NCAA granted waiver to play in 2015 at the start of the season.

Double-double at Austin Peay, 14pts & 12reb.

- Scored the Racers' first 16 points at EIU and ended with a career-high 26 points on 10-of-17 from the field and 4-of-8 from 3-point range.

Before MSU

- Played parts of two seasons (2013-14 and 2014-15) with the Texas Longhorns.

- Appeared in five games as a sophomore.
- As a freshman, played in 33 games with two starts.
- Scored 15 points against Oklahoma.

Personal

- Born Jan. 29, 1994, Son of Tonette Jackson.
- Majoring in integrated studies-health and exercise.

2016-17 GAME BY GAME

OPPONENT	DATE	S	M	TOTAL			3-POINTERS			FREE THROWS			REBOUNDS				PF	FO	A	TO	B	S	P	AVG
				FG	FGA	PCT	3	3A	PCT	FT	FTA	PCT	O	D	T	AVG								
ILLINOIS STATE	11/11/16	*	37	5	11	.455	1	5	.200	1	2	.500	0	3	3	3.0	1	0	1	1	0	2	12	12.0
Middle Tenn.	11/15/16	*	37	8	13	.615	4	6	.667	3	3	1.000	2	5	7	5.0	3	0	1	1	0	1	23	17.5
Green Bay	11/19/16	*	29	4	7	.571	2	3	.667	0	0	.000	0	3	3	4.3	2	0	0	1	0	1	10	15.0
UMKC	11/20/16	*	36	4	11	.364	0	2	.000	0	0	.000	4	4	8	5.3	1	0	2	2	0	0	8	13.3
Bowling Green	11/21/16	*	32	5	9	.556	0	3	.000	3	4	.750	0	6	6	5.4	0	0	1	1	0	1	13	13.2
ALABAMA A&M	11/26/16	*	27	6	6	1.000	2	2	1.000	0	0	.000	1	2	3	5.0	1	0	3	0	1	2	14	13.3
Southern Illinois	11/29/16	*	31	2	8	.250	2	5	.400	2	2	1.000	1	1	2	4.6	5	1	0	2	0	0	8	12.6
DETROIT MERCY	12/3/16	*	37	3	4	.750	0	1	.000	5	8	.625	3	8	11	5.4	2	0	2	4	0	0	11	12.4
Evansville	12/10/16	*	31	3	10	.300	1	3	.333	0	0	.000	0	1	1	4.9	2	0	1	2	0	0	7	11.8
BETHEL	12/12/16	*	21	2	5	.400	0	0	.000	0	0	.000	2	3	5	4.9	1	0	3	2	0	1	4	11.0
Ole Miss	12/15/16	*	33	5	14	.357	0	4	.000	3	4	.750	1	7	8	5.2	2	0	4	1	1	1	13	11.2
South Dakota St.	12/17/16	*	18	2	7	.286	0	4	.000	0	0	.000	2	2	4	5.1	3	0	0	3	0	1	4	10.6
WRIGHT STATE	12/22/16	*	38	3	9	.333	0	0	.000	2	4	.500	2	4	6	5.2	2	0	0	1	1	3	8	10.4
BRESCIA	12/29/16	*	22	2	7	.286	0	2	.000	2	6	.333	1	2	3	5.0	1	0	0	1	1	1	6	10.1
TENN. STATE	12/31/16		33	8	13	.615	1	2	.500	8	10	.800	2	3	5	5.0	2	0	3	2	1	3	25	11.1
Totals			14462	62	134	.463	13	42	.310	29	43	.674	21	54	75	5.0	28	1	21	24	5	17	166	11.1

Games played: 15
 Minutes/game: 30.8
 Points/game: 11.1
 FG Pct: 46.3
 3FG Pct: 31.0
 FT Pct: 67.4

Rebounds/game: 5.0
 Assists/game: 1.4
 Turnovers/game: 1.6
 Assist/turnover ratio: 0.9
 Steals/game: 1.1
 Blocks/game: 0.3

CAREER STATISTICS

YEAR	GP	GS	MIN	AVG	FG	FGA	PCT	3FG	FGA	PCT	FT	FTA	PCT	OR	DR	TOT	AVG	PF	FO	A	TO	B	S	PTS	AVG
2015-16	29	22	825	28.4	113	242	.467	24	74	.324	28	54	.519	36	95	131	4.5	59	0	46	59	7	18	278	9.6
2016	15	14	462	30.8	62	134	.463	13	42	.310	29	43	.674	21	54	75	5.0	28	1	21	24	5	17	166	11.1
TOTAL	44	36	1287	29.3	175	376	.465	37	116	.319	57	97	.588	57	149	206	4.7	87	1	67	83	12	35	444	10.1



12

Gee McGhee

F • 6-5 • 225 • SR

Baton Rouge, La.
Redemptorist HS
Chattanooga**2016-17 SEASON HIGHS**

Points:	11	Southern Illinois	11-29-16
FG:	4	Southern Illinois	11-29-16
FGA:	8	Southern Illinois	11-29-16
3PT:	3	Southern Illinois	11-29-16
3PTA:	5	Southern Illinois	11-29-16
FT:	8	Bethel	12-12-16
FTA:	12	Bethel	12-12-16
Reb:	7	Southern Illinois	11-29-16
Assists:	4	Bethel	12-12-16
Blocks:	1	Detroit Mercy	12-03-16
Steals:	3	Bethel	12-12-16
Minutes:	28	Ole Miss	12-15-16

CAREER HIGHS

Points:	23	SE Missouri	02-13-16
FG:	9	SE Missouri	02-13-16
FGA:	13	Tennessee Tech	01-07-16
3PT:	4	SE Missouri	02-13-16
3PTA:	5	Belmont	01-14-16
FT:	9	Brescia	12-30-15
FTA:	11	Brescia	12-30-15
Reb:	12	Brescia	12-30-15
Assists:	5	Eastern Kentucky	01-27-16
Blocks:	1	Detroit Mercy	12-03-16
Steals:	3	Houston	12-02-15
Minutes:	44	Evansville	12-05-15

2016-17

- Just off injury, scored 11 points & grabbed 7 rebounds vs Southern Illinois.

2015-16

- Double-double vs Brescia (Dec. 30) with 14 points and 12 rebounds.

- Seven field goals vs Belmont.

- Came off the bench vs SEMO and scored a career-high 23 points on a career-high four 3-point baskets.

2014-15

- Sat out the season after transferring from Chattanooga.

Before MSU

- Played in 64 games and made the same number of starts for the Mocs in his two seasons (2012-13 & 2013-14).

- Scored 715 points for an 11.1 per game average.

- Named to Southern Conference All-Freshman Team.

Personal

- Born March 12, 1994, son of Ron and Cheryl McGhee.

- Majoring in integrated studies-health and exercise.

2016-17 GAME BY GAME

OPPONENT	DATE	S	M	TOTAL			3-POINTERS			FREE THROWS			REBOUNDS				PF	FO	A	TO	B	S	P	AVG
				FG	FGA	PCT	3	3A	PCT	FT	FTA	PCT	O	D	T	AVG								
ILLINOIS STATE	11/11/16																							
Middle Tenn.	11/15/16																							
Green Bay	11/19/16																							
UMKC	11/20/16																							
Bowling Green	11/21/16																							
ALABAMA A&M	11/26/16		7	0	3	.000	0	3	.000	0	0	.000	0	1	1	1.0	1	0	2	1	0	1	0	0.0
Southern Illinois	11/29/16		27	4	8	.500	3	5	.600	0	0	.000	2	5	7	4.0	1	0	0	0	1	0	11	5.5
DETROIT MERCY	12/3/16		25	2	7	.286	2	4	.500	6	7	.857	2	4	6	4.7	4	0	2	2	1	2	12	7.7
Evansville	12/10/16		27	1	6	.167	1	3	.333	0	0	.000	3	4	7	5.3	3	0	1	2	0	3	3	6.5
BETHEL	12/12/16	*	19	1	4	.250	0	2	.000	8	12	.667	1	4	5	5.2	2	0	4	1	0	3	10	7.2
Ole Miss	12/15/16	*	28	1	5	.200	0	3	.000	2	2	1.000	1	2	3	4.8	2	0	0	2	0	1	4	6.7
South Dakota St	12/17/16		17	1	3	.333	1	2	.500	0	0	.000	0	0	0	4.1	1	0	1	0	0	0	3	6.1
WRIGHT STATE	12/22/16		18	0	1	.000	0	1	.000	0	0	.000	2	1	3	4.0	5	1	1	0	0	0	0	5.4
BRESCIA	12/29/16		19	1	4	.250	0	2	.000	5	5	1.000	1	2	3	3.9	0	0	1	1	0	0	7	5.6
TENN. STATE	12/31/16		25	1	3	.333	1	2	.500	2	2	1.000	1	3	4	3.9	0	0	1	1	0	0	5	5.5
Totals		2	212	12	44	.273	8	27	.296	23	28	.821	13	26	39	3.9	19	1	13	10	2	10	55	5.5

CAREER STATISTICS

YEAR	GP	GS	MIN	AVG	FG	FGA	PCT	3FG	FGA	PCT	FT	FTA	PCT	OR	DR	TOT	AVG	PF	FO	A	TO	B	S	PTS	AVG
2015-16	31	26	926	29.9	83	197	.421	29	79	.367	84	123	.683	47	99	146	4.7	79	3	72	44	8	31	279	9.0
2016	10	2	212	21.2	12	44	.273	8	27	.296	23	28	.821	13	26	39	3.9	19	1	13	10	2	10	55	5.5
TOTAL	41	28	1138	27.8	95	241	.394	37	106	.349	107	151	.709	60	125	185	4.5	98	4	85	54	10	41	334	8.1



22

Gilbert Thomas

F • 6-7 • 225 • FR

Houston, Texas

CE King HS

2016-17 SEASON HIGHS

Points:	12	Bethel	12-12-16
FG:	6	Green Bay	11-19-16
FGA:	7	Green Bay	11-19-16
3PT:			
3PTA:			
FT:	4	Bethel	12-12-16
FTA:	5	Bethel	12-12-16
Reb:	9	Bethel	12-12-16
Assists:	1	Bethel	12-12-16
Blocks:	2	Illinois State	11-11-16
Steals:	2	Alabama A&M	11-26-16
Minutes:	23	Green Bay	11-19-16

CAREER HIGHS

Same as season highs

2016-17

- Scored 12 points on 4-of-5 shooting to go with eight rebounds vs Green Bay.
- Scored 12 points and grabbed nine rebounds vs Bethel

Before MSU

- Played CE King High School where he won back-to-back Texas District-21 5A championships while racking up a 54-12 record.
- Named to the All-Greater Houston Team.
- Named the Southeast Texas Player of the Year.

Personal

- Born June 9, 1997, son of Nakisha Hill.
- Undeclared on a major.

2016-17 GAME BY GAME

OPPONENT	DATE	S	M	TOTAL			3-POINTERS			FREE THROWS			REBOUNDS				PF	FO	A	TO	B	S	P	AVG
				FG	FGA	PCT	3	3A	PCT	FT	FTA	PCT	O	D	T	AVG								
ILLINOIS STATE	11/11/16		14	2	4	.500	0	0	.000	0	0	.000	2	0	2	2.0	1	0	0	0	2	0	4	4.0
Middle Tenn.	11/15/16		5	0	1	.000	0	0	.000	0	0	.000	0	1	1	1.5	1	0	0	0	0	0	0	2.0
Green Bay	11/19/16		23	6	7	.857	0	0	.000	0	0	.000	5	3	8	3.7	3	0	0	0	2	12	5.3	
UMKC	11/20/16		21	4	5	.800	0	0	.000	0	0	.000	5	2	7	4.5	2	0	0	1	1	1	8	6.0
Bowling Green	11/21/16		15	0	0	.000	0	0	.000	0	0	.000	0	1	1	3.8	3	0	0	0	0	0	0	4.8
ALABAMA A&M	11/26/16		13	0	1	.000	0	0	.000	0	0	.000	2	0	2	3.5	1	0	1	0	2	0	4.0	
Southern Illinois	11/29/16		6	0	0	.000	0	0	.000	0	0	.000	2	2	4	3.6	2	0	1	0	0	0	0	3.4
DETROIT MERCY	12/03/16					DNP																		
Evansville	12/10/16		4	1	2	.500	0	0	.000	0	0	.000	0	0	0	3.1	3	0	0	0	0	0	2	3.3
BETHEL	12/12/16		19	4	6	.667	0	0	.000	4	5	.800	3	6	9	3.8	3	0	1	3	1	1	12	4.2
Ole Miss	12/15/16		3	0	2	.000	0	1	.000	0	2	.000	1	1	2	3.6	2	0	0	2	0	0	0	3.8
South Dakota St.	12/17/16					DNP																		
WRIGHT STATE	12/22/16					DNP																		
BRESCIA	12/29/16		11	0	1	.000	0	1	.000	0	2	.000	0	1	1	3.4	0	0	0	1	0	1	0	3.5
TENN. STATE	12/31/16					DNP																		
Totals		0	134	17	29	.586	0	2	.000	4	9	.444	20	17	37	3.4	21	0	3	7	4	7	38	3.5

Games played: 11
 Minutes/game: 12.2
 Points/game: 3.5
 FG Pct: 58.6
 3FG Pct: 0.0
 FT Pct: 44.4

Rebounds/game: 3.4
 Assists/game: 0.3
 Turnovers/game: 0.6
 Assist/turnover ratio: 0.4
 Steals/game: 0.6
 Blocks/game: 0.4

CAREER STATISTICS

YEAR	GP	GS	MIN	AVG	FG	FGA	PCT	3FG	FGA	PCT	FT	FTA	PCT	OR	DR	TOT	AVG	PF	FO	A	TO	B	S	PTS	AVG
2016	11	0	134	12.2	17	29	.586	0	2	.000	4	9	.444	20	17	37	3.4	21	0	3	7	4	7	38	3.5
TOTAL	11	0	134	12.2	17	29	.586	0	2	.000	4	9	.444	20	17	37	3.4	21	0	3	7	4	7	38	3.5



Jachai Taylor

G • 6-7 • 190 • FR

Waukegan, Ill.

Waukegan

Planet Athlete Academy

2016-17 SEASON HIGHS

Points:	19	Bethel	12-12-16
FG:	7	Bethel	12-12-16
FGA:	13	Bethel	12-12-16
3PT:	2	Southern Illinois	11-29-16
3PTA:	5	Southern Illinois	11-29-16
FT:	4	Bethel	12-12-16
FTA:	5	Bethel	12-12-16
Reb:	4	Southern Illinois	11-29-16
Assists:	2	Bethel	12-12-16
Blocks:			
Steals:	2	Brescia	12-29-16
Minutes:	25	Bethel	12-12-16

CAREER HIGHS

Same as season highs

2016-17

- Made first MSU start vs TSU.
- Scored 11 points in only 10 minutes on the floor vs Green Bay. Was 5-of-8 from the field.
- Scored 14 points on 6-of-9 from the field.
- Scored 19 points against Bethel.

Before MSU

- Played at Planet Athlete Academy in Phoenix, Arizona in the 2015-16 season.
- Scored 25 points per game to go with eight rebounds and four assists per game.
- Named MVP of the Alaska Airlines Classic after he scored 27 points (4-of-4 from 3-point range) in the

semifinals and 21 points in the title game.

- Vs Southern Idaho had 19 points and 10 rebounds including five 3-pointers.
- Played at Waukegan High School in 2014-15.
- Named Honorable Mention All-State in class 3A/4A by the Illinois Basketball Coaches Association.

Personal

- Born May 29, 1997, Son of Desmond Smith and Schavonne Taylor.
- Undeclared on a major.

2016-17 GAME BY GAME

OPPONENT	DATE	S	M	TOTAL			3-POINTERS			FREE THROWS			REBOUNDS				PF	FO	A	TO	B	S	P	AVG
				FG	FGA	PCT	3	3A	PCT	FT	FTA	PCT	O	D	T	AVG								
ILLINOIS STATE	11/11/16		2	0	0	.000	0	0	.000	0	0	.000	0	1	1	1.0	0	0	0	0	0	0	0.0	
Middle Tenn.	11/15/16					DNP																		
Green Bay	11/19/16		10	5	8	.625	1	3	.333	0	0	.000	1	2	3	2.0	0	0	0	1	0	0	11	5.5
UMKC	11/20/16		14	3	4	.750	2	3	.667	0	0	.000	0	0	0	1.3	1	0	0	0	0	1	8	6.3
Bowling Green	11/21/16		10	1	2	.500	1	1	1.000	0	0	.000	0	1	1	1.3	0	0	0	0	1	0	3	5.5
ALABAMA A&M	11/26/16		19	6	9	.667	2	3	.667	0	0	.000	2	2	4	1.8	0	0	0	0	0	0	14	7.2
Southern Illinois	11/29/16		19	2	6	.333	2	5	.400	0	0	.000	1	3	4	2.2	0	0	0	1	0	0	6	7.0
DETROIT MERCY	12/3/16		8	0	2	.000	0	2	.000	0	0	.000	1	0	1	2.0	2	0	1	2	0	0	0	6.0
Evansville	12/10/16		10	1	4	.250	0	2	.000	0	1	.000	1	1	2	2.0	0	0	0	0	0	0	2	5.5
BETHEL	12/12/16		25	7	13	.538	1	3	.333	4	5	.800	1	2	3	2.1	1	0	2	1	0	0	19	7.0
Ole Miss	12/15/16		2	0	1	.000	0	1	.000	0	0	.000	0	0	0	1.9	1	0	0	1	0	0	0	6.3
South Dakota St.	12/17/16		8	0	3	.000	0	2	.000	1	2	.500	0	1	1	1.8	0	0	0	0	0	0	1	5.8
WRIGHT STATE	12/22/16		1	0	0	.000	0	0	.000	0	0	.000	0	0	0	0.0	0	0	0	0	0	0	0	5.8
BRESCIA	12/29/16		14	4	9	.444	0	3	.000	2	5	.400	2	2	4	1.8	0	0	0	0	2	0	10	5.7
TENN. STATE	12/31/16 *		7	0	2	.000	0	1	.000	0	0	.000	0	0	0	1.7	1	0	0	2	0	0	0	5.3
Totals			149	29	63	.460	9	29	.310	7	13	.538	9	15	24	1.7	6	0	3	8	1	3	74	5.3

Games played: 14
Minutes/game: 10.6
Points/game: 5.3
FG Pct: 46.0
3FG Pct: 31.0
FT Pct: 53.8

Rebounds/game: 1.7
Assists/game: 0.2
Turnovers/game: 0.6
Assist/turnover ratio: 0.4
Steals/game: 0.2
Blocks/game: 0.1

CAREER STATISTICS

YEAR	GP	GS	MIN	AVG	FG	FGA	PCT	3FG	FGA	PCT	FT	FTA	PCT	OR	DR	TOT	AVG	PF	FO	A	TO	B	S	PTS	AVG
2016	14	1	149	10.6	29	63	.460	9	29	.310	7	13	.538	9	15	24	1.7	6	0	3	8	1	3	74	5.3
TOTAL	14	1	149	10.6	29	63	.460	9	29	.310	7	13	.538	9	15	24	1.7	6	0	3	8	1	3	74	5.3

**Bryce Jones**

G • 6-0 • 175 • SR

Brooklyn, N.Y.

Boys & Girls HS

Jones County JC

2016-17 SEASON HIGHS

Points:	21	Tennessee State	12-31-16
FG:	6	Bowling Green	11-21-16
FGA:	16	South Dakota State	12-17-16
3PT:	4	Tennessee State	12-31-16
3PTA:	11	South Dakota State	12-17-16
FT:	8	Middle Tennessee	11-15-16
FTA:	9	Middle Tennessee	11-15-16
Reb:	7	Ole Miss	12-15-16
Assists:	10	South Dakota State	12-17-16
Blocks:	1	Tennessee State	12-31-16
Steals:	4	Alabama A&M	11-26-16
Minutes:	37	South Dakota State	12-17-16

CAREER HIGHS

Points:	24	Morehead State	03-03-16
FG:	8	Belmont	01-14-16
FGA:	18	Eastern Illinois	01-21-16
3PT:	4	Tennessee State	12-31-16
3PTA:	7	Detroit Mercy	12-03-16
FT:	11	Tennessee Tech	01-07-16
FTA:	12	Tennessee Tech	01-07-16
Reb:	8	Eastern Illinois	03-02-16
Assists:	10	South Dakota State	12-17-16
Blocks:	3	Middle Tennessee	11-17-15
Steals:	4	Alabama A&M	11-26-16
Minutes:	40	Eastern Illinois	01-21-16

2016-17

- Was 8-of-8 from the FT line vs Illinois State.
- Double-double of 16 points and 10 assists vs BGSU.
- Scored 20 points on 5-of-6 shooting against Bethel.
- Double-double of 16 points and 10 assists vs SDSU.

2015-16

- Double-double vs Houston, 14 points and 10 assists.
- Scored a career-high 21 points against Evansville.
- Made 23-straight made throws.
- Flirted with a triple-double vs EIU, in OVC Tournament, 14 points, eight rebounds and nine assists.
- Fifth in OVC with 4.2 assists per game.
- First in OVC, 24th NCAA at 87 percent (122-of-140).

Before MSU

Joined the Racers after an outstanding two-year career at Jones County Community College in Ellisville, Miss.

- In 2014-15 season, was All-Region 22 pick.
- Named MVP of the Mississippi Junior College All-Star game, after game-high 28 points.
- Helped his team win the NJCAA National Championship team. They were 28-5.

Personal

- Born Oct. 12, 1994 Son of Lavonne Gaston.
- Majoring in integrated studies-health and exercise.

2016-17 GAME BY GAME


OPPONENT	DATE	S	M	TOTAL			3-POINTERS			FREE THROWS			REBOUNDS				PF	FO	A	TO	B	S	P	AVG
				FG	FGA	PCT	3	3A	PCT	FT	FTA	PCT	O	D	T	AVG								
ILLINOIS STATE	11/11/16	*	34	2	11	.182	2	7	.286	8	8	1.000	1	6	7	7.0	3	0	5	2	1	0	14	14.0
Middle Tenn.	11/15/16	*	35	4	11	.364	1	6	.167	8	9	.889	0	3	3	5.0	2	0	4	2	1	3	17	15.5
Green Bay	11/19/16	*	13	3	5	.600	0	2	.000	2	4	.500	0	1	1	3.7	4	0	1	0	0	0	8	13.0
UMKC	11/20/16	*	32	3	12	.250	1	3	.333	6	6	1.000	0	3	3	3.5	1	0	1	3	1	1	13	13.0
Bowling Green	11/21/16	*	34	6	14	.429	3	6	.500	1	1	1.000	1	5	6	4.0	3	0	10	4	0	3	16	13.6
ALABAMA A&M	11/26/16	*	32	5	7	.714	1	3	.333	2	2	1.000	0	2	2	3.7	1	0	3	2	0	4	13	13.5
Southern Illinois	11/29/16	*	30	5	11	.455	3	7	.429	0	0	.000	0	3	3	3.6	4	0	2	1	0	0	13	13.4
DETROIT MERCY	12/3/16	*	29	2	10	.200	1	7	.143	5	6	.833	0	3	3	3.5	1	0	2	0	0	1	10	13.0
Evansville	12/10/16	*	34	2	8	.250	1	5	.200	4	4	1.000	0	8	8	4.0	3	0	4	2	0	0	9	12.6
BETHEL	12/12/16	*	25	5	6	.833	3	3	1.000	7	7	1.000	0	7	7	4.3	4	0	4	1	0	2	20	13.3
Ole Miss	12/15/16	*	33	1	6	.167	0	4	.000	4	6	.667	0	7	7	4.5	2	0	3	1	0	1	6	12.6
South Dakota St.	12/17/16	*	37	5	16	.313	3	11	.273	3	3	1.000	1	1	2	4.3	3	0	10	4	0	1	16	12.9
WRIGHT STATE	12/22/16	*	24	2	5	.400	0	1	.000	2	2	1.000	2	1	3	4.2	3	0	1	5	0	1	6	12.4
BRESCIA	12/29/16	*	20	1	8	.125	0	1	.000	6	8	.750	2	2	4	4.2	2	0	4	2	0	1	8	12.1
TENN. STATE	12/31/16		24	5	8	.625	4	6	.667	7	8	.875	1	2	3	4.1	3	0	2	1	1	0	21	12.7
Totals			14436	51	138	.370	23	72	.319	65	74	.878	8	54	62	4.1	39	0	56	30	4	18	190	12.7

Games played: 15
 Minutes/game: 29.1
 Points/game: 12.7
 FG Pct: 37.0
 3FG Pct: 31.9
 FT Pct: 87.8

Rebounds/game: 4.1
 Assists/game: 3.7
 Turnovers/game: 2.0
 Assist/turnover ratio: 1.9
 Steals/game: 1.2
 Blocks/game: 0.3

CAREER STATISTICS

YEAR	GP	GS	MIN	AVG	FG	FGA	PCT	3FG	FGA	PCT	FT	FTA	PCT	OR	DR	TOT	AVG	PF	FO	A	TO	B	S	PTS	AVG
2015-16	31	29	989	31.9	118	302	.391	37	110	.336	122	140	.871	19	104	123	4.0	96	3	131	86	14	38	395	12.7
2016-17	15	14	436	29.1	51	138	.370	23	72	.319	65	74	.878	8	54	62	4.1	39	0	56	30	4	18	190	12.7
TOTAL	46	43	1425	31.0	169	440	.384	60	182	.330	187	214	.874	27	158	185	4.0	135	3	187	116	18	56	585	12.7



40

Jalen Dupree

F • 6-8 • 235 • FR

Cordova, Tenn.

Cordova HS

2016-17 SEASON HIGHS

Points:	12	Brescia	12-29-16
FG:	4	Brescia	12-29-16
FGA:	5	Brescia	12-29-16
3PT:			
3PTA:			
FT:	4	Brescia	12-29-16
FTA:	6	Brescia	12-29-16
Reb:	8	Brescia	12-29-16
Assists:	1	Alabama A&M	11-26-16
Blocks:	3	Brescia	12-29-16
Steals:	1	Wright State	12-22-16
Minutes:	20	Brescia	12-29-16

CAREER HIGHS

Same as season highs

2016-17

- Had career highs vs Bethel, 12pts/8reb.

Before MSU

- Named Tennessee District 14 3A All-District.
- Averaged 10 points, eight rebounds and 3.5 blocked shots per game on a team that had seven players average in the area of 10 points per game.
- Vs Memphis HSA, was just shy of a triple-double with 14 points, 10 rebounds and nine blocked shots.

Personal:

- Born Feb. 27, 1998, Son of Jonathan & Niesha Dupree.
- Undeclared on a major.

2016-17 GAME BY GAME

OPPONENT	DATE	S	M	TOTAL			3-POINTERS			FREE THROWS			REBOUNDS				PF	FO	A	TO	B	S	P	AVG
				FG	FGA	PCT	3	3A	PCT	FT	FTA	PCT	O	D	T	AVG								
ILLINOIS STATE	11/11/16		8	0	1	.000	0	0	.000	0	0	.000	1	0	1	1.0	4	0	0	1	0	0	0	0.0
Middle Tenn.	11/15/16	12		1	2	.500	0	0	.000	0	1	.000	0	0	0	0.5	2	0	0	0	1	0	2	1.0
Green Bay	11/19/16	10		1	2	.500	0	0	.000	1	2	.500	1	1	2	1.0	3	0	0	2	1	1	3	1.7
UMKC	11/20/16	8		0	0	.000	0	0	.000	0	2	.000	1	1	2	1.3	1	0	1	0	1	0	0	1.3
Bowling Green	11/21/16	14		3	5	.600	0	0	.000	0	1	.000	3	0	3	1.6	4	0	1	0	0	0	6	2.2
ALABAMA A&M	11/26/16		19	3	5	.600	0	0	.000	3	5	.600	4	0	4	2.0	3	0	1	0	1	0	9	3.3
Southern Illinois	11/29/16	15		0	3	.000	0	0	.000	1	4	.250	3	2	5	2.4	2	0	0	1	1	0	1	3.0
DETROIT MERCY	12/3/16		7	0	1	.000	0	0	.000	1	2	.500	0	1	1	2.3	2	0	0	0	0	0	1	2.8
Evansville	12/10/16	18		2	3	.667	0	0	.000	2	4	.500	0	2	2	2.2	4	0	1	1	0	0	6	3.1
BETHEL	12/12/16		14	0	1	.000	0	0	.000	0	0	.000	0	1	1	2.1	5	1	0	0	0	0	0	2.8
Ole Miss	12/15/16	15		2	3	.667	0	0	.000	2	4	.500	1	2	3	2.2	5	1	0	1	1	0	6	3.1
South Dakota St.	12/17/16	8		1	3	.333	0	0	.000	0	0	.000	2	1	3	2.3	3	0	0	1	1	0	2	3.0
WRIGHT STATE	12/22/16		8	0	3	.000	0	0	.000	0	0	.000	0	2	2	2.2	0	0	0	0	0	1	0	2.8
BRESCIA	12/29/16		20	4	5	.800	0	0	.000	4	6	.667	3	5	8	2.6	3	0	0	1	3	0	12	3.4
TENN. STATE	12/31/16		11	2	2	1.000	0	0	.000	2	3	.667	2	1	3	2.7	5	1	0	1	0	0	6	3.6
Totals		0	187	19	39	.487	0	0	.000	16	34	.471	21	19	40	2.7	46	3	4	9	10	2	54	3.6

Games played: 15
 Minutes/game: 12.5
 Points/game: 3.6
 FG Pct: 48.7
 FT Pct: 47.1

Rebounds/game: 2.7
 Assists/game: 0.3
 Turnovers/game: 0.6
 Assist/turnover ratio: 0.4
 Steals/game: 0.1
 Blocks/game: 0.7

CAREER STATISTICS

YEAR	GP	GS	MIN	AVG	FG	FGA	PCT	3FG	FGA	PCT	FT	FTA	PCT	OR	DR	TOT	AVG	PF	FO	A	TO	B	S	PTS	AVG
2016	15	0	187	12.5	19	39	.487	0	0	.000	16	34	.471	21	19	40	2.7	46	3	4	9	10	2	54	3.6
TOTAL	15	0	187	12.5	19	39	.487	0	0	.000	16	34	.471	21	19	40	2.7	46	3	4	9	10	2	54	3.6



2016-17 GAME LOG & LEADERS

Record	Overall	Home	Away	Neutral
All Games	7-8	6-1	0-6	1-1
Conference	0-0	0-0	0-0	0-0
Non-Conference	7-8	6-1	0-6	1-1

Opp	W-L	Score	Rec	OVC	OT	High Scorer	High Rebound	High Assist	High Block	High Steal
ISU	Won	73-70	1-0	---		Miller 23	Jones 7	Jones 5	Thomas 2	Grace 3
MTSU	Lost	81-87	1-1	---		Croaker, Stark 23	Miller 9	Stark 8	Jones, Dupree 1	Jones 3
GB	Won	93-77	2-1	---		Stark 21	Thomas 8	Stark 7	Sanchious 1	Thomas 2
UMKC	Lost	77-85	2-2	---		Stark 17	Croaker 8	Stark 9	Dupree, Jones 1	Stark 2
BGSU	Lost	77-78	2-3	---		Stark 28	Miller, Croaker, Jones 6	Jones 10	Miller, Taylor 1	Jones 3
AAM	Won	91-54	3-3	---		Stark 17	Miller 11	Croaker, Jones, Griffin 3	Miller, Stark, Croaker 1	Jones 4
SIU	Lost	85-89	3-4	---	*	Stark 29	Miller 8	Stark 8	McGhee, Dupree 1	Stark, Sanchious 1
DET	Won	86-76	4-4	---		Stark 27	Croaker 11	Stark 5	McGhee 1	McGhee 2
UE	Lost	46-78	4-5	---		Stark, Jones 9	Jones 8	Jones 4	Sanchious, Grace 1	McGhee 3
BETH	Won	103-65	5-5	---		Jones 20	Thomas 9	Stark 5	Miller 2	McGhee 3
MISS	Lost	73-78	5-6	---		Miller 27	Miller 10	Croaker 4	Dupree, Croaker 1	4 with 1
SDSU	Lost	84-88	5-7	---	*	Stark 32	Miller 7	Jones 10	Miller, Dupree 1	Stark 3
WSU	Lost	62-77	5-8	---		Stark, Miller 21	Miller 11	Stark 7	Croaker 1	Croaker 3
BRES	Won	99-83	6-8	---		Stark 18	Sanchious 10	Stark 7	Sanchious 4	Stark 3
TSU	Won	92-83	7-8	---		Stark 26	Sanchious 6	Stark 5	Sanchious 2	Croaker 3
JSU										
TTU										
EIU										
SIUE										
EKU										
APSU										
SEMO										
UTM										
BEL										
MOR										
APSU										
SIUE										
EIU										
SEMO										
UTM										

GAME STARTERS

Date	Opponent	Guard	Guard	Guard	Forward	Forward
11-11	Illinois State	Stark	Jones	Croaker	Miller	Sanchious
11-15	Middle Tenn.	Stark	Jones	Croaker	Miller	Sanchious
11-19	Green Bay	Stark	Jones	Croaker	Miller	Sanchious
11-20	UMKC	Stark	Jones	Croaker	Miller	Sanchious
11-21	Bowling Green	Stark	Jones	Croaker	Miller	Sanchious
11-26	Alabama A&M	Stark	Jones	Croaker	Miller	Sanchious
11-29	SIU	Stark	Jones	Croaker	Miller	Sanchious
12-03	Detroit	Stark	Jones	Croaker	Miller	Sanchious
12-10	Evansville	Stark	Jones	Croaker	Miller	Sanchious
12-12	Bethel	Stark	Jones	Croaker	McGhee	Sanchious
12-15	Ole Miss	Stark	Jones	Croaker	McGhee	Sanchious
12-17	S. Dakota State	Stark	Jones	Croaker	Miller	Sanchious
12-22	Wright State	Stark	Jones	Croaker	Miller	Sanchious
12-29	Brescia	Stark	Jones	Croaker	Miller	Sanchious
12-31	Tenn. State	Stark	Grace	Taylor	Miller	Sanchious
01-05	Jacksonville State					
01-07	Tenn. Tech					
01-12	Eastern Illinois					
01-14	SIUE					
01-19	E. Kentucky					
01-21	Austin Peay					
01-26	SE Missouri					
01-28	UT Martin					
02-04	Belmont					
02-08	Morehead State					
02-11	Austin Peay					
02-16	SIUE					
02-18	Eastern Illinois					
02-23	SE Missouri					
02-25	UT Martin					

RECORDS FOR LINEUPS

(5-7)	Stark, Jones, Croaker, Miller, Sanchious
(1-1)	Stark, Jones, Croaker, McGhee, Sanchious
(1-0)	Stark, Grace, Taylor, Miller, Sanchious

START CHART

	16-17	Streak	Career
Jones	14	0	42
Croaker	14	0	36
Sanchious	15	15	18
McGhee	2	2	30
Stark	15	15	15
Miller	13	4	13
Taylor	1	1	1
Grace	1	1	1

**LAST TIME IT HAPPENED****MSU Player 30+ Pts**

Jonathan Stark, (32) at SDSU, 12-17-16
 Jeffery Moss, (33) H UTM, 2-27-16
 Cameron Payne (31) at UTM, 2-28-15
 Cameron Payne (33) at EIU, 1-22-15
 Cameron Payne (32) at UE, 12-13-14
 Jeffery Moss (31), H Tenn. Tech, 1-23-14
 Isaiah Canaan (31), UT Martin, 2-28-13
 Isaiah Canaan (35), Morehead State, 2-20-13
 Isaiah Canaan (32), Lipscomb, 11-26-12
 Isaiah Canaan (30), Old Dominion, 11-24-12
 Isaiah Canaan (31), TN State, 2-9-12
 Isaiah Canaan (32), SEMO, 2-2-12
 Isaiah Canaan (35), Austin Peay, 1-7-12
 Isaiah Canaan (36), Southern Mississippi, 11-26-11
 Danero Thomas (30), Austin Peay, 2-7-09
 Shawn Witherspoon (33), Morehead State, 1-6-05

Opponent 30+ Pts

Mike Daum (39), South Dakota State 12-17-15
 Kenny Gaines (35), Georgia 11-20-15
 D.J. Ballentine (31), Evansville 12-13-14
 Kevin Murphy (31), Tennessee Tech, 3-2-12

MSU two players 20+ points

Stark (21), Miller (21), Wright State 12-22-16
 Croaker (23), Stark (23), MTSU 11-15-16
 Jones (24), Moss (21), MOR 3-3-16

MSU three players 20+ points

Stark (26), Croaker (25), Jones (21)
 H TSU 12-31-16

Payne (29), Williams (21) & Sapp (20)
 A Belmont 2-6-14

Payne (27), Moss & Williams (20)
 H UT Martin 1-5-14

Canaan (32), Wilson (21), Daniel (20)
 Lipscomb 11-26-12

Mayes (23), Rainey (21), Townsend (21)
 SEMO 2-6-97

MSU two players with 30+ points

Brown 30, Rainey 30 UT-Martin 2-17-96

MSU six players in double figures

Jones (20), Taylor (19), Stark (16), Thomas (12), Miller (11),
 McGhee (10). H Bethel 12-12-16
 Moss (20), Payne (15), Williams (14), Rambo (13), Fields (11),
 Sapp (11). H APSU 1-11-14

MSU 15+ rebounds

Jarvis Williams (15) SEMO, 3-1-14
 Jarvis Williams (15) TTU, 1-23-14
 Jarvis Williams (15) UT Martin, 1-05-14
 Jarvis Williams (18) SEMO, 1-02-14

MSU 6+ 3-pointers

Jonathan Stark (6) Bowling Green 11-21-16
 Jeffery Moss (6) SEMO 2-13-16
 Jeffery Moss (7) SEMO 2-4-16
 Jeffery Moss (6) TTU, 1-7-16
 Jeffery Moss (7) TTU, 1-23-14

MSU 9+ assists

Bryce Jones (10) South Dakota State 12-17-16
 Bryce Jones (10) Bowling Green 11-21-16

Bryce Jones (10) Houston, 12-02-15
 Cameron Payne (10) UTEP, 3-17-15
 Cameron Payne (9) TSU, 1-17-15
 Cameron Payne (12) APSU, 1-31-14
 Cameron Payne (9) TTU, 1-24-14
 Isaiah Canaan (9) SIUE, 1-19-13
 B.J. Jenkins (10) WKU, 12-18-10

MSU 5+ steals

Cameron Payne (6) vs ECU, 01-29-14
 Cameron Payne (6) vs Brescia, 11-20-14
 Cameron Payne (5) at MTSU, 11-18-14

MSU 5+ blocks

Jarvis Williams (6) SIUE, 2-12-15
 Jarvis Williams (5) Omaha, 3-24-14
 Ed Daniel (6) Tennessee State, 2-9-13

Last MSU player with a triple-double

Isacc Miles 13pts, 10r, 11a, UT Martin 2-23-09

Last MSU game two players double-double

Jones 14pts/10reb & Langston 13pts/11 reb
 12-02-15 Houston
 Williams 25pts/14reb & Cameron Payne 14pts/10a, 3-17-15
 UTEP

Last MSU game three players double-double

Kennedy, 14pts/12 reb, Griffith, 11 pts/11/reb, Redding,
 10pts/10 reb Morehead State 12-10-05

MSU scores 100+ points

Home vs Bethel W 103-65 12-12-16
 Home vs Brescia W 101-75 12-30-15

Opponent scored 100+ points

at Morehead State W 106-100 2OT 2-20-13
 at UAB, 1-2-05, L 100-80

Last MSU 5-game winning streak

(25) From Nov. 30, 1024 to March 7, 2015

MSU 5-game losing streak

12-02-15 through 12-22-15, Houston, Evansville, Illinois
 State, SIU, Wright State

12-21-1991 through 1-11-1992, Evansville, Missouri, Arkan-
 sas State, Texas, APSU

MSU buzzer beater shot win

Danero Thomas vs Vanderbilt
 3-18-10 in NCAA Tournament

Opponent buzzer beater shot to win

Trey Freeman, 3-pointer vs Old Dominion,
 NIT Quarterfinals, 3-25-15

Travis Peterson, 3-pointer vs Samford, 12-20-07

Brandon Heath, half-court shot vs San Diego State, 11-10-
 06 at Saint Mary's.

Last MSU player unable to shoot free throws

Ed Daniel, replaced by Ivan Aska vs Eastern
 Illinois, 1-20-11

Last time MSU did not have a player in double-figure scoring and won:

Eastern Illinois, Home 11-25-06, 53-50

Last time MSU did not have a player in double-figure scoring and lost:

vs Evansville, away, 12-10-16, 78-46
 vs Tennessee, away, 12-1-06, 89-64

Perfect game from the free throw line for MSU player:

minimum of 8 attempts
 10-10, Bryce Jones vs TSU 1-16-16
 14-14, Cameron Payne vs UTM 1-5-14
 14-14, Jeffery McClain vs St. Catharine, 11-29-08
 13-13, Trey Pearson vs SIUE, 11-20-04

Perfect from the free throw line for opposing player:

16-16, Mike Daum, S. Dakota State, 12-17-16
 15-15, Torrance Row, TTU, 1-7-16
 12-12, Nick Murphy, Jacksonville State 1-14-10
 12-12, Roy Booker, Southeast Missouri 1-28-06

Last best perfect FG game for MSU player

9-9, Jarvis Williams at ECU, 1-8-14
 9-9, Ivan Aska vs UMSL, 11-14-09
 8-8, Jeffery McClain vs EIU, 1-11-10
 7-7, Jarvis Williams at Belmont 2-6-14
 7-7, Kevin Thomas vs UT Martin, 1-5-09
 6-6, Brandon Garrett vs Old Dominion, 11-24-12

MSU 8+ games streak with a made 3

15 Jonathan Stark, 2016-17
 20 Cameron Payne, 2014-15
 40 Isaiah Canaan, 2012-13

Last four-point play by MSU:

Jonathan Stark hit a 3 and was fouled at South Dakota State
 12-17-16

Gee McGhee hit a 3 and was fouled vs Evansville 12-05-15

Jarvis Williams made basket and was fouled. He missed FT,
 scored off his own miss at MTSU 11-18-14

Isaiah Canaan made a three-pointer and was fouled, and
 made the FT vs SDSU, 2-23-13

Last four-point play by opponent

Ali, Ismail, Bowling Green, 11-21-16

Casey Teson, EIU 2-25-16

Travis Betran, APSU 1-12-13

Dewayne Wright, Eastern Illinois, 1-11-10

MSU 10+ made three-point baskets

(17) South Dakota State, 12-17-16
 (12) Bowling Green, 11-21-16

 (14) SEMO, 2-13-16
 (14) Tulsa, 3-23-15
 (14) SEMO, 3-1-14
 (15) Tennessee Tech, 1-23-14

Opponent 10+ made three-point baskets

(11) Wright State 12-22-16
 (12) Green Bay 1-21-16

MSU failed to hit a three-pointer in a game

0-15, Austin Peay, 3-6-09
 0-15, Wright State, 12-22-08
 0-7, Samford, 12-21-06, broke a streak of 581 games

**LAST TIME IT HAPPENED****Opponent failed to hit a three-pointer in a game**

(Regular Season)

0-7, Tennessee Tech, 2-10-11 (span of 660 games)

0-3, Middle Tennessee, 1-30-89

Opponent failed to hit a three-pointer in a game

(Post Season)

0-2, Eastern Illinois, 3-5-10, OVC Tournament

Last time trailing with 5:00 remaining and win

H ISU 11-11-16 down 57-55 -2, won 73-70

H AAMU 11-28-15 down -4, won 63-61

A SEMO 2-14-15 down -9, won 94-92 OT

H EKU, 1-29-15 down -5, won 85-78 OT

A MOSU, 3-19-14 down -2, won 66-63

H UE, 12-4-13 down -2, won 65-63

A EKU, 12-2-10 down -2, won 74-72

N Vandy, 3-18-10 down -1, won 66-65 (NCAA)

Last time leading with 5:00 remaining and lost

H APSU, 02-06-16 up 62-58 +4 lost 76-73

A TSU, 1-16-16 up 65-60 +5 lost 73-71

H EIU, 1-20-11 up +5 and lost 61-60

A MOR, 12-6-08 up +5 and lost 79-74

Last time trailing with 2:00 remaining and win

SEMO, A, 2-14-15 down 78-75, won 94-92 OT

EKU H, 1-29-15 down 68-65, won 85-78 OT

MOSU, A, 3-19-14 down 63-62, won 66-63

2016-17 NCAA RPI RANKINGS**NCAA RPI OF 309 Teams (AS OF JAN. 1)**

Rank	Prev	School	Conf	Rec	A	N	H	Non D-I
23	23	Middle Tenn.	Conference USA	10-3	3-1	3-0	3-2	1-0
48	47	Ole Miss	Southeastern	9-4	0-1	2-1	7-2	0-0
53	57	Illinois St.	Missouri Valley	9-4	1-3	1-1	6-0	1-0
63	49	Tennessee St.	OVC	9-4	4-4	2-0	1-0	2-0
99	115	Jacksonville St.	OVC	9-7	6-7	2-0	0-0	1-0
120	139	Green Bay	Horizon	8-6	4-4	1-1	1-1	2-0
121	116	Belmont	OVC	7-4	4-2	0-1	3-1	0-0
136	144	Wright St.	Horizon	10-5	4-4	0-0	4-1	2-0
140	148	UT Martin	OVC	11-6	4-4	0-0	5-2	2-0
152	164	Evansville	Missouri Valley	9-5	1-2	0-3	6-0	2-0
169	180	Southern Ill.	Missouri Valley	7-7	1-5	0-0	5-2	1-0
208	187	Eastern Ky.	OVC	7-9	1-7	1-1	3-1	2-0
234	198	Eastern Ill.	OVC	8-6	3-4	0-0	3-2	2-0
238	284	Murray St.	OVC	7-8	0-6	1-1	4-1	2-0
245	269	South Dakota St.	Summit League	8-9	1-6	1-2	4-1	2-0
265	264	Austin Peay	OVC	4-11	0-7	2-0	0-4	2-0
271	240	SIUE	OVC	5-10	2-5	1-1	1-3	1-1
276	272	Morehead St.	OVC	4-10	0-8	0-0	2-2	2-0
311	311	Detroit Mercy	Horizon	2-12	0-7	0-0	1-5	1-0
314	320	Southeast Mo. St.	OVC	6-10	1-6	0-2	3-2	2-0
342	347	Tennessee Tech	OVC	5-11	2-7	0-0	1-4	2-0
351	351	Alabama A&M	Southwestern	0-11	0-10	0-0	0-1	0-0

**MURRAY STATE OVERTIME GAMES (SINCE 1983)**

Date	Opponent	H/A/N	W/L	Score	Span	Tot	Notes
11-29-1983	*Tennessee State	Home	Won	65-58	---	---	
02-03-1984	*Austin Peay	Home	Won	90-85	16	---	
01-14-1985	*Youngstown State	Home	Won	66-62	25	---	
02-09-1985	*Tennessee Tech	Away	Lost	51-53	8	2OT	
12-16-1985	Bowling Green	Home	Won	70-63	14	---	
12-05-1986	Southern Cal	Neutral	Lost	53-54	25	---	Wendy's Classic, Bowling Green, Ky.
02-07-1987	*Morehead State	Home	Lost	72-84	17	---	
01-05-1988	Memphis State	Away	Lost	70-76	18	---	
01-09-1989	Lamar	Home	Won	80-78	34	---	
12-09-1989	Southern Illinois	Home	Lost	108-114	20	3OT	
12-29-1989	Texas-San Antonio	Neutral	Won	107-101	4	---	Lamar Invitational, Beaumont, Texas
02-19-1990	*Tennessee State	Home	Won	90-89	13	---	
03-15-1990	Michigan State	Neutral	Lost	71-75	8	---	NCAA Tournament, Knoxville, Tenn.
12-28-1990	South Alabama	Neutral	Won	88-78	13	---	BMA Holiday Classic, Kansas City, Mo.
02-08-1992	*Morehead State	Away	Won	93-91	41	---	
02-17-1992	*Tennessee Tech	Home	Won	103-99	3	---	
12-19-1992	Evansville	Away	Won	87-78	11	---	
01-09-1993	*Austin Peay	Away	Won	82-76	6	---	
01-30-1993	*Tennessee Tech	Home	Won	117-112	7	---	
03-01-1997	*Austin Peay	Neutral	Won	88-85	129	---	OVC Tournament Final, Nashville, Tenn.
01-03-1998	*Middle Tennessee	Away	Won	76-71	49	---	
12-30-1998	Florida State	Neutral	Lost	76-80	32	---	Rainbow Classic, Honolulu, Hawaii
02-13-1999	*#Eastern Illinois	Home	Won	94-89	15	2OT	
01-18-2000	*Austin Peay	Home	Lost	75-77	22	---	
01-22-2000	*Morehead State	Away	Won	87-86	2	---	
12-08-2000	Ala.-Birmingham	Home	Won	84-72	21	---	
02-06-2001	*Austin Peay	Home	Lost	79-84	16	---	
01-24-2002	*Morehead State	Away	Lost	83-92	27	---	
02-07-2003	*Austin Peay	Neutral	Lost	56-59	44	---	OVC Tournament Semi, Nashville, Tenn.
12-07-2003	Western Kentucky	Away	Won	100-95	7	2OT	
01-08-2004	*Eastern Kentucky	Home	Won	80-78	42	---	
11-19-2005	Cincinnati	Away	Lost	75-79	17	---	Season Opener
12-03-2005	Texas-San Antonio	Away	Won	89-79	2	---	
02-02-2006	*Austin Peay	Away	Won	69-68	17	---	
12-07-2006	*Eastern Kentucky	Away	Lost	66-72	21	---	
01-04-2007	*Tennessee State	Away	Won	86-83	4	---	
02-14-2007	*Tennessee State	Home	Lost	64-60	11	---	
01-03-2008	*Eastern Illinois	Away	Lost	83-80	16	---	
01-31-2008	*Austin Peay	Away	Lost	92-87	9	---	
02-28-2009	*Eastern Kentucky	Home	Won	70-65	37	---	
11-26-2011	Southern Miss	Neutral	Won	90-81	44	2OT	Great Alaska Shootout, Anchorage, Alaska
02-02-2013	*Austin Peay	Home	Won	75-68	48	---	
02-20-2013	*Morehead State	Away	Won	106-100	5	2OT	
03-09-2013	*Belmont	Neutral	Lost	70-68	5	---	OVC Tournament Final, Nashville, Tenn.
03-01-2014	*Southeast Missouri	Away	Lost	118-115	28	2OT	Final game of the regular season
01-29-2015	*Eastern Kentucky	Home	Won	85-78	28	---	MSU pushed win streak to 16
02-14-2014	*Southeast Missouri	Away	Won	94-92	5	---	MSU Pushed win streak to 21
12-05-2015	Evansville	Home	Lost	85-81	22	---	
11-29-2016	Southern Illinois	Away	Lost	89-85	29	---	1st OT at SIU, 1st since 1989 at MSU
12-17-2016	South Dakota State	Away	Lost	88-84	5	---	Stark ties MSU record with nine 3-point baskets

* OVC Game



2016-17 MSU SEASON BOX SCORE (ALL GAMES)

## Player	GP-GS	Min	Avg	-----TOTAL-----			-----3-PTS---			-----REBOUNDS-----			PF	FO	A	TO	Blk	St	Pts	Avg						
				FG	FGA	Pct	3FG	FGA	Pct	FT	FTA	Pct									Off	Def	Tot	Avg		
02 Stark,Jonathan	15	15	516	34.4	104	234	.444	46	109	.422	61	74	.824	6	49	55	3.7	37	1	83	40	1	22	315	21.0	
00 Miller,Terrell	15	13	400	26.7	75	156	.481	27	77	.351	29	38	.763	32	74	106	7.1	52	2	23	34	5	10	206	13.7	
32 Jones,Bryce	15	14	436	29.1	51	138	.370	23	72	.319	65	74	.878	8	54	62	4.1	39	0	56	30	4	18	190	12.7	
11 Croaker,Damarcus	15	14	462	30.8	62	134	.463	13	42	.310	29	43	.674	21	54	75	5.0	28	1	21	24	5	17	166	11.1	
12 Mcghee,Gee	10	2	212	21.2	12	44	.273	8	27	.296	23	28	.821	13	26	39	3.9	19	1	13	10	2	10	55	5.5	
23 Taylor,Jachai	14	1	149	10.6	29	63	.460	9	29	.310	7	13	.538	9	15	24	1.7	6	0	3	8	1	3	74	5.3	
40 Dupree,Jalen	15	0	187	12.5	19	39	.487	0	0	.000	16	34	.471	21	19	40	2.7	46	3	4	9	10	2	54	3.6	
04 Sanchious,Brion	15	15	352	23.5	20	34	.588	0	0	.000	13	31	.419	21	46	67	4.5	39	1	7	9	9	5	53	3.5	
22 Thomas,Gilbert	11	0	134	12.2	17	29	.586	0	2	.000	4	9	.444	20	17	37	3.4	21	0	3	7	4	7	38	3.5	
01 Grace,Jerami	14	1	156	11.1	15	48	.313	11	36	.306	6	9	.667	5	19	24	1.7	26	0	8	6	1	6	47	3.4	
10 Griffin,Dondre	10	0	47	4.7	9	24	.375	2	11	.182	1	11	.000	1	3	4	0.4	7	0	6	1	0	2	21	2.1	
TM TEAM.....																										
Total.....	15				413	943	.438	139	405	.343	254	354	.718	177	398	575	38.3	320	9	227	181	42	102	1219	81.3	
Opponents.....	15				391	901	.434	113	311	.363	273	382	.715	172	407	579	38.6	311	-	183	205	44	88	1168	77.9	
SCORE BY PERIODS:	1st	2nd	OT	Total																						
Murray State	541	658	20	1219																						
Opponents	563	577	28	1168																						

2016-17 MSU SEASON BOX SCORE (OVC GAMES)

## Player	GP-GS	Min	Avg	-----TOTAL-----			-----3-PTS---			-----REBOUNDS-----			PF	FO	A	TO	Blk	St	Pts	Avg						
				FG	FGA	Pct	3FG	FGA	Pct	FT	FTA	Pct									Off	Def	Tot	Avg		
02 Stark,Jonathan	1	1	40	40.0	7	17	.412	1	5	.200	11	12	.917	1	3	4	4.0	1	0	5	2	0	1	26	26.0	
11 Croaker,Damarcus	1	0	33	33.0	8	13	.615	1	2	.500	8	10	.800	2	3	5	5.0	2	0	3	2	1	3	25	25.0	
32 Jones,Bryce	1	0	24	24.0	5	8	.625	4	6	.667	7	8	.875	1	2	3	3.0	3	0	2	1	1	0	21	21.0	
40 Dupree,Jalen	1	0	11	11.0	2	2	1.000	0	0	.000	2	3	.667	2	1	3	3.0	5	1	0	1	0	0	6	6.0	
12 Mcghee,Gee	1	0	25	25.0	1	3	.333	1	2	.500	2	21	.000	1	3	4	4.0	0	0	1	1	0	0	5	5.0	
00 Miller,Terrell	1	1	27	27.0	1	8	.125	0	5	.000	3	4	.750	1	4	5	5.0	4	0	3	1	0	1	5	5.0	
04 Sanchious,Brion	1	1	32	32.0	1	2	.500	0	0	.000	2	4	.500	1	5	6	6.0	5	1	0	0	2	0	4	4.0	
01 Grace,Jerami	1	1	1	1.0	0	0	.000	0	0	.000	0	0	.000	0	0	0	0.0	2	0	0	0	0	0	0	0.0	
23 Taylor,Jachai	1	1	7	7.0	0	2	.000	0	1	.000	0	0	.000	0	0	0	0.0	1	0	0	2	0	0	0	0.0	
TM TEAM.....																										
Total.....	1				25	55	.455	7	21	.333	35	43	.814	9	25	34	34.0	23	2	14	10	4	5	92	92.0	
Opponents.....	1				29	63	.460	5	15	.333	20	26	.769	14	24	38	38.0	35	-	9	16	4	4	83	83.0	
SCORE BY PERIODS:	1st	2nd	Total																							
Murray State	35	57	92																							
Opponents	43	40	83																							

2016-17 MSU SEASON BOX SCORE (BRESCIA & TSU WEEK)

## Player	GP-GS	Min	Avg	-----TOTAL-----			-----3-PTS---			-----REBOUNDS-----			PF	FO	A	TO	Blk	St	Pts	Avg						
				FG	FGA	Pct	3FG	FGA	Pct	FT	FTA	Pct									Off	Def	Tot	Avg		
02 Stark,Jonathan	2	2	70	35.0	13	26	.500	3	9	.333	15	16	.938	1	9	10	5.0	3	0	12	6	0	4	44	22.0	
11 Croaker,Damarcus	2	1	55	27.5	10	20	.500	1	4	.250	10	16	.625	3	5	8	4.0	3	0	3	3	2	4	31	15.5	
32 Jones,Bryce	2	1	44	22.0	6	16	.375	4	7	.571	13	16	.813	3	4	7	3.5	5	0	6	3	1	1	29	14.5	
00 Miller,Terrell	2	2	54	27.0	8	19	.421	2	8	.250	3	4	.750	4	8	12	6.0	6	0	5	1	0	1	21	10.5	
40 Dupree,Jalen	2	0	31	15.5	6	7	.857	0	0	.000	6	9	.667	5	6	11	5.5	8	1	0	2	3	0	18	9.0	
01 Grace,Jerami	2	1	14	7.0	3	4	.750	2	3	.667	5	5	1.000	0	1	1	0.5	3	0	0	0	0	0	13	6.5	
04 Sanchious,Brion	2	2	54	27.0	4	6	.667	0	0	.000	5	10	.500	2	14	16	8.0	5	1	1	1	6	1	13	6.5	
12 Mcghee,Gee	2	0	44	22.0	2	7	.286	1	4	.250	7	7	1.000	2	5	7	3.5	0	0	2	2	0	0	12	6.0	
23 Taylor,Jachai	2	1	21	10.5	4	11	.364	0	4	.000	2	5	.400	2	2	4	2.0	1	0	0	2	0	2	10	5.0	
22 Thomas,Gilbert	1	0	11	11.0	0	1	.000	0	1	.000	0	2	.000	0	1	1	1.0	0	0	0	1	0	1	0	0.0	
10 Griffin,Dondre	1	0	2	2.0	0	2	.000	0	1	.000	0	0	.000	0	0	0	0.0	0	0	0	0	0	0	0	0.0	
TM TEAM.....																										
Total.....	2				56	119	.471	13	41	.317	66	90	.733	22	60	82	41.0	34	2	29	21	12	14	191	95.5	
Opponents.....	2				60	135	.444	17	42	.405	29	40	.725	21	52	73	36.5	63	-	27	29	5	10	166	83.0	
SCORE BY PERIODS:	1st	2nd	Total																							
Murray State	80	111	191																							
Opponents	80	86	166																							



MSU-OPPONENT COMPARISON

Opp	1st	2nd	Score	Mar	Total FG	FG Pct	3-Pointers	3PT Pct	Free Throws	FT Pct	Reb	Mar	Assist	TOver	Block	Steal	Fouls
ISU	29/32	44/38	73-70	+3	24-58/24-54	.414/.444	12-33/6-16	.364/.375	13-19/16-21	.684/.762	33/39	(6)	12/11	14/18	3/3	8/8	18/21
MTSU	39/41	42/46	81-87	(6)	27-63/32-65	.429/.492	11-33/6-18	.333/.333	16-19/17-23	.842/.739	34/40	(6)	16/12	11/9	2/3	5/3	19/18
GB	43/45	50/32	93-77	+16	37-71/25-72	.521/.347	11-30/12-34	.367/.353	8-15/15-29	.533/.517	42/49	(7)	15/14	11/13	2/1	7/6	22/16
UMKC	34/36	40/49	74-85	(11)	29-67/29-63	.433/.460	7-21/8-21	.333/.381	9-12/19-23	.750/.826	37/39	(2)	15/11	15/13	3/1	7/10	17/16
BGSU	34/41	43/37	77-78	(1)	29-66/23-56	.439/.411	12-25/8-19	.480/.421	7-12/24-29	.583/.828	35/37	(2)	17/13	10/10	2/3	6/5	23/16
AAM	47/27	44/27	91-54	+37	36-63/19-46	.571/.413	11-24/5-14	.458/.357	8-13/11-18	.615/.611	33/27	+6	19/6	5/18	4/1	12/4	15/12
SIU	37/39	40/38	85-89	(4)	27-70/31-61	.386/.508	13-30/6-24	.433/.250	18-23/21-36	.783/.583	43/38	+5	14/9	12/8	2/6	2/5	28/20
UDM	38/41	48/35	86-76	+10	27-61/27-57	.443/.474	7-23/6-17	.304/.353	25-34/16-23	.735/.696	39/35	+4	14/13	10/17	1/2	4/4	20/28
UE	21/46	25/32	46-78	(32)	15-54/26-56	.278/.464	5-26/8-14	.192/.571	11-16/18-24	.688/.750	37/40	(3)	9/14	17/9	2/6	3/9	23/18
BETHEL	43/28	60/37	103-65	+38	35-64/22-64	.547/.344	8-21/5-19	.381/.263	25-36/16-27	.694/.593	47/39	+8	25/11	16/22	4/2	12/8	25/25
OM	31/43	42/35	73-78	(5)	22-61/22-62	.361/.355	7-31/7-23	.226/.304	22-31/27-38	.710/.711	42/49	(7)	13/14	12/11	2/5	4/6	28/27
SDSU	29/34	43/38	84-88	(4)	30-70/26-53	.429/.491	17-45/8-20	.378/.400	7-8/28-31	.875/.903	33/36	(3)	18/15	14/14	2/2	9/6	27/10
WSU	36/30	26/47	62-77	(15)	19-56/25-57	.339/.439	5-22/11-30	.227/.367	19-26/16-20	.731/.800	38/38	-	11/13	13/14	1/4	9/4	21/21
BU	45/37	54/46	99-83	+16	31-64/31-72	.484/.431	6-20/12-27	.300/.444	31-47/9-14	.660/.643	48/35	+13	15/18	11/13	8/1	9/6	11/28
TSU	35/43	57/40	92-83	+9	25-55/29-63	.455/.460	7-21/5-15	.333/.333	35-43/20-26	.814/.769	34/38	(4)	14/9	10/16	4/4	5/4	23/35

Note: Game totals are displayed in the format MURRAY STATE/OPPONENT for each category

MSU GAME BY GAME

Opp	Date	Score	FG	FGA	Pct	3FG	FGA	Pct	FT	FTA	Pct	Off	Def	Tot	Avg	PF	A	TO	Blk	Stl	Pts	Avg
ILLST	11/11/16	73-70	24	58	.414	12	33	.364	13	19	.684	9	24	33	33.0	18	12	14	3	8	73	73.0
MTSU	11/15/16	81-87	27	63	.429	11	33	.333	16	19	.842	11	23	34	33.5	19	16	11	2	5	81	77.0
Green Bay	11/19/16	93-77	37	71	.521	11	30	.367	8	15	.533	11	31	42	36.3	22	15	11	2	7	93	82.3
UMKC	11/20/16	74-85	29	67	.433	7	21	.333	9	12	.750	13	24	37	36.5	17	15	15	3	7	74	80.2
BGSU	11/21/16	77-78	29	66	.439	12	25	.480	7	12	.583	11	24	35	36.2	23	17	10	2	6	77	79.6
AAM	11/26/16	91-54	36	63	.571	11	24	.458	8	13	.615	12	21	33	35.7	15	19	5	4	12	91	81.5
SIU	11/29/16	85-89	27	70	.386	13	30	.433	18	23	.783	15	28	43	36.7	28	14	12	2	2	85	82.0
UDM	12/03/16	86-76	27	61	.443	7	23	.304	25	34	.735	13	26	39	37.0	20	14	10	1	4	86	82.5
UE	12/10/16	46-78	15	54	.278	5	26	.192	11	16	.688	11	26	37	37.0	23	9	17	2	3	46	78.4
BETHEL	12/12/16	103-65	35	64	.547	8	21	.381	25	36	.694	12	35	47	38.0	25	25	16	4	12	103	80.9
OM	12/15/16	73-78	22	61	.361	7	31	.226	22	31	.710	11	31	42	38.4	28	13	12	2	4	73	80.2
SDSU	12/17/16	84-88	30	70	.429	17	45	.378	7	8	.875	14	19	33	37.9	27	18	14	2	9	84	80.5
WSU	12/22/16	62-77	19	56	.339	5	22	.227	19	26	.731	12	26	38	37.9	21	11	13	1	9	62	79.1
BRESCIA	12/29/16	99-83	31	64	.484	6	20	.300	31	47	.660	13	35	48	38.6	11	15	11	8	9	99	80.5
TENN. ST.	12/31/16	92-83	25	55	.455	7	21	.333	35	43	.814	9	25	34	38.3	23	14	10	4	5	92	81.3
Murray State	1219		413	943	.438	139	405	.343	254	354	.718	177	398	575	38.3	320	227	181	42	102	1219	81.3
Opponents	1168		391	901	.434	113	311	.363	273	382	.715	172	407	579	38.6	311	183	205	44	88	1168	77.9

Games played: 15

Points/game: 81.3

FG Pct: 43.8

3FG Pct: 34.3

FT Pct: 71.8

Rebounds/game: 38.3

Assists/game: 15.1

Turnovers/game: 12.1

Assist/turnover ratio: 1.3

Steals/game: 6.8

Blocks/game: 2.8



Official Basketball Box Score -- Game Totals -- Final Statistics
Jacksonville State vs Murray St.
1/9/16 5:30 PM at Murray, Ky.

**Jacksonville State 54 • 5-14 (1-4 OVC)**

##	Player	*	Total			3-Ptr			Rebounds			PF	TP	A	TO	Blk	Stl	Min
			FG-FGA	FG-FGA	FT-FTA	FG-FGA	FG-FGA	FT-FTA	Off	Def	Tot							
01	Tucker, Greg	*	3-7	3-7	0-0	0	3	3	1	9	4	3	0	0	26			
02	Townser, Jaquail	*	3-8	2-4	0-1	0	3	3	1	8	2	3	0	1	26			
13	Hamilton, Jared	*	2-8	0-1	0-0	2	3	5	0	4	1	1	0	1	29			
21	Drumwright, Malcolm	*	5-9	4-4	0-0	0	1	1	3	14	6	3	1	0	33			
31	Cunningham, Christian	*	1-2	0-0	3-4	3	3	6	4	5	0	1	0	1	22			
00	Bogan, Delfincko		1-3	0-0	0-0	0	0	0	0	2	0	1	0	0	7			
03	Biedscheid, Cam		0-0	0-0	0-0	0	0	0	0	0	0	0	0	0	4			
15	Durham, Erik		3-11	2-7	0-0	3	1	4	2	8	1	0	0	0	25			
32	Watson, Jeremy		1-9	0-0	0-0	0	2	2	2	2	0	0	0	0	15			
33	Statam, Andre		1-3	0-2	0-0	1	0	1	2	2	1	0	0	0	13			
Team						3	4	7										
Totals			20-60	11-25	3-5	12	20	32	15	54	15	12	1	3	200			

FG % 1st Half: 10-32 31.3% 2nd half: 10-28 35.7% Game: 20-60 33.3%
 3FG % 1st Half: 5-12 41.7% 2nd half: 6-13 46.2% Game: 11-25 44.0%
 FT % 1st Half: 0-0 0.0% 2nd half: 3-5 60.0% Game: 3-5 60.0%

Deadball
Rebounds
0

Murray St. 69 • 8-8 (2-1 OVC)

##	Player	f	Total			3-Ptr			Rebounds			PF	TP	A	TO	Blk	Stl	Min
			FG-FGA	FG-FGA	FT-FTA	FG-FGA	FG-FGA	FT-FTA	Off	Def	Tot							
00	LANGSTON, Wayne	f	6-12	0-0	3-7	7	6	13	3	15	0	0	0	0	38			
02	MOSS, Jeffery	f	6-13	3-8	2-2	1	3	4	1	17	1	0	1	2	35			
04	SANCHIOUS, Brion	f	1-1	0-0	0-0	5	4	9	4	2	2	0	1	1	25			
12	MCGHEE, Gee	f	1-4	0-1	0-2	2	1	3	3	2	1	3	0	0	14			
01	JONES, Bryce	g	3-12	1-4	2-2	0	5	5	2	9	6	3	0	2	36			
10	CULBREATH, Chad		0-1	0-0	0-0	0	0	0	0	0	1	1	0	1	3			
11	CROAKER, DeMarcus		7-10	0-0	0-1	0	5	5	0	14	4	0	1	0	27			
23	SEYMOUR, Justin		3-5	2-4	0-0	1	4	5	0	8	1	0	0	1	18			
32	PATTY, A.J.		1-2	0-1	0-0	0	0	0	1	2	0	0	0	0	4			
Team						1	1	2			1							
Totals			28-60	6-18	7-14	17	29	46	14	69	16	8	3	7	200			


FG % 1st Half: 14-30 46.7% 2nd half: 14-30 46.7% Game: 28-60 46.7%
 3FG % 1st Half: 2-10 20.0% 2nd half: 4-8 50.0% Game: 6-18 33.3%
 FT % 1st Half: 2-5 40.0% 2nd half: 5-9 55.6% Game: 7-14 50.0%

Deadball
Rebounds
2,1


Officials: Tim Fitzgerald, Eric Ballenger, Chris Hudson
 Technical fouls: Jacksonville State-None. Murray St.-None.
 Attendance: 3191

Score by periods	1st	2nd	Total
Jacksonville State	25	29	54
Murray St.	32	37	69


2016-17 TV-RADIO ROSTER




Terrell Miller, Jr.
6-8 - Jr. - F
Jacksonville, Fla.




Jerami Grace
6-3 - So. - G
Dallas, Texas




Jonathan Stark
6-0 - Jr. - G
Munford, Tenn.




Brion Sanchious
6-8 - So. - F
Pompano Beach, Fla.




Dondre Griffin
6-3 - Fr. - G
Raleigh, N.C.




Damarcus Croaker
6-4 - Sr. - G
Orlando, Fla.




Gee McGhee
6-5 - Sr. - F
Baton Rouge, La.




Gilbert Thomas, Jr.
6-7 - Fr. - F
Houston, Texas



Jachai Taylor
6-7 - Fr. - G
Waukegan, Ill.



Bryce Jones
6-0 - Sr. - G
Brooklyn, N.Y.



Jalen Dupree
6-8 - Fr. - F
Cordova, Tenn.



Matt McMahon
Head Coach
2nd Season

