



MURRAY STATE FOOTBALL

Football Contact: John Brush • O: 270-809-7044 • C: 270-293-0590 • Email: jbrush@murraystate.edu
Murray State Media Relations, 217 Stewart Stadium, Murray, KY. 42071 • www.GoRacers.com

2012 Schedule

Sept. 1
@ #7 Florida State _____ L, 3-69
ESPN3

Sept. 8
#20 Central Arkansas _____ L, 20-42

Sept. 15
@ Missouri State _____ W, 28-23
Racer TV Network

Sept. 22
@ Eastern Illinois* _____ L, 49-50 (ot)
Racer TV Network

Sept. 29
Tennessee Tech* _____ W, 70-35

Oct. 6
@ Austin Peay* _____ W, 52-14
Racer TV Network

Oct. 13
UT Martin* (HC) _____ L, 59-66
Racer TV Network

Oct. 27
@ Jacksonville State* _____ 3 p.m.

Nov. 3
Tennessee State* _____ 11 a.m.
Fox College Sports

Nov. 10
@ Eastern Kentucky* _____ 12 p.m.
Racer TV Network

Nov. 17
Southeast Missouri* _____ 1 p.m.

Nov. 24
FCS First Round _____ TBA

* - OVC contests
All times are Central

Media Relations Office:

Roy Stewart Stadium
217 Stewart Stadium Murray, Ky. 42071
O: 270-809-7044 F: 270-809-6814

John BrushAssistant Dir./Football
270-809-7044.....jbrush@murraystate.edu

Murray State (3-4, 2-2 OVC)

vs. Jacksonville State (4-3, 3-2 OVC)

October 27, 2012 • 3 p.m. • Burgess-Snow Field • Jacksonville, Ala.

Gameday Central

Stadium _____ Burgess-Snow Field
Capacity _____ 24,000
Surface _____ Field Turf
Post Time _____ 3 p.m.
Television _____ None
Radio _____ Froggy 103.7 FM
_____ Neal Bradley (PxP) and Paul Bubb (Analyst)
Internet _____ www.GoRacers.com
Series Record _____ JSU leads 8-1-0

Matchup at a Glance:

Murray State _____	vs.	_____	Jacksonville State
Murray, Ky. _____	Location	_____	Jacksonville, Ala.
1922 _____	Founded	_____	1883
10,558 _____	Enrollment	_____	9,504
Ohio Valley _____	Conference	_____	Ohio Valley
Roy Stewart _____	Stadium	_____	Burgess-Snow Field at JSU Stadium
Allen Ward _____	Athletics Director	_____	Warren Koegel
1924 _____	First Year of Football	_____	1903
457-393-36 _____	All-Time Record	_____	485-334-40
Chris Hatcher _____	Head Coach	_____	Jack Crowe
16-13 _____	Record at School	_____	85-55
110-40 _____	Career Record	_____	99-85
7-4 _____	2011 Record	_____	7-4

STORY LINES

► Murray State features one of the most high powered passing offenses in the FCS. The Racers average 390.9 passing yards a game, while scoring 40.1 points a game. The numbers are even more impressive in conference play as MSU averages 458.2 yards through the air and 57.5 points.

► Wide receiver Walter Powell is on pace to shatter the single-season receiving records at MSU. Through seven games, Powell has 74 catches for 912 yards and six touchdowns. Harvey Tanner (167) holds the receptions record with 88, while Reggie Swinton had 1,120 receiving yards in 1996.

► Quarterback Casey Brockman enters the game needing only 97 yards to become the all-time leader in passing yards in the Ohio Valley Conference. He also needs just 479 yards of total offense to set a new MSU and OVC career record.

► The game between the Racers and Gamecocks has come down to the final possession in each of the last two seasons. In both cases, the Racers have had the ball in the final minutes in a one possession game. Unfortunately, the Racers were not able to find the endzone in either game.



MURRAY STATE UNIVERSITY QUARTERBACK CASEY BROCKMAN 2012 PAYTON AWARD CANDIDATE



www.facebook.com/CaseyBrockman12

INSIDE THE NUMBERS

- OVC record 8 TD passes vs UT Martin
- OVC record 45 completions vs UT Martin
- Started game against Austin Peay with 17-straight completions
- Finished game with as many incompletions (5) as touchdowns (5)
- 6-straight games over 300 yards
- 4 games with at least 400 yards
- 4 games with at least 41 completions
- Had streak of 207 passing attempts without an interception

Casey Brockman

2012 Game-by-Game Statistics

Opponent	Comp	Att	Int	Yards	TD	Rush	Yards	TD
Florida State	19	36	1	117	0	10	-17	0
Central Arkansas	41	63	3	445	1	14	16	0
Missouri State	41	59	0	313	2	10	-31	1
Eastern Illinois	43	64	0	423	2	14	31	1
Tennessee Tech	32	38	0	381	2	7	-5	1
Austin Peay	38	43	0	455	5	7	11	0
UT Martin	45	67	1	537	8	5	14	0
Jacksonville State								
Tennessee State								
Eastern Kentucky								
Southeast Missouri								

NCAA Leaders

PASSING YARDS/GAME

PLAYER	YARDS
1. Taylor Heinicke, Old Dominion	397.71
2. Casey Brockman, Murray State	381.57
3. Brady Attaway, Stephen F. Austin	379.43
4. Jeff Matthews, Cornell	354.20
5. Jimmy Garoppolo, Eastern Illinois	353.57

PASSING YARDS

PLAYER	YARDS
1. Taylor Heinicke, Old Dominion	2,784
2. Casey Brockman, Murray State	2,671
3. Brady Attaway, Stephen F. Austin	2,656
4. Jimmy Garoppolo, Eastern Illinois	2,475
5. Kevin Yost, Idaho State	2,454

COMPLETION PERCENTAGE

PLAYER	COMP%
1. Casey Brockman, Murray State	70.00
2. Ryan Higgins, Fordham	69.27
3. DeNarius McGhee, Montana State	68.70
4. Damien Fleming, Florida A&M	68.31
5. Wynrick Smothers, Central Arkansas	67.51

(minimum 200 attempts)

ATTEMPTS

PLAYER	ATT
1. Brady Attaway, Stephen F. Austin	377
2. Casey Brockman, Murray State	370
3. Kevin Yost, Idaho State	347
4. Jimmy Garoppolo, Eastern Illinois	339
5. Mike Piatkowski, Drake	337

COMPLETIONS/GAME

PLAYER	COMP/G
1. Casey Brockman, Murray State	37.00
2. Kevin Yost, Idaho State	32.14
3. Brady Attaway, Stephen F. Austin	31.29
4. Taylor Heinicke, Old Dominion	30.83
5. Jeff Matthews, Cornell	29.20

COMPLETIONS

PLAYER	COMP
1. Casey Brockman, Murray State	259
2. Kevin Yost, Idaho State	225
3. Brady Attaway, Stephen F. Austin	219
4. Taylor Heinicke, Old Dominion	211
5. Mike Piatkowski, Drake	208

TOUCHDOWNS

PLAYER	TD
1. Taylor Heinicke, Old Dominion	24
2. Brady Attaway, Stephen F. Austin	22
3. Jimmy Garoppolo, Eastern Illinois	21
4. Casey Brockman, Murray State	20
Wynrick Smothers, Central Arkansas	20



#12 Casey Brockman

SR • QB • 6-2 • 220
Murray, Ky.
Calloway County

- 2012 Payton Award Watch List
- 2012 Preseason First-Team All-American - Lindy's
- 2012 Preseason First-Team All-American - Beyond Sports Network
- 2012 Preseason Second-Team All-American - The Sports Network
- 2012 Preseason Third-Team All-American - Phil Steele
- 2012 CFPA Quarterback Watch List
- Rated #3 Quarterback in FCS in 2012 - Phil Steele
- 2012 Top 10 FCS Quarterbacks - The Sports Network
- 2012 Preseason OVC Player of the Year - Phil Steele
- 2012 Preseason OVC Offensive Player of the Year
- 2012 Preseason All-OVC Quarterback
- 2011 Payton Award Finalist
- 2011 Third-Team All-American - The Sports Network
- 2011 Third-Team All-American - Associated Press
- 2011 First-Team All-Commonwealth
- 2011 First-Team All-OVC
- Rated #8 Quarterback in FCS in 2011 - Phil Steele
- 2011 Top 10 FCS Quarterbacks - The Sports Network
- 2011 Preseason OVC Offensive Player of the Year
- 2011 Preseason All-OVC Quarterback
- 2010 Second-Team All-Commonwealth
- 2010 Second-Team All-OVC

2012: Named to Walter Payton Award Watch List...has gone 259-for-370 for 2,671 yards and 20 touchdowns through the first seven games...leads the nation in passing yards, completions and completions per game (37.00)... holds school record with 14 300-yard passing games, including six straight... also has thrown for over 400 yards four times...set MSU and OVC record with 45 completions and eight touchdowns against UT Martin...started game against Austin Peay by completing 17-straight passes...had as many incompletions as touchdown passes in the game...completed at least 41 passes in three-straight games...threw a pair of TD passes in three-straight games...completed season-high 43 passes on 64 attempts against Eastern Illinois...completed 32-of-38 passes against Tennessee Tech.

2011: Started all 11 games at quarterback...went 316-for-477 for 3,276 yards and 25 touchdowns...rushed for 211 yards and four touchdowns...caught two passes for 25 yards and two touchdowns...set MSU and OVC single-season record for completions and attempts...threw for second-most yards in MSU and OVC history...became fourth Racer to throw for 6,000 yards in a career...ranks fourth on the MSU career passing list...has eight games over 300 yards...threw for a school record 600 yards and seven touchdowns against Tennessee State... became just fifth QB in FCS history to pass for 600 yards in a game...set an FCS record by throwing for 422 yards in the first half...completed an OVC-record 45 passes on 67 attempts...tossed for 421 yards and two scores against Jacksonville State...threw for 321 yards and four touchdowns against Georgia State...also rushed for a score...tossed for 332 yards and three touchdowns against Eastern Kentucky...ran, caught and threw for a touchdown against SEMO...threw for 222 yards and two touchdowns and rushed for 77 yards and a score.

2010: Appeared in nine games, starting the final six...finished the season by going 213-for-320 for 2,442 yards and 15 touchdowns...rushed for 292 yards and seven scores on 79 attempts...led the OVC, and ranked fifth nationally, in total offense (303.78)...ranked 17th nationally in passing efficiency (142.38)... went 8-for-8 for 64 yards in first significant action against UT Martin...also rushed for 35 yards and a touchdown, and caught a 10-yard TD pass in that contest...threw for 197 yards and rushed for a pair of scores against Jacksonville State...re-wrote the single-game record books in his first start against Missouri State...went 32-for-41 for 570 yards and seven touchdowns...added 16 yards and a score on the ground...set school and OVC records for passing yards, touchdowns and total yards...efforts earned him College Football Performance Awards National Offensive Player of the Week honors...went 41-for-58 for 318 yards and two scores against Eastern Illinois, setting new records for attempts and completions...threw for 299 yards against Eastern Kentucky...tossed for 497 yards and three scores in a victory over Austin Peay...passed for 300 yards and touchdown, while also rushing for 112 yards and two scores against Tennessee State...became only second player in school history to rush for 100 yards and pass for 300 yards in same game.

2009: Started the final three games at quarterback...passed for 543 yards and three touchdowns...tossed a touchdown pass in all three games...went 18-for-33 for 216 yards and a touchdown in leading the Racers to a victory over Austin Peay in his first collegiate start...threw for 205 yards and a score against Southeast Missouri.

CAREER STATISTICS

Year	Passing						
	G	Comp-Att	Pct.	Yds	TD	INT	Avg./G
2009	3	50-91	54.9	543	3	3	181.0
2010	9	213-320	66.6	2442	15	6	271.3
2011	11	316-477	66.2	3276	25	9	297.8
2012	7	259-370	70.0	2671	20	5	381.6
Career	30	838-1258	66.6	8932	63	23	297.7

Year	Rushing						
	G	Att	Yards	Avg.	TD	Long	Avg./G
2009	3	14	-47	-3.4	0	5	-15.7
2010	9	79	292	3.7	7	26	32.4
2011	11	91	211	2.3	4	34	19.2
2012	7	67	19	0.3	3	13	2.7
Career	30	251	475	1.9	14	34	15.8

MSU Single-Season Records

PASSING YARDS

PLAYER	SEASON	YARDS
1. Justin Fuente	1999	3,498
2. Casey Brockman	2011	3,276
3. Stewart Childress	2000	2,928
4. Justin Fuente	1998	2,875
Michael Proctor	1989	2,812
6. Mike Cherry	1996	2,737
7. Casey Brockman	2012	2,671
8. Jeff Ehrhardt	2007	2,567
9. Mike Cherry	1995	2,460
10. Casey Brockman	2010	2,442

ATTEMPTS

PLAYER	SEASON	ATT
1. Casey Brockman	2011	477
2. Justin Fuente	1999	400
3. Jeff Ehrhardt	2007	393
Justin Fuente	1998	393
5. Stewart Childress	2000	392
6. Larry Tillman	1967	380
7. Michael Proctor	1989	375
8. Casey Brockman	2012	370
9. Mike Cherry	1996	365
10. Stewart Childress	2001	352

COMPLETIONS

PLAYER	SEASON	COMP
1. Casey Brockman	2011	316
2. Casey Brockman	2012	259
3. Justin Fuente	1999	240
4. Jeff Ehrhardt	2007	236
5. Stewart Childress	2000	230
6. Justin Fuente	1998	218
7. Casey Brockman	2010	213
8. Mike Cherry	1996	199
9. Michael Proctor	1989	192
10. Larry Tillman	1967	190

TOUCHDOWNS

PLAYER	SEASON	TD
1. Justin Fuente	1999	27
2. Casey Brockman	2011	25
3. Justin Fuente	1998	23
Larry Tillman	1968	23
5. Michael Proctor	1989	22
6. Jeff Ehrhardt	2007	21
7. Casey Brockman	2012	20
Stewart Childress	2000	20
8. Matt Haug	1969	19
10. Mike Cherry	1996	18
Mike Cherry	1995	18
Larry Tillman	1967	18

Media Information

Sunday - 21	Monday - 22	Tuesday - 23	Wednesday - 24	Thursday - 25	Friday - 26	Saturday - 27
Practice 6 p.m. No availability	Off Day Coach Hatcher Press Conference 12 p.m.	Practice 3:55 p.m. Players and Coaches available after practice	Practice 3:35 p.m. Players and Coaches available after practice	Practice 3:15 p.m. No availability	Depart for Jax State TBA Courtyard Marriott Oxford, Ala. 256-831-7995	@ Jax State 3 p.m. Players and Coaches available after game

Murray State Quick Facts

Name of School _____ Murray State University
 Location _____ Murray, Ky.
 Founded _____ 1922
 Enrollment _____ 10,558
 Nickname _____ Racers
 Colors _____ Navy and Gold
 Conference _____ Ohio Valley
 President _____ Dr. Randy J. Dunn
 Director of Athletics _____ Allen Ward
 Athletics Website _____ GoRacers.com

Football Information

Offensive Formation _____ Spread
 Defensive Formation _____ 4-3
 2011 Overall Record _____ 7-4
 2011 Conference Record/Standing _____ 5-3/4th
 Offensive Starters Returning/Lost _____ 8/3
 Defensive Starters Returning/Lost _____ 8/3

First Varsity Season _____ 1924
 Seasons/Winning Seasons _____ 86/47
 Overall Record _____ 454-389-36 (.537)
 OVC Record _____ 208-219-9 (.487)
 OVC Titles _____ 8
 _____ 2002, 1996, 1995, 1986, 1979, 1951, 1950, 1948
 NCAA Playoff Appearances _____ 5
 _____ 2002, 1996, 1995, 1986, 1979

Stadium Information

Stadium Name _____ Roy Stewart Stadium
 Field _____ Field Turf
 Capacity _____ 16,800
 First Year _____ 1973
 First Game _____ Sept. 15, 1973 (MSU 27, Western Carolina 25)
 Largest Crowd _____ 16,600 Oct. 31, 1981 (EKU 24, MSU 20)
 Record at Stadium _____ 139-70-2

Murray State Coaches and Staff

Head Coach _____ Chris Hatcher (3rd season)
 Overall Record at MSU _____ 13-9
 Assistant Head Coach/Offensive Line _____ Shawn Bostick
 Defensive Coordinator/Linebackers _____ Ashley Anders
 Offensive Coordinator/Quarterbacks _____ Mitch Stewart
 Secondary/Recruiting Coordinator _____ Keith Hatcher
 Running Backs/Run-Game Coordinator _____ Sean Dawkins
 Offensive Tackles/Special Teams Coordinator _____ Mike Polly
 Defensive Line _____ Freddie Roach
 Wide Receivers _____ Ross Jenkins
 Defensive Quality Control/Asst. Recruiting Coord. _____ Steve Adams
 Offensive Quality Control/Dir. of Football Ops _____ Matt Forrest

Daily Media Availability

Monday: **Chris Hatcher** and select players will be available at the media luncheon at 11:30 a.m. at the Racer Room inside Stewart Stadium.

Tuesday: Head Coach **Chris Hatcher**, assistant coaches and players will be available at the conclusion of practice.

Wednesday: Head Coach **Chris Hatcher**, assistant coaches and players will be available at the conclusion of practice.

Thursday: Head Coach **Chris Hatcher** available to the media.

Friday and Sunday: No Availability.

Saturday: Post-game availability only. Members of the MSU Athletics Media Relations staff will escort media representatives to the appropriate areas following the conclusion of the game. The Murray State locker room, home and away, is closed to the media at all times.

Head Coach Chris Hatcher and selected Racer players will be brought to the designated interview area. At home games, that area is the Racer Room, located in Stewart Stadium (first floor).

At the midway point of the fourth quarter, interview requests will be collected.

For games in Murray, the opposing head coach will meet with the media inside the opponent interview room. A representative from the MSU Media Relations Office will be on hand to assist the media in finding this area. Interviews with the head coach and players from the visiting team will be based on the post-game policy of that institution.

Practice Procedures

Covering Practice: Practices are generally open to the media and public. Head coach Chris Hatcher reserves the right to close practice at any time.

Note: Player or coach interviews must not conflict with classes, meetings, training room treatments or other team obligations.

OVC COACHES TELECONFERENCE

During the regular season a weekly teleconference featuring the league's nine head coaches will be held every Tuesday morning at 10 a.m. Central Time. The first teleconference will take place on Tuesday, Aug. 28. For information on how to access the call, please contact Kyle Schwartz in the OVC Office (615-371-1698 or kschwartz@ovc.org).



The Sports Network/Fathead.com FCS Top 25 Poll (October 22)

Team (1st-place votes)	Record	Prev Rank
1. Eastern Washington (125)	6-1	1
2. Georgia Southern (14)	6-1	3
3. North Dakota State (13)	6-1	4
4. Montana State	6-1	5
5. Sam Houston State (5)	5-2	6
6. Old Dominion	6-1	7
7. Wofford	6-1	8
8. Lehigh Mountain (3)	8-0	3
9. James Madison	5-2	2
10. Stony Brook (1)	7-1	10
11. Cal Poly (3)	7-0	14
12. New Hampshire	6-2	12
13. Northern Arizona	6-1	16
14. Central Arkansas	6-2	19
15. Indiana State	6-2	21
16. Appalachian State	5-3	13
17. Illinois State	6-2	11
18. Eastern Kentucky	6-2	23
19. Villanova	6-2	24
20. Delaware	5-2	25
21. Tennessee State	7-1	17
22. Youngstown State	4-3	15
23. Towson	3-4	15
24. Albany	6-1	NR
25. Richmond	5-3	NR



Scouting Jacksonville State

The Gamecocks enter the weekend with an overall record of 4-3, and a 3-2 mark in conference play.

JSU is coming off a thrilling 31-28 overtime victory over previously undefeated Tennessee State.

The Gamecocks have had the upper hand against the Racers as they have won eight-straight games in the series after losing the first meeting between the two schools.

The last two meetings have been close and exciting as the Racers have had the ball on the final possession of the game in a one-score game.

JSU is a very balanced team as they are averaging 201.9 yards a game on the ground, and 214.4 yards a game through the air.

Quarterback Marques Ivory is 96-for-159 for 1,273 yards and seven touchdowns. Backup Coty Blanchard is 14-for-30 for 228 yards and three touchdowns. The duo splits time under center, but Ivory went down with an injury late in the victory over TSU.

Running back DaMarcus James leads the ground attack with 560 yards and five touchdowns. Washaun Ealey is second on the team with 435 yards and five scores.

Alan Bonner is the main threat on the outside as he has 30 catches for 446 yards and two touchdowns.

The JSU defense is led by linebacker Rashad Smith and his 61 tackles and 3.5 tackles-for-loss.

Freshman cornerback Jermaine Hough is the reigning OVC Defensive Player of the Week after picking off a pair of passes against TSU.

Jacksonville State Quick Facts

Location _____ Jacksonville, Ala.
 Enrollment _____ 9,504
 Nickname _____ Gamecocks
 Colors _____ Red and White
 Conference _____ Ohio Valley
 President _____ Dr. William A. Meehan
 Athletics Director _____ Warren Koegel

Head Coach _____ Jack Crowe
 Record at School _____ 85-55 (12th season)
 Overall Record _____ 99-85 (14th season)

2011 Record _____ 7-4
 Conference Record (Finish) _____ 6-2(T-1st)
 Lettermen Returning _____ 53
 Lettermen Lost _____ 23
 Starters Returning _____ 13
 Starters Lost _____ 12

SID _____ Greg Seitz
 Email _____ gseitz@jsu.edu
 Office _____ 256-782-5279
 Web _____ jsugamecocksports.com

Murray State's Opening Drives

Opp	1st	2nd
FSU	Punt	Punt
UCA	Punt	TD
MOST	Punt	Punt
EIU	Fumble	FG
TTU	TD	Punt
APSU	TD	TD
UTM	INT	TD
JSU		
TSU		
EKU		
SEMO		

2012 RACER SCHEDULE & RESULTS

DATE	OPPONENT	TV	RESULT	SERIES	NOTES
Sept. 1	@ Florida State	ESPN3	L, 3-69	FSU leads 1-0	Racers fall in game against highest ranked opponent
Sept. 8	CENTRAL ARKANSAS	--	L, 20-42	UCA leads 3-0-1	Brockman throws for 445 yards, but 3 INTs
Sept. 15	@ Missouri State	Racer TV	W, 28-23	MUR leads 6-1	Jaamal Berry catches game-winning TD early in 4th
Sept. 22	@ Eastern Illinois*	Racer TV	L, 49-50 ot	EIU leads 15-13	Racers play first overtime game since 2006
Sept. 29	TENNESSEE TECH*	--	W, 70-35	TTU leads 41-35-1	Powell scores on rec and punt return in big victory
Oct. 6	@ Austin Peay*	Racer TV	W, 52-14	MSU leads 33-13	Brockman throws 5 incompletions and TDs in win
Oct. 13	UT MARTIN*	Racer TV	L, 59-66	MSU leads 32-16-1	Brockman throws for 8 TDs in defeat
Oct. 27	@ Jacksonville State*	--	3 p.m.	JSU leads 8-1	Racers run out of time in late scoring drive
Nov. 3	Tennessee State*	--	11 a.m.	MSU leads 12-11	Brockman throws for 600 yards and 7 TDs
Nov. 10	at Eastern Kentucky*	Racer TV	12 p.m.	EKU leads 42-25-4	Racers fall extra point shy of victory
Nov. 17	SOUTHEAST MISSOURI*	--	1 p.m.	MSU leads 38-8-1	Brockman runs, catches and throws for TD in victory
Nov. 24	First Round FCS Playoffs	---	TBA	---	---

All times are central • *Denotes Ohio Valley Conference Game



General Notes

FCS Coaches Poll (October 22)

Team (1st-place votes)	Record	Prev Rank
1. Eastern Washington (22)	6-1	1
2. Georgia Southern (1)	6-1	3
3. North Dakota State (3)	6-1	4
4. Montana State	6-1	5
5. Sam Houston State	5-2	6
6. Lehigh	8-0	7
7. Old Dominion	6-1	8
8. Wofford	6-1	9
9. Stony Brook	7-1	10
10. James Madison	5-2	2
11. Cal Poly	7-0	12
12. New Hampshire	6-2	14
13. Northern Arizona	6-1	15
14. Central Arkansas	6-2	17
15. Appalachian State	5-3	11
16. Delaware	5-2	T-22
17. Illinois State	6-2	13
18. Eastern Kentucky	6-2	24
Indiana State	6-2	25
20. Albany	6-1	T-22
21. Tennessee State	7-1	18
Youngstown State	4-3	16
23. Villanova	6-2	NR
24. Harvard	5-1	20
25. Towson	3-4	19

The Game

The Racers return to action as they travel to face Jacksonville State on Oct. 27. Kickoff is set for 3 p.m.

vs. Jacksonville State

The Racers and Gamecocks have met nine times prior on the gridiron. MSU won the first meeting, but JSU has won each of the last eight meetings.

Brockman, Powell Earn Honor

The duo of Casey Brockman and Walter Powell were honored by the College Football Performance Awards for their efforts against UT Martin.

Brockman Sets Yards Record

Casey Brockman became the Racers all-time leader in passing yards after he threw for 537 yards against UT Martin. He now holds the career records for yards, attempts, completions and touchdowns.

500 Yards

The Racer offense has racked up at least 500 yards in five of the seven games this season. MSU has gained at least 549 yards in all four OVC contests. MSU racked up a season-high 747 yards against UT Martin.

Highest Scoring OVC Game

The Racers and Skyhawks combined for 125 points, making it the highest scoring game in OVC history. It broke the old record of 110 points set when the same two teams met in 2007.

2012 Captains

Murray State named captains for the 20112 season. The captains were voted on by the team.

Casey Brockman	_____	QB
Qua Huzzie	_____	LB
Walter Powell	_____	WR
Sam Small	_____	LB
Roderick Tomlin	_____	OL
Jarius Williams	_____	LB



2012 GAME-BY-GAME OFFENSIVE STARTERS

	X	LT	LG	C	RG	RT	Y	H	Z	E	QB
FSU	Robertson	Kelley	Littlefield	Bivin	Mahoney	Tomlin	Griffin	Trotter	Powell	Brady	Brockman
UCA	Robertson	Kelley	Littlefield	Bivin	Mahoney	Tomlin	Brown	Trotter	Powell	Brady	Brockman
MOST	Watkins	Kelley	Littlefield	Bivin	Olive	Tomlin	Griffin	Trotter	Powell	Brady	Brockman
EIU	Watkins	Kelley	Littlefield	Bivin	Hogan	Tomlin	Griffin	Trotter	Powell	Brady	Brockman
TTU	Robertson	Kelley	Littlefield	Bivin	Hogan	Tomlin	Griffin	Beauford	Powell	Brady	Brockman
APSU	Robertson	Kelley	Littlefield	Bivin	Hogan	Tomlin	Griffin	Beauford	Powell	Brady	Brockman
UTM	Watkins	Kelley	Littlefield	Bivin	Mahoney	Tomlin	Griffin	Trotter	Powell	Brady	Brockman
JSU											
TSU											
EKU											
SEMO											

2012 GAME-BY-GAME DEFENSIVE STARTERS

	END	DT	NT	FOX	SAM	MIKE	WILL	BANDIT	ROVER	CB	CB
FSU	Robinson	Wells	Evans	Ojolola	Addison	Salter	Huzzie	Buck	Wicks	Whitehead	Skinner
UCA	Dinkins	Matthews	Evans	Ross	Addison	Salter	Huzzie	Buck	Wicks	Whitehead	Skinner
MOST	Robinson	Wells	Evans	Ojolola	Addison	Salter	Huzzie	Yahyavi	Wicks	Whitehead	Manning
EIU	Dinkins	Matthews	Evans	Ojolola	Addison	Salter	Huzzie	Buck	Wicks	Whitehead	Skinner
TTU	Ross	Staten	Evans	Ojolola	Williams	Salter	Huzzie	Yahyavi	Wicks	Whitehead	Skinner
APSU	Ross	Staten	Evans	Ojolola	Addison	Salter	Huzzie	Yahyavi	Wicks	Farris	Skinner
UTM	Ross	Staten	Evans	Ojolola	Buck	Salter	Malone	Yahyavi	Wicks	Farris	Skinner
JSU											
TSU											
EKU											
SEMO											



MURRAY STATE SCORING DRIVES

Opponent	Qt.	Points	Plays	Yards	TOP	How Scored
Florida State	2	3	8	35	2:05	Benton 28 yd field goal
Central Ark	2	6	11	77	3:03	Brady 3 yd run
Central Ark	2	7	1	70	0:11	Watkins 70 yd pass from Brockman
Central Ark	3	7	11	79	3:03	Morrow 14 yd pass from Phillips
Missouri St	2	7	12	72	3:02	Brady 3 yd run
Missouri St	2	7	6	29	2:10	Griffin 16 yd pass from Brockman
Missouri St	3	7	10	63	2:29	Brockman 1 yd run
Missouri St	4	7	10	75	2:13	Berry 15 yd pass from Brockman
Eastern Ill	1	7	8	66	2:15	Brockman 1 yd run
Eastern Ill	1	6	10	70	2:38	Griffin 3 yd pass from Brockman
Eastern Ill	2	7	7	80	2:08	Morrow 15 yd pass from Brockman
Eastern Ill	2	3	9	26	1:33	Benton 39 yd field goal
Eastern Ill	2	7	12	69	3:31	Berry 2 yd run
Eastern Ill	2	3	9	70	1:50	Benton 30 yd field goal
Eastern Ill	3	3	9	38	1:57	Benton 35 yd field goal
Eastern Ill	3	3	11	43	3:54	Benton 36 yd field goal
Eastern Ill	4	3	13	43	5:07	Benton 21 yd field goal
Eastern Ill	5	7	5	25	--	Berry 1 yd run
Tenn Tech	1	7	3	31	0:31	Powell 14 yd pass from Brockman
Tenn Tech	1	7	10	56	2:45	Brockman 1 yd run
Tenn Tech	1	7	10	79	3:10	Harness 7 yd run
Tenn Tech	2	7	5	94	1:07	Brady 3 yd run
Tenn Tech	2	7	5	48	1:49	Berry 25 yd run
Tenn Tech	2	7	3	58	1:08	Watkins 51 yd pass from Brockman
Tenn Tech	3	7	7	75	2:18	Brady 12 yd run
Tenn Tech	4	7	7	73	1:41	Brady 25 yd run
Austin Peay	1	7	6	56	1:56	Powell 16 yd pass from Brockman
Austin Peay	1	7	7	70	2:14	Brady 38 yd pass from Brockman
Austin Peay	2	3	7	41	2:43	Benton 21 yd field goal
Austin Peay	2	7	5	45	0:34	Trotter 12 yd pass from Brockman
Austin Peay	3	7	6	46	1:24	Brady 11 yd run
Austin Peay	4	7	8	52	2:02	Waktin 8 yd pass from Brockman
Austin Peay	4	7	4	86	1:09	Powell 71 yd pass from Brockman
Austin Peay	4	7	6	80	2:04	Watkins 9 yd pass from Humphries
UT Martin	1	3	10	65	2:24	Benton 27 yd field goal
UT Martin	1	7	9	75	2:24	Robertson 5 yd pass from Brockman
UT Martin	2	7	13	73	4:22	Trotter 22 yd pass from Brockman
UT Martin	2	7	8	85	1:43	Powell 19 yd pass from Brockman
UT Martin	2	7	4	62	0:23	Powell 30 yd pass from Brockman
UT Martin	3	7	7	71	1:48	Powell 11 yd pass from Brockman
UT Martin	4	7	12	87	3:32	Harness 0 yd fumble recovery
UT Martin	4	7	8	56	2:18	Trotter 9 yd pass from Brockman
UT Martin	4	7	10	75	1:16	Watkins 11 yd pass from Brockman

Brockman Throws For 8

Casey Brockman broke his own record against UT Martin by throwing for eight touchdown passes. He had previously thrown for seven touchdowns in each of the last two seasons.

Powell Eyes Single-Season Records

Walter Powell has his eyes set on a pair of MSU single-season records. Through seven games, Powell has 74 catches for 912 yards and six touchdowns. Harvey Tanner holds the record with 88 receptions in 1967, while Reggie Swinton had 1,120 receiving yards in 1996.

Watkins Over 100

Wide receiver Dontel Watkins had his first career 100-yard receiving game as a Racer against UT Martin. He finished the day with seven grabs for 149 yards and a touchdown.

Three-Game Scoring Streak

The Racers are in the midst of the second-highest three-game scoring streak in school history. MSU has scored 171 points over their previous three games. The Racers scored 230 points over the final three games of the 1928 season. The modern-era record was 149 points during the 1996 season.

Powell 4-Straight Over 100

Walter Powell has over 100 receiving yards in each of the last four games. He has improved his numbers in each game. He had 142 yards against Eastern Illinois, 162 yards against Tennessee Tech, 172 yards against Austin Peay and 196 yards against UT Martin. The four-straight 100-yard receiving games ties the school record set by Marcus Harris in 2010.

Brockman Earns OVC Honor

Casey Brockman was named the adidas OVC Offensive Player of the Week after going 38-for-43 for 455 yards and five touchdowns in the victory over Austin Peay.

Brockman Sets Career TD Record

Quarterback Casey Brockman became the all-time leader in career touchdown passes at Murray State against Austin Peay. He broke Michael Proctor's old record of 52. The record-breaking touchdown came late in the second quarter to Ja-Vonta Trotter.

17-Straight to Start Game

Brockman started the game against Austin Peay by completing his first 17 passes. He fell just two completions shy of tying Butch Mosby's record of 19-straight passes.

Brady Scores on Ground and Air

Junior Duane Brady scored on the ground and through the air against Austin Peay. He caught a 38-yard TD pass in the first quarter,



General Notes

and then ran in from 11-yards out in the third. It was the first time he scored a rushing and receiving touchdown since the Georgia State game last season.

Humphries Throws 1st TD

True freshman KD Humphries threw his first career touchdown pass in the fourth quarter against Austin Peay. He connected with Dontel Watkins on a nine-yard connection. He finished the game 2-for-2 for 30 yards.

Watkins Grabs Two

Wide receiver Dontel Watkins caught a pair of touchdown passes against Austin Peay. It was his first multi-touchdown game of his career, and gives him three touchdowns in the last two games.

Powell Earns CFPA National Honor

Walter Powell was named the College Football Performance Awards National Punt Returner of the Week after returning a punt 70 yards for a touchdown against Tennessee Tech. It was the Racers first punt return for TD since Dontrell Johnson went 70 yards for a touchdown against Jacksonville State.

Berry Earns OVC Newcomer Honor

Running back Jaamal Berry was named the OVC Newcomer of the Week after rushing for 142 yards and a touchdown against Tennessee Tech. It is the second time this season Berry has earned this honor.

Touchdown Racers

That phrase was uttered 10 times in the victory over Tennessee Tech. It marks the third time since 1948, and the second in the Hatcher era, that the Racers have scored a record 10 touchdowns in a game. The previous two times came against Missouri State (2010) and Iowa Wesleyan (1967).

Modern Era Record Set

The Racers set a modern era record by scoring 49 points in the first half against Tennessee

Tech. On two previous occasions, the Racers have put up 42 points in a half.

Racers Set Mark For OVC Points

The Racers set a school record for points scored in an OVC contest when they scored 70 points against Tennessee Tech. The record for points score in an OVC game is 76, done by two teams.

35-Point Explosion

The Racers needed just 13:46 to score 35 unanswered points to turn a 7-7 game in a 42-7 advantage in the second quarter.

Racers Rush For 6 TDs

The Murray State offense rushed for six touchdowns in the victory over Tennessee Tech. It marked the first time they had six rushing touchdowns since they rushed for six against Glenville State on Aug. 28, 2004.

Score in all 3 Phases

The Racers scored in all three phases of the game against Tennessee Tech. It was the first time they have done this since the 2009 opener against Kentucky Wesleyan.

Powell Has Big Game

Walter Powell had a huge game against TTU as he had a receiving touchdown and returned a punt for a touchdown in the first quarter alone. He finished the game with 10 catches for 162 yards and a touchdown, while returning three punts for 84 yards and a kickoff for 34 yards.

Whitehead Gets Pick Six

Senior Julian Whitehead returned an interception 18 yards for a touchdown against TECH. It was the second return for touchdown in his career. Last year, he returned an interception 42 yards for a score against Austin Peay.

Berry Goes Over 100

Running back Jaamal Berry became the first Racer to go over 100 yards this season when

he rushed for 142 yards and a touchdown on just 13 carries. He averaged 10.9 yards per carry, and has rushed for three touchdowns in three games this season.

Brady Scores Three Times

Junior Duane Brady has his best game of the season as he rushed for 72 yards and three touchdowns. He scored on a three-yard run in the first half, then scored from 12 yards out in the third quarter and a 25-yard scamper in the fourth. He leads the team with five rushing touchdowns this season.

Benton Sets Extra Point Record

Kicker Jordan Benton set a new school record by converting 10 extra points in the victory over TTU. He broke the record of nine set by Kienan Cullen against Missouri State in 2010. Benton also tied Cullen's record with 10 attempts.

Racers Set OVC Mark for Plays

The high-powered Hatch Attack offense set a new Ohio Valley Conference record by running 110 plays against Eastern Illinois. It breaks the old record of 106 plays set by Eastern Illinois just one week ago.

Racers-EIU Combine for FCS Record

Murray State and Eastern Illinois combined to run an FCS-record 210 plays. The Racers set a school record by running 110 plays, while the Panther reached the century mark.

One-Point Games

The game against Eastern Illinois marked the fourth time in the last five OVC games that the outcome was decided by one point. The Racers are 2-2 in those games. The Racers ended last season with a one-point loss to Eastern Kentucky, and one-point wins against Tennessee Tech and Southeast Missouri.

Benton Goes 5-for-5

Sophomore Jordan Benton tied a school record against Eastern Illinois by going 5-for-5 on field goals. He connected from 39, 30, 35,

RED-ZONE SCORING

Opponent	Times In RZ	Times Scored	Total Pts	Rush TDs	Pass TDs	FGs Made	-----Failed to score inside RZ -----					Game	
							FGA	Downs	Int	Fumb	Half		
Florida State	3	1	3	0	0	1	1	1	0	0	0	0	
Central Arkansas	6	2	14	2	1	0	0	1	3	0	0	0	
Missouri State	5	4	28	4	2	0	0	1	0	0	0	0	
Eastern Illinois	10	10	49	5	3	2	5	0	0	0	0	0	
Tennessee Tech	6	5	35	5	4	1	0	0	0	1	0	0	
Austin Peay	6	6	38	5	1	4	1	0	0	0	0	0	
UT Martin	7	7	45	6	0	6	1	0	0	0	0	0	
Jacksonville State													
Tennessee State													
Eastern Kentucky													
Southeast Missouri													
Totals	43	35	212	27	11	16	8	1	3	3	1	0	0
	35-of-43 (81.4%)												



36 and 21 yards. He tied the record that was previously set by Greg Duncan (1988), Rob Hart (1996) and Kienan Cullen (2011).

Benton Earns Pair of Honors

After going 5-for-5 on field goals against Eastern Illinois, kicker Jordan Benton was named the College Football Performance Awards National Placekicker of the Week, as well as adidas OVC Co-Specialist of the Week.

Racers Go Overtime

Saturday's overtime game against Eastern Illinois marked the first time the Racers have played an overtime game since 2006. The loss dropped the Racers to 2-2 all-time in overtime games.

Fumbles on Kickoffs

The Racers kickoff team forced and recovered a fumble for the second-straight game. Both fumbles were recovered by freshman Brandon Hathaway.

Robinson Gets Fumble vs EIU

Senior Kevin Robinson forced and recovered a fumble against Eastern Illinois. It marked the second-straight season he has done that, after securing the victory in 2011 with a sack, fumble and recovery.

Berry Finds Endzone Twice

Running back Jaamal Berry rushed for a pair of touchdowns against EIU. The junior scored on runs of two and one yards. He caught a TD pass in his first game against Missouri State.

Wicks Comes Up Big

Junior Brandon Wicks came up big for the Racers against Missouri State as he ended any hopes of a Bear comeback with an interception in the game's final minute. He finished the game with 10 tackles, and his third career interception.

Berry Impressive Debut

Jaamal Berry made his much anticipated debut against Missouri State and did not disappoint. The junior got 12 touches in the game, rushing eight times for 41 yards, and five catches for 44 yards and a touchdown. His 15-yard TD reception in the fourth quarter proved to be the game-winning touchdown.

It's a Fake

With Murray State leading 28-23 with just over six minutes remaining against Missouri State, the Racers rolled the dice ran a fake punt on 4th-and-6 from their own 15-yard line. The result was a nine-yard run and a first down from Duane Brady.

Williams Gets Birthday INT

Senior Jarius Williams celebrated his birthday on Sept. 15 by recording his first career interception, and returning it 33 yards.

Manning Blocks PAT

Cornerback Josh Manning blocked an extra point twice against Missouri State. He came off the right side of the defense to block the kick on the Bears final touchdown, but was called offsides. So he switched sides and came in to block the kick again.

Berry and Wicks Earn OVC Honors

Juniors Jaamal Berry and Brandon Wicks were honored by the OVC after their play against Missouri State. Berry was named the Newcomer of the Week, while Wicks was tabbed the Defensive Player of the Week.

Wicks Earns CFPA Honor

Brandon Wicks earned his second honor of the week as he was named to the College Football Performance Awards Honor Roll after sealing the victory over Missouri State with an interception in the final minute.

Huzzie Earns National Honor

Linebacker Qua Huzzie was named the College Football Performance Awards National Linebacker of the Week after recording four tackles-for-loss and an interception against Central Arkansas.

Brockman Catches Another Pass

For the second-straight home opener, quarterback Casey Brockman has been on the receiving end of a thrown pass. Brockman hauled in an 11-yard reception in the second quarter on a fourth-down play to set up the Racers first touchdown. Last year, Brockman caught a 15-yard touchdown pass in the second quarter against Tennessee State.

Players Find Endzone for 1st Time

A pair of Racers found the endzone for the first time in their Racer careers against Central Arkansas. Dontel Watkins caught a 70-yard touchdown in the second quarter, and Jordan Morrow hauled in a 14-yard touchdown in the third quarter.

Phillips Throws TD on First Pass

Quarterback Spencer Phillips made the most of his first collegiate pass as he connected with Jordan Morrow on a 14-yard touchdown.

Trotter Reaches Double Digits

Ja-Vonta Trotter had a career day against Central Arkansas as he caught 11 passes for 92 yards. His previous high was seven receptions set against Eastern Illinois in 2011.

IN THE RANKINGS

CATEGORY	ACTUAL	FCS	OVC
Rushing Offense	117.86	97	8
Passing Offense	390.86	3	1
Total Offense	508.71	4	2
Scoring Offense	40.14	5	2
Rushing Defense	143.57	45	4
Pass Effec. Defense	158.67	117	8
Total Defense	512.14	118	9
Scoring Defense	42.71	117	8
Net Punting	33.18	78	7
Punt Returns	8.00	54	5
Kickoff Returns	18.23	94	7
Turnover Margin	-.14	64	6
Pass Defense	368.57	121	9
Passing Effec.	146.95	18	2
Sacks	1.00	108	7
Tackles-for-Loss	5.14	72	5
Sacks Allowed	2.86	T-97	8

Rushing

Passing Efficiency

Casey Brockman 145.77 ____ 17 ____ 3

Total Offense

Casey Brockman 384.29 ____ 2 ____ 1

Receptions Per Game

Walter Powell 10.57 ____ 2 ____ 2

Receiving Yards Per Game

Walter Powell 130.29 ____ 3 ____ 2

Dontel Watkins 71.14 ____ 47 ____ 8

Interceptions

Punting

Steven Mix 40.37 ____ 42 ____ 4

Punt Returns

Walter Powell 10.91 ____ 11 ____ 2

Kickoff Returns

Walter Powell 23.00 ____ 39 ____ 3

Field Goals

Jordan Benton 1.14 ____ T-30 ____ T-2

Scoring

Jordan Benton .29 ____ 27 ____ 5

Duane Brady 6.00 ____ T-96 ____ T-12

Walter Powell 6.00 ____ T-96 ____ T-12

All-Purpose

Walter Powell 183.57 ____ 4 ____ 1

Sacks

Tackles

Tackles For Loss

Qua Huzzie 1.29 ____ T-34 ____ 2



General Notes

Weekly Honors

Jordan Benton, Kicker

CFPA National Placekicker of the Week (9/23)
OVC Co-Specialist of the Week (9/23)

Jaamal Berry, Running Back

OVC Newcomer of the Week (9/16)
OVC Newcomer of the Week (9/30)

Casey Brockman, Quarterback

CFPA Honor Roll (9/23)
CFPA Honor Roll (9/30)
OVC Offensive Player of the Week (10/7)
NCAA FCS Offensive Player of the Week (10/8)
CFPA National QB of the Week (10/8)
TSN Co-Offensive Player of Week (10/8)
CFPA Honor Roll (10/15)

Qua Huzzie, Linebacker

CFPA National Linebacker of the Week (9/9)

Walter Powell, Wide Receiver

CFPA Honor Roll (9/23)
CFPA National Punt Returner of Week (9/30)
CFPA Honor Roll (10/8)
CFPA Honor Roll (10/15)

Brandon Wicks, Defensive Back

OVC Defensive Player of the Week (9/16)
CFPA Honor Roll (9/16)

Huzzie Plays Behind Line

Junior Qua Huzzie spent a lot of time in the backfield against UCA as he tied his career high with four tackles-for-loss. He also recorded four tackles-for-loss against Eastern Kentucky last season.

Wicks: New Number, Same Player

Junior Brandon Wicks may have changed his number, but he is still the same player that showed up on campus three years ago. The Murray product tied for the team lead with eight tackles against Florida State. He has been in the top two in tackles on the team in each of his first two seasons.

Run Pokey Run

True freshman Pokey Harris was not wide eyed in his first collegiate game as he rushed for a team-high 27 yards on nine carries against Florida State.

Manning With 1st Turnover

Cornerback Josh Manning recorded the first turnover of the season for the Racers as he intercepted a second-quarter pass against Florida State. The junior-college transfer finished the game with two tackles.

Yahyavi Finds Way to Ball

Transfer safety Darian Yahyavi found himself around the ball against Florida State. The safety tied for the team lead with eight tackles, while recovering a fumble in the third quarter. He also recovered a fumble in the second quarter that was later overturned by replay.

Mix Impressive in Opener

The Racer special teams were a question mark entering the season, but junior Steven Mix impressed in his first collegiate game. He averaged 40.8 yards on nine punts, with a pair of punts over 50 yards.

Benton Puts Points on the Board

Sophomore Jordan Benton put the first points on the board for the Racers this season when he connected on a 28-yard field goal in the second quarter against Florida State.

Turnovers in Opener

The Murray State defense has forced at least two turnovers in each of the last five season openers.

Turnovers

Year	Opponent	#
2008	Lambuth	2
2009	Kentucky Wesleyan	4
2010	Kent State	2
2011	Louisville	3
2012	Florida State	2

Highest Ranked Opponent

The opener against #7 Florida State marked the highest-ranked FBS opponent the Racers have ever faced. The announced attendance of 70,047 was also the second-highest attendance for a Racer game.

Local Flavor

The 2012 Racer roster features plenty of players from the local community. All in all, 14 players played their prep ball at local high schools.

Steven Mix	Barlow
Dayshaun Matlock	Hopkinsville
William Higginson	Mayfield
Hunter Kingston	Mayfield
Marc Wynstra	Mayfield
Jordan Benton	Murray
Casey Brockman	Murray
Christian Duncan	Murray
Bob Fields	Murray
Carson Greifencamp	Murray
Robert Olive	Murray
Cody Therrell	Murray
Brandon Wicks	Murray
Carson Beyer	Paducah
Tyler Presnell	Paducah

All-Local Special Teams

The 2012 Racer special teams unit will also have a very local feel. Murray High product Christian Duncan will serve as the long snapper, while Lone Oak product Carson Beyer, and Mayfield High's Marc Wynstra will be the holders. The kicking responsibilities will be handled by Murray High's Jordan Benton (field goals and extra points) and Carson Greifencamp (kickoffs), and Ballard Memorial's Steven Mix (punts).

Depth at Receiver

The Racers enter the season with one of the deepest receiving corps in the FCS. The group returns six receivers who caught at least 22 passes a season ago. Ja-Vonta Trotter led the team with 48 receptions last season, while Walter Powell had a team-best 584 yards. Powell and Patrick Robertson each hauled in five touchdowns.

City of LaGrange

The city of LaGrange, Ga. has been very kind to the Racers. The town of just under 25,000 people has produced three members of this years roster. Linebacker Qua Huzzie is in his second year with the Racers, and was joined this season by cornerbacks Josh Manning and Cadarius Sanders. Huzzie and Manning were teammates at LaGrange High School, while Sanders attended Troup County Comprehensive High School.

From South Carolina to MSU

A pair of former teammates at South Carolina have reunited at Murray State. Linebacker



Corey Addison joined the Racers this past January, while cornerback Cadarius Sanders joined the Racers during fall camp. Addison will have two years of eligibility, while Sanders will have three.

Captains Named

The Murray State football team voted and named its captains for the 2012 season. For the first time in the Hatcher era, six captains have been selected. Captains for the season are quarterback Casey Brockman, linebacker Qua Huzzie, wide receiver Walter Powell, linebacker Sam Small, offensive lineman Roderick Tomlin and linebacker Jarius Williams.

New Helmets

The Racers will have a new look this season as the helmets will have a new flat look. MSU will feature the gold helmet for the second-straight year, but this season the helmet will be a matte gold instead of the shiny gold from a season ago.

Racers on TV

Five of the Racers 2012 games will be broadcast on television this season. The Racers road games at Missouri State, Eastern Illinois, Austin Peay and Eastern Kentucky, as well as the Homecoming game against UT Martin, will be broadcast locally on the Racer TV Network.

Brockman Earns Preseason Honors

Senior quarterback Casey Brockman has received plenty of attention this preseason. The Murray native was selected to the Walter Payton Award Watch List, as well as being named a Preseason All-American by Lindy's, Beyond College Sports, The Sports Network and Phil Steele Magazine.

Racers Picked Third

The Racers were picked to finish third in the Ohio Valley Conference preseason polls. Eastern Kentucky is the preseason favorite, followed by Jacksonville State.

Up Next

The Racers return home to face Tennessee State on Nov. 3. Kickoff is set for 11 a.m. and will be televised live on Fox College Sports.

100-Yd Rushing Games

Player	Opponent	Att.-Yds.-TD
Jaamal Berry	Tennessee Tech	13-142-1
Duane Brady	UT Martin	18-112-0

10+ Reception Games

Player	Rec.	Opponent	Yds-TD
Ja-Vonta Trotter	11	Central Ark	92-0
Walter Powell	12	Missouri State	90-0
Walter Powell	13	Eastern Illinois	142-0
Walter Powell	10	Tenn Tech	162-1
Walter Powell	14	UT Martin	196-3

100-Yd Receiving Games

Player	Opponent	Rec.-Yds.-TD
Walter Powell	Eastern Illinois	13-142-0
Walter Powell	Tenn Tech	10-162-1
Walter Powell	Austin Peay	9-172-2
Walter Powell	UT Martin	14-196-3
Dontel Watkins	UT Martin	7-149-1

30+ Completion Games

Player	Opponent	Comp.-Att.
Casey Brockman	Central Ark	41-63
Casey Brockman	Missouri State	41-59
Casey Brockman	Eastern Illinois	43-64
Casey Brockman	Tenn Tech	32-38
Casey Brockman	Austin Peay	38-43
Casey Brockman	UT Martin	45-67

300-Yd Passing Games

Player	Opponent	Yds.-TD.
Casey Brockman	Central Ark	445-1
Casey Brockman	Missouri State	313-2
Casey Brockman	Eastern Illinois	423-2
Casey Brockman	Tenn Tech	381-2
Casey Brockman	Austin Peay	455-5
Casey Brockman	UT Martin	537-8

The Last Time...

The Last Time Murray State ...

30+ Rushing Attempts

30, Mike Harris (133 yds) vs Eastern Illinois, 10-15-11

100 Yards Rushing

112, Duane Brady vs. UT Martin, 10-13-12

200 Yards Rushing

206, Mike Harris vs. Eastern Kentucky, 10-29-11

300 Yards Rushing

310, Stevie Chaney vs Austin Peay, 11-12-05

20+ Completions

25, Casey Brockman (25-39 277 yds) vs. Austin Peay, 11-12-11

30+ Completions

38, Casey Brockman (38-43 455) vs Austin Peay, 10-6-12

40+ Completions

45, Casey Brockman (45-67 537) vs UT Martin, 10-13-12

30+ Passing Attempts

38, Casey Brockman (32-38-381 yds) vs. Tennessee Tech, 9-29-12

40+ Passing Attempts

43, Casey Brockman (38-43 455) vs Austin Peay, 10-6-12

50+ Passing Attempts

67, Casey Brockman (45-67 537) vs UT Martin, 10-13-12

30+ Passing Attempts In One Half

32, Casey Brockman (23-32-272) vs UT Martin (1st half), 10-13-12
35, Casey Brockman (22-35-265) vs UT Martin (2nd half), 10-13-12

300+ Passing

381, Casey Brockman (32-38 381) vs. Tennessee Tech, 9-29-12

400+ Passing

455, Casey Brockman vs Austin Peay, 10-6-12

500+ Passing

537, Casey Brockman (45-67 8TD) vs UT Martin, 10-13-12

3 TD's Passing

3, Casey Brockman (31-43 270) vs Tenn Tech, 11-5-11

4 TD's Passing

4, Casey Brockman (35-46 321) vs Georgia State, 10-8-11

5+ TD's Passing

8, Casey Brockman (45-67 537 8TD) vs UT Martin, 10-13-12

2 TD's receiving

2, Walter Powell vs. Austin Peay, 10-6-12
2, Dontel Watkins vs. Austin Peay, 10-6-12

3+ TD's receiving

3, Walter Powell vs. UT Martin, 10-13-12

One Player Accounting For Three Scores In Three Different Ways

Casey Brockman (rush, reception, and pass) vs Southeast Missouri, 11-19-11

10+ Receptions

14, Walter Powell (14-196) vs. UT Martin, 10-13-12

15+ Receptions

16, Harvey Tanner vs Austin Peay, 11-4-67

100+ Receiving yards

149, Dontel Watkins (7-149) vs. UT Martin, 10-13-12

150+ Receiving Yards

196, Walter Powell, (14-196) vs UT Martin, 10-13-12

200+ Receiving Yards

213, Marcus Harris vs Missouri State, 10-9-10

Kickoff Return For TD

98, Duane Brady vs UT Martin, 9-22-11

Punt return For TD

70, Walter Powell vs Tennessee Tech, 9-29-12

Interception For TD

18, Julian Whitehead vs Tennessee Tech, 10-6-12

60+ punt

64, Kienan Cullen vs. Georgia State, 10-8-11

Scored a safety

vs Mississippi Valley State, 9-10-11

Fumble Return For TD

Qua Huzzie (24 yards) vs. Austin Peay, 11-12-11

Blocked Punt For TD

Brandon Wicks block, Jeffery Richard TD vs. Miss Valley St, 9-10-11

Blocked Punt

Brandon Wicks vs. Eastern Illinois, 10-15-11

Blocked Field Goal

Darrell Davis vs. Tennessee St, 9-17-11

Blocked Extra Point

Josh Manning vs. Missouri State, 9-15-12

4 Interceptions In Game By One Player

4, Bud Quark vs Austin Peay, 11-8-69

3 Interceptions In Game By One Player

4, Bud Quark vs Austin Peay, 11-8-69

2 Interceptions In A Game By One Player

2, Nathan Brinkley, vs UT Martin, 9-25-10

3 Field Goals In A Game

Kienan Cullen (36, 24, 40) vs Tenn State, 10-17-09

4 field goals in a game

Kienan Cullen (37, 21, 20, 40) vs Tenn Tech, 11-6-10

5 field goals in a game

Jordan Benton (39, 30, 35, 36, 21) vs. Eastern Illinois, 9-22-12

50+ Field Goal

52, Shane Andrus vs Eastern Illinois, 11-23-02

60+ Field Goal

62, Paul Hickert vs Eastern Kentucky, 10-11-86

Rush Of 65+ Yards

68, Mike Harris vs. Eastern Illinois, 10-23-10

Pass Of 65+ Yards

71, Casey Brockman to Walter Powell vs. Austin Peay, 10-13-12

Rush Of 75+ Yards

79, Terrance Tillman vs Tennessee Tech, 10-28-2000

Pass of 75+ Yards

75, Zach Barnard to Dante Woods vs Illinois State, 9-23-06

Rush Of 85+ Yards

94, Mike Harris vs Tennessee Tech, 11-6-10

Rush Of 95+ Yards

97, Stevie Chaney vs Austin Peay, 11-12-05

The Last Time An Opponent ...

30+ Rushing Attempts

35, Matt Denham, Eastern Kentucky, 10-29-11

100 Yards Rushing

110, Reco Williams, Austin Peay, 10-6-12

200 Yards Rushing

219, Matt Denham, Eastern Kentucky, 10-29-11

20+ Completions

25, Jake Ryan, Austin Peay, 10-6-12

30+ Completions

42, Derek Carr, UT Martin, 10-13-12

30+ Passing Attempts

30, Tre Lamb, Tennessee Tech, 9-29-12

40+ Passing Attempts

46, Derek Carr, UT Martin, 10-13-12

4 TD's Passing

7, Derek Carr, UT Martin, 10-13-12

10+ Receptions

12, Quentin Sims, UT Martin, 10-13-12

15+ Receptions

21, Erik Lora, Eastern Illinois, 9-22-12

100+ Receiving Yards

146, Quentin Sims, UT Martin, 10-13-12
116, Chris Thompson, UT Martin, 10-13-12

150+ Receiving Yards

177, Jeremy Butler, UT Martin, 10-13-12

200+ Receiving Yards

269, Erik Lora, Eastern Illinois, 9-22-12

Kickoff Return For TD

94, Ladarius Vanlier, Tennessee Tech, 9-29-12

Punt Return For TD

72, Jesse Grandy, Central Arkansas, 9-8-12

Interception For TD

42, Thad Williams, UT Martin, 10-13-12

Scored A Safety

UT Martin, 9-25-10

Fumble Return For TD

55, Skylar Smith, Missouri State, 9-19-09

Blocked Punt For TD

Missouri State, 10-9-10

Blocked Punt

1, Missouri State, 10-9-10

50+ Field Goal

52, Stephen Stansell, Austin Peay, 11-7-09

Rush Of 75+ Yards

97, Chris Douglas, Missouri State, 10-9-10

Pass Of 75+ Yards

75, Matt Scheible to Chantae Ahamefule, SEMO, 11-14-09



Racers Record when...

Overall	3-4
at home	1-2
on road	2-2
on grass	0-1
on field turf	3-3
in overtime	0-1
MSU wins coin toss	2-2
MSU scores first	3-0
MSU leads after 1st quarter	2-0
MSU leads at half	3-1
MSU leads after 3rd quarter	2-1
MSU has more rushing yards	1-3
MSU has more passing yards	2-1
MSU has more total yards	2-3
MSU has less penalties	1-2
MSU has less turnovers	2-1
MSU scores 20 points or more	3-3
MSU scores 30 points or more	2-2
MSU scores 40 points or more	2-2
MSU scores 50 points or more	2-1
MSU holds opp. under 30 points	2-0
MSU holds opp. under 20 points	1-0
MSU holds opp. under 10 points	1-0
MSU completes 50% of passes	3-4
MSU completes 60% of passes	3-3
MSU has 300-yard passer	3-3
Opp. has 300-yard passer	1-3
MSU has 100-yard rusher	1-1
Opp. has 100-yard rusher	1-2
MSU has 100-yard receiver	2-2
Opp. has 100-yard receiver	3-3
MSU defense scores	1-0
Opp. defense scores	0-1
MSU special teams score	1-0
Opp. special teams score	1-2

Tale of the Tape



Murray State

Jacksonville State

40.1	Points	28.4
508.7	Total Offense	416.3
117.9	Rushing Yards	201.9
36.0	Rushing Attempts/Game	46.0
3.3	Yards Per Carry	4.4
390.9	Passing Yardage	214.4
54.3	Passing Attempts/Game	27.1
10.3	Yards Per Pass Completion	13.6
42.7	Points Allowed	32.4
512.1	Total Defense	427.7
143.6	Rushing Yards Allowed	202.7
4.0	Yards Per Carry Allowed	4.8
368.6	Passing Yards Allowed	225.0
12.1	Yards Per Completion Allowed	13.1
-1	Turnover Margin	-4

Leaders

Leaders

Brockman (2671)	Passing Yards	Ivory (1273)
Brockman (20)	Passing TDs	Ivory (7)
Brady (362)	Rushing Yards	James (560)
Brady (6)	Rushing TDs	James/Ealey (5)
Powell (74)	Receptions	Bonner (30)
Powell (6)	Receiving TDs	Bonner/Cheeks (2)
Powell (912)	Receiving Yards	Bonner (446)
Huzzie (47)	Tackles	Smith (61)
Huzzie (2.0)	Sacks	Tyson (2.0)
5 players (1)	Interceptions	Hough (2)



Depth Chart

Murray State Depth Chart

OFFENSE

X	17 5	Dontel Watkins Patrick Robertson	6-2 6-2	194 200	Sr. Sr.
LT	77 75	Drew Kelley Hunter Kingston	6-4 6-1	295 280	So. RFr.
LG	63 53	Zach Littlefield Corey Gammon	6-4 6-2	275 265	So. Fr.
C	61 71	Harris Bivin Brock Rydecki	6-3 6-2	295 280	Jr. Sr.
RG	70 73	Andy Mahoney Robert Olive	6-2 6-3	280 270	Sr. RFr.
RT	62 74	Roderick Tomlin Hunter Holloway	6-5 6-5	300 265	Sr. Fr.
Y	85 31 86	Nevar Griffin Jeremy Harness Josh Brown	6-2 5-8 5-11	205 171 210	So. Fr. Jr.
H	7 1 22	Ja-Vonta Trotter HB Beauford Jordan Morrow	5-10 6-0 5-6	175 180 160	Sr. Sr. Jr.
Z	9 81 25	Walter Powell Janawski Davis Paul Rice	6-0 5-7 5-10	180 160 173	Jr. Fr. Fr.
QB	12 18	Casey Brockman KD Humphries	6-2 6-3	220 205	Sr. Fr.
F	6 34	Duane Brady Jaamal Berry	5-8 5-10	180 200	Jr. Jr.

DEFENSE

96 55	Zac Ross Adrian Dinkins	6-2 6-3	220 265	RJr. Jr.
99 51	Chris Staten Tevin Wells	5-11 6-2	280 285	Sr. Sr.
90 93	Tyler Evans Kamalie Matthews	6-2 6-2	295 303	Sr. So.
91 58 44	Ayo Ojolola Zach Dean Kevin Robinson	6-3 6-4 6-1	253 250 255	Jr. Fr. Sr.
19 3	Jarius Williams Brandon Wicks	5-11 5-11	194 195	Sr. Jr.
39 46	Blake Salter T-Ray Malone	5-11 6-2	220 218	Jr. Fr.
15 46	Qua Huzzie T-Ray Malone	5-11 6-2	225 218	Jr. Fr.
23 30	Darrian Skinner Cadarious Sanders	5-11 6-0	190 189	Jr. So.
29 38	Darian Yahyavi Darrell Smith	6-0 6-3	190 203	Jr. Jr.
21 27	Darius Buck Brandon Hathaway	5-9 5-10	175 187	Sr. Fr.
4 8	Josh Manning Julian Whitehead	5-9 5-9	175 195	Jr. Sr.

SPECIAL TEAMS

K	42 40	Jordan Benton Marc Wynstra	5-9 5-9	167 160	RSo. RFr.	KR	9 1	Walter Powell HB Beauford	6-0 6-0	180 180	Jr. Sr.
KO	42 40	Jordan Benton Marc Wynstra	5-9 5-9	167 160	RSo. RFr.	PR	9 81	Walter Powell Janawski Davis	6-0 5-7	180 160	Jr. Fr.
P	83 48	Steven Mix Tyler Presnell	6-1 6-1	225 170	Jr. Fr.	H	89 25	Carson Beyer Paul Rice	5-9 5-10	170 173	So. Fr.
DS	20 87	Christian Duncan Corey Cruse	5-9 6-5	180 215	RFr. Fr.						



2012 Ohio Valley Conference Standings

	OVC GAMES					OVERALL				
	W-L	Pct.	Home	Away	Streak	W-L	Pct.	Home	Away	Streak
Eastern Kentucky	4-1	0.800	2-0	2-1	W2	6-2	0.750	3-0	3-2	W2
UT Martin	4-1	0.800	1-1	2-0	W3	6-2	0.750	2-1	4-1	W3
Tennessee State	3-1	0.750	2-0	1-1	L1	7-1	0.875	4-0	2-1	L1
Eastern Illinois	3-1	0.750	3-0	0-1	W1	4-3	0.571	4-0	0-3	W1
Jacksonville State	3-2	0.600	2-0	1-2	W1	4-3	0.571	3-0	1-3	W1
Murray State	2-2	0.500	1-1	1-1	L1	3-4	0.429	1-2	2-2	L1
Southeast Missouri	1-3	0.250	1-2	0-1	L3	2-5	0.286	2-2	0-3	L3
Tennessee Tech	0-4	0.000	0-2	0-2	L2	2-5	0.286	2-2	0-3	L5
Austin Peay	0-5	0.000	0-2	0-3	L5	0-7	0.000	0-2	0-5	L7

This Week's Schedule

Saturday, October 27

Eastern Illinois at Eastern Kentucky, 11 a.m.

Tennessee Tech at Tennessee State, 1 p.m.

Murray State at Jacksonville State, 3 p.m.

Southeast Missouri at Austin Peay, 4 p.m.

Last Week's Results

Saturday, October 20

@Jacksonville State 31, #17 Tennessee State 28 (OT)

UT Martin 27, @Southeast Missouri 17

#23 Eastern Kentucky 42, @Tennessee Tech 28

OVC Players of the Week

Sept. 2

Offense _____ Jimmy Garoppolo, EIU

Defense _____ Brooklyn Fox, EIU

Specialist _____ Cody Sandlin, UTM

Newcomer _____ Troymaine Pope, JSU

_____ Da'Rick Rogers, TTU

Sept. 9

Offense _____ Trabis Ward, TSU

_____ DeMarcus James, JSU

Defense _____ Rashad Smith, JSU

Specialist _____ Griffin Thomas, JSU

Newcomer _____ Troymaine Pope, JSU

Sept. 16

Offense _____ Michael German, TSU

Defense _____ Brandon Wicks, MUR

Specialist _____ Cameron Berra, EIU

Newcomer _____ Jaamal Berry, MUR

Sept. 23

Offense _____ Erik Lora, EIU

Defense _____ Cejay Ceniza, EIU

Specialist _____ Jordan Benton, MUR

Newcomer _____ Da'Rick Rogers, TTU

Sept. 30

Offense _____ Jimmy Garoppolo, EIU

Defense _____ Pete Houlihan, EIU

Specialist _____ Ladarius Vanlier, TTU

Newcomer _____ Jaamal Bery, MUR

Oct. 7

Offense _____ Casey Brockman, MUR

Defense _____ Nick Thrasher, TSU

Specialist _____ Kevin Barfield, UTM

Newcomer _____ Telvin Brown, JSU

Oct. 14

Offense _____ Derek Carr, UTM

_____ Trabis Ward, TSU

Defense _____ Thad Williams, UTM

_____ Steven Godbolt, TSU

Specialist _____ Cameron Berra, EIU

Newcomer _____ Jeremy Butler, UTM

Oct. 21

Offense _____ TJ Pryor, EIU

Defense _____ Jermaine Hough, JSU

_____ DJ Roberts, UTM

Specialist _____ Griffin Thomas, JSU

Newcomer _____ Jermaine Hough, JSU

Oct. 28

Offense

Defense

Specialist

Newcomer

Nov. 4

Offense

Defense

Specialist

Newcomer

Nov. 11

Offense

Defense

Specialist

Newcomer

Nov. 18

Offense

Defense

Specialist

Newcomer



2012 Numerical Roster

No.	Player	Pos.	Ht.	Wt.	Cl./Exp.	Hometown (Previous School)
1	HB Beauford	WR	6-0	180	Sr.	Miami, Fla. (Coffeyville Community College)
2	Corey Addison	LB	6-0	208	Jr.	Jacksonville, Fla. (South Carolina)
3	Brandon Wicks	DB	5-11	195	Jr.	Murray, Ky. (Murray)
4	Josh Manning	CB	5-9	175	Jr.	LaGrange, Ga. (Southwest Mississippi Community College)
5	Patrick Robertson	WR	6-2	200	Sr.	Carrollton, Texas (Hebron)
6	Duane Brady	RB	5-8	180	Jr.	St. Augustine, Fla. (St. Augustine)
7	Ja-Vonta Trotter	WR	5-10	175	Sr.	St. Petersburg, Fla. (Boca Ciega)
8	Julian Whitehead	CB	5-9	195	Sr.	Stone Mountain, Ga. (Mississippi)
9	Walter Powell	WR	6-0	180	Jr.	St. Louis, Mo. (Hazelwood East)
12	Casey Brockman	QB	6-2	220	Sr.	Murray, Ky. (Calloway County)
13	Spencer Phillips	QB	6-1	190	R-Jr.	Alvadore, Ore. (West Los Angeles Community College)
13	Cody Therrell	WR	6-2	165	Fr.	Murray, Ky. (Murray)
14	Parks Frazier	QB	6-3	220	So.	Corinth, Miss. (Northeast Mississippi Community College)
15	Qua Huzzie	LB	5-11	225	Jr.	LaGrange, Ga. (Kentucky)
16	Aaron Gooch	DB	5-10	175	Fr.	Waupaca, Wisc. (Waupaca)
16	Anthony Hayes	WR	6-0	210	Jr.	Memphis, Tenn. (Memphis)
17	Tray Carr	DB	5-11	185	Fr.	Madisonville, Ky. (Madisonville North Hopkins)
17	Dontel Watkins	WR	6-2	194	Sr.	Nashville, Tenn. (Utah State)
18	KD Humphries	QB	6-3	215	Fr.	Montgomery, Ala. (Jefferson Davis)
19	Jarius Williams	DB	5-11	194	Sr.	Parrish, Ala. (Mississippi)
20	Christian Duncan	DB	5-9	180	R-Fr.	Murray, Ky. (Murray)
21	Darius Buck	CB	5-9	183	Sr.	Vicksburg, Miss. (Southwest Mississippi Community College)
21	Hughston Leaks	RB	5-9	160	Fr.	Atlanta, Ga. (Grady)
22	Dayshaun Matlock	LB	5-10	190	Fr.	Hopkinsville, Ky. (Christian County)
22	Jordan Morrow	RB	5-6	160	Jr.	Fairfield, Calif. (Contra Costa College)
23	Darrian Skinner	CB	5-11	190	Jr.	St. Petersburg, Fla. (Hofstra)
24	Marcus Holliday	RB	5-9	170	Fr.	Memphis, Tenn. (Fairley)
25	Paul Rice	WR	5-10	173	Fr.	St. Louis, Mo. (Gateway Tech)
26	TJ Denson	LB	5-9	190	Jr.	Lakeland, Fla. (Lakeland)
27	Brandon Hathaway	DB	5-10	187	Fr.	Smyrna, Tenn. (Smyrna)
28	Raquan Durrante	CB	6-1	190	Jr.	Fort Campbell, Ky. (Fort Campbell)
28	Isaiah Farris	DB	5-9	163	Fr.	Memphis, Tenn. (Overton)
29	Darian Yahyavi	DB	6-0	190	Jr.	San Diego, Calif. (Saddleback Community College)
30	Bob Fields	WR	5-7	160	Fr.	Murray, Ky. (Murray)
30	Cadarious Sanders	CB	6-0	189	So.	LaGrange, Ga. (South Carolina)
31	Jeremy Harness	WR	5-8	171	Fr.	Radcliffe, Ky. (John Hardin)
32	Chris Scurry	LB	5-11	205	R-Fr.	Valdosta, Ga. (Lowndes)
34	Jaamal Berry	RB	5-10	200	Jr.	Miami, Fla. (Ohio State)
35	William Higginson	CB	5-10	175	Fr.	Mayfield, Ky. (Mayfield)
36	Pokey Harris	RB	5-10	165	Fr.	Winchester, Ky. (George Rogers Clark)
37	Eric Brown	DB	5-9	185	R-Jr.	Franklin, Tenn. (Dodge City Community College)
38	Darrell Smith	DB	6-3	203	Jr.	Port St. Joe, Fla. (Arkansas)
39	Blake Salter	LB	5-11	220	Jr.	Florence, Ala. (Florence)
40	Jalen Sublett	WR	6-3	190	Fr.	Glasgow, Ky. (Glasgow)
40	Marc Wynstra	K	5-9	160	R-Fr.	Mayfield, Ky. (Mayfield)
41	Ron Pavlik	P	6-0	190	R-Fr.	Chicago, Ill. (Western Michigan)
42	Jordan Benton	K	5-9	167	R-So.	Murray, Ky. (Campbellsville)
44	Kevin Robinson	DE	6-1	255	Sr.	Silver Spring, Md. (ASA College)
46	T-Ray Malone	LB	6-2	218	Fr.	Smyrna, Tenn. (Smyrna)
47	Doug McWhorter	DE	6-2	215	R-Fr.	Memphis, Tenn. (Ridgeway)
48	Tyler Presnell	P	6-1	170	Fr.	Paducah, Ky. (Paducah Tilghman)
49	Carson Greifenkamp	K	6-0	160	Fr.	Murray, Ky. (Murray)
50	Jesurun Kelly	LB	5-7	190	Jr.	Memphis, Tenn. (Bishop Byrne)
51	Tevin Wells	DT	6-2	285	Sr.	Rolling Fork, Miss. (Mississippi Delta Community College)
52	Sam Small	LB	6-1	230	Sr.	Winona, Miss. (Northwest Mississippi Community College)
53	Corey Gammon	OL	6-2	265	Fr.	Memphis, Tenn. (East)
55	Adrian Dinkins	DE	6-3	265	Jr.	Ridgeland, Miss. (Mississippi Gulf Coast Community College)
57	Hunter Hogan	OL	6-2	290	Jr.	Tyler, Texas (Tyler Junior College)
58	Zach Dean	DE	6-4	250	Fr.	Salem, Ala. (Central)

2012 Numerical Roster

61	Harris Bivin	OL	6-3	295	Jr.	Owensboro, Ky. (Apollo)
62	Roderick Tomlin	OL	6-5	300	Sr.	Jackson, Tenn. (Jackson North)
63	Zach Littlefield	OL	6-4	275	So.	Buckner, Ky. (Oldham County)
70	Andy Mahoney	OL	6-2	280	Sr.	Lexington, Ky. (Lexington Catholic)
71	Brock Rydecki	OL	6-2	280	Sr.	Ft. Myers, Fla. (Venice)
72	Casey Duncan	OL	6-1	275	Jr.	Nolensville, Tenn. (Ravenwood)
73	Robert Olive	OL	6-3	270	R-Fr.	Murray, Ky. (Murray)
74	Hunter Holloway	OL	6-5	265	Fr.	Elizabethtown, Ky. (John Hardin)
75	Hunter Kingston	OL	6-1	280	R-Fr.	Mayfield, Ky. (Mayfield)
77	Drew Kelley	OL	6-4	295	So.	Thompson Station, Tenn. (Independence)
80	Kendarian Jennings	WR	6-2	185	So.	Memphis, Tenn. (Christian Brothers)
81	Janawski Davis	WR	5-7	160	Fr.	Eight Mile, Ala. (Blount)
83	Steven Mix	P	6-1	225	Jr.	Barlow, Ky. (Ballard Memorial)
84	John King	WR	5-10	170	Sr.	Louisville, Ky. (Louisville)
85	Nevar Griffin	WR	6-2	205	So.	St. Louis, Mo. (McCluer North)
86	Josh Brown	WR	5-11	210	Jr.	St. Petersburg, Fla. (Iowa)
87	Corey Cruse	WR	6-5	215	Fr.	Fort Mitchell, Ky. (Beechwood)
88	Asa Powell	WR	6-4	220	R-Fr.	Orlando, Fla. (Lake Mary Prep)
89	Carson Beyer	WR	5-9	181	So.	Paducah, Ky. (Lone Oak)
90	Tyler Evans	DT	6-2	295	Sr.	Tampa, Fla. (H.B. Plant)
91	Ayo Ojolola	DE	6-3	253	Jr.	Suwanee, Ga. (North Gwinnett)
92	Jeremy Brackett	DT	6-1	260	Jr.	Madison, Ala. (Bob Jones)
93	Kamalie Matthews	DT	6-2	303	So.	Lithona, Ga. (Hutchinson Community College)
96	Zac Ross	DE	6-2	220	R-Jr.	Atlanta, Ga. (Eastern Arizona College)
98	Jerome Davis	DT	6-2	260	So.	Buford, Ga. (Garden City Community College)
99	Chris Staten	DT	5-11	280	Sr.	Chicago Heights, Ill. (Harper Community College)

HEAD COACH: Chris Hatcher (Valdosta State, 1995), 3rd season

Assistant Coaches: Shawn Bostick (Assistant Head Coach/Offensive Line)
 Ashley Anders (Defensive Coordinator/Linebackers)
 Mitch Stewart (Offensive Coordinator/Quarterbacks)
 Keith Hatcher (Secondary/Recruiting Coordinator)
 Sean Dawkins (Running Backs/Run Game Coordinator)
 Mike Polly (Offensive Tackles/Special Teams Coordinator)
 Freddie Roach (Defensive Line)
 Ross Jenkins (Wide Receivers)
 Matt Forrest (Director of Football Operations/Offensive Quality Control)
 Steve Adams (Defensive Quality Control)
 Andy Mackintosh (Defensive Assistant)

Pronunciation Guide

Janawski Davis _____ Juh-now-skee Davis
 Raquan Durrante _____ Ray-quan Dur-ron-tay
 Qua Huzzie _____ Qway Huz-ee
 Carson Greifenkamp _____ Car-son Grife-in-camp
 Nevar Griffin _____ Nuh-var Griff-in
 Kendarian Jennings _____ Ken-dare-e-un Jennings
 Jesurun Kelly _____ Jess-ur-ren Kelly

Kamalie Matthews _____ Kuh-mall-e Matthews
 Ayo Ojolola _____ I-o O-juh-low-la
 Cadarius Sanders _____ Cuh-dare-E-us Sanders
 Ja-Vonta Trotter _____ Ja-von-tay Trotter
 Jarius Williams _____ Jair-E-us Williams
 Marc Wynstra _____ Marc Wine-struh
 Darian Yahyavi _____ Dar-e-un Yah-yah-vee

2012 Alphabetical Roster

No.	Player	Pos.	Ht.	Wt.	Cl./Exp.	Hometown (Previous School)
2	Corey Addison	LB	6-0	208	Jr.	Jacksonville, Fla. (South Carolina)
1	HB Beauford	WR	6-0	180	Sr.	Miami, Fla. (Coffeyville Community College)
42	Jordan Benton	K	5-9	167	R-So.	Murray, Ky. (Campbellsville)
34	Jaamal Berry	RB	5-10	200	Jr.	Miami, Fla. (Ohio State)
89	Carson Beyer	WR	5-9	181	So.	Paducah, Ky. (Lone Oak)
61	Harris Bivin	OL	6-3	295	Jr.	Owensboro, Ky. (Apollo)
92	Jeremy Brackett	DT	6-1	260	Jr.	Madison, Ala. (Bob Jones)
6	Duane Brady	RB	5-8	180	Jr.	St. Augustine, Fla. (St. Augustine)
12	Casey Brockman	QB	6-2	220	Sr.	Murray, Ky. (Calloway County)
37	Eric Brown	DB	5-9	185	R-Jr.	Franklin, Tenn. (Dodge City Community College)
86	Josh Brown	WR	5-11	210	Jr.	St. Petersburg, Fla. (Iowa)
21	Darius Buck	CB	5-9	183	Sr.	Vicksburg, Miss. (Southwest Mississippi Community College)
17	Tray Carr	DB	5-11	185	Fr.	Madisonville, Ky. (Madisonville North Hopkins)
87	Corey Cruse	WR	6-5	215	Fr.	Fort Mitchell, Ky. (Beechwood)
81	Janawski Davis	WR	5-7	160	Fr.	Eight Mile, Ala. (Blount)
98	Jerome Davis	DT	6-2	260	So.	Buford, Ga. (Garden City Community College)
58	Zach Dean	DE	6-4	250	Fr.	Salem, Ala. (Central)
26	TJ Denson	LB	5-9	190	Jr.	Lakeland, Fla. (Lakeland)
55	Adrian Dinkins	DE	6-3	265	Jr.	Ridgeland, Miss. (Mississippi Gulf Coast Community College)
72	Casey Duncan	OL	6-1	275	Jr.	Nolensville, Tenn. (Ravenwood)
20	Christian Duncan	DB	5-9	180	R-Fr.	Murray, Ky. (Murray)
28	Raquan Durrante	CB	6-1	190	Jr.	Fort Campbell, Ky. (Fort Campbell)
90	Tyler Evans	DT	6-2	295	Sr.	Tampa, Fla. (H.B. Plant)
28	Isaiah Farris	CB	5-9	163	Fr.	Memphis, Tenn. (Overton)
30	Bob Fields	WR	5-7	160	Fr.	Murray, Ky. (Murray)
14	Parks Frazier	QB	6-3	220	So.	Corinth, Miss. (Northeast Mississippi Community College)
53	Corey Gammon	OL	6-2	265	Fr.	Memphis, Tenn. (East)
16	Aaron Gooch	DB	5-10	175	Fr.	Waupaca, Wisc. (Waupaca)
49	Carson Greifenkamp	K	6-0	160	Fr.	Murray, Ky. (Murray)
85	Nevar Griffin	WR	6-2	205	So.	St. Louis, Mo. (McCluer North)
31	Jeremy Harness	WR	5-8	171	Fr.	Radcliffe, Ky. (John Hardin)
36	Pokey Harris	RB	5-10	165	Fr.	Winchester, Ky. (George Rogers Clark)
27	Brandon Hathaway	DB	5-10	187	Fr.	Smyrna, Tenn. (Smyrna)
16	Anthony Hayes	WR	6-0	210	Jr.	Memphis, Tenn. (Memphis)
35	William Higginson	CB	5-10	175	Fr.	Mayfield, Ky. (Mayfield)
57	Hunter Hogan	OL	6-2	290	Jr.	Tyler, Texas (Tyler Junior College)
24	Marcus Holliday	RB	5-9	170	Fr.	Memphis, Tenn. (Fairley)
74	Hunter Holloway	OL	6-5	265	Fr.	Elizabethtown, Ky. (John Hardin)
18	KD Humphries	QB	6-3	215	Fr.	Montgomery, Ala. (Jefferson Davis)
15	Qua Huzzie	LB	5-11	225	Jr.	LaGrange, Ga. (Kentucky)
80	Kendarian Jennings	WR	6-2	185	So.	Memphis, Tenn. (Christian Brothers)
77	Drew Kelley	OL	6-4	295	So.	Thompson Station, Tenn. (Independence)
50	Jesurun Kelly	DB	5-7	190	Jr.	Memphis, Tenn. (Bishop Byrne)
84	John King	WR	5-10	170	Sr.	Louisville, Ky. (Louisville)
75	Hunter Kingston	OL	6-1	280	R-Fr.	Mayfield, Ky. (Mayfield)
21	Hughston Leaks	RB	5-9	160	Fr.	Atlanta, Ga. (Grady)
63	Zach Littlefield	OL	6-4	275	So.	Buckner, Ky. (Oldham County)
70	Andy Mahoney	OL	6-2	280	Sr.	Lexington, Ky. (Lexington Catholic)
46	T-Ray Malone	LB	6-2	218	Fr.	Smyrna, Tenn. (Smyrna)
4	Josh Manning	CB	5-9	175	Jr.	LaGrange, Ga. (Southwest Mississippi Community College)
22	Dayshaun Matlock	LB	5-10	190	Fr.	Hopkinsville, Ky. (Christian County)
93	Kamalie Matthews	DT	6-2	303	So.	Lithona, Ga. (Hutchinson Community College)
47	Doug McWhorter	DE	6-2	215	R-Fr.	Memphis, Tenn. (Ridgeway)
83	Steven Mix	P	6-1	225	Jr.	Barlow, Ky. (Ballard Memorial)
22	Jordan Morrow	RB	5-6	160	Jr.	Fairfield, Calif. (Contra Costa College)
91	Ayo Ojolola	DE	6-3	253	Jr.	Suwanee, Ga. (North Gwinnett)
73	Robert Olive	OL	6-3	270	R-Fr.	Murray, Ky. (Murray)
41	Ron Pavlik	P	6-0	190	R-Fr.	Chicago, Ill. (Western Michigan)
13	Spencer Phillips	QB	6-1	190	R-Jr.	Alvadore, Ore. (West Los Angeles Community College)

2012 Alphabetical Roster

48	Tyler Presnell	P	6-1	170	Fr.	Paducah, Ky. (Paducah Tilghman)
88	Asa Powell	WR	6-4	220	R-Fr.	Orlando, Fla. (Lake Mary Prep)
9	Walter Powell	WR	6-0	180	Jr.	St. Louis, Mo. (Hazelwood East)
25	Paul Rice	WR	5-10	173	Fr.	St. Louis, Mo. (Gateway Tech)
5	Patrick Robertson	WR	6-2	200	Sr.	Carrollton, Texas (Hebron)
44	Kevin Robinson	DE	6-1	255	Sr.	Silver Spring, Md. (ASA College)
96	Zac Ross	DE	6-2	220	R-Jr.	Atlanta, Ga. (Eastern Arizona College)
71	Brock Rydecki	OL	6-2	280	Sr.	Ft. Myers, Fla. (Venice)
39	Blake Salter	LB	5-11	220	Jr.	Florence, Ala. (Florence)
30	Cadarius Sanders	CB	6-0	189	So.	LaGrange, Ga. (South Carolina)
32	Chris Scurry	LB	5-11	205	R-Fr.	Valdosta, Ga. (Lowndes)
23	Darrian Skinner	CB	5-11	190	Jr.	St. Petersburg, Fla. (Hofstra)
52	Sam Small	LB	6-1	230	Sr.	Winona, Miss. (Northwest Mississippi Community College)
38	Darrell Smith	DB	6-3	203	Jr.	Port St. Joe, Fla. (Arkansas)
99	Chris Staten	DT	5-11	280	Sr.	Chicago Heights, Ill. (Harper Community College)
40	Jalen Sublett	WR	6-3	190	Fr.	Glasgow, Ky. (Glasgow)
13	Cody Therrell	WR	6-2	165	Fr.	Murray, Ky. (Murray)
62	Roderick Tomlin	OL	6-5	300	Sr.	Jackson, Tenn. (Jackson North)
7	Ja-Vonta Trotter	WR	5-10	175	Sr.	St. Petersburg, Fla. (Boca Ciega)
17	Dontel Watkins	WR	6-2	194	Sr.	Nashville, Tenn. (Utah State)
51	Tevin Wells	DT	6-2	285	Sr.	Rolling Fork, Miss. (Mississippi Delta Community College)
8	Julian Whitehead	CB	5-9	195	Sr.	Stone Mountain, Ga. (Mississippi)
3	Brandon Wicks	DB	5-11	195	Jr.	Murray, Ky. (Murray)
19	Jarius Williams	DB	5-11	194	Sr.	Parrish, Ala. (Mississippi)
40	Marc Wynstra	K	5-9	160	R-Fr.	Mayfield, Ky. (Mayfield)
29	Darian Yahyavi	DB	6-0	190	Jr.	San Diego, Calif. (Saddleback Community College)

HEAD COACH: Chris Hatcher (Valdosta State, 1995), 3rd season

Assistant Coaches: Shawn Bostick (Assistant Head Coach/Offensive Line)

Ashley Anders (Defensive Coordinator/Linebackers)

Mitch Stewart (Offensive Coordinator/Quarterbacks)

Keith Hatcher (Secondary/Recruiting Coordinator)

Sean Dawkins (Running Backs/Run Game Coordinator)

Mike Polly (Offensive Tackles/Special Teams Coordinator)

Freddie Roach (Defensive Line)

Ross Jenkins (Wide Receivers)

Matt Forrest (Director of Football Operations/Offensive Quality Control)

Steve Adams (Defensive Quality Control)

Andy Mackintosh (Defensive Assistant)

Pronunciation Guide

Janawski Davis _____ Juh-now-skee Davis

Raquan Durrante _____ Ray-quan Dur-ron-tay

Qua Huzzie _____ Qway Huz-ee

Carson Greifenkamp _____ Car-son Grife-in-camp

Nevar Griffin _____ Nuh-var Griff-in

Kendarian Jennings _____ Ken-dare-e-un Jennings

Jesurun Kelly _____ Jess-ur-ren Kelly

Kamalie Matthews _____ Kuh-mall-e Matthews

Ayo Ojolola _____ I-o O-juh-low-la

Cadarius Sanders _____ Cuh-dare-E-us Sanders

Ja-Vonta Trotter _____ Ja-von-tay Trotter

Jarius Williams _____ Jair-E-us Williams

Marc Wynstra _____ Marc Wine-struh

Darian Yahyavi _____ Dar-e-un Yah-yah-vee

Roster Breakdown

OFFENSE

QUARTERBACKS

#	Name	Class
12	Casey Brockman	Sr.
13	Spencer Phillips	R-Jr.
14	Parks Frazier	So.
18	KD Humphries	Fr.

RUNNING BACKS

#	Name	Class
6	Duane Brady	Jr.
21	Hughston Leaks	Fr.
22	Jordan Morrow	Jr.
24	Marcus Holliday	Fr.
34	Jaamal Berry	Jr.
36	Pokey Harris	Fr.

WIDE RECEIVERS

#	Name	Class
1	HB Beauford	Sr.
5	Patrick Robertson	Sr.
7	Ja-Vonta Trotter	Sr.
9	Walter Powell	Jr.
13	Cody Therrell	Fr.
16	Anthony Hayes	Jr.
17	Dontel Watkins	Sr.
25	Paul Rice	Fr.
30	Bob Fields	Fr.
31	Jeremy Harness	Fr.
40	Jalen Sublett	Fr.
80	Kendarian Jennings	So.
81	Janawski Davis	Fr.
84	John King	Sr.
85	Nevar Griffin	So.
86	Josh Brown	Jr.
87	Corey Cruse	Fr.
88	Asa Powell	R-Fr.
89	Carson Beyer	So.

OFFENSIVE LINE

#	Name	Class
53	Corey Gammon	Fr.
57	Hunter Hogan	Jr.
61	Harris Bivin	Jr.
62	Roderick Tomlin	Sr.
63	Zach Littlefield	So.
70	Andy Mahoney	Sr.
71	Brock Rydecki	Sr.
72	Casey Duncan	Jr.
73	Robert Olive	R-Fr.
74	Hunter Holloway	Fr.
75	Hunter Kingston	R-Fr.
77	Drew Kelley	So.

DEFENSE

DEFENSIVE LINE

#	Name	Class
44	Kevin Robinson	Sr.
47	Doug McWhorter	R-Fr.
51	Tevin Wells	Sr.
55	Adrian Dinkins	Jr.
58	Zach Dean	Fr.
90	Tyler Evans	Sr.
91	Ayo Ojolola	Jr.
92	Jeremy Brackett	Jr.
93	Kamalie Matthews	Jr.
96	Zac Ross	Jr.
98	Jerome Davis	So.
99	Chris Staten	Sr.

LINEBACKERS

#	Name	Class
2	Corey Addison	Jr.
15	Qua Huzzie	Jr.
22	Dayshaun Matlock	Fr.
26	TJ Denson	Jr.
29	Chris Dansby	So.
32	Chris Scurry	R-Fr.
38	Darrell Smith	Jr.
39	Blake Salter	Jr.
46	T-Ray Malone	Fr.
50	Jesurun Kelly	Jr.
52	Sam Small	Sr.

DEFENSIVE BACKS

#	Name	Class
3	Brandon Wicks	Jr.
4	Josh Manning	Jr.
8	Julian Whitehead	Sr.
16	Aaron Gooch	Fr.
17	Tray Carr	Fr.
19	Jarius Williams	Sr.
20	Christian Duncan	R-Fr.
21	Darius Buck	Sr.
23	Darrian Skinner	Jr.
27	Brandon Hathaway	Fr.
28	Raquan Durrante	Jr.
28	Isaiah Farris	Fr.
29	Darian Yahyavi	Jr.
30	Cadarius Sanders	So.
35	William Higginson	Fr.
37	Eric Brown	Jr.

SPECIAL TEAMS

SPECIALISTS

#	Name	Class
40	Marc Wynstra	Fr.
41	Ron Pavlik	R-Fr.
42	Jordan Benton	So.
48	Tyler Presnell	Fr.
49	Carson Greifencamp	Fr.
83	Steven Mix	Jr.

Head Coach



CHRIS HATCHER

HEAD COACH | SECOND SEASON | 100-32 (.758) OVERALL RECORD

Very few schools in the country can boast the kind of coaching tradition that has taken up residence at Murray State University, especially in the last 25 years. Consider the men who in recent history have guided the Racers on the football field:

- **Mike Gottfried** left Murray State to coach at Kansas and Pittsburgh before becoming one of the top college football television analysts in the country while working for ESPN.
- **Frank Beamer** left Murray State for his alma mater, Virginia Tech, where he guided the Hokies to a spot in the national championship game against Florida State in 2000, earning several national coach of the year awards.
- **Houston Nutt** took the Racers to unprecedented heights before leaving to restore the winning tradition at Arkansas, and Ole Miss.

Now the torch is carried by a coach who has proven to be a winner and has all the makings of becoming the next Murray State football head coaching legend...**Chris Hatcher**.

The Chris Hatcher era officially began at Murray State, Dec. 21, 2009, when Director of Athletics Allen Ward introduced Hatcher as the 17th head coach in front of a standing-room only crowd inside the Murray Room.

Since arriving on campus, Hatcher has returned the Racer program back to its winning tradition, while also transforming Stewart Stadium into one of the premiere facilities in the country.

Hatcher and his coaching staff have been busy renovating the locker room, film room and weight room, while also building a new players lounge, equipped with all the top gaming devices, pool table and computers for school work and watching film.

Success has followed Hatcher throughout his career, as the former Division II National Player of the Year has garnered an overall record of 107-36 in his 12 years as a head coach. Included in those 12 seasons are six trips to the postseason, two appearances in the National Championship game and the 2004 Division II National Championship.

Hatcher's wide-open style of offense, known as the 'Hatch Attack,' quickly won the hearts of the Murray community, while giving opposing defensive coordinators nightmares.

In his first two years at MSU, the Racer offense has rewritten the record books. Powered by the first All-American quarterback in school history, Casey Brockman, the Racers have set 18 single-game records and have bolstered two of the top four passing offenses in school history.

The 2011 season saw the Racers go 7-4 and post back-to-back winning seasons for the first time since the 1999-2000 seasons. MSU closed the





The Hatcher File

PERSONAL

Birthdate _____ Feb. 18, 1973
 Birthplace _____ Macon, Ga.
 Hometown _____ Macon, Ga.
 Family: _____ wife, Lori
 _____ son, Ty
 _____ daughter, Talley

EDUCATION

High School _____ Mount de Sales Academy
 College _____ Valdosta State (1995)
 Degree _____ B.S./Health and Physical Education

PLAYING EXPERIENCE

1991-94 _____ Valdosta State

COACHING EXPERIENCE

2010-12 _____ Murray State, Head Coach
 2007-09 _____ Georgia Southern, Head Coach
 2000-06 _____ Valdosta State, Head Coach
 1999 _____ Kentucky, Assistant Coach
 _____ Quarterbacks/Wide Receivers
 1997-98 _____ Kentucky, Graduate Assistant
 _____ Quarterbacks
 1996 _____ Central Florida, Assistant Coach
 _____ Quarterbacks/Tight Ends
 1995 _____ Valdosta State, Student Assistant
 _____ Quarterbacks

NOTABLE

Inducted into the Division II Hall of Fame in 2005

2004 American Football Coaches Association
 National Coach of the Year

Led Valdosta State to the 2004 Division II National
 Championship

Four-time Atlanta Touchdown Club Coach of the
 Year

1994 CoSIDA Academic All-America of the Year

Led teams to six playoff appearances, including two
 appearances in the National Championship game

Served as the offensive coordinator for the East
 squad in the 2004 Hula Bowl

1994 recipient of the Harlon Hill Trophy (Division II
 Heisman)

Two-time All-American quarterback at Valdosta
 State (1993-94)

Set 29 passing records as the quarterback at
 Valdosta State

PROMINENT PUPILS

- Dusty Bonner (Valdosta State)
- Tim Couch (Kentucky)
- Daunte Culpepper (Central Florida)
- Jayson Foster (Georgia Southern)
- Lance Funderburk (Valdosta State)
- Marcus Harris (Murray State)
- Maurice Leggett (Valdosta State)
- Fabian Walker (Valdosta State)

season winning five of their final six games, including going on the road and knocking off nationally-ranked Tennessee Tech.

The Racer offense was among the most prolific in the nation as MSU ranked third in scoring offense, fourth in total offense and seventh in passing offense. The 5,070 yards of total offense marked the fifth time in school history the Racers amassed over 5,000 yards, while the 460.9 yards per game were the third-most all time.

The Racers also rushed for 152.27 yards per game, with Mike Harris accumulating seven 100-yard rushing performances on his way to becoming the 10th 1,000-yard rusher in school history.

The defense was not to be outdone as the Racers recorded their first shutout in seven years with a 39-0 victory over Mississippi Valley State. It also marked the first shutout on the road since 1986, and the first non-conference road shutout since the 1979 season.

In 2010, the Racer offense led the OVC in passing offense, total offense and scoring offense, while ranking fourth nationally in passing offense, fifth in total offense and fifth in scoring offense.

Hatcher is also one that is not scared to roll the dice as the Racers attempted and converted more fourth-down conversions than any other team in the FCS.

After getting off to a slow start, Hatcher led the Racers to a 52-16 victory over UT Martin that paved the way for a season-ending stretch that saw MSU win six of its final eight games.

The 'Hatch Attack' was on full display on Homecoming as the Racers set a modern-day scoring record, while racking up 816 yards in a thrilling come-from-behind, 72-59, victory over Missouri State. The offensive explosion helped the Racers set 25 school, conference or NCAA records, including becoming the first school in FCS history to have a 500-yard passer, 200-yard receiver and a 200-yard rusher in the same game.

Quarterback Casey Brockman, making his first start of the season, threw for a school-record 570 yards and seven touchdowns. Wide receiver Marcus Harris hauled in nine passes for 213 yards and a school-record five touchdowns, while running back Mike Harris had 30 carries for 212 yards and two touchdowns.

The Racers went on to win the final three games of the season, outscoring their opponents, 133-71. MSU finished the season with a 6-5 record, 5-3 in the OVC, to secure the first winning season since 2004.

The victory over Tennessee State in the season finale was the 100th in the career for Hatcher. The victory made Hatcher the fifth youngest coach, youngest in the 21st century, to record 100 coaching victories. At 37 years and 274 days at the time of the victory, Hatcher ranks just behind Pop Warner and ahead of Amos Alonso Stagg.

Youngest Coachest to 100 Victories

1. George Woodruff _____ 35 years-261 days
2. Elmer Layden _____ 37 years-175 days
3. Fielding Yost _____ 37 years-191 days
4. Pop Warner _____ 37 years-235 days
5. **Chris Hatcher _____ 37 years-274 days**
6. Amos Alonso Stagg _____ 38 years-51 days

Hatcher came to MSU after a three-year stint at Georgia Southern, where he led the Eagles to an 18-15 record and a 12-11 mark in the competitive Southern Conference.

In his first season with the Eagles in 2007, Hatcher led GSU to the second-best regular season turnaround in program history, a plus-4 improvement from 2006. The Eagles ranked among the national leaders

Head Coach

in various categories on offense, defense and special teams. He also coached five All-America players, including quarterback Jayson Foster, the second Walter Payton award winner at GSU.

The Eagles returned to the national rankings after a 14-week hiatus as the Hatcher era got off to a 4-1 start. GSU climbed as high as No. 11, after the Eagles recorded three-straight victories at No. 5 Appalachian State, ending the Mountaineers 30-game home winning streak, at home against No. 25 The Citadel and at No. 10 Wofford.

The prolific offense ranked first in rushing, eighth in total offense, eighth in scoring offense and 23rd in sacks allowed. The defense was 14th in turnover margin and 17th in fumbles recovered, while the special teams ranked 25th in net punting.

The 2008 season saw Hatcher guide the Eagles to the program's 25th winning season in 27 years.

In late October, the Eagles set an NCAA record for the largest fourth-quarter comeback as GSU erased a 31-3 deficit for a thrilling 38-31 overtime victory at Western Carolina. The OT contest was just the first of an NCAA record four overtime games played by the Eagles in 2008.

The 'Hatch Attack' provided impressive numbers in all three phases. The offense ranked 20th nationally in passing and scoring, while the defense ranked 26th in sacks and 22nd in tackles-for-loss. The special teams units finished 14th in punt returns and 36th in kickoff returns.

All of this was done as Hatcher and his staff were forced to play in upwards of 30 freshman on a consistent basis throughout the season. In all, five Eagles received all-league honors and seven freshman representing offense, defense and special teams were named to the inaugural SoCon All-Freshman Team.

Prior to his time at GSU, Hatcher molded Valdosta State into one of the most dominant teams in Division II.

The winningest coach in Blazers' history, Hatcher was 76-12 at his alma mater. When Hatcher took over as head coach in 2000, he wasted no time molding the Valdosta State program into the 'Hatch Attack'. In his first year back at VSU, Hatcher took a 4-7 squad the previous year and turned it around to a 10-2 record (8-1 in GSC action) and a berth in the Division II playoffs. He coached quarterback Dusty Bonner, who was a two-time winner of the Harlon Hill Trophy as the NCAA Division II Player of the Year, an award Hatcher won himself in 1994.

His 2001 and 2002 teams posted back-to-back undefeated records during the regular season, part of a Gulf South Conference record 35 straight victories during the regular season.

During the 2004 championship season, the Blazers lost their season-opener before rattling off 13 consecutive victories, capped by a 36-31 victory over Pittsburg State in the title game. Hatcher was named 'National Coach of the Year' by the American Football Coaches Association and was the offensive coordinator for the East squad at the Hula Bowl.

In 2005, Valdosta opened the season ranked No. 1 for four-straight weeks and saw the season culminate with a sixth-straight NCAA postseason appearance. Despite an 8-2 record in 2006, the 10th-ranked Blazers did not receive an invitation to the playoffs, marking the first time that occurred in the Hatcher era.

The 2006 team finished sixth nationally in passing offense (283 yards per game), 12th in scoring offense (34.9 ppg) and 19th in total offense (389.9 yards). However, Hatcher's teams have been successful in all three facets. The 2006 defense ranked 27th nationally in scoring defense (15.7 points allowed) while the special teams ranked third in punt returns (17.3 yards) and blocked seven kicks.

The Macon (Ga.) native spent one year as quarterbacks/tight ends coach at the University of Central Florida where he

worked with Miami Dolphins quarterback Daunte Culpepper. He then spent three years working with the quarterbacks at the University of Kentucky where he worked under former VSU head coach Hal Mumme. During his time with the Wildcats, he coached the No. 1 NFL draft pick, All-America quarterback Tim Couch.

While at UK, Hatcher and the Wildcats played in the 1999 Outback Bowl, the program's first New Year's Day Bowl in 47 years, then followed that the following year with a berth in the '99 Music City Bowl. It marked the first time the Wildcats had consecutive bowl appearances in 15 years.

Hatcher carried his success on the playing field to help him develop into one of the nation's winningest coaches. A two-time All-American quarterback at VSU (1993 and 1994), Hatcher threw for 11,363 yards and 121 touchdowns during his stellar career. During his senior year in 1994, he led the Blazers to their first postseason berth, advancing to the quarterfinals, and when it was all said and done set 29 VSU passing and total offense records.

Among the national records he once set were a 68.5 career completion percentage and streak of 20-straight completions in a game against New Haven. Hatcher held 14 Valdosta State, 13 Gulf South Conference and 17 Division II national records. He also started 41 consecutive games, posting a 29-10-2 record.

Not only did Hatcher excel on the field, he was just as successful in the classroom. Twice he received the Gulf South Conference's Commissioner's Trophy which is awarded to the league's Most Outstanding Student-Athlete. He finished his senior year by winning several national honors including: the NCAA Top Eight Award, the CoSIDA Academic All-America National Player of the Year and a postgraduate scholarship from the National Football Foundation and College Football Hall of Fame.

At the time when Hatcher won the Harlon Hill Trophy, he won by the second-largest voting margin in the then-19-year history of the award. Hatcher was also voted the GSC Football team of the 1990s.

The honors continued to add up even after his playing days. Hatcher was named to the Valdosta State University Athletic Hall of Fame in 2001, in his first year of eligibility. The personable head coach was also elected into the Macon Sports Hall of Fame the same year.

In 2005, Hatcher was inducted into the Division II Hall of Fame.

Hatcher graduated from Valdosta State in 1995 with a bachelor's degree in health and physical education.


He and his wife, Lori, also a graduate of VSU, are the parents of a son, Ty, and daughter, Talley.

Hatcher's Career Coaching Record

Year	School	Coaching Position	Record
2011	Murray State	Head Coach	7-4
2010	Murray State	Head Coach	6-5
2009	Georgia Southern	Head Coach	5-6
2008	Georgia Southern	Head Coach	6-5
2007	Georgia Southern	Head Coach	7-4
2006	Valdosta State	Head Coach	8-2
2005	Valdosta State	Head Coach	9-3
2004	Valdosta State	Head Coach	13-1
2003	Valdosta State	Head Coach	10-2
2002	Valdosta State	Head Coach	14-1
2001	Valdosta State	Head Coach	12-1
2000	Valdosta State	Head Coach	10-2
Totals	10 years		107-36 (.748)
AT MUR	2 years		13-9

2012 Season Recaps

Sept. 1 • Doak Campbell Stadium • Tallahassee, Fla.

	MURRAY STATE	3
	#7 FLORIDA STATE	69

TALLAHASSEE, Fla. -- Murray State opened the 2012 season against one of the top teams in college football, when they traveled to face #7 Florida State. The Racers battled early before being worn down in the second half, falling 69-3.

The Racers put together a pair of first-half drives that went deep into Seminole territory. MSU was not able to reach the endzone on either trip, and only managed to get a 28-yard field goal from Jordan Benton.

All-American quarterback Casey Brockman finished the game 19-for-36 for 117 yards. Junior Walter Powell tied a career high with nine receptions for 62 yards.

Freshman Pokey Harris led the Racers ground game as he rushed for 27 yards on nine carries.

Safeties Brandon Wicks and Darian Yahyavi led the Racer defense as they posted eight tackles each. Yahyavi also recovered a fumble on a punt.

Cornerback Josh Manning recorded the first turnover of the season as he intercepted a pass in the second quarter.

Scoring Summary	1	2	3	4	F
Murray State	0	3	0	0	3
Florida State	14	14	20	21	69

1st Quarter

13:31 FSU - Greene 47 yd punt return (Hopkins kick)
5:05 FSU - Pryor 1 yd run (Hopkins kick)

2nd Quarter

6:47 FSU - Pryor 18 yd run (Hopkins kick)
4:37 MUR - Benton 28 yd field goal
0:39 FSU - Shaw 6 yd pass from Manuel (Hopkins kick)

3rd Quarter

12:57 FSU - Wilder 9 yd run (Hopkins kick)
9:27 FSU - Hopkins 23 yd field goal
7:53 FSU - Pryor 1 yd run (Hopkins kick)
1:37 FSU - Hopkins 30 yd field goal

4th Quarter

10:24 FSU - Smiley 1 yd run (Hopkins kick)
6:01 FSU - Wilder 7 yd run (Hopkins kick)
1:51 FSU - Smiley 1 yd run (Hopkins kick)

Team Statistics	MUR	FSU
First Downs	9	28
Rush Att.-Net Yards	32-39	42-285
Passing C-A-Int.	19-38-1	25-35-1
Net Passing Yards	117	321
Offensive Plays	70	77
Total Offense	156	606
Fumbles-Lost	2-2	1-1
Penalties-Yards	5-36	3-40
Punts-Average	9-40.8	3-34.3
3rd Down Conversion	3-18	5-10
Time of Possession	29:24	30:36

Rushing

MUR-Harris 9-27, Brady 7-14, Morrow 4-9, Phillips 1-3, Humphries 1-3, Brockman 10(-17); FSU-Wilder 12-106, Freeman 10-64, Manuel 5-38, Thompson 6-32, Pryor 5-28, Smiley 3-14, Trickett 1-3.

Passing


MUR-Brockman 19-36-1-117-0, Humphries 0-2-0-0-0; FSU- Manuel 16-22-1-188-1, Trickett 8-11-0-117-0, Coker 1-2-0-16-0.

Receiving

MUR-Powell 9-62, Watkins 3-25, Hayes 2-9, Brady 2(-4), Griffin 1-14, Davis 1-7, Morrow 1-4; FSU-Shaw 4-82, Greene 4-42, Benjamin 3-50, Haggins 3-34, O'Leary 2-33, Dent 2-32, Green 2-23, Smith 2-4, Smiley 1-12, Wilder 1-6, Haplea 1-3.

ATT: 70,047

Sept. 8 • Stewart Stadium • Murray, Ky.

	#20 CENTRAL ARK	42
	MURRAY STATE	20

MURRAY, Ky. -- The Murray State offense ran 97 plays and racked up 537 yards, but it was three costly turnovers in the red zone that proved to be the difference as the Racers fell 42-20 to #20 Central Arkansas.

The Racers got down early, but used a Duane Brady three-yard touchdown run in the second quarter pull within seven.

The Bears extended the lead to 21 points before Casey Brockman found Dontel Watkins for a 70-yard touchdown in the second quarter. MSU got the ball back late in the half, and drove into the red zone before throwing an interception.

The second half start with the Racers marching down the field and scoring on a Jordan Morrow 14-yard reception from Spencer Phillips.

UCA used a 72-yard punt return to extend its lead back to double digits in the third quarter. The Racers continued to drive the ball down the field, but were never able to get back into the endzone.

Brockman finished the day by going 41-for-63 for 445 yards and a touchdown. Ja-Vonta Trotter hauled in 11 passes for 92 yards.

Linebacker Qua Huzzie led the defense with nine tackles, including four tackles-for-loss, and an interception.

Scoring Summary	1	2	3	4	F
Central Arkansas	14	14	7	7	42
Murray State	0	13	7	0	20

1st Quarter

11:02 UCA - Grandy 18 yd pass from Smothers (Camara kick)
2:38 UCA - Lasker 10 yd pass from Smothers (Camara kick)

2nd Quarter

14:29 MUR - Brady 3 yd run (Benton kick)
12:03 UCA - Lewis 3 yd pass from Smothers (Camara kick)
8:58 UCA - Croom 74 yd pass from Smothers (Camara kick)
8:47 MUR - Watkins 70 yd pass from Brockman (kick failed)

3rd Quarter

11:52 MUR - Morrow 14 yd pass from Phillips (Benton kick)
6:58 UCA - Grandy 72 yd punt return (Camara kick)

4th Quarter

5:51 UCA - Hart 12 yd pass from Smothers (Camara kick)

Team Statistics	UCA	MUR
First Downs	24	34
Rush Att.-Net Yards	29-30	31-67
Passing C-A-Int.	33-43-1	43-66-3
Net Passing Yards	393	470
Offensive Plays	72	97
Total Offense	423	537
Fumbles-Lost	2-0	0-0
Penalties-Yards	10-79	12-96
Punts-Average	5-40.6	5-38.8
3rd Down Conversion	5-15	7-18
Time of Possession	30:11	29:49

Rushing

MUR-Brady 8-28, Morrow 9-23, Brockman 14-16; UCA-Smothers 8-21, Hinton 8-10, Matthews 1-6, Bobo 6-1, Blackmon 2(-2).

Passing


MUR-Brockman 41-63-3-445-1, Phillips 1-1-0-14-1, Harness 1-1-0-11-0, Benton 0-1-0-0-0; UCA- Smothers 31-41-1-358-5, Howard 2-2-0-35-0.

Receiving

MUR-Trotter 11-92, Powell 7-88, Robertson 6-35, Morrow 5-22, Griffin 4-71, Davis 3-44, Brady 3-30, Watkins 1-70, Brockman 1-11, Beauford 1-7, Rice 1-0; UCA-Croom 10-184, Lewis 8-49, Grandy 6-73, Lasker 4-55, Hart 1-12, Bobo 1-12, Hinton 1-7, Soft 1-6, Blackmon 1(-5).

ATT: 9,848

Sept. 15 • Plaster Complex • Springfield, Mo.

	MURRAY STATE	28
	MISSOURI STATE	23

SPRINGFIELD, Mo. -- Murray State used a solid defensive effort, and a last-minute interception from Brandon Wicks to earn its first victory of the season, 28-23, on the road at Missouri State.

After a scoreless first quarter, Duane Brady got the Racers on the board with a six-yard touchdown run.

The Racers stopped the Bears on a fake punt and turned it into points as Casey Brockman hit Nevar Griffin on a 16-yard touchdown.

The Bears scored 17-straight points to take the lead, but the Racers responded with a scoring drive that culminated with a Brockman one-yard TD run.

The Bears answered yet again with a touchdown run, but the Racers took the momentum back with Josh Manning's blocked extra point.

Brockman led the Racers down the field on the game-winning drive and found Jaamal Berry for a 15-yard touchdown.

The defense gave up some yards in the fourth, but made a pair of stops when needed. Wicks' interception with less than a minute remaining sealed the victory.

Brockman finished 41-for-59 for 313 yards and two touchdowns. Walter Powell had 12 grabs for 90 yards.

Berry saw his first action of the season and had eight carries for 41 yards, and four catches for 44 yards.

Scoring Summary	1	2	3	4	F
Murray State	0	14	7	7	28
Missouri State	0	7	16	0	23

2nd Quarter

7:25 MUR - Brady 3 yd run (Benton kick)
3:14 MUR - Griffin 16 yd pass from Brockman (Benton kick)
2:04 MSU - Scott 2 yd run (Witmer kick)

3rd Quarter

11:42 MSU - Burton 32 yd pass from Glaser (Witmer kick)
4:55 MSU - Witmer 22 yd field goal
2:18 MUR - Brockman 1 yd run (Benton kick)
1:22 MSU - Glaser 6 yd run (kick blocked)

4th Quarter

14:20 MUR - Berry 15 yd pass from Brockman (Benton kick)

Team Statistics	MUR	MSU
First Downs	26	20
Rush Att.-Net Yards	39-83	31-104
Passing C-A-Int.	42-60-0	28-50-2
Net Passing Yards	316	337
Offensive Plays	99	81
Total Offense	399	441
Fumbles-Lost	2-1	1-1
Penalties-Yards	7-131	4-45
Punts-Average	10-37.9	7-45.1
3rd Down Conversion	9-22	5-17
Time of Possession	32:20	27:40

Rushing

MUR-Brady 14-47, Berry 8-41, Morrow 5-33, Phillips 1(-2), Brockman 10(-31); MSU-Heaston 11-66, Scott 13-46, Sullens 1-4, Glaser 6(-10).

Passing

MUR-Brockman 41-59-0-313-2, Phillips 1-1-0-3-0; MSU-Glaser 28-50-2-337-1.

Receiving

MUR-Powell 12-90, Morrow 5-9, Berry 5-44, Griffin 3-52, Watkins 3-38, Davis 3-28, Trotter 3-12, Brady 3-11, Robertson 3-9, Harness 2-19, Brown 1-4; MSU-Buford 9-112, Burton 5-66, Dotson 4-41, Thayer 4-37, Heaston 3-74, Williams 2-11, Scott 1(-4).

ATT: 10,002

2012 Season Recaps

Sept. 22 • O'Brien Field • Charleston, Ill.		
	MURRAY STATE	49
	EASTERN ILLINOIS	50

CHARLESTON, Ill. -- Eastern Illinois converted a two-point conversion in overtime to hand Murray State a 50-49 defeat Saturday evening.

The Racers scored on their overtime possession as Jaamal Berry went in from one-yard out.

The Panthers responded by converting a pair of fourth downs before reaching the endzone. They went for the win and went to a trick play to just barely get into the endzone.

MSU overcame a shaky start to score 29-straight points to take a 36-20 lead in the third quarter.

EIU battled back to take a three-point lead before Jordan Benton tied the game with a 21-yard field goal.

Benton tied a school record by connecting on all five of his field goal attempts.

Walter Powell led the offense with 13 catches for 142 yards, while Jordan Morrow added five catches for 70 yards and a score.

Casey Brockman went 43-for-64 for 423 yards and a pair of touchdowns.

Scoring Summary	1	2	3	4	OT	F
Murray State	13	20	6	3	7	49
Eastern Illinois	20	0	14	8	8	50

1st Quarter

12:38 EIU - Lora 10 yd pass from Garoppolo (Berra kick)
 10:54 EIU - Lora 23 yd pass from Garoppolo (Berra kick)
 8:30 MUR - Brockman 1 yd run (Benton kick)
 6:38 EIU - Lora 37 yd pass from Wright (rush failed)
 3:54 MUR - Griffin 3 yd pass from Brockman (rush failed)

2nd Quarter

11:58 MUR - Morrow 15 yd pass from Brockman (Benton kick)
 9:58 MUR - Benton 39 yd field goal
 4:12 MUR - Berry 2 yd run (Benton kick)
 :08 MUR - Benton 30 yd field goal

3rd Quarter

12:53 MUR - Benton 35 yd field goal
 10:47 EIU - Wise 8 yd pass from Garoppolo (Berra kick)
 6:16 EIU - Watkins 12 yd run (Berra kick)
 2:34 MUR - Benton 36 yd field goal

4th Quarter

14:33 EIU - Walker 3 yd run (Wright pass from Garoppolo)
 5:11 MUR - Benton 21 yd field goal

Overtime

15:00 MUR - Berry 1 yd run (Benton kick)
 15:00 EIU - Watkins 9 yd pass from Garoppolo (Wise-Wright)

Team Statistics	MUR	EIU
First Downs	35	35
Rush Att.-Net Yards	46-151	38-138
Passing C-A-Int.	43-64-0	40-62-0
Net Passing Yards	423	430
Offensive Plays	110	100
Total Offense	574	568
Fumbles-Lost	2-1	9-2
Penalties-Yards	13-109	17-109
Punts-Average	2-43.0	6-38.7
3rd Down Conversion	6-18	9-21
Time of Possession	35:07	24:53

Rushing

MUR-Brady 16-72, Berry 12-40, Brockman 14-31, Robertson 2-12, Morrow 1-0; EIU-Walker 22-102, Duncan 8-27, Garoppolo 8-9.

Passing

MUR-Brockman 43-64-0-423-2; EIU- Garoppolo 39-60-0-393-5, Wright 1-2-0-37-1.

Receiving

MUR-Powell 13-142, Morrow 5-70, Watkins 5-54, Robertson 4-37, Brady 4-33, Berry 4-32, Griffin 4-25, Trotter 3-18, Davis 1-12; EIU-Lora 21-269, Wright 10-98, Watkins 4-29, Wise 3-25, Walker 2-9.

ATT: 5,319

Sept. 29 • Stewart Stadium • Murray, Ky.		
	TENN TECH	35
	MURRAY STATE	70

MURRAY, Ky. -- Junior Walter Powell caught a first quarter touchdown, and returned a punt 70 yards for a touchdown to help propel Murray State to a 70-35 victory over Tennessee Tech.

Powell finished the day with 10 catches for 162 yards and a touchdown. He also averaged 28 yards on three punt returns.

Running back Duane Brady rushed for 72 and three touchdowns, while Jaamal Berry ran for 142 yards and a score as the offense put up 211 yards on the ground.

Brockman finished the game 32-for-38 for 381 yards and a pair of scores. Dontel Watkins was on the receiving end of the second touchdown, a 51-yard hook up in the second quarter.

Freshman Jeremy Harness found the endzone for the first time in his career on a seven-yard touchdown on a double reverse.

Cornerback Julian Whitehead returned an interception for a touchdown on the Golden Eagles first play of the second half.

Scoring Summary	1	2	3	4	F
Tennessee Tech	7	14	7	7	35
Murray State	28	21	14	7	70

1st Quarter

13:05 MUR - Powell 14 yd pass from Brockman (Benton kick)
 11:00 TTU - Matthews 18 yd pass from Lamb (Sharp kick)
 8:07 MUR - Brockman 1 yd run (Benton kick)
 3:02 MUR - Harness 7 yd run (Benton kick)
 1:02 MUR - Powell 70 yd punt return (Benton kick)

2nd Quarter

13:35 MUR - Brady 3 yd run (Benton kick)
 9:21 MUR - Berry 25 yd run (Benton kick)
 3:41 TTU - Golden 14 yd run (Sharp kick)
 2:33 MUR - Watkins 51 yd pass from Brockman (Benton kick)
 2:20 TTU - Vanlier 94 yd kickoff return (Sharp kick)

3rd Quarter

12:52 MUR - Whitehead 18 yd interception return (Benton kick)
 4:53 TTU - Wilson 7 yd pass from Lamb (Sharp kick)
 2:35 MUR - Brady 12 yd run (Benton kick)

4th Quarter

12:28 MUR - Brady 25 yd run (Benton kick)
 0:01 TTU - Cates 9 yd pass from Ston (Sharp kick)

Team Statistics	TTU	MUR
First Downs	19	30
Rush Att.-Net Yards	39-163	40-211
Passing C-A-Int.	21-38-1	34-40-0
Net Passing Yards	298	388
Offensive Plays	77	80
Total Offense	461	599
Fumbles-Lost	1-1	3-1
Penalties-Yards	9-80	0-0
Punts-Average	9-43.3	6-45.5
3rd Down Conversion	5-16	8-15
Time of Possession	31:55	28:05

Rushing

MUR-Berry 13-142, Brady 12-72, Harness 1-7, Harris 5-0, Humphries 2-(-5), Brockman 7-(-5); TTU-Golden 9-63, Urbano 9-44, Annoor 10-35, Stone 2-25, Hudson 1-3, Lamb 7-(-5).

Passing

MUR-Brockman 32-38-0-381-2, Humphries 2-2-0-7-0; TTU-Lamb 19-30-1-278-2, Stone 2-8-0-20-1.

Receiving

MUR-Powell 10-162, Griffin 5-55, Watkins 4-92, Robertson 3-24, Brady 3-20, Berry 3-6, Davis 2-15, Beauford 2-8, Morrow 2-6; TTU-Rogers 5-58, Vanlier 4-24, Matthews 3-119, Plemons 2-21, Wilson 2-19, Cates 2-15, Urbano 1-27, Belew 1-11, Bush 1-4.

ATT: 9,794

Oct. 6 • Governors Stadium • Clarksville, Tenn.		
	MURRAY STATE	52
	AUSTIN PEAY	14

CLARKSVILLE, Tenn. -- Casey Brockman completed 17-straight passes to start the game, and went on to throw five touchdowns, in leading Murray State to a 52-14 victory over Austin Peay.

Brockman went 38-for-43 for 455 yards and five touchdowns to set a new MSU record for career touchdown passes with 55.

He got off to a hot start by throwing a 16-yard touchdown pass to Walter Powell on the first possession, and follow it up with a 38-yard scoring strike to Duane Brady on the next possession.

Jordan Benton kicked a 21-yard field goal in the second quarter, before Brockman closed out the half with a 12-yard touchdown pass to Ja-Vonta Trotter.

Brady got the Racer offense going in the third quarter with an 11-yard touchdown run.

The fourth quarter started with Dontel Watkins hauling in an eight-yard touchdown, and Powell came back with a 71-yard catch and run for a score.

Backup quarterback KD Humphries threw his first career touchdown pass on his first drive as he hit Watkins running across the endzone from nine-yards out.

Powell had his third-straight 100-yard performance with nine catches for 172 yards and a pair of scores. Watkins added six catches for 70 yards and two scores.

Scoring Summary	1	2	3	4	F
Murray State	14	10	7	21	52
Austin Peay	0	14	0	0	14

1st Quarter

13:04 MUR - Powell 16 yd pass from Brockman (Benton kick)
 9:43 MUR - Brady 38 yd pass from Brockman (Benton kick)

2nd Quarter

10:27 APSU - Williams 32 yd run (Stansell kick)
 5:05 MUR - Benton 21 yd field goal
 0:59 APSU - Oliver 8 yd pass from Ryan (Stansell kick)
 0:21 MUR - Trotter 12 yd pass from Brockman (Benton kick)

3rd Quarter

11:55 MUR - Brady 11 yd run (Benton kick)

4th Quarter

14:55 MUR - Watkins 8 yd pass from Brockman (Benton kick)
 9:32 MUR - Powell 71 yd pass from Brockman (Benton kick)
 6:03 MUR - Watkins 9 yd pass from Humphries (Wynstra kick)

Team Statistics	MUR	APSU
First Downs	29	22
Rush Att.-Net Yards	27-64	38-152
Passing C-A-Int.	38-43-0	25-41-0
Net Passing Yards	485	241
Offensive Plays	72	79
Total Offense	549	393
Fumbles-Lost	2-0	1-0
Penalties-Yards	3-24	2-30
Punts-Average	4-35.5	6-42.2
3rd Down Conversion	6-11	7-18
Time of Possession	24:36	35:24

Rushing

MUR-Harris 2-28, Berry 8-21, Brady 4-17, Brockman 7-11, Humphries 1-10, Morrow 2-(-11); APSU-Williams 21-110, Oliver 12-38, Sexton 2-6, Ryan 3-(-2).

Passing

MUR-Brockman 38-43-0-455-5, Humphries 2-2-0-30-1; APSU- Ryan 25-40-0-241-1.

Receiving

MUR-Powell 9-172, Watkins 6-70, Robertson 5-48, Morrow 5-32, Brady 4-49, Trotter 3-39, Berry 3-15, Davis 2-29, Beauford 2-15, Harness 1-16; APSU-Start 10-125, Clack 4-41, Oliver 4-23, Adams 3-17, Williams 2-11, Embry 1-18, Lemon 1-6.

ATT: 3,818

Oct. 13 • Stewart Stadium • Murray, Ky.		
	UT MARTIN	66
	MURRAY STATE	59

MURRAY, Ky. -- Casey Brockman threw for 537 yards and a school-record eight touchdowns, but a pair of costly first-quarter turnovers proved to be the difference as Murray State fell 66-59 to UT Martin.

Brockman also tied his own conference record with 45 completions on 67 attempts. The eight TD passes broke Brockman's own school record of seven that he set in each of the last two seasons.

The Racers overcame a 25-point first-half deficit and pulled within a touchdown late in the fourth, but a fourth-down pass was knocked away, securing the victory for the Skyhawks.

Walter Powell continued his strong season with 14 catches for 196 and three touchdowns. Dontel Watkins added seven catches for 149 yards and a score. Ja-Vonta Trotter added a pair of touchdown grabs.

Duane Brady had his first 100-yard performance of the season after rushing for 112 yards on 18 carries. Jaamal Berry added 84 yards on 14 carries.

Scoring Summary	1	2	3	4	F
UT Martin	28	14	17	7	66
Murray State	10	21	7	21	59

1st Quarter

13:31 UTM - Williams 42 yd interception return (Sandlin kick)
 11:07 MUR - Benton 27 yd field goal
 8:26 UTM - Butler 22 yd pass from Carr (Sandlin kick)
 6:02 MUR - Robertson 5 yd pass from Brockman (Benton kick)
 3:57 UTM - Sims 15 yd pass from Carr (Sandlin kick)
 2:04 UTM - Sims 22 yd pass from Carr (Sandlin kick)

2nd Quarter

14:39 UTM - Butler 34 yd pass from Carr (Sandlin kick)
 10:17 MUR - Trotter 22 yd pass from Brockman (Benton kick)
 2:58 MUR - Powell 19 yd pass from Brockman (Benton kick)
 0:38 UTM - Butler 17 yd pass from Carr (Sandlin kick)
 0:10 MUR - Powell 30 yd pass from Brockman (Benton kick)

3rd Quarter

12:30 UTM - Butler 42 yd pass from Carr (Sandlin kick)
 10:33 MUR - Powell 11 yd pass from Brockman (Benton kick)
 7:37 UTM - Thompson 34 yd pass from Carr (Sandlin kick)
 1:12 UTM - Sandlin 22 yd field goal

4th Quarter

12:36 MUR - Harness 0 yd fumble recovery (Benton kick)
 6:32 MUR - Trotter 9 yd pass from Brockman (Benton kick)
 1:19 UTM - McNeil 9 yd run (Sandlin kick)
 0:03 MUR - Watkins 11 yd pass from Brockman (Benton kick)

Team Statistics	UTM	MUR
First Downs	35	40
Rush Att.-Net Yards	34-133	37-210
Passing C-A-Int.	42-46-0	45-67-1
Net Passing Yards	560	537
Offensive Plays	80	104
Total Offense	693	747
Fumbles-Lost	1-0	2-1
Penalties-Yards	7-41	3-20
Punts-Average	2-35.5	2-46.5
3rd Down Conversion	5-10	11-20
Time of Possession	32:41	27:19

Rushing

MUR-Brady 18-112, Berry 14-84, Brockman 5-14; UTM-McNeil 11-62, Barksdale 10-41, McNair 9-38, Carr 2-0.


Passing

MUR-Brockman 45-67-1-537-8; UTM-Carr 42-46-0-560-7.

Receiving

MUR-Powell 14-196, Brady 8-61, Watkins 7-149, Robertson 4-52, Trotter 4-45, Berry 3-16, Griffin 2-12, Davis 1-6, Harness 1-4, Morrow 1-(-4); UTM-Sims 12-146, Butler 8-177, Thompson 7-116, Davis 5-37, McNair 4-40, Barfield 3-28, Barksdale 3-16.

ATT: 9,597

Oct. 27 • Snow Stadium • Jacksonville, Ala.		
	MURRAY STATE	
	JAX STATE	

JACKSONVILLE, Ala. --

Nov. 3 • Stewart Stadium • Murray, Ky.		
	TENN STATE	
	MURRAY STATE	

MURRAY, Ky. --

2012 Season Recaps

Nov. 10 • Roy Kidd Stadium • Richmond, Ky.



MURRAY STATE

EASTERN KENTUCKY

RICHMOND, Ky. --

Nov. 17 • Stewart Stadium • Murray, Ky.



SEMO

MURRAY STATE

MURRAY, Ky. --



Individual Game-by-Game

Rushing (Att.-Yards-TD)

	FSU	UCA	MOST	EIU	TTU	APSU	UTM	JSU	TSU	EKU	SEMO
Jaamal Berry	DNP	DNP	8-41-0	12-40-2	13-142-1	8-21-0	14-84-0				
Duane Brady	7-14-0	8-28-1	14-47-1	16-72-0	12-72-3	4-17-1	18-112-0				
Casey Brockman	10-(-17)-0	14-16-0	10-(-31)-1	14-31-1	7-(-5)-1	7-11-0	5-14-0				
Jeremy Harness	0-0-0	0-0-0	0-0-0	0-0-0	1-7-1	0-0-0	0-0-0				
Pokey Harris	9-27-0	0-0-0	0-0-0	0-0-0	5-0-0	2-28-0	0-0-0				
KD Humphries	1-3-0	DNP	DNP	DNP	2-(-5)-0	1-10-0	DNP				
Jordan Morrow	4-9-0	9-23-0	5-33-0	1-0-0	0-0-0	2-(-11)-0	0-0-0				
Spencer Phillips	1-3-0	0-0-0	1-(-2)-0	DNP	DNP	DNP	0-0-0				

Receiving (Rec.-Yards-TD)

	FSU	UCA	MOST	EIU	TTU	APSU	UTM	JSU	TSU	EKU	SEMO
HB Beauford	DNP	1-7-0	0-0-0	0-0-0	2-8-0	2-15-0	0-0-0				
Jaamal Berry	DNP	DNP	4-44-1	4-32-0	3-6-0	3-15-0	3-16-0				
Duane Brady	2-(-4)-0	3-30-0	3-11-0	4-33-0	3-20-0	4-49-1	8-61-0				
Casey Brockman	0-0-0	1-11-0	0-0-0	0-0-0	0-0-0	0-0-0	0-0-0				
Josh Brown	0-0-0	0-0-0	1-4-0	0-0-0	0-0-0	0-0-0	0-0-0				
Janawski Davis	1-7-0	3-44-0	3-28-0	1-12-0	2-15-0	2-29-0	1-6-0				
Nevar Griffin	1-14-0	4-71-0	3-52-1	4-25-1	5-55-0	0-0-0	2-12-0				
Jeremy Harness	0-0-0	0-0-0	2-19-0	0-0-0	0-0-0	1-16-0	1-4-1				
Anthony Hayes	2-9-0	0-0-0	0-0-0	0-0-0	0-0-0	0-0-0	0-0-0				
Jordan Morrow	1-4-0	5-22-1	5-9-0	5-70-1	2-6-0	5-32-0	1-(-4)-0				
Walter Powell	9-62-0	7-88-0	12-90-0	13-142-0	10-162-1	9-172-1	14-196-3				
Paul Rice	DNP	1-0-0	DNP	DNP	0-0-0	0-0-0	0-0-0				
Patrick Robertson	0-0-0	6-35-0	3-9-0	4-37-0	3-24-0	5-48-0	4-52-1				
Ja-Vonta Trotter	0-0-0	11-92-0	3-12-0	3-18-0	DNP	3-39-1	4-45-2				
Dontel Watkins	3-25-0	1-70-1	3-38-0	5-54-0	4-92-1	6-70-2	7-149-1				

Passing (Comp.-Att.-Int.-Yards-TD)

	#12 Casey Brockman	#13 Spencer Phillips	#18 KD Humphries
at Florida State	19-36-1-117-0	0-0-0-0-0	0-2-0-0-0
Central Arkansas	41-63-3-445-1	1-1-0-14-1	DNP
at Missouri State	41-59-0-313-2	1-1-0-3-0	DNP
at Eastern Illinois	43-64-0-423-2	DNP	DNP
Tennessee Tech	32-38-0-381-2	DNP	2-2-0-7-0
at Austin Peay	38-43-0-455-5	DNP	2-2-0-30-1
UT Martin	45-67-1-537-9	DNP	DNP
at Jacksonville State			
Tennessee State			
at Eastern Kentucky			
Southeast Missouri			

Punting/Field Goals (Punts-Avg./FGM-FGA)

	#83 Steven Mix P	#42 Jordan Benton FG
at Florida State	9-40.8	1-2
Central Arkansas	5-38.8	0-1
at Missouri State	10-37.9	0-0
at Eastern Illinois	2-43.0	5-5
Tennessee Tech	6-45.5	0-0
at Austin Peay	4-35.5	1-1
UT Martin	2-46.5	1-1
at Jacksonville State		
Tennessee State		
at Eastern Kentucky		
Southeast Missouri		

Team Game-by-Game

Game	Score	First Downs	Time of Possession	Rushing (No-Yds-TD)	Passing (Cmp-Att-Int-Yds-TD)	Total Offense (Plays-Yds-TD)	3rd Down Conv.	Fumbles-Lost
MURRAY STATE	3	9	29:24	32-39-0	19-38-1-117-0	70-156-0	3-18	2-2
at Florida State	69	28	30:36	42-285-7	25-35-1-321-1	77-606-8	5-10	1-1
MURRAY STATE	20	34	29:49	31-67-1	43-66-3-470-2	97-537-3	7-18	0-0
Central Arkansas	42	24	30:11	29-30-0	33-43-1-393-5	72-423-5	5-15	2-0
MURRAY STATE	28	26	32:20	39-83-2	42-60-0-316-2	99-399-4	9-22	2-1
at Missouri State	23	20	27:40	31-104-2	28-50-2-337-1	81-441-3	5-17	1-1
MURRAY STATE	49	35	35:07	46-151-3	43-64-0-423-2	110-574-5	6-18	2-1
at Eastern Illinois	50	35	24:53	38-138-1	40-62-0-430-6	100-568-7	9-21	9-2
MURRAY STATE	70	30	28:05	40-211-6	34-40-0-388-2	80-599-8	8-15	3-1
Tennessee Tech	35	19	31:55	39-163-1	21-38-1-298-3	77-461-4	5-16	1-1
MURRAY STATE	52	29	24:36	27-64-1	40-45-0-485-6	72-549-7	6-11	2-0
at Austin Peay	14	22	35:24	38-152-1	25-41-0-241-1	79-393-2	7-18	1-0
MURRAY STATE	59	40	27:19	37-210-0	45-67-1-537-8	104-747-8	11-20	2-1
UT Martin	66	35	32:41	34-133-1	42-46-0-560-7	80-693-8	5-10	1-0
MURRAY STATE								
at Jacksonville State								
MURRAY STATE								
Tennessee State								
MURRAY STATE								
at Eastern Kentucky								
MURRAY STATE								
Southeast Missouri								



Plays From Scrimmage 20 Yards

Running Plays (7)

Yds	Rusher	Opponent
35	Jaamal Berry	Tennessee Tech
25	Duane Brady (TD)	Tennessee Tech
25	Jaamal Berry (TD)	Tennessee Tech
21	Jaamal Berry	Tennessee Tech
24	Pokey Harris	Austin Peay
42	Jaamal Berry	UT Martin
21	Duane Brady	UT Martin

Passing Plays (28)

Yds	Receiver	Opponent
70	Dontel Watkins (TD)	Central Arkansas
29	Nevar Griffin	Central Arkansas
22	Janawski Davis	Central Arkansas
22	Walter Powell	Central Arkansas
20	Nevar Griffin	Central Arkansas
33	Nevar Griffin	Missouri State
23	Dontel Watkins	Missouri State
28	Walter Powell	Eastern Illinois
25	Patrick Robertson	Eastern Illinois
23	Jordan Morrow	Eastern Illinois
22	Jordan Morrow	Eastern Illinois
20	Walter Powell	Eastern Illinois
51	Dontel Watkins (TD)	Tennessee Tech
40	Walter Powell	Tennessee Tech
34	Walter Powell	Tennessee Tech
22	Dontel Watkins	Tennessee Tech
71	Walter Powell (TD)	Austin Peay
44	Dontel Watkins	Austin Peay
38	Duane Brady (TD)	Austin Peay
23	Ja-Vonta Trotter	Austin Peay
22	Walter Powell	Austin Peay
21	Janawski Davis	Austin Peay
36	Dontel Watkins	UT Martin
30	Patrick Robertson	UT Martin
30	Walter Powell (TD)	UT Martin
27	Dontel Watkins	UT Martin
23	Walter Powell	UT Martin
22	Ja-Vonta Trotter (TD)	UT Martin

Returns 20 Yards

Kickoff Returns (9)

Yds	Returner	Opponent
33	Patrick Robertson	Florida State
23	Jordan Morrow	Central Arkansas
20	Patrick Robertson	Central Arkansas
37	Walter Powell	Missouri State
26	Walter Powell	Missouri State
34	Walter Powell	Eastern Illinois
34	Walter Powell	Tennessee Tech
31	Patrick Robertson	Tennessee Tech
44	Walter Powell	Austin Peay

Punt Returns (2)

Yds	Returner	Opponent
35	Walter Powell	Eastern Illinois
70	Walter Powell (TD)	Tennessee Tech

Interception Returns (1)

Yds	Returner	Opponent
33	Jarius Williams	Missouri State

Fumble Returns (1)

Yds	Returner	Opponent
50	Darrian Skinner	Tennessee Tech

20 or More Yards By Player

Player	No.	TD	R	P	KR	PR	IR
Powell, W.	16	3	0	9	5	2	0
Watkins, D.	7	2	0	7	0	0	0
Robertson, P.	5	0	0	2	3	0	0
Berry, J.	4	1	4	0	0	0	0
Brady, D.	3	2	2	1	0	0	0
Morrow, J.	3	0	0	2	1	0	0
Griffin, N.	3	0	0	3	0	0	0
Trotter, J.	2	1	0	2	0	0	0
Davis, J.	2	0	0	2	0	0	0
Williams, J.	1	0	0	0	0	0	1
Harris, P.	1	0	1	0	0	0	0
Skinner, D.	1	0	0	0	0	0	1*
Total	48	9	7	28	9	2	1

* - fumble return

Longest Plays By the Numbers

Longest Play by Yards	No.	TD
100+	0	0
90-99	0	0
80-89	0	0
70-79	3	3
60-69	0	0
50-59	2	1
40-49	4	0
30-39	14	2
20-29	25	3

Longest Play by Yards	No.	TD
Rushing	7	2
Passing	28	6
Punt Returns	2	1
Kick Returns	9	0
Interceptions	1	0
Fumble Returns	1	0
Other	0	0
Total	48	9

Longest Plays of the Year

Rushing

42 Jaamal Berry vs. UT Martin (10/13)

Rushing Touchdown

25 Duane Brady vs. Tennessee Tech (9/29)
Jaamal Berry vs. Tennessee Tech (9/29)

Passing

71 Walter Powell from Casey Brockman vs. Austin Peay (10/6)

Passing Touchdown

71 Walter Powell from Casey Brockman vs. Austin Peay (10/6)

Punt Return

70 Walter Powell vs. Tennessee Tech (9/29)

Kickoff Return

44 Walter Powell vs. Austin Peay (10/6)

Interception Return

33 Jarius Williams vs. Missouri State (9/15)

Fumble Return

50 Darrian Skinner vs. Tennessee Tech (9/29)

Punt

57 Steven Mix vs. Tennessee Tech (9/29)

Field Goal

39 Jordan Benton vs. Eastern Illinois (9/22)



2012 Murray State Football
Murray State Overall Team Statistics (as of Oct 13, 2012)
All games



Team Statistics	MUR	OPP
SCORING	281	299
Points Per Game	40.1	42.7
FIRST DOWNS	203	183
Rushing	54	53
Passing	139	120
Penalty	10	10
RUSHING YARDAGE	825	1005
Yards gained rushing	1055	1122
Yards lost rushing	230	117
Rushing Attempts	252	251
Average Per Rush	3.3	4.0
Average Per Game	117.9	143.6
TDs Rushing	13	13
PASSING YARDAGE	2736	2580
Comp-Att-Int	266-380-5	214-315-5
Average Per Pass	7.2	8.2
Average Per Catch	10.3	12.1
Average Per Game	390.9	368.6
TDs Passing	22	24
TOTAL OFFENSE	3561	3585
Total Plays	632	566
Average Per Play	5.6	6.3
Average Per Game	508.7	512.1
KICK RETURNS: #-Yards	31-565	45-814
PUNT RETURNS: #-Yards	14-112	12-193
INT RETURNS: #-Yards	5-51	5-57
KICK RETURN AVERAGE	18.2	18.1
PUNT RETURN AVERAGE	8.0	16.1
INT RETURN AVERAGE	10.2	11.4
FUMBLES-LOST	13-6	16-5
PENALTIES-Yards	43-354	52-424
Average Per Game	50.6	60.6
PUNTS-Yards	38-1534	38-1568
Average Per Punt	40.4	41.3
Net punt average	33.2	36.2
KICKOFFS-Yards	50-2812	51-2939
Average Per Kick	56.2	57.6
Net kick average	50.9	38.7
TIME OF POSSESSION/Game	29:31	30:29
3RD-DOWN Conversions	50/122	41/107
3rd-Down Pct	41%	38%
4TH-DOWN Conversions	12/19	10/16
4th-Down Pct	63%	62%
SACKS BY-Yards	8-55	20-134
MISC YARDS	0	0
TOUCHDOWNS SCORED	37	41
FIELD GOALS-ATTEMPTS	8-10	4-7
ON-SIDE KICKS	0-1	0-0
RED-ZONE SCORES	(35-43) 81%	(31-33) 94%
RED-ZONE TOUCHDOWNS	(27-43) 63%	(27-33) 82%
PAT-ATTEMPTS	(35-36) 97%	(37-38) 97%
ATTENDANCE	29239	89186
Games/Avg Per Game	3/9746	4/22296
Neutral Site Games		0/0

Score by Quarters	1st	2nd	3rd	4th	OT	Total
Murray State	65	102	48	59	7	281
Opponents	83	77	81	50	8	299



2012 Murray State Football
Murray State Overall Individual Statistics (as of Oct 13, 2012)
All games



Rushing	gp	att	gain	loss	net	avg	td	lg	avg/g
BRADY, Duane	7	79	369	7	362	4.6	6	25	51.7
BERRY, Jaamal	5	55	337	9	328	6.0	3	42	65.6
HARRIS, Pokey	7	16	58	3	55	3.4	0	24	7.9
MORROW, Jordan	7	21	74	20	54	2.6	0	16	7.7
BROCKMAN, Casey	7	67	179	160	19	0.3	3	13	2.7
ROBERTSON, Patrick	7	2	15	3	12	6.0	0	15	1.7
HUMPHRIES, KD	3	4	13	5	8	2.0	0	10	2.7
HARNESS, Jeremy	7	1	7	0	7	7.0	1	7	1.0
PHILLIPS, Spencer	3	2	3	2	1	0.5	0	3	0.3
TEAM	7	5	0	21	-21	-4.2	0	0	-3.0
Total	7	252	1055	230	825	3.3	13	42	117.9
Opponents	7	251	1122	117	1005	4.0	13	42	143.6

Passing	gp	effic	comp-att-int	pct	yds	td	lg	avg/g
BROCKMAN, Casey	7	145.77	259-370-5	70.0	2671	20	71	381.6
HUMPHRIES, KD	3	173.47	4-6-0	66.7	37	1	21	12.3
PHILLIPS, Spencer	3	336.40	2-2-0	100.0	17	1	14	5.7
HARNESS, Jeremy	7	192.40	1-1-0	100.0	11	0	11	1.6
BENTON, Jordan	7	0.00	0-1-0	0.0	0	0	0	0.0
Total	7	146.95	266-380-5	70.0	2736	22	71	390.9
Opponents	7	158.70	214-315-5	67.9	2580	24	74	368.6

Receiving	gp	no.	yds	avg	td	lg	avg/g
POWELL, Walter	7	74	912	12.3	6	71	130.3
WATKINS, Dontel	7	29	498	17.2	5	70	71.1
BRADY, Duane	7	27	200	7.4	1	38	28.6
ROBERTSON, Patrick	7	25	205	8.2	1	30	29.3
TROTTER, Ja-Vonta	6	24	206	8.6	3	23	34.3
MORROW, Jordan	7	24	139	5.8	2	23	19.9
GRIFFIN, Nevar	7	19	229	12.1	2	33	32.7
BERRY, Jaamal	5	17	113	6.6	1	18	22.6
DAVIS, Janawski	7	13	141	10.8	0	22	20.1
BEAUFORD, HB	6	5	30	6.0	0	11	5.0
HARNESS, Jeremy	7	4	39	9.8	1	16	5.6
HAYES, Anthony	7	2	9	4.5	0	5	1.3
BROCKMAN, Casey	7	1	11	11.0	0	11	1.6
BROWN, Josh	7	1	4	4.0	0	4	0.6
RICE, Paul	6	1	0	0.0	0	0	0.0
Total	7	266	2736	10.3	22	71	390.9
Opponents	7	214	2580	12.1	24	74	368.6

Punt Returns	no.	yds	avg	td	lg
POWELL, Walter	11	120	10.9	1	70
ROBERTSON, Patrick	2	-4	-2.0	0	2
MANNING, Josh	1	-4	-4.0	0	0
Total	14	112	8.0	1	70
Opponents	12	193	16.1	2	72

Interceptions	no.	yds	avg	td	lg
WHITEHEAD, Julian	1	18	18.0	1	18
WILLIAMS, Jarius	1	33	33.0	0	33
MANNING, Josh	1	0	0.0	0	0
HUZZIE, Qua	1	0	0.0	0	0
WICKS, Brandon	1	0	0.0	0	0
Total	5	51	10.2	1	33
Opponents	5	57	11.4	1	42

Kick Returns	no.	yds	avg	td	lg
ROBERTSON, Patrick	12	194	16.2	0	33
POWELL, Walter	11	253	23.0	0	44
MORROW, Jordan	4	76	19.0	0	23
BEAUFORD, HB	1	15	15.0	0	15
HARNESS, Jeremy	1	1	1.0	0	1
OJOLOLA, Ayo	1	11	11.0	0	11
SANDERS, Cadarius	1	15	15.0	0	15
Total	31	565	18.2	0	44
Opponents	45	814	18.1	1	94

Fumble Returns	no.	yds	avg	td	lg
HATHAWAY, Brandon	1	2	2.0	0	2
SKINNER, Darrian	1	50	50.0	0	50
Total	2	52	26.0	0	50
Opponents	0	0	0.0	0	0



2012 Murray State Football
Murray State Overall Individual Statistics (as of Oct 15, 2012)
All games



Scoring	td	fg	PAT				dxp	saf	pts
			kick	rush	rcv	pass			
BENTON, Jordan	-	8-10	34-35	-	-	-	-	-	58
POWELL, Walter	7	-	-	-	-	-	-	-	42
BRADY, Duane	7	-	-	-	-	-	-	-	42
WATKINS, Dontel	5	-	-	-	-	-	-	-	30
BERRY, Jaamal	4	-	-	-	-	-	-	-	24
TROTTER, Ja-Vonta	3	-	-	-	-	-	-	-	18
BROCKMAN, Casey	3	-	-	-	-	-	-	-	18
GRIFFIN, Nevar	2	-	-	-	-	-	-	-	12
MORROW, Jordan	2	-	-	-	-	-	-	-	12
HARNESS, Jeremy	2	-	-	-	-	-	-	-	12
WHITEHEAD, Julian	1	-	-	-	-	-	-	-	6
ROBERTSON, Patrick	1	-	-	-	-	-	-	-	6
WYNSTRA, Marc	-	-	1-1	-	-	-	-	-	1
BEYER, Carson	-	-	-	0-1	-	-	-	-	0
Total	37	8-10	35-36	0-1	-	-	-	-	281
Opponents	41	4-7	37-38	0-1	2	2-2	-	-	299

Total Offense	g	plays	rush	pass	total	avg/g
BROCKMAN, Casey	7	437	19	2671	2690	384.3
BRADY, Duane	7	79	362	0	362	51.7
BERRY, Jaamal	5	55	328	0	328	65.6
HARRIS, Pokey	7	16	55	0	55	7.9
MORROW, Jordan	7	21	54	0	54	7.7
HUMPHRIES, KD	3	10	8	37	45	15.0
PHILLIPS, Spencer	3	4	1	17	18	6.0
HARNESS, Jeremy	7	2	7	11	18	2.6
ROBERTSON, Patrick	7	2	12	0	12	1.7
TEAM	7	5	-21	0	-21	-3.0
Total	7	632	825	2736	3561	508.7
Opponents	7	566	1005	2580	3585	512.1

Field Goals	fg	pct.	01-19	20-29	30-39	40-49	50-99	lg	blk
BENTON, Jordan	8-10	80.0	0-0	4-4	4-5	0-1	0-0	39	0

FG Sequence	Murray State	Opponents
Florida State	35,(28)	(23),(30)
Central Arkansas	43	-
Missouri State	-	41,(22)
Eastern Illinois	(39),(30),(35),(36),(21)	-
Tennessee Tech	-	-
Austin Peay	(21)	47,44
UT Martin	(27)	(22)

Punting	no.	yds	avg	lg	tb	fc	i20	50+	blk
MIX, Steven	29	1167	40.2	57	4	7	10	3	0
MIX, Seteven	9	367	40.8	52	0	0	1	2	0
Total	38	1534	40.4	57	4	7	11	5	0
Opponents	38	1568	41.3	68	4	6	14	8	0

Kickoffs	no.	yds	avg	tb	ob	retn	net	ydIn
BENTON, Jordan	39	2183	56.0	1	0			
GREIFENKAMP, Carso	11	629	57.2	2	1			
Total	50	2812	56.2	3	1	18.1	38.5	26
Opponents	51	2939	57.6	16	0	18.2	38.7	26

Numbers in (parentheses) indicate field goal was made.



2012 Murray State Football
Murray State Overall Individual Statistics (as of Oct 15, 2012)
All games



All Purpose	g	rush	rcv	pr	kr	ir	total	avg/g
POWELL, Walte	7	0	912	120	253	0	1285	183.6
BRADY, Duane	7	362	200	0	0	0	562	80.3
WATKINS, Dont	7	0	498	0	0	0	498	71.1
BERRY, Jaamal	5	328	113	0	0	0	441	88.2
ROBERTSON, P	7	12	205	-4	194	0	407	58.1
MORROW, Jord	7	54	139	0	76	0	269	38.4
GRIFFIN, Nevar	7	0	229	0	0	0	229	32.7
TROTTER, Ja-V	6	0	206	0	0	0	206	34.3
DAVIS, Janawsk	7	0	141	0	0	0	141	20.1
HARRIS, Pokey	7	55	0	0	0	0	55	7.9
HARNESS, Jere	7	7	39	0	1	0	47	6.7
BEAUFORD, HB	6	0	30	0	15	0	45	7.5
WILLIAMS, Jariu	7	0	0	0	0	33	33	4.7
BROCKMAN, C	7	19	11	0	0	0	30	4.3
WHITEHEAD, J	7	0	0	0	0	18	18	2.6
SANDERS, Cad	4	0	0	0	15	0	15	3.8
OJOLOLA, Ayo	7	0	0	0	11	0	11	1.6
HAYES, Anthon	7	0	9	0	0	0	9	1.3
HUMPHRIES, K	3	8	0	0	0	0	8	2.7
BROWN, Josh	7	0	4	0	0	0	4	0.6
PHILLIPS, Spen	3	1	0	0	0	0	1	0.3
MANNING, Josh	5	0	0	-4	0	0	-4	-0.8
TEAM	7	-21	0	0	0	0	-21	-3.0
Total	7	825	2736	112	565	51	4289	612.7
Opponents	7	1005	2580	193	814	57	4649	664.1



2012 Murray State Football
Murray State Overall Defensive Statistics (as of Oct 13, 2012)
All games



##	Defensive Leaders	gp	Tackles				tfl/yds	Sacks no-yds	Pass defense			Fumbles		blkd	
			ua	a	tot				int-yds	brup	qbh	rcv-yds	ff	kick	saf
15	HUZZIE, Qua	7	30	17	47	9.0-32	2.0-15	1-0	4
3	WICKS, Brandon	7	24	21	45	1.0-1	.	1-0	2
39	SALTER, Blake	7	26	14	40	1.0-1	1	.	.	.
23	SKINNER, Darrian	7	31	8	39	1.0-4	.	.	2	.	1-50
46	MALONE, T-Ray	7	15	21	36	3.5-8
2	ADDISON, Corey	7	20	8	28	0.5-0	.	.	1
29	YAHYAVI, Darian	7	23	4	27	.	.	.	4	.	1-0	1	.	.	.
8	WHITEHEAD, Julian	7	17	9	26	1.0-4	.	1-18	3	.	.	1	.	.	.
91	OJOLOLA, Ayo	7	13	9	22	2.5-12	1.0-10	.	.	1
28	FARRIS, Isaiah	7	13	7	20	.	.	.	3
96	ROSS, Zac	7	11	9	20	4.0-6
19	WILLIAMS, Jarius	7	10	10	20	0.5-1	.	1-33
27	HATHAWAY, Brandon	7	10	8	18	1.0-4	2-2
21	BUCK, Darius	7	12	5	17	.	.	.	2	.	.	1	.	.	.
90	EVANS, Tyler	7	6	8	14	2.5-8	1.0-6
93	MATTHEWS, Kamalie	7	5	8	13	1.5-2	1.0-2	.	1
38	SMITH, Darrell	6	10	3	13	.	.	.	1	.	.	1	.	.	.
4	MANNING, Josh	5	8	4	12	.	.	1-0	3	1	.
44	ROBINSON, Kevin	7	4	6	10	2.5-12	1.0-8	.	.	1	1-0	1	.	.	.
92	BRACKETT, Jeremy	6	7	3	10	.	.	.	1
58	DEAN, Zach	6	3	6	9	1.5-9	1.0-8
1	BEAUFORD, HB	6	5	3	8
51	WELLS, Tevin	7	4	3	7	2.0-9	1.0-6
43	HARVEY, Fred	4	3	3	6
99	STATEN, Chris	5	2	4	6
55	DINKINS, Adrian	6	3	3	6
36	HARRIS, Pokey	7	.	4	4
35	HIGGINSON, William	5	2	2	4
TM	TEAM	7	3	.	3	1.0-1	2	.	.	.
37	BROWN, Eric	2	2	1	3
26	DENSON, TJ	4	2	1	3
30	SANDERS, Cadarius	4	2	1	3
98	DAVIS, Jerome	3	1	2	3
6	BRADY, Duane	7	3	.	3
9	POWELL, Walter	7	3	.	3
42	BENTON, Jordan	7	2	.	2
31	HARNESS, Jeremy	7	1	.	1
16	HAYES, Anthony	7	.	1	1
32	SCURRY, Chris	3	1	.	1
Total		7	337	216	553	36-114	8-55	5-51	27	2	5-52	8	1	.	.
Opponents		7	364	263	627	59-225	20-134	5-57	40	7	6-0	11	.	.	.