

MIDDLE TENNESSEE

MEN'S BASKETBALL GAME NOTES

2025-26 SCHEDULE

| Date | Opponent (TV) | Time/Result |
|----------------|--|---------------|
| November (4-3) | | |
| 5 | MILLIGAN (ESPN+) | W, 100-51 |
| 8 | WEBSTER (ESPN+) | W, 109-56 |
| 12 | at Evansville (ESPN+) | W, 77-72 |
| 19 | at #7 Michigan (BTN) | L, 86-61 |
| 23 | vs. Murray State^ (Flo) | W, 90-87 |
| 24 | vs. George Washington^ (Flo) | L, 92-79 |
| 25 | vs. McNeese^ (Flo) | L, 72-62 |
| December (3-2) | | |
| 1 | UAB (ESPN+) | W, 76-61 |
| 7 | BELMONT (ESPN+) | L, 83-62 |
| 17 | KENNESAW STATE* (ESPN+) | W, 68-67 |
| 21 | CUMBERLAND (ESPN+) | W, 74-58 |
| 29 | at #8 Houston (ESPN+) | L, 69-60 |
| January (4-5) | | |
| 2 | LA TECH* (ESPN+) | W, 88-51 |
| 4 | SAM HOUSTON* (ESPN+) | W, 68-67 |
| 8 | at UTEP* (CBSSN) | L, 83-80 (OT) |
| 10 | at NM State* (ESPNU) | W, 59-55 |
| 14 | at LA Tech* (ESPN+) | L, 59-58 |
| 17 | MISSOURI STATE* (ESPN+) W, 90-87 (2OT) | |
| 23 | at Jax State* (ESPN+) | L, 75-58 |
| 29 | LIBERTY* (CBSSN) | L, 81-65 |
| 31 | WKU* (CBSSN) | L, 65-60 |
| February (0-1) | | |
| 4 | FIU* (ESPN+) | L, 88-84 (OT) |
| 7 | at Delaware* (ESPN+) | 12 p.m. |
| 12 | at Kennesaw State* (CBSSN) | 5:30 p.m. |
| 14 | at WKU* (ESPN+) | 7 p.m. |
| 18 | at Sam Houston* (ESPN+) | 6:30 p.m. |
| 21 | DELAWARE* (ESPN+) | 1 p.m. |
| 26 | UTEP* (ESPN+) | 6:30 p.m. |
| 28 | NM STATE* (ESPN+) | 12 p.m. |
| March (0-0) | | |
| 5 | at FIU* (ESPN+) | 6 p.m. |
| 7 | at Missouri State* (ESPN+) | 2 p.m. |
| 10-14 | CUSA Championships \$ | TBA |

ALL HOME GAMES IN BOLD CAPS

All times in Central Time

* - Conference USA Game

^ - Cayman Islands Classic (George Town, Grand Cayman)

\$ - Conference USA Championships (Huntsville, Ala.)

ATHLETIC COMMUNICATIONS

LOGAN HASSELBACH

Asst. Director of Communications / MBB

Email: logan.hasselbach@mtsu.edu

Cell: 813-895-0895

ANDIE DOLVEN

Athletic Communications Assistant/Secondary MBB

Email: andie.dolven@mtsu.edu

FOLLOW THE BLUE RAIDERS

X (TWITTER): @MT_MBB

INSTAGRAM: @MT_MBB

FACEBOOK: Blue Raider Men's Basketball



MIDDLE TENNESSEE BLUE RAIDERS

47

11-11, 5-6 CUSA

Coach: Nick McDevitt UNC Asheville, 2001

Overall: 214-195, 13th Season

At MTSU: 116-129, 8th Season

Location: Murfreesboro, Tenn.

BROADCAST INFO

Television: ESPN+

Talent: Scott Klatzkin (PXP), Bill Harman (Analyst)

Radio: Blue Raider Network

Talent: Chip Walters

BLUE RAIDER NOTES

THE MARVELOUS MJ

- Marcus Whitlock, Jr. entered the season among a group of guards who can all shoot the ball well, so he had to find a way to set himself apart and earn playing time.
- The redshirt sophomore has steadily increased his playing time throughout the campaign, thanks in part to strong defensive showings and solid shooting performances.
- Wednesday against FIU, he had his best performance yet, tallying 25 points on seven made threes and a 4-4 showing at the courtesy stripe. He bested his previous career-high (6pts) by 19 points and earned 27 minutes on the floor with that playing.

DOUBLE-DOUBLE MAN

- Torey Alston put up his fourth double-double of the season against Liberty with a strong 20-point, 12-rebound performance.
- The redshirt sophomore followed up that performance with another against Western Kentucky with 13 points and 11 rebounds.
- His five double-doubles on the season are the second-most of any individual in Conference USA and it marks the second time this season Alston has notched double-doubles in back-to-back games (prev. vs. Cumberland and at Houston).

LUKA'S CAREER DAY

- With Chris Loofe in early foul trouble at Jacksonville State, Luka Jovanovic had to step up in big ways, including playing a career-high 25 minutes against the Gamecocks.
- In his game action, he connected on four of five field goals, including his first dunk of conference season, and made a free throw for another career-high with nine points.
- The Serbian freshman complemented his points with five rebounds, tying him for the team lead in Alabama, and his eighth block of the season.

CAGED THE BEARS

- In the first contest against Missouri State as conference opponents, the Blue Raiders downed the Bears in a thrilling double overtime battle in the Murphy Center, 90-87. The points total represents the most scored against a league foe since Feb. 21, 2024, when MTSU scored 96 in a 2OT game against UTEP.
- Torey Alston put up 22 points with nine rebounds and three blocks, while Kamari Lands scored 21 on seven made triples with three blocks as well. The two combined as the second duo to each score 20+ in the same contest this season.
- The team shot 52.7% from the field, the second-best FG% for MTSU this season, and 50% from three, tying the best 3FG% for the Blue Raiders this campaign. The 10 blocks by Middle Tennessee players also marked the second-most team total for the group this season and the second-most of any league team.

DELAWARE FIGHTIN BLUE HENS

6-16, 2-9 CUSA

Coach: Martin Ingelsby Notre Dame, 2001

Overall: 153-153, 10th Season

At Delaware: 153-153, 10th Season

Location: Newark, De.



SERIES HISTORY

Overall: 1-0

In Murfreesboro: 0-0

In Newark: 0-0

Current Streak: W1



74.0

POINTS
PER GAME

65.4

43.7

FG%

43.9

34.6

3FG%

34.9

67.5

FT%

75.2

37.0

REBOUNDS
PER GAME

31.5

14.2

ASSISTS
PER GAME

12.5

4.5

BLOCKS
PER GAME

3.2

6.2

STEALS
PER GAME

5.4

1.5

REBOUND
MARGIN

-3.0

1.24

AST-TO
RATIO

1.03

71.1

SCORING
DEFENSE

71.6

43.0

FG%
DEFENSE

42.8

31.2

3FG%
DEFENSE

34.2

INDIVIDUAL STAT LEADERS

LANDS
13.5

POINTS
PER GAME

BLISS
15.6

ALSTON
7.9

REBOUNDS
PER GAME

EMORY
6.9

CARTER
3.8

ASSISTS
PER GAME

BLISS
5.8

LOOFE
1.3

BLOCKS
PER GAME

ISK
1.5

SMITH
1.41

STEALS
PER GAME

BLISS
1.86

QUICK FACTS

Location: Murfreesboro, Tenn.

Founded: 1911

Enrollment: 20,812

President: Dr. Sidney McPhee

Director of Athletics: Chris Massaro

Nickname: Blue Raiders

Colors: Royal Blue & White

Affiliation: Division I

Conference: Conference USA

Arena: Murphy Center

Capacity: 11,520

Record: 564-195 (.744)

Head Coach: Nick McDevitt

Alma Mater: UNC Asheville, 2001

Associate Head Coach: Wes Long

Alma Mater: Clemson, 2004

Assistant Coach: Logan Johnson

Alma Mater: Coastal Carolina, 2010

Assistant Coach: Eric Wilson

Alma Mater: Western Carolina, 2008

Assistant Coach: Adell Harris

Alma Mater: Wake Forest, 2002

Assistant Coach: Joshua Bone

Alma Mater: Tennessee, 2011

Graduate Assistant: Ryan McMullen

Alma Mater: Marquette, 2024

Strength Coach: Josh Wilkerson

Alma Mater: Middle Tennessee, 2024

2024-25 Overall Record: 22-12, 12-6

Starters Returning/Lost: 2/4

Letterwinners Returning/Lost: 6/9

Newcomers: 9

Season of basketball: 103rd

First Season: 1913-14

All-Time Record: 1349-1178

NCAA Appearances: 9 (1975, 77, 82, 85, 2013, 16, 17)

NIT Appearances: 5 (1986, 88, 2012, 18, 25)

CIT Appearances: 2 (2010, 15)

CBI Appearances: 1 (2022)

COMEBACK KIDS

- After going down 20-4 at the under 12 media timeout at New Mexico State, the pressure was on the Blue Raiders to get the offense rolling. The team turned the jets on, finishing the first half tied at 29 apiece.
- MTSU earned another tally in the road win column with the 59-55 victory in Las Cruces, just the seventh win for an away team this conference season.
- The Blue Raiders held the Aggies to just 55 points, their lowest scoring total this season, and 34.6 percent from the field, their worst field goal percentage of the campaign.
- With a 16-point deficit turning into a victory, it marks the largest comeback for the team this season.

PROTECTING HOME COURT

- Under head coach Nick McDevitt, the Blue Raiders have consistently protected the Glass House, with 76 wins in the Murphy Center throughout his tenure.
- From February 5, 2021 to December 3, 2022, Middle Tennessee did not drop a contest in the Murphy Center, tying for fourth in program history for most consecutive home wins with 20 in that span.

HOME STATE SHOWING OUT

- In a return to his home state of Texas and in front of his parents who drove eight hours to see him play, Chris Loofe had a phenomenal showing against UTEP, tying to lead the team in points at 16.
- The big man shot 100 percent from the floor (6-6), from three (1-1) and from the courtesy stripe (3-3) for the best Blue Raider shooting performance since Tyson Jackson went 7-7 at Ole Miss in December 2019.
- He accompanied the career-high points with seven rebounds in 26 minutes of game action.

RAINING THREES

- The opening contest against LA Tech saw the Blue Raiders return to their shooting ways, knocking down 22 triples en route to the 88-51 victory in the Glass House.
- The mark topped the previous record for single game made threes set earlier this season against Milligan (17). It is third all-time in CUSA history and is tied for the second-most in the nation against a Division I opponent this season.
- Alec Oglesby knocked down eight shots from deep, scoring a career-best 25 points. His total tied for the second most in single game MTSU history, earning him CUSA Player of the Week honors.
- Holding the Bulldogs to just 51 points, it marked the lowest allowed to a conference foe since January 15, 2022, and the second-fewest LA Tech has scored all season.

ATE 'EM UP

- Middle Tennessee moved to 3-0 in CUSA play with the win over Sam Houston for the first time since the 2017-18 season.
- Holding SHSU to just 67 points, it marks the lowest total the Bearcats has scored all season, over 21 points lower than their season average.
- The Blue Raiders shot 90 percent from the free throw line, their highest total of the season, and tallied 11 steals, just one short of their season-high.

PLAYING HARDER

- Though not the desired end result for the Blue Raiders, Middle Tennessee appeared to hold its own against the eighth-ranked Houston Cougars in the non-conference finale.
- In the 69-60 loss, MT outrebounded and outshot one of the premiere programs in the country, with UH head coach Kelvin Sampson stating "I just thought they played harder than we did. I thought they outlasted us, they out scrapped us. They were the aggressor...that's as good as any team has played against us in this building."
- Four Blue Raiders tallied double-digit scoring totals, led by Kamari Lands with 18, followed by Alec Oglesby at 12, Chris Loofe at 10 and Torey Alston with 10 points and 12 rebounds for his third double-double of the season.

WELCOME, CONFERENCE PLAY

- After opening league play on the road last season, the Blue Raiders began conference play at home this season, for the first time since the 2023-24 season, earning a 68-67 victory over Kennesaw State
- Nick McDevitt won his second-straight conference opener, while Kamari Lands shined, tally career bests in points (24) and rebounds (9).
- Torey Alston also had an outstanding night, blocking a career-high six Kennesaw shots, marking the best performance by any Conference USA player this season.

ALL ABOUT ALSTON

- Torey Alston continues to shine for the Blue Raiders, earning Conference USA Player of the Week honors for the second time this season on 12/22/25.
- The redshirt sophomore dominated in all aspects of the game against Cumberland, scoring 19 points and bringing in 10 rebounds for his second double-double of the campaign.
- Coupled with his 10pts, 9reb and 6blks against Kennesaw State earlier in the week, he was once again voted Player of the Week by the league.

THE JAHVIN CARTER SHOW

- Point guard Jahvin Carter has excelled since transferring in from Penn State, scoring double digits in 13 contests this season.
- Carter set a career-best with 20 points against Cumberland, knocking down three pivotal threes in the contest to accompany his five rebounds.

DEFENSIVE MASTERCLASS

- Entering Wednesday's contest, Kennesaw State was averaging 97.2 points per contest, a mark that stood second in Division I. Their high scoring output was something that Coach McDevitt emphasized throughout the week, and the results on the court spoke for themselves.
- The Blue Raiders held the Owls to just 67 points in the Glass House, over 30 less than their average output.
- KSU shot just 15.0% from three and 36.5% from the floor, 21 and 10 points lower than their overall season marks.

SHOOTERS SHOOT

- The second half of the contest against UAB was an offensive master class from the Blue Raiders, scoring 44 points in the 20.
- The 44 points came on an astounding 63% shooting from the floor (17-27) and 55.6% from behind the arc (5-9), knocking down five shots on six trips to the free throw line as well.
- MTSU finished the game shooting 47.5% from the field, 40.0% from three and 83.3% from the courtesy stripe.

ALL-TOURNAMENT TOREY

- Torey Alston exploded in the Cayman Islands Classic, earning him All-Tournament Team honors.
- The redshirt sophomore tallied career-bests with 26 points and 16 rebounds for his third career double-double and his first against a Division I opponent in the opening win over Murray State, also earning him CUSA Player of the Week.
- Alston continued his hot streak in game two against George Washington, scoring 17 points with seven rebounds and a 7-8 mark from the courtesy stripe.
- Closing out the tournament versus McNeese, he brought down five offensive boards of nine total, tacking on a block and assist as well.

HOME SWEET MURPHY CENTER

- In front of over 7,000 screaming Rutherford County students, MTSU put up its fifth 100+ point scoring contest under Nick McDevitt in the 49-point win over Milligan.
- The second game of the season continued the scoring success from earlier in the week, with the program putting up 109 points, the second most of any Nick McDevitt game.
- There were 10 double-figure scoring outings in the two contests for MTSU, highlighted by a then career-best 21 points from Kamari Lands against Milligan on 9-for-12 shooting.

ALRIGHT, AO!

- Alec Oglesby lit up the hardwood during the Cayman Islands Classic, putting up scoring totals of 17, 13 and 12.

- The graduate student, who saw time in just three contests a year ago, knocked in 11 three-pointers in the three-game slate, scoring four against both Murray State and George Washington.
- His 17 points on 5-8 shooting from the floor and 4-5 from beyond the arc against Murray State was the most for Oglesby in a Blue Raider jersey.

WELCOME HOME, JAH

- In sophomore Jahvin Carter's opening games as a Blue Raider, he set new career highs in numerous categories.
- He set a personal best in points scored with 18 at Evansville before matching that point total against seventh-ranked Michigan in Ann Arbor as well.
- In his season opener in the Murphy Center, the Alcoa, Tenn., native dished out eight assists against Milligan for another career best.
- Carter previously played in the Murphy Center in high school, helping Alcoa High School win two TSSAA championships in the building.

DISCOVERING NEW LANDS

- After being named to the Preseason All-Conference Team this season, Kamari Lands made a sizable impact in the first three contests this season.
- The first contest of the season against Milligan saw him score a then-career-best 21 points, his first 20+ point contest of his collegiate career.
- He then topped that high with an impressive 23-point performance at Evansville as the team's leading scorer to set a new personal best.

"NO OFF NIGHTS"

- Coach McDevitt's 2025-26 non-conference schedule is one of the toughest in his tenure at MTSU, as he continues to tell the team there are "no off nights" in the non-league slate.
- With both No. 8 Houston and No. 7 Michigan on the schedule before January, it marked the first time since 2007-08 that the Blue Raiders will take on two top-10 teams in the same season.

CONNECTIONS

- In this year's recruiting class of nine newcomers, head coach Nick McDevitt reconnected numerous players with previous connections.
- Sophomore Jahvin Carter and graduate student Savon Wykle are familial cousins.
- Graduate students Sean Smith and James Dent Jr. played together before joining MTSU at John A. Logan and were even roommates. The two won the 2023 NJCAA Division I National Championship together.

TENNESSEE TIME

- Five members of the 2025-26 roster call the state of Tennessee "home", including three who come from the cities surrounding Murfreesboro.
- The five Tennessee natives are the most of any McDevitt-era roster and the most since the 2014-15 season, which also boasted five.
- Jax Howard (Shelbyville), Savon Wykle (Smyrna) and Jarred Hall (Lebanon) all come from towns within 30 minutes of the Murphy Center.

TAKING NOTICE

- Kamari Lands earned a nod to the Preseason All-

Conference USA Team this offseason.

- Despite missing over half of conference season a year ago, the league's coaches acknowledged the offensive threat that Lands poses in his selection to the team.

NEW YEAR, NEW FACES

- Coach McDevitt added nine players to his roster this offseason, with two freshmen, three Division I transfers, and four transfers from DII/JUCO programs.
- Jahvin Carter (Penn State), James Dent Jr. (NIU) and Sean Smith (WIU) came to Murfreesboro from DI schools.
- Savon Wykle (UMSL, DII), Brandon Oloumou (Southern Idaho, JUCO), Charvez Ambrose (Walters State, JUCO), and Marcus Whitlock Jr. (Cowley College, JUCO) also transferred in.
- Freshmen Jax Howard and Luka Jovanovic will start their collegiate careers with the Blue Raiders this season.

EXPECTATION NOTED

- The Blue Raiders were tabbed to finish fourth in the preseason Conference USA poll, voted on by the coaches.
- Full poll: Liberty (11), Kennesaw State (1), New Mexico State, MTSU, LA Tech, WKU, Jax State, UTEP, Sam Houston, FIU, Delaware, Missouri State

UNSELFISH BALL CLUB

- A common attribute that head coach Nick McDevitt has given to the 2025-26 team is "unselfish".
- It is evident in workouts that the Blue Raiders are unafraid to pass the ball and are more than happy to see their teammates score instead of themselves.
- McDevitt has stated that he believes that being "unselfish" is the only way the team is going to win games.

OLDIES BUT GOODIES

- The 2025-26 Blue Raider basketball roster boasts 10 upperclassmen, including four graduate students, two seniors and four juniors.
- Entering the 2025-26 season, the upperclassmen have played a combined 819 career games in a league where veteran experience is instrumental to team success.

OFFENSIVE POWER

- The 2024-25 Blue Raider squad averaged 76.7 points per game, the highest mark since the 1996-97 season.
- The 11-point increase year-over-year was the highest of any CUSA program and the 11th-highest in Division I.
- The program returns 26% of its scoring from last season, but added five players who averaged double-digit scoring at their last stop, including Marcus Whitlock Jr., who averaged 16.0 points per game.



PHASE 2: MURPHY CENTER

Rutherford County elected leaders and prominent alumni joined Middle Tennessee State University trustees to form a committee to guide renovations to historic Murphy Center and create a nearby "Lightning Zone" district to encourage retail and entertainment development.

Stephen B. Smith, chair of MTSU's Board of Trustees, said the efforts to enhance the multi-purpose arena represent the second phase of the Build Blue Campaign, a transformative project launched in 2021 to improve the university's athletic facilities.

The Lightning Zone Committee, created and authorized by the Board of Trustees, held its first meeting on October 29 and reviewed renderings of the anticipated \$119 million in renovations of the 53-year-old Murphy Center. Gov. Bill Lee and the Tennessee General Assembly approved \$78 million earlier in 2025 for the project.

Goodwyn Mills Cawood, the architectural firm that guided the construction of the \$66-million, 85,000-square-foot Stephen and Denise Smith Student-Athlete Performance Center at the north end of Floyd Stadium, which opened in July, has been selected to design the Murphy Center renovations.

The Lightning Zone Committee will continue to meet regularly to guide the Murphy Center renovations, with a focus on creating a premier venue for athletics, events, and community engagement.

For more information about the Build Blue Campaign and the Murphy Center renovations, visit BuildBlueNow.com.

2025-26 ROSTER

NUMERICAL ROSTER

| No. | Name | Pos. | Ht. | Yr. | Hometown / Previous School |
|-----|---------------------|------|------|-------|---|
| 0 | Alec Oglesby | G | 6-5 | Gr. | Lawrenceville, Ga. / Stetson |
| 1 | Marcus Whitlock Jr. | G | 6-3 | R-So. | Monticello, Ga. / Cowley College |
| 2 | Jahvin Carter | G | 6-3 | So. | Alcoa, Tenn. / Penn State |
| 3 | Luka Jovanovic | C | 6-11 | Fr. | Belgrade, Serbia / KK FMP |
| 5 | Jarred Hall | F | 6-9 | Jr. | Lebanon, Tenn. / Tulsa |
| 7 | Charvez Ambrose | G | 6-5 | Jr. | Memphis, Tenn. / Walters State |
| 8 | Jax Howard | G | 6-0 | Fr. | Shelbyville, Tenn. / The Webb School |
| 10 | Torey Alston | F | 6-9 | R-So. | Durham, N.C. / Winston-Salem Christian |
| 11 | Tre Green | G | 6-3 | Sr. | Baltimore, Md. / Glenelg Country School |
| 12 | Brandon Oloumou | C | 6-9 | Jr. | Nassau, Bahamas / Southern Idaho |
| 13 | Chris Loofe | F | 6-11 | Jr. | Leander, Texas / Link Year Prep |
| 20 | Savon Wykle | G | 6-5 | Gr. | Smyrna, Tenn. / UMSL |
| 22 | Kamari Lands | G | 6-8 | Sr. | Indianapolis, Ind. / Arizona State |
| 23 | James Dent, Jr. | G | 6-5 | Gr. | Springfield, Ill. / Northern Illinois |
| 55 | Sean Smith | G | 6-3 | Gr. | Louisville, Ky. / Western Illinois |

ALPHABETICAL ROSTER

| No. | Name | Pos. | Ht. | Yr. | Hometown / Previous School |
|-----|----------------------|------|------|-------|---|
| 10 | Torey Alston | F | 6-9 | R-So. | Durham, N.C. / Winston-Salem Christian |
| 7 | Charvez Ambrose | G | 6-5 | Jr. | Memphis, Tenn. / Walters State |
| 2 | Jahvin Carter | G | 6-3 | So. | Alcoa, Tenn. / Penn State |
| 23 | James Dent, Jr. | G | 6-5 | Gr. | Springfield, Ill. / Northern Illinois |
| 11 | Tre Green | G | 6-3 | Sr. | Baltimore, Md. / Glenelg Country School |
| 5 | Jarred Hall | F | 6-9 | Jr. | Lebanon, Tenn. / Tulsa |
| 8 | Jax Howard | G | 6-0 | Fr. | Shelbyville, Tenn. / The Webb School |
| 3 | Luka Jovanovic | C | 6-11 | Fr. | Belgrade, Serbia / KK FMP |
| 22 | Kamari Lands | G | 6-8 | Sr. | Indianapolis, Ind. / Arizona State |
| 13 | Chris Loofe | F | 6-11 | Jr. | Leander, Texas / Link Year Prep |
| 0 | Alec Oglesby | G | 6-5 | Gr. | Lawrenceville, Ga. / Stetson |
| 12 | Brandon Oloumou | C | 6-9 | Jr. | Nassau, Bahamas / Southern Idaho |
| 55 | Sean Smith | G | 6-3 | Gr. | Louisville, Ky. / Western Illinois |
| 1 | Marcus Whitlock, Jr. | G | 6-3 | R-So. | Monticello, Ga. / Cowley College |
| 20 | Savon Wykle | G | 6-5 | Gr. | Smyrna, Tenn. / UMSL |

Head Coach: Nick McDevitt (UNC Asheville, 2001 | Eighth Season)

Associate Head Coach: Wes Long (Clemson, 2004 | Eighth Season)

Assistant Coach: Logan Johnson (Coastal Carolina, 2010 | Fourth Season)

Assistant Coach: Eric Wilson (Western Carolina, 2008 | Fourth Season)

Assistant Coach - Dir. NIL, Ops: Adell Harris (Wake Forest, 2002 | First Season)

Assistant Coach - Dir. Player Dev: Joshua Bone (Tennessee, 2011 | First Season)

Graduate Assistant: Ryan McMullen

Strength and Conditioning: Josh Wilkerson

HOW TO SAY IT

CHARVEZ AmbroseSHAR-vehz

JAHVIN Carter JAH-vin

Luka **JOVANOVIC** Yo-VAHN-oh-vich

Chris **LOOFE** LUUF

Alec **OGLESBY** Oh-guls-bee

Brandon **OLOUMOU** oh-LOO-MOO

SAVON WYKLE Suh-VON WHY-kuhl

Nick **MCDEVITT** Mick-DEV-It

ADELL Harris ... Adele (like the singer)

ROSTER BREAKDOWN

By Class

Graduates4

Seniors..... 2

Juniors.....4

Sophomores3

Freshmen 2

By State/Country

Bahamas..... 1

Georgia..... 2

Illinois 1

Indiana..... 1

Kentucky.....1

Maryland..... 1

North Carolina 1

Serbia 1

Tennessee 5

Texas..... 1

By Height

6-11..... 2

6-93

6-8 1

6-54

6-34

6-0 1

MIDDLE TENNESSEE

MEN'S BASKETBALL




0 ALEC OGLESBY
Gr. / G / 6-5 / 210
Lawrenceville, Ga. / Stetson



1 MARCUS WHITLOCK JR
R-So. / G / 6-3 / 185
Monticello, Ga. / Cowley College




2 JAHVIN CARTER
So. / G / 6-3 / 195
Alcoa, Tenn. / Penn State




3 LUKA JOVANOVIĆ
Fr. / C / 6-11 / 235
Belgrade, Serbia / KK FMP



5 JARRED HALL
Jr. / F / 6-9 / 230
Lebanon, Tenn. / Tulsa



7 CHARVEZ AMBROSE
Jr. / G / 6-5 / 180
Memphis, Tenn. / Walters State




8 JAX HOWARD
Fr. / G / 6-0 / 170
Shelbyville, Tenn. / The Webb School




10 TOREY ALSTON
R-So. / F / 6-9 / 220
Durham, N.C. / Winston-Salem Christian




11 TRE GREEN
Sr. / G / 6-2 / 195
Baltimore, Md. / Glenelg Country School




12 BRANDON OLOUMOU
Jr. / C / 6-9 / 215
Nassau, Bahamas / Southern Idaho



13 CHRIS LOOFE
Jr. / F / 6-11 / 240
Leander, Texas / Leander



20 SAVON WYKLE
Gr. / G / 6-5 / 200
Smyrna, Tenn. / UMSL



22 KAMARI LANDS
Sr. / G / 6-8 / 230
Indianapolis, Ind. / Arizona State



23 JAMES DENT JR
Gr. / G / 6-5 / 175
Springfield, Ill. / NIU



55 SEAN SMITH
Gr. / G / 6-3 / 185
Louisville, Ky. / WIU

| SEASON STATS | | CAREER HIGHS | |
|--------------|-----------|--------------|---------|
| PPG: 8.0 | SPG: 0.9 | PTS: 25 | STL: 3 |
| RPG: 2.0 | BPG: 0.0 | REB: 9 | BLK: 2 |
| APG: 0.8 | MPG: 24.0 | AST: 4 | MIN: 44 |
| SEASON STATS | | CAREER HIGHS | |
| PPG: 4.0 | SPG: 0.5 | PTS: 25 | STL: 2 |
| RPG: 1.0 | BPG: 0.1 | REB: 3 | BLK: 1 |
| APG: 0.3 | MPG: 10.7 | AST: 2 | MIN: 27 |
| SEASON STATS | | CAREER HIGHS | |
| PPG: 11.0 | SPG: 0.9 | PTS: 20 | STL: 4 |
| RPG: 3.6 | BPG: 0.0 | REB: 8 | BLK: -- |
| APG: 3.8 | MPG: 28.1 | AST: 8 | MIN: 33 |
| SEASON STATS | | CAREER HIGHS | |
| PPG: 2.5 | SPG: 0.4 | PTS: 9 | STL: 2 |
| RPG: 3.0 | BPG: 0.5 | REB: 10 | BLK: 2 |
| APG: 0.3 | MPG: 14.2 | AST: 2 | MIN: 25 |
| SEASON STATS | | CAREER HIGHS | |
| PPG: 1.9 | SPG: 0.3 | PTS: 12 | STL: 2 |
| RPG: 1.4 | BPG: 0.5 | REB: 7 | BLK: 2 |
| APG: 0.6 | MPG: 7.5 | AST: 4 | MIN: 21 |
| SEASON STATS | | CAREER HIGHS | |
| PPG: 0.0 | SPG: 0.0 | PTS: -- | STL: -- |
| RPG: 0.0 | BPG: 0.0 | REB: -- | BLK: -- |
| APG: 0.0 | MPG: 0.0 | AST: -- | MIN: -- |
| SEASON STATS | | CAREER HIGHS | |
| PPG: 0.0 | SPG: 0.0 | PTS: -- | STL: -- |
| RPG: 0.0 | BPG: 0.0 | REB: -- | BLK: -- |
| APG: 0.0 | MPG: 0.0 | AST: -- | MIN: -- |
| SEASON STATS | | CAREER HIGHS | |
| PPG: 12.4 | SPG: 0.5 | PTS: 26 | STL: 2 |
| RPG: 7.9 | BPG: 1.2 | REB: 16 | BLK: 6 |
| APG: 1.3 | MPG: 27.9 | AST: 4 | MIN: 42 |
| SEASON STATS | | CAREER HIGHS | |
| PPG: 6.5 | SPG: 0.6 | PTS: 22 | STL: 2 |
| RPG: 2.2 | BPG: 0.0 | REB: 5 | BLK: 1 |
| APG: 0.7 | MPG: 18.0 | AST: 4 | MIN: 33 |
| SEASON STATS | | CAREER HIGHS | |
| PPG: 0.0 | SPG: 0.0 | PTS: -- | STL: -- |
| RPG: 0.0 | BPG: 0.0 | REB: -- | BLK: -- |
| APG: 0.0 | MPG: 0.0 | AST: -- | MIN: -- |
| SEASON STATS | | CAREER HIGHS | |
| PPG: 6.9 | SPG: 0.1 | PTS: 16 | STL: 1 |
| RPG: 6.0 | BPG: 1.3 | REB: 12 | BLK: 4 |
| APG: 0.8 | MPG: 23.6 | AST: 3 | MIN: 38 |
| SEASON STATS | | CAREER HIGHS | |
| PPG: 10 | SPG: 0.0 | PTS: 23 | STL: 5 |
| RPG: 2 | BPG: 2 | REB: 13 | BLK: 3 |
| APG: 1 | MPG: 13 | AST: 5 | MIN: 40 |
| SEASON STATS | | CAREER HIGHS | |
| PPG: 13.5 | SPG: 0.9 | PTS: 25 | STL: 4 |
| RPG: 4.0 | BPG: 0.4 | REB: 9 | BLK: 3 |
| APG: 1.9 | MPG: 29.5 | AST: 5 | MIN: 43 |
| SEASON STATS | | CAREER HIGHS | |
| PPG: 2.3 | SPG: 0.3 | PTS: 36 | STL: 4 |
| RPG: 1.9 | BPG: 0.3 | REB: 10 | BLK: 3 |
| APG: 1.0 | MPG: 11.8 | AST: 7 | MIN: 50 |
| SEASON STATS | | CAREER HIGHS | |
| PPG: 8.5 | SPG: 1.4 | PTS: 26 | STL: 5 |
| RPG: 2.3 | BPG: 0.5 | REB: 16 | BLK: 2 |
| APG: 3.4 | MPG: 22.6 | AST: 13 | MIN: 44 |

QUICK NOTES

Named CUSA Player of the Week on 1/5/26...
Tallied career-best 25 pts on 8 threes vs. LA Tech...
Previously played at Stetson, UNCW and Cleveland State... Three-star recruit out of The Rock School

QUICK NOTES

Led the team with 25pts on 7 made threes vs. FIU...
Only freshman to be named 2024-25 NJCAA First Team All-American... Scored 561 points at Cowley, a top-25 mark in program history

QUICK NOTES

Tallied another 8 assists vs. FIU... Scored career-best 20 vs. Cumberland... Led team in assists (8) in MT debut... TSSAA Tournament MVP in 2023 & 2024... 2024 Tennessee 2A Mr. Basketball

QUICK NOTES

Played career-high 25 minutes at Jax State... Led the team with 10 rebounds vs. LA Tech... Tallied at least one block in nine games... Played for the KK FMM SoccerBet Beograd Club in the KLS league

QUICK NOTES

Collected a three and 2 blocks in season debut...
Saw time in 3 contests in his first season as a Blue Raider... Made the switch to play as the post this offseason... 2023 Tennessee 4A Mr. Basketball

QUICK NOTES

Plans to redshirt... Compiled 12 double-digit scoring games with Walters State a year ago... Led WSCC in minutes played in 2024-25... Helped lead Bartlett HS to regional championships in 2022

QUICK NOTES

Plans to redshirt... Competed at the Battle for Nashville with The Webb School... Named All-District during his freshman and junior season... Competed on the club circuit with Pro One.

QUICK NOTES

Tallied career-best 26pts, 16 rebs vs. Murray State... 2025 Cayman Islands Classic All-Tournament... 2025 Conference USA All-Freshman Team... His 5 blocks against NM State were the most by a CUSA freshman

QUICK NOTES

Scored 10+ in four games this season... Set career-best with 22pts against LA Tech on 6 made threes... Knocked down 2 triples vs Milligan... Led guards in three-point shooting at 40.3% in 2024-25

QUICK NOTES

Plans to redshirt... Averaged 3.8 points and 3.7 rebounds in 12 games played a year ago... Shot 55.9 percent from the floor and tallied 12 blocks before suffering a season-ending injury in January

QUICK NOTES

Shot 6-6 from the field at UTEP for career-high 16pts... Brought in 10 boards vs. Belmont (6off, 4def)... Earned first collegiate double-double against Milligan... Led MTSU with 35 blocks in 2024-25

QUICK NOTES

Plans to redshirt... Earned his 50th career 10+ pt scoring game against Milligan... Started in 32 contests a year ago at UMSL... Averaged 11.7 points, 3.9 rebounds and 1.6 assists

QUICK NOTES

Scored 10+ in 15 games this season and 20+ in five... Scored career-best 25 pts vs. WKU... Led MTSU with 21 pts vs Milligan... 2025 Preseason All-CUSA... Amassed 10 double-digit scoring games last year

QUICK NOTES

Big energetic defender on the floor... Scored MTSU-high 9pts vs. Webster... Averaged 14.2 points, 5.4 rebounds and 3.1 assists at NIU last season... Boasted a 3.1 assist-to-turnover ratio

QUICK NOTES

Has dished out 4+ assists in 13 games... Tallied season-best 17pts at Evansville... Shot 43.7 FG% with WIU in 2024-25... Notched back-to-back triple-doubles for the first time in OVC history

SPECIALTY STATS

| | Paint | Off TO | 2nd Ch. | Fastbreak | Bench |
|--------------------|-------|--------|---------|-----------|-------|
| Milligan | 32 | 23 | 15 | 14 | 47 |
| Webster | 56 | 32 | 24 | 15 | 53 |
| Evansville | 34 | 10 | 5 | 7 | 22 |
| Michigan | 12 | 9 | 12 | 0 | 27 |
| Murray State | 60 | 6 | 20 | 12 | 34 |
| George Washington | 32 | 9 | 11 | 9 | 31 |
| McNeese | 12 | 9 | 7 | 3 | 14 |
| UAB | 40 | 19 | 13 | 14 | 22 |
| Belmont | 16 | 9 | 14 | 9 | 18 |
| Kennesaw State | 18 | 16 | 6 | 12 | 10 |
| Cumberland | 28 | 17 | 14 | 13 | 11 |
| Houston | 22 | 3 | 6 | 0 | 12 |
| LA Tech | 18 | 16 | 6 | 7 | 36 |
| Sam Houston | 18 | 13 | 2 | 12 | 16 |
| UTEP | 32 | 4 | 8 | 12 | 31 |
| NM State | 28 | 11 | 6 | 16 | 12 |
| LA Tech | 26 | 7 | 14 | 3 | 12 |
| Missouri State | 26 | 9 | 14 | 11 | 20 |
| Jacksonville State | 26 | 9 | 9 | 5 | 24 |
| Liberty | 26 | 2 | 18 | 5 | 25 |
| WKU | 32 | 7 | 5 | 4 | 6 |
| FIU | 22 | 10 | 3 | 18 | 31 |
| Delaware | -- | -- | -- | -- | -- |
| Kennesaw State | -- | -- | -- | -- | -- |
| WKU | -- | -- | -- | -- | -- |
| Sam Houston | -- | -- | -- | -- | -- |
| Delaware | -- | -- | -- | -- | -- |
| UTEP | -- | -- | -- | -- | -- |
| NM State | -- | -- | -- | -- | -- |
| FIU | -- | -- | -- | -- | -- |
| Missouri State | -- | -- | -- | -- | -- |

THE LAST TIME MIDDLE TENNESSEE...

| | |
|------------------------------------|---------------------------------------|
| Scored 100 or more points | 109 vs. Webster (11/8/2025) |
| Won by 30 or more | 88-51 vs. LA Tech (1/2/2026) |
| Won by 40 or more | 109-56 vs. Webster (11/8/2025) |
| Had 4 players with 10+ points | vs. FIU (2/4/2026) |
| Had 5 players with 10+ points | vs. Missouri State (1/17/2026) |
| Had 6 players with 10+ points | vs. Mercer (11/24/2021) |
| Had 2 players with 20+ points | vs. Missouri State (1/17/2026) |
| Had 3 players with 20+ points | at WKU (2/15/2025) |
| Had 2 players with double-doubles | vs. Rhodes (12/4/2024) |
| Made 40 or more field goals | 43 vs. Webster (11/8/2025) |
| Took 70+ field goal attempts | 74 vs. Murray State (11/23/2025) |
| Took 80+ field goal attempts | 87 vs. Webster (11/8/2025) |
| Shot 50% from the field | .527 vs. Missouri State (1/17/2026) |
| Shot 60% from the field | .600 at Florida Atlantic (2/19/2022) |
| Made 10+ three-pointers | 13 vs. FIU (2/4/2026) |
| Made 15+ three-pointers | 22 vs. LA Tech (1/2/2026) |
| Took 30+ three-point attempts | 33 vs. FIU (2/4/2026) |
| Shot 50% from three | .500 vs. Missouri State (1/17/2026) |
| Shot 60% from three | .600 vs. Florida Atlantic (2/13/2013) |
| Shot 70% from three | .909 vs. UCLA (11/15/2011) |
| Made 20+ free throws | 23 vs. FIU (2/4/2026) |
| Made 30+ free throws | 34 vs. UNCW (3/23/2022) |
| Took 30+ free throw attempts | 33 vs. FIU (2/4/2026) |
| Took 40+ free throw attempts | 46 vs. UNCW (3/23/2022) |
| Shot 90% from the free throw line | .900 vs. Sam Houston (1/4/2026) |
| Shot 100% from the free throw line | 1-1 at Southern Utah (12/22/2023) |
| Had 45+ rebounds | 46 vs. Murray State (11/23/2025) |
| Had 20+ assists | 22 vs. LA Tech (1/2/2026) |
| Had 10+ blocks | 10 vs. Missouri State (1/17/2026) |
| Had 10+ steals | 11 vs. Sam Houston (1/4/2026) |
| Had 5 or fewer turnovers | 5 vs. Chattanooga (12/15/2022) |

GAME-BY-GAME STARTERS

| | 1 | 2 | 3 | 4 | 5 |
|--------------------|--------|---------|-------|--------|-------|
| Milligan | Smith | Green | Lands | Alston | Loofe |
| Webster | Smith | Green | Lands | Alston | Loofe |
| Evansville | Smith | Green | Lands | Alston | Loofe |
| Michigan | Smith | Green | Lands | Alston | Loofe |
| Murray State | Smith | Green | Lands | Alston | Loofe |
| George Washington | Smith | Green | Lands | Alston | Loofe |
| McNeese | Smith | Carter | Lands | Alston | Loofe |
| UAB | Carter | Green | Lands | Alston | Loofe |
| Belmont | Carter | Green | Lands | Alston | Loofe |
| Kennesaw State | Carter | Green | Lands | Alston | Loofe |
| Cumberland | Smith | Carter | Lands | Alston | Loofe |
| Houston | Smith | Carter | Lands | Alston | Loofe |
| LA Tech | Carter | Oglesby | Lands | Alston | Loofe |
| Sam Houston | Carter | Oglesby | Lands | Alston | Loofe |
| UTEP | Carter | Oglesby | Lands | Alston | Loofe |
| NM State | Carter | Oglesby | Lands | Alston | Loofe |
| LA Tech | Carter | Oglesby | Lands | Alston | Loofe |
| Missouri State | Carter | Oglesby | Lands | Alston | Loofe |
| Jacksonville State | Carter | Oglesby | Lands | Alston | Loofe |
| Liberty | Carter | Oglesby | Lands | Alston | Loofe |
| WKU | Carter | Oglesby | Lands | Alston | Loofe |
| FIU | Carter | Oglesby | Lands | Alston | Loofe |
| Delaware | -- | -- | -- | -- | -- |
| Kennesaw State | -- | -- | -- | -- | -- |
| WKU | -- | -- | -- | -- | -- |
| Sam Houston | -- | -- | -- | -- | -- |
| Delaware | -- | -- | -- | -- | -- |
| UTEP | -- | -- | -- | -- | -- |
| NM State | -- | -- | -- | -- | -- |
| FIU | -- | -- | -- | -- | -- |
| Missouri State | -- | -- | -- | -- | -- |

THE LAST TIME A BLUE RAIDER...

| | |
|--|--|
| Scored 30+ points | 31, Camryn Weston vs. Chattanooga (3/18/2025) |
| Scored 40+ points | 41, Jestin Porter vs. UTEP (2/17/2024) |
| Made 10+ field goals | 12, Torey Alston vs. Murray State (11/23/2025) |
| Made 15+ field goals | 15, Greg Joyner vs. Murray State (1/23/1978) |
| Took 20+ field goal attempts | 21, Torey Alston vs. Murray State (11/23/2025) |
| Took 25+ field goal attempts | 25, Nick King at Charlotte (2/3/2018) |
| Shot 80% from the field (min. 6 att) | 1.000, Chris Loofe at UTEP (1/8/2026) |
| Shot 90% from the field (min. 6 att) | 1.000, Chris Loofe at UTEP (1/8/2026) |
| Shot 100% from the field | 6-6, Chris Loofe at UTEP (1/8/2026) |
| Made 5+ three-pointers | 7, Marcus Whitlock, Jr. vs. FIU (2/4/2026) |
| Made 6+ three-pointers | 7, Marcus Whitlock, Jr. vs. FIU (2/4/2026) |
| Made 7+ three-pointers | 7, Marcus Whitlock, Jr. vs. FIU (2/4/2026) |
| Made 8+ three-pointers | 8, Alec Oglesby vs. LA Tech (1/2/2026) |
| Took 10+ three-point attempts | 11, Marcus Whitlock, Jr. vs. FIU (2/4/2026) |
| Shot 80% from three | .800, Jahvin Carter vs. Sam Houston (1/4/2026) |
| Shot 100% from three | 1.000, Jestin Porter vs. UTEP (2/17/2024) |
| Made 10+ free throws | 11, Jestin Porter vs. UTEP (2/17/2024) |
| Made 15+ free throws | 16, Mike Dean vs. Arkansas State (2/17/2005) |
| Took 15+ free throw attempts | 16, Donovan Sims vs. UNCW (3/23/2022) |
| Took 20+ free throw attempts | 23, Aylton Tesch vs. Eastern Illinois (2/5/1998) |
| Had 15+ rebounds | 16, Torey Alston vs. Murray State (11/23/2025) |
| Had 20+ rebounds | 20, Essam Mostafa vs. Liberty (3/6/25) |
| Had 5+ offensive rebounds | 5, Torey Alston vs. Cumberland (12/21/2025) |
| Had 10+ defensive rebounds | 12, Torey Alston vs. Murray State (11/23/2025) |
| Had 10+ assists | 14, Cam Weston vs. UTEP (2/1/2025) |
| Had 5+ blocks | 6, Torey Alston vs. Kennesaw State (12/17/2025) |
| Had 5+ steals | 5, Alec Oglesby vs. Sam Houston (1/4/2026) |
| Had two-consecutive 20-point games | Jestin Porter (2/8/25, 2/15/25) |
| Had three-consecutive 20-point games | Antonio Green (12/30/18, 1/3/19, 1/5/19) |
| Had two-consecutive 10-rebound games | Torey Alston (1/29/26, 1/31/26) |
| Had three-consecutive 10-rebound games | Nick King (2/10/18, 2/15/18, 2/17/18) |
| Had two-consecutive double-doubles | Torey Alston (1/29/26, 1/31/26) |

2025-26 OVERALL STATISTICS

Game Records

| Record | Overall | Home | Away | Neutral |
|----------------|---------|------|------|---------|
| ALL GAMES | 11-11 | 8-4 | 2-5 | 1-2 |
| CONFERENCE | 5-6 | 4-3 | 1-3 | 0-0 |
| NON-CONFERENCE | 6-5 | 4-1 | 1-2 | 1-2 |

Score by Periods

| Team | 1st | 2nd | OT | TOT |
|--------------|-----|-----|----|------|
| Middle Tenn. | 795 | 795 | 38 | 1628 |
| Opponents | 727 | 796 | 42 | 1565 |

Team Box Score

| No. | Player | | | | Total | | 3-Point | | F-Throw | | Rebounds | | | | | | | | | | | |
|-----------|------------------|-------|--------|------|----------|------|----------|-------|---------|------|----------|-----|-----|------|-----|----|-----|-----|-----|-----|------|------|
| | | GP-GS | MIN | AVG | FG-FGA | FG% | 3FG-3FGA | 3FG% | FT-FTA | FT% | OFF | DEF | TOT | AVG | PF | DQ | A | TO | BLK | STL | PTS | AVG |
| 22 | LANDS, Kamari | 22-22 | 647:55 | 29.5 | 101-248 | .407 | 47-134 | .351 | 47-62 | .758 | 13 | 74 | 87 | 4.0 | 37 | 1 | 42 | 29 | 9 | 19 | 296 | 13.5 |
| 10 | ALSTON, Torey | 22-22 | 613:01 | 27.9 | 91-164 | .555 | 1-9 | .111 | 90-137 | .657 | 44 | 130 | 174 | 7.9 | 54 | 2 | 29 | 43 | 27 | 10 | 273 | 12.4 |
| 2 | CARTER, Jahvin | 22-16 | 618:15 | 28.1 | 88-222 | .396 | 32-100 | .320 | 34-47 | .723 | 14 | 66 | 80 | 3.6 | 32 | 0 | 84 | 34 | 0 | 20 | 242 | 11.0 |
| 20 | WYKLE, Savon | 1-0 | 13:03 | 13.1 | 4-7 | .571 | 2-5 | .400 | 0-0 | .000 | 0 | 2 | 2 | 2.0 | 0 | 0 | 1 | 1 | 2 | 0 | 10 | 10.0 |
| 55 | SMITH, Sean | 22-9 | 496:44 | 22.6 | 71-160 | .444 | 19-52 | .365 | 27-37 | .730 | 19 | 31 | 50 | 2.3 | 42 | 0 | 74 | 31 | 10 | 31 | 188 | 8.5 |
| 0 | OGLESBY, Alec | 21-10 | 504:34 | 24.0 | 54-131 | .412 | 44-101 | .436 | 15-25 | .600 | 11 | 30 | 41 | 2.0 | 34 | 0 | 17 | 16 | 1 | 19 | 167 | 8.0 |
| 13 | LOOFFE, Chris | 22-22 | 519:56 | 23.6 | 58-119 | .487 | 10-36 | .278 | 26-50 | .520 | 40 | 91 | 131 | 6.0 | 77 | 5 | 18 | 40 | 28 | 3 | 152 | 6.9 |
| 11 | GREEN, Tre | 21-9 | 378:28 | 18.0 | 45-131 | .344 | 34-105 | .324 | 13-14 | .929 | 11 | 35 | 46 | 2.2 | 26 | 0 | 14 | 10 | 0 | 12 | 137 | 6.5 |
| 1 | WHITLOCK, Marcus | 13-0 | 139:28 | 10.7 | 17-41 | .415 | 13-33 | .394 | 5-6 | .833 | 5 | 8 | 13 | 1.0 | 11 | 0 | 4 | 3 | 1 | 7 | 52 | 4.0 |
| 3 | JOVANOVIC, Luka | 21-0 | 298:20 | 14.2 | 23-32 | .719 | 1-1 | 1.000 | 6-10 | .600 | 28 | 36 | 64 | 3.0 | 28 | 0 | 7 | 8 | 11 | 8 | 53 | 2.5 |
| 23 | DENT JR., James | 16-0 | 188:04 | 11.8 | 13-36 | .361 | 6-25 | .240 | 5-9 | .556 | 10 | 21 | 31 | 1.9 | 26 | 0 | 16 | 8 | 4 | 4 | 37 | 2.3 |
| 5 | HALL, Jarred | 11-0 | 82:11 | 7.5 | 9-23 | .391 | 3-12 | .250 | 0-0 | .000 | 7 | 8 | 15 | 1.4 | 21 | 0 | 7 | 9 | 5 | 3 | 21 | 1.9 |
| Team | | | | | | | | | | | 43 | 37 | 80 | | | | | 21 | | | | |
| Total | | 22 | 4500 | | 574-1314 | .437 | 212-613 | .346 | 268-397 | .675 | 245 | 569 | 814 | 37.0 | 388 | 8 | 313 | 253 | 98 | 136 | 1628 | 74.0 |
| Opponents | | 22 | 4504 | | 554-1288 | .430 | 135-433 | .312 | 322-448 | .719 | 223 | 559 | 782 | 35.5 | 337 | 7 | 258 | 245 | 57 | 140 | 1565 | 71.1 |

Team Statistics

| | MTSU | OPP |
|------------------------|----------|----------|
| Scoring | 1628 | 1565 |
| Points per game | 74.0 | 71.1 |
| Scoring margin | +2.9 | - |
| Field goals-att | 574-1314 | 554-1288 |
| Field goal pct | .437 | .430 |
| 3 point fg-att | 212-613 | 135-433 |
| 3-point FG pct | .346 | .312 |
| 3-pt FG made per game | 9.6 | 6.1 |
| Free throws-att | 268-397 | 322-448 |
| Free throw pct | .675 | .719 |
| F-Throws made per game | 12.2 | 14.6 |
| Rebounds | 814 | 782 |
| Rebounds per game | 37.0 | 35.5 |
| Rebounding margin | +1.5 | - |
| Assists | 313 | 258 |
| Assists per game | 14.2 | 11.7 |
| Turnovers | 253 | 245 |
| Turnovers per game | 11.5 | 11.1 |
| Turnover margin | -0.4 | - |
| Assist/turnover ratio | 1.2 | 1.1 |
| Steals | 136 | 140 |
| Steals per game | 6.2 | 6.4 |
| Blocks | 98 | 57 |
| Blocks per game | 4.5 | 2.6 |
| Winning streak | 0 | - |
| Home win streak | 0 | - |
| Attendance | 44512 | 32843 |
| Home games-Avg/Game | 12-3709 | 7-4692 |
| Neutral site-Avg/Game | - | 3-185 |

Team Results

| Date | Opponent | | Score | Att. |
|------------|----------------------|------|--------|-------|
| 11/05/2025 | Milligan | W | 100-51 | 7813 |
| 11/08/2025 | Webster | W | 109-56 | 2503 |
| 11/12/2025 | at Evansville | W | 77-72 | 4123 |
| 11/19/2025 | at Michigan | L | 61-86 | 11188 |
| 11/23/2025 | vs Murray St. | W | 90-87 | 555 |
| 11/24/2025 | vs George Washington | L | 79-92 | 0 |
| 11/25/2025 | vs McNeese | L | 62-72 | 0 |
| 12/01/2025 | UAB | W | 76-61 | 3323 |
| 12/07/2025 | Belmont | L | 62-83 | 3168 |
| 12/17/2025 | Kennesaw St. | W | 68-67 | 2812 |
| 12/21/2025 | Cumberland (TN) | W | 74-58 | 2511 |
| 12/29/2025 | at Houston | L | 60-69 | 7035 |
| 01/02/2026 | Louisiana Tech | W | 88-51 | 3127 |
| 01/04/2026 | Sam Houston | W | 68-67 | 3212 |
| 01/08/2026 | at UTEP | Lot | 80-83 | 4368 |
| 01/10/2026 | at New Mexico St. | W | 59-55 | 4047 |
| 01/14/2026 | at Louisiana Tech | L | 58-59 | 2082 |
| 01/17/2026 | Missouri St. | Wot2 | 90-87 | 4482 |
| 01/23/2026 | at Jacksonville St. | L | 58-75 | 0 |
| 01/29/2026 | Liberty | L | 65-81 | 3922 |
| 01/31/2026 | Western Ky. | L | 60-65 | 4127 |
| 02/04/2026 | FIU | Lot | 84-88 | 3512 |

2025-26 HOME STATISTICS

| Record | Overall | Home | Away | Neutral |
|----------------|---------|------|------|---------|
| ALL GAMES | 8-4 | 8-4 | 0-0 | 0-0 |
| CONFERENCE | 4-3 | 4-3 | 0-0 | 0-0 |
| NON-CONFERENCE | 4-1 | 4-1 | 0-0 | 0-0 |

Team Box Score

| No. | Player | | | | Total | | 3-Point | | F-Throw | | Rebounds | | | | | | | | | | | | | | |
|-----------|------------------|-------|--------|------|---------|------|----------|-------|---------|-------|----------|-----|-----|------|-----|----|-----|-----|-----|-----|-----|------|--|--|--|
| | | GP-GS | MIN | AVG | FG-FGA | FG% | 3FG-3FGA | 3FG% | FT-FTA | FT% | OFF | DEF | TOT | AVG | PF | DQ | A | TO | BLK | STL | PTS | AVG | | | |
| 22 | LANDS, Kamari | 12-12 | 340:15 | 28.4 | 58-135 | .430 | 25-71 | .352 | 26-35 | .743 | 11 | 42 | 53 | 4.4 | 14 | 1 | 23 | 14 | 5 | 13 | 167 | 13.9 | | | |
| 10 | ALSTON, Torey | 12-12 | 346:28 | 28.9 | 50-88 | .568 | 1-5 | .200 | 65-96 | .677 | 26 | 68 | 94 | 7.8 | 20 | 0 | 22 | 22 | 20 | 6 | 166 | 13.8 | | | |
| 2 | CARTER, Jahvin | 12-10 | 337:37 | 28.1 | 49-121 | .405 | 21-59 | .356 | 16-21 | .762 | 7 | 30 | 37 | 3.1 | 12 | 0 | 46 | 20 | 0 | 12 | 135 | 11.3 | | | |
| 20 | WYKLE, Savon | 1-0 | 13:03 | 13.1 | 4-7 | .571 | 2-5 | .400 | 0-0 | .000 | 0 | 2 | 2 | 2.0 | 0 | 0 | 1 | 1 | 2 | 0 | 10 | 10.0 | | | |
| 55 | SMITH, Sean | 12-3 | 276:21 | 23.0 | 38-83 | .458 | 14-36 | .389 | 16-21 | .762 | 6 | 19 | 25 | 2.1 | 17 | 0 | 45 | 17 | 7 | 18 | 106 | 8.8 | | | |
| 0 | OGLESBY, Alec | 11-6 | 247:32 | 22.5 | 28-72 | .389 | 24-58 | .414 | 9-14 | .643 | 7 | 19 | 26 | 2.4 | 13 | 0 | 9 | 8 | 0 | 12 | 89 | 8.1 | | | |
| 11 | GREEN, Tre | 12-5 | 232:02 | 19.3 | 30-87 | .345 | 22-72 | .306 | 11-11 | 1.000 | 5 | 19 | 24 | 2.0 | 19 | 0 | 11 | 6 | 0 | 10 | 93 | 7.8 | | | |
| 13 | LOOFE, Chris | 12-12 | 286:57 | 23.9 | 29-62 | .468 | 5-21 | .238 | 14-27 | .519 | 27 | 59 | 86 | 7.2 | 41 | 3 | 10 | 16 | 18 | 2 | 77 | 6.4 | | | |
| 1 | WHITLOCK, Marcus | 9-0 | 117:08 | 13.0 | 17-38 | .447 | 13-32 | .406 | 4-4 | 1.000 | 2 | 6 | 8 | 0.9 | 10 | 0 | 4 | 3 | 1 | 7 | 51 | 5.7 | | | |
| 23 | DENT JR., James | 7-0 | 70:12 | 10.0 | 7-18 | .389 | 4-13 | .308 | 1-3 | .333 | 7 | 9 | 16 | 2.3 | 10 | 0 | 6 | 5 | 3 | 4 | 19 | 2.7 | | | |
| 3 | JOVANOVIC, Luka | 12-0 | 168:41 | 14.1 | 10-16 | .625 | 1-1 | 1.000 | 1-2 | .500 | 15 | 29 | 44 | 3.7 | 16 | 0 | 3 | 6 | 5 | 6 | 22 | 1.8 | | | |
| 5 | HALL, Jarred | 5-0 | 38:44 | 7.7 | 4-11 | .364 | 1-5 | .200 | 0-0 | .000 | 5 | 3 | 8 | 1.6 | 8 | 0 | 4 | 4 | 4 | 1 | 9 | 1.8 | | | |
| Team | | | | | | | | | | | 23 | 13 | 36 | | | | | 9 | | | | | | | |
| Total | | 12 | 2475 | | 324-738 | .439 | 133-378 | .352 | 163-234 | .697 | 141 | 318 | 459 | 38.3 | 180 | 4 | 184 | 131 | 65 | 91 | 944 | 78.7 | | | |
| Opponents | | 12 | 2475 | | 301-715 | .421 | 74-240 | .308 | 139-205 | .678 | 124 | 310 | 434 | 36.2 | 182 | 5 | 142 | 155 | 26 | 81 | 815 | 67.9 | | | |

Score by Periods

| Team | 1st | 2nd | OT | TOT |
|--------------|-----|-----|----|-----|
| Middle Tenn. | 436 | 477 | 31 | 944 |
| Opponents | 387 | 396 | 32 | 815 |

2025-26 AWAY STATISTICS

| Record | Overall | Home | Away | Neutral |
|----------------|---------|------|------|---------|
| ALL GAMES | 2-5 | 0-0 | 2-5 | 0-0 |
| CONFERENCE | 1-3 | 0-0 | 1-3 | 0-0 |
| NON-CONFERENCE | 1-2 | 0-0 | 1-2 | 0-0 |

Team Box Score

| No. | Player | | | | Total | | 3-Point | | F-Throw | | Rebounds | | | | | | | | | | | | | | |
|-----------|------------------|-------|--------|------|---------|------|----------|------|---------|------|----------|-----|-----|------|-----|----|----|----|-----|-----|-----|------|--|--|--|
| | | GP-GS | MIN | AVG | FG-FGA | FG% | 3FG-3FGA | 3FG% | FT-FTA | FT% | OFF | DEF | TOT | AVG | PF | DQ | A | TO | BLK | STL | PTS | AVG | | | |
| 22 | LANDS, Kamari | 7-7 | 230:60 | 33.0 | 33-85 | .388 | 17-46 | .370 | 18-23 | .783 | 1 | 24 | 25 | 3.6 | 17 | 0 | 16 | 10 | 4 | 6 | 101 | 14.4 | | | |
| 2 | CARTER, Jahvin | 7-5 | 203:31 | 29.1 | 28-78 | .359 | 7-32 | .219 | 17-24 | .708 | 6 | 29 | 35 | 5.0 | 14 | 0 | 27 | 10 | 0 | 7 | 80 | 11.4 | | | |
| 10 | ALSTON, Torey | 7-7 | 174:54 | 25.0 | 22-39 | .564 | 0-2 | .000 | 14-26 | .538 | 8 | 40 | 48 | 6.9 | 27 | 2 | 4 | 15 | 4 | 3 | 58 | 8.3 | | | |
| 55 | SMITH, Sean | 7-3 | 140:39 | 20.1 | 21-49 | .429 | 5-13 | .385 | 6-8 | .750 | 9 | 6 | 15 | 2.1 | 15 | 0 | 18 | 9 | 0 | 7 | 53 | 7.6 | | | |
| 13 | LOOFE, Chris | 7-7 | 176:30 | 25.2 | 19-40 | .475 | 5-14 | .357 | 9-16 | .563 | 7 | 28 | 35 | 5.0 | 27 | 2 | 6 | 18 | 6 | 1 | 52 | 7.4 | | | |
| 0 | OGLESBY, Alec | 7-4 | 178:55 | 25.6 | 13-36 | .361 | 9-28 | .321 | 1-2 | .500 | 3 | 6 | 9 | 1.3 | 15 | 0 | 3 | 6 | 1 | 5 | 36 | 5.1 | | | |
| 11 | GREEN, Tre | 7-2 | 112:01 | 16.0 | 12-37 | .324 | 10-28 | .357 | 0-1 | .000 | 5 | 12 | 17 | 2.4 | 6 | 0 | 0 | 2 | 0 | 2 | 34 | 4.9 | | | |
| 3 | JOVANOVIC, Luka | 6-0 | 78:48 | 13.1 | 9-10 | .900 | 0-0 | .000 | 1-2 | .500 | 8 | 5 | 13 | 2.2 | 7 | 0 | 1 | 1 | 5 | 2 | 19 | 3.2 | | | |
| 23 | DENT JR., James | 6-0 | 79:14 | 13.2 | 4-12 | .333 | 2-9 | .222 | 2-4 | .500 | 3 | 9 | 12 | 2.0 | 10 | 0 | 6 | 2 | 1 | 0 | 12 | 2.0 | | | |
| 5 | HALL, Jarred | 4-0 | 30:48 | 7.7 | 3-8 | .375 | 1-5 | .200 | 0-0 | .000 | 2 | 5 | 7 | 1.8 | 8 | 0 | 3 | 5 | 1 | 1 | 7 | 1.8 | | | |
| 1 | WHITLOCK, Marcus | 3-0 | 18:40 | 6.2 | 0-3 | .000 | 0-1 | .000 | 1-2 | .500 | 3 | 0 | 3 | 1.0 | 1 | 0 | 0 | 0 | 0 | 0 | 1 | 0.3 | | | |
| Team | | | | | | | | | | | 13 | 19 | 32 | | | | 9 | | | | | | | | |
| Total | | 7 | 1425 | | 164-397 | .413 | 56-178 | .315 | 69-108 | .639 | 68 | 183 | 251 | 35.9 | 147 | 4 | 84 | 87 | 22 | 34 | 453 | 64.7 | | | |
| Opponents | | 7 | 1429 | | 170-399 | .426 | 38-130 | .292 | 121-165 | .733 | 69 | 181 | 250 | 35.7 | 102 | 2 | 78 | 67 | 19 | 41 | 499 | 71.3 | | | |

Score by Periods

| Team | 1st | 2nd | OT | TOT |
|--------------|-----|-----|----|-----|
| Middle Tenn. | 241 | 205 | 7 | 453 |
| Opponents | 223 | 266 | 10 | 499 |

2025-26 NON-CONFERENCE STATISTICS

| Record | Overall | Home | Away | Neutral |
|----------------|---------|------|------|---------|
| ALL GAMES | 6-5 | 4-1 | 1-2 | 1-2 |
| CONFERENCE | 0-0 | 0-0 | 0-0 | 0-0 |
| NON-CONFERENCE | 6-5 | 4-1 | 1-2 | 1-2 |

Team Box Score

| No. | Player | | | | Total | | 3-Point | | F-Throw | | Rebounds | | | | | | | | | | | | | |
|-----------|------------------|-------|--------|------|---------|------|----------|-------|---------|-------|----------|-----|-----|------|-----|----|-----|-----|-----|-----|-----|------|--|--|
| | | GP-GS | MIN | AVG | FG-FGA | FG% | 3FG-3FGA | 3FG% | FT-FTA | FT% | OFF | DEF | TOT | AVG | PF | DQ | A | TO | BLK | STL | PTS | AVG | | |
| 10 | ALSTON, Torey | 11-11 | 288:24 | 26.2 | 50-89 | .562 | 0-5 | .000 | 38-53 | .717 | 31 | 63 | 94 | 8.5 | 24 | 1 | 15 | 16 | 13 | 8 | 138 | 12.5 | | |
| 2 | CARTER, Jahvin | 11-5 | 295:42 | 26.9 | 52-116 | .448 | 17-57 | .298 | 15-21 | .714 | 8 | 26 | 34 | 3.1 | 18 | 0 | 36 | 14 | 0 | 12 | 136 | 12.4 | | |
| 22 | LANDS, Kamari | 11-11 | 300:47 | 27.3 | 47-110 | .427 | 22-62 | .355 | 16-20 | .800 | 4 | 40 | 44 | 4.0 | 16 | 0 | 20 | 17 | 2 | 8 | 132 | 12.0 | | |
| 55 | SMITH, Sean | 11-9 | 268:02 | 24.4 | 45-102 | .441 | 10-31 | .323 | 17-26 | .654 | 13 | 21 | 34 | 3.1 | 23 | 0 | 38 | 16 | 7 | 15 | 117 | 10.6 | | |
| 20 | WYKLE, Savon | 1-0 | 13:03 | 13.1 | 4-7 | .571 | 2-5 | .400 | 0-0 | .000 | 0 | 2 | 2 | 2.0 | 0 | 0 | 1 | 1 | 2 | 0 | 10 | 10.0 | | |
| 0 | OGLESBY, Alec | 10-0 | 230:50 | 23.1 | 30-70 | .429 | 24-50 | .480 | 9-14 | .643 | 5 | 15 | 20 | 2.0 | 18 | 0 | 9 | 8 | 0 | 7 | 93 | 9.3 | | |
| 13 | LOOFE, Chris | 11-11 | 233:13 | 21.2 | 34-68 | .500 | 6-16 | .375 | 8-19 | .421 | 27 | 35 | 62 | 5.6 | 36 | 0 | 9 | 23 | 14 | 3 | 82 | 7.5 | | |
| 11 | GREEN, Tre | 10-8 | 207:40 | 20.8 | 21-63 | .333 | 15-50 | .300 | 8-8 | 1.000 | 4 | 16 | 20 | 2.0 | 11 | 0 | 8 | 7 | 0 | 6 | 65 | 6.5 | | |
| 23 | DENT JR., James | 7-0 | 99:40 | 14.2 | 7-18 | .389 | 4-13 | .308 | 3-4 | .750 | 5 | 16 | 21 | 3.0 | 16 | 0 | 12 | 5 | 2 | 1 | 21 | 3.0 | | |
| 3 | JOVANOVIC, Luka | 10-0 | 129:34 | 13.0 | 10-15 | .667 | 1-1 | 1.000 | 5-8 | .625 | 15 | 16 | 31 | 3.1 | 15 | 0 | 4 | 3 | 5 | 5 | 26 | 2.6 | | |
| 5 | HALL, Jarred | 9-0 | 77:13 | 8.6 | 9-21 | .429 | 3-11 | .273 | 0-0 | .000 | 6 | 6 | 12 | 1.3 | 17 | 0 | 7 | 7 | 5 | 3 | 21 | 2.3 | | |
| 1 | WHITLOCK, Marcus | 7-0 | 55:51 | 8.0 | 4-18 | .222 | 1-12 | .083 | 0-0 | .000 | 1 | 5 | 6 | 0.9 | 2 | 0 | 1 | 1 | 0 | 2 | 9 | 1.3 | | |
| Team | | | | | | | | | | | 16 | 21 | 37 | | | | | 9 | | | | | | |
| Total | | 11 | 2200 | | 313-697 | .449 | 105-313 | .335 | 119-173 | .688 | 135 | 282 | 417 | 37.9 | 196 | 1 | 160 | 127 | 50 | 70 | 850 | 77.3 | | |
| Opponents | | 11 | 2204 | | 283-657 | .431 | 65-227 | .286 | 156-214 | .729 | 115 | 276 | 391 | 35.5 | 156 | 3 | 135 | 131 | 25 | 71 | 787 | 71.5 | | |

Score by Periods

| Team | 1st | 2nd | OT | TOT |
|--------------|-----|-----|----|-----|
| Middle Tenn. | 407 | 443 | 0 | 850 |
| Opponents | 366 | 421 | 0 | 787 |

2025-26 CONFERENCE STATISTICS

| Record | Overall | Home | Away | Neutral |
|----------------|---------|------|------|---------|
| ALL GAMES | 5-6 | 4-3 | 1-3 | 0-0 |
| CONFERENCE | 5-6 | 4-3 | 1-3 | 0-0 |
| NON-CONFERENCE | 0-0 | 0-0 | 0-0 | 0-0 |

Team Box Score

| No. | Player | | | | Total | | 3-Point | | F-Throw | | Rebounds | | | | | | | | | | | | | |
|-----------|------------------|-------|--------|------|---------|------|----------|------|---------|------|----------|-----|-----|------|-----|----|-----|-----|-----|-----|-----|------|--|--|
| | | GP-GS | MIN | AVG | FG-FGA | FG% | 3FG-3FGA | 3FG% | FT-FTA | FT% | OFF | DEF | TOT | AVG | PF | DQ | A | TO | BLK | STL | PTS | AVG | | |
| 22 | LANDS, Kamari | 11-11 | 347:08 | 31.6 | 54-138 | .391 | 25-72 | .347 | 31-42 | .738 | 9 | 34 | 43 | 3.9 | 21 | 1 | 22 | 12 | 7 | 11 | 164 | 14.9 | | |
| 10 | ALSTON, Torey | 11-11 | 324:37 | 29.5 | 41-75 | .547 | 1-4 | .250 | 52-84 | .619 | 13 | 67 | 80 | 7.3 | 30 | 1 | 14 | 27 | 14 | 2 | 135 | 12.3 | | |
| 2 | CARTER, Jahvin | 11-11 | 322:33 | 29.3 | 36-106 | .340 | 15-43 | .349 | 19-26 | .731 | 6 | 40 | 46 | 4.2 | 14 | 0 | 48 | 20 | 0 | 8 | 106 | 9.6 | | |
| 1 | WHITLOCK, Marcus | 6-0 | 83:37 | 13.9 | 13-23 | .565 | 12-21 | .571 | 5-6 | .833 | 4 | 3 | 7 | 1.2 | 9 | 0 | 3 | 2 | 1 | 5 | 43 | 7.2 | | |
| 0 | OGLESBY, Alec | 11-10 | 273:44 | 24.9 | 24-61 | .393 | 20-51 | .392 | 6-11 | .545 | 6 | 15 | 21 | 1.9 | 16 | 0 | 8 | 8 | 1 | 12 | 74 | 6.7 | | |
| 11 | GREEN, Tre | 11-1 | 170:48 | 15.5 | 24-68 | .353 | 19-55 | .345 | 5-6 | .833 | 7 | 19 | 26 | 2.4 | 15 | 0 | 6 | 3 | 0 | 6 | 72 | 6.5 | | |
| 55 | SMITH, Sean | 11-0 | 228:42 | 20.8 | 26-58 | .448 | 9-21 | .429 | 10-11 | .909 | 6 | 10 | 16 | 1.5 | 19 | 0 | 36 | 15 | 3 | 16 | 71 | 6.5 | | |
| 13 | LOOFE, Chris | 11-11 | 286:43 | 26.1 | 24-51 | .471 | 4-20 | .200 | 18-31 | .581 | 13 | 56 | 69 | 6.3 | 41 | 5 | 9 | 17 | 14 | 0 | 70 | 6.4 | | |
| 3 | JOVANOVIC, Luka | 11-0 | 168:47 | 15.3 | 13-17 | .765 | 0-0 | .000 | 1-2 | .500 | 13 | 20 | 33 | 3.0 | 13 | 0 | 3 | 5 | 6 | 3 | 27 | 2.5 | | |
| 23 | DENT JR., James | 9-0 | 88:24 | 9.8 | 6-18 | .333 | 2-12 | .167 | 2-5 | .400 | 5 | 5 | 10 | 1.1 | 10 | 0 | 4 | 3 | 2 | 3 | 16 | 1.8 | | |
| 5 | HALL, Jarred | 2-0 | 04:58 | 2.5 | 0-2 | .000 | 0-1 | .000 | 0-0 | .000 | 1 | 2 | 3 | 1.5 | 4 | 0 | 0 | 2 | 0 | 0 | 0 | 0.0 | | |
| Team | | | | | | | | | | | 27 | 16 | 43 | | | | | 12 | | | | | | |
| Total | | 11 | 2300 | | 261-617 | .423 | 107-300 | .357 | 149-224 | .665 | 110 | 287 | 397 | 36.1 | 192 | 7 | 153 | 126 | 48 | 66 | 778 | 70.7 | | |
| Opponents | | 11 | 2300 | | 271-631 | .429 | 70-206 | .340 | 166-234 | .709 | 108 | 283 | 391 | 35.5 | 181 | 4 | 123 | 114 | 32 | 69 | 778 | 70.7 | | |

Score by Periods

| Team | 1st | 2nd | OT | TOT |
|--------------|-----|-----|----|-----|
| Middle Tenn. | 388 | 352 | 38 | 778 |
| Opponents | 361 | 375 | 42 | 778 |

MIDDLE TENNESSEE

MEN'S BASKETBALL

MIDDLE TENNESSEE'S RECORD WHEN...

| | |
|---|------|
| MT scores first..... | 6-5 |
| Opponent scores first..... | 5-6 |
| Leading at half | 7-4 |
| Trailing at half | 2-7 |
| Tied at half | 2-0 |
| Leading with 5:00 left in regulation | 10-2 |
| Trailing with 5:00 left in regulation | 1-9 |
| Tied with 5:00 left in regulation | 0-0 |
| In overtime..... | 1-2 |
| MT outrebounds opponent..... | 8-5 |
| MT is outrebounded..... | 3-6 |
| MT is tied in rebounds..... | 0-0 |
| MT commits more turnovers | 3-10 |
| Opponent commits more turnovers | 8-0 |
| MT is tied in turnovers..... | 0-1 |
| MT has more free throw attempts | 3-3 |
| Opponent has more free throw attempts | 8-8 |
| MT is tied in free throw attempts | 0-0 |
| MT shoots 50% or better..... | 4-1 |
| MT shoots less than 50% | 7-10 |
| Opponent shoots 50% or better | 0-3 |
| Opponent shoots less than 50% | 11-8 |
| MT shoots better than opponent..... | 9-5 |
| Opponent shoots better than MT | 2-6 |
| MT and opponent tied in FG% | 0-0 |
| MT bench outscores opponent bench | 5-6 |
| Opponent bench outscores MT bench..... | 6-5 |
| MT is tied in bench points | 0-0 |
| MT scores between 0-59 | 1-2 |
| MT scores between 60-69 | 2-6 |
| MT scores between 70-79 | 3-1 |
| MT scores between 80-89 | 1-2 |
| MT scores between 90-99 | 2-0 |
| MT scores 100 or more..... | 2-0 |
| Opponent scores between 0-59..... | 5-1 |
| Opponent scores between 60-69 | 3-2 |
| Opponent scores between 70-79 | 1-2 |
| Opponent scores between 80-89 | 2-5 |
| Opponent scores 90 or more | 0-1 |
| On Mondays..... | 1-2 |
| On Tuesdays | 0-1 |
| On Wednesdays | 3-3 |
| On Thursdays..... | 0-2 |
| On Fridays..... | 1-1 |
| On Saturdays | 3-1 |
| On Sundays..... | 3-1 |
| In November | 4-3 |
| In December | 3-2 |
| In January | 4-5 |
| In February..... | 0-1 |
| In March..... | 0-0 |

2025-26 MISCELLANEOUS STATS

| First Scorer | Season | |
|----------------------|--------|--------|
| Kamari Lands | 12 | |
| Tre Green | 3 | |
| Torey Alston | 3 | |
| Chris Loofe | 2 | |
| Alec Oglesby | 1 | |
| Jahvin Carter | 1 | |
| First Points | Season | |
| Three-pointer | 9 | |
| Jump shot | 6 | |
| Free Throw | 4 | |
| Layup | 3 | |
| First Sub | Season | |
| Sean Smith | 7 | |
| Tre Green | 7 | |
| Alec Oglesby | 6 | |
| Luka Jovanovic | 5 | |
| Jahvin Carter | 3 | |
| Jarred Hall | 2 | |
| James Dent | 1 | |
| Led MT in Scoring | Season | Career |
| Kamari Lands | 8 | 9 |
| Torey Alston | 7 | 7 |
| Jahvin Carter | 4 | 4 |
| Chris Loofe | 2 | 3 |
| Alec Oglesby | 1 | 1 |
| Sean Smith | 1 | 1 |
| Marcus Whitlock, Jr. | 1 | 1 |
| Tre Green | 0 | 2 |
| Led MT in Rebounding | Season | Career |
| Torey Alston | 16 | 24 |
| Chris Loofe | 6 | 12 |
| Kamari Lands | 2 | 2 |
| Luka Jovanovic | 2 | 2 |
| Jahvin Carter | 2 | 2 |
| Sean Smith | 1 | 1 |
| Led MT in Assists | Season | Career |
| Jahvin Carter | 12 | 12 |
| Sean Smith | 10 | 10 |
| Kamari Lands | 2 | 4 |
| Jarred Hall | 1 | 1 |
| Torey Alston | 1 | 1 |
| Tre Green | 0 | 2 |
| Chris Loofe | 0 | 1 |
| Consecutive Starts | Season | Career |
| Torey Alston | 22 | 25 |
| Kamari Lands | 22 | 22 |
| Chris Loofe | 22 | 22 |
| Jahvin Carter | 16 | 16 |
| Alec Oglesby | 10 | 10 |

GAME HIGHS/LOWS

MIDDLE TENNESSEE SEASON HIGHS

| Category | Stat | Game |
|-----------------------|-----------|---------------------------------------|
| Points | 109..... | vs. Webster (11/8/25) |
| Field Goals Made | 43 | vs. Webster (11/8/25) |
| Field Goal Attempts | 87 | vs. Webster (11/8/25) |
| Field Goal Percentage | 55.6..... | vs. LA Tech (1/2/26) |
| 3-Pointers Made | 22 | vs. LA Tech (1/2/26) |
| 3-Pointers Attempts | 44 | vs. LA Tech (1/2/26) |
| 3-Pointer Percentage | 50.0..... | 2x, last vs. Missouri State (1/17/26) |
| Free Throws Made | 24 | vs. Kennesaw State (12/17/25) |
| Free Throw Attempts | 33 | vs. FIU (2/4/26) |
| Free Throw Percentage | 90 | vs. Sam Houston (1/4/26) |
| Rebounds | 48 | vs. Webster (11/8/25) |
| Assists | 27 | vs. Webster (11/8/25) |
| Steals | 12..... | vs. Webster (11/8/25) |
| Blocked Shots | 11..... | vs. Kennesaw State (12/17/25) |
| Turnovers | 19..... | at Houston (12/29/25) |
| Fouls | 28 | at UTEP (1/8/26) |

MIDDLE TENNESSEE SEASON LOWS

| Category | Stat | Game |
|-----------------------|-----------|--|
| Points | 58 | 2x, last at Jacksonville State (1/23/26) |
| Field Goals Made | 19..... | vs. Kennesaw State (12/17/25) |
| Field Goal Attempts | 49 | at Houston (12/29/25) |
| Field Goal Percentage | 30.4..... | at Michigan (11/19/25) |
| 3-Pointers Made | 4 | 2x, last vs. WKU (1/31/26) |
| 3-Pointers Attempts | 16..... | vs. Murray State (11/23/25) |
| 3-Pointer Percentage | 21.1..... | 3x, last vs. WKU (1/31/26) |
| Free Throws Made | 2 | vs. LA Tech (1/2/26) |
| Free Throw Attempts | 6 | at Houston (12/29/25) |
| Free Throw Percentage | 25.0..... | vs. LA Tech (1/2/26) |
| Rebounds | 27 | vs. George Washington (11/24/25) |
| Assists | 8 | at Michigan (11/19/25) |
| Steals | 3 | 6x, last vs. Liberty (1/29/26) |
| Blocked Shots | 1..... | 2x, last vs. WKU (1/31/26) |
| Turnovers | 7 | 2x, last vs. LA Tech (1/2/26) |
| Fouls | 8 | vs. Cumberland (12/21/25) |

OPPONENT SEASON HIGHS

| Category | Stat | Game |
|-----------------------|------------|---------------------------------------|
| Points | 92 | vs. George Washington (11/24/25) |
| Field Goals Made | 34 | vs. Belmont (12/7/25) |
| Field Goal Attempts | 69 | vs. Missouri State (1/17/26) |
| Field Goal Percentage | 61.5 | vs. Liberty (1/29/26) |
| 3-Pointers Made | 11..... | 2x, last vs. Missouri State (1/17/26) |
| 3-Pointers Attempts | 28 | 2x, last vs. WKU (1/31/26) |
| 3-Pointer Percentage | 60.0..... | at Jacksonville State (1/23/26) |
| Free Throws Made | 26 | vs. FIU (2/4/26) |
| Free Throw Attempts | 37 | vs. FIU (2/4/26) |
| Free Throw Percentage | 92.0..... | vs. McNeese (11/25/25) |
| Rebounds | 48 | at Michigan (11/19/25) |
| Assists | 21..... | vs. Belmont (12/7/25) |
| Steals | 10..... | 2x, last vs. Missouri State (1/17/26) |
| Blocked Shots | 7 | vs. Kennesaw State (12/17/25) |
| Turnovers | 26 | vs. Webster (11/8/25) |
| Fouls | 22 | vs. Missouri State (1/17/26) |

OPPONENT SEASON LOWS

| Category | Stat | Game |
|-----------------------|------------|------------------------------------|
| Points | 51..... | 2x, last vs. LA Tech (1/2/26) |
| Field Goals Made | 17..... | vs. LA Tech (1/2/26) |
| Field Goal Attempts | 44 | vs. LA Tech (1/2/26) |
| Field Goal Percentage | 27.3 | vs. Milligan (11/5/25) |
| 3-Pointers Made | 1..... | at LA Tech (1/14/26) |
| 3-Pointers Attempts | 10..... | vs. Webster (11/8/25) |
| 3-Pointer Percentage | 8.3..... | at LA Tech (1/14/26) |
| Free Throws Made | 5 | 2x, last vs. Cumberland (12/21/25) |
| Free Throw Attempts | 7 | vs. Cumberland (12/21/25) |
| Free Throw Percentage | 38.5..... | vs. Belmont (12/7/25) |
| Rebounds | 23 | vs. Liberty (1/29/26) |
| Assists | 7 | 3x, last vs. vs. LA Tech (1/2/26) |
| Steals | 1..... | at Jacksonville State (1/23/26) |
| Blocked Shots | 0 | 2x, last vs. LA Tech (1/2/26) |
| Turnovers | 5 | vs. Liberty (1/29/26) |
| Fouls | 9 | vs. UAB (12/1/25) |

MIDDLE TENNESSEE INDIVIDUAL HIGHS

| Category | Stat | Game |
|-----------------------|-----------------|---|
| Points | 26 | Alston vs. Murray State (11/23/25) |
| Field Goals Made | 12..... | Alston vs. Murray State (11/23/25) |
| Field Goal Attempts | 21..... | Alston vs. Murray State (11/23/25) |
| Field Goal Percentage | 100 (6-6) | Loofe at UTEP (1/8/26) |
| 3-Pointers Made | 8 | Oglesby vs. LA Tech (1/2/26) |
| 3-Pointers Attempts | 14..... | Oglesby vs. LA Tech (1/2/26) |
| 3-Pointer Percentage | 100 (2-2) | Loofe vs. Milligan (11/5/25) |
| Free Throws Made | 9 | 2x, last Alston vs. FIU (2/4/26) |
| Free Throw Attempts | 14..... | Alston vs. WKU (1/31/26) |
| Free Throw Percentage | 100 | 9x, last Whitlock, Jr. vs. FIU (2/4/26) |
| Rebounds | 16..... | Alston vs. Murray State (11/23/25) |
| Assists | 8 | 2x, last Carter vs. FIU (2/4/26) |
| Steals | 5 | Oglesby vs. Sam Houston (1/4/26) |
| Blocked Shots | 6 | Alston vs. Kennesaw State (12/17/25) |
| Turnovers | 6 | Loofe at Houston (12/29/25) |
| Fouls | 5 | 8x, last Lands vs. FIU (2/4/26) |

OPPONENT INDIVIDUAL HIGHS

| Category | Stat | Game |
|-----------------------|------------|--|
| Points | 34 | Stephenson vs. FIU (2/4/26) |
| Field Goals Made | 13..... | Stephenson vs. FIU (2/4/26) |
| Field Goal Attempts | 22 | Stephenson vs. FIU (2/4/26) |
| Field Goal Percentage | 87.5 | Jones vs. George Washington (11/24/25) |
| 3-Pointers Made | 6 | 2x, last Metheny vs. Liberty (1/29/26) |
| 3-Pointers Attempts | 12..... | Unseld vs. WKU (1/31/26) |
| 3-Pointer Percentage | 100 | Benjamin vs. George Washington (11/24/25) |
| Free Throws Made | 9 | Jackson vs. FIU (2/4/26) |
| Free Throw Attempts | 12..... | King vs. Murray State (11/23/25) |
| Free Throw Percentage | 100 | 14x, last Murdix vs. WKU (1/31/26) |
| Rebounds | 15..... | 2x, last Thomas II at LA Tech (1/14/26) |
| Assists | 9 | Cleveland vs. Liberty (1/29/26) |
| Steals | 3 ... | 9x, last King vs. Missouri State (1/17/26) |
| Blocked Shots | 3 | 4x, last Martinez at LA Tech (1/14/26) |
| Turnovers | 6 | Nelson vs. Webster (11/8/25) |
| Fouls | 5 | 6x, last Olayinka vs. FIU (2/4/26) |

CAREER RECORD AS HEAD

COACH:

214-195 (.523 / 13 seasons)

CAREER RECORD AT MIDDLE

TENNESSEE:

116-129 (.473 / 8 seasons)



COACHING HONORS

2021-22 Conference USA Coach of the Year

2021-22 Conference USA East Division Champion

2017 Skip Prosser Man of the Year Finalist

2016-17 Big South Conference Coach of the Year

2016-17 NABC District 3 Coach of the Year

2016-17 Big South Regular Season Co-Champion

COACHING CAREER

| Season | School | Position | Record/Postseason |
|---------|------------------|----------------------|--------------------------|
| 2001-02 | UNC Asheville | Assistant Coach | 13-15 |
| 2002-03 | UNC Asheville | Assistant Coach | 15-17 / NCAA 2nd Round |
| 2003-04 | UNC Asheville | Assistant Coach | 9-20 |
| 2004-05 | UNC Asheville | Assistant Coach | 11-17 |
| 2005-06 | UNC Asheville | Assistant Coach | 9-19 |
| 2006-07 | UNC Asheville | Assistant Coach | 12-19 |
| 2007-08 | UNC Asheville | Assistant Coach | 23-10 / NIT First Round |
| 2008-09 | UNC Asheville | Assistant Coach | 15-16 |
| 2009-10 | UNC Asheville | Assistant Coach | 15-16 |
| 2010-11 | UNC Asheville | Assistant Coach | 20-14 / NCAA 2nd Round |
| 2011-12 | UNC Asheville | Associate Head Coach | 24-10 / NCAA 1st Round |
| 2012-13 | UNC Asheville | Associate Head Coach | 16-16 |
| 2013-14 | UNC Asheville | Head Coach | 17-15 |
| 2014-15 | UNC Asheville | Head Coach | 15-16 |
| 2015-16 | UNC Asheville | Head Coach | 22-12 / NCAA First Round |
| 2016-17 | UNC Asheville | Head Coach | 23-10 |
| 2017-18 | UNC Asheville | Head Coach | 21-13 / NIT First Round |
| 2018-19 | Middle Tennessee | Head Coach | 11-21 |
| 2019-20 | Middle Tennessee | Head Coach | 8-23 |
| 2020-21 | Middle Tennessee | Head Coach | 5-18 |
| 2021-22 | Middle Tennessee | Head Coach | 26-11 / CBI Runner-Up |
| 2022-23 | Middle Tennessee | Head Coach | 19-14 |
| 2023-24 | Middle Tennessee | Head Coach | 14-19 |
| 2024-25 | Middle Tennessee | Head Coach | 22-12 / NIT First Round |
| 2025-26 | Middle Tennessee | Head Coach | 11-11 |

MCDEVITT FASTBREAK FACTS

- Named the 20th head men's basketball coach at Middle Tennessee on March 24, 2018
- Has led five teams to postseason tournament appearances as a head coach
- Guided 21 student-athletes to All-CUSA teams and 18 players to CUSA Player of the Week honors
- Coached 2025 CUSA Newcomer of the Year Essam Mostafa and 2019 CUSA Newcomer of the Year Antonio Green
- In the 2022-23 season, he earned his first ranked win as a Blue Raider, defeating then-No. 25 Florida Atlantic at home, becoming the last team to defeat the Owls until the NCAA Final Four
- Guided the 2021-22 Blue Raiders to the finals of the CBI after winning the CUSA Regular Season East Division Title
- His 245 games coached with Middle Tennessee ranks third all-time amongst all coaches
- Winning 76 home games in the past seven seasons, he has the fourth-most wins at home in Blue Raider history
- With his 116 games won, he has sole possession of fourth place for most program victories
- Sits fourth in program history with 63 conference wins
- Played for four years at UNC Asheville before joining the coaching staff
- Earned a bachelor's degree in history from UNC Asheville
- Has two children, a son Cooper and daughter Kathryn, with wife Lauren



O

ALEC OGLESBY

G | 6-5 | 210 | Gr.
Lawrenceville, Ga.
Stetson / UNCW / Cleveland State



DID YOU KNOW

Major: Master's in Strategic Leadership
Hobbies: Reading, pickleball, cooking
Favorite food: Sweet potato and steak
Favorite movie: He Got Game

Favorite athlete: Devin Booker
Biggest role model: His dad
Hidden talent: Good at cooking

SEASON SUPERLATIVES

Points: 25 vs. LA Tech (1/2/2026)
Field Goals Made: 8 vs. LA Tech (1/2/2026)
Field Goals Attempted: 14 vs. LA Tech (1/2/2026)
3-Point Field Goals Made: 8 vs. LA Tech (1/2/2026)
3-Point Field Goals Attempted: 14 vs. LA Tech (1/2/2026)
Free Throws Made: 4 vs. Webster (11/8/2025)
Free Throws Attempted: 5, 2x, last vs. Murray State (11/23/2025)
Rebounds: 5, 2x, last vs. FIU (2/4/2026)
Assists: 3, 2x, last vs. George Washington (11/24/2025)
Blocks: 1 at UTEP (1/8/2026)
Steals: 5 vs. Sam Houston (1/4/2026)
Minutes Played: 39 at UTEP (1/8/2026)
Double-Figure Games: 8
20-Point Games: 1
10-Rebound Games: None
Double-Doubles: None

CAREER SUPERLATIVES

Points: 25 vs. LA Tech (1/2/2026)
Field Goals Made: 8 vs. LA Tech (1/2/2026)
Field Goals Attempted: 15 vs. Kennesaw State (1/10/2024)
3-Point Field Goals Made: 8 vs. LA Tech (1/2/2026)
3-Point Field Goals Attempted: 14 vs. LA Tech (1/2/2026)
Free Throws Made: 6 vs. Jacksonville State (1/21/2023)
Free Throws Attempted: 6, 2x, last vs. Cincinnati (12/22/2023)
Rebounds: 9 vs. Bellarmine (2/7/2024)
Assists: 4 vs. Wisconsin Milwaukee (3/19/2023)
Blocks: 2 vs. Johnson FL (11/29/2022)
Steals: 5 vs. Sam Houston (1/4/2026)
Minutes Played: 44 vs. Wisconsin Milwaukee (3/19/2023)
Double-Figure Games: 32
20-Point Games: 3
Double-Doubles: None

CAREER HONORS

1/5/26 Conference USA Player of the Week

2025-26 GAME-BY-GAME

| Opponent | Date | GS | MIN | Total | | 3-Pointers | | Free throws | | Rebounds | | | | PF | A | TO | BLK | STL | PTS | AVG | | |
|----------------------|------------|----|-------|--------|--------|------------|--------|-------------|-------|----------|-----|-----|-----|-----|----|----|-----|-----|------|------|------|-----|
| | | | | FG-FGA | PCT | 3FG-3FGA | PCT | FT-FTA | PCT | OFF | DEF | TOT | AVG | | | | | | | | | |
| Milligan | 11/05/2025 | | 19:45 | 4-7 | .571 | 2-5 | .400 | 0-0 | .000 | 0 | 3 | 3 | 0 | 1 | 1 | 0 | 0 | 0 | 10 | 10.0 | | |
| Webster | 11/08/2025 | | 24:53 | 3-12 | .250 | 3-9 | .333 | 4-5 | .800 | 2 | 1 | 3 | 3 | 0 | 1 | 1 | 0 | 3 | 13.5 | | | |
| at Evansville | 11/12/2025 | | 15:58 | 0-1 | .000 | 0-1 | .000 | 0-0 | .000 | 0 | 2 | 2 | 2 | 7 | 2 | 0 | 0 | 0 | 1 | 0 | 7.7 | |
| at Michigan | 11/19/2025 | | 24:44 | 2-6 | .333 | 2-5 | .400 | 0-0 | .000 | 0 | 1 | 1 | 2 | 3 | 2 | 0 | 1 | 0 | 1 | 6 | 7.3 | |
| vs Murray St. | 11/23/2025 | | 27:24 | 5-8 | .625 | 4-5 | .800 | 3-5 | .600 | 1 | 4 | 5 | 2 | 8 | 0 | 0 | 0 | 0 | 1 | 17 | 9.2 | |
| vs George Washington | 11/24/2025 | | 25:19 | 4-6 | .667 | 4-5 | .800 | 1-2 | .500 | 0 | 1 | 1 | 2 | 5 | 3 | 3 | 2 | 0 | 0 | 13 | 9.8 | |
| vs McNeese | 11/25/2025 | | 25:24 | 4-9 | .444 | 3-5 | .600 | 1-2 | .500 | 0 | 0 | 0 | 2 | 1 | 3 | 2 | 0 | 0 | 1 | 12 | 10.1 | |
| UAB | 12/01/2025 | | 15:25 | 1-2 | .500 | 0-0 | .000 | 0-0 | .000 | 1 | 2 | 3 | 2 | 3 | 1 | 0 | 0 | 0 | 0 | 2 | 9.1 | |
| Belmont | 12/07/2025 | | 25:42 | 3-9 | .333 | 2-6 | .333 | 0-0 | .000 | 0 | 1 | 1 | 2 | 1 | 2 | 0 | 1 | 0 | 0 | 8 | 9.0 | |
| Kennesaw St. | 12/17/2025 | | 14:56 | 0-0 | .000 | 0-0 | .000 | 2-3 | .667 | 1 | 1 | 2 | 2 | 1 | 2 | 2 | 0 | 0 | 0 | 2 | 8.3 | |
| at Houston | 12/29/2025 | | 26:17 | 4-10 | .400 | 4-9 | .444 | 0-0 | .000 | 1 | 0 | 1 | 2 | 0 | 3 | 0 | 0 | 0 | 0 | 12 | 8.6 | |
| Louisiana Tech | 01/02/2026 | * | 33:25 | 8-14 | .571 | 8-14 | .571 | 1-3 | .333 | 0 | 1 | 1 | 1 | 9 | 1 | 2 | 1 | 0 | 3 | 25 | 10.0 | |
| Sam Houston | 01/04/2026 | * | 36:17 | 2-9 | .222 | 2-7 | .286 | 0-1 | .000 | 0 | 3 | 3 | 2 | 0 | 1 | 1 | 1 | 0 | 5 | 6 | 9.7 | |
| at UTEP | 01/08/2026 | * | 39:23 | 2-8 | .250 | 2-7 | .286 | 1-2 | .500 | 0 | 1 | 1 | 1 | 9 | 2 | 0 | 1 | 1 | 1 | 7 | 9.5 | |
| at New Mexico St. | 01/10/2026 | * | 29:46 | 2-5 | .400 | 0-3 | .000 | 0-0 | .000 | 0 | 2 | 2 | 1 | 9 | 1 | 0 | 0 | 0 | 2 | 4 | 9.1 | |
| at Louisiana Tech | 01/14/2026 | * | 21:56 | 2-3 | .667 | 1-2 | .500 | 0-0 | .000 | 2 | 0 | 2 | 1 | 9 | 4 | 1 | 0 | 0 | 0 | 5 | 8.9 | |
| Missouri St. | 01/17/2026 | * | 31:54 | 3-6 | .500 | 3-5 | .600 | 2-2 | 1.000 | 0 | 0 | 0 | 1 | 8 | 2 | 0 | 1 | 0 | 0 | 11 | 9.0 | |
| at Jacksonville St. | 01/23/2026 | * | 20:51 | 1-3 | .333 | 0-1 | .000 | 0-0 | .000 | 0 | 0 | 0 | 0 | 1 | 7 | 1 | 2 | 1 | 0 | 0 | 2 | 8.6 |
| Liberty | 01/29/2026 | * | 10:37 | 1-3 | .333 | 1-3 | .333 | 0-0 | .000 | 2 | 0 | 2 | 1 | 7 | 1 | 0 | 1 | 0 | 0 | 3 | 8.3 | |
| Western Ky. | 01/31/2026 | * | 15:44 | 0-1 | .000 | 0-1 | .000 | 0-0 | .000 | 0 | 3 | 3 | 1 | 8 | 0 | 0 | 0 | 0 | 0 | 0 | 7.9 | |
| FIU | 02/04/2026 | * | 18:55 | 3-9 | .333 | 3-8 | .375 | 0-0 | .000 | 1 | 4 | 5 | 2 | 0 | 1 | 0 | 0 | 0 | 1 | 9 | 8.0 | |
| Totals | | | 10 | 504:34 | 54-131 | .412 | 44-101 | .436 | 15-25 | .600 | 11 | 30 | 41 | 2.0 | 34 | 17 | 16 | 1 | 19 | 167 | 8.0 | |

Player Averages

| Games Played | Minutes/game | Points/game | FG Pct | 3FG Pct | FT Pct | Rebounds/game | Assists/game | Turnovers/game | Assist/Turnover ratio | Steals/game | Blocks/game |
|--------------|--------------|-------------|--------|---------|--------|---------------|--------------|----------------|-----------------------|-------------|-------------|
| 21 | 24.0 | 8.0 | 41.2 | 43.6 | 60.0 | 2.0 | 0.8 | 0.8 | 1.1 | 0.9 | 0.0 |

CAREER STATISTICS

| | | | | Field Goals | | 3-Point | | F-Throws | | Rebounds | | | | | | | | | | | Scoring | |
|----------------|------|--------|-----------|-------------|------|----------|------|----------|------|----------|-----|-----|-----|-------|-----|----|-----|-----|-----|------|---------|--|
| SEASON | TEAM | GP-GS | MIN/AVG | FG-FGA | FG% | 3FG-3FGA | 3FG% | FT-FTA | FT% | OFF | DEF | TOT | AVG | PF-FO | A | TO | BLK | STL | PTS | AVG | | |
| 2020-21 | CSU | 27-2 | 429/15.9 | 37-94 | .394 | 26-60 | .433 | 17-21 | .810 | 5 | 29 | 34 | 1.3 | 45-1 | 13 | 14 | 1 | 11 | 117 | 4.3 | | |
| 2021-22 | UNCW | 6-2 | 72/12.1 | 7-30 | .233 | 6-27 | .222 | 2-3 | .667 | 0 | 3 | 3 | 0.5 | 8-0 | 0 | 4 | 1 | 5 | 22 | 3.7 | | |
| 2022-23 | Stet | 31-5 | 568/18.3 | 54-138 | .391 | 33-83 | .398 | 30-36 | .833 | 21 | 36 | 57 | 1.8 | 38-0 | 25 | 18 | 2 | 9 | 171 | 5.5 | | |
| 2023-24 | Stet | 34-34 | 1149/33.8 | 119-283 | .420 | 75-186 | .403 | 50-59 | .847 | 28 | 121 | 149 | 4.4 | 70-2 | 42 | 34 | 9 | 22 | 363 | 10.7 | | |
| 2024-25 | MTSU | 4-0 | 29/7.3 | 2-9 | .222 | 1-6 | .167 | 1-2 | .500 | 1 | 1 | 2 | 0.5 | 1-0 | 3 | 1 | 0 | 3 | 6 | 1.5 | | |
| 2025-26 | MTSU | 21-10 | 505/24.0 | 54-131 | .412 | 44-101 | .436 | 15-25 | .600 | 11 | 30 | 41 | 2.0 | 34-0 | 17 | 16 | 1 | 19 | 167 | 8.0 | | |
| TOTAL FOR MTSU | | 25-10 | 534/21.4 | 56-140 | .400 | 45-107 | .421 | 16-27 | .593 | 12 | 31 | 43 | 1.7 | 35-0 | 20 | 17 | 1 | 22 | 173 | 6.9 | | |
| TOTAL | | 123-53 | 2753/22.4 | 273-685 | .399 | 185-463 | .400 | 115-146 | .788 | 66 | 220 | 286 | 2.3 | 196-3 | 100 | 87 | 14 | 69 | 846 | 6.9 | | |

1

MARCUS WHITLOCK JR

G | 6-3 | 185 | R-So.
Monticello, Ga.

Cowley College / Kennesaw State



DID YOU KNOW

Major: Business
Hobbies: Playing video games
Favorite food: Hibachi
Favorite movie: Scarface, John Wick

Favorite athlete: Nikola Jokic
Biggest role model: His dad
Favorite artist: NBA Youngboy

SEASON SUPERLATIVES

Points: 25 vs. FIU (2/4/2026)
Field Goals Made: 7 vs. FIU (2/4/2026)
Field Goals Attempted: 11 vs. FIU (2/4/2026)
3-Point Field Goals Made: 7 vs. FIU (2/4/2026)
3-Point Field Goals Attempted: 11 vs. FIU (2/4/2026)
Free Throws Made: 4 vs. FIU (2/4/2026)
Free Throws Attempted: 4 vs. FIU (2/4/2026)
Rebounds: 3 at Jacksonville State (1/23/2026)
Assists: 2 vs. FIU (2/4/2026)
Blocks: 1 vs. Missouri State (1/17/2026)
Steals: 2, 2x, last vs. FIU (2/4/2026)
Minutes Played: 27 vs. FIU (2/4/2026)
Double-Figure Games: 1
20-Point Games: 1
10-Rebound Games: None
Double-Doubles: None

2025-26 GAME-BY-GAME

| Opponent | Date | GS | MIN | Total | | 3-Pointers | | Free throws | | Rebounds | | | PF | A | TO | BLK | STL | PTS | AVG | | |
|----------------------|------------|----|-------|--------|-------|------------|-------|-------------|-------|----------|-----|-----|-----|-----|----|-----|-----|-----|-------|----|-----|
| | | | | FG-FA | PCT | 3FG-3FGA | PCT | FT-FTA | PCT | OFF | DEF | TOT | | | | | | | | | |
| Milligan | 11/05/2025 | | 14:36 | 1-6 | .167 | 1-5 | .200 | 0-0 | .000 | 0 | 1 | 1 | 1.0 | 2 | 0 | 1 | 0 | 3 | 3.0 | | |
| Webster | 11/08/2025 | | 18:51 | 2-7 | .286 | 0-4 | .000 | 0-0 | .000 | 1 | 1 | 2 | 1.5 | 0 | 1 | 0 | 0 | 2 | 4.35 | | |
| at Michigan | 11/19/2025 | | 03:18 | 0-1 | .000 | 0-0 | .000 | 0-0 | .000 | 0 | 0 | 0 | 1.0 | 0 | 0 | 0 | 0 | 0 | 2.3 | | |
| vs George Washington | 11/24/2025 | | 03:40 | 0-0 | .000 | 0-0 | .000 | 0-0 | .000 | 0 | 2 | 2 | 1.3 | 0 | 0 | 0 | 0 | 0 | 1.8 | | |
| Belmont | 12/07/2025 | | 03:11 | 0-1 | .000 | 0-1 | .000 | 0-0 | .000 | 0 | 1 | 1 | 1.2 | 0 | 0 | 0 | 0 | 0 | 1.4 | | |
| Cumberland (TN) | 12/21/2025 | | 04:14 | 1-2 | .500 | 0-1 | .000 | 0-0 | .000 | 0 | 0 | 0 | 1.0 | 0 | 0 | 0 | 0 | 2 | 1.5 | | |
| at Houston | 12/29/2025 | | 08:01 | 0-1 | .000 | 0-1 | .000 | 0-0 | .000 | 0 | 0 | 0 | 0.9 | 0 | 0 | 0 | 0 | 0 | 1.3 | | |
| Louisiana Tech | 01/02/2026 | | 03:46 | 2-2 | 1.000 | 2-2 | 1.000 | 0-0 | .000 | 0 | 0 | 0 | 0.8 | 0 | 0 | 0 | 0 | 1 | 6.19 | | |
| Missouri St. | 01/17/2026 | | 11:06 | 1-2 | .500 | 0-1 | .000 | 0-0 | .000 | 0 | 1 | 1 | 0.8 | 1 | 0 | 0 | 1 | 1 | 2.19 | | |
| at Jacksonville St. | 01/23/2026 | | 07:21 | 0-1 | .000 | 0-0 | .000 | 1-2 | .500 | 3 | 0 | 3 | 1.0 | 1 | 0 | 0 | 0 | 0 | 1.8 | | |
| Liberty | 01/29/2026 | | 18:51 | 2-5 | .400 | 2-5 | .400 | 0-0 | .000 | 0 | 1 | 1 | 1.0 | 2 | 1 | 1 | 0 | 0 | 6.22 | | |
| Western Ky. | 01/31/2026 | | 15:18 | 1-2 | .500 | 1-2 | .500 | 0-0 | .000 | 1 | 0 | 1 | 1.0 | 1 | 0 | 1 | 0 | 1 | 3.23 | | |
| FIU | 02/04/2026 | | 27:15 | 7-11 | .636 | 7-11 | .636 | 4-4 | 1.000 | 0 | 1 | 1 | 1.0 | 4 | 2 | 0 | 0 | 2 | 25.40 | | |
| Totals | | | 0 | 139:28 | 17-41 | .415 | 13-33 | .394 | 5-6 | .833 | 5 | 8 | 13 | 1.0 | 11 | 4 | 3 | 1 | 7 | 52 | 4.0 |

Player Averages

| Games Played | Minutes/ game | Points/ game | FG Pct | 3FG Pct | FT Pct | Rebounds/ game | Assists/ game | Turnovers/ game | Assist/Turnover ratio | Steals/ game | Blocks/ game |
|--------------|---------------|--------------|--------|---------|--------|----------------|---------------|-----------------|-----------------------|--------------|--------------|
| 13 | 10.7 | 4.0 | 41.5 | 39.4 | 83.3 | 1.0 | 0.3 | 0.2 | 1.3 | 0.5 | 0.1 |

CAREER SUPERLATIVES

Points: 25 vs. FIU (2/4/2026)
Field Goals Made: 7 vs. FIU (2/4/2026)
Field Goals Attempted: 11 vs. FIU (2/4/2026)
3-Point Field Goals Made: 7 vs. FIU (2/4/2026)
3-Point Field Goals Attempted: 11 vs. FIU (2/4/2026)
Free Throws Made: 4 vs. FIU (2/4/2026)
Free Throws Attempted: 4 vs. FIU (2/4/2026)
Rebounds: 3 at Jacksonville State (1/23/2026)
Assists: 2 vs. FIU (2/4/2026)
Blocks: 1 vs. Missouri State (1/17/2026)
Steals: 2, 2x, last vs. FIU (2/4/2026)
Minutes Played: 27 vs. FIU (2/4/2026)
Double-Figure Games: 1
20-Point Games: 1
Double-Doubles: None

CAREER STATISTICS

| | | | | Field Goals | | 3-Point | | F-Throws | | Rebounds | | | | Scoring | | | | | | |
|---------|------|-------|----------|-------------|------|----------|------|----------|------|----------|-----|-----|-----|---------|---|----|-----|-----|-----|-----|
| SEASON | TEAM | GP-GS | MIN/AVG | FG-FGA | FG% | 3FG-3FGA | 3FG% | FT-FTA | FT% | OFF | DEF | TOT | AVG | PF-FO | A | TO | BLK | STL | PTS | AVG |
| 2025-26 | MTSU | 13-0 | 139/10.7 | 17-41 | .415 | 13-33 | .394 | 5-6 | .833 | 5 | 8 | 13 | 1.0 | 11-0 | 4 | 3 | 1 | 7 | 52 | 4.0 |
| TOTAL | | 13-0 | 139/10.7 | 17-41 | .415 | 13-33 | .394 | 5-6 | .833 | 5 | 8 | 13 | 1.0 | 11-0 | 4 | 3 | 1 | 7 | 52 | 4.0 |

2

JAHVIN CARTER

G | 6-3 | 195 | So.
Alcoa, Tenn.
Penn State



DID YOU KNOW

- Major: Business Marketing
- Hobbies: Video games, fishing
- Favorite food: Wings and Fries
- Favorite movie: Friday After Next
- Favorite athlete: Kyrie Irving
- Biggest role model: His dad
- Fun Fact: Cousins with Savon Wykle

SEASON SUPERLATIVES

- Points: 20 vs. Cumberland (12/21/2025)
- Field Goals Made: 7, 2x, last vs. Cumberland (12/21/2025)
- Field Goals Attempted: 15, 2x, last vs. Cumberland (12/21/2025)
- 3-Point Field Goals Made: 4 vs. Sam Houston (1/4/2026)
- 3-Point Field Goals Attempted: 11 vs. Belmont (12/7/2025)
- Free Throws Made: 7 at Michigan (11/19/2025)
- Free Throws Attempted: 8 at Michigan (11/19/2025)
- Rebounds: 8 at UTEP (1/8/2026)
- Assists: 8, 2x, last vs. FIU (2/4/2026)
- Blocks: None
- Steals: 4 vs. Milligan (11/5/2025)
- Minutes Played: 35 vs. Cumberland (12/21/2025)
- Double-Figure Games: 15
- 20-Point Games: 1
- 10-Rebound Games: None
- Double-Doubles: None

CAREER SUPERLATIVES

- Points: 20 vs. Cumberland (12/21/2025)
- Field Goals Made: 7, 2x, last vs. Cumberland (12/21/2025)
- Field Goals Attempted: 15, 2x, last vs. Cumberland (12/21/2025)
- 3-Point Field Goals Made: 4 vs. Sam Houston (1/4/2026)
- 3-Point Field Goals Attempted: 11 vs. Belmont (12/7/2025)
- Free Throws Made: 7 at Michigan (11/19/2025)
- Free Throws Attempted: 8 at Michigan (11/19/2025)
- Rebounds: 8 at UTEP (1/8/2026)
- Assists: 8, 2x, last vs. FIU (2/4/2026)
- Blocks: None
- Steals: 4 vs. Milligan (11/5/2025)
- Minutes Played: 35 vs. Cumberland (12/21/2025)
- Double-Figure Games: 16
- 20-Point Games: 1
- Double-Doubles: None

2025-26 GAME-BY-GAME

| Opponent | Date | GS | MIN | Total | | 3-Pointers | | Free throws | | Rebounds | | | | PF | A | TO | BLK | STL | PTS | AVG | |
|----------------------|------------|----|-------|--------|--------|------------|--------|-------------|-------|----------|-----|-----|-----|-----|----|----|-----|-----|-----|------|------|
| | | | | FG-FGA | PCT | 3FG-3FGA | PCT | FT-FTA | PCT | OFF | DEF | TOT | AVG | | | | | | | | |
| Milligan | 11/05/2025 | | 21:29 | 5-10 | .500 | 2-5 | .400 | 0-0 | .000 | 0 | 1 | 1 | 1.0 | 0 | 8 | 0 | 0 | 4 | 12 | 12.0 | |
| Webster | 11/08/2025 | | 19:55 | 6-10 | .600 | 1-5 | .200 | 1-1 | 1.000 | 0 | 2 | 2 | 1.5 | 2 | 3 | 1 | 0 | 1 | 14 | 13.0 | |
| at Evansville | 11/12/2025 | | 26:53 | 7-15 | .467 | 2-7 | .286 | 2-4 | .500 | 1 | 3 | 4 | 2.3 | 4 | 2 | 2 | 0 | 2 | 18 | 14.7 | |
| at Michigan | 11/19/2025 | | 26:33 | 5-14 | .357 | 1-6 | .167 | 7-8 | .875 | 1 | 3 | 4 | 2.8 | 2 | 1 | 3 | 0 | 1 | 18 | 15.5 | |
| vs Murray St. | 11/23/2025 | | 20:32 | 3-6 | .500 | 1-1 | 1.000 | 0-0 | .000 | 0 | 5 | 5 | 3.2 | 4 | 4 | 3 | 0 | 0 | 7 | 13.8 | |
| vs George Washington | 11/24/2025 | | 23:20 | 3-6 | .500 | 1-2 | .500 | 0-1 | .000 | 0 | 0 | 0 | 2.7 | 0 | 4 | 0 | 0 | 1 | 7 | 12.7 | |
| vs McNeese | 11/25/2025 | * | 33:15 | 5-11 | .455 | 2-6 | .333 | 1-1 | 1.000 | 1 | 2 | 3 | 2.7 | 2 | 3 | 1 | 0 | 0 | 13 | 12.7 | |
| UAB | 12/01/2025 | * | 28:52 | 6-11 | .545 | 1-3 | .333 | 0-0 | .000 | 2 | 2 | 4 | 2.9 | 1 | 4 | 1 | 0 | 1 | 13 | 12.8 | |
| Belmont | 12/07/2025 | * | 29:41 | 4-12 | .333 | 3-11 | .273 | 0-0 | .000 | 1 | 1 | 2 | 2.8 | 0 | 1 | 0 | 0 | 0 | 11 | 12.6 | |
| Kennesaw St. | 12/17/2025 | * | 31:49 | 4-11 | .364 | 2-4 | .500 | 0-0 | .000 | 1 | 1 | 2 | 2.7 | 0 | 1 | 2 | 0 | 0 | 10 | 12.3 | |
| Cumberland (TN) | 12/21/2025 | * | 35:35 | 7-15 | .467 | 3-8 | .375 | 3-4 | .750 | 1 | 4 | 5 | 2.9 | 1 | 2 | 3 | 0 | 1 | 20 | 13.0 | |
| at Houston | 12/29/2025 | * | 29:37 | 1-6 | .167 | 0-3 | .000 | 1-2 | .500 | 1 | 3 | 4 | 3.0 | 2 | 4 | 0 | 0 | 1 | 3 | 12.2 | |
| Louisiana Tech | 01/02/2026 | * | 21:28 | 3-6 | .500 | 3-5 | .600 | 0-2 | .000 | 0 | 0 | 0 | 2.8 | 1 | 4 | 1 | 0 | 0 | 9 | 11.9 | |
| Sam Houston | 01/04/2026 | * | 33:24 | 5-9 | .556 | 4-5 | .800 | 2-2 | 1.000 | 0 | 4 | 4 | 2.9 | 1 | 4 | 3 | 0 | 2 | 16 | 12.2 | |
| at UTEP | 01/08/2026 | * | 27:19 | 2-10 | .200 | 0-3 | .000 | 2-2 | 1.000 | 1 | 7 | 8 | 3.2 | 4 | 7 | 1 | 0 | 0 | 6 | 11.8 | |
| at New Mexico St. | 01/10/2026 | * | 32:27 | 4-11 | .364 | 1-3 | .333 | 1-2 | .500 | 1 | 6 | 7 | 3.4 | 1 | 5 | 1 | 0 | 1 | 10 | 11.7 | |
| at Louisiana Tech | 01/14/2026 | * | 30:03 | 4-12 | .333 | 2-7 | .286 | 2-2 | 1.000 | 1 | 2 | 3 | 3.4 | 0 | 2 | 2 | 0 | 1 | 12 | 11.7 | |
| Missouri St. | 01/17/2026 | * | 24:32 | 3-8 | .375 | 1-3 | .333 | 4-5 | .800 | 1 | 5 | 6 | 3.6 | 1 | 5 | 5 | 0 | 1 | 11 | 11.7 | |
| at Jacksonville St. | 01/23/2026 | * | 30:39 | 5-10 | .500 | 1-3 | .333 | 2-4 | .500 | 0 | 5 | 5 | 3.6 | 1 | 6 | 1 | 0 | 1 | 13 | 11.7 | |
| Liberty | 01/29/2026 | * | 31:59 | 4-10 | .400 | 1-4 | .250 | 1-1 | 1.000 | 0 | 2 | 2 | 3.6 | 2 | 2 | 0 | 0 | 1 | 10 | 11.7 | |
| Western Ky. | 01/31/2026 | * | 30:43 | 2-10 | .200 | 0-1 | .000 | 2-2 | 1.000 | 0 | 6 | 6 | 3.7 | 1 | 4 | 1 | 0 | 0 | 6 | 11.4 | |
| FIU | 02/04/2026 | * | 28:10 | 0-9 | .000 | 0-5 | .000 | 3-4 | .750 | 1 | 2 | 3 | 3.6 | 2 | 8 | 3 | 0 | 1 | 3 | 11.0 | |
| Totals | | | 16 | 618:15 | 88-222 | .396 | 32-100 | .320 | 34-47 | .723 | 14 | 66 | 80 | 3.6 | 32 | 84 | 34 | 0 | 20 | 242 | 11.0 |

Player Averages

| Games Played | Minutes/ game | Points/ game | FG Pct | 3FG Pct | FT Pct | Rebounds/ game | Assists/ game | Turnovers/ game | Assist/Turnover ratio | Steals/ game | Blocks/ game |
|--------------|---------------|--------------|--------|---------|--------|----------------|---------------|-----------------|-----------------------|--------------|--------------|
| 22 | 28.1 | 11.0 | 39.6 | 32.0 | 72.3 | 3.6 | 3.8 | 1.5 | 2.5 | 0.9 | 0.0 |

CAREER STATISTICS

| | | | | Field Goals | | 3-Point | | F-Throws | | Rebounds | | | | Scoring | | | | | | |
|----------------|------|-------|----------|-------------|------|----------|------|----------|------|----------|-----|-----|-----|---------|-----|----|-----|-----|-----|------|
| SEASON | TEAM | GP-GS | MIN/AVG | FG-FGA | FG% | 3FG-3FGA | 3FG% | FT-FTA | FT% | OFF | DEF | TOT | AVG | PF-FO | A | TO | BLK | STL | PTS | AVG |
| 2024-25 | PSU | 26-0 | 215/8.3 | 20-61 | .328 | 11-34 | .324 | 3-11 | .273 | 3 | 14 | 17 | 0.7 | 18-0 | 19 | 7 | 0 | 4 | 54 | 2.1 |
| 2025-26 | MTSU | 22-16 | 618/28.1 | 88-222 | .396 | 32-100 | .320 | 34-47 | .723 | 14 | 66 | 80 | 3.6 | 32-0 | 84 | 34 | 0 | 20 | 242 | 11.0 |
| TOTAL FOR MTSU | | 22-16 | 618/28.1 | 88-222 | .396 | 32-100 | .320 | 34-47 | .723 | 14 | 66 | 80 | 3.6 | 32-0 | 84 | 34 | 0 | 20 | 242 | 11.0 |
| TOTAL | | 48-16 | 833/17.4 | 108-283 | .382 | 43-134 | .321 | 37-58 | .638 | 17 | 80 | 97 | 2.0 | 50-0 | 103 | 41 | 0 | 24 | 296 | 6.2 |

3

LUKA JOVANOVIC

C | 6-11 | 235 | Fr.
Belgrade, Serbia
KK FMP



DID YOU KNOW

Major: Mechatronics Engineering
Hobbies: Video games, exploring
Favorite movie: Friday After Next

Favorite athlete: Luka Doncic
Biggest role model: His dad
Fun Fact: Played for Serbia at FIBA U19

SEASON SUPERLATIVES

Points: 9 at Jacksonville State (1/23/2026)
Field Goals Made: 4 at Jacksonville State (1/23/2026)
Field Goals Attempted: 5 at Jacksonville State (1/23/2026)
3-Point Field Goals Made: 1 vs. Webster (11/8/2025)
3-Point Field Goals Attempted: 1 vs. Webster (11/8/2025)
Free Throws Made: 3 vs. George Washington (11/24/2025)
Free Throws Attempted: 4 vs. George Washington (11/24/2025)
Rebounds: 10 vs. LA Tech (1/2/2026)
Assists: 2, 2x, last vs. Liberty (1/29/2026)
Blocks: 2 at UTEP (1/8/2026)
Steals: 2, 2x, last vs. Cumberland (12/21/2025)
Minutes Played: 25 at Jacksonville State (1/23/2026)
Double-Figure Games: None
20-Point Games: None
10-Rebound Games: 1
Double-Doubles: None

CAREER SUPERLATIVES

Points: 9 at Jacksonville State (1/23/2026)
Field Goals Made: 4 at Jacksonville State (1/23/2026)
Field Goals Attempted: 5 at Jacksonville State (1/23/2026)
3-Point Field Goals Made: 1 vs. Webster (11/8/2025)
3-Point Field Goals Attempted: 1 vs. Webster (11/8/2025)
Free Throws Made: 3 vs. George Washington (11/24/2025)
Free Throws Attempted: 4 vs. George Washington (11/24/2025)
Rebounds: 10 vs. LA Tech (1/2/2026)
Assists: 2, 2x, last vs. Liberty (1/29/2026)
Blocks: 2 at UTEP (1/8/2026)
Steals: 2, 2x, last vs. Cumberland (12/21/2025)
Minutes Played: 25 at Jacksonville State (1/23/2026)
Double-Figure Games: None
20-Point Games: None
Double-Doubles: None

2025-26 GAME-BY-GAME

| Opponent | Date | GS | MIN | Total | | 3-Pointers | | Free throws | | Rebounds | | | PF | A | TO | BLK | STL | PTS | AVG | | |
|----------------------|------------|-------|-----|--------|-------|------------|-----|-------------|------|----------|-----|-----|----|-----|----|-----|-----|-----|-----|----|-----|
| | | | | FG-FGA | PCT | 3FG-3FGA | PCT | FT-FTA | PCT | OFF | DEF | TOT | | | | | | | | | |
| Milligan | 11/05/2025 | 09:05 | 1-2 | .500 | 0-0 | .000 | 1-2 | .500 | 2 | 2 | 4 | 4.0 | 0 | 0 | 0 | 2 | 3 | 3.0 | | | |
| Webster | 11/08/2025 | 08:52 | 3-3 | 1.000 | 1-1 | 1.000 | 0-0 | .000 | 1 | 3 | 4 | 4.0 | 4 | 0 | 1 | 0 | 0 | 7 | 5.0 | | |
| at Michigan | 11/19/2025 | 08:30 | 0-0 | .000 | 0-0 | .000 | 0-0 | .000 | 2 | 1 | 3 | 3.7 | 0 | 0 | 0 | 1 | 0 | 0 | 3.3 | | |
| vs Murray St. | 11/23/2025 | 18:57 | 2-4 | .500 | 0-0 | .000 | 1-2 | .500 | 4 | 0 | 4 | 3.8 | 2 | 2 | 0 | 0 | 0 | 5 | 3.8 | | |
| vs George Washington | 11/24/2025 | 08:31 | 1-1 | 1.000 | 0-0 | .000 | 3-4 | .750 | 0 | 1 | 1 | 3.2 | 1 | 1 | 1 | 0 | 0 | 5 | 4.0 | | |
| McNeese | 11/25/2025 | 23:24 | 1-1 | 1.000 | 0-0 | .000 | 0-0 | .000 | 1 | 1 | 2 | 3.0 | 2 | 0 | 0 | 1 | 0 | 2 | 3.7 | | |
| UAB | 12/01/2025 | 18:42 | 2-4 | .500 | 0-0 | .000 | 0-0 | .000 | 1 | 3 | 4 | 3.1 | 2 | 0 | 0 | 1 | 1 | 4 | 3.7 | | |
| Belmont | 12/07/2025 | 12:01 | 0-0 | .000 | 0-0 | .000 | 0-0 | .000 | 2 | 4 | 6 | 3.5 | 2 | 1 | 0 | 1 | 0 | 0 | 3.3 | | |
| Kennesaw St. | 12/17/2025 | 17:48 | 1-1 | 1.000 | 0-0 | .000 | 0-0 | .000 | 1 | 1 | 2 | 3.3 | 2 | 0 | 1 | 1 | 0 | 2 | 3.1 | | |
| Cumberland (TN) | 12/21/2025 | 14:31 | 0-0 | .000 | 0-0 | .000 | 0-0 | .000 | 2 | 1 | 3 | 3.3 | 2 | 0 | 1 | 1 | 2 | 0 | 2.8 | | |
| at Houston | 12/29/2025 | 07:01 | 0-0 | .000 | 0-0 | .000 | 0-0 | .000 | 0 | 0 | 0 | 3.0 | 0 | 0 | 0 | 0 | 0 | 0 | 2.5 | | |
| Louisiana Tech | 01/02/2026 | 21:23 | 1-2 | .500 | 0-0 | .000 | 0-0 | .000 | 3 | 7 | 10 | 3.6 | 1 | 0 | 1 | 0 | 1 | 2 | 2.5 | | |
| Sam Houston | 01/04/2026 | 11:29 | 0-0 | .000 | 0-0 | .000 | 0-0 | .000 | 1 | 1 | 2 | 3.5 | 0 | 0 | 0 | 0 | 0 | 0 | 2.3 | | |
| at UTEP | 01/08/2026 | 13:47 | 2-2 | 1.000 | 0-0 | .000 | 0-0 | .000 | 1 | 0 | 1 | 3.3 | 4 | 0 | 0 | 2 | 1 | 4 | 2.4 | | |
| at New Mexico St. | 01/10/2026 | 05:48 | 0-0 | .000 | 0-0 | .000 | 0-0 | .000 | 1 | 0 | 1 | 3.1 | 1 | 1 | 0 | 0 | 1 | 0 | 2.3 | | |
| at Louisiana Tech | 01/14/2026 | 17:44 | 3-3 | 1.000 | 0-0 | .000 | 0-0 | .000 | 2 | 1 | 3 | 3.1 | 2 | 0 | 1 | 1 | 0 | 6 | 2.5 | | |
| Missouri St. | 01/17/2026 | 10:34 | 1-1 | 1.000 | 0-0 | .000 | 0-0 | .000 | 0 | 0 | 0 | 2.9 | 2 | 0 | 0 | 0 | 0 | 2 | 2.5 | | |
| at Jacksonville St. | 01/23/2026 | 25:58 | 4-5 | .800 | 0-0 | .000 | 1-2 | .500 | 2 | 3 | 5 | 3.1 | 0 | 0 | 0 | 1 | 0 | 9 | 2.8 | | |
| Liberty | 01/29/2026 | 23:09 | 0-2 | .000 | 0-0 | .000 | 0-0 | .000 | 2 | 4 | 6 | 3.2 | 1 | 2 | 1 | 0 | 0 | 0 | 2.7 | | |
| Western Ky. | 01/31/2026 | 07:59 | 0-0 | .000 | 0-0 | .000 | 0-0 | .000 | 0 | 0 | 0 | 3.1 | 0 | 0 | 0 | 0 | 0 | 0 | 2.6 | | |
| FIU | 02/04/2026 | 13:08 | 1-1 | 1.000 | 0-0 | .000 | 0-0 | .000 | 0 | 3 | 3 | 3.0 | 0 | 0 | 0 | 0 | 0 | 2 | 2.5 | | |
| Totals | | | 0 | 298:20 | 23-32 | .719 | 1-1 | 1.000 | 6-10 | .600 | 28 | 36 | 64 | 3.0 | 28 | 7 | 8 | 11 | 8 | 53 | 2.5 |

Player Averages

| Games Played | Minutes/ game | Points/ game | FG Pct | 3FG Pct | FT Pct | Rebounds/ game | Assists/ game | Turnovers/ game | Assist/Turnover ratio | Steals/ game | Blocks/ game |
|--------------|---------------|--------------|--------|---------|--------|----------------|---------------|-----------------|-----------------------|--------------|--------------|
| 21 | 14.2 | 2.5 | 71.9 | 100.0 | 60.0 | 3.0 | 0.3 | 0.4 | 0.9 | 0.4 | 0.5 |

CAREER STATISTICS

| | | | | Field Goals | | 3-Point | | F-Throws | | Rebounds | | | | Scoring | | | | | | |
|---------|------|-------|----------|-------------|------|----------|-------|----------|------|----------|-----|-----|-----|---------|---|----|-----|-----|-----|-----|
| SEASON | TEAM | GP-GS | MIN/AVG | FG-FGA | FG% | 3FG-3FGA | 3FG% | FT-FTA | FT% | OFF | DEF | TOT | AVG | PF-FO | A | TO | BLK | STL | PTS | AVG |
| 2025-26 | MTSU | 21-0 | 298/14.2 | 23-32 | .719 | 1-1 | 1.000 | 6-10 | .600 | 28 | 36 | 64 | 3.0 | 28-0 | 7 | 8 | 11 | 8 | 53 | 2.5 |
| TOTAL | | 21-0 | 298/14.2 | 23-32 | .719 | 1-1 | 1.000 | 6-10 | .600 | 28 | 36 | 64 | 3.0 | 28-0 | 7 | 8 | 11 | 8 | 53 | 2.5 |

5

JARRED HALL

F | 6-9 | 230 | Jr.
Lebanon, Tenn.
Tulsa



DID YOU KNOW

Major: General Studies
Hobbies: Basketball, video games
Favorite food: Wings
Favorite movie: All Day & A Night

Favorite athlete: Kevin Durant, Jon Jones
Biggest role model: His parents
Hidden talent: He can do a backflip

SEASON SUPERLATIVES

Points: 6 vs. Webster (11/8/2025)
Field Goals Made: 3 vs. Webster (11/8/2025)
Field Goals Attempted: 6 vs. Webster (11/8/2025)
3-Point Field Goals Made: 1, 3x, last vs. George Washington (11/24/25)
3-Point Field Goals Attempted: 3 at Michigan (11/19/2025)
Free Throws Made: None
Free Throws Attempted: None
Rebounds: 5 vs. Webster (11/8/2025)
Assists: 4 vs. Webster (11/8/2025)
Blocks: 2 vs. Milligan (11/5/2025)
Steals: 1, 3x, last vs. Murray State (11/23/2025)
Minutes Played: 15 vs. Webster (11/8/2025)
Double-Figure Games: None
20-Point Games: None
10-Rebound Games: None
Double-Doubles: None

2025-26 GAME-BY-GAME

| Opponent | Date | GS | MIN | Total | | 3-Pointers | | Free throws | | Rebounds | | | PF | A | TO | BLK | STL | PTS | AVG | |
|----------------------|------------|-------|-------|--------|------|------------|------|-------------|------|----------|-----|-----|-----|----|----|-----|-----|-----|-----|-----|
| | | | | FG-FGA | PCT | 3FG-3FGA | PCT | FT-FTA | PCT | OFF | DEF | TOT | | | | | | | | |
| Milligan | 11/05/2025 | 11:19 | 1-3 | .333 | 1-2 | .500 | 0-0 | .000 | 1 | 1 | 2 | 2.0 | 3 | 0 | 1 | 2 | 0 | 3 | 3.0 | |
| Webster | 11/08/2025 | 15:15 | 3-6 | .500 | 0-1 | .000 | 0-0 | .000 | 3 | 2 | 5 | 3.5 | 1 | 4 | 1 | 1 | 1 | 6 | 4.5 | |
| at Evansville | 11/12/2025 | 14:58 | 2-3 | .667 | 0-1 | .000 | 0-0 | .000 | 0 | 2 | 2 | 3.0 | 2 | 1 | 2 | 0 | 1 | 4 | 4.3 | |
| at Michigan | 11/19/2025 | 10:52 | 1-3 | .333 | 1-3 | .333 | 0-0 | .000 | 1 | 1 | 2 | 2.8 | 2 | 2 | 1 | 1 | 0 | 3 | 4.0 | |
| vs Murray St. | 11/23/2025 | 05:57 | 2-4 | .500 | 1-2 | .500 | 0-0 | .000 | 0 | 0 | 0 | 2.2 | 3 | 0 | 0 | 0 | 1 | 5 | 4.2 | |
| vs George Washington | 11/24/2025 | 06:42 | 0-0 | .000 | 0-0 | .000 | 0-0 | .000 | 0 | 0 | 0 | 1.8 | 2 | 0 | 0 | 0 | 0 | 0 | 3.5 | |
| UAB | 12/01/2025 | 03:32 | 0-1 | .000 | 0-1 | .000 | 0-0 | .000 | 0 | 0 | 0 | 1.6 | 2 | 0 | 1 | 1 | 0 | 0 | 3.0 | |
| Belmont | 12/07/2025 | 02:08 | 0-1 | .000 | 0-1 | .000 | 0-0 | .000 | 0 | 0 | 0 | 1.4 | 1 | 0 | 0 | 0 | 0 | 0 | 2.6 | |
| Cumberland (TN) | 12/21/2025 | 06:30 | 0-0 | .000 | 0-0 | .000 | 0-0 | .000 | 1 | 0 | 1 | 1.3 | 1 | 0 | 1 | 0 | 0 | 0 | 2.3 | |
| at UTEP | 01/08/2026 | 04:32 | 0-2 | .000 | 0-1 | .000 | 0-0 | .000 | 1 | 2 | 3 | 1.5 | 2 | 0 | 1 | 0 | 0 | 0 | 2.1 | |
| at Jacksonville St. | 01/23/2026 | 00:26 | 0-0 | .000 | 0-0 | .000 | 0-0 | .000 | 0 | 0 | 0 | 1.4 | 2 | 0 | 1 | 0 | 0 | 0 | 1.9 | |
| Totals | | 0 | 82:11 | 9-23 | .391 | 3-12 | .250 | 0-0 | .000 | 7 | 8 | 15 | 1.4 | 21 | 7 | 9 | 5 | 3 | 21 | 1.9 |

| Player Averages | | | | | | | | | | | |
|-----------------|---------------|--------------|--------|---------|--------|----------------|---------------|-----------------|-----------------------|--------------|--------------|
| Games Played | Minutes/ game | Points/ game | FG Pct | 3FG Pct | FT Pct | Rebounds/ game | Assists/ game | Turnovers/ game | Assist/Turnover ratio | Steals/ game | Blocks/ game |
| 11 | 7.5 | 1.9 | 39.1 | 25.0 | 0.0 | 1.4 | 0.6 | 0.8 | 0.8 | 0.3 | 0.5 |

CAREER SUPERLATIVES

Points: 12 vs. Mississippi Valley (12/19/2023)
Field Goals Made: 5 vs. Mississippi Valley (12/19/2023)
Field Goals Attempted: 8 vs. Mississippi Valley (12/19/2023)
3-Point Field Goals Made: 2 vs. Rhodes (12/4/2024)
3-Point Field Goals Attempted: 3, 2x, last at Michigan (11/19/2025)
Free Throws Made: 2, 2x, last vs. Mississippi Valley (12/19/2023)
Free Throws Attempted: 3, 2x, last vs. Little Rock (11/25/2023)
Rebounds: 7, 2x, last vs. Southwestern Okla. (12/29/2023)
Assists: 4 vs. Webster (11/8/2025)
Blocks: 2 vs. Milligan (11/5/2025)
Steals: 2 vs. NM State (12/22/2023)
Minutes Played: 21 vs. Mississippi Valley (12/19/2023)
Double-Figure Games: 1
20-Point Games: None
Double-Doubles: None

CAREER STATISTICS

| | | | | Field Goals | | 3-Point | | F-Throws | | Rebounds | | | | Scoring | | | | | | |
|----------------|-------|-------|----------|-------------|-------|----------|-------|----------|------|----------|-----|-----|-----|---------|----|----|-----|-----|-----|-----|
| SEASON | TEAM | GP-GS | MIN/AVG | FG-FGA | FG% | 3FG-3FGA | 3FG% | FT-FTA | FT% | OFF | DEF | TOT | AVG | PF-FO | A | TO | BLK | STL | PTS | AVG |
| 2023-24 | Tulsa | 24-0 | 257/10.7 | 15-49 | .306 | 5-20 | .250 | 9-16 | .563 | 13 | 41 | 54 | 2.3 | 25-0 | 10 | 14 | 3 | 7 | 44 | 1.8 |
| 2024-25 | MTSU | 3-0 | 17/5.5 | 3-3 | 1.000 | 2-2 | 1.000 | 0-0 | .000 | 2 | 3 | 5 | 1.7 | 1-0 | 0 | 2 | 1 | 0 | 8 | 2.7 |
| 2025-26 | MTSU | 11-0 | 82/7.5 | 9-23 | .391 | 3-12 | .250 | 0-0 | .000 | 7 | 8 | 15 | 1.4 | 21-0 | 7 | 9 | 5 | 3 | 21 | 1.9 |
| TOTAL FOR MTSU | | 14-0 | 99/7.1 | 12-26 | .462 | 5-14 | .357 | 0-0 | .000 | 9 | 11 | 20 | 1.4 | 22-0 | 7 | 11 | 6 | 3 | 29 | 2.1 |
| TOTAL | | 38-0 | 356/9.4 | 27-75 | .360 | 10-34 | .294 | 9-16 | .563 | 22 | 52 | 74 | 1.9 | 47-0 | 17 | 25 | 9 | 10 | 73 | 1.9 |

7

CHARVEZ AMBROSE

G | 6-5 | 180 | Jr.
Memphis, Tenn.
Walters State CC



DID YOU KNOW

Major: Physical Education
Hobbies: Video games
Favorite food: Wings
Favorite movie: All Day & A Night

Favorite athlete: Kevin Durant, Jon Jones
Biggest role model: His parents
Hidden talent: Loves to dance

SEASON SUPERLATIVES

Points: None
Field Goals Made: None
Field Goals Attempted: None
3-Point Field Goals Made: None
3-Point Field Goals Attempted: None
Free Throws Made: None
Free Throws Attempted: None
Rebounds: None
Assists: None
Blocks: None
Steals: None
Minutes Played: None
Double-Figure Games: None
20-Point Games: None
10-Rebound Games: None
Double-Doubles: None

2025-26 GAME-BY-GAME

CAREER SUPERLATIVES

Points: None
Field Goals Made: None
Field Goals Attempted: None
3-Point Field Goals Made: None
3-Point Field Goals Attempted: None
Free Throws Made: None
Free Throws Attempted: None
Rebounds: None
Assists: None
Blocks: None
Steals: None
Minutes Played: None
Double-Figure Games: None
20-Point Games: None
Double-Doubles: None

CAREER STATISTICS

8

JAX HOWARD

G | 6-0 | 170 | Fr.
Murfreesboro, Tenn.
The Webb School



DID YOU KNOW

Major: Business
Hobbies: Pickleball, hanging out with family
Favorite food: Steak
Favorite movie: The Dark Knight

Favorite athlete: Kyrie Irving
Biggest role model: His dad
Favorite artist: Drake

SEASON SUPERLATIVES

Points: None
Field Goals Made: None
Field Goals Attempted: None
3-Point Field Goals Made: None
3-Point Field Goals Attempted: None
Free Throws Made: None
Free Throws Attempted: None
Rebounds: None
Assists: None
Blocks: None
Steals: None
Minutes Played: None
Double-Figure Games: None
20-Point Games: None
10-Rebound Games: None
Double-Doubles: None

CAREER SUPERLATIVES

Points: None
Field Goals Made: None
Field Goals Attempted: None
3-Point Field Goals Made: None
3-Point Field Goals Attempted: None
Free Throws Made: None
Free Throws Attempted: None
Rebounds: None
Assists: None
Blocks: None
Steals: None
Minutes Played: None
Double-Figure Games: None
20-Point Games: None
Double-Doubles: None

2025-26 GAME-BY-GAME

CAREER STATISTICS

10

TOREY ALSTON

F | 6-9 | 220 | R-So.
Durham, N.C.
Winston-Salem Christian



DID YOU KNOW

- Major: Sports Management
Hobbies: Video games
Favorite food: Fried chicken
Favorite movie: Friday
- Favorite athlete: Kevin Durant
Biggest role model: His parents

SEASON SUPERLATIVES

- Points: 26 vs. Murray State (11/23/2025)
Field Goals Made: 12 vs. Murray State (11/23/2025)
Field Goals Attempted: 21 vs. Murray State (11/23/2025)
3-Point Field Goals Made: 1 vs. Missouri State (1/17/2026)
3-Point Field Goals Attempted: 2, 2x, last at Missouri State (1/17/2026)
Free Throws Made: 9, 2x, last vs. FIU (2/4/2026)
Free Throws Attempted: 14 vs. WKU (1/31/2026)
Rebounds: 16 vs. Murray State (11/23/2025)
Assists: 4 vs. WKU (1/31/2026)
Blocks: 6 vs. Kennesaw State (12/17/2025)
Steals: 2, 2x, last vs. Belmont (12/7/2025)
Minutes Played: 42 vs. Missouri State (1/17/2026)
Double-Figure Games: 14
20-Point Games: 3
10-Rebound Games: 5
Double-Doubles: 5

CAREER SUPERLATIVES

- Points: 26 vs. Murray State (11/23/2025)
Field Goals Made: 12 vs. Murray State (11/23/2025)
Field Goals Attempted: 21 vs. Murray State (11/23/2025)
3-Point Field Goals Made: 1, 3x, last vs. Missouri State (1/17/2026)
3-Point Field Goals Attempted: 2, 2x, last vs. Missouri State (1/17/2026)
Free Throws Made: 9, 2x, last vs. FIU (2/4/2026)
Free Throws Attempted: 14 vs. WKU (1/31/2026)
Rebounds: 16 vs. Murray State (11/23/2025)
Assists: 4 vs. WKU (1/31/2026)
Blocks: 6 vs. Kennesaw State (12/17/2025)
Steals: 2, 3x, last vs. Belmont (12/7/2025)
Minutes Played: 42 vs. Missouri State (1/17/2026)
Double-Figure Games: 22
20-Point Games: 3
Double-Doubles: 7

CAREER HONORS

- 12/22/25 Conference USA Player of the Week
2025 Cayman Islands Classic All-Tournament Team
11/24/25 Conference USA Player of the Week
2024-25 Conference USA All-Freshman Team

2025-26 GAME-BY-GAME

| Opponent | Date | GS | MIN | Total | | 3-Pointers | | Free throws | | Rebounds | | | PF | A | TO | BLK | STL | PTS | AVG | | |
|----------------------|------------|----|-------|--------|--------|------------|------|-------------|--------|----------|-----|-------|-----|-----|----|-----|-----|-----|------|------|------|
| | | | | FG-FGA | PCT | 3FG-3FGA | PCT | FT-FTA | PCT | DEF | TOT | AVG | | | | | | | | | |
| Milligan | 11/05/2025 | * | 13:46 | 2-3 | .667 | 0-1 | .000 | 4-6 | .667 | 2 | 4 | 6.0 | 1 | 1 | 0 | 0 | 1 | 8 | 8.0 | | |
| Webster | 11/08/2025 | * | 11:22 | 4-7 | .571 | 0-0 | .000 | 0-0 | .000 | 4 | 2 | 6.0 | 2 | 2 | 0 | 0 | 1 | 8 | 8.0 | | |
| at Evansville | 11/12/2025 | * | 21:37 | 3-6 | .500 | 0-1 | .000 | 0-2 | .000 | 2 | 4 | 6.0 | 4 | 1 | 0 | 0 | 0 | 6 | 7.3 | | |
| at Michigan | 11/19/2025 | * | 22:43 | 2-3 | .667 | 0-0 | .000 | 1-1 | 1.000 | 1 | 5 | 6.0 | 5 | 1 | 1 | 1 | 1 | 2 | 5 | 6.8 | |
| vs Murray St. | 11/23/2025 | * | 35:36 | 12-21 | .571 | 0-2 | .000 | 2-3 | .667 | 4 | 12 | 16 | 8.0 | 2 | 1 | 3 | 2 | 0 | 26 | 10.6 | |
| vs George Washington | 11/24/2025 | * | 30:13 | 5-9 | .556 | 0-0 | .000 | 7-8 | .875 | 1 | 6 | 7.8 | 1 | 0 | 2 | 0 | 1 | 17 | 11.7 | | |
| vs McNeese | 11/25/2025 | * | 25:49 | 2-7 | .286 | 0-0 | .000 | 2-4 | .500 | 5 | 4 | 9.0 | 4 | 2 | 1 | 1 | 0 | 6 | 10.9 | | |
| UAB | 12/01/2025 | * | 36:04 | 7-11 | .636 | 0-0 | .000 | 5-5 | 1.000 | 3 | 5 | 8.0 | 1 | 3 | 1 | 2 | 1 | 19 | 11.9 | | |
| Belmont | 12/07/2025 | * | 26:47 | 3-7 | .429 | 0-1 | .000 | 8-10 | .800 | 1 | 7 | 8.0 | 0 | 1 | 2 | 1 | 2 | 14 | 12.1 | | |
| Kennesaw St. | 12/17/2025 | * | 26:31 | 1-5 | .200 | 0-0 | .000 | 8-12 | .667 | 5 | 4 | 9.1 | 3 | 1 | 2 | 6 | 0 | 10 | 11.9 | | |
| Cumberland (TN) | 12/21/2025 | * | 34:15 | 6-10 | .600 | 0-0 | .000 | 7-11 | .636 | 5 | 10 | 8.3 | 0 | 2 | 2 | 3 | 0 | 19 | 12.5 | | |
| at Houston | 12/29/2025 | * | 30:11 | 4-5 | .800 | 0-0 | .000 | 2-3 | .667 | 3 | 9 | 12 | 8.6 | 4 | 1 | 4 | 3 | 0 | 10 | 12.3 | |
| Louisiana Tech | 01/02/2026 | * | 24:57 | 3-4 | .750 | 0-1 | .000 | 0-0 | .000 | 0 | 4 | 8.2 | 1 | 3 | 1 | 1 | 1 | 6 | 11.8 | | |
| Sam Houston | 01/04/2026 | * | 26:13 | 4-8 | .500 | 0-0 | .000 | 4-4 | 1.000 | 1 | 2 | 3.79 | 4 | 0 | 4 | 1 | 0 | 12 | 11.9 | | |
| at UTEP | 01/08/2026 | * | 20:19 | 4-6 | .667 | 0-0 | .000 | 0-0 | .000 | 0 | 5 | 5.75 | 5 | 0 | 2 | 0 | 0 | 8 | 11.6 | | |
| at New Mexico St. | 01/10/2026 | * | 31:57 | 4-8 | .500 | 0-1 | .000 | 8-12 | .667 | 0 | 5 | 7.5 | 2 | 1 | 3 | 0 | 1 | 16 | 11.9 | | |
| at Louisiana Tech | 01/14/2026 | * | 27:53 | 4-8 | .500 | 0-0 | .000 | 3-6 | .500 | 2 | 7 | 9.76 | 3 | 0 | 4 | 0 | 0 | 11 | 11.8 | | |
| Missouri St. | 01/17/2026 | * | 42:46 | 6-12 | .500 | 1-2 | .500 | 9-12 | .750 | 1 | 8 | 9.77 | 3 | 3 | 2 | 3 | 0 | 22 | 12.4 | | |
| at Jacksonville St. | 01/23/2026 | * | 20:14 | 1-3 | .333 | 0-0 | .000 | 0-2 | .000 | 0 | 5 | 7.5 | 4 | 0 | 1 | 0 | 0 | 2 | 11.8 | | |
| Liberty | 01/29/2026 | * | 37:43 | 7-10 | .700 | 0-0 | .000 | 6-9 | .667 | 3 | 9 | 12.78 | 1 | 1 | 2 | 1 | 0 | 20 | 12.3 | | |
| Western Ky. | 01/31/2026 | * | 37:04 | 4-7 | .571 | 0-0 | .000 | 5-14 | .357 | 0 | 11 | 7.9 | 1 | 4 | 3 | 1 | 0 | 13 | 12.3 | | |
| FIU | 02/04/2026 | * | 29:00 | 3-4 | .750 | 0-0 | .000 | 9-13 | .692 | 1 | 7 | 8.79 | 3 | 1 | 3 | 1 | 0 | 15 | 12.4 | | |
| Totals | | | 22 | 613:01 | 91-164 | .555 | 1-9 | .111 | 90-137 | .657 | 44 | 130 | 174 | 7.9 | 54 | 29 | 43 | 27 | 10 | 273 | 12.4 |

Player Averages

| Games Played | Minutes/ game | Points/ game | FG Pct | 3FG Pct | FT Pct | Rebounds/ game | Assists/ game | Turnovers/ game | Assist/Turnover ratio | Steals/ game | Blocks/ game |
|--------------|---------------|--------------|--------|---------|--------|----------------|---------------|-----------------|-----------------------|--------------|--------------|
| 22 | 27.9 | 12.4 | 55.5 | 11.1 | 65.7 | 7.9 | 1.3 | 2.0 | 0.7 | 0.5 | 1.2 |

CAREER STATISTICS

| | | | Field Goals | | 3-Point | | F-Throws | | Rebounds | | | | Scoring | | | | | | | |
|---------|------|-------|-------------|---------|---------|----------|----------|---------|----------|-----|-----|-----|---------|-------|----|----|-----|-----|-----|------|
| SEASON | TEAM | GP-GS | MIN/AVG | FG-FGA | FG% | 3FG-3FGA | 3FG% | FT-FTA | FT% | OFF | DEF | TOT | AVG | PF-FO | A | TO | BLK | STL | PTS | AVG |
| 2024-25 | MTSU | 34-20 | 684/20.1 | 77-134 | .575 | 2-9 | .222 | 56-102 | .549 | 56 | 121 | 177 | 5.2 | 75-1 | 29 | 42 | 33 | 14 | 212 | 6.2 |
| 2025-26 | MTSU | 22-22 | 613/27.9 | 91-164 | .555 | 1-9 | .111 | 90-137 | .657 | 44 | 130 | 174 | 7.9 | 54-2 | 29 | 43 | 27 | 10 | 273 | 12.4 |
| TOTAL | | 56-42 | 1297/23.2 | 168-298 | .564 | 3-18 | .167 | 146-239 | .611 | 100 | 251 | 351 | 6.3 | 129-3 | 58 | 85 | 60 | 24 | 485 | 8.7 |

11

TRE GREEN

G | 6-3 | 195 | Sr.
Baltimore, Md.
Glenelg Country School



DID YOU KNOW

- Major: Mechanical Engineering
Hobbies: Drawing, content creation
Favorite food: Mac and Cheese
Favorite movie: Fight Club
- Favorite athlete: Kyrie Irving
Biggest role model: His dad
Fun Fact: He has over 500k followers on TikTok

SEASON SUPERLATIVES

- Points: 22 vs. LA Tech (1/2/2026)
- Field Goals Made: 8 vs. LA Tech (1/2/2026)
- Field Goals Attempted: 14, 2x, last at Jacksonville State (1/23/2026)
- 3-Point Field Goals Made: 6 vs. LA Tech (1/2/2026)
- 3-Point Field Goals Attempted: 12 vs. LA Tech (1/2/2026)
- Free Throws Made: 3 vs. Kennesaw State (12/17/2025)
- Free Throws Attempted: 3 vs. Kennesaw State (12/17/2025)
- Rebounds: 5 at LA Tech (1/24/2026)
- Assists: 4 vs. Webster (11/8/2025)
- Blocks: None
- Steals: 3 vs. UAB (12/1/2025)
- Minutes Played: 27 vs. Cumberland (12/21/2025)
- Double-Figure Games: 4
- 20-Point Games: 1
- 10-Rebound Games: None
- Double-Doubles: None

CAREER SUPERLATIVES

- Points: 22 vs. LA Tech (1/2/2026)
- Field Goals Made: 8 vs. LA Tech (1/2/2026)
- Field Goals Attempted: 14, 2x, last at Jacksonville State (1/23/2026)
- 3-Point Field Goals Made: 6, 2x, last vs. LA Tech (1/2/2026)
- 3-Point Field Goals Attempted: 12 vs. LA Tech (1/2/2026)
- Free Throws Made: 6 vs. NM State (2/15/2024)
- Free Throws Attempted: 10 vs. Sam Houston (2/22/2025)
- Rebounds: 5, 2x, last at LA Tech (1/24/2026)
- Assists: 4 vs. Webster (11/8/2025)
- Blocks: 1, three times
- Steals: 3 vs. UAB (12/1/2025)
- Minutes Played: 33 vs. UTEP (2/17/2024)
- Double-Figure Games: 9
- 20-Point Games: 1
- Double-Doubles: None

2025-26 GAME-BY-GAME

| Opponent | Date | GS | MIN | Total | | 3-Pointers | | Free throws | | Rebounds | | | | PF | A | TO | BLK | STL | PTS | AVG |
|----------------------|------------|----|----------|--------|-------|------------|-------|-------------|-------|----------|-----|-----|-----|----|----|----|-----|-----|-----|------|
| | | | | FG-FGA | PCT | 3FG-3FGA | PCT | FT-FTA | PCT | OFF | DEF | TOT | AVG | | | | | | | |
| Milligan | 11/05/2025 | * | 21:41 | 3-8 | .375 | 2-7 | .286 | 0-0 | .000 | 0 | 1 | 1 | 1.0 | 3 | 0 | 0 | 0 | 0 | 8 | 8.0 |
| Webster | 11/08/2025 | * | 20:46 | 4-10 | .400 | 4-9 | .444 | 0-0 | .000 | 1 | 2 | 3 | 2.0 | 1 | 4 | 2 | 0 | 0 | 12 | 10.0 |
| at Evansville | 11/12/2025 | * | 22:05 | 1-3 | .333 | 1-3 | .333 | 0-0 | .000 | 2 | 1 | 3 | 2.3 | 2 | 0 | 0 | 0 | 1 | 3 | 7.7 |
| at Michigan | 11/19/2025 | * | 18:36 | 2-8 | .250 | 1-5 | .200 | 0-0 | .000 | 0 | 3 | 3 | 2.5 | 0 | 1 | 0 | 0 | 0 | 5 | 7.0 |
| vs Murray St. | 11/23/2025 | * | 21:08 | 0-3 | .000 | 0-2 | .000 | 2-2 | 1.000 | 1 | 2 | 3 | 2.6 | 0 | 3 | 0 | 0 | 0 | 2 | 6.0 |
| vs George Washington | 11/24/2025 | * | 13:16 | 3-4 | .750 | 2-3 | .667 | 0-0 | .000 | 0 | 2 | 2 | 2.5 | 1 | 0 | 2 | 0 | 0 | 8 | 6.3 |
| UAB | 12/01/2025 | * | 25:52 | 3-8 | .375 | 2-5 | .400 | 2-2 | 1.000 | 0 | 2 | 2 | 2.4 | 1 | 1 | 0 | 0 | 3 | 10 | 6.9 |
| Belmont | 12/07/2025 | * | 25:31 | 2-10 | .200 | 2-9 | .222 | 2-2 | 1.000 | 0 | 2 | 2 | 2.4 | 1 | 0 | 1 | 0 | 1 | 8 | 7.0 |
| Kennesaw St. | 12/17/2025 | * | 26:53 | 2-10 | .200 | 1-7 | .143 | 3-3 | 1.000 | 0 | 2 | 2 | 2.3 | 2 | 1 | 1 | 0 | 1 | 8 | 7.1 |
| Cumberland (TN) | 12/21/2025 | * | 27:60 | 3-7 | .429 | 1-5 | .200 | 2-2 | 1.000 | 0 | 1 | 1 | 2.2 | 1 | 0 | 0 | 0 | 1 | 9 | 7.3 |
| at Houston | 12/29/2025 | | 10:45 | 0-2 | .000 | 0-2 | .000 | 0-0 | .000 | 0 | 0 | 0 | 2.0 | 1 | 0 | 1 | 0 | 0 | 0 | 6.6 |
| Louisiana Tech | 01/02/2026 | | 23:49 | 8-14 | .571 | 6-12 | .500 | 0-0 | .000 | 2 | 1 | 3 | 2.1 | 3 | 2 | 1 | 0 | 1 | 22 | 7.9 |
| Sam Houston | 01/04/2026 | | 17:05 | 3-8 | .375 | 2-6 | .333 | 0-0 | .000 | 0 | 1 | 1 | 2.0 | 0 | 0 | 0 | 0 | 1 | 8 | 7.9 |
| at UTEP | 01/08/2026 | | 14:40 | 3-6 | .500 | 2-5 | .400 | 0-0 | .000 | 0 | 1 | 1 | 1.9 | 1 | 0 | 0 | 0 | 1 | 8 | 7.9 |
| at New Mexico St. | 01/10/2026 | | 08:51 | 1-3 | .333 | 1-3 | .333 | 0-1 | .000 | 1 | 3 | 4 | 2.1 | 1 | 0 | 0 | 0 | 0 | 3 | 7.6 |
| at Louisiana Tech | 01/14/2026 | | 12:15 | 1-1 | 1.000 | 1-1 | 1.000 | 0-0 | .000 | 1 | 4 | 5 | 2.3 | 1 | 0 | 0 | 0 | 0 | 3 | 7.3 |
| Missouri St. | 01/17/2026 | | 14:14 | 1-1 | 1.000 | 1-1 | 1.000 | 2-2 | 1.000 | 1 | 2 | 3 | 2.3 | 4 | 1 | 0 | 0 | 1 | 5 | 7.2 |
| at Jacksonville St. | 01/23/2026 | | 24:49 | 4-14 | .286 | 4-9 | .444 | 0-0 | .000 | 1 | 0 | 1 | 2.2 | 0 | 0 | 0 | 0 | 0 | 12 | 7.4 |
| Liberty | 01/29/2026 | | 03:12 | 0-2 | .000 | 0-2 | .000 | 0-0 | .000 | 0 | 0 | 0 | 2.1 | 1 | 0 | 0 | 0 | 0 | 0 | 7.1 |
| Western Ky. | 01/31/2026 | | 15:45 | 1-5 | .200 | 1-5 | .200 | 0-0 | .000 | 1 | 2 | 3 | 2.2 | 2 | 1 | 1 | 0 | 1 | 3 | 6.9 |
| FIU | 02/04/2026 | | 09:14 | 0-4 | .000 | 0-4 | .000 | 0-0 | .000 | 0 | 3 | 3 | 2.2 | 0 | 1 | 0 | 0 | 0 | 0 | 6.5 |
| Totals | | | 9 378:28 | 45-131 | .344 | 34-105 | .324 | 13-14 | .929 | 11 | 35 | 46 | 2.2 | 26 | 14 | 10 | 0 | 12 | 137 | 6.5 |

Player Averages

| Games Played | Minutes/game | Points/game | FG Pct | 3FG Pct | FT Pct | Rebounds/game | Assists/game | Turnovers/game | Assist/Turnover ratio | Steals/game | Blocks/game |
|--------------|--------------|-------------|--------|---------|--------|---------------|--------------|----------------|-----------------------|-------------|-------------|
| 21 | 18.0 | 6.5 | 34.4 | 32.4 | 92.9 | 2.2 | 0.7 | 0.5 | 1.4 | 0.6 | 0.0 |

CAREER STATISTICS

| | | | | Field Goals | | 3-Point | | F-Throws | | Rebounds | | | | Scoring | | | | | | |
|---------|------|-------|-----------|-------------|------|----------|------|----------|------|----------|-----|-----|-----|---------|----|----|-----|-----|-----|-----|
| SEASON | TEAM | GP-GS | MIN/AVG | FG-FGA | FG% | 3FG-3FGA | 3FG% | FT-FTA | FT% | OFF | DEF | TOT | AVG | PF-FO | A | TO | BLK | STL | PTS | AVG |
| 2022-23 | MTSU | 8-0 | 31/3.8 | 1-5 | .200 | 0-3 | .000 | 4-5 | .800 | 3 | 3 | 6 | 0.8 | 0-0 | 1 | 1 | 0 | 0 | 6 | 0.8 |
| 2023-24 | MTSU | 29-0 | 419/14.5 | 31-108 | .287 | 25-78 | .321 | 36-45 | .800 | 17 | 33 | 50 | 1.7 | 24-1 | 17 | 22 | 2 | 12 | 123 | 4.2 |
| 2024-25 | MTSU | 31-0 | 411/13.2 | 46-98 | .469 | 29-72 | .403 | 19-24 | .792 | 11 | 40 | 51 | 1.6 | 25-0 | 9 | 20 | 1 | 6 | 140 | 4.5 |
| 2025-26 | MTSU | 21-9 | 378/18.0 | 45-131 | .344 | 34-105 | .324 | 13-14 | .929 | 11 | 35 | 46 | 2.2 | 26-0 | 14 | 10 | 0 | 12 | 137 | 6.5 |
| TOTAL | | 89-9 | 1239/13.9 | 123-342 | .360 | 88-258 | .341 | 72-88 | .818 | 42 | 111 | 153 | 1.7 | 75-1 | 41 | 53 | 3 | 30 | 406 | 4.6 |

12 BRANDON OLOUMOU

C | 6-9 | 215 | Jr.
Nassau, Bahamas
College of Southern Idaho



DID YOU KNOW

Major: Business
Hobbies: Video games, spending time outdoors
Favorite movie: Planet of the Apes

Favorite food: Oxtail, peas and rice
Favorite athlete: Giannis Antetokounmpo
Favorite artist: NBA Youngboy

SEASON SUPERLATIVES

Points: None
Field Goals Made: None
Field Goals Attempted: None
3-Point Field Goals Made: None
3-Point Field Goals Attempted: None
Free Throws Made: None
Free Throws Attempted: None
Rebounds: None
Assists: None
Blocks: None
Steals: None
Minutes Played: None
Double-Figure Games: None
20-Point Games: None
10-Rebound Games: None
Double-Doubles: None

2025-26 GAME-BY-GAME

CAREER SUPERLATIVES

Points: None
Field Goals Made: None
Field Goals Attempted: None
3-Point Field Goals Made: None
3-Point Field Goals Attempted: None
Free Throws Made: None
Free Throws Attempted: None
Rebounds: None
Assists: None
Blocks: None
Steals: None
Minutes Played: None
Double-Figure Games: None
20-Point Games: None
Double-Doubles: None

CAREER STATISTICS

13

CHRIS LOOFE

F | 6-11 | 240 | Jr.
Leander, Texas
Link Year Prep



DID YOU KNOW

- Major: Business
- Hobbies: Playing video games
- Favorite food: Cheeseburgers
- Favorite movie: Interstellar
- Favorite athlete: Kevin Durant
- Biggest role model: His parents

SEASON SUPERLATIVES

- Points: 16 at UTEP (1/8/2026)
- Field Goals Made: 7 vs. Webster (11/8/2025)
- Field Goals Attempted: 12 at Michigan (11/19/2025)
- 3-Point Field Goals Made: 2, 2x, last at Houston (12/29/2025)
- 3-Point Field Goals Attempted: 5 at Michigan (11/19/2025)
- Free Throws Made: 4 at New Mexico State (1/10/2026)
- Free Throws Attempted: 6 at LA Tech (1/24/2026)
- Rebounds: 12 vs. Milligan (11/5/2025)
- Assists: 3 vs. Missouri State (1/17/2026)
- Blocks: 4 at LA Tech (1/24/2026)
- Steals: 1, 3x, last at Houston (12/29/2025)
- Minutes Played: 38 vs. Missouri State (1/17/2026)
- Double-Figure Games: 8
- 20-Point Games: None
- 10-Rebound Games: 4
- Double-Doubles: 1

CAREER SUPERLATIVES

- Points: 16 at UTEP (1/8/2026)
- Field Goals Made: 7 vs. Webster (11/8/2025)
- Field Goals Attempted: 12 at Michigan (11/19/2025)
- 3-Point Field Goals Made: 2, 3x, last at Houston (12/29/2025)
- 3-Point Field Goals Attempted: 5 at Michigan (11/19/2025)
- Free Throws Made: 5 vs. Bradley (11/24/2024)
- Free Throws Attempted: 7 vs. Rhodes (12/4/2024)
- Rebounds: 12 vs. Milligan (11/5/2025)
- Assists: 3 vs. Missouri State (1/17/2026)
- Blocks: 4, 2x, last at LA Tech (1/24/2026)
- Steals: 1, 12x, last at Houston (12/29/2025)
- Minutes Played: 38 vs. Missouri State (1/17/2026)
- Double-Figure Games: 12
- 20-Point Games: None
- Double-Doubles: 1

2025-26 GAME-BY-GAME

| Opponent | Date | GS | MIN | Total | | 3-Pointers | | Free throws | | Rebounds | | | | PF | A | TO | BLK | STL | PTS | AVG | |
|----------------------|------------|----|-------|--------|--------|------------|-------|-------------|-------|----------|-----|-----|------|-----|----|----|-----|-----|-----|------|-----|
| | | | | FG-FGA | PCT | 3FG-3FGA | PCT | FT-FTA | PCT | OFF | DEF | TOT | AVG | | | | | | | | |
| Milligan | 11/05/2025 | * | 19:36 | 3-6 | .500 | 2-2 | 1.000 | 2-4 | .500 | 4 | 8 | 12 | 12.0 | 2 | 2 | 0 | 3 | 1 | 10 | 10.0 | |
| Webster | 11/08/2025 | * | 15:53 | 7-10 | .700 | 0-0 | .000 | 0-0 | .000 | 2 | 4 | 6 | 9.0 | 4 | 0 | 0 | 3 | 1 | 14 | 12.0 | |
| at Evansville | 11/12/2025 | * | 25:02 | 3-6 | .500 | 0-2 | .000 | 0-0 | .000 | 1 | 2 | 3 | 7.0 | 4 | 2 | 3 | 1 | 0 | 6 | 10.0 | |
| at Michigan | 11/19/2025 | * | 20:38 | 2-12 | .167 | 1-5 | .200 | 0-1 | .000 | 1 | 1 | 2 | 5.8 | 4 | 0 | 2 | 0 | 0 | 5 | 8.8 | |
| vs Murray St. | 11/23/2025 | * | 15:06 | 5-9 | .556 | 0-0 | .000 | 0-2 | .000 | 3 | 1 | 4 | 5.4 | 4 | 1 | 0 | 0 | 0 | 10 | 9.0 | |
| vs George Washington | 11/24/2025 | * | 24:47 | 5-7 | .714 | 0-1 | .000 | 3-4 | .750 | 1 | 2 | 3 | 5.0 | 3 | 1 | 2 | 3 | 0 | 13 | 9.7 | |
| vs McNeese | 11/25/2025 | * | 16:36 | 0-1 | .000 | 0-0 | .000 | 0-1 | .000 | 2 | 1 | 3 | 4.7 | 2 | 0 | 4 | 1 | 0 | 0 | 8.3 | |
| UAB | 12/01/2025 | * | 17:46 | 1-5 | .200 | 0-0 | .000 | 0-0 | .000 | 1 | 7 | 8 | 5.1 | 3 | 0 | 4 | 2 | 0 | 2 | 7.5 | |
| Belmont | 12/07/2025 | * | 25:51 | 3-4 | .750 | 1-2 | .500 | 1-2 | .500 | 6 | 4 | 10 | 5.7 | 4 | 0 | 1 | 1 | 0 | 8 | 7.6 | |
| Kennesaw St. | 12/17/2025 | * | 22:12 | 1-3 | .333 | 1-3 | .333 | 3-4 | .750 | 2 | 3 | 5 | 5.6 | 5 | 0 | 2 | 3 | 0 | 6 | 7.4 | |
| Cumberland (TN) | 12/21/2025 | * | 18:59 | 1-2 | .500 | 0-1 | .000 | 2-4 | .500 | 2 | 3 | 5 | 5.5 | 2 | 1 | 1 | 0 | 1 | 4 | 7.1 | |
| at Houston | 12/29/2025 | * | 32:59 | 4-6 | .667 | 2-3 | .667 | 0-1 | .000 | 4 | 2 | 6 | 5.6 | 4 | 2 | 6 | 0 | 1 | 10 | 7.3 | |
| Louisiana Tech | 01/02/2026 | * | 18:37 | 0-2 | .000 | 0-2 | .000 | 1-2 | .500 | 1 | 3 | 4 | 5.5 | 5 | 2 | 0 | 1 | 0 | 1 | 6.8 | |
| Sam Houston | 01/04/2026 | * | 28:31 | 2-9 | .222 | 0-4 | .000 | 0-0 | .000 | 2 | 8 | 10 | 5.8 | 2 | 1 | 2 | 2 | 0 | 4 | 6.6 | |
| at UTEP | 01/08/2026 | * | 26:41 | 6-6 | 1.000 | 1-1 | 1.000 | 3-3 | 1.000 | 1 | 6 | 7 | 5.9 | 5 | 0 | 1 | 0 | 0 | 16 | 7.3 | |
| at New Mexico St. | 01/10/2026 | * | 34:12 | 2-4 | .500 | 0-1 | .000 | 4-5 | .800 | 0 | 8 | 8 | 6.0 | 3 | 1 | 1 | 1 | 0 | 8 | 7.3 | |
| at Louisiana Tech | 01/14/2026 | * | 22:11 | 1-4 | .250 | 1-2 | .500 | 2-6 | .333 | 0 | 7 | 7 | 6.1 | 5 | 1 | 4 | 4 | 0 | 5 | 7.2 | |
| Missouri St. | 01/17/2026 | * | 38:56 | 2-6 | .333 | 0-2 | .000 | 1-2 | .500 | 3 | 7 | 10 | 6.3 | 5 | 3 | 2 | 2 | 0 | 5 | 7.1 | |
| at Jacksonville St. | 01/23/2026 | * | 14:47 | 1-2 | .500 | 0-0 | .000 | 0-0 | .000 | 0 | 2 | 2 | 6.1 | 2 | 0 | 1 | 0 | 0 | 2 | 6.5 | |
| Liberty | 01/29/2026 | * | 16:51 | 1-2 | .500 | 0-0 | .000 | 0-2 | .000 | 2 | 2 | 4 | 6.0 | 2 | 0 | 1 | 1 | 0 | 2 | 6.6 | |
| Western Ky. | 01/31/2026 | * | 32:01 | 4-8 | .500 | 0-3 | .000 | 2-3 | .667 | 2 | 7 | 9 | 6.1 | 3 | 1 | 1 | 0 | 0 | 10 | 6.7 | |
| FIU | 02/04/2026 | * | 31:44 | 4-5 | .800 | 1-2 | .500 | 2-4 | .500 | 0 | 3 | 3 | 6.0 | 4 | 0 | 2 | 0 | 0 | 11 | 6.9 | |
| Totals | | | 22 | 519:56 | 58-119 | .487 | 10-36 | .278 | 26-50 | .520 | 40 | 91 | 131 | 6.0 | 77 | 18 | 40 | 28 | 3 | 152 | 6.9 |

Player Averages

| Games Played | Minutes/ game | Points/ game | FG Pct | 3FG Pct | FT Pct | Rebounds/ game | Assists/ game | Turnovers/ game | Assist/Turnover ratio | Steals/ game | Blocks/ game |
|--------------|---------------|--------------|--------|---------|--------|----------------|---------------|-----------------|-----------------------|--------------|--------------|
| 22 | 23.6 | 6.9 | 48.7 | 27.8 | 52.0 | 6.0 | 0.8 | 1.8 | 0.5 | 0.1 | 1.3 |

CAREER STATISTICS

| | | | | Field Goals | | 3-Point | | F-Throws | | Rebounds | | | | | | | | | Scoring | |
|---------|------|-------|-----------|-------------|------|----------|------|----------|------|----------|-----|-----|-----|-------|----|-----|-----|-----|---------|-----|
| SEASON | TEAM | GP-GS | MIN/AVG | FG-FGA | FG% | 3FG-3FGA | 3FG% | FT-FTA | FT% | OFF | DEF | TOT | AVG | PF-FO | A | TO | BLK | STL | PTS | AVG |
| 2023-24 | MTSU | 31-0 | 314/10.1 | 33-60 | .550 | 3-9 | .333 | 13-24 | .542 | 26 | 51 | 77 | 2.5 | 60-3 | 13 | 27 | 28 | 5 | 82 | 2.6 |
| 2024-25 | MTSU | 34-1 | 460/13.5 | 52-99 | .525 | 5-26 | .192 | 26-50 | .520 | 38 | 78 | 116 | 3.4 | 74-1 | 8 | 33 | 35 | 4 | 135 | 4.0 |
| 2025-26 | MTSU | 22-22 | 520/23.6 | 58-119 | .487 | 10-36 | .278 | 26-50 | .520 | 40 | 91 | 131 | 6.0 | 77-5 | 18 | 40 | 28 | 3 | 152 | 6.9 |
| TOTAL | | 87-23 | 1294/14.9 | 143-278 | .514 | 18-71 | .254 | 65-124 | .524 | 104 | 220 | 324 | 3.7 | 211-9 | 39 | 100 | 91 | 12 | 369 | 4.2 |

20

SAVON WYKLE

G | 6-5 | 200 | Gr.
Smyrna, Tenn.

UMSL / Northwood / Parkland



DID YOU KNOW

Major: Strategic Leadership
Hobbies: Watching movies, video games
Favorite food: Hibachi
Favorite TV show: Money Heist

Favorite athlete: Kevin Durant
Biggest role model: His parents
Fun Fact: Cousins with Jahvin Carter

SEASON SUPERLATIVES

Points: 10 vs. Milligan (11/5/2025)
Field Goals Made: 4 vs. Milligan (11/5/2025)
Field Goals Attempted: 7 vs. Milligan (11/5/2025)
3-Point Field Goals Made: 2 vs. Milligan (11/5/2025)
3-Point Field Goals Attempted: 5 vs. Milligan (11/5/2025)
Free Throws Made: None
Free Throws Attempted: None
Rebounds: 7 vs. Milligan (11/5/2025)
Assists: 1 vs. Milligan (11/5/2025)
Blocks: 2 vs. Milligan (11/5/2025)
Steals: None
Minutes Played: 13 vs. Milligan (11/5/2025)
Double-Figure Games: 1
20-Point Games: None
10-Rebound Games: None
Double-Doubles: None

CAREER SUPERLATIVES

Points: 23 at Lewis (2/6/2025)
Field Goals Made: 8, three times
Field Goals Attempted: 17, two times
3-Point Field Goals Made: 4, two times
3-Point Field Goals Attempted: 9, three times
Free Throws Made: 9 at Trevecca Nazarene (1/19/2023)
Free Throws Attempted: 10 at Trevecca Nazarene (1/19/2023)
Rebounds: 13 vs. Ohio Dominican (2/18/2023)
Assists: 5, two times
Blocks: 3 vs. Northern Michigan (1/9/2024)
Steals: 3 vs. Trevecca Nazarene (12/1/2022)
Minutes Played: 40, four times
Double-Figure Games: 50
20-Point Games: 4
Double-Doubles: 1

2025-26 GAME-BY-GAME

| Opponent | Date | GS | MIN | Total | | 3-Pointers | | Free throws | | Rebounds | | | | PF | A | TO | BLK | STL | PTS | AVG |
|----------|------------|----|-------|--------|------|------------|------|-------------|------|----------|-----|-----|-----|----|---|----|-----|-----|------|-----|
| | | | | FG-FGA | PCT | 3FG-3FGA | PCT | FT-FTA | PCT | OFF | DEF | TOT | AVG | | | | | | | |
| Milligan | 11/05/2025 | | 13:03 | 4-7 | .571 | 2-5 | .400 | 0-0 | .000 | 0 | 2 | 2 | 2.0 | 0 | 1 | 2 | 0 | 10 | 10.0 | |
| Totals | | 0 | 13:03 | 4-7 | .571 | 2-5 | .400 | 0-0 | .000 | 0 | 2 | 2 | 2.0 | 0 | 1 | 2 | 0 | 10 | 10.0 | |

Player Averages

| Games Played | Minutes/ game | Points/ game | FG Pct | 3FG Pct | FT Pct | Rebounds/ game | Assists/ game | Turnovers/ game | Assist/Turnover ratio | Steals/ game | Blocks/ game |
|--------------|---------------|--------------|--------|---------|--------|----------------|---------------|-----------------|-----------------------|--------------|--------------|
| 1 | 13.1 | 10.0 | 57.1 | 40.0 | 0.0 | 2.0 | 1.0 | 1.0 | 1.0 | 0.0 | 2.0 |

CAREER STATISTICS

| | | | | Field Goals | | 3-Point | | F-Throws | | Rebounds | | | | | | | | | | | | Scoring | |
|----------------|------|-------|-----------|-------------|------|----------|------|----------|------|----------|-----|-----|-----|-------|-----|-----|-----|-----|-----|------|--|---------|--|
| SEASON | TEAM | GP-GS | MIN/AVG | FG-FGA | FG% | 3FG-3FGA | 3FG% | FT-FTA | FT% | OFF | DEF | TOT | AVG | PF-FO | A | TO | BLK | STL | PTS | AVG | | | |
| 2022-23 | NW | 23-20 | 696/30.3 | 108-268 | .403 | 23-78 | .295 | 33-39 | .846 | 15 | 75 | 90 | 3.9 | 38-0 | 35 | 48 | 16 | 18 | 272 | 11.8 | | | |
| 2023-24 | UMSL | 25-21 | 768/30.7 | 82-184 | .446 | 42-107 | .393 | 37-47 | .787 | 16 | 72 | 88 | 3.5 | 50-3 | 34 | 37 | 16 | 13 | 243 | 9.7 | | | |
| 2024-25 | UMSL | 33-32 | 1182/35.8 | 135-323 | .418 | 53-160 | .331 | 64-80 | .800 | 15 | 112 | 127 | 3.8 | 73-1 | 54 | 42 | 18 | 19 | 387 | 11.7 | | | |
| 2025-26 | MTSU | 1-0 | 13/13.1 | 4-7 | .571 | 2-5 | .400 | 0-0 | .000 | 0 | 2 | 2 | 2.0 | 0-0 | 1 | 1 | 2 | 0 | 10 | 10.0 | | | |
| TOTAL FOR MTSU | | 1-0 | 13/13.1 | 4-7 | .571 | 2-5 | .400 | 0-0 | .000 | 0 | 2 | 2 | 2.0 | 0-0 | 1 | 1 | 2 | 0 | 10 | 10.0 | | | |
| TOTAL | | 82-73 | 2659/32.4 | 329-782 | .421 | 120-350 | .343 | 134-166 | .807 | 46 | 261 | 307 | 3.7 | 161-4 | 124 | 128 | 52 | 50 | 912 | 11.1 | | | |

22

KAMARI LANDS

G | 6-8 | 230 | Sr.
Indianapolis, Ind.
Arizona State / Louisville



DID YOU KNOW

- Major: Liberal Arts
- Hobbies: Fishing, video games
- Favorite food: Pizza
- Favorite movie: Interstellar
- Favorite athlete: LeBron James
- Biggest role model: His future self
- Hidden talent: He is "elite" at escape rooms

SEASON SUPERLATIVES

- Points: 25 vs. WKU (1/31/2026)
- Field Goals Made: 9 vs. Milligan (11/5/2025)
- Field Goals Attempted: 18 vs. Kennesaw State (12/17/2025)
- 3-Point Field Goals Made: 7 vs. Missouri State (1/17/2026)
- 3-Point Field Goals Attempted: 13 vs. Missouri State (1/17/2026)
- Free Throws Made: 8 at Evansville (11/12/2025)
- Free Throws Attempted: 10, 2x, last vs. WKU (1/31/2026)
- Rebounds: 9 vs. Kennesaw State (12/17/2025)
- Assists: 5 at LA Tech (1/24/2026)
- Blocks: 3 vs. Missouri State (1/17/2026)
- Steals: 2, 6x, last vs. WKU (1/31/2026)
- Minutes Played: 43 vs. Missouri State (1/17/2026)
- Double-Figure Games: 15
- 20-Point Games: 5
- 10-Rebound Games: None
- Double-Doubles: None

CAREER SUPERLATIVES

- Points: 25 vs. WKU (1/31/2026)
- Field Goals Made: 9 vs. Milligan (11/5/2025)
- Field Goals Attempted: 18 vs. Kennesaw State (12/17/2025)
- 3-Point Field Goals Made: 7 vs. Missouri State (1/17/2026)
- 3-Point Field Goals Attempted: 13 vs. Missouri State (1/17/2026)
- Free Throws Made: 8 at Evansville (11/12/2025)
- Free Throws Attempted: 10, 2x, last vs. WKU (1/31/2026)
- Rebounds: 9 vs. Kennesaw State (12/17/2025)
- Assists: 5, 2x, last at LA Tech (1/24/2026)
- Blocks: 3 vs. Missouri State (1/17/2026)
- Steals: 4 vs. Virginia (2/15/2023)
- Minutes Played: 43 vs. Missouri State (1/17/2026)
- Double-Figure Games: 39
- 20-Point Games: 5
- Double-Doubles: None

CAREER HONORS

2025-26 Preseason All-Conference USA Team

2025-26 GAME-BY-GAME

| Opponent | Date | GS | MIN | Total | | 3-Pointers | | Free throws | | Rebounds | | PF | A | TO | BLK | STL | PTS | AVG | | | |
|----------------------|------------|----|-------|--------|---------|------------|--------|-------------|-------|----------|-----|----|-----|-----|-----|-----|-----|-----|------|------|------|
| | | | | FG-FGA | PCT | 3FG-3FGA | PCT | FT-FTA | PCT | OFF | DEF | | | | | | | | | | |
| Milligan | 11/05/2025 | * | 21:42 | 9-12 | .750 | 2-3 | .667 | 1-1 | 1.000 | 0 | 4 | 4 | 0 | 0 | 3 | 2 | 0 | 21 | 21.0 | | |
| Webster | 11/08/2025 | * | 20:59 | 4-10 | .400 | 1-4 | .250 | 0-0 | .000 | 1 | 4 | 5 | 4.5 | 0 | 3 | 0 | 1 | 9 | 15.0 | | |
| at Evansville | 11/12/2025 | * | 38:03 | 6-14 | .429 | 3-8 | .375 | 8-10 | .800 | 0 | 4 | 4 | 4.3 | 2 | 3 | 2 | 0 | 23 | 17.7 | | |
| at Michigan | 11/19/2025 | * | 30:15 | 4-12 | .333 | 3-10 | .300 | 0-0 | .000 | 0 | 6 | 6 | 4.8 | 3 | 1 | 2 | 1 | 11 | 16.0 | | |
| vs Murray St. | 11/23/2025 | * | 21:19 | 4-8 | .500 | 0-3 | .000 | 0-0 | .000 | 1 | 1 | 2 | 4.2 | 3 | 1 | 2 | 0 | 8 | 14.4 | | |
| vs George Washington | 11/24/2025 | * | 28:03 | 0-8 | .000 | 0-6 | .000 | 2-2 | 1.000 | 0 | 4 | 4 | 4.2 | 2 | 1 | 2 | 0 | 2 | 12.3 | | |
| vs McNeese | 11/25/2025 | * | 27:18 | 6-12 | .500 | 5-8 | .625 | 1-2 | .500 | 0 | 3 | 3 | 4.0 | 1 | 1 | 1 | 0 | 18 | 13.1 | | |
| UAB | 12/01/2025 | * | 27:03 | 4-9 | .444 | 2-5 | .400 | 0-0 | .000 | 0 | 4 | 4 | 4.0 | 1 | 2 | 1 | 1 | 10 | 12.8 | | |
| Belmont | 12/07/2025 | * | 25:31 | 1-8 | .125 | 0-3 | .000 | 1-2 | .500 | 0 | 4 | 4 | 4.0 | 0 | 2 | 0 | 0 | 3 | 11.7 | | |
| Kennesaw St. | 12/17/2025 | * | 34:59 | 8-18 | .444 | 2-7 | .286 | 6-8 | .750 | 1 | 8 | 9 | 4.5 | 2 | 1 | 1 | 1 | 24 | 12.9 | | |
| Cumberland (TN) | 12/21/2025 | * | 28:06 | 2-7 | .286 | 2-5 | .400 | 3-3 | 1.000 | 1 | 4 | 5 | 4.5 | 0 | 1 | 3 | 0 | 2 | 9 | 12.5 | |
| at Houston | 12/29/2025 | * | 32:28 | 7-10 | .700 | 4-7 | .571 | 0-0 | .000 | 1 | 2 | 3 | 4.4 | 4 | 2 | 2 | 0 | 0 | 18 | 13.0 | |
| Louisiana Tech | 01/02/2026 | * | 28:40 | 4-11 | .364 | 3-8 | .375 | 0-0 | .000 | 1 | 4 | 5 | 4.5 | 0 | 2 | 0 | 0 | 0 | 11 | 12.8 | |
| Sam Houston | 01/04/2026 | * | 27:59 | 5-13 | .385 | 1-5 | .200 | 3-3 | 1.000 | 1 | 2 | 3 | 4.4 | 2 | 2 | 0 | 0 | 0 | 14 | 12.9 | |
| at UTEP | 01/08/2026 | * | 37:10 | 3-10 | .300 | 2-5 | .400 | 4-5 | .800 | 0 | 1 | 1 | 4.1 | 2 | 2 | 2 | 1 | 0 | 12 | 12.9 | |
| at New Mexico St. | 01/10/2026 | * | 25:41 | 4-10 | .400 | 1-3 | .333 | 0-0 | .000 | 0 | 2 | 2 | 4.0 | 1 | 0 | 1 | 1 | 2 | 9 | 12.6 | |
| at Louisiana Tech | 01/14/2026 | * | 33:43 | 5-16 | .313 | 1-4 | .250 | 2-4 | .500 | 0 | 6 | 6 | 4.1 | 1 | 5 | 0 | 0 | 1 | 13 | 12.6 | |
| Missouri St. | 01/17/2026 | * | 43:34 | 7-14 | .500 | 7-13 | .538 | 0-0 | .000 | 1 | 2 | 3 | 4.1 | 0 | 1 | 0 | 3 | 1 | 21 | 13.1 | |
| at Jacksonville St. | 01/23/2026 | * | 33:40 | 4-13 | .308 | 2-9 | .333 | 4-4 | 1.000 | 0 | 3 | 3 | 4.0 | 4 | 3 | 1 | 1 | 1 | 15 | 13.2 | |
| Liberty | 01/29/2026 | * | 20:53 | 2-7 | .286 | 1-4 | .250 | 0-0 | .000 | 0 | 1 | 1 | 3.9 | 1 | 2 | 1 | 0 | 1 | 5 | 12.8 | |
| Western Ky. | 01/31/2026 | * | 33:43 | 8-14 | .571 | 2-6 | .333 | 7-10 | .700 | 4 | 1 | 5 | 3.9 | 3 | 1 | 4 | 0 | 2 | 25 | 13.4 | |
| FIU | 02/04/2026 | * | 27:06 | 4-12 | .333 | 2-8 | .250 | 5-8 | .625 | 1 | 4 | 5 | 4.0 | 5 | 3 | 2 | 0 | 1 | 15 | 13.5 | |
| Totals | | | 22 | 647:55 | 101-248 | .407 | 47-134 | .351 | 47-62 | .758 | 13 | 74 | 87 | 4.0 | 37 | 42 | 29 | 9 | 19 | 296 | 13.5 |

Player Averages

| Games Played | Minutes/game | Points/game | FG Pct | 3FG Pct | FT Pct | Rebounds/game | Assists/game | Turnovers/game | Assist/Turnover ratio | Steals/game | Blocks/game |
|--------------|--------------|-------------|--------|---------|--------|---------------|--------------|----------------|-----------------------|-------------|-------------|
| 22 | 29.5 | 13.5 | 40.7 | 35.1 | 75.8 | 4.0 | 1.9 | 1.3 | 1.4 | 0.9 | 0.4 |

CAREER STATISTICS

| | | | | Field Goals | | 3-Point | | F-Throws | | Rebounds | | | | Scoring | | | | | | |
|----------------|------|--------|-----------|-------------|------|----------|------|----------|------|----------|-----|-----|-----|---------|-----|-----|-----|-----|-----|------|
| SEASON | TEAM | GP-GS | MIN/AVG | FG-FGA | FG% | 3FG-3FGA | 3FG% | FT-FTA | FT% | OFF | DEF | TOT | AVG | PF-FO | A | TO | BLK | STL | PTS | AVG |
| 2022-23 | LOU | 32-6 | 674/21.1 | 57-175 | .326 | 27-84 | .321 | 49-56 | .875 | 8 | 53 | 61 | 1.9 | 45-0 | 26 | 32 | 4 | 19 | 190 | 5.9 |
| 2023-24 | ASU | 32-3 | 602/18.8 | 46-162 | .284 | 24-86 | .279 | 28-42 | .667 | 7 | 74 | 81 | 2.5 | 50-0 | 25 | 20 | 11 | 19 | 144 | 4.5 |
| 2024-25 | MTSU | 22-13 | 440/20.0 | 65-179 | .363 | 30-102 | .294 | 19-27 | .704 | 9 | 42 | 51 | 2.3 | 34-0 | 27 | 20 | 6 | 18 | 179 | 8.1 |
| 2025-26 | MTSU | 22-22 | 648/29.5 | 101-248 | .407 | 47-134 | .351 | 47-62 | .758 | 13 | 74 | 87 | 4.0 | 37-1 | 42 | 29 | 9 | 19 | 296 | 13.5 |
| TOTAL FOR MTSU | | 44-35 | 1088/24.7 | 166-427 | .389 | 77-236 | .326 | 66-89 | .742 | 22 | 116 | 138 | 3.1 | 71-1 | 69 | 49 | 15 | 37 | 475 | 10.8 |
| TOTAL | | 108-44 | 2363/21.9 | 269-764 | .352 | 128-406 | .315 | 143-187 | .765 | 37 | 243 | 280 | 2.6 | 166-1 | 120 | 101 | 30 | 75 | 809 | 7.5 |

23

JAMES DENT JR

G | 6-5 | 170 | Gr.
Springfield, Ill.
NIU / WIU / John A. Logan / Moberly Area



DID YOU KNOW

- Major: Liberal Arts
- Hobbies: Fishing, video games
- Favorite food: Pizza
- Favorite movie: Interstellar
- Favorite athlete: LeBron James
- Biggest role model: His future self
- Fun fact: Was roommates with Sean Smith at John A. Logan

SEASON SUPERLATIVES

- Points: 9 vs. Webster (11/8/2025)
- Field Goals Made: 3 vs. Webster (11/8/2025)
- Field Goals Attempted: 5, 4x, last vs. FIU (2/4/2026)
- 3-Point Field Goals Made: 2, 2x, last vs. Webster (11/8/2025)
- 3-Point Field Goals Attempted: 4, 2x, last vs. Webster (11/8/2025)
- Free Throws Made: 2, 2x, last at New Mexico State (1/10/2026)
- Free Throws Attempted: 4 at New Mexico State (1/10/2026)
- Rebounds: 7 vs. Milligan (11/5/2025)
- Assists: 3 vs. Milligan (11/5/2025)
- Blocks: 1, 3x, last vs. FIU (2/4/2026)
- Steals: 2 vs. FIU (2/4/2026)
- Minutes Played: 21 vs. Webster (11/8/2025)
- Double-Figure Games: None
- 20-Point Games: None
- 10-Rebound Games: None
- Double-Doubles: None

CAREER SUPERLATIVES

- Points: 36 at Central Michigan (3/7/2025)
- Field Goals Made: 9, two times
- Field Goals Attempted: 24 at Illinois (11/24/2023)
- 3-Point Field Goals Made: 6 at Central Michigan (3/7/2025)
- 3-Point Field Goals Attempted: 15 at Central Michigan (3/7/2025)
- Free Throws Made: 12 at Central Michigan (3/7/2025)
- Free Throws Attempted: 17 at Central Michigan (3/7/2025)
- Rebounds: 10 vs. Ball State (1/25/2025)
- Assists: 7 at Valparaiso (11/21/2023)
- Blocks: 3, two times
- Steals: 4 at Central Arkansas (12/20/2023)
- Minutes Played: 50 at Central Michigan (3/7/2025)
- Double-Figure Games: 42
- 20-Point Games: 9
- Double-Doubles: 1

2025-26 GAME-BY-GAME

| Opponent | Date | GS | MIN | Total | | 3-Pointers | | Free throws | | Rebounds | | | PF | A | TO | BLK | STL | PTS | AVG | | |
|----------------------|------------|----|-------|--------|-------|------------|-------|-------------|-------|----------|-----|-----|-----|-----|----|-----|-----|-----|-----|-----|-----|
| | | | | FG-FGA | PCT | 3FG-3FGA | PCT | FT-FTA | PCT | OFF | DEF | TOT | | | | | | | | | |
| Milligan | 11/05/2025 | | 14:32 | 2-5 | .400 | 2-4 | .500 | 0-0 | .000 | 2 | 5 | 7 | 7.0 | 2 | 3 | 1 | 1 | 0 | 6 | 6.0 | |
| Webster | 11/08/2025 | | 21:42 | 3-5 | .600 | 2-4 | .500 | 1-2 | .500 | 2 | 2 | 4 | 5.5 | 3 | 2 | 1 | 1 | 1 | 9 | 7.5 | |
| at Evansville | 11/12/2025 | | 11:48 | 0-0 | .000 | 0-0 | .000 | 0-0 | .000 | 1 | 5 | 6 | 5.7 | 2 | 2 | 0 | 0 | 0 | 0 | 5.0 | |
| at Michigan | 11/19/2025 | | 13:00 | 0-2 | .000 | 0-2 | .000 | 0-0 | .000 | 0 | 1 | 1 | 4.5 | 3 | 1 | 1 | 0 | 0 | 0 | 3.8 | |
| vs Murray St. | 11/23/2025 | | 06:14 | 0-0 | .000 | 0-0 | .000 | 0-0 | .000 | 0 | 0 | 0 | 3.6 | 2 | 1 | 0 | 0 | 0 | 0 | 3.0 | |
| vs George Washington | 11/24/2025 | | 18:19 | 2-5 | .400 | 0-2 | .000 | 2-2 | 1.000 | 0 | 1 | 1 | 3.2 | 1 | 1 | 1 | 0 | 0 | 6 | 3.5 | |
| vs McNeese | 11/25/2025 | | 14:06 | 0-1 | .000 | 0-1 | .000 | 0-0 | .000 | 0 | 2 | 2 | 3.0 | 3 | 2 | 0 | 0 | 0 | 0 | 3.0 | |
| Louisiana Tech | 01/02/2026 | | 03:46 | 1-1 | 1.000 | 0-0 | .000 | 0-0 | .000 | 0 | 0 | 0 | 2.6 | 0 | 1 | 0 | 0 | 1 | 2 | 2.9 | |
| at UTEP | 01/08/2026 | | 11:02 | 1-2 | .500 | 1-1 | 1.000 | 0-0 | .000 | 0 | 0 | 0 | 2.3 | 0 | 1 | 0 | 0 | 0 | 3 | 2.9 | |
| at New Mexico St. | 01/10/2026 | | 16:20 | 2-4 | .500 | 0-2 | .000 | 2-4 | .500 | 2 | 1 | 3 | 2.4 | 2 | 2 | 0 | 0 | 0 | 6 | 3.2 | |
| at Louisiana Tech | 01/14/2026 | | 17:59 | 1-3 | .333 | 1-3 | .333 | 0-0 | .000 | 0 | 1 | 1 | 2.3 | 2 | 0 | 1 | 0 | 0 | 3 | 3.2 | |
| Missouri St. | 01/17/2026 | | 04:52 | 0-0 | .000 | 0-0 | .000 | 0-0 | .000 | 0 | 0 | 0 | 2.1 | 2 | 0 | 1 | 0 | 0 | 0 | 2.9 | |
| at Jacksonville St. | 01/23/2026 | | 09:05 | 0-1 | .000 | 0-1 | .000 | 0-0 | .000 | 0 | 1 | 1 | 2.0 | 1 | 0 | 0 | 1 | 0 | 0 | 2.7 | |
| Liberty | 01/29/2026 | | 05:45 | 0-2 | .000 | 0-2 | .000 | 0-0 | .000 | 0 | 0 | 0 | 1.9 | 1 | 0 | 0 | 0 | 0 | 0 | 2.5 | |
| Western Ky. | 01/31/2026 | | 02:26 | 0-0 | .000 | 0-0 | .000 | 0-0 | .000 | 0 | 0 | 0 | 1.7 | 1 | 0 | 0 | 0 | 0 | 0 | 2.3 | |
| FIU | 02/04/2026 | | 17:09 | 1-5 | .200 | 0-3 | .000 | 0-0 | .000 | 3 | 2 | 5 | 1.9 | 1 | 0 | 1 | 1 | 2 | 2 | 2.3 | |
| Totals | | | 0 | 188:04 | 13-36 | .361 | 6-25 | .240 | 5-9 | .556 | 10 | 21 | 31 | 1.9 | 26 | 16 | 8 | 4 | 4 | 37 | 2.3 |

Player Averages

| Games Played | Minutes/ game | Points/ game | FG Pct | 3FG Pct | FT Pct | Rebounds/ game | Assists/ game | Turnovers/ game | Assist/Turnover ratio | Steals/ game | Blocks/ game |
|--------------|---------------|--------------|--------|---------|--------|----------------|---------------|-----------------|-----------------------|--------------|--------------|
| 16 | 11.8 | 2.3 | 36.1 | 24.0 | 55.6 | 1.9 | 1.0 | 0.5 | 2.0 | 0.3 | 0.3 |

CAREER STATISTICS

| | | | | Field Goals | | 3-Point | | F-Throws | | Rebounds | | | | Scoring | | | | | | |
|----------------|------|-------|-----------|-------------|------|----------|------|----------|------|----------|-----|-----|-----|---------|-----|-----|-----|-----|-----|------|
| SEASON | TEAM | GP-GS | MIN/AVG | FG-FGA | FG% | 3FG-3FGA | 3FG% | FT-FTA | FT% | OFF | DEF | TOT | AVG | PF-FO | A | TO | BLK | STL | PTS | AVG |
| 2023-24 | WIU | 33-7 | 873/26.4 | 102-320 | .319 | 50-167 | .299 | 100-138 | .725 | 19 | 109 | 128 | 3.9 | 47-0 | 57 | 55 | 5 | 26 | 354 | 10.7 |
| 2024-25 | NIU | 31-31 | 1081/34.9 | 137-352 | .389 | 74-214 | .346 | 91-122 | .746 | 21 | 147 | 168 | 5.4 | 77-1 | 96 | 55 | 18 | 26 | 439 | 14.2 |
| 2025-26 | MTSU | 16-0 | 188/11.8 | 13-36 | .361 | 6-25 | .240 | 5-9 | .556 | 10 | 21 | 31 | 1.9 | 26-0 | 16 | 8 | 4 | 4 | 37 | 2.3 |
| TOTAL FOR MTSU | | 16-0 | 188/11.8 | 13-36 | .361 | 6-25 | .240 | 5-9 | .556 | 10 | 21 | 31 | 1.9 | 26-0 | 16 | 8 | 4 | 4 | 37 | 2.3 |
| TOTAL | | 80-38 | 2142/26.8 | 252-708 | .356 | 130-406 | .320 | 196-269 | .729 | 50 | 277 | 327 | 4.1 | 150-1 | 169 | 118 | 27 | 56 | 830 | 10.4 |

55

SEAN SMITH

G | 6-3 | 185 | Gr.
Louisville, Ky.

WIU / Alabama A&M / John A. Logan / San Diego Mesa



DID YOU KNOW

Major: Professional Studies

Hobbies: Video games and traveling

Favorite food: Seafood

Favorite TV shows: Boondocks, The Blacklist

Favorite athlete: Tom Brady

Favorite artist: Young Thug, Rio Da Yung OG

Fun fact: Was roommates with James Dent Jr at John A. Logan

SEASON SUPERLATIVES

Points: 19 vs. Liberty (1/29/2026)

Field Goals Made: 8 at Evansville (11/12/2025)

Field Goals Attempted: 15 vs. Belmont (12/7/2025)

3-Point Field Goals Made: 4 vs. Liberty (1/29/2026)

3-Point Field Goals Attempted: 7 vs. Liberty (1/29/2026)

Free Throws Made: 5 at UTEP (1/8/2026)

Free Throws Attempted: 5, 2x, last at UTEP (1/8/2026)

Rebounds: 6 at Michigan (11/19/2025)

Assists: 6 vs. LA Tech (1/2/2026)

Blocks: 2, 2x, last vs. Murray State (11/23/2025)

Steals: 4 vs. Kennesaw State (12/17/2025)

Minutes Played: 34 vs. McNeese (11/25/2025)

Double-Figure Games: 10

20-Point Games: None

10-Rebound Games: None

Double-Doubles: None

CAREER SUPERLATIVES

Points: 26 at Southern Indiana (1/18/25)

Field Goals Made: 10, two times

Field Goals Attempted: 20 at Southern Indiana (1/18/25)

3-Point Field Goals Made: 5 at Southern Indiana (1/18/25)

3-Point Field Goals Attempted: 8 at Southern Indiana (1/18/25)

Free Throws Made: 5, 2x, last at UTEP (1/8/2026)

Free Throws Attempted: 6, two times

Rebounds: 16 vs. East-West U (12/6/24)

Assists: 13 at South Alabama (11/26/24)

Blocks: 2, 2x, last vs. Murray State (11/23/2025)

Steals: 5 vs. Central Arkansas (11/16/24)

Minutes Played: 43 vs. Lindenwood

Double-Figure Games: 33

20-Point Games: 4

Double-Doubles: 2

2025-26 GAME-BY-GAME

| Opponent | Date | GS | MIN | Total | | 3-Pointers | | Free throws | | Rebounds | | | | PF | A | TO | BLK | STL | PTS | AVG | |
|----------------------|------------|----|-------|--------|--------|------------|-------|-------------|-------|----------|-----|-----|-----|-----|----|----|-----|-----|------|------|-----|
| | | | | FG-FA | PCT | 3FG-3FGA | PCT | FT-FTA | PCT | OFF | DEF | TOT | AVG | | | | | | | | |
| Milligan | 11/05/2025 | * | 19:26 | 2-4 | .500 | 1-2 | .500 | 1-2 | .500 | 0 | 2 | 2 | 2.0 | 1 | 3 | 0 | 0 | 0 | 6 | 6.0 | |
| Webster | 11/08/2025 | * | 21:32 | 4-7 | .571 | 2-3 | .667 | 3-4 | .750 | 1 | 3 | 4 | 3.0 | 0 | 5 | 1 | 2 | 13 | 9.5 | | |
| at Evansville | 11/12/2025 | * | 23:36 | 8-13 | .615 | 1-3 | .333 | 0-1 | .000 | 2 | 0 | 2 | 2.7 | 2 | 0 | 0 | 2 | 17 | 12.0 | | |
| at Michigan | 11/19/2025 | * | 20:51 | 3-8 | .375 | 1-1 | 1.000 | 1-2 | .500 | 4 | 2 | 6 | 3.5 | 3 | 2 | 2 | 0 | 2 | 8 | 11.0 | |
| vs Murray St. | 11/23/2025 | * | 27:47 | 4-11 | .364 | 0-1 | .000 | 2-4 | .500 | 1 | 1 | 2 | 3.2 | 3 | 1 | 1 | 1 | 10 | 10.0 | | |
| vs George Washington | 11/24/2025 | * | 17:50 | 4-7 | .571 | 0-0 | .000 | 0-0 | .000 | 2 | 3 | 5 | 3.5 | 3 | 1 | 2 | 0 | 8 | 10.0 | | |
| vs McNeese | 11/25/2025 | * | 34:08 | 4-10 | .400 | 0-2 | .000 | 3-4 | .750 | 1 | 2 | 3 | 3.4 | 4 | 4 | 2 | 1 | 2 | 11 | 11.0 | |
| UAB | 12/01/2025 | | 26:44 | 5-10 | .500 | 3-6 | .500 | 3-5 | .600 | 1 | 0 | 1 | 3.1 | 0 | 4 | 0 | 1 | 1 | 16 | 11.1 | |
| Belmont | 12/07/2025 | | 23:37 | 5-15 | .333 | 0-4 | .000 | 0-0 | .000 | 1 | 2 | 3 | 3.1 | 3 | 5 | 2 | 0 | 2 | 10 | 11.0 | |
| Kennesaw St. | 12/17/2025 | | 24:52 | 2-8 | .250 | 0-1 | .000 | 2-2 | 1.000 | 0 | 1 | 1 | 2.9 | 4 | 4 | 2 | 0 | 4 | 6 | 10.5 | |
| Cumberland (TN) | 12/21/2025 | * | 29:50 | 3-8 | .375 | 1-6 | .167 | 4-4 | 1.000 | 0 | 4 | 4 | 3.0 | 1 | 4 | 2 | 1 | 2 | 11 | 10.5 | |
| at Houston | 12/29/2025 | * | 22:41 | 3-9 | .333 | 1-3 | .333 | 0-0 | .000 | 0 | 2 | 2 | 2.9 | 3 | 2 | 0 | 1 | 7 | 7 | 10.3 | |
| Louisiana Tech | 01/02/2026 | | 20:09 | 2-2 | 1.000 | 0-0 | .000 | 0-0 | .000 | 0 | 2 | 2 | 2.8 | 1 | 2 | 1 | 1 | 4 | 9 | 9.0 | |
| Sam Houston | 01/04/2026 | | 19:02 | 3-6 | .500 | 2-2 | 1.000 | 0-0 | .000 | 1 | 1 | 2 | 2.8 | 1 | 2 | 0 | 0 | 3 | 8 | 9.6 | |
| at UTEP | 01/08/2026 | | 30:07 | 5-7 | .714 | 1-2 | .500 | 5-5 | 1.000 | 1 | 0 | 1 | 2.7 | 3 | 4 | 1 | 0 | 2 | 16 | 10.1 | |
| at New Mexico St. | 01/10/2026 | | 14:58 | 1-5 | .200 | 1-3 | .333 | 0-0 | .000 | 0 | 1 | 1 | 2.6 | 2 | 2 | 1 | 0 | 0 | 3 | 9.6 | |
| at Louisiana Tech | 01/14/2026 | | 16:16 | 0-4 | .000 | 0-1 | .000 | 0-0 | .000 | 2 | 1 | 3 | 2.6 | 1 | 5 | 0 | 0 | 1 | 0 | 9.1 | |
| Missouri St. | 01/17/2026 | | 27:32 | 5-5 | 1.000 | 1-1 | 1.000 | 0-0 | .000 | 1 | 1 | 2 | 2.6 | 0 | 4 | 4 | 1 | 1 | 11 | 9.2 | |
| at Jacksonville St. | 01/23/2026 | | 12:10 | 1-3 | .333 | 0-0 | .000 | 0-0 | .000 | 0 | 0 | 2 | 2.4 | 1 | 1 | 1 | 0 | 1 | 2 | 8.8 | |
| Liberty | 01/29/2026 | | 31:00 | 6-11 | .545 | 4-7 | .571 | 3-4 | .750 | 1 | 2 | 3 | 2.5 | 2 | 1 | 1 | 1 | 11 | 9 | 9.9 | |
| Western Ky. | 01/31/2026 | | 09:17 | 0-3 | .000 | 0-1 | .000 | 0-0 | .000 | 0 | 1 | 1 | 2.4 | 1 | 1 | 1 | 0 | 0 | 0 | 8.9 | |
| FIU | 02/04/2026 | | 23:19 | 1-4 | .250 | 0-3 | .000 | 0-0 | .000 | 0 | 0 | 0 | 2.3 | 3 | 4 | 0 | 0 | 2 | 2 | 8.5 | |
| Totals | | | 9 | 496:44 | 71-160 | .444 | 19-52 | .365 | 27-37 | .730 | 19 | 31 | 50 | 2.3 | 42 | 74 | 31 | 10 | 31 | 188 | 8.5 |

Player Averages

| Games Played | Minutes/game | Points/game | FG Pct | 3FG Pct | FT Pct | Rebounds/game | Assists/game | Turnovers/game | Assist/Turnover ratio | Steals/game | Blocks/game |
|--------------|--------------|-------------|--------|---------|--------|---------------|--------------|----------------|-----------------------|-------------|-------------|
| 22 | 22.6 | 8.5 | 44.4 | 36.5 | 73.0 | 2.3 | 3.4 | 1.4 | 2.4 | 1.4 | 0.5 |

CAREER STATISTICS

| SEASON | TEAM | GP-GS | MIN/AVG | Field Goals | 3-Point | F-Throws | Rebounds | PF-FO | A | TO | BLK | STL | PTS | AVG |
|-----------------------|------|--------------|------------------|----------------|-------------|---------------|-------------|---------------|-------------|-----------|------------|------------|------------|--------------|
| | | | | FG-FGA | FG% | 3FG-3FGA | 3FG% | FT-FTA | FT% | OFF | DEF | TOT | AVG | |
| 2023-24 | ALST | 32-0 | 513/16.0 | 68-189 | .360 | 9-32 | .281 | 23-33 | .697 | 17 | 53 | 70 | 2.2 | 38-0 |
| 2024-25 | WIU | 31-30 | 1086/35.0 | 134-307 | .436 | 30-89 | .337 | 26-33 | .788 | 20 | 128 | 148 | 4.8 | 59-1 |
| 2025-26 | MTSU | 22-9 | 497/22.6 | 71-160 | .444 | 19-52 | .365 | 27-37 | .730 | 19 | 31 | 50 | 2.3 | 42-0 |
| TOTAL FOR MTSU | | 22-9 | 497/22.6 | 71-160 | .444 | 19-52 | .365 | 27-37 | .730 | 19 | 31 | 50 | 2.3 | 42-0 |
| TOTAL | | 85-39 | 2095/24.7 | 273-656 | .416 | 58-173 | .335 | 76-103 | .738 | 56 | 212 | 268 | 3.2 | 139-1 |

2025-26 RADIO/TV ROSTER



ALEC OGLESBY
Gr. | G | 6-5 | 210
Lawrenceville, Ga.



MARCUS WHITLOCK JR
R-So. | G | 6-3 | 185
Monticello, Ga.



JAHVIN CARTER
So. | G | 6-3 | 195
Alcoa, Tenn.



LUKA JOVANOVIC
Fr. | C | 6-11 | 235
Belgrade, Serbia



JARRED HALL
Jr. | F | 6-9 | 230
Lebanon, Tenn.



CHARVEZ AMBROSE
Jr. | G | 6-5 | 180
Memphis, Tenn.



JAX HOWARD
Fr. | G | 6-0 | 170
Shelbyville, Tenn.



TOREY ALSTON
R-So. | F | 6-9 | 220
Durham, N.C.



TRE GREEN
Sr. | G | 6-3 | 195
Baltimore, Md.



BRANDON OLOUMOU
Jr. | C | 6-9 | 215
Nassau, Bahamas



CHRIS LOOFT
Jr. | F | 6-11 | 240
Leander, Texas



SAVON WYKLE
Gr. | G | 6-5 | 200
Smyrna, Tenn.



KAMARI LANDS
Sr. | G | 6-8 | 230
Indianapolis, Ind.



JAMES DENT JR
Gr. | G | 6-5 | 170
Springfield, Ill.



SEAN SMITH
Gr. | G | 6-3 | 185
Louisville, Ky.



NICK MCDEVITT
Head Coach
Eighth Season



WES LONG
Associate Head Coach
Eighth Season



LOGAN JOHNSON
Assistant Coach
Fourth Season



ERIC WILSON
Assistant Coach
Fourth Season



ADELL HARRIS
Assistant Coach-NIL/Ops
First Season



JOSHUA BONE
Assistant Coach-Player Dev
First Season