



TABLE OF CONTENTS

2023 Review

Notes4
 Results4
 Conference USA Standings.....4
 2024 Players...5
 2024 Coaches.....27

History & Records

Program timeline30
 Year-by-Year34
 Series Results43
 Conference Tournament Results & Records...56
 NCAA Tournament Results & Records.....58
 NISC Tournament Results & Records.....59
 Individual Career Records.....60
 Individual Season Records63
 Team Season Records66
 Yearly Team Leaders68
 Yearly Team Stats73
 Individual Single Game Records78
 Team Single Game Records80
 Awards & Honors83
 Letterwinners.....88
 Jersey Numbers90
 Blue Raider Sports Hall of Famers.....92
 Blue Raider Softball Field.....94

CREDITS

The 2023-24 Middle Tennessee Softball Record Book is a product of the Athletic Communications Office and was edited and designed by Bradley Hartman and previous Sports Information Directors. Photography by Matt Brown, Stephanie Van Horn, Nathan Wallach, Brady McBride, and Vasha Hunt.

Mission Statement: *The Department of Intercollegiate Athletics serves and represents Middle Tennessee State University and its community, while being committed to providing a first class collegiate experience and competing at the highest level. By promoting institutional pride, generating visibility, enhancing campus life, and serving as a connection with alumni and community. It is devoted to serving the best interests of its student-athletes and employs people and administrative staff who embody the highest standards of professionalism, integrity, ethical behavior, and sportsmanship.*

Middle Tennessee State University does not discriminate on the basis of race, color, national origin, sex, or disability. See our full policy at www.mtsu.edu/iec.

GENERAL INFORMATION

Location Murfreesboro, TN 37132
 Enrollment21,720
 Founded1911
 NCAA Division..... FBS (17 sports: 8M/9F)
 Conference Conference USA
 Nickname Blue Raiders
 Colors Royal Blue and White
 President Dr. Sidney A. McPhee
 Athletic Director Chris Massaro
 Deputy AD/SWA..... Diane Turnham

HOME FIELD INFORMATION

Name Blue Raider Softball Field
 Capacity 563
 Opened1994
 Dimensions L: 200 | C: 220 | R: 200

TEAM HISTORY

First Year1993 (32nd season)
 All-Time Record 772-889-1
 NCAA Tournament Record/Appearances.....3-9/3
2000, 2018,2023

TEAM INFORMATION

2024 Overall Record21-31
 2024 Conference USA Record..... 7-17
 Letterwinners Returning/Lost 16/8
 Starters Returning/Lost 3/6
 Pitchers Returning/Lost..... 5/1
 Newcomers.....7

ATHLETIC COMMUNICATIONS

Softball ContactBradley Hartman
 Email Bradley.Hartman@mtsu.edu
 Cell Phone.....812-340-7133

MEDIA CREDENTIALS

Media members looking to cover a Middle Tennessee softball game must be issued a credential from the Middle Tennessee Athletic Communications office. All requests should be directed to Bradley Hartman at least **48 hours in advance**.

POSTGAME INTERVIEWS

Middle Tennessee student-athletes and Head Coach Jeff Breeden will be available to the media following a cooling off period. The Blue Raiders' locker room will remain closed. All requests should be directed to Bradley Hartman at least **48 hours in advance**.





2023 REVIEW



2024 CUSA STANDINGS

WEST	C-USA	Overall
Liberty	16-7	32-19
WKU	16-8	29-23
NM State	16-8	32-21
LA Tech	15-9	33-18
Jax State	14-9	29-22
UTEP		
Sam Houston		
FIU		
MTSU		

2023 CUSA PLAYER OF THE WEEK

F13: Kassidy Krupit, Charlotte
 F20: Taylor Sanders, WKU
 F27: Bailey Vannoy, Charlotte
 M6: Laura Mealer, MTSU
 M13: Shelby Echols, MTSU
 M20: Kalei Christensen, North Texas
 M27: Taylor Sanders, WKU
 A3: Zoey Jones, FAU
 A10: Sierra Frazier, UAB
 A17: Mikayla Smith, North Texas
 A24: Kylie Neel, LA Tech
 M 1: Kassidy Krupit, Charlotte
 M 8: Lexi, Wagner, Charlotte

2023 CUSA PITCHER OF THE WEEK

F13: Ashley Peters, North Texas
 F20: Lena Elkins, Charlotte
 F27: Olivia Valbak, UAB
 M6: Gabby Sacco, FAU
 M13: McKenzie Wagoner, North Texas
 M20: Kamryn Carcich, MTSU
 M27: Sam Gress, Charlotte
 A3: Mary Martinez, LA Tech
 A10: Gabby Sacco, FAU
 A17: Gabby Sacco, FAU
 A24: Kamryn Carcich, MTSU
 M 1: Ashley Peters, North Texas
 M 8: Sam Gress, Charlotte

2023 CUSA CHAMPIONSHIP RESULTS

G1: vs. LA Tech W, 5-4
 G2: vs. North Texas L, 1-2
 G3: vs. WKU W, 7-1
 G4: vs FAU W, 2-1
 G5: vs. Charlotte W, 6-5
 G6: vs. North Texas W, 3-2 (12 inn.)

2024 CUSA SUPERLATIVE AWARDS

Player of The Year:
 Desirae Spearman, NM State
Pitcher of The Year:
 Katie Gardner, WKU
Freshman of the Year:
 Desirae Spearman, NM State
Newcomer of the Year:
 Dezianna Patmon, NM State
Coach of the Year:
 Josh Taylor, LA Tech

2024 ALL-CUSA FIRST TEAM

C - Brooke Diaz, LA Tech
 C - **Ansley Blevins, MTSU**
 INF - Emma Jones, Jax State
 INF - Shelby Echols, MTSU
 INF - Ajia Richard, UTEP
 INF - Taylor Sanders, WKU
 INF - TJ Webster WKU
 OF - Rachel Roupe, Liberty
 OF - Alexis Gillio, LA Tech
 OF - Devin Elam, NM State
 OF- Desirae Spearman, NM State
 DP - Dezianna Patmon, NM State
 P - Kaylan Yoder, Liberty
 P - GDesirae Spearman, NM State
 P - Katie Gardner, WKU

2024 ALL-CUSA SECOND TEAM

C - Sierra Kersten, Liberty
 C - Randi Drinnon, WKU
 INF - Raigan Barrett, Liberty
 INF - Megan Fortner, Liberty
 INF - Claire Raley, LA Tech
 INF - Elia Hebel, Sam Houston
 INF - Morgan Sharpe, WKU
 OF - Bailey Grossenbacher, FIU
 OF - Kally Meredith, FIU
 OF - Jillian Taylor, NM State
 OF - Ellie Grill, Sam Houston
 DP -Kylie Neel, LA Tech
 P - Kat Carter, Jax State
 P - Elena Escobar, Liberty
 P - Allie Floyd, LA Tech

2024 ALL-CUSA FRESHMAN TEAM

Kally Meredith, FIU
 Megan Rasmussen, Jax State
 Katie Love, Liberty
 Kaylan Yoder, Liberty
 Madison Buster, LA Tech
 Desirae Spearman, NM State
 Amy Abke, Sam Houston
 Faith Aragon, UTEP
 Madi Mendoza, UTEP
 Morgan Sharpe, WKU
 Rylan Smith, WKU
 Annie White, WKU

2024 CUSA PRESEASON POLL

- Liberty (6)
- WKU (1)
- MTSU (2)
- LA Tech
- FIU
- Jax State
- NM State
- Sam Houston
- UTEP

(First-Place Votes)

2024 CUSA PRESEASON PLAYER OF THE YEAR

Rachel Roupe, Liberty

2024 CUSA PRESEASON PITCHER OF THE YEAR

Paige Bachman, Liberty

2024 CUSA PRESEASON ALL-CONFERENCE TEAM

P: Jaliyah Holmes, Jax State
 P: Allie Floyd, LA Tech
 P: Paige Bachman, Liberty
 P: Elena Escobar, Liberty
 P: Katie Gardner, WKU
 INF: Ella Whitney, FIU
 INF: Lindsey Richardson, Jax State
 INF: Claire Raley, LA Tech
 INF: Rachel Crane, Liberty
 INF: Shelby Echols, MTSU
 INF: Taylor Sanders, WKU
 INF: TJ Webster, WKU
 OF: Kylie Neel, LA Tech
 OF: Rachel Roupe, Liberty
 OF: Shelby Sargent, MTSU
 OF: Riley Carley, NM State
 C: Isabella Perez, FIU
 C: Kendal Lunar, NM State
 C: Hannah Scheaffer, Sam Houston
 DP: Casey Goguts, FIU
 DP: **Anyce Harvey, MTSU**





2024 PLAYERS



1

Claire Czajkowski

JUNIOR | INFIELD | 5-7 | B/T: R/R

Murfreesboro, Tenn. | Siegel HS

2023 (Sophomore)

Played in 26 games, started 16...Finished the year batting .241, including seven RBIs....Posted three-hits and two RBIs for a season high against North Carolina A&T (2/25/2023)...Went 1-for-3, while recording a season high three RBIs against Florida Gulf Coast University (2/17/2023)... Batted 1-for-3 and recorded a season high three runs scored against Yale (3/3/2023)

2022 (Freshman)

Played in 39 games, starting 30...Finished the year batting .242, with 25 hits, including three doubles, and knocking in nine RBIs... Ranked sixth on the team in batting average (.242)...Ranked seventh on the team in hits (24), RBI (9), slugging percentage (.273)...Posted five multi-hit performances...Batted a career-best 3-for-5, posting a career-high four runs scored and knocking in one RBI against Mississippi State (March 30)...Went 2-for-4, knocking a double and scoring a run in the series finale against Southern Miss (March 20)...Batted 1-for-3, while recording a career-best two RBIs and scored a run in the series opener at FIU (April 8)

High School

Played softball for four years and basketball for two years at Murfreesboro’s Siegel High School...Ranked No. 169 in the Extra Inning Softball top 200 and listed as the No. 71 catcher in the nation according to the Extra Elite Player Rankings, coming in fourth-best among C-USA signees and second-best in Tennessee...Led her team to the Class-AAA State Quarterfinals and a No. 5 ranking in The Tennessean’s list of best Nashville-area high school softball teams in the 2021 season...Named to the All-District Team as a freshman and sophomore and listed as the Daily News Journal’s “Player to Watch” before COVID-19 abruptly cut the season short...Led her team to a runner-up finish in the 2019 state tournament and district titles in 2018, 2019 and 2021... Played her travel softball for Tennessee Mojo, posting a summer 2020 batting average of .347 with nine doubles, four home runs and 30 RBIs...13 of her travel teammates were ranked in the Extra Inning Softball top 100, and she’s been on numerous national top 10 travel teams, including a Junior Olympic Championship in 2019

Personal

Born January 23, 2003...Daughter of Christer and Shelley Czajkowski...Has two older siblings, Hannah and Noah; is a triplet with siblings Whitman and Carleigh; and has two younger siblings, Ellie and Nils.. Majoring in Political Science





2 Shelby Sargent

SENIOR | OUTFIELD/UTILITY | 5-3 | B/T: L/L

Murfreesboro, Tenn. | Oakland HS

Awards:

2023 C-USA Championship Most Valuable Player

2023 (Junior)

Started in all 62 games...Batted .266 with 47 hits and 21 RBIs and 10 doubles...Led C-USA with five triples...Set a new C-USA Championship record with six doubles in the tournament

...Eight multi-hit games including a 3-5 game in the C-USA Championship against North Texas (May 13)...Third on the team for the longest hitting streak this season at eight...Six multi-RBI games including a three-RBI game against FAU (March 31)...Ten doubles tied for the third most on the team...Third most putouts on the team with 138

2022 (Sophomore)

Played in all 53 games and started all but one contest Finished the season batting .212 with 28 hits, including five doubles and a triple, in addition to scoring 16 runs and batting in eight RBIs...Tied for second on the team in triples (1) and sacrifice hits (6)...Tied for fourth on the team with five stolen bases (5-5)... Ranked seventh on the team in batting average (.212)...Posted six multi-hit performances

Batted a career-best 3-for-4 in the series opener at FIU (April 8)... Hit her first career double against Murray State (Feb. 25) Connected on her first career triple at Mercer (Feb. 25) Went 1-for-3 and tied her career-high of two RBIs vs. FAU (April 1)

2021 (Freshman)

Mainly impacted games as a pinch runner or defensive substitute in her first season as a Blue Raider...Made her debut in a MT uniform as a pinch runner in the season-opener vs. New Mexico State on February 12...Started in the outfield against South Alabama (February 27), Missouri (February 28), and Western Kentucky (April 16) and played in a total of 23 games in 2021... Stole her first career base against Florida Gulf Coast on March 6 and later recorded steals against Jacksonville State (March 24 and April 6) to finish her first season 3-for-4 on the basepaths... Collected her first career hit against Jacksonville State on March 24 and was 1-for-7 at the dish in her rookie campaign...Named to the C-USA Commissioner's Honor Roll

High School

Named a team captain of the Oakland High School softball team... Was an All-District performer in 2016 and 2018 and...was listed on the All-Tournament Team in 2018...Her travel team, Fury '02 - Sargent, won the 2015 ASA National Championship...Helped lead Fury '02 to multiple other top 10 finishes in major tournaments across the country

Personal

Born Jan. 22, 2002...Daughter of Roger and Lisa Sargent...Has two older siblings, Matt and Abby...Majoring in Exercise Science





3 Lexi Medlock

SOPHOMORE | OUTFIELD/UTILITY | 5-7 | B/T: L/L

Murfreesboro, Tenn. | Siegel HS

2023 (Freshman)

Played in 47 games and started nine...Primary pinch-runner, scored 10 runs...Batted .200 with four hits...First hit and RBI of her career came against Yale (March 3)...Season-high two sacrifice hits against UAB (March 19)

High School

Four-year letterwinner at Siegel High School. Helped lead the Stars to a pair of Tennessee state tournament appearances.. 2021 All-Tournament Team..Named All-Area District Second Team

Posted an impressive .371 batting average, a .406 on-base percentage, while recording 45 hits, 25 RBIs, and scoring 41 runs at Siegel. Competed at the club level with Mojo Henson.. Helped lead Mojo Henson to a third-place finish in the Jo Cup.

Batted a .405 with 30 hits and produced a .430 on-base percentage with Mojo Henson

Ranked as the No. 172 player and the No. 91 outfielder nationally with Extra Innings

Personal

Born August 25, 2004.. Daughter of Woody and Kate Medlock.. Has one brother, Ryan, and one sister-in-law, Miranda Medlock.. Plans to major in education





4 Ava Brooks

JUNIOR | INFIELD | 5-7 | B/T: R/R

knoxville, Tenn. | Carter HS

2023 (Sophomore) (Walters State)

Played in all 59 games ...Batted .393 with 66 hits, 11 doubles and 12 home runs...Recorded 21 multi-hit games...Was 2-3 at the plate against Northwest Florida State College in the 2023 NJCAA D1 Softball World Series (5/24)...Walters State finished 55-4 and TCCAA and Region 7 Champions

2022 (Freshman) (Walters State)

Played in 50 games
Batted .429 with 67 hits, 15 doubles and eight home runs
Recorded 18 multi-hit games
Was 5-5 at the plate against Spartanburg Methodist (3/8)

Personal:

Daughter of Joe and Heidi Brooks
Born August 14, 2003
Majoring in Nutrition





5 Mary Owens

FRESHMAN | INFIELD | 5-5 | B/T: R/R

Niceville, Fla. | Niceville HS

High School:

Four-year letterwinner at Niceville High School...Four-year varsity starter ...Sophomore rookie of the year ...Junior year earned offensive MVP...Senior year was named team MVP...Batted .411 with .522 OBP and 86 hits, 76 RBIs and 62 runs for Niceville High School ...Led the area for most single season RBIs junior year...Anne T. Mitchell Academic Award recipient 4x... Played travel ball for Mojo Hunter

Personal:

Born September 6, 2004...Daughter of Russ Owens and Elena Duarard ...Has one brother Alex, and two sisters April and Sara ...Plans to major in Biology





6

Bryanna Coffman

SOPHOMORE | OUTFIELD | 5-7 | B/T: R/R

Mount Juliet, Tenn. | Green Hill HS

2023 (Freshman)

Impacted games as a pinch runner...Appeared in 17 games...Made her debut and scored a run against Montana in the UC Riverside Tournament (January 12)...Scored nine runs...First career stolen base against Green Bay (March 10)

High School

Mount Juliet HS

Personal

From Mount Juliet, Tenn.





7 Ashlee Jacoway

SENIOR | UTILITY | 5-9 | B/T: R/R

Murfreesboro, Tenn. | Oakland HS

2023 (Junior)

Played in 18 games while starting in 11... Two hits and three runs scored against Montana in the season opener (Career-high) (January 12)... Three RBI game against North Carolina A&T (Career-high)

2022 (Sophomore)

Played in six contests and started three.. Finished the season with a .518 on-base plus slugging percentage and a .364 slugging percentage, while also recording a home run and two runs scored.. Recorded her first career hit and home run, which proved to be the game-winner, and recorded career-highs with three RBI, two runs scored, and five putouts during game two at UTEP (April 23)

High School

In 2018, she was named to the Murfreesboro Post All-County Team, All-District Honorable Mention, TSCA All-State, and Oakland High School Defensive Player of the Year.. In 2019, she was named to the Murfreesboro Post All-County Team, the Daily News Journal All-Area Team, was DNJ Player of the Week twice, and earned All-District honors.. Her travel team, Fury '02 - Sargent, won the 2015 ASA National Championship.. Played in the 2017 All-Star Game in the Colorado Sparkler.

Personal

Born April 26, 2002.. Daughter of Butch and Jennifer Jacoway.. Has one younger sister, Emilee.. Majoring in Accounting.





10 Mary Martinez

SOPHOMORE | RHP | 5-3 | B/T: R/R

Kingwood, Texas | Kingwood HS

2023 (Freshman) (LA Tech)

Named Conference USA Pitcher of the Week (4/4)...Conference USA All-Freshman Team...Recorded 10 starts with 27 appearances, posting a 10-3 record, three saves and 2.12 ERA and a 1.18 WHIP in 69.1 innings pitched...Seventh most wins (10) among all Conference USA pitchers...Picked up her first collegiate save in her first appearance (2/12)...Earned her first collegiate victory with three shutout innings of relief during a 4-2 win over Toledo at the Mardi Gras Mambo (2/17) ...She allowed the fewest walks (12) and runs (22) of any C-USA pitcher over the course of the season ...Threw a complete-game shutout in the 2-0 win over NC State (3/31), setting a career-high six strikeouts while allowing just four hits on her way to the first seven-inning complete-game shutout by a LA Tech pitcher on the season

High School:

4-time all-district selection ...4-time academic all-district ...Lettered four years for Kingwood High School and coach Lauren Hendrix Helped lead the program to the 2022 Texas District 21-6A title Pitched 110.2 innings while striking out 184 and posting a 2.30 ERA as a senior ...Had a 16-5 records with 2 saves, 2 combined no hitters and a no-hitter ...Batted .470 with 47 hits, including eight home runs and 49 RBINamed the District 21-6A Pitcher of the Year as a seniorNamed the District 22-6A Rookie of the Year as a freshmanNamed the Kingwood High School team MVP as a junior and seniorPlayed travel ball for Jeff Schroder and the Cy-Fair Intruders Gold

Personal:

Daughter of John and Stephanie MartinezHas two sisters, Emily and SydneyBorn March 1, 2004 in Humble, Texas.





11 Ava Tepe

JUNIOR | CATCHER | 5-6 | B/T: R/R

Cincinnati, Ohio | Mount Notre Dame HS

2023 (Sophomore)

Played in 52 games and started 51 behind the plate.... Batted .229 with 29 hits and 18 RBIs...Recorded 13 hit-by-pitches for the second most in a single season in program history...Caught 11 baserunners stealing (Career-best)...Posted a 2-3 game with one RBI against North Texas in the C-USA Championship title game (May12)

2022 (Freshman)

Played in 33 games and made 29 starts.. Finished the season batting .206, with 14 hits, including a double, as well as 10 runs scored and seven RBI.. Ranked fifth on the team in on-base percentage (.313).. Ranked seventh on the team in runs scored () and on-base plus slugging ().. Perfect on the base paths, going 3-for-3 in stolen bases.. Posted a career-best 2-for-3 performance and scored a run against Georgia Southern (March 6).. Scored a career-best two runs and went 1-for-2 against Mississippi State (March 30)

High School

Four-year softball letter-winner and also played basketball for three years at Mount Notre Dame High School Named a GGCL All-Star and First Team, voted as her team's MVP and awarded the Mount Notre Dame All-Around Athlete Award in 2021.. Also a First Teamer in the GGCL in 2019 and was on the Second Team as a freshman in 2018 Batted .413 with 14 runs and 14 RBIs as a senior Earned an Honorable Mention spot on the Greater Cincinnati Division I All-Star list and won her team's Pete Rose Hustle Award in 2019.. Part of the 2019 Ohio HS Division I State Championship team in basketball and earned the MND Coaches Award.. Played travel ball with OFC Heat, batting .344 and leading her team to a title in the 16U USFA "A" World Series Championship

Personal

Born June 10, 2003.. Daughter of Tim and Karen Tepe Has an older sister, Alexandra, and an older brother, Jared Jared plays football as a linebacker for Ohio Northern University.. Majoring in Music Business





12 Julia Garcia

JUNIOR | CATCHER/3B | 5-7 | B/T: R/R

Cornwall, NY | Maryland-Eastern Shore

2023 (Junior)

All-Conference USA Second Team...Played in 56 games making 53 starts...Second on the team in doubles with 14...Batted .276 (fourth best on the team) with 47 hits and 18 RBIs

13 multi-hit games...Four-hit game with two doubles against FIU (April 22) with two runs scored and a RBI...Went 3-4 with three RBIs (season-high) against Boston College (February 17)...Recorded five hits in the Tuscaloosa Regional

2022 (Maryland-Eastern Shore)

Started all 51 games for the Hawks..First Team All-MEAC at catcher.. MEAC Commissioner All-Academic Team.. Batted .342/.398/.576 over 158 at-bats.. First on the team with seven home runs.. First on the team with 16 doubles.. Led the team with 40 RBIs.. Led the team with 91 total bases.. Led the team in slugging at .576.. Second in the MEAC with 16 doubles.. Fifth in the MEAC in slugging.. Had four three-hit games.. Had three two-double games.. Had two four-RBI games..

High School

Played softball, basketball, and competed in track & field at Cornwall Central High School.. National Honor Society from 2018-20.. Presidential Award recipient in 2020.. Two-time All-State and All-Section softball player.. All-American in track & Field.. Two-time state champion.. Has high school and section homerun record (25) and Track weight throw high school record (55.10 meters).. Played club softball with Empire State Huskies and won over 20 tournaments..

Personal

Born August 3, 2002 in Hackensack, New Jersey.. Daughter of Joan Garcia.. Nickname is J-Gar.. Has one sister (Ashley) Major is Exercise Science..





13 Ansley Blevins

SOPHOMORE | CATCHER | 6-0 | B/T: R/R

Jasper, Tenn. | Siegel HS

Awards:

All-Conference USA Freshman Team... C-USA All-Tournament Team... NCAA All-Regional Team (Tuscaloosa)

2023 (Freshman)

Started and played in 61 games...Batted .237 with six home runs (second most on the team), eight doubles and 26 RBIs (third most on the team)...3-3 game against UTSA (April 28) ... Three-RBI game against Fresno State (February 11) with a game-winning home run... Homered against Alabama (May 20) in the second inning to take a 2-0 lead... Led the team defensively with 288 putouts

High School

five-year letterwinner in softball, four-year letterwinner in volleyball, and one-year letterwinner in basketball at Girls Preparatory School.. Helped lead the Bruisers to three state runner-up finishes in 2018, 2019, and 2021.. Named All-Region in softball during her freshman and junior seasons Named to the Division II-AA All-State Softball Team.. Recognized as a Beautiful Beast of Softball.. Recognized All-Region in volleyball as a senior.. Volleyball captain team Finished her Bruisers career batting an impressive .419 with 97 hits, including 52 extra-base hits, and hitting 19 home runs, recording 96 RBIs and tallying 89 runs.. Recognized with the Mary Alice Chambers Award and the Laura Holt Outstanding Athlete Award..

Personal

Born March 21, 2004 in Chattanooga, Tenn... Daughter of Jamie and Angie Blevins.. Has one brother, Braden Mother Angie played volleyball from 1992-95.. Plans to major in sonography





16 Amaya Harris

SENIOR | INFIELD/OUTFIELD | 5-5 | B/T: R/R

McDonough, GA | Dutchtown HS

2023 (Junior)

NFCA All-Region Second Team... Conference USA Championship All-Tournament Team... All-Conference USA Second Team... Started in 61 games... Batted .380 (third best in C-USA) with 70 hits (fourth best in C-USA)... Ranked 17th in toughest to strikeout in Division 1, in 177 at-bats only seven strikeouts

...The second most multi-hit games on the team with 19...Recorded five RBIs against Yale with three hits (March 3)... Recorded four hits against North Texas (May 7)... Ranked second on the team in batting average and RBIs (35)... Recorded at least one hit in every game of the Tuscaloosa Regional

2022 (Sophomore)

One of two Blue Raiders to play in and start all 53 contests Tied for the team lead in stolen bases with nine and attempted a team-leading 13 and tied for first on the team with two sacrifice flies.. Ranked second on the team in runs scored (20), hits (50), on-base percentage (.390), sacrifice bunts (6).. Tied for second on the team with two home runs Ranked third in batting average (.314), at-bats (159), total bases (60), and slugging percentage (.377).. Produced 14 multi-hit games.. Went 2-for-4 and tied a career-best two RBIs and scored two runs against Radford (March 6) Scored a career-best three runs, going 2-for-3 at the plate against Tennessee State (March 23)

High School

Was Conference USA's top-ranked signee in the 2020 class according to the Extra Elite 100 player ratings (No. 74 overall, No. 51 infielder).. Was a team captain for three years at Dutchtown High School.. Honors received at Dutchtown High School include: DHS Athlete of the Year, First Team All-County and First Team All-Region, four-time Softball Team MVP, and three-time Miss Softball.. Travel team Mojo-Lewis finished 9th in PGF and was ranked No. 34 in the nation..

Personal

Born July 20, 2002.. Daughter of Ricky and Deidra Harris Has one younger brother, Ricky.. Majoring in Pre-Medical





17 Julia Sitterding

SOPHOMORE | SHORTSTOP | 5-4 | B/T: R/R

Columbus, Ind. | Columbus East HS

2023 (Freshman)

Played in 11 games making one start against Fresno State (February 11)... Recorded first career hit against Murray State (April 4)... Batted .333 with a fielding percentage of 1.000... Made her season debut against UC Riverside (February 10)

High School

Columbus East High School.

Personal

From Columbus, Ind. a freshman infielder who is majoring in exercise science.





18 Kamryn Carcich

SENIOR | RHP | 5-7 | B/T: R/R

Ocean Springs, Miss. | Murray State

2023 (Junior)

Conference USA Championship All-Tournament Team... 2x Conference USA Pitcher of the Week (March 20/April 24)... Finished with a 9-8 record making 33 appearances and 18 starts... Threw a no-hitter against Appalachian State (March 14) just the 13th no-hitter in program history... Ranked 11th in Division 1 saves with six, the second most in a career in program history and the most in a single season in program history... Sixth best ERA in Conference USA at 1.94... Second best opposing batting average in Conference USA at 1.99... Threw eight strikeouts against Montana (February 10)... Threw 11 complete games with four shutouts Pitched a complete game against WKU (April 15) and recorded three hits at the plate

2022 (Sophomore Murray State)

Played in 30 games and started 21, while appearing in 14 contests and starting seven in the circle for the Racers.. Posted a 1.98 ERA and a 3-2 record.. Recorded four combined shutouts and one save.. Pitched 35.1 innings with 29 strikeouts.. Batted .200 with nine hits, including two doubles and two triples, while also bringing in six RBIs and scoring three runs.. Batted a season-best 2-for-3 and scored a run vs. Seattle (Feb. 11).. Recorded a season-high three RBIs vs. Ball State (Feb. 12).. Recorded a season-high nine strikeouts vs. Loyola Chicago (March 10).. Threw a season-high five innings, allowing just one hit, and recording five strikeouts vs. St. Thomas (MN) (March 14).. Scored a season-best one run vs. Seattle (Feb. 11), and at UAB (Feb. 19 & Feb. 20)..

High School

Three-time Mississippi All-Star with the Yellow Jackets of St. Martin High School.. Batted .431 with 51 extra-base hits during her high school career.. Recorded 264 strikeouts and carried a 3.13 ERA in the circle in her time at St. Martin..

Also played three years of high school volleyball..

Personal

Born August 7, 2002 - daughter of Brian and Christy Carcich Has two sisters, Kyrstyn and Katelynn.. Sister Katelynn plays softball for Delta State University.. Her uncle Andrew Carcich played football at Belhaven University (2007-2008).. Majoring in Pre-Vet/Animal Tec..





19 Keri Munn

JUNIOR | RHP | 5-10 | B/T: R/R

Manchester, Tenn. | Coffee County Central HS

2023 (Sophomore)

Made 18 appearances, starting in 10 games... Finished with a 3.32 ERA and 6-3 record on 50.2 innings pitched... Pitched seven innings against LA Tech (March 25) allowing just one run and three hits... Pitched 6.1 innings in the Conference Semifinal game against Charlotte allowing just one run (May 12)... Recorded five strikeouts against North Carolina A&T (February 24)

2022 (Freshman)

Made 14 appearances, starting eight contests in the circle. Posted a team second-best 3.25 ERA.. Ranked third on the team with a 3-5 record and pitched three complete games over 51.2 innings of work.. Pitched a career-high seven innings against Stanford (Feb. 10), Evansville (Feb. 18), and LIU (March 5).. Threw 6.1 innings and struck out a career-best five against Boise State (Feb. 12)

High School..

Four-year softball and volleyball standout at Coffee County Central High School.. Named Class-AAA Middle Tennessee Miss Softball, listed on the Class-AAA Middle Tennessee All-State Team, and was a TNSCA Middle Tennessee All-Star in 2021; also named District 8-AAA Pitcher of the Year.. Led the Red Raiders to a runner-up finish in the Class-AAA state tournament and a No. 2 ranking in The Tennessean's list of best Nashville-area high school softball teams.. Finished her senior season with a record of 27-3 in the circle with an ERA of 0.80 in 174 innings pitched; struck out 268 batters, had three no-hitters and a perfect game.. Led Coffee County to district championships in 2018 and 2019 and also experienced a Regional championship as a freshman.. Also named the team's Defensive MVP and CCCHS's Female Athlete of the Year as a Red Raider.. Finished her volleyball career in the top program's all-time top three for kills and aces while setting a school record for blocks..

Personal

Born July 2, 2003.. Daughter of Scott and Kimberly Munn. Has two sisters, Kristen and Kelsey.. Majoring in Psychology





20 Savannah Behabetz

SENIOR | OUTFIELD | 5-8 | B/T: L/R

Littleton, Colo. | Incarnate Word

2023 (Junior)

Played in 54 games starting in all 54... Batted .237 with 33 hits and two doubles... Recorded 26 walks for the second most on the team... Eight multi-hit games...13 straight games reaching base the third highest on the team... Recorded 125 putouts and 1.000%... Had seven putouts against FAU (12 inn.) in 3-2 win (April 2)... Two hits against Alabama (May 21) in Regional Winner Take all game... Two RBIs against Central Arkansas (May 19) in the Tuscaloosa Regional... Reached base in 13 consecutive games

2022 (Junior Incarnate Word)

Played in 42 games, starting 36.. Finished the season hitting a team second-best .352, including a team second-best 38 hits with two doubles and a triple, as well as knocking in nine RBIs and tying for third on the team with 21 runs scored Recorded eight multi-hit games.. Scored a career-high three runs vs. Prairie View (Feb. 13).. Tied for a career-best 3-for-3, and tied for a season-best two RBIs and scored a pair of runs in the series opener vs. Nicholls (March 25)..

High School

Four-time All-Conference(2016-19).. Two-time All-State (2018-19).. CCGS All-State .. Member of the National Honor Society and the Valor Cum Laude Society..

Personal

Parents: John and Marina... Siblings: Sister, Ashley.... Major: Business...Favorite Team: Colorado Rockies.... Favorite Athletes: Charlie Blackmon and Christian Yelich... Hobbies: Eating and going to Target... Favorite Movies: Moneyball and The Proposal...Family in Sports: Sister, Ashley played softball at St. Mary's University in San Antonio, TX





22 Claire Woods

JUNIOR | RHP, THIRD BASE | 5-8 | B/T: R/R

Summertown, Tenn. | Summertown HS

2023 (Sophomore)

Made 9 appearances and one start...Pitched 21.1 innings with a 3.94 ERA...Posted a 2-1 record...Pitched 4.0 innings against FIU (April 22) allowing zero runs...Recorded three strikeouts against North Carolina A&T (February 25)

2022 (Freshman)

Made 20 appearances and tied for the team lead with 14 starts in the circle.. Ranked fourth on the team with a 4.22 ERA.. Finished the season with a 2-10 record, including three complete games, including a complete-game shutout, and a pair of saves.. Pitched a career-high 7.2 innings and struck out a career-best eight batters against Evansville (Feb. 19) Threw her first-career complete-game shutout, throwing 7.0 innings and allowing just four hits and three walks, while striking out three batters against Illinois State (March 11)..

High School

Was a student athlete at Summertown High School, playing four years of softball, three years of cross country, two years of basketball, and one year of swim team.. Listed at No. 117 overall in the Extra Inning Softball top 200 to be MT's top-ranked signee in the class of 2021.. Checked in as the No. 64 pitcher nationally, ranking sixth in C-USA and second in Tennessee.. Scout Softball named her the third-best uncommitted pitcher in the nation before she committed to the Blue Raiders.. Named Single-A Middle Tennessee Miss Softball, listed on the Single-A & Private School Middle Tennessee All-State Team, and made the TNSCA Middle Tennessee All-Star Team after a stellar senior season in 2021 Senior season stats included a 21-1 record in the circle with 16 shutouts, striking out 197 in 126 innings with an ERA of 0.67 along with a .410 batting average, seven home runs and 32 RBIs at the plate.. Led her team to a Class-A State Championship and a No. 4 ranking in The Tennessean's list of best Nashville-area high school softball teams.. Named All-District Pitcher of the Year as a freshman and District MVP as a sophomore, while also earning Columbia Daily Herald All-Star Prep Softball Award honors in 2019.. Has played with four travel teams through the years, most recently with So Cal Athletics, which had four players ranked in the Extra Inning Softball top 100.. Has been part of two national championship teams and was selected for the 2017 Colorado Sparkler All-Star Games, 2018 USA Softball JO Cup Exhibition Camp and 2018 Scout All-American Games..

Personal

Born November 22, 2002.. Daughter of Wes and Courtney Woods.. Older brother, Tucker, and a younger sister, Olivia Majoring in Political Science..





23 Jesyne Espinal

FRESHMAN | LHP | 5-3 | B/T: R/L

Coral Springs, Fla. | Marjory Stone Man Douglas HS

High School:

2021-22 Softball MVP ...2x State ChampionLed the team in home runs...Helped lead the team to first district championship In five years...Pitched 79 innings with 101 strikeoutsCompeted on the Georgia Impact Casstevens... Caymol 18u NationalCompeted the Dominican National Softball team

Personal:

Born December 30, 2004....Daughter of Roberto Espinal and Jessica OrtizHas one brother, Jayden....Plans to major in Sports Physical Therapy





26 Anyce Harvey

JUNIOR | OUTFIELDER | 5-11 | B/T: R/R

Trussville, Ala. | Hewitt-Trussville HS

2023 (Sophomore)

Conference USA Championships All-Tournament Team....Played in 42 games making 41 starts.... Batted .269 with 35 hits 130 at-bats....Recorded 31 RBIs for the third most on the team....11 multi-hit games....Seven multi-RBI games....Recorded four RBIs against FAU (April 1)....Stole three bases against UAB (March 19)

2022 (Freshman)

2022 C-USA All-Freshman Team.. Appeared in 42 contests and made 40 starts.. Finished the season batting .326, with 43 hits, including a team-leading 11 doubles, and tying for second on the team with two home runs, while also tying for the team lead with 28 RBIs and scoring 14 runs.. Ranked second on the team in batting average (.326), on-base plus slugging percentage (.820), total bases (62), and slugging percentage (.470).. Went 6-for-7 on the base paths to finish third on the team.. Posted 11 multi-hit contests Batted 2-for-4, knocking in a career-best four RBIs and tying a career-high two runs scored against Georgetown (March 4).. Connected on a career-high three hits in three contests against Central Michigan (March 5), Southern Miss (March 20), and at UTEP (April 24)..

High School

Played four years of high school softball and basketball at Hewitt-Trussville in Trussville, Alabama.. Checked in at No. 193 on the Extra Inning Softball top 200 list for the class of 2021.. Was the No. 81 outfielder nationally according to the Extra Elite Outfield Player Rankings, placing fourth among C-USA signees and fourth among all Tennessee school signees.. Led Hewitt-Trussville to Class 7A Area, Region and State championships in both 2019 and 2021.. Named First Team All-South Metro after her junior and senior seasons and was named the All-South Metro Hitter of the Year in 2021.. Also named to the ASWA Class 7A First Team and ASWA Super All-State Team.. Led off with a .566 batting average, 11 homers, 70 RBIs and 85 runs during her senior season for the Huskies, who finished the season as the No. 3 team in the country according to the June 3, 2021 USA Today Sports/NFCA High School Super 25 Poll.. As a freshman in 2018, Harvey was second in the state with 44 stolen bases Plays travel ball with the East Cobb Bullets, which placed 12 members of its team in the Extra Inning Softball top 100 The Bullets placed first in three major tournaments in 2019 as well as the 2020 TCS Nationals..

Personal

Born April 30, 2003.. Daughter of William and Rachel Harvey Has an older brother, Benjamin, and a younger brother, Daniel.. Majoring in Psychology..





28 Riley Gilmore

SOPHOMORE | FIRST BASE | 5-9 | B/T: R/R

Benton, Ark. | Benton HS

2023 (Freshman)

Played in 34 games and started 11....Batted .259 with 14 hits and 11 RBIs....Three multi-hit games....First career hit against Montana (February 12)....2-4 at the plate with 2 RBIs against WKU (April 14)....Recorded an RBI in the Tuscaloosa Regional against Alabama (May 20)

High School

Three-year letterwinner and played tennis at Benton High School.. Batted .456, and had a .573 on-base percentage, and .848 slugging percentage, as well as a perfect 1.00 fielding percentage, while hitting nine home runs and bringing home 31 RBIs as a senior.. All-State Tournament Team.. Arkansas Democrat Gazette All-Preps Softball Team selection.. All-Conference.. Benton Softball Offensive Player of the Year.. Honor Roll.. Helped lead the Panthers to a 2021 state championship with a perfect 31-0 record.. Played club with Athletics Mercado and Tennessee Mojo.. Played for Team Ireland in the Triple Crown International Challenge Tournament.. Ranked 51st infielder in class of 2022 by Extra Innings..

Personal

Born May 3, 2004.. Daughter of Nathan and Tammy Gilmore Has one sister, Reagan.. Father Nathan played college hockey at Bethel College from 1991-93.. Plans to major in history/education.





30 Shelby Echols

SENIOR | SECOND BASE | 5-6 | B/T: R/R

Pearland, Tex. | Houston Baptist

2023 (Junior)

NFCA All-Region Second Team... All-Conference USA Second Team... Conference USA Player of the week (March 13)... Played and started in all 62 games... Batted .340 with 69 hits, 51 runs scored and 22 RBIs... Led the team and C-USA with five triples 28 stolen bases, the second most in C-USA and the seventh most in a single season in program history... 51 runs scored, the second most in C-USA and second most in a single season in program history... Four hits against North Texas (May 7)... Four stolen bases against Georgetown (March 4) is the second most in a single game in program history... 18 multi-hit games... Reached base in 18 consecutive games

2022 (sophomore Houston Baptist)

Played in and started 45 games for the Huskies Batted a team and career-best .448, knocking a team-best 69 hits, including a team third-best nine doubles, a team-best three triples, and a home run, as well as bringing across 14 RBIs and scoring a team-leading 32 runs.. Posted 22 multi-hit games, including eight with 3+ hits.. Hit a career-best 4-for-5, knocking season-best two doubles a home run and scoring two runs vs. Lamar (Feb. 26).. Scored a season-best three runs and batted a perfect 3-for-3 at Lipscomb (March 11)..

High School

Attended St. Agnes Academy in Houston under Head Coach Jamie Wissinger.. Four-time First Team All-State.. Four-Time All-State Tournament Team.. Named District MVP her sophomore, junior, and senior year.. Led her team to a state title her senior year..

Personal

Full name is Shelby Catherine Echols.. Born November 8, 2000 in Pearland, Texas. Daughter of Kenneth and Karen Echols.. Had two siblings, one brother Connor (24) and one sister Haley (16).. Majoring in Kinesiology..





2024 COACHES



JEFF BREEDEN

CHAMPIONSHIPS AND POSTSEASONS

- 2018 CUSA Tournament Champions
- 2018 NCAA Tuscaloosa Regional
- 2019 NISC Nacogdoches Regional
- 2023 CUSA Tournament Champions

Jeff Breeden is entering his 12th season as Head Softball Coach at Middle Tennessee in 2023-2024 and has seen improvement in his team in each of the ten previous years. Breeden was named NFCA 2023 Midwest Regional Coach of the Year.

MTSU finished at 42-20 overall in 2023, including an 16-11 mark in Conference USA play, leading the Blue Raiders to their second C-USA title in program history where the Blue Raiders were picked eighth in the pre-season rankings. Breeden's 2023 team set a program record with 42 wins; including a win over No. 5 ranked Alabama in the NCAA Regional. The second NCAA Regional appearance and first three wins for Breeden.

The 2021 season kicked off with a ribbon cutting for the new upgrades to Blue Raider Softball Field, and the campaign featured the program's first scheduled three-game series vs. a Power 5 team at home, a 3-1 home series win over Western Kentucky, which entered that week receiving votes in national polls, and a 13-inning 1-0 victory over FIU that tied for the longest game in program history.

Breeden's Blue Raiders were 15-13 in the 2020 season, which was shortened by the COVID-19 pandemic. In the season prior, MT was invited to the National Invitational Softball Championship (NISC) for its second consecutive postseason appearance. The 2018-19 stretch was the first time in program history that the Blue Raiders participated in back-to-back postseason tournaments.

After being predicted to finish 11th in Conference USA in the 2018 pre-season, Middle Tennessee captured its first C-USA Tournament title as the six seed en route to MT's second NCAA regional appearance ever. The blue and white concluded the season with a 39-22 record, the second-most single-season wins in program history. Middle was the lowest seed to advance to a C-USA title game since 2009 and the lowest seed to ever claim a league championship.

The win was MT's second conference championship in program history, with the other coming in 2000 when the program competed in the Ohio Valley Conference.

The biggest jump in progress was the 2015 campaign, which saw several entries into the team record books for hitting categories. The 2015 squad ranked first in school history in on-base percentage (.372), second in batting average (.297), second in walks (143), third in RBIs (219), fourth in runs scored (235), fourth in slugging percentage (.401), fifth in triples (10), and sixth in stolen bases (70).

In his 10 seasons with the Blue Raiders to date, Breeden has also coached eight All-Conference USA

First Teamers, six Second Teamers and eight players on the Freshman Team.

Breeden's student-athletes have also excelled in the classroom at Middle Tennessee. He has coached 61 NFCA All-Academic Scholars, 127 C-USA Commissioner's Honor Roll (3.0-4.0 GPA), 43 C-USA Academic Medal (3.75-4.0 GPA), 7 Sun Belt Academic Honor Roll (3.0-3.5 GPA), and 7 Sun Belt Commissioner's List (3.5-4.0 GPA). Also, the Blue Raiders were an NFCA Academic Team in 2018 and 2019. In 2021, the list of 20 C-USA Commissioner's Honor Roll and 8 C-USA Academic Medalists were both program records.

Breeden was a proven leader and winner prior to Middle Tennessee, compiling a 764-188-3 record in 22 seasons as a head softball coach in the Tennessee high school ranks. He ranks 17th in all-time wins in the National Federation of High School Sports (NFHS) record books.

At Riverdale High School, Breeden amassed a 423-67-3 record from 2004-2012. His tenure with the Warriors also included the 2009 state championship season and a rise to as high as fourth in the national rankings during the 2011 season. Riverdale also won the District 7-3A title each of his seasons as head coach as well as 3 Region 4-3A titles, leading to four state tournament appearances.

The Daily News Journal selected Breeden as Coach of the Year all nine years (2004-12) he was at Riverdale and at least one of his players in each of his nine years has earned a Division I scholarship to continue her playing career. He supervised plans and construction of a new press box, concessions, field, dugouts and indoor facility at Riverdale with a total fundraising budget of approximately \$92,000 annually.

The Warriors also set a NFHS softball national record from Breeden's tenure for most team shutouts in a season (38 in 2007), topping the previous standard established by the school a year earlier by one.

One of Breeden's high school pitchers, Cathleen Hosfield, set the NFHS mark for single-season strikeouts with 659 in 2007. Hosfield also moved into third in single-season wins (44) and fourth in shutouts (31) the same year.

Breeden also ran annual softball camps at Riverdale that attracted 50-85 campers each year during his tenure.

In 2011-12, Breeden served as the Director of the Middle Tennessee Softball Coaches Association and was the organization's Assistant Director in 2009-10. He coached in the Tennessee/Kentucky All-Star Series

12th season (272-354)

ETSU (1989)

COACHING EXPERIENCE

Coffee County HS: 1990-2003

Riverdale HS (TN): 2004-12

Middle Tennessee: 2013-pres.

in 2007 and was a part of the coaching staff at the Middle Tennessee North/South All-Star Game in 2003.

Breeden has also coached the summer travel ball Murfreesboro Firebirds. He guided the team to the 2008 USFA 18 Gold World Series championship.

In addition to his softball duties, Breeden served as the school's defensive line coach on the football staff. He coached the 2008 Mr. Football winner, LaDarius Verge, and a 2006 Mr. Football finalist, Eugene Goree. The Warriors captured the 2004 5A state crown and were state runner-up in 2003 and 2005 with him as a member of the staff.

Breeden served in the classroom at Riverdale as well, teaching physical science, biology and driver education since arriving in 2003.

Prior to coming to Murfreesboro, he was the head softball and football coach at Coffee County Central High School in Manchester, Tennessee in addition to his teaching duties for biology and physical science classes.

As the Red Raiders softball coach, he guided the program to a 341-121 record from 1990-2003 with two state tournament appearances, one of which resulted in a third-place finish. The team won six District 8-3A titles and four Region 4-3A championships, while collecting two TSSAA Sectional crowns and sending 31 players from Coffee County collegiate softball scholarships.

He also supervised the construction of the field and stadium, organized the first softball booster organization and the first summer league fast pitch program in Coffee County. Additionally, Breeden became the first high school coach added to the Worth Advisory Committee for fast pitch softball and coached at all levels of summer leagues, from local to national, in ASA and NSA.

Breeden started at Coffee County as an assistant football coach from 1990-97, working with offensive and defensive lines, before taking over the head coach responsibilities in 1998. He also organized reinstatement of the freshman football program and increased participation from 26 to 81 players.

Breeden started his teaching and coaching career in 1989 at Morristown Hamblen High School East in Morristown, Tenn. There he was the freshman football coach and a physical science/biology teacher.

Breeden graduated from ETSU in 1989 with a bachelor's degree in education science. He is originally from Sweetwater, Tenn.



BRYCE BRENTZ

ASSISTANT COACH,
1ST Season
(MTSU, 2010)

Bryce Brentz enters his first season as Assistant Coach at Middle Tennessee. The MTSU Baseball all-time home run leader begins his coaching career after playing ten years in Major League Baseball where he was a first-round draft pick of the Boston Red Sox in 2010.

Brentz was inducted into the Blue Raider Hall of Fame in 2020, while his wife Anne Marie Brentz will be inducted later this year for her integral part in one of the greatest eras in Lady Raider basketball. He was named the 2009 Sun Belt Conference Player of the Year after leading NCAA Division 1 in home runs and helping lead the Blue Raiders to a school-record 44 wins. Brentz is the all-time home run leader and in the top three of seven career categories: home runs (1st), slugging percentage (1st), multi-home run games (1st), batting average (2nd), runs scored (2nd), total bases (2nd) and RBI (3rd).

The Knoxville, Tenn. native joins Head Coach Jeff Breeden's staff to lead the hitters and infielders going into the 2023-24 season. A Blue Raider team who led Conference USA in batting average a season ago at .293 will look to improve on that by adding Brentz's expertise.

"He brings an unmatched knowledge of hitting to our staff," said Breeden. "He has what it takes to get us to the next level."

Breeden looks to continue to build on the best season in program history in 2022-23 where the Blue Raiders set a new program record 44 wins to go along with a CUSA Championship and a national top-25 ranking.

"I'm just honored to be back," said Brentz. "This has been home since 2007 and always will be. I love this university. It's been so good to me and having the chance to give back daily and help the softball program is just a blessing I could not pass up. The incredible amount of knowledge I gained from instructors and experiences is what I want to pour into these girls so they can make faster adjustments and become more efficient to the ball. We're going to keep building off the championship culture Coach Breeden has created. I understand the expectations are high, and I love that."

Coach Breeden was sold on the fact that no one else has more passion and love for this university as he does.

"Bryce completely sold me in the interview process on the fact that no one else in America loves this university as much as him," said Breeden.



Gretchen Mead

ASSISTANT COACH,
1ST Season
(MTSU, 2023)

2023 C-USA Champions
2023 NCAA Tuscaloosa
Regional

Gretchen Mead enters her first season as a member of the Middle Tennessee Softball coaching staff.

Mead was part of the Blue Raider softball team through 2019-23 where she helped lead the team to the best season in program history, a Conference USA Championship, a national top 25 ranking, and a spot in the NCAA Tuscaloosa Regional finals. Mead was named NFCA All-Region second team and All-Conference USA Second Team a year ago.

In the 2023 season, Mead pitched 174 innings with 120 strikeouts, the fourth most in CUSA, and a 2.00 ERA to lead the team in each category in the circle. The Kingwood, Texas native finished with the 26th most wins in Division 1 at 20 and three of those over top-25 ranked opponents. Mead was also the recipient of the True Blue Presidents Award at the 2023 Raider's Choice Awards for outstanding academic and athletic accomplishments, university/community service and leadership.

Mead joins Breeden's staff to oversee the pitching staff that she was once a crucial piece of. The energy and passion she has for the game of softball and this university is what excites Breeden the most to have her.

"She will add a great work ethic and super amounts of energy to our program. Gretchen is a winner inside and out! She will be a star in the coaching world over the next few years! She loves this program and will do anything needed to make sure it continues to reach new heights!"





HISTORY & RECORDS

2023 CUSA CHAMPIONSHIP RECAP



MURFREESBORO, Tenn. — Just over 24 hours after a championship, things had, just maybe, started to sink in for Middle Tennessee softball.

The championship trophy they had raised on the turf of Dr. Billy Bundrick Field was given a prominent place on the ESPN live shot. The conference title hats dished out during the celebration had (mostly) lost the tags they came with. The recovery from the long bus ride back from Louisiana Tech has started after a morning sleeping in.

And when the Blue Raiders' name was revealed early on Sunday's selection show and MTSU found out their next opponent at the Tuscaloosa Regional, the NCAA Tournament became just the next game on their schedule.

"We're glad that we're Conference USA Champions, glad that we're going to represent the conference," head coach Jeff Breeden said. "We know the lay of the land already, we've played at Alabama several times. We're looking forward to getting there."

The emotion of the conference title, the program's second in Conference USA, had appeared to have worn off by Sunday for Middle Tennessee. Maybe worn off is the wrong turn of phrase, but the exhaustion and relief present after each win in Ruston was gone, replaced with joy and satisfaction of a job well done.

If those involved can even wrap their mind around the fact that they're Conference USA Champions.

"I'm still in shock," fifth-year pitcher Gretchen Mead said. "It's something I've dreamed about, that's why I came back. It really happened."

One might be willing to forgive Mead's incredulity given the circumstances at hand. The Blue Raiders were picked eighth in C-USA in the preseason coaches' poll after finishing 19-34 and missing the tournament entirely in 2022. After earning a No. 6 seed in 2023, MTSU had to win their first game of the tournament just to earn the right to play in the double elimination bracket, and then lost as soon as they reached the double-elimination format.

They won four straight elimination games to win the title and punch their ticket to the NCAA Tournament, fighting through rain, delayed starts, lineup changes, pitching staffs stretched to their limits. And time and time again, everyone on the team stepped up.

Shelby Sargent caught fire at the plate, stroking doubles down both lines to power the Blue Raider offense. Amaya Harris moved up in the order and proved her mettle, constantly keeping the offense moving with timely hits and smart baserunning. Her replacement at No. 9 hitter, catcher Ava Tepe, gave MTSU the go-ahead run in regulation of the title game against North Texas while nailing four runners attempting to steal on the weekend.

But the player Blue Raiders fans might remember most from the C-USA title run is freshman Keri Munn, who made her first appearance in the circle since April 4th in the semifinals against Charlotte, pitching 6.1 innings while allowing just one earned run in an eventual 6-5 win over a team that would earn an at-large bid to the NCAA Tournament on Sunday.

"We wouldn't be here if she hadn't

done what she did that day," Breeden said. "We wouldn't be having this party, you wouldn't be talking to me right now. We'd be talking about next year."

It was classic Middle Tennessee softball. Gritty, gutsy, timely, and with determination. Never thinking that they were entitled to anything, but knowing they had the ability to accomplish their goals.

That is what stayed the same throughout the year for MTSU, their sense of determination. As Jeff Breeden put it just before the selection show started, the Blue Raiders might not always have the most raw talent on the field every time they go out to play, but no matter who is opposite MTSU in the circle or in the batter's box, "We know we're going to kick their ass!" Breeden said to cheers from his team and the MTSU softball fans at Happy's Sports Lounge.

That mindset, from top to bottom, helped MTSU get there. And it will serve MTSU well in the Tuscaloosa Regional, on a field that MTSU played on as recently as last season and with teams that MTSU is very familiar with, from their game against LIU earlier this season to a cancelled midweek game with Central Arkansas earlier this year.

"Championships are hard," Breeden said. "And everybody in our program, I'm not just talking about players. I'm talking about sports information, facilities, administration, coaches, everybody. If there's one piece of the puzzle that's not 100 percent bought in, you're not winning a championship. And we're fortunate that we have 100 percent buy-in."



2023 Tuscaloosa Regional Recap



TUSCALOOSA, Ala. — The question, in retrospect, was teed up hours before the Blue Raiders ever made their way into the Rhoads Stadium press box. When MTSU silenced 4,000 Crimson Tide fans with a run in the first inning, a home run in the third inning and a final out on a bunt single attempt to force a decisive winner-takes-all game in Tuscaloosa.

But when it was tossed to Gretchen Mead, the fifth-year pitcher kept her career batting average at 1.000.

We're in an NCAA Tournament where Grand Canyon beat UCLA, Miami of Ohio, playing in a regional final, you guys took it to (Alabama)," the reporter asked after MTSU split games in the regional final with No. 5 Alabama. What does that say for softball and for mid-majors in particular?

Mead quickly smirked before her answer.

"The only difference is we don't draw a crowd like this," Mead said. "That clearly shows that we can compete with anyone in the country."

Head Coach Jeff Breeden doesn't like that mid-major term. Most of the coaches I have the pleasure of working with at MTSU don't. When you put the No. 5 team in the country on the ropes like the Blue Raiders did this weekend, maybe the first thought shouldn't be "Wow, it's amazing what these scrappy underdogs could accomplish," but rather "Hey, softball is finally big enough that a team like MTSU is as skilled as a team like Alabama."

The final result didn't go MTSU's way, sure. Sometimes, you just get beat by a long ball. But the fight, and the skill, of the Blue Raiders shined through at all times this weekend. Despite all the naysayers, the North Texas softball parents in the Twitter

mentions after MTSU won the Conference USA title, the media analysts not even giving the No. 6 seeded team in C-USA a second glance in their regional previews, the casual softball fans calling this regional a "Mickey Mouse" set-up for the hosts, the Blue Raiders proved they belong among the best teams in the sport.

With all due respect to Montana Fouts, the Crimson Tide ace whose SEC Tournament injury and subsequent absence loomed large over every moment of Alabama's journey this weekend, it was the Blue Raiders who became the story of the regional, who were the aggressors in Rhoads Stadium, the team that made things happen in every game they played.

Even on Saturday, when MTSU fell 12-5 to Alabama, the Blue Raiders were the ones to jump out front with two early solo home runs, then responded back with three runs in the third inning after taking a counter punch and falling behind, retaking the lead 5-4. A seven-walk top of the fourth gave Alabama that win, but they had felt fear for a brief time.

The fear only grew larger as MTSU showed up unafraid, undeterred on Sunday, jumping ahead 3-0 before Alabama could scratch across a run. By the time intermission between the two games hit, you could only hear the three rows of rabid Blue Raider supporters behind the first base dugout in Rhoads Stadium, who Breeden thanked for all their support, both at home this season and in Tuscaloosa this weekend.

Perhaps this fear was no better exemplified than when an infield single in the fifth inning prompted Alabama Coach Patrick Murphy to emphatically rev up his home crowd, begging for any amount of juice to try to get by Middle Tennessee.

"I'm pleased with the way my team has performed," head coach Jeff Breeden said. "I hadn't scored a run in a region before we got here...We did that, we did more than that. We stood toe-to-toe with the No. 5 team in the country today. We beat them once, got beat 1-0 once. I can't ask for anything else."

The scrappy, aggressive, fun-loving style

of softball the Blue Raiders played quickly captured the hearts of so many people I talked to in Tuscaloosa or interacted with online this weekend. The dance breaks that Ava Tepe had during the (admittedly monstrously long) TV timeouts, the outfield celebrations after recording an out, the energy every player in the dugout had at pretty much every moment from the time MTSU rolled off the bus, it all connected with people.

They connected with the TV broadcasters, with the Crimson Tide fans who stuck around to watch MTSU play Central Arkansas twice this weekend, with the stadium staff, the people in the marketing booth in the press box that played pregame music early just because the Blue Raiders asked.

It was no wonder, then, that after the handshake lines were done, Alabama fans were sure to cheer extra loud as the Blue Raiders left the field when prompted by the PA read. That doesn't happen every time. It didn't really happen for LIU or Central Arkansas this weekend.

It happened for MTSU.

"It's meant the world to me (to be a part of this team)," Mead said. "Obviously, I didn't want it to end this way, but you have to start a new life somewhere else."

New life will start for the Blue Raiders sooner rather than later. Even with a roster returning nearly everyone, Breeden notes his team will need to "reinvent ourselves." But returning every fielder starter from, quite literally, the best team in program history by almost every metric the record book tracks, from wins to win percentage to postseason progress, has MTSU excited for that process.

"We get more chemistry together, more confidence and experience, because we're still such a young team," Shelby Echols, the Houston Baptist transfer that was a spark at the top of the order all weekend long, said of the preparation for 2024. "I believe we can beat anybody next year."

2024 NUMERICAL ROSTER

No.	Name	Pos.	B/T	Ht.	Yr.	Hometown/Prev. School
1	Claire Czajkowski	IF	R/R	5-7	Jr.	Murfreesboro, Tenn. /Siegel HS
2	Shelby Sargent	OF	L/L	5-3	SR.	Murfreesboro, Tenn./Oakland HS
3	Lexi Medlock	OF	R/R	5-7	So..	Murfreesboro, Tenn./Siegel HS
4	Ava Brooks	IF	R/R	5-5	Jr.	Knoxville, Tenn./Carter HS
5	Mary Owens	IF	R/R	5-5	Fr.	Niceville, Fla./Niceville HS
6	Bryanna Coffman	OF	L/R	5-5	So.	Mt. Juliet, Tenn./Green Hill HS
7	Ashley Jacoway	UT	R/R	5-9	Sr.	Murfreesboro, Tenn./Oakland HS
10	Mary Martinez	RHP	R/R	5-3	So.	Kingwood, Tex./Kingwood HS
11	Ava tepe	C	R/R	5-6	Jr.	Cincinnati, Oh./MtNotre Dame HS
12	Julia Garcia	C/3B	R/R	5-8	Jr.	Cornwall, N.Y./Maryland E Shore HS
13	Ashley Blevins	C	R/R	5-6	So.	Jasper, Tenn./Girls Preparatory
16	Amaya Harris	SS/2B	R/R	5-5	Sr.	Stockbridge, Ga./Dutchtown HS
17	Julia Sitterding	SS	L/R	5-4	So.	Columbus, Ind./Columbus East HS
18	Kamryn Carcich	RHP	R/R	5-8	Sr.	Ocean Springs, Miss./Murray State
19	Keri Munn	RHP	R/R	5-10	Jr.	Manchester, Tenn./Coffee County HS
20	Savannah Behabetz	OF	L/R	5-8	Sr.	Littleton, Colo./Incarnate Word
22	Claire Woods	P/3B	R/R	5-8	Jr.	Lawrenceburg, TN/Summertown HS
23	Jesyne Espinal	RHP	R/R	5-3	Fr.	Coral Springs, Fla./Marjory Douglas
26	Anyce Harvey	OF	R/R	5-11	Jr.	Trussville, Ala./Hewitt-TrussvilleHS
28	Riley Gilmore	1B	R/R	5-7	So.	Benton, Ark./Benton HS
30	Shelby Echols	2B	L/R	5-6	Sr.	Pearland, Tex./Houston Baptists

2024 ALPHABETICAL ROSTER

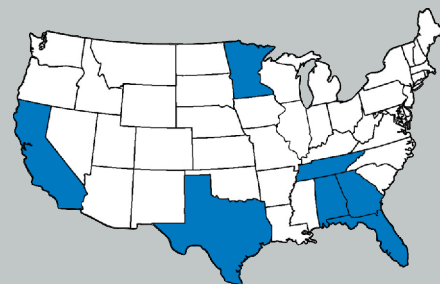
No.	Name	Pos.	B/T	Ht.	Yr.	Hometown/Prev. School
20	Savannah Behabetz	OF	L/L	5-7	Sr.	Littleton, Colo./Incarnate Word
13	Ashley Blevins	C	R/R	5-6	So.	Jasper, Tenn./Girls Preparatory
4	Ava Brooks	IF	R/R	5-5	Jr.	Knoxville, Tenn./Carter HS
18	Kamryn Carcich	RHP	R/R	5-8	Sr.	Ocean Springs, Miss./Murray State
6	Bryanna Coffman	OF	L/R	5-5	So.	Mt. Juliet, Tenn./Green Hill HS
1	Claire Czajkowski	IF	R/R	5-7	Jr.	Murfreesboro, Tenn. /Siegel HS
30	Shelby Echols	2B	L/R	5-6	Sr.	Pearland, Tex./Houston Baptists
23	Jesyne Espinal	RHP	R/R	5-3	Fr.	Coral Springs, Fla./Marjory Douglas
28	Riley Gilmore	1B	R/R	5-7	So.	Benton, Ark./Benton HS
12	Julia Garcia	C/3B	R/R	5-8	Jr.	Cornwall, N.Y./Maryland E Shore HS
16	Amaya Harris	SS/2B	R/R	5-5	Sr.	Stockbridge, Ga./Dutchtown HS
26	Anyce Harvey	OF	R/R	5-11	Jr.	Trussville, Ala./Hewitt-TrussvilleHS
7	Ashley Jacoway	UT	R/R	5-9	Sr.	Murfreesboro, Tenn./Oakland HS
10	Mary Martinez	RHP	R/R	5-3	So.	Kingwood, Tex./Kingwood HS
3	Lexi Medlock	OF	R/R	5-7	So..	Murfreesboro, Tenn./Siegel HS
19	Keri Munn	RHP	R/R	5-10	Jr.	Manchester, Tenn./Coffee County HS
5	Mary Owens	IF	R/R	5-5	Fr.	Niceville, Fla./Niceville HS
2	Shelby Sargent	OF	L/L	5-3	SR.	Murfreesboro, Tenn./Oakland HS
17	Julia Sitterding	SS	L/R	5-4	So.	Columbus, Ind./Columbus East HS
11	Ava tepe	C	R/R	5-6	Jr.	Cincinnati, Oh./MtNotre Dame HS
22	Claire Woods	P/3B	R/R	5-8	Jr.	Lawrenceburg, TN/Summertown HS

COACHING STAFF

Head Coach	Jeff Breeden (ETSU, 1989)
Record at MT	251-323 (12th year)
Record at Riverdale High School	423-74-2 (9 years)
TSSAA Career Record	764-195-2 (23 years)
Pitching Coach	Gretchen Mead(1st year)
Hitting Coach	Bryce Brentz (1st year)

ROSTER BREAKDOWN

By Class	
Freshmen	2
Sophomores.....	6
Juniors.....	7
Seniors.....	5
By Primary Position	
Pitchers	5
Catchers.....	2
Infielders.....	8
Outfielders.....	6
Utility	4
By State	
Alabama	1
Florida	1
Ohio.....	1
Georgia	1
Indiana	1
Tennessee	9
Texas	3



COACHING EXPERIENCE

Jeff Breeden
 Middle Tennessee: 2013-pres.
 Riverdale HS (TN): 2004-12
 Coffee County Central HS (TN): 1990-2003

Bryce Brentz
 Middle Tennessee: 1st Season

Gretchen Mead
 Middle Tennessee: 1st Season





Year-By-Year Results

MT Coaches

Coach	Years	Record
Green	1993-2001	276-217
Connelley	2002-04	94-74
Podlesny	2005-07	57-115-1
Nevar	2008-12	92-163
Breeden	2013-pres.	251-323

Year	Coach	Overall	Conf.
1993	Green	13-19	n/a
1994	Green	35-21	15-7^
1995	Green	28-22	14-10^
1996	Green	28-32	16-10^
1997	Green	28-29	14-12^
1998	Green	26-28	13-9^
1999	Green	38-22	19-5^
2000	Green	39-21	17-5^
2001	Green	41-23	11-9*
2002	Connelley	27-30	7-9*
2003	Connelley	33-21	8-8*
2004	Connelley	34-23	11-9*
2005	Podlesny	8-43	1-19*
2006	Podlesny	19-42-1	6-9*
2007	Podlesny	30-30	14-9*
2008	Nevar	22-31	11-12*
2009	Nevar	14-34	5-18*
2010	Nevar	22-32	7-17*
2011	Nevar	18-33	8-16*
2012	Nevar	16-33	5-18*
2013	Breeden	7-47	1-21*
2014	Breeden	10-45	2-21#
2015	Breeden	22-29	5-19#
2016	Breeden	23-31	6-18#
2017	Breeden	19-30	6-18#
2018	Breeden	39-22	11-11#
2019	Breeden	29-30	11-13#
@2020	Breeden	15-13	0-3#
2021	Breeden	26-22	11-8
2022	Breeden	19-34	6-18

^ - Ohio Valley Conference
 * - Sun Belt Conference
 # - Conference USA
 @ - Season suspended on 3/12/20 and canceled on 3/16/20 by C-USA due to COVID-19 pandemic

1993

Overall 13-19
 Home 4-5 Away 9-12 Neutral 0-2
 Head Coach Karen Green

Date	Opponent	Result
02.23	Kentucky Wesleyan	W, 2-0
03.02	at Mercer	L, 1-2
03.04	at Kentucky Wesleyan	L, 4-6
03.05	at Evansville	W, 5-3
03.05	at Evansville	L, 0-1
03.08	Mercer	L, 0-2
03.11	at Austin Peay	L, 1-2
03.11	at Austin Peay	L, 1-2
03.18	Bellarmine	L, 4-8
03.18	Bellarmine	W, 7-0
03.28	Morehead State	W, 1-0
03.28	Morehead State	W, 4-1
03.31	at Belmont	L, 1-7
03.31	at Belmont	L, 0-16
04.04	at Lambuth	W, 3-2
04.04	at Lambuth	W, 4-1
04.06	at Tennessee Tech	L, 1-3
04.06	at Tennessee Tech	L, 0-1
04.11	at Morehead State	W, 2-0
04.11	at Morehead State	W, 3-0
04.13	at Southeast Missouri	W, 3-1
04.13	at Southeast Missouri	L, 1-2
04.15	Austin Peay	L, 3-6
04.17	at Eastern Kentucky	L, 0-2
04.17	at Eastern Kentucky	L, 5-6
04.18	at UT-Martin	W, 2-0
04.18	at UT-Martin	W, 2-1
04.20	Athens State	L, 1-11
04.20	Athens State	L, 3-13
04.23	vs. Morehead State%	L, 3-7
04.24	at Eastern Kentucky%	W, 6-2
04.25	vs. Austin Peay%	L, 0-1

% - OVC Invitational (Richmond, Ky.)

1994

Overall 35-21 Ohio Valley 15-7
 Home 10-10 Away 14-3 Neutral 11-8
 Head Coach Karen Green

Date	Opponent	Result
02.25	at Troy%	W, 5-4
02.25	vs. Austin Peay%	L, 2-3 (8)
02.25	vs. Tennessee State%	W, 6-2
02.26	vs. Tennessee State%	W, 25-0 (5)
02.26	at Troy%	L, 0-6
02.26	vs. Austin Peay%	W, 4-3
03.03	Evansville	W, 5-3
03.03	Evansville	W, 2-1 (8)
03.04	Tennessee State*	W, 10-0 (5)
03.04	Tennessee State*	W, 11-1 (5)
03.06	at Furman	L, 2-3
03.06	at Furman	L, 2-5
03.11	Morehead State*	W, 2-0
03.11	Morehead State*	W, 5-3
03.13	vs. Green Bay#	W, 4-0 (6)
03.13	vs. Providence#	W, 5-0 (6)
03.14	vs. Army#	L, 2-5 (6)
03.14	vs. Bradley#	L, 0-1 (6)
03.15	vs. Dayton#	W, 1-0
03.15	vs. Rider#	L, 0-2
03.17	vs. Maine#	W, 4-1 (6)
03.17	vs. Providence#	L, 2-4 (6)
03.18	vs. IUPUI#	W, 6-1 (6)
03.18	vs. Bradley#	L, 1-3 (8)

03.20	Southeast Missouri*	L, 2-3
03.20	Southeast Missouri*	L, 1-6
03.23	Troy	L, 0-2
03.23	Troy	L, 5-8
03.26	Eastern Kentucky*	L, 1-6
03.26	Eastern Kentucky*	W, 5-4
03.31	Tennessee Tech*	L, 1-7
03.31	Tennessee Tech*	L, 3-12
04.02	at Southeast Missouri*	W, 2-1
04.02	at Southeast Missouri*	W, 2-0 (8)
04.04	Carson-Newman	W, 2-1
04.04	Carson-Newman	W, 3-2
04.08	Austin Peay@	L, 1-3
04.08	Troy@	W, 3-2
04.09	Troy@	L, 3-11 (6)
04.09	Austin Peay@	L, 2-5
04.16	at Eastern Kentucky*	W, 5-3 (9)
04.16	at Eastern Kentucky*	W, 10-7 (10)
04.17	at Morehead State*	W, 4-3
04.17	at Morehead State*	W, 4-2
04.18	at Tennessee State*	W, 13-1 (5)
04.18	at Tennessee State*	W, 11-1 (5)
04.19	at Evansville	W, 3-0
04.19	at Evansville	W, 2-0
04.20	at UT-Martin*	W, 4-2 (11)
04.20	at UT-Martin*	W, 6-4
04.22	vs. Morehead State^	L, 0-1 (9)
04.23	at Austin Peay^	W, 3-0
04.23	vs. Tennessee Tech^	W, 2-1
04.23	vs. UT-Martin^	W, 5-1
04.24	vs. Eastern Kentucky^	W, 6-3
04.24	vs. Southeast Missouri^	L, 2-3 (8)

% - Troy Invitational (Troy, Ala.)
 * - Ohio Valley Conference game
 # - Rebel Games (Orlando, Fla.)
 @ - MT Invitational (Murfreesboro, Tenn.)
 ^ - OVC Tournament game (Clarksville, Tenn.)

1995

Overall 28-22 Ohio Valley 14-10
 Home 9-7 Away 7-7 Neutral 12-8
 Head Coach Karen Green

Date	Opponent	Result
02.26	at Troy	W, 2-1 (8)
02.26	at Troy	L, 1-9 (5)
03.04	vs. Georgia Tech%	W, 4-3
03.04	at Georgia State%	L, 0-1
03.05	vs. Indiana State%	L, 1-5 (6)
03.11	Morehead State*	W, 5-2
03.11	Morehead State*	W, 5-1
03.12	Eastern Kentucky*	L, 4-5
03.12	Eastern Kentucky*	L, 1-5
03.14	Tennessee State*	W, 5-2
03.14	Tennessee State*	W, 8-0 (5)
03.17	Southeast Missouri*	W, 2-1
03.17	Southeast Missouri*	L, 0-3
03.19	vs. Vermont#	L, 2-4 (6)
03.19	vs. Dartmouth#	W, 13-0 (4)
03.20	vs. Army#	W, 2-0
03.20	vs. Ohio#	W, 2-0 (6)
03.22	vs. Stetson#	W, 1-0
03.22	vs. Youngstown State#	L, 5-6 (6)
03.22	vs. St. Xavier (Ill.)#	W, 3-2
03.23	vs. Army#	W, 5-1 (6)
03.23	vs. Harvard#	W, 5-4 (4)
03.24	vs. Ohio#	L, 0-6
03.28	at Austin Peay*	L, 1-3
03.28	at Austin Peay*	W, 6-4
03.31	at Morehead State*	W, 6-2 (8)
03.31	at Morehead State*	L, 1-4



04.01	at Eastern Kentucky*	L, 1-2
04.01	at Eastern Kentucky*	W, 4-3 (8)
04.03	UT-Martin*	L, 0-3
04.03	UT-Martin*	W, 4-3
04.04	at Tennessee State*	W, 6-1
04.04	at Tennessee State*	W, 21-4 (5)
04.06	Tennessee Tech*	W, 4-5
04.06	Tennessee Tech*	L, 0-5
04.10	Austin Peay*	L, 0-1
04.10	Austin Peay*	W, 8-7 (9)
04.14	vs. Louisiana Tech@	L, 1-4
04.14	vs. East Carolina@	W, 2-0
04.15	vs. Coastal Carolina@	W, 1-0
04.15	vs. Georgia Southern@	W, 3-2
04.15	vs. UIC@	L, 0-4
04.16	vs. Southeast Missouri@	L, 2-3 (8)
04.22	at Southeast Missouri*	L, 0-3
04.22	at Southeast Missouri*	W, 1-0
04.23	Troy	W, 1-0
04.23	Troy	L, 0-2 (5)
04.28	at Eastern Kentucky^	L, 4-5
04.29	vs. Tennessee State^	W, 8-0
04.29	vs. Austin Peay^	L, 1-2

% - Georgia State Invitational (Atlanta, Ga.)

* - Ohio Valley Conference game

- Rebel Games (Orlando, Fla.)

@ - Frost Cutlery Invitational (Chattanooga, Tenn.)

^ - OVC Tournament (Richmond, Ky.)

1996

Overall 28-32 Ohio Valley 16-10

Home 11-13 Away 7-12 Neutral 10-7

Head Coach Karen Green

Date	Opponent	Result
02.23	vs. Tennessee State%	W, 9-0 (5)
02.23	vs. Jacksonville State%	L, 1-3
02.24	at Troy%	L, 3-11 (5)
02.24	vs. Florida A&M%	W, 7-2
02.24	at Troy%	L, 3-5
02.27	Carson-Newman	L, 2-3
02.27	Carson-Newman	L, 4-6
03.03	vs. Jacksonville State#	L, 2-8 (10)
03.03	vs. Tennessee Tech#	W, 6-1
03.03	at Georgia State#	L, 1-8
03.10	vs. Fairfield@	L, 1-4
03.10	vs. Creighton@	L, 1-7 (5)
03.12	vs. Valparaiso@	W, 8-4 (6)
03.12	vs. Providence@	L, 0-1
03.14	vs. Green Bay@	W, 5-1
03.14	vs. Maine@	L, 4-7
03.15	vs. St. Xavier (Ill.)@	W, 8-2 (6)
03.15	vs. Creighton@	W, 5-4 (6)
03.23	Southeast Missouri*	L, 3-4
03.23	Southeast Missouri*	L, 2-6
03.24	UT-Martin*	L, 2-3
03.24	UT-Martin*	W, 6-0
03.27	Austin Peay*	W, 3-1
03.27	Austin Peay*	W, 16-5 (5)
03.30	at Morehead State*	L, 2-3 (9)
03.30	at Morehead State*	L, 1-2
03.31	at Eastern Kentucky*	W, 2-0
03.31	at Eastern Kentucky*	W, 5-3
04.02	Tennessee Tech*	W, 2-1
04.02	Tennessee Tech*	L, 2-10 (5)
04.03	at Chattanooga	L, 2-5
04.03	at Chattanooga	L, 0-8 (5)
04.06	Morehead State*	L, 2-6
04.06	Morehead State*	W, 3-0
04.07	Eastern Kentucky*	W, 9-3
04.07	Eastern Kentucky*	W, 8-3
04.09	Tennessee State*	W, 7-3
04.09	Tennessee State*	W, 6-5
04.10	Tennessee	L, 0-9 (6)
04.10	Tennessee	L, 1-9 (5)
04.12	at UT-Martin*	W, 2-1
04.12	at UT-Martin*	W, 1-0
04.13	at Southeast Missouri*	L, 2-10 (6)

04.13	at Tennessee Missouri*	L, 3-8
04.15	Chattanooga	L, 1-6
04.15	Chattanooga	L, 0-2
04.16	at Tennessee State*	W, 10-0 (5)
04.16	at Tennessee State*	W, 3-0
04.19	vs. Furman&	W, 2-0
04.25	at Tennessee Tech*	W, 9-0 (6)
04.25	at Tennessee Tech*	L, 5-13 (6)
04.27	vs. Coastal Carolina\$	L, 4-5
04.27	vs. Saint Louis\$	W, 6-5
04.28	at Tennessee\$	L, 6-10 (6)
04.28	vs. Coastal Carolina\$	W, 1-0
04.28	at Tennessee\$	L, 1-9 (5)
05.04	Austin Peay^	W, 2-0
05.04	Eastern Kentucky^	W, 7-4 (10)
05.05	Southeast Missouri^	L, 1-3
05.05	Tennessee Tech^	L, 0-8 (5)

% - Troy Invitational (Troy, Ala.)

- Georgia State Invitational (Atlanta, Ga.)

@ - Rebel Games (Orlando, Fla.)

* - Ohio Valley Conference game

& - Frost Cutlery Invitational (Chattanooga, Tenn.)

\$ - Tennessee Invitational (Knoxville, Tenn.)

^ - OVC Tournament (Murfreesboro, Tenn.)

1997

Overall 28-29 Ohio Valley 14-12

Home 10-14 Away 8-7 Neutral 10-8

Head Coach Karen Green

Date	Opponent	Result
03.01	at Tennessee%	L, 0-23 (6)
03.01	vs. Marshall%	L, 7-8 (6)
03.02	vs. Ohio%	L, 1-6 (6)
03.02	at Tennessee%	L, 1-17 (5)
03.08	Tennessee	L, 0-5
03.08	Tennessee	L, 3-10
03.09	Southern Illinois	L, 3-4 (10)
03.09	Southern Illinois	L, 3-13 (6)
03.15	vs. Yale#	W, 2-1 (6)
03.15	vs. Providence#	W, 4-1 (6)
03.16	vs. Vermont#	W, 2-1 (6)
03.16	vs. Texas Tech#	L, 2-4 (5)
03.17	vs. Hartford#	W, 4-0 (6)
03.17	vs. Army#	W, 7-1 (6)
03.19	vs. Liberty#	W, 2-0 (6)
03.19	vs. Morehead State#	W, 4-2 (8)
03.20	vs. Bradley#	L, 0-5 (6)
03.20	vs. Cornell#	L, 5-13 (5)
03.22	Morehead State*	W, 3-2
03.22	Morehead State*	L, 6-7
03.23	Eastern Kentucky*	W, 4-3 (8)
03.23	Eastern Kentucky*	W, 3-0
03.26	Tennessee State*	W, 7-1
03.26	Tennessee State*	W, 10-1 (5)
03.28	vs. Auburn@	W, 10-5
03.28	at Georgia Tech@	W, 1-0 (8)
03.29	vs. Canisius@	W, 2-1
03.29	vs. Youngstown State@	W, 5-4
03.30	vs. Missouri State@	L, 0-11 (5)
04.01	at Kentucky	W, 4-0
04.01	at Kentucky	W, 4-3 (10)
04.05	at Southeast Missouri*	L, 3-10
04.05	at Southeast Missouri*	L, 2-3
04.06	at Eastern Illinois*	L, 2-16 (5)
04.06	at Eastern Illinois*	L, 5-6 (10)
04.08	Austin Peay*	W, 11-2 (6)
04.08	Austin Peay*	W, 8-7 (9)
04.10	at Tennessee Tech*	W, 3-0
04.10	at Tennessee Tech*	W, 4-1
04.11	Mississippi	L, 2-3
04.11	Mississippi	W, 2-0
04.13	Southern Utah	L, 2-4
04.13	Southern Utah	L, 1-4
04.16	at Tennessee State*	W, 9-0 (6)
04.16	at Tennessee State*	W, 18-0 (5)
04.18	UT-Martin*	W, 2-0
04.18	UT-Martin*	L, 3-4

04.19	Eastern Illinois*	W, 5-2
04.19	Eastern Illinois*	L, 0-3
04.20	Southeast Missouri*	L, 0-4
04.20	Southeast Missouri*	L, 2-5
04.26	at Morehead State*	W, 4-0
04.26	at Morehead State*	L, 0-1 (8)
04.29	Tennessee Tech*	L, 1-7
04.29	Tennessee Tech*	L, 2-8
05.03	vs. UT-Martin^	L, 1-2
05.04	vs. Austin Peay^	L, 1-3

% - Tennessee Invitational (Knoxville, Tenn.)

- Rebel Games (Orlando, Fla.)

* - Ohio Valley Conference game

@ - Buzz Classic (Atlanta, Ga.)

^ - OVC Tournament (Morehead, Ky.)

1998

Overall 26-28 Ohio Valley 13-9

Home 6-6 Away 11-12 Neutral 9-10

Head Coach Karen Green

Date	Opponent	Result
02.21	at Samford	W, 3-0
02.21	at Samford	L, 3-4 (8)
02.25	at Mississippi	L, 2-3
02.25	at Mississippi	W, 12-5 (9)
02.27	at Troy%	W, 1-0
02.27	vs. Southeastern Louisiana%	W, 7-6
02.27	vs. Tennessee State%	W, 6-2
02.28	at Troy%	L, 0-1
02.28	vs. Southeastern Louisiana%	L, 2-4
02.28	vs. Tennessee State%	W, 5-0
02.28	at Troy%	W, 5-3
03.03	at Austin Peay*	L, 1-2
03.03	at Austin Peay*	W, 4-1
03.15	vs. Colgate#	W, 4-0
03.15	vs. Army#	L, 3-4
03.16	vs. Rider#	W, 4-3 (6)
03.16	vs. Vermont#	L, 1-2
03.17	vs. Cornell#	W, 2-0 (6)
03.17	vs. Green Bay#	L, 2-4
03.20	vs. Dartmouth#	W, 4-3
03.24	at Tennessee State*	W, 8-0 (6)
03.24	at Tennessee State*	W, 10-2
03.27	vs. New Mexico@	L, 2-10
03.27	vs. Mercer@	L, 3-4 (8)
03.28	vs. USF@	L, 2-6
03.28	vs. Alabama@	L, 3-4
04.01	UT-Martin*	L, 0-4
04.01	UT-Martin*	L, 2-7
04.05	at Eastern Illinois*	L, 0-3
04.05	at Eastern Illinois*	L, 3-4
04.06	at Southeast Missouri*	L, 0-5
04.06	at Southeast Missouri*	L, 1-4
04.09	Tennessee State*	W, 3-2
04.09	Tennessee State*	W, 9-1 (5)
04.11	Morehead State*	W, 3-2
04.11	Morehead State*	W, 3-1
04.12	Eastern Kentucky*	W, 8-0 (5)
04.12	Eastern Kentucky*	W, 2-1 (8)
04.14	Tennessee	L, 5-6 (8)
04.14	Tennessee	L, 3-7
04.15	at Tennessee Tech*	L, 1-3
04.15	at Tennessee Tech*	W, 1-0
04.17	vs. Georgia Southern&	W, 3-2 (8)
04.17	vs. Belmont&	W, 6-0
04.21	at Chattanooga	L, 1-3
04.21	at Chattanooga	L, 3-4
04.24	at Eastern Kentucky*	W, 3-1 (8)
04.24	at Eastern Kentucky*	W, 4-3
04.25	at Morehead State*	L, 0-1
04.25	at Morehead State*	W, 2-1
04.27	Troy	L, 2-5
04.27	Troy	L, 1-5
05.02	vs. Tennessee Tech^	L, 3-6
05.03	vs. Austin Peay^	L, 3-4

% - Troy Invitational (Troy, Ala.)





* - Ohio Valley Conference game
- Rebel Games (Orlando, Fla.)
@ - Buzz Classic (Atlanta, Ga.)
& - Frost Cutlery Invitational (Chattanooga, Tenn.)
^ - OVC Tournament (Cape Girardeau, Mo.)

1999

Overall 38-22 Ohio Valley 19-5
Home 9-5 Away 18-5 Neutral 11-12
Head Coach Karen Green

Table with 3 columns: Date, Opponent, Result. Lists game results for the 1999 season.

% - Troy Invitational (Troy, Ala.)
- Georgia Southern Reebok Classic (Statesboro, Ga.)
@ - Furman Invitational (Greenville, S.C.)
& - Coastal Carolina Invitational (Conway, S.C.)
\$ - Buzz Classic (Atlanta, Ga.)
* - Ohio Valley Conference game

^ - OVC Tournament (Martin, Tenn.)

2000

Overall 39-21 Ohio Valley 17-5
Home 20-5 Away 10-6 Neutral 9-10
Head Coach Karen Green
Ohio Valley Regular Season Champion
Ohio Valley Tournament Champion
NCAA Tucson Regional

Table with 3 columns: Date, Opponent, Result. Lists game results for the 2000 season.

% - Troy Invitational (Troy, Ala.)
- Georgia Southern Reebok Invitational (Statesboro, Ga.)
@ - MT Invitational (Murfreesboro, Tenn.)
& - Capital Classic (Sacramento, Calif.)
\$ - Buzz Classic (Atlanta, Ga.)
* - Ohio Valley Conference game
^ - OVC Tournament (Murfreesboro, Tenn.)
+ - NCAA Tournament (Tucson, Ariz.)

2001

Overall 41-23 Sun Belt 11-9
Home 17-5 Away 10-12 Neutral 14-6
Head Coach Karen Green

Table with 3 columns: Date, Opponent, Result. Lists game results for the 2001 season.

% - Troy Invitational (Troy, Ala.)
- Georgia Southern Reebok Invitational (Statesboro, Ga.)
@ - MT Invitational (Murfreesboro, Tenn.)
& - Winthrop/Ringer Invitational (Rock Hill, S.C.)
\$ - Buzz Classic (Atlanta, Ga.)
* - Sun Belt Conference game
^ - SBC Championships (Las Cruces, N.M.)

2002

Overall 27-30 Sun Belt 7-9
Home 5-8 Away 5-11 Neutral 17-11
Head Coach Cindy Connelley



Date	Opponent	Result
02.15	vs. Troy%	W, 2-1
02.16	vs. Texas A&M-Corpus Christi%	L, 0-1
02.16	at ULM%	L, 1-10 (6)
02.16	vs. Tulsa%	W, 3-0
02.17	at ULM%	L, 2-3
02.23	vs. Virginia#	W, 4-1
02.23	at Tennessee Tech#	L, 3-7
02.24	vs. Louisville#	W, 8-5
02.24	vs. Bradley#	W, 5-2
03.01	vs. Virginia Tech@	L, 1-2
03.01	vs. Tennessee Tech@	W, 6-0
03.05	Lipscomb	L, 1-2
03.05	Lipscomb	W, 3-0
03.08	vs. Auburn&	W, 9-3
03.08	at No. 22 Florida State&	L, 1-2 (10)
03.09	vs. Iowa State&	L, 1-2
03.09	vs. Winthrop&	W, 8-0 (5)
03.10	vs. Southeastern Louisiana&	W, 2-0
03.10	vs. Auburn&	L, 0-6
03.14	vs. Virginia\$	L, 0-8 (6)
03.15	at Sacramento State\$	L, 3-4
03.15	vs. IUPUI\$	W, 9-0 (5)
03.15	vs. UNLV\$	L, 2-4
03.16	vs. Kansas\$	L, 0-3
03.16	vs. IUPUI\$	W, 9-0 (5)
03.17	vs. Virginia\$	W, 5-4 (9)
03.17	vs. Utah State\$	W, 1-0 (10)
03.22	vs. Troy+	L, 0-1
03.22	vs. Coastal Carolina+	W, 11-0 (5)
03.23	vs. Belmont+	L, 1-3
03.23	vs. Appalachian State+	W, 2-1
04.02	at UAB	W, 4-3 (8)
04.02	at UAB	L, 0-1
04.06	at FIU*	L, 0-3
04.06	at FIU*	L, 0-2
04.07	at FIU*	W, 6-3
04.07	at FIU*	L, 0-1 (10)
04.13	No. 19 Louisiana*	L, 0-3
04.13	No. 19 Louisiana*	L, 3-7
04.14	No. 19 Louisiana*	L, 6-11
04.14	No. 19 Louisiana*	L, 1-9 (5)
04.20	at Western Kentucky*	L, 2-3
04.20	at Western Kentucky*	W, 2-0
04.21	at Western Kentucky*	W, 6-0
04.21	at Western Kentucky*	L, 2-7
04.22	Auburn	L, 4-10 (8)
04.25	Chattanooga	L, 1-3
04.25	Chattanooga	L, 0-1
05.04	New Mexico State*	W, 3-0
05.04	New Mexico State*	W, 4-2
05.05	New Mexico State*	W, 5-4 (8)
05.05	New Mexico State*	W, 5-1
05.09	vs. New Mexico State^	W, 3-1
05.09	vs. Louisiana^	L, 0-1
05.10	vs. New Mexico State^	W, 4-1
05.10	at FIU^	W, 1-0
05.11	vs. Louisiana^	L, 0-6

% - Mardi Gras Classic (Monroe, La.)

- Tennessee Tech Invitational (Cookeville, Tenn.)

@ - Frost Cutlery Invitational (Chattanooga, Tenn.)

& - FSU Invitational (Tallahassee, Fla.)

\$ - Capital Classic (Sacramento, Calif.)

+ - Buzz Classic (Atlanta, Ga.)

* - Sun Belt Conference game

^ - SBC Championships (Miami, Fla.)

2003

Overall 33-21 Sun Belt 8-8

Home 12-8 Away 12-9 Neutral 9-4

Head Coach Cindy Connelley

Date	Opponent	Result
02.14	vs. Iowa State%	L, 1-3
02.14	at No. 9 Florida State%	L, 0-11 (5)
02.15	at No. 9 Florida State%	L, 3-6
02.15	vs. Iowa State%	W, 3-1
02.19	ETSU	W, 5-4
02.19	ETSU	W, 7-6
03.02	Eastern Kentucky	L, 3-4
03.02	Eastern Kentucky	L, 3-7

03.03	at Belmont	W, 8-2
03.03	at Belmont	W, 5-1
03.04	at Austin Peay	W, 8-0 (6)
03.08	vs. Drake#	W, 3-2
03.08	at Southeast Missouri#	W, 6-0
03.08	vs. Lipscomb#	W, 2-1
03.09	vs. Siena#	W, 4-1
03.12	UAB	W, 3-1
03.12	UAB	L, 3-15 (5)
03.20	vs. Southeast Missouri@	W, 5-0
03.20	vs. Southeast Missouri@	W, 10-0 (5)
03.22	vs. Georgia State&	L, 3-5
03.22	vs. Princeton&	W, 5-4
03.22	vs. No. 16 Florida State&	L, 0-5
03.23	vs. Nicholls State&	W, 4-2
03.26	at Chattanooga	L, 0-1
03.26	at Chattanooga	L, 12-13 (8)
04.02	at UT-Martin	W, 4-1
04.02	at UT-Martin	W, 9-0 (5)
04.05	at No. 25 Louisiana*	L, 4-12 (6)
04.05	at No. 25 Louisiana*	L, 0-5
04.06	at No. 25 Louisiana*	L, 0-10 (5)
04.06	at No. 25 Louisiana*	L, 3-6
04.12	Western Kentucky*	W, 3-2
04.12	Western Kentucky*	L, 3-6
04.13	Western Kentucky*	W, 10-2 (5)
04.13	Western Kentucky*	W, 5-4 (8)
04.16	at Lipscomb	W, 2-0
04.16	at Lipscomb	W, 8-0 (5)
04.17	Austin Peay	W, 5-2
04.17	Austin Peay	W, 3-0
04.18	Lipscomb	W, 4-0
04.18	Lipscomb	L, 4-5
04.22	Tennessee State	W, 5-0
04.22	Tennessee State	W, 8-0 (5)
04.26	at New Mexico State*	W, 9-0 (5)
04.26	at New Mexico State*	W, 2-0 (9)
04.27	at New Mexico State*	W, 8-2
04.27	at New Mexico State*	W, 4-0
05.03	FIU*	W, 2-0
05.03	FIU*	L, 1-7
05.04	FIU*	L, 2-3
05.04	FIU*	L, 0-5
05.08	vs. FIU^	L, 1-2
05.08	vs. New Mexico State^	W, 5-1
05.09	at Western Kentucky^	L, 0-1 (13)

2004

Overall 34-23 Sun Belt 11-9

Home 11-5 Away 15-13 Neutral 8-5

Head Coach Cindy Connelley

Date	Opponent	Result
02.18	Belmont	W, 10-0 (6)
02.18	Belmont	W, 9-1 (5)
02.21	vs. Radford%	W, 9-4
02.21	at No. 23 South Carolina%	L, 0-5
02.22	vs. College of Charleston%	L, 2-10 (5)
02.22	vs. Radford%	W, 1-0 (9)
02.29	Cumberland (Tenn.)	W, 7-0
02.29	Cumberland (Tenn.)	W, 6-1
03.04	Lipscomb	W, 9-0 (5)
03.04	Lipscomb	L, 4-5
03.09	at Tennessee State	L, 0-1
03.09	at Tennessee State	L, 8-10
03.13	vs. Ball State#	W, 13-7
03.13	at Evansville#	L, 1-2 (8)
03.14	vs. Ball State#	W, 9-6
03.15	at Evansville#	L, 2-3
03.19	vs. Troy@	L, 0-3
03.20	vs. Ball State@	L, 8-10
03.20	vs. North Carolina@	L, 9-10
03.22	at UAB	L, 4-5
03.22	at UAB	W, 6-5
03.24	at Samford	W, 8-4
03.24	at Samford	L, 1-3
03.31	at Lipscomb	W, 4-2
03.31	at Lipscomb	W, 5-1
04.06	at Birmingham-Southern	W, 4-0
04.06	at Birmingham-Southern	W, 5-1
04.09	at Western Kentucky*	W, 4-3 (9)
04.09	at Western	W, 5-2

Kentucky*	W, 5-2	
04.10	at Western Kentucky*	W, 5-3
04.10	at Western Kentucky*	L, 1-4 (9)
04.15	at Austin Peay	W, 12-5
04.15	at Austin Peay	W, 8-6
04.17	at North Texas*	L, 2-7
04.17	at North Texas*	W, 2-0
04.18	at North Texas*	W, 16-2 (5)
04.18	at North Texas*	W, 11-1
04.22	Birmingham-Southern	W, 3-2
04.22	Birmingham-Southern	W, 7-0
04.24	New Mexico State*	W, 4-1
04.24	New Mexico State*	W, 3-2
04.25	New Mexico State*	W, 7-1
04.25	New Mexico State*	W, 4-3
05.01	at FIU*	L, 4-5
05.01	at FIU*	L, 0-1
05.02	at FIU*	W, 8-2
05.02	at FIU*	L, 0-1
05.08	No. 9 Louisiana*	L, 0-8 (5)
05.08	No. 9 Louisiana*	L, 2-4
05.09	No. 9 Louisiana*	L, 1-3
05.09	No. 9 Louisiana*	L, 3-6
05.12	vs. New Mexico State^	W, 3-0
05.13	vs. FIU^	L, 1-2
05.14	vs. Western Kentucky^	W, 4-0
05.15	vs. New Mexico State^	W, 3-1 (10)
05.15	vs. FIU^	W, 4-3
05.15	at No. 9 Louisiana^	L, 0-19

2005

Overall 8-43 Sun Belt 1-19

Home 4-16 Away 2-16 Neutral 2-11

Head Coach Leigh Podlesny

Date	Opponent	Result
02.25	vs. Morehead State%	L, 0-1
02.25	at Georgia Southern%	L, 1-9 (5)
02.26	vs. St. Francis (Pa.)%	W, 11-0 (5)
02.26	vs. Morehead State%	L, 0-1
02.26	vs. St. Francis (Pa.)%	W, 4-0
03.02	at Lipscomb	W, 10-2
03.02	at Lipscomb	L, 1-2
03.04	vs. Auburn#	L, 1-13
03.04	vs. Auburn#	L, 0-7
03.05	vs. Georgia Southern#	L, 2-4
03.05	vs. Iowa#	L, 1-3
03.06	vs. Saint Louis#	L, 0-1
03.10	Lipscomb	L, 2-10 (5)
03.10	Lipscomb	L, 4-6
03.15	at No. 8 Alabama	L, 1-9 (6)
03.15	at No. 8 Alabama	L, 2-9
03.17	Mississippi State	L, 0-8 (5)
03.17	Mississippi State	W, 6-5
03.20	Dayton	L, 2-4
03.20	Dayton	W, 3-2
03.23	at Birmingham-Southern	L, 1-8
03.23	at Birmingham-Southern	W, 8-3
03.25	at Louisville@	L, 0-14 (5)
03.25	vs. No. 1 Michigan@	L, 1-17 (5)
03.26	vs. Western Kentucky@	L, 3-6
03.31	at ETSU	L, 0-3
03.31	at ETSU	L, 2-3
04.09	Western Kentucky*	L, 0-1 (8)
04.09	Western Kentucky*	L, 3-4
04.10	Western Kentucky*	L, 1-3
04.10	Western Kentucky*	L, 1-4
04.16	North Texas*	L, 6-10
04.16	North Texas*	L, 0-2
04.17	North Texas*	L, 1-3
04.17	North Texas*	W, 1-0
04.20	Samford	L, 0-1
04.20	Samford	W, 5-4 (8)
04.23	at New Mexico State*	L, 0-6
04.24	at New Mexico State*	L, 2-3
04.24	at New Mexico State*	L, 0-6
04.24	at New Mexico State*	L, 3-6
04.30	FIU*	L, 0-2 (9)
04.30	FIU*	L, 1-5
05.01	FIU*	L, 0-2
05.01	FIU*	L, 3-5 (9)
05.07	at No. 13 Louisiana*	L, 0-9 (5)
05.07	at No. 13 Louisiana*	L, 0-8 (5)





05.08	at No. 13 Louisiana*	L, 0-9 (5)
05.08	at No. 13 Louisiana*	L, 0-8 (5)
05.12	vs. FIU^	L, 1-2
05.13	vs. North Texas^	L, 3-5

2006

Overall 19-42-1 Sun Belt 6-9
Home 9-11 Away 6-18-1 Neutral 4-13
Head Coach Leigh Podlesny

Date	Opponent	Result
02.14	at Evansville	L, 1-9 (6)
02.17	vs. Mercer%	L, 5-9 (8)
02.17	at No. 20 Auburn%	L, 2-5
02.18	vs. Lipscomb%	L, 3-9
02.18	vs. Jacksonville State%	L, 2-3 (9)
02.19	vs. Furman%	W, 3-1
02.22	at Belmont	L, 1-2
02.24	Lipscomb#	W, 4-3
02.25	UT-Martin#	L, 2-6
02.25	Syracuse#	L, 1-9 (5)
02.26	Loyola (Ill.)#	L, 3-7
02.28	at UT-Martin	W, 6-4 (8)
02.28	at UT-Martin	T, 1-1 (7 susp.)
03.01	Chattanooga	W, 3-0
03.01	Chattanooga	W, 5-3
03.03	vs. Tennessee Tech@	L, 1-3
03.03	at Chattanooga@	L, 1-2
03.04	vs. North Florida@	L, 5-7
03.04	vs. Bradley@	L, 3-4
03.05	vs. UT-Martin@	L, 4-5
03.05	vs. Indiana@	W, 4-1
03.09	vs. BYU&	L, 0-4
03.10	vs. Wisconsin&	L, 2-4
03.11	at No. 5 Stanford&	L, 1-13 (5)
03.11	vs. Miami (Ohio)&	W, 7-6
03.22	Southeast Missouri	L, 0-11 (6)
03.22	Southeast Missouri	L, 3-12
03.24	at Louisville\$	L, 0-4
03.25	vs. Eastern Michigan\$	L, 2-4
03.25	vs. No. 9 Michigan\$	L, 2-4
03.26	vs. Toledo\$	W, 9-1 (6)
03.28	at No. 22 Mississippi State	L, 3-9
03.28	at No. 22 Mississippi State	L, 1-13
03.29	Tennessee State	W, 13-5 (6)
03.29	Tennessee State	L, 3-4
04.05	at No. 23 Southern Illinois	L, 0-5
04.05	at No. 23 Southern Illinois	L, 2-10 (5)
04.08	at Western Kentucky*	W, 5-4 (8)
04.08	at Western Kentucky*	L, 3-7
04.09	at Western Kentucky*	L, 4-7
04.12	at Memphis	L, 0-2
04.12	at Memphis	W, 3-2
04.14	at North Texas*	W, 8-5
04.15	at North Texas*	L, 2-8
04.15	at North Texas*	W, 11-1 (6)
04.18	Tennessee Tech	W, 4-2
04.18	Tennessee Tech	W, 6-2
04.22	Troy*	W, 1-0
04.22	Troy*	W, 8-6 (13)
04.22	Troy*	L, 2-5
04.25	at Chattanooga	L, 1-2
04.25	at Chattanooga	L, 5-7
04.26	Austin Peay	L, 3-7
04.26	Austin Peay	W, 8-6
04.29	at FIU*	L, 4-7
04.29	at FIU*	W, 5-3
04.30	at FIU*	L, 0-3
05.06	No. 15 Louisiana*	L, 2-5
05.06	No. 15 Louisiana*	L, 0-10 (5)
05.06	No. 15 Louisiana*	L, 0-11 (5)
05.11	vs. Troy^	L, 1-4
05.12	vs. Troy^	L, 0-3

2007

Overall 30-30 Sun Belt 14-9
Home 13-14 Away 11-10 Neutral 6-6
Head Coach Leigh Podlesny

Date	Opponent	Result
02.09	at No. 7 LSU%	L, 2-6

02.09	vs. Missouri%	L, 3-8
02.10	vs. Centenary (La.)%	W, 6-0
02.10	vs. Memphis%	L, 0-1
02.11	at No. 7 LSU%	L, 0-2
02.16	vs. Virginia#	L, 10-11
02.16	vs. Temple#	W, 12-11
02.17	vs. Texas Tech#	L, 0-6
02.17	at No. 4 Arizona#	L, 3-7
02.18	vs. Virginia#	W, 11-2 (5)
02.23	Morehead State@	L, 3-4
02.23	Tennessee State@	L, 1-2
02.24	Belmont@	W, 8-6
02.24	Ball State@	W, 7-2
02.25	Ball State@	W, 13-9
03.02	vs. Wright State&	W, 9-0 (5)
03.02	vs. Winthrop&	L, 1-3 (8)
03.03	vs. San Jose State&	L, 1-3
03.03	vs. Purdue&	W, 5-4 (9)
03.04	vs. Morehead State&	W, 5-0
03.04	at No. 21 Georgia Tech&	L, 6-8
03.07	at No. 15 Louisiana*	L, 1-4
03.08	at No. 15 Louisiana*	W, 5-3
03.08	at No. 15 Louisiana*	W, 4-3
03.10	Troy*	L, 1-12 (6)
03.10	Troy*	W, 4-2
03.11	Troy*	W, 4-3 (9)
03.14	Jacksonville State	L, 1-8
03.14	Jacksonville State	L, 5-7 (8)
03.20	Southeast Missouri	W, 3-2 (12)
03.21	Bradley	W, 4-1
03.24	South Alabama*	L, 0-1
03.24	South Alabama*	W, 11-9 (9)
03.25	South Alabama*	L, 0-1
03.31	at ULM*	L, 3-11 (5)
04.01	at ULM*	W, 7-5
04.01	at ULM*	W, 3-0
04.04	Memphis	L, 2-11 (6)
04.04	Memphis	L, 1-2
04.07	North Texas*	W, 3-1
04.07	North Texas*	W, 3-0
04.08	North Texas*	L, 2-3
04.14	at FIU*	W, 5-0
04.14	at FIU*	W, 5-3
04.18	at Louisville	W, 6-3
04.19	at Austin Peay	W, 4-0
04.19	at Austin Peay	L, 3-4
04.25	at Tennessee State	L, 4-5 (8)
04.26	at Lipscomb	W, 8-5
04.26	at Lipscomb	L, 9-13
04.28	Florida Atlantic*	L, 1-2
04.28	Florida Atlantic*	W, 5-2
04.29	Florida Atlantic*	L, 0-2
05.05	at Western Kentucky*	L, 2-3
05.05	at Western Kentucky*	W, 5-3
05.06	at Western Kentucky*	W, 3-1
05.08	South Alabama^	W, 1-0
05.10	FIU^	W, 6-2
05.12	Florida Atlantic^	L, 0-1
05.12	Florida Atlantic^	L, 3-4

% - Easton Tiger Classic (Baton Rouge, La.)
- Worth Wildcat Classic (Tucson, Ariz.)
@ - MT Strikeout/Breast Cancer Classic (Murfreesboro, Tenn.)
& - Buzz Classic (Woodstock, Ga.)
* - Sun Belt Conference game
^ - SBC Championships (Murfreesboro, Tenn.)

2008

Overall 22-31 Sun Belt 11-12
Home 12-9 Away 9-16 Neutral 1-6
Head Coach Sue Nevar

Date	Opponent	Result
02.08	vs. Georgetown%	W, 2-1
02.08	vs. Mississippi%	L, 0-4
02.09	vs. Tennessee Tech%	L, 2-8
02.09	at Kennesaw State%	L, 1-7
02.15	vs. Georgia Tech#	L, 1-2
02.15	at No. 2 Alabama#	L, 0-6
02.16	vs. New Mexico#	L, 5-7
02.18	at No. 2 Alabama#	L, 1-7
02.23	UT-Martin@	W, 5-1
02.23	Belmont@	W, 12-1 (6)
02.24	No. 29 Southern Illinois@	W, 6-0

02.24	UT-Martin@	L, 2-4
02.28	Lipscomb	W, 3-2
02.28	Lipscomb	L, 3-4
03.04	at Troy*	W, 4-1
03.04	at Troy*	W, 11-0 (5)
03.05	at Troy*	L, 0-4
03.13	Evansville	L, 3-8
03.13	Evansville	L, 3-5
03.16	Louisiana*	L, 1-8
03.16	Louisiana*	L, 1-12 (6)
03.21	at South Alabama*	L, 0-2
03.21	at South Alabama*	L, 1-9 (5)
03.22	at South Alabama*	W, 5-2
03.26	Austin Peay	W, 8-2
03.26	Austin Peay	W, 11-3 (6)
03.29	ULM*	W, 2-1
03.30	ULM*	L, 4-5 (11)
03.30	ULM*	W, 11-3 (5)
04.05	at North Texas*	W, 8-4
04.05	at North Texas*	L, 4-13 (5)
04.06	at North Texas*	W, 4-3
04.09	at Southeast Missouri	L, 4-6
04.09	at Southeast Missouri	W, 5-3
04.10	at Chattanooga	L, 3-7
04.10	at Chattanooga	L, 2-7
04.12	FIU*	W, 4-0
04.12	FIU*	W, 3-1
04.13	FIU*	L, 5-6
04.15	at Jacksonville State	L, 1-6
04.15	at Jacksonville State	W, 7-4
04.16	at UT-Martin	L, 1-5
04.16	at UT-Martin	L, 0-1
04.23	at Tennessee Tech	W, 3-2
04.23	at Tennessee Tech	W, 3-2
04.26	at Florida Atlantic*	L, 4-5
04.26	at Florida Atlantic*	L, 0-4
04.27	at Florida Atlantic*	L, 6-8
05.02	Western Kentucky*	W, 6-2
05.02	Western Kentucky*	L, 3-5
05.03	Western Kentucky*	W, 6-3
05.07	vs. FIU^	L, 2-3
05.08	vs. Western Kentucky^	L, 1-2

% - Kennesaw State Classic (Kennesaw, Ga.)
- Crimson Classic (Tuscaloosa, Ala.)
@ - Middle Tennessee Classic (Murfreesboro, Tenn.)
* - Sun Belt Conference game
^ - SBC Championships (Troy, Ala.)

2009

Overall 14-34 Sun Belt 5-18
Home 6-11 Away 4-19 Neutral 4-4
Head Coach Sue Nevar

Date	Opponent	Result
02.07	vs. Virginia%	L, 3-6
02.07	at East Carolina%	L, 1-3
02.08	vs. Virginia%	L, 2-7
02.08	at East Carolina%	L, 2-3 (8)
02.17	Memphis	L, 2-10 (5)
02.17	Memphis	L, 5-12
02.20	at Auburn#	L, 0-4
02.21	vs. Winthrop#	W, 2-1
02.21	vs. Purdue#	W, 11-4
02.22	vs. Austin Peay#	W, 11-3 (6)
03.06	vs. Liberty@	W, 3-2
03.06	vs. Bethune-Cookman@	L, 3-4
03.07	vs. Liberty@	L, 2-5
03.08	at No. 25 Florida State@	L, 1-6
03.10	Troy*	L, 0-3
03.10	Troy*	L, 1-6
03.11	Troy*	L, 1-7
03.17	at Austin Peay	W, 5-0
03.17	at Austin Peay	L, 4-7
03.18	at No. 6 Tennessee	L, 5-6
03.21	South Alabama*	L, 0-10 (5)
03.21	South Alabama*	L, 0-8
03.22	South Alabama*	W, 1-0
03.24	Tennessee Tech	L, 3-4 (8)
03.28	at ULM*	L, 1-4
03.28	at ULM*	L, 1-2
03.29	at ULM*	L, 1-4
03.31	at No. 20 Louisiana*	L, 0-7
03.31	at No. 20 Louisiana*	L, 3-11 (5)



04.01	at No. 20 Louisiana*	L, 0-12 (5)
04.04	North Texas*	W, 1-0
04.04	North Texas*	W, 3-2
04.05	North Texas*	L, 1-3
04.10	at FIU*	L, 0-1 (9)
04.10	at FIU*	L, 1-5
04.11	at FIU*	L, 1-3
04.18	at No. 18 Louisville	L, 4-9
04.21	at Evansville	W, 4-0
04.21	at Evansville	L, 5-6 (12)
04.22	at Tennessee State	W, 12-0 (5)
04.22	at Tennessee State	W, 3-0
04.25	Florida Atlantic*	W, 5-3
04.25	Florida Atlantic*	L, 3-6
04.26	Florida Atlantic*	W, 5-2
04.28	Jacksonville State	W, 6-5 (10)
04.28	Jacksonville State	L, 5-9
05.02	at Western Kentucky*	L, 2-7
05.02	at Western Kentucky*	L, 3-11

2010

Overall 22-32 Sun Belt 7-17
Home 10-7 Away 6-17 Neutral 6-8
Head Coach Sue Nevar

Date	Opponent	Result
02.19	vs. Southern Illinois%	L, 1-8
02.19	at Kennesaw State%	L, 1-11 (5)
02.20	vs. Alabama State%	W, 5-3
02.20	vs. Western Illinois%	W, 3-0
02.21	vs. Mercer%	L, 4-8
03.03	at Troy*	L, 0-5
03.03	at Troy*	L, 2-4
03.04	at Troy*	L, 1-4
03.05	vs. Minnesota#	W, 10-2 (5)
03.05	vs. Elon#	L, 1-6
03.06	vs. Belmont#	W, 6-4
03.07	at No. 4 Georgia#	L, 0-8 (5)
03.13	vs. Boston College@	W, 6-4 (8)
03.13	vs. Radford@	L, 2-5
03.14	vs. Ball State@	L, 2-8
03.14	vs. Central Michigan@	W, 3-2
03.16	Evansville	W, 5-0
03.16	Evansville	W, 5-2
03.24	at Jacksonville State	W, 1-0 (10)
03.24	at Jacksonville State	L, 1-5
03.27	at South Alabama*	W, 2-0 (10)
03.27	at South Alabama*	W, 7-3
03.28	at South Alabama*	L, 0-6
03.31	at No. 19 Tennessee	L, 1-9 (5)
04.02	ULM*	W, 1-0
04.02	ULM*	L, 1-3
04.03	ULM*	L, 5-8
04.06	Louisiana*	W, 4-1
04.06	Louisiana*	L, 1-2 (8)
04.07	Louisiana*	L, 4-10
04.10	at North Texas*	L, 0-2
04.10	at North Texas*	L, 4-12 (5)
04.11	at North Texas*	W, 4-2
04.15	at Memphis	W, 3-0
04.15	at Memphis	L, 0-6
04.17	FIU*	L, 6-7 (9)
04.17	FIU*	L, 2-6
04.18	FIU*	L, 0-2
04.21	Tennessee State	W, 3-2
04.21	Tennessee State	W, 6-1
04.22	UT-Martin	W, 2-0
04.22	UT-Martin	W, 7-3
04.28	vs. Auburn	L, 0-8 (5)
04.29	at Western Kentucky*	L, 1-3
05.01	at Florida Atlantic*	L, 0-2
05.01	at Florida Atlantic*	L, 0-2
05.02	at Florida Atlantic*	L, 1-4
05.06	at Lipscomb	L, 4-7
05.06	at Lipscomb	L, 0-4
05.08	Western Kentucky*	W, 8-0 (6)
05.08	Western Kentucky*	W, 11-3 (5)
05.12	vs. Louisiana^	L, 1-3
05.13	at South Alabama^	W, 6-1
05.14	vs. ULM^	L, 0-1

2011

Overall 18-33 Sun Belt 8-16
Home 14-7 Away 1-17 Neutral 3-9

Head Coach Sue Nevar

Date	Opponent	Result
02.13	Murray State	W, 16-13
02.13	Murray State	L, 2-3
02.18	vs. Kentucky%	L, 0-13
02.18	at Florida State%	L, 3-10
02.19	vs. Georgia Southern%	L, 0-2
02.19	at Florida State%	L, 1-11 (5)
02.20	vs. Georgia Southern%	W, 9-7 (12)
02.25	vs. Marshall#	W, 3-2
02.25	vs. Murray State#	W, 16-8 (5)
02.26	vs. Georgia Southern#	L, 5-6
02.27	at Auburn#	L, 0-10 (5)
03.04	vs. Louisville@	L, 5-10
03.04	at Tennessee Tech@	L, 0-6
03.08	Bowling Green	W, 7-5
03.11	vs. Hofstra&	L, 2-3
03.11	vs. Michigan State&	L, 2-12 (5)
03.12	vs. Purdue&	L, 4-5
03.12	vs. Rutgers&	L, 0-2
03.15	at FIU*	L, 2-3 (8)
03.15	at FIU*	L, 2-3
03.16	at FIU*	L, 4-6
03.18	North Texas*	W, 5-4
03.18	North Texas*	W, 6-4
03.19	North Texas*	W, 4-1
03.23	Jacksonville State	W, 4-2
03.26	at ULM*	L, 8-9
03.26	at ULM*	L, 3-5
03.27	at ULM*	L, 12-15
03.29	Florida Atlantic*	W, 4-0
03.29	Florida Atlantic*	L, 3-6
03.30	Florida Atlantic*	L, 0-3
04.02	South Alabama*	W, 3-1
04.02	South Alabama*	L, 0-8
04.03	South Alabama*	L, 2-10 (6)
04.06	Lipscomb	W, 4-3
04.06	Lipscomb	W, 3-1
04.13	at Mississippi	L, 0-2
04.13	at Mississippi	W, 2-1
04.16	at Louisiana*	L, 0-11 (5)
04.16	at Louisiana*	L, 1-9 (6)
04.17	at Louisiana*	L, 0-8 (6)
04.22	Troy*	L, 2-4
04.22	Troy*	W, 4-1
04.23	Troy*	W, 2-1
04.28	Southeast Missouri	L, 2-3
04.28	Southeast Missouri	W, 7-3
05.04	Western Kentucky*	W, 3-2
05.07	at Western Kentucky*	L, 4-5 (8)
05.07	at Western Kentucky*	L, 1-4
05.11	at No. 25 Louisiana^	L, 3-10
05.12	vs. FIU^	L, 5-11 (8)

% - Garnet & Gold Games (Tallahassee, Fla.)
- War Eagle Classic (Auburn, Ala.)
@ - Tennessee Tech Combat Classic (Cookeville, Tenn.)
& - FAU Tournament
* - Sun Belt Conference game
^ - SBC Championships (Lafayette, La.)

2012

Overall 16-33 Sun Belt 5-18
Home 7-7 Away 4-20 Neutral 5-6
Head Coach Sue Nevar

Date	Opponent	Result
02.17	vs. Kansas^	L, 3-7
02.17	vs. Stony Brook^	L, 6-8
02.18	at Charlotte^	L, 4-5
02.18	vs. Kansas^	L, 3-6
02.25	vs. Wagner#	W, 6-3
02.25	vs. Lipscomb#	L, 0-8 (5)
02.26	vs. Virginia Tech#	W, 7-4
02.26	at College of Charleston#	W, 4-2
03.02	vs. Louisville!	L, 1-10 (5)
03.04	at Tennessee!	L, 3-6
03.04	vs. Murray State!	L, 4-6
03.10	vs. Drake+	W, 2-1
03.10	vs. Eastern Michigan+	W, 6-5
03.11	vs. Alabama State+	W, 3-0

03.11	at Lipscomb+	L, 6-8
03.14	Eastern Illinois	L, 1-2
03.14	Eastern Illinois	W, 3-2
03.17	at North Texas*	L, 2-10 (5)
03.17	at North Texas*	L, 4-8
03.18	at North Texas*	L, 3-7
03.21	Evansville	W, 5-2
03.21	Evansville	W, 1-0
03.24	ULM*	W, 4-0
03.25	ULM*	W, 6-4
03.25	ULM*	L, 2-8
03.27	at Jacksonville State	L, 7-8
03.27	at Jacksonville State	W, 10-2 (5)
03.31	at South Alabama*	L, 2-3
03.31	at South Alabama*	L, 3-4
04.01	at South Alabama*	L, 0-8 (5)
04.10	at Murray State	L, 2-5
04.10	at Murray State	L, 5-10
04.11	at Southeast Missouri	L, 2-8
04.11	at Southeast Missouri	L, 3-10
04.14	Louisiana*	L, 0-8 (5)
04.15	Louisiana*	L, 1-9 (5)
04.15	Louisiana*	L, 3-4
04.17	FIU*	L, 1-3
04.17	FIU*	L, 0-2
04.18	FIU*	W, 2-1 (9)
04.21	at Troy*	L, 4-5
04.21	at Troy*	L, 3-8
04.22	at Troy*	L, 5-6 (10)
04.24	at Western Kentucky*	W, 8-4
04.25	UT-Martin	W, 4-3
04.28	at Florida Atlantic*	L, 1-9 (5)
04.28	at Florida Atlantic*	W, 11-4
05.05	at Western Kentucky*	L, 0-4
05.05	at Western Kentucky*	L, 1-10 (6)

^ - Charlotte Classic (Charlotte, N.C.)
- Cougar Classic (Charleston, S.C.)
! - Tennessee Classic (Knoxville, Tenn.)
+ - Lady Bison Classic (Nashville, Tenn.)
* - Sun Belt Conference game

2013

Overall 7-47 Sun Belt 1-21
Home 6-17 Away 1-16 Neutral 0-14
Head Coach Jeff Breeden

Date	Opponent	Result
02.15	vs. Campbell#	L, 2-10 (6)
02.15	vs. Northwestern#	L, 1-8
02.16	at No. 13 Georgia#	L, 1-13 (5)
02.16	vs. Northwestern#	L, 1-5
02.17	vs. Campbell#	L, 6-11
02.22	vs. UT-Martin\$	L, 2-7
02.22	vs. Drake\$	L, 2-3
02.23	vs. Mississippi Valley\$	L, 2-11 (5)
02.23	vs. McNeese St.\$	L, 3-6
02.24	at Ole Miss\$	L, 0-11 (5)
03.01	at Auburn%	L, 3-7
03.01	vs. Minnesota%	L, 0-8 (5)
03.03	vs. Charlotte%	L, 6-8 (9)
03.06	Troy*	W, 7-5
03.06	Troy*	L, 0-5
03.08	vs. James Madison^	L, 0-13 (5)
03.08	vs. Georgetown^	L, 2-4
03.09	vs. James Madison^	L, 2-8
03.09	at Coastal Carolina^	L, 0-10 (6)
03.10	at Coastal Carolina^	L, 0-2
03.13	Auburn	L, 2-5
03.14	Eastern Kentucky	W, 2-1
03.14	Eastern Kentucky	L, 1-5
03.16	at FIU*	L, 1-6
03.16	at FIU*	L, 4-12 (6)
03.17	at FIU*	L, 2-11 (5)
03.19	Florida Atlantic*	L, 2-13 (5)
03.19	Florida Atlantic*	L, 3-5
03.20	Florida Atlantic*	L, 3-5
03.27	Austin Peay	W, 7-5
03.37	Austin Peay	W, 3-2 (8)
03.29	at ULM*	L, 1-2
03.29	at ULM*	L, 6-7 (8)
04.03	WKU*	L, 1-6
04.06	South Alabama*	L, 1-9
04.06	South Alabama*	L, 3-13 (6)





Table with columns: Date, Opponent, Result. Rows include South Alabama*, at Evansville, at Louisiana*, No. 17 Kentucky, North Texas*, etc.

- Georgia Softball Classic (Athens, Ga.)
\$ - Red and Blue Classic (Oxford, Miss.)
% - War Eagle Classic (Auburn, Ala.)
^ - Chanticleer Challenge (Myrtle Beach, S.C.)
& - Neutral Site Game (Irondale, Ala.)
* - Sun Belt Conference game

2014

Overall 10-45 Conference USA 2-21
Home 2-13 Away 4-17 Neutral 4-15
Head Coach Jeff Breeden

Table with columns: Date, Opponent, Result. Rows include vs. Kennesaw State#, vs. Memphis#, vs. North Florida#, etc.

Table with columns: Date, Opponent, Result. Rows include Florida Atlantic*, Florida Atlantic*, Florida Atlantic*

- Troy Subway Invitational (Troy, Ala.)
\$ - Holiday Inn Classic (Orlando, Fla.)
! - Frost Classic (Chattanooga, Tenn.)
^ - Eagle Classic (Statesboro, Ga.)
& - Neutral Site Game (Columbia, Tenn.)
* - C-USA Game

2015

Overall 22-29 Conference USA 5-19
Home 5-12 Away 8-12 Neutral 9-5
Head Coach Jeff Breeden

Table with columns: Date, Opponent, Result. Rows include at Mississippi State#, vs. Saint Louis#, vs. Mississippi Valley State#, etc.

- Mississippi State Tournament (Starkville, Miss.)
\$ - Dot Richardson Classic (Clermont, Fla.)
! - Ole Miss Red and Blue Classic (Oxford, Miss.)

^ - USF Under Armour Classic (Clearwater, Fla.)
& - Neutral Site Game (Decatur, Ala.)
* - C-USA Game

2016

Overall 23-31 Conference USA 5-10
Home 5-10 Away 11-13 Neutral 7-8
Head Coach Jeff Breeden

Table with columns: Date, Opponent, Result. Rows include vs. Michigan State#, at FGCU#, vs. Memphis#, etc.

#-FGCU Kickoff Classic sponsored by Four Points Sheraton (Fort Myers, Fla.)
@-Black & Gold Tournament (Montgomery, Ala.)
^ - Central Arkansas Invitational (Conway, Ark.)
%-UCF Tournament (Orlando, Fla.)
*-Conference USA Game

2017

Overall 19-30 Conference USA 6-18
Home 6-11 Away 6-15 Neutral 7-4
Head Coach Jeff Breeden

Table with columns: Date, Opponent, Result. Rows include vs. No. 15 Tennessee#, at Georgia Southern#, vs. TN Tech#, etc.



02.12	at Georgia Southern#	W, 11-1 (6)
02.17	vs. Southeast Missouri State%	W, 8-4
02.17	vs. Morehead State%	Canceled
02.18	vs. UT Arlington%	L, 0-1
02.18	at Southeastern Louisiana%	L, 5-6
02.19	vs. Alcorn State%	W, 10-2 (6)
02.21	at Austin Peay	Postponed
02.24	vs. Stephen F. Austin\$	L, 0-3
02.25	vs. Texas A&M - CCS	W, 4-0
02.25	vs. (RV) South Alabama\$	L, 0-1
02.26	vs. Texas A&M - CCS	W, 2-1
03.01	vs. Austin Peay	Postponed
03.03	vs. Saint Mary's (CA)^	L, 4-5
03.03	at Cal Poly^	L, 0-3
03.04	vs. Saint Mary's (CA)^	W, 8-0 (6)
03.04	at Cal Poly^	L, 1-2 (8)
03.05	vs. Sacred Heart^	Canceled
03.11	vs. WKU*	L, 0-3
03.12	vs. WKU*	L, 4-6
03.12	vs. WKU*	L, 0-2
03.14	vs. Austin Peay	Postponed
03.15	vs. No. 4/5 Auburn	Canceled
03.18	at UTEP*	L, 6-7
03.18	at UTEP*	W, 5-2
03.18	at UTEP*	L, 7-10
03.22	at Tennessee State	L, 4-7
03.24	vs. (RV) FIU*	L, 0-3
03.25	vs. (RV) FIU*	L, 1-2
03.25	vs. (RV) FIU*	L, 0-3
03.29	at UT Martin	L, 3-5
04.01	at LA Tech*	L, 0-4
04.01	at LA Tech*	W, 3-1
04.02	at LA Tech*	W, 9-8 (8)
04.05	at Belmont	L, 1-6
04.11	at Austin Peay	Canceled
04.12	vs. Alabama State	W, 2-0
04.12	vs. Alabama State	L, 3-6
04.14	at FAU*	L, 4-5 (9)
04.14	at FAU*	L, 2-3
04.15	at FAU*	W, 2-1 (9)
04.18	vs. Alabama A&M	Postponed
04.18	vs. Alabama A&M	Postponed
04.19	vs. Belmont	W, 2-0
04.22	vs. UAB*	W, 3-1
04.23	vs. UAB*	Postponed
04.23	vs. UAB*	Postponed
04.25	vs. Alabama A&M	W, 1-0 (8)
04.25	vs. Alabama A&M	W, 2-0
04.26	vs. Austin Peay	Canceled
04.26	vs. Tennessee State	Canceled
04.29	vs. No. 25 Marshall*	L, 0-8
04.29	vs. No. 25 Marshall*	L, 1-3
04.30	vs. No. 25 Marshall*	L, 0-2
05.03	vs. UAB*	L, 1-3
05.03	vs. UAB*	W, 4-2
05.06	at Charlotte*	L, 6-7
05.06	at Charlotte*	L, 6-8
05.07	at Charlotte*	L, 2-3

- Eagle Round Robin (Statesboro, Ga.)

% - Southeastern Louisiana State Tournament (Hammond, La.)

\$ - South Alabama Tournament (Mobile, Ala.)

* - Conference USA Game

2018

Overall 39-22 Conference USA 11-11

Home 12-5 Away 8-11 Neutral 19-6

Head Coach Jeff Breeden

CUSATournament Champion

Date	Opponent	Result
02.09	vs. Cal Poly#	L, 1-6
02.09	at No. 4 UCLA#	L, 0-11 (5)
02.10	vs. Rutgers#	L, 0-7
02.10	vs. Utah State#	W, 3-2
02.11	vs. Maryland#	L, 1-2
02.11	vs. UC Riverside#	W, 2-1
02.16	vs. Holy Cross%	W, 4-2
02.16	vs. Fort Wayne%	W, 9-2
02.17	vs. Akron%	W, 5-0

02.17	vs. UT-Martin%	W, 3-0
02.18	vs. Nicholls State%	W, 4-0
02.23	vs. McNeese State\$	L, 5-8
02.24	vs. Eastern Michigan\$	W, 7-5
02.24	vs. Kent State\$	W, 11-3 (5)
02.25	vs. Marist\$	W, 8-0 (6)
02.25	vs. Rhode Island\$	W, 6-0
02.28	vs. Austin Peay	Postponed
03.02	vs. Presbyterian^	W, 4-0
03.02	at North Florida^	W, 1-0 (8)
03.03	vs. Campbell^	L, 1-4
03.03	vs. Iowa State^	W, 4-1
03.04	vs. Presbyterian^	W, 10-6
03.06	vs. Alabama A&M	W, 11-3 (5)
03.10	vs. Louisiana Tech*	L, 1-2
03.10	vs. Louisiana Tech*	L, 1-7
03.11	vs. Louisiana Tech*	W, 4-1
03.14	vs. Rhode Island	W, 10-1 (5)
03.17	at WKU*	W, 7-5
03.17	at WKU*	L, 6-8
03.18	at WKU*	W, 5-2 (8)
03.21	at Belmont	Postponed
03.24	vs. Charlotte*	W, 1-0
03.24	vs. Charlotte*	W, 4-2
03.25	vs. Charlotte*	L, 1-4
03.27	vs. Tennessee State	W, 7-1
03.30	at UAB*	L, 2-3
03.30	at UAB*	L, 0-1 (8)
03.31	at UAB*	W, 4-3
04.02	vs. Austin Peay	W, 3-2
04.04	vs. UT-Martin	L, 1-4
04.06	at No. 20 Kentucky	L, 1-12 (5)
04.06	at No. 20 Kentucky	L, 1-10 (6)
04.10	at Belmont	W, 7-2
04.11	at Austin Peay	W, 8-2
04.14	at FIU*	L, 3-4
04.14	at FIU*	L, 2-7
04.15	at FIU*	W, 5-3
04.18	vs. Belmont	W, 9-8
04.21	vs. FAU*	W, 6-1
04.21	vs. FAU*	L, 3-4
04.22	vs. FAU*	Canceled
04.25	at Tennessee State	W, 3-1
04.28	vs. UTEP*	W, 7-0
04.28	vs. UTEP*	W, 7-2
04.29	vs. UTEP*	W, 5-2
05.05	at Marshall*	Canceled
05.06	at Marshall*	L, 6-8
05.06	at Marshall*	L, 2-3
05.09	vs. North Texas@	W, 1-0
05.09	vs. FIU@	W, 4-0
05.10	vs. UAB@	W, 11-6
05.11	vs. FAU@	W, 7-5
05.12	vs. FAU@	W, 7-6
05.18	at No. 12 Alabama+	L, 0-8 (6)
05.19	vs. Oregon State+	L, 0-4

- Stacy Winsberg Memorial Tournament (Los Angeles, Calif.)

% - Black & Gold Tournament (Montgomery, Ala.)

\$ - EMU Madeira Beach Spring Invitational II (Madeira Beach, Fla.)

* - Conference USA Game

@ - C-USA Championships (Charlotte, N.C.)

+ - NCAA Tournament (Tuscaloosa, Ala.)

2019

Overall 29-30 Conference USA 11-13

Home 8-9 Away 8-8 Neutral 13-13

Head Coach Jeff Breeden

Date	Opponent	Result
02.08	vs. Valparaiso#	W, 4-1 (8)
02.08	at No. 24 Mississippi State#	L, 2-8
02.09	vs. Stephen F. Austin#	L, 1-7
02.09	vs. Stephen F. Austin#	L, 1-2
02.10	vs. Valparaiso#	W, 4-2
02.15	vs. Grand Canyon%	W, 7-5
02.15	at San Diego State%	L, 1-2
02.16	vs. UC Santa Barbara%	W, 2-1
02.16	vs. Northern Illinois%	L, 2-13 (6)
02.17	vs. Northern Illinois%	W, 2-1 (8)
02.22	vs. Purdue\$	L, 3-12 (5)

02.22	vs. Colgate\$	L, 1-2
02.23	vs. Siena\$	W, 14-3
02.24	vs. Albany\$	W, 4-2
02.24	vs. South Dakota\$	L, 1-3
02.07	Austin Peay	L, 6-10
03.01	vs. Penn^	W, 3-0
03.01	vs. Bethune-Cookman^	W, 6-2 (10)
03.02	vs. Iowa^	W, 8-6
03.02	vs. USF^	W, 2-1
03.03	vs. No. 13 South Carolina^	L, 4-6
03.03	vs. Furman^	L, 0-4
03.06	Wright State	W, 3-0
03.06	Wright State	W, 8-0 (5)
03.12	vs. No. 6 Tennessee&	L, 0-8 (6)
03.13	Belmont	W, 4-3
03.16	at UTSA*	L, 4-5
03.16	at UTSA*	L, 5-6
03.17	at UTSA*	W, 11-9
03.21	Maine	L, 1-2
03.23	FIU*	W, 8-0
03.23	FIU*	W, 2-1
03.24	FIU*	W, 5-0
03.27	at Tennessee State	W, 9-2
03.30	at Charlotte*	W, 6-5
03.30	at Charlotte*	L, 2-9
03.31	at Charlotte*	W, 7-4
04.03	at UT-Martin	W, 2-0
04.06	UAB*	W, 6-5
04.06	UAB*	L, 1-3
04.13	at Florida Atlantic*	W, 6-3
04.13	at Florida Atlantic*	W, 9-3
04.14	at Florida Atlantic*	L, 6-8
04.22	WKU*	L, 0-8
04.22	WKU*	L, 3-14
04.23	WKU*	L, 4-6
04.27	Marshall*	L, 0-12
04.27	Marshall*	L, 2-8
04.28	Marshall*	L, 0-5
05.02	UAB*	W, 5-4
05.04	at North Texas*	L, 0-1
05.04	at North Texas*	W, 4-2
05.05	at North Texas*	L, 2-6
05.08	vs. UTEP@	W, 4-3
05.08	vs. WKU@	W, 1-0
05.09	vs. Louisiana Tech@	L, 0-10 (5)
05.10	vs. North Texas@	L, 2-4
05.16	vs. McNeese State+	L, 3-7
05.17	vs. Stephen F. Austin+	L, 0-4

- Bulldog Kickoff Classic (Starkville, Miss.)

% - Cambell/Cartier Classic (San Diego, Calif.)

\$ - Madeira Beach College Invitational (Madeira Beach, Fla.)

& - Midstate Classic (Columbia, Tenn.)

* - Conference USA Game

@ - C-USA Championships (Birmingham, Ala.)

+ - National Invitational Softball Championship (Nacogdoches, Texas)

2020 *

Overall 15-13 Conference USA 0-3

Home 2-1 Away 0-4 Neutral 13-8

Head Coach Jeff Breeden

Date	Opponent	Result
02.06	at Cal State Fullerton (RV) #	L, 5-13 (6)
02.07	vs. UC Riverside #	W, 7-5
02.07	vs. Utah State #	W, 9-4
02.08	vs. Loyola Marymount #	L, 4-5
02.08	vs. San Jose State (RV) #	L, 1-2
02.09	vs. Pacific #	W, 4-2
02.14	vs. Southern Illinois %	W, 3-1
02.14	vs. Central Arkansas %	L, 0-3
02.15	vs. Nicholls State %	W, 11-2 (6)
02.15	vs. Butler %	L, 3-5
02.16	vs. Mercer %	L, 6-10
02.19	No. 13 Kentucky	L, 0-9 (6)
02.21	vs. McNeese State ^	L, 0-8 (6)
02.21	vs. Southeastern Louisiana ^	L, 0-5
02.22	vs. Northwestern State ^	W, 2-1
02.22	vs. Nicholls State ^	W, 9-4





Table with columns for date, opponent, and result. Includes games against Houston Baptist, South Alabama, Miami, Seton Hall, Sacred Heart, Incarnate Word, Buffalo, Alabama State, Western Kentucky, Tennessee State, Charlotte, Marshall, UT-Martin, Florida Atlantic, Tennessee Tech, FIU, Murray State, North Texas, UTSA, and Marshall.

#-Titan Classic (Fullerton, Calif.)
%-The Spring Games (Madeira Beach, Fla.)
^Mardi Gras Mambo (Youngsville, La.)
*-Conference USA game

*- Season suspended on 3/12/20 and canceled on 3/16/20 by C-USA due to COVID-19 pandemic

2021

Overall 26-22 Conference USA 11-8
Home 15-7 Away 5-7 Neutral 6-8
Head Coach Jeff Breeden

Table with columns for Date, Opponent, and Result. Includes games against New Mexico State, (RV) Liberty, Pitt, (RV) Liberty, New Mexico State, Evansville, UT-Martin, Alabama A&M, Evansville, Alabama State, SIU Edwardsville, No. 20 Missouri, Northwestern State, South Alabama, No. 20 Missouri, Stetson, Toledo, Florida Gulf Coast, New Mexico State, Central Michigan, North Dakota, Dayton, North Dakota State, Illinois State, North Dakota State, Dayton, and Austin Peay.

Table with columns for date, opponent, and result. Includes games against Western Illinois, Mercer, Western Illinois, Mercer, Jacksonville State, Georgia Tech, Georgia Tech, Georgia Tech, Murray State, at Charlotte, at Charlotte, at Charlotte, at Jacksonville State, Marshall, Marshall, Marshall, Marshall, (RV) WKU, (RV) WKU, (RV) WKU, at Florida Atlantic, at Florida Atlantic, at Florida Atlantic, at Florida Atlantic, at Austin Peay, FIU, FIU, FIU, FIU, UTSA, and UTSA.

#-The Spring Games (Leesburg, Fla.)
%-Alabama State Classic (Montgomery, Ala.)
\$-South Alabama Jaguar Classic (Mobile, Ala.)
^M-TSU Invitational (Murfreesboro, Tenn.)
*-Conference USA game
@-C-USA Championship (Bowling Green, Ky.)

2022

Overall 19-34 Conference USA 6-18
Home 8-12 Away 4-13 Neutral 7-9
Head Coach Jeff Breeden

Table with columns for Date, Opponent, and Result. Includes games against Stanford, San Diego State, Boise State, Cal Poly, Illinois-Chicago, Evansville, No. 8 Virginia Tech, No. 2 Alabama, Evansville, No. 2 Alabama, Murray State, Mercer, Murray State, Mercer, Albany, Georgetown, Central Michigan, Long Island, Radford, Georgia Southern, Georgia Tech, Northern Iowa, UT Martin, Illinois State, Chattanooga, Austin Peay, Southern Miss, Southern Miss, Southern Miss, Tennessee State, at Marshall, at Marshall, Mississippi State, Florida Atlantic, and Florida Atlantic.

Table with columns for date, opponent, and result. Includes games against Florida Atlantic, Murray State, at FIU, at FIU, Charlotte, Charlotte, Belmont, at UTEP, at UTEP, at UTEP, Louisiana Tech, Louisiana Tech, Louisiana Tech, at WKU, at WKU, and at WKU.

#-SDSU Season Kickoff (San Diego, Cal.)
%-Easton Bama Bash (Tuscaloosa, Ala.)
\$-Mercer Invitational (Macon, Ga.)
@-The Spring Games (Madeira Beach Fla.)
^M-TSU Invitational (Murfreesboro, Tenn.)
*-Conference USA game

2023

Overall 42-20 Conference USA 16-11
Home 14-6 Away 13-9 Neutral 15-5
Head Coach Jeff Breeden
CUSA Tournament Champions
NCA Tuscaloosa Regional

Table with columns for Date, Opponent, and Result. Includes games against UC Riverside, Montana, UC Riverside, Fresno State, Montana, Florida Gulf Coast, Boston College, Florida Gulf Coast, Boston College, Lipscomb, North Carolina A&T, Georgia Southern, North Carolina A&T, Georgia Southern, Yale, Coastal Carolina, Georgetown, LIU, UAlbany, Southern Illinois, Green Bay, Appalachian State, Western Illinois, Western Illinois, Southeast Missouri State, UAB, UAB, UAB, at LA Tech, at LA Tech, at LA Tech, FAU, FAU, Murray State, Charlotte, Charlotte, Charlotte, at Austin Peay, Western Kentucky, Western Kentucky, Western Kentucky, Tennessee State, at FIU, at FIU, at FIU, UTSA, UTSA, UTSA, at North Texas, at North Texas, at North Texas, at LA Tech, vs. North Texas, vs. Western Kentucky, vs. FAU, vs. Charlotte, vs. North Texas, and vs. Central Arkansas.



SERIES RESULTS

05.20 at Alabama * L, 12-5
 05.20 vs. Central Arkansas * W, 3-0
 05.21 at Alabama * W, 4-1
 05.21 at Alabama * L, 1-0

AKRON

Blue Raiders lead, 1-0
 H: 0-0 • A: 0-0 • N: 1-0

02.17.18 W, 5-0 N

ALABAMA

Crimson Tide lead, 12-1
 H: 0-0 • A: 1-9 • N: 0-3

03.28.98 L, 3-4 N
 03.15.05 L, 1-9 (6) A
 03.15.05 L, 2-9 A
 02.15.08 L, 0-6 A
 02.18.08 L, 1-7 A
 02.08.14 L, 1-9 N
 04.08.15 L, 0-11 (5) N
 05.18.18 L, 0-8 (6) A
 02.19.22 L, 0-8 (5) A
 02.20.22 L, 1-9 (6) A
 05.20.23 L, 5-12 A
 05.21.23 W, 4-1 A
 05.21.23 L, 0-1 A

ALABAMA A&M

Blue Raiders lead, 8-0
 H: 5-0 • A: 3-0 • N: 0-0

03.11.99 W, 5-0 A
 03.11.99 W, 25-0 (5) A
 03.27.01 W, 16-0 (5) H
 03.27.01 W, 4-0 H
 03.09.16 W, 9-4 A
 04.25.17 W, 1-0 (8) H
 04.25.17 W, 2-0 H
 03.06.18 W, 11-3 (5) H

ALABAMA STATE

Blue Raiders lead, 11-1
 H: 1-1 • A: 4-0 • N: 6-0

02.19.99 W, 5-0 N
 02.20.99 W, 14-0 (5) N
 02.18.00 W, 12-1 N
 02.19.00 W, 14-2 (5) N
 02.20.10 W, 5-3 N
 03.11.12 W, 3-0 N
 04.27.15 W, 11-2 (5) A
 04.27.15 W, 9-4 A
 02.20.16 W, 9-0 (6) A
 03.08.16 W, 5-4 A
 04.12.17 W, 2-0 H
 04.12.17 L, 3-6 H

ALBANY

Series tied, 1-1
 H: 0-0 • A: 0-0 • N: 1-1

02.24.19 W, 4-2 N
 03.04.22 L, 2-3 N

ALCORN STATE

Blue Raiders lead, 1-0
 H: 0-0 • A: 0-0 • N: 1-0

02.19.17 W, 10-2 (6) N

APPALACHIAN STATE

Blue Raiders lead, 1-0
 H: 0-0 • A: 0-0 • N: 1-0

03.23.02 W, 2-1 N

ARIZONA

Wildcats lead, 2-0
 H: 0-0 • A: 0-2 • N: 0-0

05.18.00 L, 8-0 (6) A
 02.16.07 L, 3-7 A

ARMY WEST POINT

Blue Raiders lead, 3-2
 H: 0-0 • A: 0-0 • N: 3-2

03.14.94 L, 2-5 (6) N
 03.20.95 W, 2-0 N
 03.23.95 W, 5-1 (6) N
 03.17.97 W, 7-1 (6) N
 03.15.98 L, 3-4 N

ATHENS STATE

Bears lead, 2-0
 H: 0-2 • A: 0-0 • N: 0-0

04.20.93 L, 1-11 H
 04.20.93 L, 3-13 H

AUBURN

Tigers lead, 12-2
 H: 0-2 • A: 0-3 • N: 2-7

03.28.97 W, 10-5 N
 02.26.99 L, 2-3 (10) N
 02.28.99 L, 1-2 N
 03.08.02 W, 9-3 N
 03.10.02 L, 0-6 N
 04.22.02 L, 4-10 (8) H
 03.04.05 L, 1-13 N
 03.04.05 L, 0-7 N
 02.17.06 L, 5-9 (8) N
 02.20.09 L, 0-4 A
 04.28.10 L, 0-8 (5) N
 02.27.11 L, 0-10 (5) A
 03.01.13 L, 3-7 A
 03.13.13 L, 2-5 H

AUSTIN PEAY

Blue Raiders lead, 36-18
 H: 17-6 • A: 13-7 • N: 4-5

03.11.93 L, 1-2 A
 03.11.93 L, 1-2 A
 04.17.93 L, 3-6 H
 04.25.93 L, 0-1 N
 02.25.94 L, 2-3 (8) N
 02.26.94 W, 4-3 N
 04.08.94 L, 1-3 H
 04.09.94 L, 2-5 H
 04.23.94 W, 3-0 A
 03.28.95 L, 1-3 A
 03.28.95 W, 6-4 A
 04.10.95 L, 0-1 H
 04.10.95 W, 8-7 (9) H
 04.29.95 L, 1-2 N
 03.27.96 W, 3-1 H
 03.27.96 W, 16-5 (5) H
 05.04.96 W, 2-0 H
 04.08.97 W, 11-2 (6) H
 04.08.97 W, 8-7 (9) H

05.04.97 L, 1-3 N
 03.03.98 L, 1-2 A
 03.03.98 W, 4-1 A
 05.03.98 L, 3-4 N
 04.06.99 W, 8-0 (5) H
 04.06.99 W, 1-0 H
 04.20.99 W, 5-0 A
 04.20.99 W, 10-1 A
 05.01.99 W, 11-3 (6) N
 04.27.00 W, 4-1 H
 04.17.01 W, 5-1 H
 04.17.01 W, 7-0 H
 03.04.03 W, 8-0 (6) A
 04.17.03 W, 5-2 H
 04.17.03 W, 3-0 H
 04.15.04 W, 12-5 A
 04.15.04 W, 8-6 A
 04.26.06 L, 3-7 H
 04.26.06 W, 8-6 H
 04.19.07 W, 4-0 A
 04.19.07 L, 3-4 A
 03.26.08 W, 8-2 H
 03.26.08 W, 11-3 (6) H
 02.22.09 W, 11-3 (6) N
 03.17.09 W, 5-0 A
 03.17.09 L, 4-7 A
 04.09.14 L, 0-8 (6) A
 02.08.15 W, 8-5 N
 03.13.16 W, 6-0 A
 04.12.16 W, 3-2 H
 04.02.18 W, 3-2 H
 04.11.18 W, 8-2 A
 02.27.19 L, 6-10 H
 04.28.21 W, 3-2 A
 03.16.22 W, 4-2 H

BALL STATE

Blue Raiders lead, 6-2
 H: 4-0 • A: 0-0 • N: 2-2

03.13.04 W, 13-7 N
 03.14.04 W, 9-6 N
 03.20.04 L, 8-10 N
 02.24.07 W, 7-2 H
 02.25.07 W, 13-0 H
 03.14.10 L, 2-8 N
 03.27.13 W, 7-5 H
 03.27.13 W, 3-2 (8) H

BELLARMINE

Series tied, 1-1
 H: 1-1 • A: 0-0 • N: 0-0

03.18.93 L, 4-8 H
 03.18.93 W, 7-0 H

BELMONT

Blue Raiders lead, 28-7
 H: 14-3 • A: 12-3 • N: 2-1

03.31.93 L, 1-7 A
 03.31.93 L, 0-16 A
 04.17.98 W, 6-0 N
 03.09.99 W, 7-4 A
 03.09.99 W, 6-1 A
 02.23.00 W, 5-1 A
 02.23.00 W, 8-4 A
 03.03.00 W, 5-4 H
 03.05.00 W, 1-0 H
 03.02.01 W, 8-2 H
 03.10.01 W, 1-0 (8) H
 03.10.01 W, 2-0 H





03.23.02	L, 1-3	N
03.03.03	W, 8-2	A
03.03.03.	W, 5-1	A
02.18.04	W, 10-0 (6)	H
02.18.04	W, 9-1 (5)	H
02.22.06	W, 4-3	A
02.24.07	W, 8-6	H
02.23.08	W, 12-1 (6)	H
03.06.10	W, 6-4	N
05.02.13	W, 3-2	H
05.02.13	L, 1-3	H
05.01.14	W, 3-1 (9)	A
05.01.14	W, 4-3 (8)	A
04.01.15	W, 6-5	A
04.15.15	W, 10-0 (5)	H
04.13.16	W, 11-6	A
04.26.16	L, 5-6	H
04.05.17	L, 1-6	A
04.19.17	W, 2-0	H
04.10.18	W, 7-2	A
04.18.18	W, 9-8	H
03.13.19	W, 4-3	H
04.20.22	L, 0-4	H

BETHUNE-COOKMAN

Series tied, 1-1
H: 0-0 • A: 0-0 • N: 1-1

03.06.09	L, 3-4	N
03.01.19	W, 6-2 (10)	N

BIRMINGHAM-SOUTHERN

Blue Raiders lead, 5-1
H: 2-0 • A: 3-1 • N: 0-0

04.06.04	W, 4-0	A
04.06.04	W, 5-1	A
04.22.04	W, 3-2	H
04.22.04	W, 7-0	H
03.23.05	L, 1-8	A
03.23.05	W, 8-3	A

BOISE STATE

Broncos lead, 2-0
H: 0-0 • A: 0-0 • N: 0-2

02.11.22	L, 0-4	N
02.12.22	L, 1-8	N

BOSTON COLLEGE

Blue Raiders lead, 1-0
H: 0-0 • A: 0-0 • N: 1-0

03.13.10	W, 6-4 (8)	N
----------	------------	---

BOWLING GREEN

Blue Raiders lead, 1-0
H: 1-0 • A: 0-0 • N: 0-0

03.08.11	W, 7-5	H
----------	--------	---

BRADLEY

Braves lead, 4-2
H: 1-0 • A: 0-0 • N: 1-4

03.14.94	L, 0-1 (6)	N
03.18.94	L, 1-3 (8)	N
03.20.97	L, 0-5 (6)	N
02.24.02	W, 5-2	N
03.04.06	L, 3-4	N
03.21.07	W, 4-1	H

BUTLER

Series tied, 1-1
H: 0-0 • A: 0-0 • N: 1-1

03.27.99	W, 6-1	N
02.15.20	L, 3-5	N

BYU

Cougars lead, 1-0
H: 0-0 • A: 0-0 • N: 0-1

03.09.06	L, 0-4	N
----------	--------	---

CAL STATE FULLERTON

Titans lead, 1-0
H: 0-0 • A: 0-1 • N: 0-0

02.06.20	L, 5-13 (6)	A
----------	-------------	---

CAL POLY

Mustangs lead, 3-1
H: 0-0 • A: 0-2 • N: 1-1

03.03.17	L, 0-3	A
03.04.17	L, 1-2 (8)	A
02.09.18	L, 1-6	N
02.12.22	W, 4-3	N

CAMPBELL

Fighting Camels lead, 4-0
H: 0-0 • A: 0-0 • N: 0-4

02.15.13	L, 2-10 (6)	N
02.17.13	L, 6-11	N
02.21.14	L, 3-6	N
03.03.18	L, 1-4	N

CANISIUS

Blue Raiders lead, 1-0
H: 0-0 • A: 0-0 • N: 1-0

03.29.97	W, 2-1	N
----------	--------	---

CARSON-NEWMAN

Series tied, 2-2
H: 2-2 • A: 0-0 • N: 0-0

04.04.94	W, 2-1	H
04.04.94	W, 3-2	H
02.27.96	L, 2-3	H
02.27.96	L, 2-3	H

CENTENARY (LA.)

Blue Raiders lead, 1-0
H: 0-0 • A: 0-0 • N: 1-0

02.10.07	W, 6-0	N
----------	--------	---

CENTRAL ARKANSAS

Bears lead, 3-0
H: 0-0 • A: 0-0 • N: 0-3

02.27.16	L, 5-7	N
02.28.16	L, 2-10 (5)	N
02.14.20	L, 0-3	N

CENTRAL MICHIGAN

Blue Raiders lead, 3-0
H: 0-0 • A: 0-0 • N: 3-0

03.14.10	W, 3-2	N
03.07.21	W, 2-1	N
03.05.22	W, 7-5 (8)	N

CHARLESTON

Series tied, 1-1
H: 0-0 • A: 1-0 • N: 0-1

02.22.04	L, 2-10 (5)	N
02.26.12	W, 4-2	A

CHARLESTON SOUTHERN

Blue Raiders lead, 1-0

H: 0-0 • A: 0-0 • N: 1-0

03.18.01	W, 7-5	N
----------	--------	---

CHARLOTTE

49ers lead, 21-8
H: 3-6 • A: 4-14 • N: 1-1

02.18.12	L, 4-5	A
03.03.13	L, 6-8 (9)	N
03.30.14	L, 1-3	A
03.30.14	L, 5-10	A
04.03.15	L, 1-7	A
04.03.15	L, 2-3	A
04.04.15	W, 10-2 (5)	A
04.30.16	L, 5-9	H
04.30.16	L, 1-5	H
05.01.16	L, 3-8 (10)	H
05.06.17	L, 6-7	A
05.06.17	L, 6-8	A
05.07.17	L, 2-3	A
03.24.18	W, 1-0	H
03.24.18	W, 4-2	H
03.25.18	L, 1-4	H
03.30.19	W, 6-5	A
03.30.19	L, 2-9	A
03.31.19	W, 7-4	A
04.01.21	L, 5-9 (8)	A
04.02.21	L, 1-3	A
04.02.21	W, 8-3 (8)	A
04.03.21	L, 2-7	H
04.03.21	L, 2-6	H
04.03.21	W, 3-2	H
04.06.23	L, 2-4	A
04.06.23	L, 5-9	A
05.12.23	W, 6-5	N

CHATTANOOGA

Mocs lead, 20-2
H: 2-6 • A: 0-14 • N: 0-0

04.03.96	L, 2-5	A
04.03.96	L, 0-8 (5)	A
04.15.96	L, 1-6	H
04.15.96	L, 0-2	H
04.21.98	L, 1-3	A
04.21.98	L, 3-4	A
04.25.02	L, 1-3	H
04.25.02	L, 0-1	H
03.26.03	L, 0-1	A
03.26.03	L, 12-13 (8)	A
03.01.06	W, 3-0	H
03.01.06	W, 5-3	H
03.03.06	L, 1-2	A
04.25.06	L, 1-2	A
04.25.06	L, 5-7	A
04.10.08	L, 3-7	A
04.10.08	L, 2-7	A
04.18.14	L, 3-9	A
04.19.14	L, 3-5	A
04.28.15	L, 2-4	H
04.06.16	L, 5-8	A
03.11.22	L, 1-3	H

COASTAL CAROLINA

Blue Raiders lead, 7-4
H: 0-0 • A: 1-3 • N: 6-1

04.15.95	W, 1-0	N
04.27.96	L, 4-5	N
04.28.96	W, 1-0	N
02.27.99	W, 5-2	N
03.16.99	L, 2-3	A
03.17.99	W, 3-2	A
02.25.00	W, 1-0	N
02.23.01	W, 2-0	N



03.22.02	W, 11-0 (5)	N
03.09.13	L, 0-10 (6)	A
03.10.13	L, 0-2	A

COLGATE

Series tied, 1-1

H: 0-0 • A: 0-0 • N: 1-1

03.15.98	W, 4-0	N
02.22.19	L, 1-2	N

CORNELL

Series tied, 1-1

H: 0-0 • A: 0-0 • N: 1-1

03.20.97	L, 5-13 (5)	N
03.17.98	W, 2-0 (6)	N

CREIGHTON

Series tied, 1-1

H: 0-0 • A: 0-0 • N: 1-1

03.10.96	L, 1-7 (5)	N
03.15.96	W, 5-4 (6)	N

CUMBERLAND (TENN.)

Blue Raiders lead, 2-0

H: 2-0 • A: 0-0 • N: 0-0

02.29.04	W, 7-0	H
02.29.04	W, 6-1	H

DARTMOUTH

Blue Raiders lead, 2-0

H: 0-0 • A: 0-0 • N: 2-0

03.19.95	W, 13-0 (4)	N
03.20.98	W, 4-3	N

DAYTON

Blue Raiders lead, 4-1

H: 3-1 • A: 0-0 • N: 1-0

03.15.94	W, 1-0	N
03.20.05	L, 2-4	H
03.20.05	W, 3-2	H
03.12.21	W, 8-0 (5)	H
03.14.21	W, 3-0	H

DRAKE

Blue Raiders lead, 2-1

H: 0-0 • A: 0-0 • N: 2-1

03.08.03	W, 3-2	N
03.10.12	W, 2-1	N
02.22.13	L, 2-3	N

EAST CAROLINA

Series tied, 3-3

H: 0-0 • A: 0-2 • N: 3-1

04.14.95	W, 2-0	N
03.06.99	W, 7-4 (8)	N
03.07.99	L, 4-5 (8)	N
03.23.01	W, 3-2	N
02.07.09	L, 1-3	A
02.08.09	L, 2-3 (8)	A

EASTERN ILLINOIS

Panthers lead, 10-4

H: 4-2 • A: 0-7 • N: 0-1

04.06.97	L, 2-16 (5)	A
04.06.97	L, 5-6 (10)	A
04.19.97	W, 5-2	H
04.19.97	L, 0-3	H
04.05.98	L, 0-3	A
04.05.98	L, 3-4	A
04.11.99	W, 4-3	H
04.11.99	W, 2-1 (11)	H
05.02.99	L, 0-4	N

04.29.00	L, 0-1	A
04.29.00	L, 2-3 (11)	A
04.30.00	L, 1-2 (8)	A
03.14.12	L, 1-2	H
03.14.12	W, 3-2	H

EASTERN KENTUCKY

Blue Raiders lead, 24-11

H: 13-7 • A: 10-4 • N: 1-0

04.17.93	L, 0-2	A
04.17.93	L, 5-6	A
04.24.93	W, 6-2	A
03.26.94	L, 1-6	H
03.36.94	W, 5-4	H
04.16.94	W, 5-3 (9)	A
04.16.94	W, 10-7 (10)	A
04.24.94	W, 6-3	N
03.12.95	L, 4-5	H
03.12.95	L, 1-5	H
04.01.95	L, 1-2	A
04.01.95	W, 4-3 (8)	A
04.28.95	L, 4-5	A
03.31.96	W, 2-0	A
03.31.96	W, 5-3	A
04.07.96	W, 9-3	H
04.07.96	W, 8-3	H
05.04.96	W, 7-4 (10)	H
03.23.97	W, 4-3 (8)	H
03.23.97	W, 3-0	H
04.12.98	W, 8-0 (5)	H
04.12.98	W, 2-1 (8)	H
04.24.98	W, 3-1 (8)	A
04.24.98	W, 4-3	A
04.04.99	W, 2-1 (9)	A
04.04.99	W, 4-3	A
04.23.99	W, 3-2 (10)	H
04.23.99	L, 1-4	H
04.22.00	W, 1-0	H
04.22.00	W, 4-3	H
04.23.00	W, 3-1	H
03.02.03	L, 3-4	H
03.02.03	L, 3-7	H
03.14.13	W, 2-1	H
03.14.13	L, 1-5	H

EASTERN MICHIGAN

Blue Raiders lead, 2-1

H: 0-0 • A: 0-0 • N: 2-1

03.25.06	L, 2-4	N
03.10.12	W, 6-5	N
02.24.18	W, 7-5	N

ELON

Blue Raiders lead, 2-1

H: 0-0 • A: 0-0 • N: 2-1

02.26.00	W, 1-0	N
03.20.01	W, 3-1	N
03.05.10	L, 1-6	N

ETSU

Series tied, 2-2

H: 2-0 • A: 0-2 • N: 0-0

02.19.03	W, 5-4	H
02.19.03	W, 7-6	H
03.31.05	L, 0-3	A
03.31.05	L, 2-3	A

EVANSVILLE

Blue Raiders lead, 12-10

H: 6-2 • A: 5-6 • N: 1-2

03.05.93	W, 5-3	A
03.05.93	L, 0-1	A
03.03.94	W, 5-3	H
03.03.94	W, 2-1 (8)	H
04.19.94	W, 3-0	A
04.19.94	W, 2-0	A
03.28.99	L, 1-2	N
03.15.04	L, 1-2	A
03.15.04	L, 2-3	A
02.14.06	L, 1-9 (6)	A
03.13.08	L, 3-8	H
03.13.08	L, 3-5	H
04.21.09	W, 4-0	A
04.21.09	L, 5-6 (12)	A
03.16.10	W, 5-0	H
03.16.10	W, 5-2	H
03.21.12	W, 5-2	H
03.21.12	W, 1-0	H
04.10.13	W, 5-2	A
04.10.13	L, 0-7	A
02.18.22	W, 4-2	N
02.19.22	L, 1-2 (8)	N

FAIRFIELD

Stags lead, 1-0

H: 0-0 • A: 0-0 • N: 0-1

03.10.96	L, 1-4	N
----------	--------	---

FAMU

Blue Raiders lead, 6-0

H: 0-0 • A: 0-0 • N: 6-0

02.24.96	W, 7-2	N
03.26.99	W, 6-1	N
03.24.01	W, 5-1	N
02.15.14	W, 6-5	N
02.16.14	W, 3-1	N
02.14.15	W, 7-0	N

FAULKNER

Series tied, 1-1

H: 0-0 • A: 0-0 • N: 1-1

02.16.01	W, 8-0 (5)	N
02.17.01	L, 2-3 (9)	N

FGCU

Blue Raiders lead, 2-0

H: 0-0 • A: 1-0 • N: 1-0

02.12.16	W, 4-2	A
03.06.21	W, 4-2	N

FIU

Panthers lead, 52-26

H: 13-21 • A: 10-25 • N: 3-6

03.25.00	L, 1-5	N
04.27.01	L, 0-2	H
04.27.01	W, 6-3	H
04.28.01	W, 5-4	H
04.28.01	L, 0-5	H
05.12.01	W, 2-1	N
04.06.02	L, 0-3	A
04.06.02	L, 0-2	A
04.07.02	W, 6-3	A
04.07.02	L, 0-1 (10)	A
05.10.02	W, 1-0	A
05.03.03	W, 2-0	H
05.03.03	L, 1-7	H
05.04.03	L, 2-3	H
05.04.03	L, 0-5	H





05.08.03	L, 1-2	N
05.01.04	L, 4-5	A
05.01.04	L, 0-1	A
05.02.04	W, 8-2	A
05.02.04	L, 0-1	A
05.13.04	L, 1-2	N
05.15.04	W, 4-3	N
04.30.05	L, 0-2 (9)	H
04.30.05	L, 1-5	H
05.01.05	L, 0-2	H
05.01.05	L, 3-5 (9)	H
05.12.05	L, 1-2	N
04.29.06	L, 4-7	A
04.29.06	W, 5-3	A
04.30.06	L, 0-3	A
04.14.07	W, 5-0	A
04.14.07	W, 5-3	A
05.10.07	W, 6-2	H
04.12.08	W, 4-0	H
04.12.08	W, 3-1	H
04.13.08	L, 5-6	H
05.07.08	L, 1-2	N
04.10.09	L, 0-1 (9)	A
04.10.09	L, 1-5	A
04.11.09	L, 1-3	A
04.17.10	L, 6-7 (9)	H
04.17.10	L, 2-6	H
04.18.10	L, 0-2	H
03.15.11	L, 2-3 (8)	A
03.15.11	L, 2-3	A
03.16.11	L, 4-6	A
05.12.11	L, 5-11 (8)	N
04.17.12	L, 1-3	H
04.17.12	L, 0-2	H
04.18.12	W, 2-1 (9)	H
03.16.13	L, 1-6	A
03.16.13	L, 4-12 (6)	A
03.17.13	L, 2-11 (5)	A
03.14.15	L, 0-8 (5)	H
03.15.15	W, 7-6	H
03.15.15	L, 4-8	H
05.07.16	L, 1-9 (6)	A
05.07.16	L, 1-7	A
05.08.16	L, 3-6	A
03.24.17	L, 0-3	H
03.25.17	L, 1-2	H
03.25.17	L, 0-3	H
04.14.18	L, 3-4	A
04.14.18	L, 2-7	A
04.15.18	W, 5-3	A
05.09.18	W, 4-0	N
03.23.19	W, 8-0 (6)	H
03.23.19	W, 2-1	H
03.24.19	W, 5-0	H
05.07.21	W, 1-0 (13)	H
05.07.21	W, 5-2	H
05.08.21	L, 4-8 (9)	H
04.08.22	W, 8-2	A
04.09.22	L, 2-6	A
04.10.22	L, 2-6	A
04.22.23	W, 7-5	A
04.22.23	W, 4-1	A
04.23.23	L, 0-1	A

FLORIDA ATLANTIC

Owls lead, 36-17
H: 7-21 • A: 6-15 • N: 3-1

03.24.00	L, 1-2	N
04.28.07	L, 1-2	H
04.28.07	W, 5-2	H
04.29.07	L, 0-2	H

05.12.07	L, 0-1	H
05.12.07	L, 3-4	H
04.26.08	L, 4-5	A
04.26.08	L, 0-4	A
04.27.08	L, 6-8	A
04.25.09	W, 5-3	H
04.25.09	L, 3-6	H
04.26.09	W, 6-5	H
05.01.10	L, 0-2	A
05.01.10	L, 0-2	A
05.02.10	L, 1-4	A
03.29.11	W, 4-0	H
03.29.11	L, 3-6	H
03.30.11	L, 0-3	H
04.28.12	L, 1-9 (5)	A
04.28.12	W, 11-4	A
03.19.13	L, 2-13 (5)	H
03.19.13	L, 3-5	H
03.20.13	L, 3-5	H
05.03.14	L, 0-8	H
05.03.14	L, 3-5	H
05.04.14	L, 0-5	H
03.21.15	L, 0-9	A
03.21.15	L, 1-3	A
03.22.15	L, 0-5	A
03.19.16	L, 0-9 (6)	H
03.19.16	L, 1-3	H
03.20.16	L, 0-7	H
04.14.17	L, 4-5 (9)	A
04.14.17	L, 2-3	A
04.15.17	W, 2-1 (9)	A
04.21.18	W, 6-1	H
04.21.18	L, 3-4	H
05.11.18	W, 7-5	N
05.12.18	W, 7-6	N
04.13.19	W, 6-3	A
04.13.19	W, 9-3	A
04.14.19	L, 6-8	A
04.23.21	L, 0-4	A
04.24.21	W, 6-1	A
04.24.21	L, 1-2	A
04.25.21	W, 4-2	A
04.01.22	L, 2-5	H
04.02.21	W, 4-3	H
04.03.21	L, 2-8 (9)	H
03.31.23	L, 4-10	H
04.01.23	W, 4-3	H
04.02.23	L, 2-3 (12inn.)	H
05.12	W, 2-1	N

FLORIDA STATE

Seminoles lead, 7-0
H: 0-0 • A: 0-6 • N: 0-1

03.08.02	L, 1-2(10)	A
02.14.03	L, 0-11 (5)	A
02.15.03	L, 3-6	A
03.22.03	L, 0-5	N
03.08.09	L, 1-6	A
02.18.11	L, 3-10	A
02.19.11	L, 1-11 (5)	A

FORT WAYNE

Blue Raiders lead, 1-0
H: 0-0 • A: 0-0 • N: 1-0

02.16.18	W, 9-2	N
----------	--------	---

FURMAN

Blue Raiders lead, 4-3
H: 0-0 • A: 2-2 • N: 2-1

03.06.94	L, 2-3	A
03.06.94	L, 2-5	A
04.19.96	W, 2-0	N

03.06.99	W, 1-0 (9)	A
03.07.99	W, 6-3	A
02.19.06	W, 3-2	N
03.03.19	L, 0-4	N

GEORGETOWN

Hoyas lead, 2-1
H: 0-0 • A: 0-0 • N: 1-2

02.08.08	W, 2-1	N
03.08.13	L, 2-4	N
03.04.22	L, 7-8	N

GEORGIA

Bulldogs lead, 2-0
H: 0-0 • A: 0-2 • N: 0-0

03.07.10	L, 0-8 (5)	A
02.16.13	L, 1-13 (5)	A

GEORGIA SOUTHERN

Eagles lead, 9-7
H: 0-0 • A: 3-6 • N: 4-3

04.15.95	W, 3-2	N
04.17.98	W, 3-2 (8)	N
02.27.99	L, 0-3	A
02.26.00	L, 2-3	A
02.27.00	L, 1-4	A
02.24.01	W, 1-0	A
02.25.01	L, 0-5	A
02.25.05	L, 1-9 (5)	A
03.05.05	L, 2-4	N
02.19.11	L, 0-2	N
02.20.11	W, 9-7 (12)	N
02.26.11	L, 5-6	N
03.01.14	L, 1-4	A
02.10.17	W, 9-3	A
02.12.17	W, 11-1 (6)	A
03.06.22	W, 9-8 (8)	N

GEORGIA STATE

Panthers lead, 4-1
H: 0-0 • A: 0-2 • N: 1-2

03.04.95	L, 0-1	A
03.03.96	L, 1-8	A
03.24.01	W, 2-0	N
03.24.01	L, 1-7	N
03.22.03	L, 3-5	N

GEORGIA TECH

Yellow Jackets lead, 3-2
H: 0-1 • A: 1-1 • N: 1-1

03.04.95	W, 4-3	N
03.28.97	W, 1-0 (8)	A
03.04.07	L, 6-8	A
02.15.08	L, 1-2	N
03.26.21	L, 1-10	H

GRAND CANYON

Blue Raiders lead, 1-0
H: 0-0 • A: 0-0 • N: 1-0

02.15.19	W, 7-5	N
----------	--------	---

GREEN BAY

Blue Raiders lead, 2-1
H: 0-0 • A: 0-0 • N: 2-1

03.13.94	W, 4-0 (6)	N
03.14.96	W, 5-1	N
03.17.98	L, 2-4	N



HARTFORD
Blue Raiders lead, 1-0
H: 0-0 • A: 0-0 • N: 1-0

03.17.97	W, 4-0	N
----------	--------	---

HARVARD
Blue Raiders lead, 1-0
H: 0-0 • A: 0-0 • N: 1-0

03.23.95	W, 5-4 (4)	N
----------	------------	---

HOFSTRA
Pride lead, 1-0
H: 0-0 • A: 0-0 • N: 0-1

03.11.11	L, 2-3	N
----------	--------	---

HOLY CROSS
Blue Raiders lead, 1-0
H: 0-0 • A: 0-0 • N: 1-0

02.16.18	W, 4-2	N
----------	--------	---

HOUSTON BAPTIST
Series tied, 1-1
H: 0-0 • A: 0-0 • N: 1-1

02.23.20	L, 2-3	N
02.28.20	W, 9-4	N

ILLINOIS
Fighting Illini lead, 1-0
H: 0-0 • A: 0-0 • N: 0-1

03.23.01	L, 3-5 (8)	N
----------	------------	---

ILLINOIS-CHICAGO
Flames lead, 1-0
H: 0-0 • A: 0-0 • N: 0-1

02.13.22	L, 1-2	N
----------	--------	---

ILLINOIS STATE
Redbirds lead, 2-1
H: 1-1 • A: 0-0 • N: 0-1

05.19.00	L, 1-3	N
03.13.21	L, 0-1	H
03.11.22	W, 3-0	H

INCARNATE WORD
Blue Raiders lead, 1-0
H: 0-0 • A: 0-0 • N: 1-0

03.01.20	W, 4-1 (6)	N
----------	------------	---

INDIANA
Blue Raiders lead, 1-0
H: 0-0 • A: 0-0 • N: 1-0

03.05.06	W, 4-1	N
----------	--------	---

INDIANA STATE
Sycamores lead, 1-0
H: 0-0 • A: 0-0 • N: 0-1

03.05.95	L, 1-5 (6)	N
----------	------------	---

IOWA
Series tied, 1-1
H: 0-0 • A: 0-0 • N: 1-1

03.05.05	L, 1-3	N
03.02.19	W, 8-6	N

IOWA STATE
Series tied, 2-2
H: 0-0 • A: 0-0 • N: 2-2

03.09.02	L, 1-2	N
02.14.03	L, 1-2	N
02.15.03	W, 3-1	N
03.03.18	W, 4-1	N

IUPUI
Blue Raiders lead, 3-0
H: 0-0 • A: 0-0 • N: 3-0

03.18.94	W, 6-1	N
03.15.02	W, 9-0 (5)	N
03.16.02	W, 9-0 (5)	N

JACKSONVILLE STATE
Gamecocks lead, 11-8
H: 4-3 • A: 3-5 • N: 1-3

02.23.96	L, 1-3	N
03.03.96	L, 2-8 (10)	N
02.23.01	W, 2-0	N
02.18.06	L, 2-3 (9)	N
03.14.07	L, 1-8	H
03.14.07	L, 5-7 (8)	H
04.15.08	L, 1-6	A
04.15.08	W, 7-4	A
04.28.09	W, 6-5 (10)	H
04.28.09	L, 5-9	H
03.24.10	W, 1-0 (10)	A
03.24.10	L, 1-5	A
03.23.11	W, 4-2	H
03.27.12	L, 7-8	A
03.27.12	W, 10-2 (5)	A
04.25.13	W, 6-5 (9)	H
04.26.14	L, 2-4	A
03.24.21	W, 11-2 (6)	H
04.06.21	L, 3-6 (10)	A

JAMES MADISON
Dukes lead, 3-0
H: 0-0 • A: 0-0 • N: 0-3

03.08.13	L, 0-13 (5)	N
03.09.13	L, 2-8	N
02.14.14	L, 1-3	N

KANSAS
Jayhawks lead, 3-0
H: 0-0 • A: 0-0 • N: 0-3

03.16.02	L, 0-3	N
02.17.12	L, 3-7	N
02.18.12	L, 3-6	N

KENNESAW STATE
Owls lead, 3-0
H: 0-0 • A: 0-2 • N: 0-1

02.09.08	L, 1-7	A
02.19.10	L, 1-11 (5)	A
02.07.14	L, 12-14	N

KENT STATE
Blue Raiders lead, 3-1
H: 0-0 • A: 0-0 • N: 3-1

03.27.99	W, 1-0	N
03.17.01	W, 2-1	N
02.13.16	L, 3-4	N
02.24.18	W, 11-3 (5)	N

KENTUCKY
Wildcats lead, 7-2
H: 0-3 • A: 2-2 • N: 0-2

04.01.97	W, 4-0	A
04.01.97	W, 4-3 (10)	A
03.15.99	L, 6-9	N
02.18.11	L, 0-13	N
04.17.13	L, 4-7	H
04.17.13	L, 1-13 (5)	H
04.06.18	L, 1-12 (5)	A
04.06.18	L, 1-10	A
02.19.20	L, 0-9 (6)	H

KENTUCKY WESLEYAN
Series tied, 1-1
H: 1-0 • A: 0-1 • N: 0-0

02.23.93	W, 2-0	H
03.04.93	L, 4-6	A

LA SALLE
Explorers lead, 1-0
H: 0-0 • A: 0-0 • N: 0-1

03.05.16	L, 0-5	N
----------	--------	---

LAMBUTH
Blue Raiders lead, 2-0
H: 0-0 • A: 2-0 • N: 0-0

04.04.93	W, 3-2	A
04.04.93	W, 4-1	A

LIBERTY
Series tied, 3-3
H: 0-0 • A: 0-0 • N: 3-3

03.19.97	W, 2-0 (6)	N
03.06.09	W, 3-2	N
03.07.09	L, 2-5	N
02.14.15	W, 8-7	N
02.12.21	L, 0-8 (6)	N
02.13.21	L, 1-2	N

LIPSCOMB
Series tied, 14-14
H: 7-7 • A: 6-5 • N: 1-2

03.05.02	L, 1-2	H
03.05.02	W, 3-0	H
03.08.03	W, 2-1	N
04.16.03	W, 2-0	A
04.16.03	W, 8-0 (5)	A
04.18.03	W, 4-0	H
04.18.03	L, 4-5	H
03.04.04	W, 9-0 (5)	H
03.04.04	L, 4-5	H
03.31.04	W, 4-2	A
03.31.04	W, 5-1	A
03.02.05	W, 10-2	A
03.02.05	L, 1-2	A
03.10.05	L, 2-10 (5)	H
03.10.05	L, 4-6	H
02.18.06	L, 3-9	N
02.24.06	W, 4-3	H
04.26.07	W, 8-5	A
04.26.07	L, 9-13	A
02.28.08	W, 3-2	H
02.28.08	L, 3-4	H
05.06.10	L, 4-7	A
05.06.10	L, 0-4	A
04.06.11	W, 4-3	H
04.06.11	W, 3-1	H
02.25.12	L, 0-8 (5)	N
03.11.12	L, 6-8	A
04.24.13	L, 3-10	H

LIU BROOKLYN/LONG ISLAND
Series tied, 1-1
H: 0-0 • A: 0-0 • N: 1-1

03.06.16	L, 2-7	N
03.05.22	W, 5-4	N





LOUISIANA

Ragin' Cajuns lead, 47-3
H: 1-18 • A: 2-24 • N: 0-5

Table with columns for date, score, and result (A, H, N) for Louisiana Ragin' Cajuns games.

LOUISIANA TECH

Tied 11-11
H: 6-7 • A: 4-2 • N: 1-2

Table with columns for date, score, and result (A, H, N) for Louisiana Tech games.

Table with columns for date, score, and result (A, H, N) for Louisville Cardinals games.

LOUISVILLE

Cardinals lead, 5-3
H: 0-0 • A: 1-3 • N: 2-2

Table with columns for date, score, and result (A, H, N) for Louisville Cardinals games.

LOYOLA (ILL.)

Ramblers lead, 1-0
H: 0-1 • A: 0-0 • N: 0-0

Table with columns for date, score, and result (A, H, N) for Loyola (Ill.) Ramblers game.

LOYOLA MARYMOUNT

Lions lead, 1-0
H: 0-0 • A: 0-0 • N: 0-1

Table with columns for date, score, and result (A, H, N) for Loyola Marymount Lions game.

LSU

Tigers lead, 2-0
H: 0-0 • A: 0-2 • N: 0-0

Table with columns for date, score, and result (A, H, N) for LSU Tigers games.

MAINE

Black Bears lead, 3-1
H: 0-1 • A: 0-0 • N: 1-2

Table with columns for date, score, and result (A, H, N) for Maine Black Bears games.

MARIST

Blue Raiders lead, 1-0
H: 0-0 • A: 0-0 • N: 1-0

Table with columns for date, score, and result (A, H, N) for Marist Blue Raiders game.

MARSHALL

Thundering Herd lead, 22-4
H: 3-13 • A: 0-8 • N: 1-1

Table with columns for date, score, and result (A, H, N) for Marshall Thundering Herd games.

Table with columns for date, score, and result (A, H, N) for Maryland Terrapins games.

MARYLAND

Terrapins lead, 1-0
H: 0-0 • A: 0-0 • N: 0-1

Table with columns for date, score, and result (A, H, N) for Maryland Terrapins game.

MCNEESE STATE

Cowboys lead, 4-0
H: 0-0 • A: 0-0 • N: 0-4

Table with columns for date, score, and result (A, H, N) for McNeese State Cowboys games.

MEMPHIS

Tigers lead, 8-3
H: 0-4 • A: 2-2 • N: 1-2

Table with columns for date, score, and result (A, H, N) for Memphis Tigers games.

MERCER

Bears lead, 7-4
H: 1-2 • A: 2-1 • N: 1-4

Table with columns for date, score, and result (A, H, N) for Mercer Bears games.

MIAMI (OH)

Blue Raiders lead, 3-1
H: 1-1 • A: 0-0 • N: 2-0

Table with columns for date, score, and result (A, H, N) for Miami (OH) Blue Raiders games.

MICHIGAN

Wolverines lead, 2-0
H: 0-0 • A: 0-0 • N: 0-2

Table with columns for date, score, and result (A, H, N) for Michigan Wolverines games.



MICHIGAN STATESpartans lead, 2-0
H: 0-0 • A: 0-0 • N: 0-2

03.11.11	L, 2-12 (5)	N
02.12.16	L, 2-3	N

MINNESOTASeries tied, 1-1
H: 0-0 • A: 0-0 • N: 1-1

03.05.10	W, 10-2 (5)	N
03.01.13	L, 0-8 (5)	N

MISSISSIPPI STATEBulldogs lead, 7-1
H: 1-2 • A: 0-3 • N: 0-2

03.17.05	L, 0-8 (5)	H
03.17.05	W, 6-5	H
03.28.06	L, 3-9	A
03.28.06	L, 1-13	A
04.22.13	L, 1-8	N
02.06.15	L, 1-9 (5)	N
02.08.19	L, 2-8	A
03.30.22	L, 14-19	H

MISSISSIPPI VALLEY STATEBlue Raiders lead, 2-1
H: 0-0 • A: 0-0 • N: 2-1

02.23.13	L, 2-11 (5)	N
02.07.15	W, 14-0 (5)	N
02.08.15	W, 13-2 (5)	N

MISSOURITigers lead, 3-0
H: 0-0 • A: 0-0 • N: 0-3

02.09.07	L, 3-8	N
02.26.21	L, 3-6	N
02.28.21	L, 0-2	N

MISSOURI STATEBears lead, 1-0
H: 0-0 • A: 0-0 • N: 0-1

03.30.97	L, 0-11 (5)	N
----------	-------------	---

MOREHEAD STATEBlue Raiders lead, 25-14
H: 10-5 • A: 12-5 • N: 3-4

03.28.93	W, 1-0	H
03.28.93	W, 4-1	H
04.11.93	W, 2-0	A
04.11.93	W, 3-0	A
04.23.93	L, 3-7	N
03.11.94	W, 2-0	H

03.11.94	W, 5-3	H
04.17.94	W, 4-3	A
04.17.94	W, 4-2	A
04.22.94	L, 0-1 (9)	N
03.11.95	W, 5-2	H
03.11.95	W, 5-1	H
03.31.95	W, 6-2 (8)	A
03.31.95	L, 1-4	A
03.30.96	L, 2-3 (9)	A
03.30.96	L, 1-2	A
04.06.96	L, 2-6	H
04.06.96	W, 3-0	H
03.19.97	W, 4-2 (8)	N
03.22.97	W, 3-2	H
03.22.97	L, 6-7	H
04.26.97	W, 4-0	A
04.26.97	L, 0-1 (8)	A
04.11.98	W, 3-2	H
04.11.98	W, 3-1	H
04.25.98	L, 0-1	A
04.25.98	W, 2-1	A
04.03.99	W, 10-2 (6)	A
04.03.99	W, 4-3	A
04.24.99	L, 1-2 (10)	H
04.24.99	L, 1-2	H
05.01.99	W, 4-3 (8)	N
04.01.00	W, 3-0	A
04.01.00	W, 5-4	A
04.02.00	W, 3-2	A
02.25.05	L, 0-1	N
02.26.05	L, 0-1	N
02.23.07	L, 3-4	H
03.04.07	W, 5-0	N

MURRAY STATERacers lead, 5-4
H: 1-1 • A: 1-2 • N: 2-2

02.13.11	W, 16-13	H
02.13.11	L, 2-3	H
02.25.11	W, 16-8 (5)	N
03.04.04	L, 4-6	N
04.10.12	L, 2-5	A
04.10.12	L, 5-10	A
03.30.21	W, 3-1 (10)	A
02.25.22	W, 2-0	N
02.26.22	L, 3-6	N

NEBRASKACornhuskers lead, 1-0
H: 0-0 • A: 0-0 • N: 0-1

03.18.00	L, 0-8 (5)	N
----------	------------	---

NEW MEXICO

Lobos lead, 2-0

H: 0-0 • A: 0-0 • N: 0-2

03.27.98	L, 2-10	N
02.16.08	L, 5-7	N

NEW MEXICO STATEBlue Raiders lead, 22-7
H: 8-0 • A: 8-6 • N: 6-1

04.20.01	L, 1-2	A
04.21.01	L, 1-4	A
04.21.01	W, 4-3 (8)	A
04.22.01	W, 5-4 (10)	A
05.11.01	W, 3-2	A
05.04.02	W, 3-0	H
05.04.02	W, 4-2	H
05.05.02	W, 5-4 (8)	H
05.05.02	W, 5-1	H
05.09.02	W, 3-1	N
05.10.02	W, 4-1	N
04.26.03	W, 9-0 (5)	A
04.26.03	W, 2-0 (9)	A
04.27.03	W, 8-2	A
04.27.03	W, 4-0	A
05.08.03	W, 5-1	N
04.24.04	W, 4-1	H
04.24.04	W, 3-2	H
04.25.04	W, 7-1	H
04.25.04	W, 4-3	H
05.12.04	W, 3-0	N
05.15.04	W, 3-1 (10)	N
04.23.05	L, 0-6	A
04.24.05	L, 2-3	A
04.24.05	L, 0-6	A
04.24.05	L, 3-6	A
03.10.15	W, 5-6	A
02.12.21	W, 3-0	N
03.06.21	L, 2-4	N

NICHOLLS STATEBlue Raiders lead, 5-1
H: 0-0 • A: 0-0 • N: 5-1

03.23.03	W, 4-2	N
02.19.16	L, 2-7	N
02.21.16	W, 7-1	N
02.18.18	W, 4-0	N
02.15.20	W, 11-2 (6)	N
02.22.20	W, 9-4	N

NORTH CAROLINATar Heels lead, 2-0
H: 0-0 • A: 0-0 • N: 0-2

03.26.99	L, 0-10 (5)	N
03.20.04	L, 9-10	N

NORTH DAKOTABlue Raiders lead, 1-0
H: 0-0 • A: 0-0 • N: 1-0

03.07.21	W, 4-0	N
----------	--------	---

NORTH DAKOTA STATESeries tied, 1-1
H: 1-1 • A: 0-0 • N: 0-0

03.12.21	W, 4-3 (8)	H
03.13.21	L, 3-8	H

MIDDLE TENNESSEE VS. THE STATE OF TENNESSEE

Opponent	W-L	Streak	Last 10	Last Meeting
Austin Peay	37-18	W2	8-2	3/16/23
Belmont	28-7	L1	7-3	4/20/22
Carson-Newman	2-2	L2	2-2	2/27/96
Chattanooga	2-20	L10	0-10	3/11/22
Cumberland	2-0	W2	2-0	2/29/04
ETSU	2-2	L2	2-2	3/31/05
Lipscomb	14-14	L3	3-7	4/24/13
Memphis	3-8	W1	3-7	2/13/16
Tennessee	1-20	L6	1-9	3/12/19
Tennessee State	49-8	W5	9-1	3/23/22
Tennessee Tech	22-18	W2	6-4	2/12/17
UT Martin	30-15-1	W2	6-4	3/10/22





NORTH FLORIDA

Ospreys lead, 3-1
H: 0-0 • A: 1-0 • N: 0-3

03.04.06	L, 5-7	N
02.08.14	L, 0-2	N
03.05.16	L, 6-7	N
03.02.18	W, 1-0 (8)	A

NORTH TEXAS

Mean Green lead, 25-21
H: 8-11 • A: 1-12 • N: 3-2

04.17.04	L, 2-7	A
04.17.04	W, 2-0	A
04.18.04	W, 16-2 (5)	A
04.18.04	W, 11-1	A
04.16.05	L, 6-10	H
04.16.05	L, 0-2	H
04.17.05	L, 1-3	H
04.17.05	W, 1-0	H
05.13.05	L, 3-5	N
04.14.06	W, 8-5	A
04.15.06	L, 2-8	A
04.15.06	W, 11-1 (6)	A
04.07.07	W, 3-1	H
04.07.07	W, 3-0	H
04.08.07	L, 2-3	H
04.05.08	W, 8-4	A
04.05.08	L, 4-13 (5)	A
04.06.08	W, 4-3	A
04.04.09	W, 1-0	H
04.04.09	W, 3-2	H
04.05.10	L, 1-3	H
04.10.10	L, 0-2	A
04.10.10	L, 4-12 (5)	A
04.11.10	W, 4-2	A
03.18.11	W, 5-4	H
03.18.11	W, 6-4	H
03.19.11	W, 4-1	H
03.17.12	L, 2-10 (5)	A
03.17.12	L, 4-8	A
03.18.12	L, 3-7	A
04.20.13	L, 2-3	H
04.20.13	L, 1-8	H
04.21.13	L, 2-10 (6)	H
03.08.14	L, 1-5	H
03.08.14	L, 1-8	H
03.09.14	L, 5-11	H
05.09.18	W, 1-0	N
05.04.19	L, 0-1	A
05.04.19	W, 4-2	A
05.05.19	L, 2-6	A
05.10.19	L, 2-4	N
05.05.23	L, 0-2	A
05.06.23	L, 1-4	A
05.07.23	W, 3-2	A
05.10.23	L, 1-2	N
05.13.23	W, 3-2 (12inn.)	N

NORTHERN ILLINOIS

Series tied, 1-1
H: 0-0 • A: 0-0 • N: 1-1

02.16.19	L, 2-13 (6)	N
02.17.19	W, 2-1 (8)	N

NORTHERN IOWA

Panthers lead, 1-0
H: 0-1 • A: 0-0 • N: 0-0

03.10.22	L, 0-5	H
----------	--------	---

NORTHWESTERN

Wildcats lead, 2-0
H: 0-0 • A: 0-0 • N: 0-2

02.15.13	L, 1-8	N
02.16.13	L, 1-5	N

NORTHWESTERN STATE

Series tied, 2-2
H: 0-0 • A: 0-0 • N: 2-2

02.09.14	W, 12-7	N
02.22.14	L, 3-10	N
02.22.20	W, 2-1	N
02.27.21	L, 0-2	N

OAKLAND

Blue Raiders lead, 1-0
H: 0-0 • A: 0-0 • N: 1-0

03.01.15	W, 9-6 (8)	N
----------	------------	---

OHIO

Bobcats lead, 3-2
H: 0-0 • A: 0-0 • N: 2-3

03.20.95	W, 2-0 (6)	N
03.24.95	L, 0-6	N
03.02.97	L, 1-6 (6)	N
03.25.00	W, 8-0	N
02.22.14	L, 2-3	N

OLE MISS

Rebels lead, 5-3
H: 1-1 • A: 2-3 • N: 0-1

04.11.97	L, 2-3	H
04.11.97	W, 2-0	H
02.25.98	L, 2-3	A
02.25.98	W, 12-5 (9)	A
02.08.08	L, 0-4	N
04.13.11	L, 0-2	A
04.13.11	W, 2-1	A
02.24.13	L, 0-11 (5)	A

OREGON

Ducks lead, 1-0
H: 0-0 • A: 0-0 • N: 0-1

03.16.00	L, 0-9 (5)	N
----------	------------	---

OREGON STATE

Beavers lead, 1-0
H: 0-0 • A: 0-0 • N: 0-1

05.19.18	L, 0-4	N
----------	--------	---

PACIFIC

Blue Raiders lead, 1-0
H: 0-0 • A: 0-0 • N: 1-0

02.09.20	W, 4-2	N
----------	--------	---

PENN

Blue Raiders lead, 1-0
H: 0-0 • A: 0-0 • N: 1-0

03.01.19	W, 3-0	N
----------	--------	---

PRESBYTERIAN

Blue Raiders lead, 2-0
H: 0-0 • A: 0-0 • N: 2-0

03.02.18	W, 4-0	N
03.04.18	W, 10-6	N

PRINCETON

Blue Raiders lead, 1-0
H: 0-0 • A: 0-0 • N: 1-0

03.22.03	W, 5-4	N
----------	--------	---

PROVIDENCE

Series tied, 2-2
H: 0-0 • A: 0-0 • N: 2-2

03.13.94	W, 5-0 (6)	N
03.17.94	L, 2-4 (6)	N
03.12.96	L, 0-1	N
03.15.97	W, 4-1 (6)	N

PURDUE

Series tied, 2-2
H: 0-0 • A: 0-0 • N: 2-2

03.03.07	W, 5-4 (9)	N
02.21.09	W, 11-4	N
03.12.11	L, 4-5	N
02.22.19	L, 3-12 (5)	N

RADFORD

Highlanders lead, 3-2
H: 0-0 • A: 0-0 • N: 2-3

02.21.04	W, 9-4	N
02.22.04	W, 1-0 (9)	N
03.13.10	L, 2-5	N
02.21.14	L, 3-6	N
02.27.15	L, 2-4	N

RHODE ISLAND

Blue Raiders lead, 3-0
H: 1-0 • A: 0-0 • N: 2-0

03.25.00	W, 6-0	N
02.25.18	W, 6-0	N
03.14.18	W, 10-1 (5)	H

RIDER

Series tied, 1-1
H: 0-0 • A: 0-0 • N: 1-1

03.15.94	L, 0-2	N
03.16.98	W, 4-3 (6)	N

RUTGERS

Scarlet Knights lead, 2-0
H: 0-0 • A: 0-0 • N: 0-2

03.12.11	L, 0-2	N
02.10.18	L, 0-7	N

SACRAMENTO STATE

Hornets lead, 1-0
H: 0-0 • A: 0-1 • N: 0-0

03.15.02	L, 3-4	A
----------	--------	---

SACRED HEART

Blue Raiders lead, 2-0
H: 0-0 • A: 0-0 • N: 2-0

03.01.15	W, 3-2	N
03.01.20	W, 17-2 (6)	N

SAINT FRANCIS

Blue Raiders lead, 2-0
H: 0-0 • A: 0-0 • N: 2-0

02.26.05	W, 11-0 (5)	N
02.26.05	W, 4-0	N



SAINT LOUIS

Billikens lead, 2-1

H: 0-0 • A: 0-0 • N: 1-2

04.27.96	W, 6-5	N
03.06.05	L, 0-1	N
02.07.15	L, 8-9 (8)	N

SAINT MARY'S (CALIF.)

Series tied, 1-1

H: 0-0 • A: 0-0 • N: 1-1

03.03.17	L, 4-5	N
03.04.17	W, 8-0 (6)	N

SAMFORD

Bulldogs lead, 11-6

H: 2-4 • A: 2-6 • N: 2-1

02.21.98	W, 3-0	A
02.21.98	L, 3-4 (8)	A
02.19.99	W, 7-3	N
02.20.99	L, 2-3 (11)	N
02.24.01	W, 4-0	N
03.02.01	L, 0-2	H
03.03.01	L, 0-1	H
04.25.01	L, 0-2	A
04.25.01	L, 2-3 (10)	A
03.24.04	W, 8-4	A
03.24.04	L, 1-3	A
04.20.05	L, 0-1	H
04.20.05	W, 5-4 (8)	H
02.25.14	L, 7-9	H
02.25.14	W, 6-1	H
04.23.15	L, 2-4	A
04.23.15	L, 4-5 (8)	A

SAN DIEGO STATE

SDSU leads, 2-0

H: 0-0 • A: 0-2 • N: 0-0

02.15.19	L, 1-2	A
02.10.22	L, 1-3	A

SAN JOSE STATE

Spartans lead, 2-1

H: 0-0 • A: 0-0 • N: 1-2

03.17.00	W, 5-1	N
03.03.07	L, 1-3	N
02.08.20	L, 1-2	N

SC STATE

Blue Raiders lead, 1-0

H: 0-0 • A: 1-0 • N: 0-0

04.05.16	W, 11-0 (5)	A
----------	-------------	---

SETON HALL

Blue Raiders lead, 1-0

H: 0-0 • A: 0-0 • N: 1-0

02.29.20	W, 8-2	N
----------	--------	---

SIENA

Blue Raiders lead, 2-0

H: 0-0 • A: 0-0 • N: 2-0

03.09.03	W, 4-1	N
02.23.19	W, 14-3	N

SIU EDWARDSVILLE

Blue Raiders lead, 1-0

H: 0-0 • A: 0-0 • N: 1-0

02.26.21	W, 7-6 (10)	N
----------	-------------	---

SOUTH ALABAMA

Jaguars lead, 17-9

H: 4-9 • A: 4-8 • N: 1-0

03.24.07	L, 0-1	H
03.24.07	W, 11-9 (9)	H
03.25.07	L, 0-1	H
05.08.07	W, 1-0	H
03.21.08	L, 0-2	A
03.21.08	L, 1-9 (5)	A
03.22.08	W, 5-2	A
03.21.09	L, 0-10 (5)	H
03.21.09	L, 0-8	H
03.22.09	W, 1-0	H
03.27.10	W, 2-0 (10)	A
03.27.10	W, 7-3	A
03.28.10	L, 0-6	A
05.13.10	W, 6-1	A
04.02.11	W, 3-2	H
04.02.11	L, 0-8	H
04.03.11	L, 2-10 (6)	H
03.31.12	L, 2-3	A
03.31.12	L, 3-4	A
04.01.12	L, 0-8 (5)	A
04.06.13	L, 1-9	H
04.06.13	L, 3-13 (6)	H
04.07.13	L, 0-8 (5)	H
02.25.17	L, 0-1	A
02.28.20	W, 3-0	N
02.27.21	L, 0-2	A

SOUTH CAROLINA

Gamecocks lead, 1-0

H: 0-0 • A: 0-1 • N: 0-1

02.21.04	L, 0-5	A
03.03.19	L, 4-6	N

SOUTH DAKOTA

Blue Raiders lead, 1-1

H: 0-0 • A: 0-0 • N: 1-1

03.04.16	W, 1-0	N
02.24.19	L, 1-3	N

SOUTH DAKOTA STATE

Blue Raiders lead, 2-0

H: 0-0 • A: 0-0 • N: 2-0

02.13.15	W, 5-2	N
02.26.16	W, 2-1	N

SOUTHEAST MISSOURI

Redhawks lead, 29-17

H: 6-15 • A: 8-11 • N: 3-3

04.13.93	W, 3-1	A
04.13.93	L, 1-2	A
03.20.94	L, 2-3	H
03.20.94	L, 1-6	H
04.02.94	W, 2-1	A
04.02.94	W, 2-0 (8)	A
04.24.94	L, 2-3 (8)	N
03.17.94	W, 2-1	H
03.17.94	L, 0-3	H
04.16.95	L, 2-3 (8)	N
04.22.95	L, 0-3	A
04.22.95	W, 1-0	A
03.23.96	L, 3-4	H
03.23.96	L, 2-6	H
04.13.96	L, 2-10 (6)	A
04.13.96	L, 3-8	A
05.05.96	L, 1-3	H
04.05.97	L, 3-10	A
04.05.97	L, 2-3	A
04.20.97	L, 0-4	H
04.20.97	L, 2-5	H
04.06.98	L, 0-5	A
04.06.98	L, 1-4	A
04.12.99	L, 1-2 (9)	H
04.12.99	L, 1-4	H
05.02.99	L, 0-9 (5)	N
04.15.00	L, 2-4 (9)	H
04.15.00	W, 2-1	H
04.16.00	L, 0-1 (8)	H
05.12.00	W, 3-1	H
05.12.00	W, 3-1	H
04.14.01	W, 4-0	A
04.14.01	W, 4-0	A
03.08.03	W, 2-1	A
03.20.03	W, 5-0	N
03.20.03	W, 10-0 (5)	N
03.22.06	L, 0-11 (6)	H
03.22.06	L, 3-12	H
03.20.07	W, 3-2 (12)	H
04.09.08	L, 4-6	A
04.09.08	W, 5-3	A
04.28.11	L, 2-3	H
04.28.11	W, 7-3	H
04.11.12	L, 2-8	A
04.11.12	L, 3-10	A
02.17.17	W, 8-4	N

SOUTHEASTERN LOUISIANA

Lions lead, 5-2

H: 0-0 • A: 0-1 • N: 2-4

02.27.98	W, 7-6	N
02.28.98	L, 2-4	N
02.18.00	L, 2-3	N
02.19.00	L, 2-4	N
03.10.02	W, 2-0	N
02.18.17	L, 5-6	A
02.21.20	L, 0-5	N

MIDDLE TENNESSEE VS. CONFERENCE USA

Opponent	W-L	Last 10	Last Series	Last Meeting
Charlotte	7-19	4-6	1-2	4/16/22
FIU	24-51	7-3	1-2	4/10/22
Florida Atlantic	15-34	5-5	1-2	4/3/22
Louisiana Tech	8-10	3-7	0-3	5/1/22
North Texas	18-23	2-8	1-2	5/10/19
UAB	11-7	6-4	2-1	5/2/19
UTEP	7-12	6-4	1-2	4/24/22
UTSA	3-7	3-7	1-2	5/12/21
Western Kentucky	31-46	3-7	0-3	4/18/21





SOUTHERN ILLINOIS

Salukis lead, 5-2

H: 1-2 • A: 0-2 • N: 1-1

03.09.97	L, 3-4 (10)	H
03.09.97	L, 3-13 (6)	H
04.05.06	L, 0-5	A
04.05.06	L, 2-10 (5)	A
02.24.08	W, 6-0	H
02.19.10	L, 1-8	N
02.14.20	W, 3-1	N

SOUTHERN MISS

Blue Raiders lead, 7-6

H: 2-1 • A: 3-3 • N: 0-1

03.17.01	L, 3-4	N
03.15.14	L, 2-9	A
03.15.14	W, 6-3 (11)	A
03.15.14	L, 4-5	A
04.19.15	L, 1-3	A
04.19.15	W, 5-2	A
04.20.15	W, 5-3	A
03.12.16	W, 6-5	H
03.12.16	L, 6-12	H
03.13.16	W, 3-2	H
03.18.22	W, 4-0	H
03.19.22	L, 2-6	H
03.20.22	W, 6-5 (9)	H

SOUTHERN UTAH

Thunderbirds lead, 2-0

H: 0-2 • A: 0-0 • N: 0-0

04.13.97	L, 2-4	H
04.13.97	L, 1-4	H

ST. XAVIER (ILL.)

Blue Raiders lead, 2-0

H: 0-0 • A: 0-0 • N: 2-0

03.22.95	W, 3-2	N
03.15.96	W, 8-2 (6)	N

STANFORD

Cardinal leads, 2-0

H: 0-0 • A: 0-1 • N: 0-1

03.11.06	L, 1-13 (5)	A
02.10.22	L, 1-3 (8)	N

STEPHEN F. AUSTIN

Ladyjacks lead, 4-0

H: 0-0 • A: 0-0 • N: 0-4

02.24.17	L, 0-3	N
02.09.19	L, 1-7	N
02.09.19	L, 1-2	N
05.17.19	L, 0-4	N

STETSON

Blue Raiders lead, 2-1

H: 0-0 • A: 0-0 • N: 2-1

03.22.95	W, 1-0	N
02.26.99	W, 6-1	N
03.05.21	L, 2-9	N

STONY BROOK

Seawolves lead, 1-0

H: 0-0 • A: 0-0 • N: 0-1

02.17.12	L, 6-8	N
----------	--------	---

SYRACUSE

Orange lead, 1-0

H: 0-1 • A: 0-0 • N: 0-0

02.25.06	L, 1-9 (5)	H
----------	------------	---

TEMPLE

Blue Raiders lead, 1-0

H: 0-0 • A: 0-0 • N: 1-0

02.16.07	W, 12-11	N
----------	----------	---

TENNESSEE

Volunteers lead, 20-1

H: 1-5 • A: 0-11 • N: 0-4

04.10.96	L, 0-9 (6)	A
04.10.96	L, 1-9 (5)	A
04.28.96	L, 6-10 (6)	A
04.28.96	L, 1-9 (5)	A
03.01.97	L, 0-23 (6)	A
03.02.97	L, 1-17 (5)	A
03.08.97	L, 0-5	H
03.08.97	L, 3-10	H
04.14.98	L, 5-6 (8)	H
04.14.98	L, 3-7	H
03.23.99	L, 2-4	A
03.23.99	L, 0-7	A
02.25.00	L, 1-4	N
03.22.00	L, 2-5	H
03.22.00	W, 2-1	H
03.18.09	L, 5-6	A
03.31.10	L, 1-9 (5)	A
03.04.12	L, 3-6	A
03.18.14	L, 8-9	N
02.10.17	L, 0-4	N
03.12.19	L, 0-8 (6)	N

TENNESSEE STATE

Blue Raiders lead, 49-8

H: 26-2 • A: 17-4 • N: 6-2

02.25.94	W, 6-2	N
02.26.94	W, 25-0 (5)	N
03.04.94	W, 10-0 (5)	H
03.04.94	W, 11-1 (5)	H
04.18.94	W, 13-1 (5)	A
04.18.94	W, 11-1 (5)	A
03.14.95	W, 5-2	H
03.14.95	W, 8-0 (5)	H
04.04.95	W, 6-1	A
04.04.95	W, 21-4 (5)	A
04.29.95	W, 8-0	N
02.23.96	W, 9-0 (5)	N
04.09.96	W, 7-3	H
04.09.96	W, 6-5	H
04.16.96	W, 10-0 (5)	A
04.16.96	W, 3-0	A
03.26.97	W, 7-1	H
03.26.97	W, 10-1 (5)	H
04.16.97	W, 9-0 (6)	A
04.16.97	W, 18-0 (5)	A
02.27.98	W, 6-2	N
02.28.98	W, 5-0	N
03.24.98	W, 8-0 (6)	A
03.24.98	W, 10-2	A
04.09.98	W, 3-2	H
04.09.98	W, 9-1 (5)	H
04.08.99	W, 8-0 (5)	H
04.08.99	W, 19-0 (5)	H
03.04.00	W, 3-0	H
03.30.00	W, 9-1 (6)	H
03.30.00	W, 8-0 (5)	H
04.19.00	W, 11-0 (5)	A
04.22.03	W, 5-0	H
04.22.03	W, 8-0 (5)	H
03.09.04	L, 0-1	A
03.09.04	L, 8-10	A
03.29.06	W, 13-5 (6)	H
03.29.06	L, 3-4	H
02.23.07	L, 1-2	H
04.25.07	L, 4-5 (8)	A

04.22.09	W, 12-0 (5)	A
04.22.09	W, 3-0	A
04.21.10	W, 3-2	H
04.21.10	W, 6-1	H
03.01.14	L, 1-7	N
03.02.14	L, 1-5	N
04.07.15	W, 4-0	H
04.29.15	W, 3-0	A
03.22.16	W, 3-0	H
03.30.16	W, 1-0	A
03.22.17	L, 4-7	A
03.27.18	W, 7-1	H
04.25.18	W, 3-1	A
03.27.19	W, 9-2	A
03.11.20	W, 7-2	H
03.11.20	W, 5-1	H
03.23.22	W, 6-2	H

TENNESSEE TECH

Blue Raiders lead, 22-18

H: 9-9 • A: 8-6 • N: 5-3

04.06.93	L, 1-3	A
04.06.93	L, 0-1	A
03.31.94	L, 1-7	H
03.31.94	L, 3-12	H
04.23.94	W, 2-1	N
04.06.95	W, 5-4	H
04.06.95	L, 0-5	H
03.03.96	W, 6-1	N
04.02.96	W, 2-1	H
04.02.96	L, 2-10 (5)	H
04.25.96	W, 9-0 (6)	A
04.25.96	L, 5-13 (6)	A
05.05.96	L, 0-8 (5)	H
04.10.97	W, 3-0	A
04.10.97	W, 4-1	A
04.29.97	L, 1-7	H
04.29.97	L, 2-8	H
04.15.98	L, 1-3	A
04.15.98	W, 1-0	A
05.02.98	L, 3-6	N
03.30.99	W, 1-0	H
03.30.99	W, 6-5	H
04.14.99	W, 4-2	A
04.14.99	W, 4-3	A
04.25.00	W, 2-0	H
04.25.00	W, 3-0	H
05.11.00	W, 1-0	H
03.03.01	L, 2-3	H
02.23.02	L, 3-7	A
03.01.02	W, 6-0	N
03.03.06	L, 1-3	N
04.18.06	W, 4-2	H
04.18.06	W, 6-2	H
02.09.08	L, 2-8	N
04.23.08	W, 3-2	A
04.23.08	W, 3-2	A
03.24.09	L, 3-4 (8)	H
03.04.11	L, 0-6	A
02.11.17	W, 5-3(8)	N
02.12.17	W, 8-2	N

TEXAS A&M

Blue Raiders lead, 1-0

H: 0-0 • A: 0-0 • N: 1-0

03.17.00	W, 4-3	N
----------	--------	---

TEXAS A&M CORPUS CHRISTI

Blue Raiders lead, 2-1

H: 0-0 • A: 0-0 • N: 2-1

02.16.02	L, 0-1	N
02.25.17	W, 4-0	N



02.26.17 W, 2-1 N

TEXAS TECH

Red Raiders lead, 2-0

H: 0-0 • A: 0-0 • N: 0-2

03.16.97 L, 2-4 (5) N

02.17.07 L, 0-6 N

TOLEDO

Blue Raiders lead, 2-1

H: 0-0 • A: 0-0 • N: 2-1

03.26.06 W, 9-1 (6) N

02.23.14 L, 3-4 N

03.05.21 W, 10-2 N

TROY

Trojans lead, 34-20

H: 9-13 • A: 10-15 • N: 1-6

02.25.94 W, 5-4 A

02.26.94 L, 0-6 A

03.23.94 L, 0-2 H

03.23.94 L, 5-8 H

04.08.94 W, 3-2 H

04.09.94 L, 3-11 (6) H

02.26.95 W, 2-1 (8) A

02.26.95 L, 1-9 (5) A

04.23.95 W, 1-0 H

04.23.95 L, 0-2 (5) H

02.24.96 L, 3-11 (5) A

02.25.96 L, 3-5 A

02.27.98 W, 1-0 A

02.28.98 L, 0-1 A

02.28.98 W, 5-3 A

04.27.98 L, 2-5 H

04.27.98 L, 1-5 H

02.19.99 W, 1-0 A

02.20.99 L, 0-2 A

02.18.00 W, 2-1 A

02.19.00 W, 1-0 (8) A

02.16.01 L, 0-4 A

02.16.01 W, 3-0 A

02.17.01 L, 1-2 A

02.15.02 W, 2-1 N

03.22.02 L, 0-1 N

03.19.04 L, 0-3 N

04.22.06 W, 1-0 H

04.22.06 W, 8-6 (13) H

04.22.06 L, 2-5 H

05.11.06 L, 1-4 N

05.12.06 L, 0-3 N

03.10.07 L, 1-12 (6) H

03.10.07 W, 4-2 H

03.11.07 W, 4-3 (9) H

03.04.08 W, 4-1 A

03.04.08 W, 11-0 (5) A

03.05.08 L, 0-4 A

03.10.09 L, 0-3 H

03.10.09 L, 1-6 H

03.11.09 L, 1-7 H

03.03.10 L, 0-5 A

03.03.10 L, 2-4 A

03.04.10 L, 1-4 A

04.22.11 L, 2-4 H

04.22.11 W, 4-2 H

04.23.11 W, 2-1 H

04.21.12 L, 4-5 A

04.21.12 L, 3-8 A

04.22.12 L, 5-6 (10) A

03.06.13 W, 7-5 H

03.06.13 L, 0-5 H

02.28.14 L, 4-5 N

03.02.14 L, 2-5 N

TULSA

Golden Hurricane leads, 3-1

H: 0-0 • A: 0-3 • N: 1-0

02.16.02 W, 3-0 N

04.26.14 L, 0-8 (5) A

04.26.14 L, 1-6 A

04.27.14 L, 4-9 A

UAB

Blue Raiders lead, 13-8

H: 9-4 • A: 3-4 • N: 1-0

04.11.01 W, 8-0 (6) H

04.11.01 W, 2-1 (8) H

04.02.02 W, 4-3 (8) A

04.02.02 L, 0-1 A

03.12.03 W, 3-1 H

03.12.03 L, 3-15 (5) H

03.22.04 L, 4-5 A

03.22.04 W, 6-5 A

04.22.17 W, 3-1 H

05.03.17 L, 1-3 H

05.03.17 W, 4-2 H

03.30.18 L, 2-3 A

03.30.18 L, 0-1 (8) A

03.31.18 W, 4-3 A

05.10.18 W, 11-6 N

04.06.19 W, 6-5 H

04.06.19 L, 1-3 H

05.02.19 W, 5-4 H

03.17.23 W, 8-0 H

03.18.23 W, 2-1 H

03.19.23 L, 7-10 H

UAPB

Blue Raiders lead, 1-0

H: 0-0 • A: 0-0 • N: 1-0

02.26.16 W, 22-6 (5) N

UCF

Knights lead, 2-0

H: 0-0 • A: 0-2 • N: 0-0

02.14.14 L, 1-2 A

03.04.16 L, 0-2 A

UCLA

Bruins lead, 1-0

H: 0-0 • A: 0-1 • N: 0-0

02.09.18 L, 0-11 (5) A

UC RIVERSIDE

Blue Raiders lead, 3-1

H: 0-0 • A: 1-1 • N: 2-0

02.11.18 W, 2-1 N

02.07.20 W, 7-5 N

02.09.23 L, 3-5 A

02.10.23 W, 7-2 A

UCSB

Blue Raiders lead, 1-0

H: 0-0 • A: 0-0 • N: 1-0

02.16.19 W, 2-1 N

UIC

Flames lead, 5-1

H: 0-0 • A: 0-0 • N: 1-5

04.15.95 L, 0-4 N

03.16.99 L, 1-7 (8) N

03.17.99 L, 0-8 (5) N

03.24.00 L, 3-5 N

02.15.14 W, 3-2 N

02.14.16 L, 1-5 N

ULM

Warhawks lead, 18-7

H: 5-4 • A: 2-11 • N: 0-3

03.27.99 L, 2-3 N

02.16.02 L, 1-10 (6) A

02.17.02 L, 2-3 A

03.31.07 L, 3-11 (5) A

04.01.07 W, 7-5 A

04.01.07 W, 3-0 A

03.29.08 W, 2-1 H

03.30.08 L, 4-5 (11) H

03.30.08 W, 11-3 (5) H

03.28.09 L, 1-4 A

03.28.09 L, 1-2 A

03.29.09 L, 1-4 A

04.02.10 W, 1-0 H

04.02.10 L, 1-3 H

04.03.10 L, 5-8 H

05.14.10 L, 0-1 N

03.26.11 L, 8-9 A

03.26.11 L, 3-5 A

03.27.11 L, 12-15 A

03.24.12 W, 4-0 H

03.25.12 W, 6-4 H

03.25.12 L, 2-8 H

03.29.13 L, 1-2 A

03.29.13 L, 6-7 (8) A

02.27.16 L, 0-8 (6) N

UMASS LOWELL

River Hawks lead, 1-0

H: 0-0 • A: 0-0 • N: 0-1

02.13.15 L, 2-3 N

UMBC

Blue Raiders lead, 2-0

H: 0-0 • A: 0-0 • N: 2-0

02.19.16 W, 8-4 N

02.20.16 W, 5-4 (8) N

UNCG

Blue Raiders lead, 1-0

H: 0-0 • A: 0-0 • N: 1-0

03.18.01 W, 1-0 N

UNLV

Runnin' Rebels lead, 1-0

H: 0-0 • A: 0-0 • N: 0-1

03.15.02 L, 2-4 N

USF

Series tied, 1-1

H: 0-0 • A: 0-0 • N: 1-1

03.28.98 L, 2-6 N

03.02.19 W, 2-1 N

UT ARLINGTON

Mavericks lead, 1-0

H: 0-0 • A: 0-0 • N: 0-1

02.18.17 L, 0-1 N

UTAH STATE

Blue Raiders lead, 4-0

H: 0-0 • A: 0-0 • N: 4-0

03.16.00 W, 6-5 N

03.17.02 W, 1-0 (10) N

02.10.18 W, 3-2 N

02.07.20 W, 9-4 N

UTEP



Miners lead, 12-7
H: 4-2 • A: 2-10 • N: 1-0

04.12.14	L, 3-5	A
04.12.14	L, 2-13 (6)	A
04.13.14	L, 5-6	A
03.07.15	L, 0-7	A
03.07.15	L, 4-7	A
03.08.15	L, 2-12 (5)	A
04.16.16	L, 2-7	H
04.16.16	W, 9-3	H
04.17.16	L, 6-9	H
03.18.17	L, 6-7	A
03.18.17	W, 5-2	A
03.19.17	L, 7-10	A
04.28.18	W, 7-0	H
04.28.18	W, 7-2	H
04.29.18	W, 5-2	H
05.08.19	W, 4-3	N
04.23.22	L, 1-2	A
04.23.22	W, 6-1	A
04.24.22	L, 3-4	A

UTSA

Roadrunners lead, 7-6
H: 3-3 • A: 3-3 • N: 2-1

03.28.15	L, 8-11	H
03.28.15	L, 5-13	H
03.29.15	L, 7-9	H
03.25.16	L, 1-7	A
03.25.16	W, 18-0	A
03.26.16	W, 7-5 (8)	A
03.16.19	L, 4-5	A
03.16.19	L, 5-6	A
03.17.19	W, 11-9	A
05.12.21	L, 2-4	N
04.28.23	W, 3-2	H
04.29.23	W, 5-0	H
04.30.23	W, 3-1	H

UT MARTIN

Blue Raiders lead, 30-15-1
H: 13-9 • A: 15-3-1 • N: 2-3

04.18.93	W, 2-0	A
04.18.93	W, 2-1	A
04.20.94	W, 4-2 (11)	A
04.20.94	W, 6-4	A
04.23.94	W, 5-1	N
04.03.95	L, 0-3	H
04.04.95	W, 4-3	H
03.24.96	L, 2-3	H
03.24.96	W, 6-0	H
04.12.96	W, 2-1	A
04.12.96	W, 1-0	A
04.18.97	W, 2-0	H
04.18.97	L, 3-4	H
05.03.97	L, 1-2	N
04.01.98	L, 0-4	H
04.01.98	L, 2-7	H
04.18.99	W, 15-1 (6)	A
04.18.99	W, 1-0	A
04.06.00	W, 7-0	H
04.06.00	W, 3-2	H
05.06.00	W, 2-0	A
05.06.00	W, 4-0	A
02.27.01	W, 1-0	H
02.27.01	W, 5-0	H
04.02.03	W, 4-1	A
04.02.03	W, 9-0 (5)	A

02.25.06	L, 2-6	H
02.28.06	W, 6-4 (8)	A
02.28.06	T, 1-1 (7 Susp.)	A
03.05.06	L, 4-5	N
02.23.08	W, 5-1	H
02.24.08	L, 2-4	H
04.16.08	L, 1-5	A
04.16.08	L, 0-1	A
04.22.10	W, 2-0	H
04.22.10	W, 7-3	H
04.25.12	W, 4-3	H
02.22.13	L, 5-7	N
04.22.14	W, 2-0	A
03.25.15	L, 2-7	H
03.25.15	W, 6-2	H
03.29.17	L, 3-5	A
02.17.18	W, 3-0	N
04.04.18	L, 1-4	H
04.03.19	W, 2-0	A
03.10.22	W, 4-3	H

VALPARAISO

Blue Raiders lead, 3-0
H: 0-0 • A: 0-0 • N: 3-0

03.12.96	W, 8-4	N
02.08.19	W, 4-1 (8)	N
02.10.19	W, 4-2	N

VERMONT

Catamounts lead, 2-1
H: 0-0 • A: 0-0 • N: 1-2

03.19.95	L, 2-4 (6)	N
03.16.97	W, 2-1 (6)	N
03.16.98	L, 1-2	N

VIRGINIA

Cavaliers lead, 5-3
H: 0-0 • A: 0-0 • N: 3-5

03.18.00	L, 1-4	N
02.23.02	W, 4-1	N
03.14.02	L 0-8 (6)	N
03.17.02	W, 5-4 (9)	N
02.16.07	L, 10-11	N
02.18.07	W, 11-2 (5)	N
02.07.09	L, 3-6	N
02.08.09	L, 2-7	N

VIRGINIA TECH

Hokies lead, 2-1
H: 0-0 • A: 0-0 • N: 1-2

03.01.02	L, 1-2	N
02.26.12	W, 7-4	N
02.18.22	L, 2-3	N

WAGNER

Seahawks lead, 1-0
H: 0-0 • A: 0-0 • N: 0-1

02.25.12	L, 3-6	N
----------	--------	---

WESTERN ILLINOIS

Blue Raiders lead, 3-0
H: 2-0 • A: 0-0 • N: 1-0

02.20.10	W, 3-0	N
03.20.21	W, 3-2	H
03.21.21	W, 1-0	H

WESTERN MICHIGAN

Broncos lead, 1-0
H: 0-1 • A: 0-0 • N: 0-0

03.04.00	L, 5-6 (12)	H
----------	-------------	---

WINTHROP

Blue Raiders lead, 2-1
H: 0-0 • A: 0-0 • N: 2-1

03.09.02	W, 8-0 (5)	N
03.02.07	L, 1-3 (8)	N
02.22.09	W, 11-3 (6)	N

WISCONSIN

Badgers lead, 1-0
H: 0-0 • A: 0-0 • N: 0-1

03.10.06	L, 2-4	N
----------	--------	---

WKU

Lady Toppers lead, 47-33
H: 15-20 • A: 15-25 • N: 3-2

03.13.00	W, 2-1 (8)	H
05.04.01	W, 2-0	A
05.04.01	W, 2-1	A
05.05.01	W, 1-0	A
05.05.01	L, 1-4	A
05.13.01	W, 8-0 (6)	N
04.20.02	L, 2-3	A
04.20.02	W, 2-0	A
04.21.02	W, 6-0	A
04.21.02	L, 2-7	A
04.12.03	W, 3-2	H
04.12.03	L, 3-6	H
04.13.03	W, 10-2 (5)	H
04.13.03	W, 5-4 (5)	H
05.09.03	L, 0-1 (13)	A
04.09.04	W, 4-3 (9)	A
04.09.04	W, 5-2	A
04.10.04	W, 5-3	A
04.10.04	L, 1-4 (9)	A
05.14.04	W, 4-0	N
03.26.05	L, 3-6	N
04.09.05	L, 0-1 (8)	H
04.09.05	L, 3-4	H
04.10.05	L, 1-3	H
04.10.05	L, 1-4	H
04.08.06	W, 5-4 (8)	A
04.08.06	L, 3-7	A
04.09.06	L, 4-7	A
05.05.07	L, 2-3	A
05.05.07	W, 5-3	A
05.06.07	W, 3-1	A
05.02.08	W, 6-2	H
05.02.08	L, 3-5	H
05.03.08	W, 6-3	H
05.08.08	L, 1-2	N
05.02.09	L, 2-7	A
05.02.09	L, 3-11	A
04.29.10	L, 1-3	A
05.08.10	W, 8-0 (6)	H
05.08.10	W, 11-3 (5)	H
05.04.11	W, 3-2	H
05.07.11	L, 4-5 (8)	A
05.07.11	L, 1-4	A
04.24.12	W, 8-4	A
05.05.12	L, 0-4	H
05.05.12	L, 1-10 (6)	H
04.03.13	L, 1-6	H
05.03.13	L, 1-7	A
05.03.13	L, 0-4	A
04.02.14	L, 4-10	A
04.16.14	L, 2-4 (8)	H
05.02.15	L, 0-3	H



05.02.15	W, 6-1	H
05.03.15	L, 7-11	H
04.09.16	W, 4-3 (8)	A
04.09.16	L, 3-4 (9)	A
04.10.16	L, 4-5	A
03.11.17	L, 0-3	H
03.12.17	L, 4-6	H
03.12.17	L, 0-2	H
03.17.18	W, 7-4	A
03.17.18	L, 6-8	A
03.17.18	W, 5-2 (8)	A
04.22.19	L, 0-8	H
04.22.19	L, 3-14 (5)	H
04.23.19	L, 4-6	H
05.08.19	W, 1-0	N
03.06.20	L, 1-3	A
03.07.20	L, 2-6	A
03.08.20	L, 1-2	A
04.16.21	W, 1-0	H
04.17.21	L, 2-3	H
04.17.21	W, 5-4 (9)	H
04.18.21	W, 3-2	H
05.06.22	L, 1-6	A
05.07.22	L, 0-3	A
05.08.22	L, 0-7	A
04.14.23	L, 3-4	H
04.15.23	W, 4-2	H
04.16.23	W, 1-0	H

WRIGHT STATE

Blue Raiders lead, 1-0

H: 2-0 • A: 0-0 • N: 1-0

03.02.07	W, 9-0 (5)	N
03.06.19	W, 3-0	H
03.06.19	W, 8-0 (5)	H

YALE

Blue Raiders lead, 2-0

H: 0-0 • A: 0-0 • N: 2-0

03.15.97	W, 2-1 (6)	N
03.03.23	W, 17-3 (5)	N

YOUNGSTOWN STATE

Series tied, 1-1

H: 0-0 • A: 0-0 • N: 1-1

03.22.95	L, 5-6 (6)	N
03.29.97	W, 5-4	N





Conference Tournament Results and Records

Results

1994 OVC Tournament (Clarksville, Tenn.)

Date	Opponent	Result
04.22	vs. Morehead State	L, 0-1 (9)
04.23	at Austin Peay	W, 3-0
04.23	vs. Tennessee Tech	W, 2-1
04.23	vs. UT-Martin	W, 5-1
04.24	vs. Eastern Kentucky	W, 6-3
04.24	vs. Southeast Missouri	L, 2-3 (8)

1995 OVC Tournament (Richmond, Ky.)

Date	Opponent	Result
04.28	at Eastern Kentucky	L, 4-5
04.29	vs. Tennessee State	W, 8-0
04.29	vs. Austin Peay	L, 1-2

1996 OVC Tournament (Murfreesboro, Tenn.)

Date	Opponent	Result
05.04	Austin Peay	W, 2-0
05.04	Eastern Kentucky	W, 7-4 (10)
05.05	Southeast Missouri	L, 1-3
05.05	Tennessee Tech	L, 0-8 (5)

1997 OVC Tournament (Morehead, Ky.)

Date	Opponent	Result
05.03	vs. UT-Martin	L, 1-2
05.04	vs. Austin Peay	L, 1-3

1998 OVC Tournament (Cape Girardeau, Mo.)

Date	Opponent	Result
05.02	vs. Tennessee Tech	L, 3-6
05.03	vs. Austin Peay	L, 3-4

1999 OVC Tournament (Martin, Tenn.)

Date	Opponent	Result
05.01	vs. Austin Peay	W, 11-3 (6)
05.01	vs. Morehead State	W, 4-3 (8)
05.02	vs. Southeast Missouri	L, 0-9 (5)
05.02	vs. Eastern Illinois	L, 0-4

2000 OVC Tournament (Murfreesboro, Tenn.)

Date	Opponent	Result
05.11	Tennessee Tech	W, 1-0
05.12	Southeast Missouri	W, 3-1
05.12	Southeast Missouri	W, 3-1

2001 Sun Belt Tournament (Las Cruces, N.M.)

Date	Opponent	Result
05.11	at New Mexico State	W, 3-2
05.12	vs. FIU	W, 2-1
05.12	vs. Louisiana	L, 5-6
05.13	vs. Western Kentucky	W, 8-0 (6)
05.13	vs. Louisiana	L, 4-6

2002 Sun Belt Tournament (Miami, Fla.)

Date	Opponent	Result
05.09	vs. New Mexico State	W, 3-1
05.09	vs. Louisiana	L, 0-1
05.10	vs. New Mexico State	W, 4-1
05.10	at FIU	W, 1-0
05.11	vs. Louisiana	L, 0-6

2003 Sun Belt Tournament (Bowling Green, Ky.)

Date	Opponent	Result
05.08	vs. FIU	L, 1-2
05.08	vs. New Mexico State	W, 5-1
05.09	at Western Kentucky	L, 0-1 (13)

2004 Sun Belt Tournament (Lafayette, La.)

Date	Opponent	Result
05.12	vs. New Mexico State	W, 3-0
05.13	vs. FIU	L, 1-2
05.14	vs. Western Kentucky	W, 4-0
05.15	vs. New Mexico State	W, 3-1 (10)
05.15	vs. FIU	W, 4-3
05.15	at No. 9 Louisiana	L, 0-19

2005 Sun Belt Tournament (Bowling Green, Ky.)

Date	Opponent	Result
05.12	vs. FIU	L, 1-2

05.13	vs. North Texas	L, 3-5
-------	-----------------	--------

2006 Sun Belt Tournament (Miami, Fla.)

Date	Opponent	Result
05.11	vs. Troy	L, 1-4
05.12	vs. Troy	L, 0-3

2007 Sun Belt Tournament (Murfreesboro, Tenn.)

Date	Opponent	Result
05.08	South Alabama	W, 1-0
05.10	FIU	W, 6-2
05.12	Florida Atlantic	L, 0-1
05.12	Florida Atlantic	L, 3-4

2008 Sun Belt Tournament (Troy, Ala.)

Date	Opponent	Result
05.07	vs. FIU	L, 2-3
05.08	vs. Western Kentucky	L, 1-2

2010 Sun Belt Tournament (Mobile, Ala.)

Date	Opponent	Result
05.12	vs. Louisiana	L, 1-3
05.13	at South Alabama	W, 6-1
05.14	vs. ULM	L, 0-1

2011 Sun Belt Tournament (Lafayette, La.)

Date	Opponent	Result
05.11	at No. 25 Louisiana	L, 3-10
05.12	vs. FIU	L, 5-11 (8)

2018 C-USA Tournament (Charlotte, N.C.)

Date	Opponent	Result
05.09	vs. North Texas	W, 1-0
05.09	vs. FIU	W, 4-0
05.10	vs. UAB	W, 11-6
05.11	vs. Florida Atlantic	W, 7-5
05.12	vs. Florida Atlantic	W, 7-6

2019 C-USA Tournament (Birmingham, Ala.)

Date	Opponent	Result
05.08	vs. UTEP	W, 4-3
05.08	vs. Western Kentucky	W, 1-0
05.09	vs. Louisiana Tech	L, 0-10 (5)
05.10	vs. North Texas	L, 2-4

2021 C-USA Tournament (Bowling Green, Ky.)

Date	Opponent	Result
05.12	vs. UTSA	L, 2-4

2023 C-USA Tournament (Ruston, La.)

Date	Opponent	Result
05.10	LA Tech	W, 5-4
05.10	North Texas	L, 1-2
05.11	Western Kentucky	W, 7-1
05.12	FAU	W, 2-1
05.12	Charlotte	W, 6-5
05.13	North Texas	W, 3-2 (12 inn.)

OVC Tournament Record: 11-12
 Sun Belt Tournament Record: 14-20
 Conference USA Record: 12-4
 Overall Record: 44-65

Records

Games Played

1.	Kristina Hieb	2001-04	18
2.	Steffi Silva	1999-02	17
	Laura Brockman	1999-02	17
4.	Kip Phillips	2000-03	16
5.	Erica Buhl	2000-03	14

Games Started

1.	Steffi Silva	1999-02	17
2.	Kip Phillips	2000-03	16
3.	Kristina Hieb	2001-04	14
4.	Erica Buhl	2000-03	13
	Jamie Estepa	1994-96	13
	Charlotte Peay	1994-97	13
	Courtney Wallace	1998-01	13

Batting Average (min. 15 at bats)

1.	Precious Birdsong	2015-18	.688
2.	Lisa Sherman	2001-02	.500
3.	Corrie Abel	2007-11	.421
4.	Shelby Sargent	2020-present	.409
5.	Stacy Gafford	1994	.400
	Danielle Munoz	2015-18	.400

At Bats

1.	Kristina Hieb	2001-04	48
2.	Steffi Silva	1999-02	46
3.	Kip Phillips	2000-03	45
4.	Charlotte Peay	1994-97	43
5.	Erica Buhl	2000-03	40

Runs Scored

1.	Kip Phillips	2000-03	8
2.	Corrie Abel	2007-11	7
	Stacy Gafford	1994	7
4.	Kirstyn Cuccia	2016-19	6
	Laura Brockman	1999-02	6
	Jamie Polsteen	2001-02	6
	Mandy Baird	1993-95	6
	Allison Cheatham	1995-98	6

Hits

1.	Corrie Abel	2007-11	16
	Kip Phillips	2000-03	16
3.	Lisa Sherman	2001-02	14
	Laura Brockman	1999-02	14
5.	Kristina Hieb	2001-04	12
	Steffi Silva	1999-02	12

Doubles

1.	Shelby Sargent	2021-2024	6
	Melissa Weiland	2004-07	3
	Courtney Mitchell	2003-04	3
4.	Nine tied, most recently:		
	Morgan Harris	2015-18	2

Triples

1.	Corrie Abel	2007-11	2
2.	Nine tied, most recently:		
	Jocelynn De La Cruz	2018-21	1

Home Runs

1.	Kirstyn Cuccia	2016-19	2
	Natalie Ysais	2009-12	2
	Laura Brockman	1999-02	2
4.	11 tied, most recently:		
	Lexi Cushing	2017-21	1

Runs Batted In

1.	Laura Brockman	1999-02	8
	Jamie Estepa	1994-96	8
3.	Kristin Uselton	2015-18	7
	Natalie Ysais	2009-12	7
	Courtney Wallace	1998-01	7
4.	Anyce Harvey	2022-present	6

Walks

1.	Jamie Estepa	1994-96	5
2.	Kelsey Dortch	2008-11	4
	Caitlin McLure	2007-10	4
	Melanie Manley	1997-00	4
5.	Seven tied, most recently:		
	Kirstyn Cuccia	2016-19	3

Hit By Pitches

1.	Leah Grothouse	2002-05	4
2.	Kristin Uselton	2015-18	2
	Danielle Munoz	2015-18	2
	Katie Tompkins	2003-04	2
	Kristina Hieb	2001-04	2



Stolen Bases

1. Precious Birdsong	2015-18	6
2. Jamie Polsteen	1995-98	5
3. Kip Phillips	2000-03	4
Allison Cheatham	1995-98	4
5. Corrie Abel	2007-11	3
Ashley Cline	2007-08	3

Stolen Bases Attempted

1. Precious Birdsong	2015-18	6
2. Jamie Polsteen	1995-98	5
3. Corrie Abel	2007-11	4
Kip Phillips	2000-03	4
Allison Cheatham	1995-98	4

Stolen Bases Percentage (min. 3 steals)

1. Precious Birdsong	2015-18	1.000
Jamie Polsteen	1995-98	1.000
Kip Phillips	2000-03	1.000
Allison Cheatham	1995-98	1.000
Ashley Cline	2007-08	1.000

Games Played/Appearences

1. Lindsey Vander Lugt	2007-10	9
Jennifer Martinez	1999-02	9
3. Jill Booth	1994-95	8
4. Stayc Preator	2000-03	7
Amaya Harris	2021-2024	7
Shelby Sargent	2021-2024	7
5. Shelby Echols	2023-2024	6
6. Cori Jennings	2017-18	5
Courtney Wallace	1998-01	5

Games Started

1. Lindsey Vander Lugt	2007-10	9
2. Jennifer Martinez	1999-02	8
3. Stayc Preator	2000-03	7
Jill Booth	1994-95	7
Amaya Harris	2021-2024	7
Shelby Sargent	2021-2024	7
5. Cori Jennings	2017-18	5

Wins

1. Jennifer Martinez	1999-02	5
2. Stayc Preator	2000-03	4
Jill Booth	1994-95	4
4. Cori Jennings	2017-18	3
Lindsey Vander Lugt	2007-10	3
Crystal Bobo	2004-05	3
Gretchen Mead	2019-23	3

Losses

1. Lindsey Vander Lugt	2007-10	6
2. Jill Booth	1994-95	4
3. Stayc Preator	2000-03	3
Jennifer Martinez	1999-02	3
Courtney Wallace	1998-01	3

Saves

1. Gretchen Greer	2017-18	1
Brittney Herald	2004	1
Leora Brannon	2003-04	1
Amanda Kendall	1998-01	1
Jennifer Martinez	1999-02	1
Kamryn Carcich	2023-2024	1

Strikeouts

1. Jennifer Martinez	1999-02	48
2. Lindsey Vander Lugt	2007-10	44
Jill Booth	1994-95	44
4. Stayc Preator	2000-03	43
5. Crystal Bobo	2004-05	18

Walks

1. Courtney Wallace	1998-01	15
2. Ashley Frizzell	2004	11
3. Crystal Bobo	2004-05	10
4. Jennifer Martinez	1999-02	8
Kelly Johnson	1996	8

Innings Pitched

1. Lindsey Vander Lugt	2007-10	58.2
2. Stayc Preator	2000-03	54.2
3. Jennifer Martinez	1999-02	53.1
Jill Booth	1994-95	53.1
5. Courtney Wallace	1998-01	33.0

Complete Games

1. Lindsey Vander Lugt	2007-10	9
2. Jennifer Martinez	1999-02	8
3. Jill Booth	1994-95	6
4. Stayc Preator	2000-03	5
5. Courtney Wallace	1998-01	4

Shutouts

1. Jennifer Martinez	1999-02	3
2. Cori Jennings	2017-18	2
Crystal Bobo	2004-05	2
4. Kailey Ahlstrom	2019-2022	1
Lindsey Vander Lugt	2007-10	1
Jill Booth	1994-95	1

* Box scores missing for both 1997 OVC Tournament games and the 1998 OVC Tournament game vs. Austin Peay.



The 2023 Blue Raiders pose for a picture with the C-USA Championship trophy after a win over North Texas (May 12, 2023)

NCAA Tournament Results and Records

Results

2000 NCAA Tournament (Tucson, Ariz.)

Date	Opponent	Result
05.18	at No. 2 Arizona	L, 0-8 (6)
05.19	vs. Illinois State	L, 1-3

2018 NCAA Tournament (Tuscaloosa, Ala.)

Date	Opponent	Result
05.18	at No. 12 Alabama	L, 0-8 (6)
05.19	vs. Oregon State	L, 0-4

2023 NCAA Tournament (Tuscaloosa, Ala.)

Date	Opponent	Result
05.19	vs. No. 23 Central Arkansas	W, 8-0 (5inn.)
05.20	at No. 5 Alabama	L, 5-12
05.20	vs. No. 23 Central Arkansas	W, 3-0
05.21	at No. 5 Alabama	W, 4-1
05.21	at No. 5 Alabama	L, 0-1

Records

Games Played

1. Nine players tied:			
Amaya Harris	2021-2024	5	
Shelby Sargent	2021-2024	5	
Ansley Blevins	2023-present	5	
Shelby Echols	2023-2024	5	
Laura Mealer	2022-2023	5	
2. Summer Burgess			
	2017-21	2	
Lexi Cushing	2017-21	2	
Claire Smith	2018-21	2	
Brooke McClure	2018-21	2	
20. Two tied, active player:			
Jocelynn De La Cruz	2018-21	1	

Games Started

1. 9 tied:			
Shelby Sargent	2021-2024	5	
Amaya Harris	2021-2024	5	
Laura Mealer	2022-23	5	

Batting Average

1. Laura Mealer	2022-23	.412
2. Amaya Harris	2021-2024	.353
3. Summer Burgess	2017-21	.333
Precious Birdsong	2015-18	.333
4. Julia Garcia	2023-present	.313
4. Shelby Echols	2023-2024	.308

At Bats

1. Laura Mealer	2022-23	17
Amaya Harris	2021-2024	17
2. Julia Garcia	2023-present	16
3. Anyce Harvey	2022-present	15
4. Shelby Echols	2023-2024	13
Ansley Blevins	2023-present	13
5. Keely McGee	2017-20	2
6. Jocelynn De La Cruz	2018-21	1

Runs Scored

1. Laura Mealer	2022-2023	5
2. Shelby Echols	2023-2024	4
3. Amaya Harris	2021-2024	3

Hits

1. Laura Mealer	2022-23	7
2. Amaya Harris	2021-2024	6
3. Julia Garcia	2023-present	5
4. Shelby Echols	2023-2024	4

Doubles

1. Laura Mealer	2022-23	1
Amaya Harris	2021-2024	1
Julia Garcia	2023-present	1
Ansley Blevins	2023-present	1

Triples

N/A

Home Runs

1. Laura Mealer	2022-23	2
2. Ansley Blevins	2023-present	1

Runs Batted In

1. Laura Mealer	2022-23	6
2. Ansley Blevins	2023-present	3

Walks

1. Shelby Echols	2023-2024	4
Savannah Behabetz	2023-2024	3

Hit By Pitches

1. Ava Tepe	2022-present	4
--------------------	---------------------	----------

Stolen Bases

1. Laura Mealer	2022-23	2
-----------------	---------	---

Stolen Bases Attempted

1. Laura Mealer	2022-23	2
-----------------	---------	---

Stolen Bases Percentage

1. Laura Mealer	2022-23	1.000
-----------------	---------	-------

Games Played/Appearances

1. Gretchen Mead	2019-23	3
2. Kamryn Carcich	2023-present	2
3. Gretchen Greer	2017-18	1
Jennifer Martinez	1999-2002	1
Stacy Preator	2000-03	1

Games Started

1. Gretchen Mead	2019-23	3
2. Kamryn Carcich	2023-2024	2
3. Stacy Preator	2000-03	1

Wins

1. Gretchen Mead	2019-23	3
------------------	---------	---

Losses

1. Cori Jennings	2017-18	2
2. Jennifer Martinez	1999-2002	1
Stacy Preator	2000-03	1

Saves

N/A

Strikeouts

1. Gretchen Mead	2019-23	6
2. Cori Jennings	2017-18	4
Jennifer Martinez	1999-2002	4
3. Stacy Preator	2000-03	3

Walks

1. Cori Jennings	2017-18	4
2. Gretchen Greer	2017-18	1
Jennifer Martinez	1999-2002	1

Innings Pitched

1. Gretchen Mead	2019-23	19.0
2. Kamryn Carcich	2023-2024	13.0
3. Cori Jennings	2017-18	8.1
4. Stacy Preator	2000-03	7.0

Complete Games



Ranked No.23 in the country, Team picture at Rhoads Stadium in 2023

NISC Tournament Results and Records

Results

2019 NISC Tournament (Nacogdoches, Texas)

Date	Opponent	Result
05.16	vs. McNeese State	L, 3-7
05.17	at Stephen F. Austin	L, 0-4

Records

Games Played

1. 8 tied, active players:		
Summer Burgess	2017-21	2
Claire Smith	2018-21	2
Jocelynn De La Cruz	2018-21	2
Ryan King	2018-21	2
Savannah Freeman	2019-pres.	2
9. Five tied, active players:		
Hailey Bosley	2019-pres.	1
Lani Rodriguez	2019-pres.	1
Lexi Cushing	2017-21	1
Brooke McClure	2018-21	1

Games Started

1. Six tied, active players:		
Summer Burgess	2017-21	2
Claire Smith	2018-21	2
Jocelynn De La Cruz	2018-21	2
Ryan King	2018-21	2
7. Six tied, active players:		
Hailey Bosley	2019-pres.	1
Lani Rodriguez	2019-pres.	1
Lexi Cushing	2017-21	1
Brooke McClure	2018-21	1

Batting Average

1. Brooke McClure	2018-21	.500
2. Ryan King	2018-21	.333
Kaylyn Slatter	2017-20	.333
Samantha Valentine	2018-20	.333
5. Claire Smith	2018-21	.250
Summer Burgess	2017-21	.250

At Bats

1. Summer Burgess	2017-21	7
Claire Smith	2018-21	7
3. Kirstyn Cuccia	2016-19	6
Ryan King	2018-21	6
5. Jocelynn De La Cruz	2018-21	5

6. Four tied; active players:		
Hailey Bosley	2019-pres.	3
Lexi Cushing	2017-21	3
10. Three tied; active players:		
Lani Rodriguez	2019-pres.	2
Brooke McClure	2018-21	2

Runs Scored

1. Brooke McClure	2018-21	1
Samantha Valentine	2018-20	1
Savannah Freeman	2019-pres.	1

Hits

1. Claire Smith	2018-21	2
Summer Burgess	2017-21	2
Ryan King	2018-21	2
4. Three tied; active player:		
Brooke McClure	2018-21	1

Doubles

1. Kaylyn Slatter	2017-20	1
Ryan King	2018-21	1

Triples

N/A

Home Runs

N/A

Runs Batted In

1. Ryan King	2018-21	1
Summer Burgess	2017-21	1

Walks

1. Keely McGee	2017-20	2
2. Lani Rodriguez	2019-pres.	1
Brooke McClure	2018-21	1

Hit By Pitches

1. Jocelynn De La Cruz	2018-21	1
------------------------	---------	---

Stolen Bases

1. Claire Smith	2018-21	2
-----------------	---------	---

Stolen Bases Attempted

1. Claire Smith	2018-21	2
-----------------	---------	---

Stolen Bases Percentage

1. Claire Smith	2018-21	1.000
-----------------	---------	-------

Games Played/Appearances

1. Corrina Dodd	2019-pres.	2
2. Gretchen Mead	2019-pres.	1
Kailey Ahlstrom	2019-pres.	1

Games Started

1. Corrina Dodd	2019-pres.	1
Kailey Ahlstrom	2019-pres.	1

Wins

N/A

Losses

1. Corrina Dodd	2019-pres.	1
Kailey Ahlstrom	2019-pres.	1

Saves

N/A

Strikeouts

1. Corrina Dodd	2019-pres.	3
Kailey Ahlstrom	2019-pres.	3

Walks

1. Gretchen Mead	2019-pres.	1
Kailey Ahlstrom	2019-pres.	1
Corrina Dodd	2019-pres.	1

Innings Pitched

1. Corrina Dodd	2019-pres.	5.1
2. Kailey Ahlstrom	2019-pres.	4.0
3. Gretchen Mead	2019-pres.	3.2

Complete Games

N/A

Shutouts

N/A



Summer Burgess lines up next to her teammates prior to MT's first NISC game against McNeese State (May 16, 2019)



Ryan King, Corrina Dodd and Hailey Bosley line up for the national anthem before MT's NISC game against Stephen F. Austin (May 17, 2019)



Individual Career Records

Games Played*

1. Summer Burgess	2017-21	245
2. Steffi Silva	1999-02	239
3. Lexi Cushing	2017-21	230
4. Melanie Manley	1997-00	228
5. Jamie Polsteen	1995-98	221
6. Martha Davis	2006-09	220
7. Charlotte Peay	1994-97	219
8. Courtney Wallace	1998-01	219
9. Kip Phillips	2000-03	218
10. Allison Cheatham	1995-98	217

Games Started*#

1. Summer Burgess	2017-21	245
2. Steffi Silva	1999-02	231
3. Melanie Manley	1997-00	227
4. Kip Phillips	2000-03	219
Lexi Cushing	2017-21	219
6. Courtney Wallace	1998-01	214
Martha Davis	2006-09	214
8. Morgan Harris	2015-18	213
9. Erica Buhl	2000-03	211
10. Samantha Nieves	2012-15	208

Batting Average (min. 100 at-bats)

1. Kim Blair	1996	.431
2. Cortney Mitchell	2003-04	.423
3. Precious Birdsong	2015-18	.380
4. Brittany Herald	2004	.374
5. Corrie Abel	2007-11	.364
6. Kelci Hill	2020-21	.361
7. Stacy Gafford	1994	.358
8. Laura Mealer	2022-2023.	.350
9. Carlie Jenkins	2015-16	.334
10. Summer Burgess	2017-21	.333

At-Bats

1. Summer Burgess	2017-21	812
2. Melanie Manley	1997-00	658
3. Corrie Abel	2007-11	653
4. Lexi Cushing	2017-21	647
5. Steffi Silva	1999-02	644
6. Jamie Polsteen	1995-98	643
7. Precious Birdsong	2015-18	640
8. Kip Phillips	2000-03	637
9. Allison Cheatham	1995-98	632
10. Morgan Harris	2015-18	629

Runs Scored

1. Precious Birdsong	2015-18	158
2. Summer Burgess	2017-21	144
3. Melanie Manley	1997-00	109
4. Lexi Cushing	2017-21	107
5. Corrie Abel	2007-11	105
6. Laura Mealer	2022-23	101
7. Jamie Polsteen	1995-98	100
8. Caitlin McLure	2007-10	98
9. Allison Cheatham	1995-98	96
10. Erica Buhl	2000-03	92

Hits

1. Summer Burgess	2017-21	270
2. Precious Birdsong	2015-18	243
3. Corrie Abel	2007-11	238
4. Allison Cheatham	1995-98	195
5. Melanie Manley	1997-00	192
6. Morgan Harris	2015-18	186
7. Lexi Cushing	2017-21	183
8. AMaya Harris	2021-24	181
9. Jamie Polsteen	1995-98	172
10. Steffi Silva	1999-02	170
Kip Phillips	2000-03	170

Singles

1. Summer Burgess	2017-21	228
2. Precious Birdsong	2015-18	207
3. Corrie Abel	2007-11	186
4. Allison Cheatham	1995-98	170
5. Jamie Polsteen	1995-98	168
6. Kip Phillips	2000-03	159
7. Steffi Silva	1999-02	155
8. Melanie Manley	1997-00	151
9. Morgan Harris	2015-18	147
10. Caitlin McLure	2007-10	135

Doubles

1. Cortney Mitchell	2003-04	51
2. Muriel Ledbetter	2003-07	38
Lexi Cushing	2017-21	38
4. Melanie Manley	1997-00	37
Corrie Abel	2007-11	37
Kayla Toney	2011-14	37
7. Rachel Actkinson	1997-99	36
8. Summer Burgess	2017-21	35
9. Martha Davis	2006-09	32
10. Jennifer Martinez	1999-02	30
Nina Dever	2011-14	30

Triples

1. Precious Birdsong	2015-18	14
2. Allison Cheatham	1995-98	9
Nina Davenport	2010-13	9
4. Kerry Allen	1998-00	7
5. Kandal Walker	1996-97	6
Corrie Abel	2007-11	6
Summer Burgess	2017-21	6
Shelby Sargent	2021-24	6
7. Stacy Gafford	1994	5
Jamie Estepa	1994-96	5
Courtney Wallace	1998-01	5
Ashley Cline	2007-08	5
Whitney Darlington	2007-08	5
Kelci Hill	2020-21	5

Home Runs

1. Lexi Cushing	2017-21	50
2. Laura Brockman	1999-02	23
3. Laura Mealer	2022-23	22
4. Martha Davis	2006-09	20
Kayla Toney	2011-14	20
Ansley Blevins	2023-present	20
6. Kaycee Popham	2009-12	19
7. Melissa Weiland	2004-07	18
8. Cortney Mitchell	2003-04	17
Muriel Ledbetter	2003-07	17
Nina Dever	2011-14	17
Laura Dukes	2012-14	17
Jocelynn De La Cruz	2018-21	17

Total Bases

1. Lexi Cushing	2017-21	371
2. Summer Burgess	2017-21	320
3. Corrie Abel	2007-11	314
4. Precious Birdsong	2015-18	303
5. Martha Davis	2006-09	270
6. Cortney Mitchell	2003-04	259
7. Kayla Toney	2011-14	258
8. Morgan Harris	2015-18	249
9. Muriel Ledbetter	2003-07	238
10. Melanie Manley	1997-00	237

Runs Batted In

1. Lexi Cushing	2017-21	145
2. Morgan Harris	2015-18	111
3. Martha Davis	2006-09	106
4. Austyn Whaley	2014-17	86
Jocelynn De La Cruz	2018-21	86
5. Laura Mealer	2022-23	85
5. Laura Brockman	1999-02	80
6. Charlotte Peay	1994-97	79
7. Corrie Abel	2007-11	78
Natalie Ysais	2009-12	78

Slugging Percentage (min. 100 at-bats)

1. Cortney Mitchell	2003-04	.755
2. Kelsey Woodruff	2012	.575
3. Lexi Cushing	2017-21	.573
4. Angie Huebner	2004	.553
5. Stacy Gafford	1994	.531
6. Brittany Herald	2004	.529
7. Kaylee Richetto	2020-21	.524
8. Ansley Blevins	2023-present	.512
9. Laura Dukes	2012-14	.497
10. Carlie Jenkins	2015-16	.495
Muriel Ledbetter	2003-07	.495

On-Base Percentage (min. 100 at-bats)

1. Cortney Mitchell	2003-04	.479
2. Precious Birdsong	2015-18	.462
3. Kim Blair	1996	.458
4. Muriel Ledbetter	2003-07	.440
5. Laura Dukes	2012-14	.430
6. Carlie Jenkins	2015-16	.429
7. Corrie Abel	2007-11	.422
8. Brittany Herald	2004	.416
9. Stacy Gafford	1994	.414

Sacrifice Hits

1. Jamie Polsteen	1995-98	53
2. Caitlin McLure	2007-10	37
3. Brittney Banania	2008-11	36
4. Mandy Baird	1993-95	34
Melanie Manley	1997-00	34
6. Allison Cheatham	1995-98	31
7. Rachel Actkinson	1997-99	29
8. Kandal Walker	1996-97	27
Samantha Nieves	2012-15	27
10. Morgan Harris	2015-18	26

Sacrifice Flies

1. Melanie Manley	1997-20	7
Lexi Cushing	2017-21	7
3. Danielle DeCamino	2002-04	6
Natalie Ysais	2009-12	6
Austyn Whaley	2014-17	6
6. Rachel Actkinson	1997-99	5
Erica Buhl	2000-03	5
Cortney Mitchell	2003-04	5
Jennifer Cerda	2006-08	5
Martha Davis	2006-09	5
Nina Dever	2011-14	5
Kristin Uselton	2015-18	5
Kelci Hill	2020-21	5

Walks

1. Summer Burgess	2017-21	91
2. Lexi Cushing	2017-21	89
3. Muriel Ledbetter	2003-07	88
4. Precious Birdsong	2015-18	86
5. Austyn Whaley	2014-17	76
6. Laura Dukes	2012-14	66
7. Corrie Abel	2007-11	64
8. Caitlin McLure	2007-10	61
9. Samantha Nieves	2012-15	60
10. Natalie Ysais	2009-12	57

Strikeouts

1. Lexi Cushing	2017-21	125
2. Nina Dever	2011-14	121
3. Melissa Weiland	2004-07	119
Kaycee Popham	2009-12	119
5. Summer Burgess	2017-21	106
6. Martha Davis	2006-09	103
7. Brittney Banania	2008-11	103
8. Jessica Ives	2007-10	101
9. Kelsey Dortch	2008-11	100
10. Austyn Whaley	2014-17	98



Hit by Pitches

1.	Natalie Ysaïs	2009-12	37
2.	Muriel Ledbetter	2003-07	31
3.	Ava Tepe	2022-present	27
3.	Dani Munoz	2016-18	25
4.	Kaycee Popham	2009-12	23
5.	Kristi Marquez	2009-13	21
6.	Laura Dukes	2012-14	20
7.	Morgan Harris	2015-18	18
8.	Kayla Toney	2011-14	16
	Kristi Marquez	2012-13	16
10.	Leah Grothouse	2002-05	15
	Carlie Jenkins	2015-16	15

Stolen Bases

1.	Precious Birdsong	2015-18	132
2.	Caitlin McClure	2007-10	71
3.	Jamie Polsteen	1995-98	69
4.	Allison Cheatham	1995-98	60
5.	Kip Phillips	2000-03	59
6.	Kim Blair	1996	52
7.	Summer Burgess	2017-21	51
8.	Melanie Manley	1997-00	47
	Ashley Cline	2007-08	47
10.	Steffi Silva	1999-02	40
	Shelby Echols	2023-24	40

Stolen Bases Attempted

1.	Precious Birdsong	2015-18	155
2.	Jamie Polsteen	1995-98	92
3.	Kip Phillips	2000-03	80
4.	Caitlin McClure	2007-10	78
5.	Allison Cheatham	1995-98	76
6.	Melanie Manley	1997-2000	62
	Summer Burgess	2017-21	62
7.	Kim Blair	1996	55
8.	Steffi Silva	1999-02	53
	Ashley Cline	2007-08	53

Stolen Base Percentage (min. 15 attempts)

1.	Kandal Walker	1996-97	.950
2.	Kim Blair	1996	.945
3.	Caitlin McClure	2007-10	.910
4.	Claire Smith	2018-21	.900
5.	Sydney Heath	2019-20	.889
	Keely McGee	2017-20	.889
7.	Ashley Cline	2007-08	.887
8.	Melissa Webb	1994-97	.880
9.	Mandy Baird	1993-95	.875
10.	Precious Birdsong	2015-18	.852

* - Based on GP/GS listed in hitting statistics

- Does not include GS in 1993 due to missing info

Games Played/Appearances*

1.	Lindsey Vander Lugt	2007-10	173
2.	Jennifer Martinez	1999-02	133
3.	Stacy Preator	2000-03	121
4.	Caitlin McClure	2012-15	117
5.	Jordyn Fisherback	2011-14	95
	Shelby Stinnett	2011-14	95
7.	Amber Baldwin	2018-21	87
8.	Caty Jutson	2009-12	83
9.	Trish White	2004-06	75
10.	Andrea Edwards	1993-95	74

Games Started*

1.	Lindsey Vander Lugt	2007-10	140
2.	Jennifer Martinez	1999-02	115
3.	Stacy Preator	2000-03	98
4.	Andrea Edwards	1993-95	65
5.	Jaclyn Story	1997-98	62
	Jordyn Fisherback	2011-14	62
	Amber Baldwin	2018-21	62
8.	Kelci Cheney	2014-16	61
9.	Courtney Wallace	1998-01	60
10.	Cori Jennings	2017-18	58

Wins

1.	Jennifer Martinez	1999-02	75
2.	Lindsey Vander Lugt	2007-10	68
3.	Stacy Preator	2000-03	62
4.	Andrea Edwards	1993-95	33
5.	Jill Booth	1994-95	32
	Jaclyn Story	1997-98	32
7.	Cori Jennings	2017-18	31
8.	Amber Baldwin	2018-21	30
9.	Amanda Kendall	1998-01	26
	Courtney Wallace	1998-01	26
	Kelci Cheney	2014-16	26

Losses

1.	Lindsey Vander Lugt	2007-10	82
2.	Jennifer Martinez	1999-02	50
3.	Jordyn Fisherback	2011-14	43
	Shelby Stinnett	2011-14	43
5.	Caty Jutson	2009-12	38
6.	Stacy Preator	2000-03	37
7.	Caitlin McClure	2012-15	36
8.	Andrea Edwards	1993-95	30
	Kelci Cheney	2014-16	30
10.	Cori Jennings	2017-18	27

Saves

1.	Trish White	2004-06	8
	Kamryn Carcich	2023-24	8
2.	Stacy Preator	2000-03	5
	Kailey Ahlstrom	2019-21	5
4.	Jennifer Martinez	1999-02	4
	Lindsey Vander Lugt	2007-10	4
6.	Valerie Swanson	2003	3
	Shelby Stinnett	2011-14	3
	Caitlin McClure	2012-15	3
9.	Andrea Edwards	1993-95	2
	Amanda Kendall	1998-02	2
	Jennifer Dorias	2003-05	2
	Crystal Bobo	2004-05	2
	Muriel Ledbetter	2003-07	2
	Janele Robinson	2010-11	2
	Kelci Cheney	2014-16	2
	Megan Chocallo	2015-17	2
	Pattie Ruth Taylor	2015-18	2
	Cori Jennings	2017-18	2
	Corrina Dodd	2019-22	2
	Amber Baldwin	2018-21	2

Strikeouts

1.	Jennifer Martinez	1999-02	907
2.	Lindsey Vander Lugt	2007-10	625
3.	Stacy Preator	2000-03	609
4.	Jill Booth	1994-95	342
5.	Andrea Edwards	1993-95	300
6.	Cori Jennings	2017-18	224

7.	Jaclyn Story	1997-98	193
8.	Amanda Kendall	1998-01	183
	Crystal Bobo	2004-05	183
10.	Courtney Wallace	1998-01	182

Walks

1.	Caitlin McClure	2012-15	193
2.	Jaclyn Story	1997-98	182
3.	Jennifer Martinez	1999-02	180
4.	Shelby Stinnett	2011-14	153
5.	Andrea Edwards	1993-95	137
6.	Courtney Wallace	1998-01	135
7.	Amber Baldwin	2018-21	131
8.	Lindsey Vander Lugt	2007-10	124
9.	Caty Jutson	2009-12	110
10.	Amanda Kendall	1998-01	105

Earned Run Average (min. 50 innings pitched)

1.	Jennifer Martinez	1999-22	1.45
2.	Stacy Preator	2000-03	1.63
3.	Jill Booth	1994-95	1.81
4.	Andrea Edwards	1993-95	1.89
5.	Jennifer Fine	1994-95	2.32
6.	Amanda Kendall	1998-01	2.37
7.	Ashley Frizzell	2004	2.41
8.	Lindsey Vander Lugt	2007-10	2.42
9.	Courtney Wallace	1998-01	2.44
10.	Cori Jennings	2017-18	2.46

Innings Pitched

1.	Lindsey Vander Lugt	2007-10	982.0
2.	Jennifer Martinez	1999-22	818.2
3.	Stacy Preator	2000-03	664.2
4.	Andrea Edwards	1993-95	418.2
5.	Jaclyn Story	1997-98	408.2
6.	Jill Booth	1994-95	374.1
7.	Cori Jennings	2017-18	367.0
8.	Courtney Wallace	1998-01	366.2
9.	Jordyn Fisherback	2011-14	355.2
10.	Amber Baldwin	2018-21	352.0

Complete Games

1.	Lindsey Vander Lugt	2007-10	114
2.	Jennifer Martinez	1999-02	97
3.	Stacy Preator	2000-03	71
4.	Andrea Edwards	1993-95	55
5.	Jaclyn Story	1997-98	54
6.	Jill Booth	1994-95	44
7.	Courtney Wallace	1998-01	41
8.	Cori Jennings	2017-18	34
9.	Amanda Kendall	1998-01	30
10.	Kelly Johnson	1996	26
	Amber Baldwin	2018-21	26

Shutouts

1.	Jennifer Martinez	1999-02	35
2.	Stacy Preator	2000-03	26
3.	Lindsey Vander Lugt	2007-10	20
4.	Andrea Edwards	1993-95	13
	Jaclyn Story	1997-98	13
6.	Amanda Kendall	1998-01	12
7.	Courtney Wallace	1998-01	9
8.	Jill Booth	1994-95	8
	Kim Blair	1996	8
	Cori Jennings	2017-18	8
	Amber Baldwin	2018-21	8

* - Based on GP/GS listed in pitching statistics



Putouts

1.	Lexi Cushing	2017-21	1502
2.	Kaycee Popham	2009-12	1284
3.	Melanie Manley	1997-2000	1118
4.	Justine Cerda	2006-08	1054
5.	Charlotte Peay	1994-97	935
6.	Morgan Harris	2015-18	824
7.	Lindsay Azevedo	2001-02	693
8.	Natalie Ysais	2009-12	660
9.	Shay Haskell	1997-2000	638
10.	Katie Mielke	2006-08	584

Assists

1.	Summer Burgess	2017-21	512
2.	Samantha Nieves	2012-15	503
3.	Brittney Banania	2008-11	494
4.	Rachel Actkinson	1997-99	416
5.	Steffi Silva	1999-2002	395
6.	Kristi Marquez	2010-13	391
7.	Melissa Weiland	2004-07	373
8.	Samantha Nieves	2012-14	372
9.	Pierrecia Lyons	1995-98	338
10.	Shelby Stiner	2006-07	336



Individual Season Records

Games Played*

1.	Lindsay Azevedo	2001	64
	Lisa Sherman	2001	64
	Steffi Silva	2001	64
4.	Kip Phillips	2001	63
5.	Muriel Ledbetter	2006	62
	Shelby Stiner	2006	62
	Melissa Weiland	2006	62
	Laura Mealer	2023	62
	Amaya Harris	2023	62
	Shelby Echols	2023	62
	Shelby Sargent	2023	62

Games Started*

1.	Lindsay Azevedo	2001	64
	Lisa Sherman	2001	64
	Steffi Silva	2001	64
4.	Kip Phillips	2001	63
5.	Shelby Stiner	2006	62
	Laura Mealer	2023	62
	Shelby Echols	2023	62
	Shelby Sargent	2023	62
6.	Muriel Ledbetter	2006	61
	Summer Burgess	2018	61
	Amaya Harris	2023	61
	Ansley Blevins	2023	61
8.	12 tied with 60; last:		60
	Claire Smith	2018	60

Batting Average (min. 100 at-bats)

1.	Precious Birdsong	2017	.443
2.	Cortney Mitchell	2004	.436
3.	Kim Blair	1996	.431
4.	Kayla Toney	2012	.410
5.	Cortney Mitchell	2003	.409
6.	Laura Mealer	2023	.388
7.	Corrie Abel	2011	.387
8.	Shelby Echols	2023	.384
8.	Carlie Jenkins	2015	.383
9.	Corrie Abel	2008	.381
10.	Precious Birdsong	2018	.380

At-Bats

1.	Kip Phillips	2001	208
2.	Kim Blair	1996	204
3.	Steffi Silva	1999	203
	Summer Burgess	2019	203
	Shelby Echols	2023	203
5.	Summer Burgess	2018	202
6.	Laura Mealer	2023	201
7.	Lisa Sherman	2001	194
8.	Kerry Allen	1999	192
8.	Melanie Manley	1999	191
10.	Tamara Davis	1999	186

Runs Scored

1.	Laura Mealer	2023	67
2.	Shelby Echols	2023	51
3.	Precious Birdsong	2018	50
4.	Cortney Mitchell	2004	49
5.	Precious Birdsong	2016	46
6.	Stacy Gafford	1994	42
	Cortney Mitchell	2003	42
7.	Kim Blair	1996	40
	Melanie Manley	1999	40
	Precious Birdsong	2015	40
	Summer Burgess	2018	40
8.	Rachel Actkinson	1999	38
	LaRi Mitchell	2014	38

Hits

1.	Kim Blair	1996	88
2.	Laura Mealer	2023	78
3.	Cortney Mitchell	2003	76
4.	Summer Burgess	2018	74

Singles

1.	Kim Blair	1996	84
2.	Summer Burgess	2018	68
3.	Summer Burgess	2019	63
4.	Allison Cheatham	1997	59
5.	Precious Birdsong	2017	57
	Precious Birdsong	2018	57
7.	Kandal Walker	1996	54
	Steffi Silva	1999	54
9.	Kip Phillips	2001	52
	Corrie Abel	2008	52
	Corrie Abel	2010	52

Doubles

1.	Cortney Mitchell	2003	27
2.	Cortney Mitchell	2004	25
3.	Jennifer Martinez	2001	20
	Laura Mealer	2023	20
4.	Muriel Ledbetter	2006	17
	Corrie Abel	2011	17
	Laura Dukes	2014	17
7.	Brittany Herald	2004	16
8.	Stacy Gafford	1994	15
	Lindsay Azevedo	2001	15
10.	Rachel Actkinson	1999	14
	Martha Davis	2007	14
	Amaya Harris	2024	14

Triples

1.	Kerry Allen	1999	6
	Nina Davenport	2012	6
	Precious Birdsong	2015	6
4.	Jamie Estepa	1994	5
	Stacy Gafford	1994	5
	Allison Cheatham	1996	5
	Kandal Walker	1996	5
	Shelby Sargent	2023	5
	Shelby Echols	2023	5
8.	Cortney Mitchell	2004	4
	Ashley Cline	2008	4
	Precious Birdsong	2018	4

Home Runs

1.	Lexi Cushing	2019	15
2.	Ansley Blevins	2024	14
3.	Lexi Cushing	2018	14
4.	Laura Mealer	2023	12
5.	Muriel Ledbetter	2006	11
6.	Cortney Mitchell	2004	11
	Kaycee Popham	2012	10
	Lexi Cushing	2020*	10
	Laura Mealer	2022	10
7.	Laura Brockman	2000	9
8.	Angie Huebner	2004	8
	Whitney Darlington	2007	8
	Kelsey Woodruff	2012	8
	Jocelynn De La Cruz	2020*	8

Total Bases

1.	Laura Mealer	2023	140
2.	Cortney Mitchell	2004	137
3.	Cortney Mitchell	2003	120
4.	Lexi Cushing	2018	107
5.	Muriel Ledbetter	2006	106
6.	Shelby Echols	2023	98
7.	Lexi Cushing	2019	97
8.	Stacy Gafford	1994	95
9.	Whitney Darlington	2007	94
10.	Kim Blair	1996	92
	Brittany Herald	2004	92

Runs Batted In

1.	Laura Mealer	2023	57
1.	Lexi Cushing	2018	48
2.	Brittany Herald	2004	42

Slugging Percentage (min. 100 at-bats)

1.	Cortney Mitchell	2004	.797
2.	Cortney Mitchell	2003	.702
3.	Laura Mealer	2023	.697
4.	Lexi Cushing	2018	.669
5.	Ansley Blevins	2024	.664
6.	Kayla Toney	2012	.657
7.	Muriel Ledbetter	2006	.642
8.	Laura Mealer	2022	.607
9.	Laura Dukes	2014	.592
10.	Lexi Cushing	2019	.591

On-Base Percentage (min. 100 at-bats)

1.	Laura Dukes	2014	.505
2.	Precious Birdsong	2017	.494
3.	Cortney Mitchell	2004	.492
4.	Kayla Toney	2012	.479
5.	Cortney Mitchell	2003	.467
5.	Laura Mealer	2023	.466
6.	Precious Birdsong	2015	.462
7.	Corrie Abel	2011	.461
8.	Muriel Ledbetter	2006	.459
9.	Kim Blair	1996	.458
10.	Precious Birdsong	2018	.456

Sacrifice Hits

1.	Jamie Polsteen	1996	26
2.	Audrey Peters	1997	22
3.	Mandy Baird	1994	19
4.	Kandal Walker	1996	16
	Brittney Banania	2011	16
6.	Mandy Baird	1995	15
	Sydney Heath	2019	15
8.	Rachel Actkinson	1997	14
9.	Melanie Manley	1998	13
	Justine Cerda	2007	13
	Kirstyn Cuccia	2018	13
	Kristin Uselton	2018	13

Sacrifice Flies

1.	Danielle DeCamino	2003	5
	Kelci Hill	2021	5
2.	Melanie Manley	1998	4
	Angie Huebner	2004	4
	Austyn Whaley	2017	4
	Kristin Uselton	2018	4
6.	Jennifer Fine	1995	3
	Rachel Actkinson	1998	3
	Erica Buhl	2003	3
	Cortney Mitchell	2003	3
	Whitney Darlington	2008	3
	Natalie Ysais	2012	3
	Carlie Jenkins	2015	3
	Morgan Harris	2018	3
	Lexi Cushing	2019	3
	Jocelynn De La Cruz	2020*	3

Walks

1.	Laura Dukes	2014	34
2.	Muriel Ledbetter	2006	30
	Austyn Whaley	2014	30
3.	Muriel Ledbetter	2003	29
4.	Precious Birdsong	2015	27
	Shelby Echols	2023	27
5.	Lexi Cushing	2019	26
	Savannah Behabetz	2023	26
6.	Laura Mealer	2023	25
7.	Laura Dukes	2013	24
	Summer Burgess	2018	24
8.	Lindsay Azevedo	2002	23
	Precious Birdsong	2018	23

Strikeouts

1.	Marinna Shadley	2014	45
2.	Tobie Joy	2009	42
3.	Melissa Weiland	2006	41
4.	Ashley Cline	2007	40
5.	Shelby Stiner	2007	39
	Jessica Ives	2010	39
	Kristi Marquez	2010	39
	Niki Campbell	2013	39
9.	Liz Davis	2005	37
	Justine Cerda	2006	37
	Shelby Stiner	2006	37



Hit by Pitches

Table with 3 columns: Rank, Name, Year, Hits. Includes players like Kaycee Popham, Natalie Ysais, and Ava Tepe.

Stolen Bases

Table with 3 columns: Rank, Name, Year, Stolen Bases. Includes players like Kim Blair, Precious Birdsong, and Ashley Cline.

Stolen Bases Attempted

Table with 3 columns: Rank, Name, Year, Attempts. Includes players like Kim Blair, Precious Birdsong, and Shelby Echols.

Stolen Base Percentage (min. 10 attempts)

Table with 3 columns: Rank, Name, Year, Percentage. Includes players like Mandy Biggar, Shelby Barrett, and Kandra Singleton.

* - Based on GP/GS listed in hitting statistics

Games Played/Appearances*

Table with 3 columns: Rank, Name, Year, Games. Includes players like Jaclyn Story, Lindsey Vander Lugt, and Trish White.

Games Started*

Table with 3 columns: Rank, Name, Year, Games. Includes players like Jaclyn Story, Lindsey Vander Lugt, and Kelsey Cheney.

Wins

Table with 3 columns: Rank, Name, Year, Wins. Includes players like Jaclyn Story, Stacy Preator, and Lindsey Vander Lugt.

Losses

Table with 3 columns: Rank, Name, Year, Losses. Includes players like Jaclyn Story, Lindsey Vander Lugt, and Kim Blair.

Saves

Table with 3 columns: Rank, Name, Year, Saves. Includes Kamryn Carcich, Trish White, and Stacy Preator.

Strikeouts

Table with 3 columns: Rank, Name, Year, Strikeouts. Includes Jennifer Martinez, Lindsey Vander Lugt, and Jennifer Martinez.

Walks

Table with 3 columns: Rank, Name, Year, Walks. Includes Jaclyn Story, Kelly Johnson, and Andrea Edwards.

Table with 3 columns: Rank, Name, Year, Games. Includes Laura Moore, Shelby Stinnett, and Caitlin McClure.

Earned Run Average (min. 50 innings pitched)

Table with 3 columns: Rank, Name, Year, ERA. Includes Jennifer Martinez, Stacy Preator, and Andrea Edwards.

Innings Pitched

Table with 3 columns: Rank, Name, Year, Innings. Includes Jaclyn Story, Lindsey Vander Lugt, and Lindsey Vander Lugt.

Complete Games

Table with 3 columns: Rank, Name, Year, Complete Games. Includes Jaclyn Story, Lindsey Vander Lugt, and Lindsey Vander Lugt.

Shutouts

Table with 3 columns: Rank, Name, Year, Shutouts. Includes Jennifer Martinez, Jaclyn Story, and Stacy Preator.

Consecutive Scoreless Innings

Table with 3 columns: Rank, Name, Year, Innings. Includes Stacy Preator, Stacy Preator, and Jennifer Martinez.

Consecutive Innings without a Walk

Table with 3 columns: Rank, Name, Year, Innings. Includes Stacy Preator, Lindsey Vander Lugt, and Stacy Preator.

* - Based on GP/GS listed in pitching statistics



Putouts

1.	Justine Cerda	2007	544
2.	Melanie Manley	2000	419
3.	Charlotte Peay	1997	417
4.	Lindsay Azevedo	2001	407
5.	Lexi Cushing	2018	390
6.	Holly Griffith	1996	381
7.	Tamara Davis	1998	366
8.	Lexi Cushing	2021	359
9.	Kaycee Popham	2010	356
	Lexi Cushing	2019	356

Assists

1.	Shelby Stiner	2007	189
2.	Rachel Actkinson	1998	188
3.	Martha Davis	2009	156
4.	Summer Burgess	2018	155
5.	Shelby Stiner	2006	147
6.	Janel Mehuron	1993	146
7.	Brittney Banania	2008	138
8.	Melissa Weiland	2006	137
9.	Rachel Actkinson	1997	136
	Samantha Nieves	2013	136

* - 2020 season shortened to 28 games by C-USA due to COVID-19 pandemic.





Team Season Records

Batting Average

1.	2018	.300
2.	2004	.299
3.	2015	.297
4.	2023	.293
5.	1996	.292
	1997	.292
6.	1994	.285
7.	1999	.284
8.	2020*	.283
9.	2003	.282
10.	1998	.274

At-Bats

1.	2023	1685
2.	2001	1660
3.	1999	1656
4.	2006	1602
5.	2007	1595
6.	2018	1588
7.	2000	1567
8.	2019	1550
9.	1996	1530
10.	2004	1526

Runs Scored

1.	2023	301
1.	2004	266
2.	1999	265
3.	2018	262
4.	2007	243
5.	2016	237
6.	2015	235
7.	1994	222
8.	1996	220
	2003	220

Hits

1.	2023	494
2.	2018	476
3.	1999	471
4.	2004	456
5.	1996	447
6.	2007	436
7.	2001	434
8.	1997	422
9.	1994	421
10.	2019	409

Singles

1.	1996	378
2.	2018	371
3.	1999	370
4.	1998	341
5.	1997	335
6.	2000	330
7.	1994	327
	2001	327
9.	2019	315
10.	2003	310

Doubles

1.	2004	106
2.	2007	87
	2023	87
3.	2001	82
4.	2006	77
5.	1997	75
6.	1999	71
7.	1994	69
8.	2003	67
9.	2015	66
10.	2014	65

Triples

1.	1994	18
2.	1996	17
3.	2008	16
	2023	16
4.	1999	15
5.	2015	10
6.	1997	9
	2004	9
	2016	9
9.	1993	8
	2001	8
	2012	8
	2021	8

Home Runs

1.	2024	44
2.	2012	41
3.	2007	39
4.	2004	36
5.	2006	33
6.	2018	35
7.	2023	29
8.	2008	28
	2011	28
	2019	28
	2020*	28
9.	2013	25

Total Bases

1.	2023	700
2.	2018	658
3.	2007	654
4.	1999	617
5.	2006	595
6.	2001	584
7.	2019	566
8.	2003	548
9.	1994	547
10.	1996	543
	2012	543

Runs Batted In

1.	2023	265
2.	2018	234
3.	1999	231
4.	2015	219
5.	2007	211
6.	2016	204
7.	1994	199
8.	2001	192
9.	2019	191
10.	1996	186

Slugging Percentage

1.	2004	.451
2.	2020*	.433
3.	2012	.424
4.	2023	.415
5.	2018	.414
6.	2007	.410
7.	2015	.401
8.	2008	.387
9.	2003	.382
10.	2011	.374

On-Base Percentage

1.	2015	.372
2.	2023	.367
2.	2020*	.360
3.	2018	.359
4.	2004	.357
5.	2003	.352
6.	1994	.345

Sacrifice Hits

1.	1997	91
2.	1996	89
3.	2007	76
4.	1995	75
5.	2018	72
6.	1998	71
7.	2001	62
8.	1994	61
9.	1999	59
	2000	59
	2006	59

Sacrifice Flies

1.	1993	38*
2.	2023	20
3.	2003	14
	2018	14
4.	1999	12
	2004	12
	2017	12
	2021	12
	2022	12
5.	1998	11
	2015	11

Walks

1.	2014	186
2.	2023	170
3.	2019	161
4.	2015	143
5.	2007	140
6.	2016	137
7.	1994	136
8.	2003	133
	2018	133
9.	1999	129
10.	2008	127

Strikeouts

1.	1997	127
2.	1993	134
3.	1998	140
4.	1995	144
5.	1994	146
6.	1996	148
7.	2000	166
8.	2021	174
9.	1999	190
10.	2004	196

Hit by Pitches

1.	2016	51
2.	2010	39
	2023	39
3.	2006	37
	2013	37
4.	2011	35
5.	2002	34
6.	2007	32
7.	2003	30
8.	2004	29
	2012	29

Stolen Bases

1.	1996	123
2.	1997	116
3.	2007	111
4.	2018	94
5.	2023	91
6.	2016	80
7.	1999	75
8.	1998	73
	2019	73

Stolen Bases Attempted

1.	1997	149
2.	1996	139
3.	2007	136
4.	2018	109
5.	1998	106
6.	2023	104
7.	1999	96
8.	2016	93
9.	2015	84
10.	2019	83

Stolen Base Percentage

1.	1996	.885
2.	2019	.880
3.	2020*	.872
4.	2018	.862
5.	2016	.860
6.	2009	.859
7.	2010	.844
8.	2011	.841
9.	2015	.833
10.	2021	.827

* - 2020 season shortened to 28 games by C-USA due to COVID-19 pandemic.



Wins

1.	2023	42
2.	2001	41
3.	2000	39
	2018	39
4.	1999	38
5.	1994	35
6.	2004	34
7.	2003	33
8.	2007	30
9.	2019	29
10.	1995	28
	1996	28
	1997	28

Losses

1.	2020*	13
2.	1993	19
3.	1994	21
	2000	21
	2003	21
6.	1995	22
	1999	22
	2018	22
	2021	22
10.	2001	23
	2004	23

Saves

1.	2004	9
2.	2003	8
3.	2023	7
4.	2006	6
5.	2015	5
6.	2019	4
	2020*	4
	2021	4
7.	1998	3
	2000	3
	2011	3
	2014	3
	2018	3
	2022	3

Strikeouts

1.	2000	424
2.	2001	404
3.	1999	384
4.	2002	346
5.	1994	322
6.	2007	301
7.	2003	275
8.	2004	273
9.	2010	256
10.	1995	249

Walks

1.	2008	52
2.	2002	64
3.	1995	65
4.	2007	74
5.	2010	76
6.	2017	78
7.	2001	79
8.	2020*	83
9.	2021	87
10.	2009	88

Earned Run Average

1.	2001	1.33
2.	2000	1.60
3.	1999	1.92
4.	1994	1.96
5.	1993	2.11
6.	2002	2.15
7.	1998	2.23
8.	2004	2.46
9.	2017	2.59
10.	2003	2.62

Innings Pitched

1.	2001	440.2
2.	1999	419.2
3.	2007	416.0
4.	2000	415.0
5.	2006	405.0
6.	2018	403.2
7.	2019	399.2
8.	2002	391.0
9.	1996	386.2
10.	1994	382.1

Complete Games

1.	2001	54
2.	1999	52
3.	1996	50
4.	1997	48
5.	2008	44
6.	2000	43
7.	1995	42
8.	1994	38
	1998	38
	2002	38

Shutouts

1.	2001	26
2.	2000	17
3.	2003	15
4.	1999	14
5.	2002	13
6.	1996	11
	1997	11
	2018	11
9.	1994	10
10.	1995	9
	1998	9

Putouts

1.	2001	1315
2.	2023	1280
3.	1999	1261
4.	2007	1248
5.	2000	1227
6.	2006	1215
7.	2018	1211
8.	2019	1199
9.	2002	1173
10.	1996	1160

Assists

1.	2007	702
2.	2018	585
3.	1993	584
4.	2006	560
5.	2008	559
6.	2014	543
7.	1999	536
8.	1997	525
9.	1996	513
10.	2013	499

* - 2020 season shortened to 28 games by C-USA due to COVID-19 pandemic.



Yearly Team Leaders

Batting Average (min. 80 at-bats)

1993	Mandy Baird	.318
1994	Stacy Gafford	.358
1995	Jamie Estepa	.360
1996	Kim Blair	.431
1997	Allison Cheatham	.374
1998	Melanie Manley	.325
1999	Laura Brockman	.341
2000	Laura Brockman	.282
2001	Jennifer Martinez	.329
2002	Kristina Hieb	.289
2003	Cortney Mitchell	.409
2004	Cortney Mitchell	.436
2005	Jennifer Grybash	.335
2006	Shelby Stiner	.339
2007	Corrie Abel	.357
2008	Corrie Abel	.381
2009	Martha Davis	.296
2010	Corrie Abel	.347
2011	Corrie Abel	.387
2012	Kayla Toney	.410
2013	Laura Dukes	.281
2014	Laura Dukes	.362
2015	Carlie Jenkins	.383
2016	Precious Birdsong	.347
2017	Precious Birdsong	.443
2018	Precious Birdsong	.380
2019	Summer Burgess	.340
2020^	Kelci Hill	.352
2021	Kelci Hill	.366
2022	Laura Mealer	.350
2023	Laura Mealer	.388
2024	Shelby Echols	.328

At-Bats

1993	Kristin Rawlins	94
1994	Stacy Gafford	179
1995	Jennifer Fine	151
1996	Kim Blair	204
1997	Allison Cheatham	174
1998	Melanie Manley	154
1999	Steffi Silva	203
2000	Carisa Chavez	178
2001	Kip Phillips	208
2002	Lisa Sherman	171
2003	Erica Buhl	177
2004	Brittany Herald	180
2005	Jennifer Grybash	164
2006	Melissa Weiland	177
2007	Martha Davis	176
2008	Ashley Cline	176
2009	Martha Davis	152
2010	Corrie Abel	173
2011	Corrie Abel	155
2012	Nina Davenport	168
2013	Samantha Nieves	153
2014	Kayla Toney	182
	Samantha Nieves	182
2015	Precious Birdsong	153
2016	Precious Birdsong	176
2017	Summer Burgess	152
2018	Summer Burgess	202
2019	Summer Burgess	203
2020^	Summer Burgess	93
2021	Summer Burgess	162
2022	Kelci Hill	166
2023	Shelby Echols	203
2024	Shelby Echols	174

Runs Scored

1993	Janel Melhuron	12
1994	Stacy Gafford	42
1995	Amanda Baird	24
	Jamie Polsteen	24
1996	Kim Blair	40
1997	Allison Cheatham	28
1998	Courtney Wallace	25
1999	Melanie Manley	40
2000	Steffi Silva	26
2001	Kip Phillips	32
2002	Lisa Sherman	20

2003	Cortney Mitchell	42
2004	Cortney Mitchell	49
2005	Jennifer Grybash	16
2006	Muriel Ledbetter	30
2007	Ashley Cline	35
2008	Corrie Abel	31
2009	Caitlin McLure	26
2010	Corrie Abel	23
2011	Nina Davenport	28
2012	Kaycee Popham	27
2013	Nina Dever	20
2014	LaRi Mitchell	38
2015	Precious Birdsong	40
2016	Precious Birdsong	46
2017	Summer Burgess	26
2018	Precious Birdsong	50
2019	Summer Burgess	30
2020^	Lexi Cushing	21
2021	Summer Burgess	28
2022	Laura Mealer	34
2023	Laura Mealer	67
2023	Shelby Echols	29

Hits

1993	Amanda Baird	27
1994	Stacy Gafford	64
1995	Jamie Estepa	45
	Jennifer Fine	45
1996	Kim Blair	88
1997	Allison Cheatham	65
1998	Rachel Actkinson	52
1999	Steffi Silva	60
2000	Laura Brockman	50
2001	Kip Phillips	60
2002	Lisa Sherman	44
2003	Cortney Mitchell	70
2004	Cortney Mitchell	76
2005	Jennifer Grybash	55
2006	Shelby Stiner	59
2007	Martha Davis	55
2008	Corrie Abel	64
2009	Martha Davis	45
2010	Corrie Abel	60
2011	Corrie Abel	60
2012	Kaycee Popham	50
2013	Samantha Nieves	42
2014	Laura Dukes	55
2015	Carlie Jenkins	57
2016	Precious Birdsong	61
2017	Precious Birdsong	62
2018	Summer Burgess	74
2019	Summer Burgess	69
2020^	Kelci Hill	32
2021	Kelci Hill	56
2022	Laura Mealer	57
2023	Laura Mealer	78
2024	Shelby Echols	57

Singles

1993	Mandy Baird	25
1994	Jennifer Fine	50
1995	Jamie Estepa	38
	Jennifer Fine	38
1996	Kim Blair	84
1997	Allison Cheatham	59
1998	Melanie Manley	46
1999	Steffi Silva	54
2000	Steffi Silva	45
2001	Kip Phillips	52
2002	Lisa Sherman	41
2003	Kip Phillips	47
2004	Brittany Herald	45
2005	Jennifer Grybash	43
2006	Shelby Stiner	42
2007	Caitlin McLure	38
2008	Corrie Abel	52
2009	Caitlin McLure	33
2010	Corrie Abel	52
2011	Corrie Abel	38
2012	Nina Davenport	38
2013	Samantha Nieves	30

2014	LaRi Mitchell	46
2015	Precious Birdsong	42
	Carlie Jenkins	42
2016	Precious Birdsong	51
2017	Precious Birdsong	57
2018	Summer Burgess	68
2019	Summer Burgess	63
2020^	Kelci Hill	26
2021	Kelci Hill	43
2022	Amaya Harris	44
2023	Amaya Harris	47

Doubles

1993	Becky Holm	3
1994	Stacy Gafford	15
1995	Jennifer Fine	7
1996	Allison Cheatham	7
	Holly Griffith	7
	Kandal Walker	7
1997	Pierrecia Lyons	13
1998	Shay Haskell	12
1999	Rachel Actkinson	14
2000	Melanie Manley	12
2001	Jennifer Martinez	20
2002	Jennifer Martinez	9
2003	Cortney Mitchell	27
2004	Cortney Mitchell	25
2005	Jennifer Grybash	12
	Melissa Weiland	12
2006	Muriel Ledbetter	17
2007	Martha Davis	14
2008	Ashley Cline	8
	Martha Davis	8
2009	Kelsey Dortch	10
2010	Corrie Abel	8
2011	Corrie Abel	17
2012	Kayla Toney	12
2013	Kayla Toney	9
2014	Laura Dukes	17
2015	Carlie Jenkins	12
2016	Austyn Whaley	9
2017	Summer Burgess	7
2018	Lexi Cushing	12
2019	Lexi Cushing	10
2020^	Summer Burgess	6
2021	Summer Burgess	11
2022	Anyce Harvey	11
2023	Laura Mealer	20
2024	Amaya Harris	14

Triples

1993	Janel Melhuron	2
1994	Jamie Estepa	5
	Stacy Gafford	5
1995	Amanda Baird	3
1996	Allison Cheatham	5
	Kandal Walker	5
1997	Audrey Peters	3
1998	Courtney Wallace	2
1999	Kerry Allen	6
2000	Laura Brockman	2
2001	Kip Phillips	3
2002	Erica Buhl	1
	Lisa Sherman	1
2003	Erica Buhl	1
	Leah Grothouse	1
	Cortney Mitchell	1
2004	Cortney Mitchell	4
2005	Leah Grothouse	1
	Candis Littrell	1
2006	Shelby Stiner	3
2007	Whitney Darlington	2
2008	Ashley Cline	4
2009	Corrie Abel	1
	Brittney Banania	1
	Martha Davis	1
	Caitlin McLure	1
	Kandra Singleton	1
2010	Kelsey Dortch	1
	Caitlin McLure	1



2011	Kaycee Popham	1
2011	Nina Davenport	3
2012	Nina Davenport	6
2013	Kristi Marquez	2
2014	LaRi Mitchell	2
2015	Precious Birdsong	6
2016	Carlie Jenkins	3
2017	Summer Burgess	2
	Precious Birdsong	2
2018	Precious Birdsong	4
2019	Kirstyn Cuccia	2
2020^	Kelci Hill	2
2021	Kelci Hill	3
	Summer Burgess	3
2022	Laura Mealer	2
2023	Shelby Sargent	5
2024	Amaya Harris	2

Home Runs

1993	Janel Mehuron	2
1994	Jamie Estepa	2
	Stacy Gafford	2
	Charlotte Peay	2
1995	Jamie Estepa	1
1996	Holly Griffith	2
1997	Shay Haskell	1
	Pierrecia Lyons	1
	Kandal Walker	1
1998	Jaclyn Story	2
1999	Laura Brockman	6
2000	Laura Brockman	9
2001	Lindsay Azevedo	4
2002	Laura Brockman	6
2003	Cortney Mitchell	7
2004	Cortney Mitchell	10
2005	Melissa Weiland	4
2006	Muriel Ledbetter	11
2007	Whitney Darlington	8
2008	Martha Davis	7
2009	Martha Davis	6
2010	Natalie Ysais	5
2011	Kaycee Popham	5
	Kayla Toney	5
	Kelsey Woodruff	5
2012	Kaycee Popham	10
2013	Laura Dukes	7
2014	Kayla Toney	7
2015	Morgan Harris	6
2016	Dani Munoz	7
2017	Lexi Cushing	5
2018	Lexi Cushing	14
2019	Lexi Cushing	15
2020^	Lexi Cushing	10
2021	Lexi Cushing	6
2022	Laura Mealer	10
2023	Laura Mealer	12
2024	Ansley Blevins	14

Total Bases

1993	Janel Mehuron	35
1994	Stacy Gafford	95
1995	Jamie Estepa	54
1996	Kim Blair	92
1997	Allison Cheatham	73
1998	Courtney Wallace	64
1999	Kerry Allen	84
2000	Laura Brockman	86
2001	Jennifer Martinez	83
2002	Jennifer Martinez	59
2003	Cortney Mitchell	120
2004	Cortney Mitchell	137
2005	Jennifer Grybash	67
2006	Muriel Ledbetter	106
2007	Whitney Darlington	94
2008	Corrie Abel	87
2009	Martha Davis	71
2010	Corrie Abel	68
2011	Corrie Abel	91
2012	Kaycee Popham	86
2013	Nina Dever	63
2014	Laura Dukes	90
2015	Carlie Jenkins	77
2016	Precious Birdsong	77

2017	Precious Birdsong	71
2018	Lexi Cushing	107
2019	Lexi Cushing	97
2020^	Lexi Cushing	60
2021	Kelci Hill	76
2022	Laura Mealer	99
2023	Laura Mealer	140
2024	Ansley Blevins	89

Runs Batted In

1993	Janel Mehuron	11
	Kristin Rawlins	11
1994	Jamie Estepa	36
1995	Jennifer Fine	21
1996	Kandal Walker	38
1997	Allison Cheatham	32
1998	Rachel Actkinson	26
1999	Rachel Actkinson	37
2000	Laura Brockman	30
2001	Jennifer Martinez	36
2002	Jennifer Martinez	26
2003	Cortney Mitchell	32
2004	Brittany Herald	42
2005	Trish White	14
2006	Muriel Ledbetter	32
2007	Whitney Darlington	38
2008	Martha Davis	28
2009	Martha Davis	30
2010	Natalie Ysais	27
2011	Corrie Abel	29
2012	Kaycee Popham	27
2013	Nina Dever	20
2014	Laura Dukes	33
2015	Carlie Jenkins	39
2016	Austyn Whaley	32
2017	Austyn Whaley	27
2018	Lexi Cushing	48
2019	Jocelynn De La Cruz	34
2020^	Jocelynn De La Cruz	23
2021	Lexi Cushing	31
2022	Laura Mealer	28
	Anyce Harvey	28
2023	Laura Mealer	57
2024	Ansley Blevins	28

Slugging Percentage (min. 80 at-bats)

1993	Janel Mehuron	.402
1994	Stacy Gafford	.531
1995	Jamie Estepa	.432
1996	Kandal Walker	.472
1997	Shay Haskell	.422
1998	Shay Haskell	.415
1999	Laura Brockman	.519
2000	Laura Brockman	.486
2001	Jennifer Martinez	.497
2002	Danielle DeCamino	.420
2003	Cortney Mitchell	.702
2004	Cortney Mitchell	.781
2005	Melissa Weiland	.442
2006	Muriel Ledbetter	.642
2007	Whitney Darlington	.577
2008	Corrie Abel	.518
2009	Martha Davis	.467
2010	Natalie Ysais	.419
2011	Corrie Abel	.587
2012	Kayla Toney	.657
2013	Laura Dukes	.477
2014	Laura Dukes	.592
2015	Carlie Jenkins	.517
2016	Carlie Jenkins	.471
2017	Precious Birdsong	.507
2018	Lexi Cushing	.669
2019	Lexi Cushing	.591
2020^	Jocelynn De La Cruz	.567
2021	Kelci Hill	.497
2022	Laura Mealer	.607
2023	Laura Mealer	.697
2024	Ansley Blevins	.664

On-Base Percentage (min. 80 at-bats)

1993	Amanda Baird	.367
1994	Stacy Gafford	.414

1995	Jamie Estepa	.401
1996	Kim Blair	.458
1997	Allison Cheatham	.404
1998	Shay Haskell	.373
1999	Laura Brockman	.401
2000	Laura Brockman	.348
2001	Jennifer Martinez	.377
2002	Kristina Hieb	.381
2003	Muriel Ledbetter	.505
2004	Cortney Mitchell	.485
2005	Jennifer Grybash	.366
2006	Muriel Ledbetter	.459
2007	Corrie Abel	.417
2008	Corrie Abel	.435
2009	Shelby Barrett	.382
2010	Natalie Ysais	.402
2011	Corrie Abel	.461
2012	Kayla Toney	.479
2013	Laura Dukes	.408
2014	Laura Dukes	.505
2015	Precious Birdsong	.462
2016	Precious Birdsong	.442
2017	Precious Birdsong	.494
2018	Precious Birdsong	.456
2019	Brooke McClure	.411
2020^	Summer Burgess	.411
2021	Kelci Hill	.393
2022	Laura Mealer	.427
2023	Laura Mealer	.466
2024	Shelby Echols	.401

Sacrifice Hits

1993	Bridget Fielder	11*
1994	Mandy Baird	19
1995	Mandy Baird	15
1996	Jamie Polsteen	26
1997	Audrey Peters	22
1998	Melanie Manley	13
1999	Melanie Manley	11
2000	Carisa Chavez	12
2001	Lisa Sherman	12
2002	Lisa Sherman	12
2003	Jennifer Dorias	5
	Kristina Hieb	5
	Muriel Ledbetter	5
2004	Liz Davis	4
	Jennifer Dorias	4
	Leah Grothouse	4
	Muriel Ledbetter	4
	Katie Tompkins	4
	Melissa Weiland	4
2005	Brandi Boehner	6
	Leah Grothouse	6
2006	Samantha Floyd	12
2007	Justine Cerda	13
2008	Caitlin McLure	7
2009	Caitlin McLure	10
2010	Caitlin McLure	10
2011	Brittany Banania	16
2012	Nina Dever	8
2013	Kayla Toney	10
2014	Samantha Nieves	11
2015	Alma Cortez	8
2016	Morgan Harris	7
2017	Morgan Harris	7
	Austyn Whaley	7
2018	Kristin Uselton	13
	Kirstyn Cuccia	13
2019	Sydney Heath	15
2020^	Kelci Hill	2
	Jocelynn De La Cruz	2
	Claire Smith	2
	Sydney Heath	2
	Keely McGee	2
	Lani Rodriguez	2
2021	Kelci Hill	9
2022	Lani Rodriguez	9
2023	Shelby Echols	10
2024	Ava Tepe	12

Sacrifice Flies

--	--	--





2024 MIDDLE TENNESSEE SOFTBALL MEDIA GUIDE

1993	Bridget Fielder	11*
1994	Mandy Baird	2
	Jill Booth	2
	Jennifer Fine	2
1995	Jennifer Fine	3
1996	none	
1997	Shay Haskell	2
	Kandal Walker	2
1998	Melanie Manley	4
1999	Laura Brockman	2
	Tamara Davis	2
	Melanie Manley	2
	Courtney Wallace	2
2000	Laura Brockman	2
	Shay Haskell	2
	Melanie Manley	2
2001	Erica Buhl	2
	Jennifer Martinez	2
	Steffi Silva	2
2002	Lindsay Azevedo	2
	Jennifer Martinez	2
2003	Danielle DeCamino	5
2004	Angie Huebner	4
2005	Christi Benton	2
	Trish White	2
2006	Justine Cerda	2
2007	Justine Cerda	1
	Ashley Cline	1
	Whitney Darlington	1
	Martha Davis	1
	Muriel Ledbetter	1
	Katie Mielke	1
	Melissa Weiland	1
2008	Whittney Padgett	3
2009	Martha Davis	1
	Natalie Ysais	1
2010	Corrie Abel	1
	Jessica Ives	1
	Kaycee Popham	1
	Natalie Ysais	1
2011	Corrie Abel	1
	Kelsey Dortch	1
	Kaycee Popham	1
	Kayla Toney	1
	Natalie Ysais	1
2012	Natalie Ysais	3
2013	Nina Dever	2
2014	Kayla Toney	2
2015	Carlie Jenkins	3
2016	Dani Munoz	2
	Kirstyn Cuccia	2
2017	Austyn Whaley	4
2018	Kristin Uselton	4
2019	Lexi Cushing	3
2020^	Jocelynn De La Cruz	3
2021	Kelci Hill	5
2022	Lani Rodriguez	2
2023	Amaya Harris	2
2024	Shelby Echols	4
	Ansley Blevins	2

Walks

1993	Janel Mehuron	10
1994	Amanda Baird	20
1995	Jamie Polsteen	11
1996	Charlotte Peay	14
1997	Charlotte Peay	18
1998	Shay Haskell	15
1999	Rachel Actkinson	21
2000	Melanie Manley	18
2001	Lindsay Azevedo	22
2002	Lindsay Azevedo	23
2003	Muriel Ledbetter	29
2004	Cortney Mitchell	22
2005	Liz Davis	10
2006	Muriel Ledbetter	30
2007	Muriel Ledbetter	19
	Caitlin McLure	19
2008	Caitlin McLure	22
2009	Shelby Barrett	17
2010	Jessica Ives	22
2011	Corrie Abel	21
2012	Natalie Ysais	16

2013	Laura Dukes	24
2014	Laura Dukes	34
2015	Precious Birdsong	27
2016	Precious Birdsong	22
2017	Summer Burgess	19
2018	Summer Burgess	24
2019	Lexi Cushing	26
2020^	Lexi Cushing	16
2021	Lexi Cushing	19
2022	Laura Mealer	20
2023	Shelby Echols	27
2024	Shelby Echols	22

Strikeouts

1993	Becky Holm	24
1994	Stacy Gafford	25
1995	Allison Cheatham	26
1996	Jamie Polsteen	26
1997	Audrey Peters	25
1998	Stephanie Cox	25
1999	Misty Martin	26
2000	Laura Brockman	33
2001	Lindsay Azevedo	36
2002	Jennifer Martinez	35
2003	Erica Buhl	32
2004	Katie Tompkins	31
2005	Liz Davis	37
2006	Melissa Weiland	41
2007	Ashley Cline	40
2008	Whittney Padgett	31
2009	Tobie Joy	42
2010	Jessica Ives	39
	Kristi Marquez	39
2011	Kaycee Popham	37
2012	Nina Dever	32
2013	Niki Campbell	39
2014	Marinna Shadley	45
2015	Kiarra Freeman	36
2016	Dani Munoz	30
2017	Lexi Cushing	31
2018	Lexi Cushing	34
2019	Lexi Cushing	30
2020^	Summer Burgess	20
2021	Summer Burgess	21
	Jocelynn De La Cruz	21
2022	Laura Mealer	25
2023	Ansley Blevins	45
2024	Ansley Blevins	39

Hit by Pitches

1993	Carrey Hedrick	3
1994	Brenda Bessinger	2
	Stacy Gafford	2
1995	Jenny West	8
1996	Allison Cheatham	3
	Holly Griffith	3
	Charlotte Peay	3
1997	Pierrecia Lyons	8
1998	Allison Cheatham	5
1999	Kerry Allen	2
	Melanie Manley	2
2000	Kerry Allen	1
	Laura Brockman	1
	Erica Buhl	1
	Tamara Davis	1
	Courtney Wallace	1
	Ashlie Way	1
2001	Kip Phillips	4
2002	Kristina Hieb	6
	Lisa Sherman	6
2003	Megan Cherinka	8
2004	Muriel Ledbetter	11
2005	Leah Grothouse	6
2006	Muriel Ledbetter	11
2007	Justine Cerda	6
	Muriel Ledbetter	6
2008	Brittney Banania	4
	Ashley Cline	4
2009	Natalie Ysais	7
2010	Kaycee Popham	14
2011	Natalie Ysais	13
2012	Kayla Toney	6
	Laura Dukes	6
2013	Kristi Marquez	14
2014	Laura Dukes	10

2015	Morgan Harris	7
2016	Dani Munoz	12
2017	Dani Munoz	8
2018	Kristin Uselton	6
2019	Lexi Cushing	5
2020^	Jocelynn De La Cruz	3
	Lani Rodriguez	3
2021	Claire Smith	3
2022	Amaya Harris	8
2023	Ava Tepe	13
2024	Ava Tepe	12

Stolen Bases

1993	Amanda Baird	6
1994	Amanda Baird	19
1995	Jamie Polsteen	14
1996	Kim Blair	52
1997	Jamie Polsteen	25
1998	Allison Cheatham	20
1999	Melanie Manley	19
2000	Kip Phillips	12
2001	Kip Phillips	22
2002	Kip Phillips	9
2003	Kip Phillips	16
2004	Cortney Mitchell	12
2005	Jennifer Grybash	9
2006	Shelby Stiner	16
2007	Ashley Cline	32
2008	Ashley Cline	15
2009	Caitlin McLure	21
2010	Caitlin McLure	26
2011	Kelsey Dortch	18
2012	Nina Dever	12
2013	Kayla Toney	7
2014	LaRi Mitchell	23
2015	Precious Birdsong	40
2016	Precious Birdsong	38
2017	Precious Birdsong	23
2018	Precious Birdsong	31
2019	Sydney Heath	18
2020^	Savannah Freeman	15
2021	Jaya Herring	14
2022	Amaya Harris	9
	Laura Mealer	9
2023	Laura Mealer	30
2024	Shelby Echols	13

Stolen Bases Attempted

1993	Mandy Baird	8
1994	Mandy Baird	23
1995	Jamie Polsteen	17
1996	Kim Blair	55
1997	Jamie Polsteen	35
1998	Allison Cheatham	25
1999	Melanie Manley	23
2000	Kip Phillips	19
2001	Kip Phillips	28
2002	Kip Phillips	13
2003	Kip Phillips	20
2004	Cortney Mitchell	15
2005	Jennifer Grybash	15
2006	Shelby Stiner	18
2007	Ashley Cline	34
2008	Ashley Cline	19
2009	Caitlin McLure	22
2010	Caitlin McLure	26
2011	Kelsey Dortch	21
2012	Nina Davenport	16
2013	Kayla Toney	9
2014	LaRi Mitchell	28
2015	Precious Birdsong	45
2016	Precious Birdsong	41
2017	Precious Birdsong	32
2018	Precious Birdsong	37
2019	Sydney Heath	21
2020^	Savannah Freeman	18
2021	Jaya Herring	17
2022	Amaya Harris	13
2023	Laura Mealer	33
2024	Shelby Echols	17

Stolen Base Percentage (min. 8 attempts)



2020^	Summer Burgess	.833
2021	Nahri Tath-Slezak	.900
2022	Laura Mealer	.900
2023	Laura Mealer	

* - Sacrifice Hits/Sacrifice Flies not differentiated in 1993 statistics

^ - 2020 season shortened to 28 games by C-USA due to COVID-19 pandemic.

Games Played/Appearences

1993	Andrea Edwards	31
1994	Jill Booth	33
1995	Jill Booth	29
1996	Kelly Johnson	36
1997	Jaclyn Story	57
1998	Amanda Kendall	32
1999	Courtney Wallace	35
2000	Jennifer Martinez	33
2001	Jennifer Martinez	35
2002	Jennifer Martinez	32
2003	Stacy Preator	36
2004	Crystal Bobo	37
2005	Trish White	20
2006	Trish White	40
2007	Lindsey Vander Lugt	52
2008	Lindsey Vander Lugt	43
2009	Lindsey Vander Lugt	36
2010	Lindsey Vander Lugt	42
2011	Janele Robinson	27
2012	Caty Jutson	32
2013	Caitlin McClure	35
2014	Shelby Stinnett	40
2015	Kelci Cheney	36
2016	Kelci Cheney	39
2017	Cori Jennings	29
2018	Cori Jennings	39
2019	Corrina Dodd	35
2020^	Amber Baldwin	15
2021	Amber Baldwin	25
2022	Gretchen Mead	28
2023	Gretchen Mead	36
2024	Kamryn Carcich	39

Games Started

1993	Andrea Edwards	31
1994	Jill Booth	26
1995	Jill Booth	26
1996	Kim Blair	32
1997	Jaclyn Story	56
1998	Amanda Kendall	24
	Courtney Wallace	24
1999	Courtney Wallace	33
2000	Jennifer Martinez	28
2001	Jennifer Martinez	31
2002	Jennifer Martinez	29
2003	Stacy Preator	29
2004	Crystal Bobo	27
2005	Jennifer Dorias	15
	Ashley Katinas	15
	Trish White	15
2006	Laura Moore	25
2007	Lindsey Vander Lugt	29
2008	Lindsey Vander Lugt	36
2009	Lindsey Vander Lugt	28
2010	Lindsey Vander Lugt	38
2011	Janele Robinson	22
2012	Caty Jutson	20
2013	Jordyn Fisherback	24
2014	Caitlin McClure	21
2015	Kelci Cheney	24
2016	Kelci Cheney	37
2017	Cori Jennings	26
2018	Cori Jennings	32
2019	Kailey Ahlstrom	23
2020^	Amber Baldwin	13
2021	Amber Baldwin	19
2022	Claire Woods	14
	Corrina Dodd	14
2023	Gretchen Mead	28
2024	Kamryn Carcich	24

Wins

1993	Andrea Edwards	13
1994	Jill Booth	19

1995	Andrea Edwards	14
1996	Kelly Johnson	16
1997	Jaclyn Story	28
1998	Amanda Kendall	14
1999	Jennifer Martinez	20
2000	Jennifer Martinez	20
2001	Jennifer Martinez	19
2002	Jennifer Martinez	16
2003	Stacy Preator	22
2004	Crystal Bobo	15
2005	Crystal Bobo	3
	Ashley Katinas	3
2006	Laura Moore	9
2007	Lindsey Vander Lugt	21
2008	Lindsey Vander Lugt	16
2009	Lindsey Vander Lugt	11
2010	Lindsey Vander Lugt	20
2011	Jordyn Fisherback	7
2012	Caty Jutson	8
2013	Jordyn Fisherback	3
	Caitlin McClure	3
2014	Shelby Stinnett	4
2015	Kelci Cheney	12
2016	Kelci Cheney	14
2017	Cori Jennings	10
2018	Cori Jennings	21
2019	Corrina Dodd	12
2020^	Amber Baldwin	5
2021	Amber Baldwin	10
2022	Corrina DODD	6
2023	Gretchen Mead	20
2024	Kamryn Carcich	14

Losses

1993	Andrea Edwards	18
1994	Jill Booth	11
1995	Jill Booth	13
1996	Kim Blair	19
1997	Jaclyn Story	29
1998	Amanda Kendall	12
	Courtney Wallace	12
1999	Jennifer Martinez	11
	Courtney Wallace	11
2000	Jennifer Martinez	12
2001	Jennifer Martinez	13
2002	Jennifer Martinez	14
2003	Stacy Preator	10
2004	Crystal Bobo	11
2005	Jennifer Dorias	13
	Ashley Katinas	13
	Trish White	13
2006	Laura Moore	17
2007	Lindsey Vander Lugt	21
2008	Lindsey Vander Lugt	22
2009	Lindsey Vander Lugt	18
2010	Lindsey Vander Lugt	21
2011	Janele Robinson	15
2012	Caty Jutson	16
2013	Jordyn Fisherback	18
2014	Shelby Stinnett	19
2015	Kelci Cheney	14
2016	Kelci Cheney	16
2017	Cori Jennings	16
2018	Cori Jennings	11
2019	Kailey Ahlstrom	12
2020^	Amber Baldwin	4
	Mia Marinakis	4
2021	Amber Baldwin	9
2022	Claire Woods	10
2022	Gretchen Mead	10
2023	Kamryn Carcich	8
2024	Kamryn Carcich	16

Saves

1993	none	
1994	Andrea Edwards	2
1995	none	
1996	none	
1997	none	
1998	Amanda Kendall	1
	Jaclyn Story	1
	Courtney Wallace	1
1999	Jennifer Martinez	1

2000	Stacy Preator	2
2001	Jennifer Martinez	2
2002	Amanda Kendall	1
2003	Stacy Preator	3
	Valerie Swanson	3
2004	Trish White	4
2005	none	
2006	Trish White	4
2007	Lindsey Vander Lugt	2
2008	Lindsey Vander Lugt	2
2009	none	
2010	none	
2011	Janele Robinson	2
2012	Shelby Stinnett	1
2013	Jordyn Fisherback	1
	Caitlin McClure	1
2014	Shelby Stinnett	2
2015	Kelci Cheney	2
	Megan Chocallo	2
2016	Pattie Ruth Taylor	2
2017	Pattie Ruth Taylor	1
2018	Cori Jennings	2
2019	Corrina Dodd	2
	Kailey Ahlstrom	2
2020^	Kailey Ahlstrom	1
	Amber Baldwin	1
	Mia Marinakis	1
	Gretchen Mead	1
2021	Kailey Ahlstrom	2
2022	Claire Woods	2
2023	Kamryn Carcich	6
2024	Kamryn Carcich	2

Strikeouts

1993	Andrea Edwards	168
1994	Jill Booth	191
1995	Jill Booth	151
1996	Kim Blair	107
1997	Jaclyn Story	176
1998	Courtney Wallace	71
1999	Jennifer Martinez	273
2000	Jennifer Martinez	229
2001	Jennifer Martinez	201
2002	Jennifer Martinez	204
2003	Stacy Preator	192
2004	Crystal Bobo	161
2005	Ashley Katinas	60
2006	Laura Moore	72
2007	Lindsey Vander Lugt	146
2008	Lindsey Vander Lugt	125
2009	Lindsey Vander Lugt	142
2010	Lindsey Vander Lugt	212
2011	Jordyn Fisherback	74
2012	Caty Jutson	48
2013	Jordyn Fisherback	74
2014	Shelby Stinnett	61
2015	Kelci Cheney	77
2016	Kelci Cheney	100
2017	Cori Jennings	113
2018	Cori Jennings	111
2019	Kailey Ahlstrom	97
2020^	Amber Baldwin	44
2021	Corrina Dodd	58
2022	Gretchen Mead	73
2023	Gretchen Mead	120
2024	kamryn Carcich	73

Walks

1993	Andrea Edwards	74
1994	Jill Booth	44
1995	Andrea Edwards	33
1996	Kelly Johnson	86
1997	Jaclyn Story	16
1998	Courtney Wallace	68
1999	Courtney Wallace	67
2000	Jennifer Martinez	32
2001	Jennifer Martinez	45
2002	Jennifer Martinez	37
2003	Muriel Ledbetter	31
2004	Ashley Frizzell	49
2005	Ashley Katinas	47
2006	Laura Moore	65
2007	Samantha Floyd	35
2008	Kellie Head	26





2009	Lindsey Vander Lugt	41
2010	Janele Robinson	35
2011	Janele Robinson	38
2012	Caty Jutson	45
2013	Shelby Stinnett	63
2014	Caitlin McClure	54
2015	Caitlin McClure	62
2016	Kelci Cheney	52
2017	Cori Jennings	36
2018	Cori Jennings	61
2019	Corrina Dodd	50
2020^	Amber Baldwin	36
2021	Corrina Dodd	31
2022	Gretchen Mead	38
2023	Gretchen Mead	60
2024	Kamryn Carcich	61

Earned Run Average (min. 50 innings pitched)

1993	Andrea Edwards	1.59
1994	Jill Booth	1.68
1995	Jill Booth	2.53
1996	Kelly Johnson	2.57
1997	Jaclyn Story	3.08
1998	Amanda Kendall	2.15
1999	Jennifer Martinez	1.40
2000	Jennifer Martinez	1.40
2001	Jennifer Martinez	1.22
2002	Stacy Preator	1.73
2003	Stacy Preator	1.61
2004	Crystal Bobo	2.21
2005	Trish White	3.38
2006	Trish White	3.67
2007	Lindsey Vander Lugt	2.79
2008	Lindsey Vander Lugt	2.23
2009	Lindsey Vander Lugt	2.23
2010	Lindsey Vander Lugt	2.36
2011	Jordyn Fisherback	4.63
2012	Caty Jutson	3.92
2013	Jordyn Fisherback	5.93
2014	Jordyn Fisherback	4.55
2015	Kelci Cheney	3.74
2016	Pattie Ruth Taylor	4.01
2017	Megan Chocallo	2.02
2018	Cori Jennings	2.49
2019	Amber Baldwin	2.77
2020^	Amber Baldwin	3.05
2021	Kailey Ahlstrom	2.05
2022	Corrina Dodd	2.73
2023	Kamryn Carcich	1.94
2024	Kamryn Carcich	2.99

Innings Pitched

1993	Andrea Edwards	202.1
1994	Jill Booth	196.1
1995	Jill Booth	178.0
1996	Kelly Johnson	209.1
1997	Jaclyn Story	359.1
1998	Amanda Kendall	163.0
1999	Courtney Wallace	214.2
2000	Jennifer Martinez	200.2
2001	Jennifer Martinez	213.1
2002	Jennifer Martinez	199.1
2003	Stacy Preator	195.2
2004	Crystal Bobo	170.2
2005	Trish White	909.1
2006	Laura Moore	140.0
2007	Lindsey Vander Lugt	273.2
2008	Lindsey Vander Lugt	263.2
2009	Lindsey Vander Lugt	198.0
2010	Lindsey Vander Lugt	246.2
2011	Janele Robinson	118.2
2012	Caty Jutson	134.0
2013	Jordyn Fisherback	120.1
2014	Caitlin McClure	138.2
2015	Kelci Cheney	134.2
2016	Kelci Cheney	194.2
2017	Cori Jennings	170.0
2018	Cori Jennings	197.0
2019	Kailey Ahlstrom	146.2
2020^	Amber Baldwin	57.1
2021	Amber Baldwin	119.2
2022	Gretchen Mead	94.2

2023	Gretchen Mead	174.2
2024	Kamryn Carcich	171.0
Complete Games		
1993	Andrea Edwards	28
1994	Jill Booth	21
1995	Jill Booth	23
1996	Kelly Johnson	26
1997	Jaclyn Story	48
1998	Amanda Kendall	18
1999	Courtney Wallace	27
2000	Jennifer Martinez	23
2001	Jennifer Martinez	26
2002	Jennifer Martinez	22
2003	Stacy Preator	20
2004	Crystal Bobo	11
2005	Trish White	11
2006	Laura Moore	8
2007	Lindsey Vander Lugt	29
2008	Lindsey Vander Lugt	34
2009	Lindsey Vander Lugt	21
2010	Lindsey Vander Lugt	30
2011	Jordyn Fisherback	11
	Janele Robinson	11
2012	Caty Jutson	10
2013	Jordyn Fisherback	6
2014	Shelby Stinnett	6
	Caitlin McClure	6
2015	Kelci Cheney	8
2016	Kelci Cheney	15
2017	Cori Jennings	18
2018	Cori Jennings	16
2019	Kailey Ahlstrom	12
2020^	Amber Baldwin	6
2021	Amber Baldwin	9
2022	Corrina Dodd	5
2023	Gretchen Mead	14
2024	Kamryn Carcich	13

Shutouts *

1993	Andrea Edwards	6
1994	Jill Booth	6
1995	Andrea Edwards	6
1996	Kim Blair	8
1997	Jaclyn Story	11
1998	Amanda Kendall	5
1999	Jennifer Martinez	7
	Courtney Wallace	7
2000	Jennifer Martinez	9
2001	Jennifer Martinez	11
	Stacy Preator	11
2002	Jennifer Martinez	7
2003	Stacy Preator	8
2004	Crystal Bobo	4
2005	Crystal Bobo	2
2006	Laura Moore	2
2007	Lindsey Vander Lugt	6
2008	Lindsey Vander Lugt	2
2009	Lindsey Vander Lugt	4
2010	Lindsey Vander Lugt	8
2011	Jordyn Fisherback	1
2012	Shelby Stinnett	2
2013	None	
2014	Caitlin McClure	1
	Shelby Stinnett	1
2015	Kelci Cheney	5
2016	Kelci Cheney	5
2017	Cori Jennings	3
	Gretchen Greer	3
2018	Cori Jennings	5
2019	Amber Baldwin	3
	Kailey Ahlstrom	3
2020^	Amber Baldwin	1
2021	Amber Baldwin	3
2022	Gretchen Mead	1
	Claire Woods	1
	Corrina Dodd	1
2023	Gretchen Mead	5
2024	Claire Woods	1

* - includes combined shutouts

Putouts

1993	Kristin Rawlins	58
------	-----------------	----

1994	Jamie Estepa	301
1995	Jenny West	249
1996	Holly Griffith	381
1997	Charlotte Peay	417
1998	Tamara Davis	366
1999	Melanie Manley	327
2000	Melanie Manley	418
2001	Lindsay Azevedo	407
2002	Lindsay Azevedo	286
2003	Megan Cherinka	337
2004	Brittany Herald	240
2005	Liz Davis	313
2006	Katie Mielke	237
2007	Justine Cerda	544
2008	Justine Cerda	279
2009	Kaycee Popham	290
2010	Kaycee Popham	357
2011	Kaycee Popham	284
2012	Kaycee Popham	353
2013	Niki Campbell	296
2014	Kayla Toney	199
2015	Carlie Jenkins	344
2016	Carlie Jenkins	290
2017	Morgan Harris	245
2018	Lexi Cushing	390
2019	Lexi Cushing	356
2020^	Lexi Cushing	174
2021	Lexi Cushing	359
2022	Kaylee Richetto	161
2023	Ansley Blevins	288
2024	Ansley Blevins	213

Assists

1993	Janel Mehuron	146
1994	Mandy Baird	80
1995	Mandy Baird	83
1996	Kandal Walker	127
1997	Rachel Actkinson	136
1998	Rachel Actkinson	118
1999	Steffi Silva	129
2000	Steffi Silva	128
2001	Kristina Hieb	102
	Lisa Sherman	102
2002	Lisa Sherman	67
2003	Danielle DeCamino	104
2004	Melissa Weiland	80
2005	Melissa Weiland	104
2006	Shelby Stiner	147
2007	Shelby Stiner	189
2008	Brittney Banania	138
2009	Martha Davis	156
2010	Brittney Banania	129
2011	Brittney Banania	97
2012	Kristi Marquez	121
2013	Samantha Nieves	136
2014	Samantha Nieves	134
2015	Samantha Nieves	131
2016	Kristin Uselton	110
2017	Kristin Uselton	101
2018	Summer Burgess	155
2019	Summer Burgess	106
2020^	Jocelynn De La Cruz	51
2021	Summer Burgess	111
2022	Laura Mealer	91
2023	Laura Mealer	87
2024	Julia Garcia	79

^ - 2020 season shortened to 28 games by C-USA due to COVID-19 pandemic.



Yearly Team Stats

Batting Average		1999	265	2006	288	2013	4
1993	.203	2000	202	2007	303	2014	3
1994	.285	2001	203	2008	282	2015	10
1995	.265	2002	162	2009	216	2016	9
1996	.292	2003	220	2010	276	2017	6
1997	.292	2004	266	2011	248	2018	7
1998	.274	2005	97	2012	243	2019	7
1999	.284	2006	194	2013	209	2020^	2
2000	.260	2007	243	2014	271	2021	8
2001	.261	2008	193	2015	303	2022	4
2002	.241	2009	138	2016	293	2023	16
2003	.282	2010	154	2017	257	2024	8
2004	.299	2011	180	2018	371		
2005	.244	2012	167	2019	315		
2006	.253	2013	115	2020^	157	Home Runs	
2007	.273	2014	179	2021	274	1993	3
2008	.269	2015	235	2022	266	1994	7
2009	.221	2016	237	2023	494	1995	1
2010	.247	2017	159	2024	200	1996	5
2011	.258	2018	262			1997	3
2012	.272	2019	213	Doubles		1998	4
2013	.219	2020^	130	1993	13	1999	15
2014	.244	2021	164	1994	69	2000	15
2015	.297	2022	155	1995	39	2001	17
2016	.257	2023	301	1996	47	2002	19
2017	.257	2024	192	1997	75	2003	23
2018	.300			1998	49	2004	36
2019	.264	Hits		1999	71	2005	10
2020^	.283	1993	162	2000	57	2006	33
2021	.267	1994	421	2001	82	2007	39
2022	.245	1995	340	2002	44	2008	28
2023	.293	1996	447	2003	67	2009	13
2024	.263	1997	422	2004	106	2010	19
		1998	399	2005	54	2011	28
At-Bats		1999	471	2006	77	2012	41
1993	798	2000	408	2007	87	2013	25
1994	1478	2001	434	2008	48	2014	21
1995	1285	2002	354	2009	42	2015	18
1996	1530	2003	404	2010	43	2016	22
1997	1447	2004	456	2011	59	2017	22
1998	1455	2005	310	2012	56	2018	35
1999	1656	2006	405	2013	46	2019	28
2000	1567	2007	436	2014	65	2020^	28
2001	1660	2008	374	2015	66	2021	14
2002	1467	2009	276	2016	52	2022	16
2003	1435	2010	341	2017	42	2023	29
2004	1526	2011	340	2018	63	2024	44
2005	1271	2012	348	2019	59		
2006	1602	2013	284	2020^	23	Total Bases	
2007	1595	2014	360	2021	57	1993	201
2008	1391	2015	397	2022	52	1994	547
2009	1249	2016	367	2023	87	1995	396
2010	1382	2017	327	2024	56	1996	543
2011	1317	2018	476			1997	524
2012	1278	2019	409	Triples		1998	470
2013	1299	2020^	130	1993	8	1999	617
2014	1478	2021	353	1994	18	2000	522
2015	1338	2022	338	1995	7	2001	584
2016	1461	2023	494	1996	17	2002	459
2017	1274	2024	368	1997	9	2003	548
2018	1588			1998	5	2004	666
2019	1550	Singles		1999	15	2005	398
2020^	741	1993	138	2000	6	2006	595
2021	1321	1994	327	2001	8	2007	654
2022	1378	1995	293	2002	2	2008	538
2023	1685	1996	378	2003	4	2009	367
2024	1401	1997	335	2004	9	2010	447
		1998	341	2005	2	2011	493
Runs		1999	370	2006	7	2012	543
1993	74	2000	330	2007	7	2013	413
1994	222	2001	327	2008	16	2014	494
1995	162	2002	289	2009	5	2015	537
1996	220	2003	310	2010	3	2016	512
1997	202	2004	295	2011	5	2017	447
1998	174	2005	244	2012	8	2018	658





2024 MIDDLE TENNESSEE SOFTBALL MEDIA GUIDE

2019	566
2020^	321
2021	468
2022	446
2023	700
2024	572

Runs Batted In

1993	58
1994	199
1995	115
1996	186
1997	176
1998	143
1999	231
2000	168
2001	192
2002	133
2003	183
2004	238
2005	86
2006	156
2007	211
2008	161
2009	104
2010	133
2011	163
2012	146
2013	99
2014	153
2015	219
2016	204
2017	141
2018	234
2019	191
2020^	119
2021	139
2022	141
2023	265
2024	171

Slugging Percentage

1993	.252
1994	.370
1995	.308
1996	.355
1997	.362
1998	.323
1999	.373
2000	.333
2001	.351
2002	.313
2003	.382
2004	.451
2005	.313
2006	.371
2007	.410
2008	.387
2009	.294
2010	.323
2011	.374
2012	.424
2013	.318
2014	.334
2015	.401
2016	.350
2017	.351
2018	.414
2019	.365
2020^	.433
2021	.354
2022	.324
2023	.415
2024	.408

On-Base Percentage

1993	.254
1994	.345

1995	.313
1996	.333
1997	.341
1998	.313
1999	.336
2000	.309
2001	.308
2002	.310
2003	.352
2004	.357
2005	.280
2006	.316
2007	.343
2008	.335
2009	.290
2010	.319
2011	.333
2012	.324
2013	.295
2014	.338
2015	.372
2016	.341
2017	.331
2018	.359
2019	.340
2020^	.360
2021	.328
2022	.308
2023	.367
2024	.334

Sacrifice Hits

1993	38*
1994	61
1995	75
1996	89
1997	91
1998	71
1999	59
2000	59
2001	62
2002	50
2003	29
2004	33
2005	39
2006	59
2007	76
2008	35
2009	31
2010	37
2011	38
2012	25
2013	50
2014	34
2015	34
2016	28
2017	47
2018	72
2019	58
2020^	14
2021	42
2022	43
2023	62
2024	33

Sacrifice Flies

1993	38*
1994	10
1995	6
1996	0
1997	9
1998	11
1999	12
2000	9
2001	8
2002	4
2003	14

2004	12
2005	5
2006	7
2007	7
2008	10
2009	2
2010	4
2011	5
2012	7
2013	3
2014	5
2015	11
2016	6
2017	12
2018	14
2019	9
2020^	7
2021	12
2022	12
2023	20
2024	5

Walks

1993	93
1994	136
1995	74
1996	79
1997	88
1998	71
1999	129
2000	109
2001	102
2002	115
2003	133
2004	115
2005	54
2006	113
2007	140
2008	127
2009	97
2010	110
2011	116
2012	74
2013	104
2014	186
2015	143
2016	137
2017	120
2018	133
2019	161
2020^	80
2021	109
2022	103
2023	170
2024	132

Strikeouts

1993	134
1994	146
1995	144
1996	148
1997	127
1998	140
1999	190
2000	166
2001	224
2002	204
2003	218
2004	196
2005	219
2006	315
2007	323
2008	233
2009	325
2010	300
2011	273
2012	236
2013	292

2014	266
2015	237
2016	230
2017	200
2018	220
2019	216
2020^	132
2021	174
2022	213
2023	254
2024	252

Hit by Pitches

1993	12
1994	6
1995	20
1996	15
1997	24
1998	15
1999	7
2000	6
2001	12
2002	34
2003	30
2004	29
2005	11
2006	37
2007	32
2008	17
2009	26
2010	39
2011	35
2012	29
2013	37
2014	27
2015	23
2016	51
2017	28
2018	21
2019	23
2020^	13
2021	17
2022	27
2023	39
2024	23

Stolen Bases

1993	28
1994	60
1995	49
1996	123
1997	116
1998	73
1999	75
2000	51
2001	62
2002	40
2003	39
2004	57
2005	29
2006	51
2007	111
2008	48
2009	67
2010	54
2011	37
2012	47
2013	20
2014	44
2015	70
2016	80
2017	50
2018	94
2019	73
2020^	41
2021	62
2022	50



2023	91
2024	44

Stolen Bases Attempted

1993	37
1994	75
1995	60
1996	139
1997	149
1998	106
1999	96
2000	72
2001	81
2002	60
2003	59
2004	75
2005	44
2006	67
2007	136
2008	64
2009	78
2010	64
2011	44
2012	61
2013	34
2014	55
2015	84
2016	93
2017	63
2018	109
2019	83
2020 [^]	47
2021	75
2022	59
2023	104
2024	52

Stolen Base Percentage

1993	.757
1994	.800
1995	.817
1996	.885
1997	.779
1998	.689
1999	.781
2000	.708
2001	.753
2002	.667
2003	.661
2004	.760
2005	.659
2006	.761
2007	.816
2008	.750
2009	.859
2010	.844
2011	.841
2012	.770
2013	.588
2014	.800
2015	.833
2016	.860
2017	.794
2018	.862
2019	.880
2020 [^]	.872
2021	.827
2022	.847
2023	.875
2024	.846

* - Sacrifice Hits/Sacrifice Flies not differentiated in 1993 statistics

[^] - 2020 season shortened to 28 games by C-USA due to COVID-19 pandemic.





2024 MIDDLE TENNESSEE SOFTBALL MEDIA GUIDE

Wins	
1993	13
1994	35
1995	28
1996	28
1997	28
1998	26
1999	38
2000	39
2001	41
2002	27
2003	33
2004	34
2005	8
2006	19
2007	30
2008	22
2009	14
2010	22
2011	18
2012	16
2013	7
2014	10
2015	22
2016	23
2017	19
2018	39
2019	29
2020^	15
2021	26
2022	19
2023	42
2024	21

Losses	
1993	19
1994	21
1995	22
1996	32
1997	29
1998	28
1999	22
2000	21
2001	23
2002	30
2003	21
2004	23
2005	43
2006	42
2007	30
2008	31
2009	34
2010	32
2011	33
2012	33
2013	47
2014	45
2015	29
2016	31
2017	30
2018	22
2019	30
2020^	13
2021	22
2022	34
2023	20
2024	31

Saves	
1993	0
1994	2
1995	0
1996	0
1997	0
1998	3
1999	1
2000	3
2001	2
2002	1

2003	8
2004	9
2005	0
2006	6
2007	2
2008	2
2009	0
2010	0
2011	3
2012	1
2013	2
2014	3
2015	5
2016	2
2017	1
2018	3
2019	4
2020^	4
2021	4
2022	3
2023	7
2024	5

Strikeouts	
1993	170
1994	322
1995	249
1996	172
1997	180
1998	156
1999	384
2000	424
2001	404
2002	346
2003	275
2004	273
2005	157
2006	148
2007	301
2008	140
2009	201
2010	256
2011	205
2012	125
2013	164
2014	135
2015	147
2016	154
2017	216
2018	224
2019	221
2020^	101
2021	157
2022	212
2023	247
2024	166

Walks	
1993	93
1994	107
1995	65
1996	159
1997	186
1998	126
1999	133
2000	89
2001	79
2002	64
2003	94
2004	142
2005	137
2006	180
2007	74
2008	52
2009	88
2010	76
2011	113
2012	135

2013	180
2014	132
2015	137
2016	90
2017	78
2018	128
2019	153
2020^	83
2021	87
2022	136
2023	184
2024	155

Earned Run Average	
1993	2.11
1994	1.96
1995	2.64
1996	3.06
1997	3.48
1998	2.23
1999	1.92
2000	1.60
2001	1.33
2002	2.15
2003	2.62
2004	2.46
2005	4.61
2006	4.44
2007	3.13
2008	3.01
2009	3.24
2010	3.18
2011	5.02
2012	4.52
2013	6.23
2014	4.95
2015	4.48
2016	4.29
2017	2.59
2018	2.79
2019	3.82
2020^	3.39
2021	2.91
2022	3.96
2023	2.44
2024	.346

Innings Pitched	
1993	211.2
1994	382.1
1995	320.0
1996	386.2
1997	377.2
1998	364.1
1999	419.2
2000	415.0
2001	440.2
2002	391.0
2003	360.0
2004	361.1
2005	320.2
2006	405.0
2007	416.0
2008	346.0
2009	317.1
2010	351.2
2011	334.1
2012	313.0
2013	338.0
2014	362.1
2015	324.2
2016	355.2
2017	332.2
2018	403.2
2019	399.2
2020^	181.2
2021	346.1
2022	359.0

2023	427.2
2024	351.0

Complete Games	
1993	29
1994	38
1995	42
1996	50
1997	48
1998	38
1999	52
2000	43
2001	54
2002	38
2003	24
2004	15
2005	33
2006	14
2007	32
2008	44
2009	28
2010	35
2011	26
2012	20
2013	11
2014	16
2015	12
2016	20
2017	26
2018	26
2019	25
2020^	9
2021	17
2022	16
2023	28
2024	17

Shutouts*	
1993	6
1994	10
1995	9
1996	11
1997	11
1998	9
1999	14
2000	17
2001	26
2002	13
2003	15
2004	7
2005	3
2006	2
2007	8
2008	3
2009	6
2010	8
2011	1
2012	3
2013	0
2014	1
2015	5
2016	8
2017	6
2018	11
2019	7
2020^	1
2021	8
2022	3
2023	12
2024	2

* - includes combined shutouts

Putouts	
1993	244
1994	1157
1995	974
1996	1160



1997	1133
1998	1093
1999	1261
2000	1227
2001	1315
2002	1173
2003	1080
2004	1045
2005	962
2006	1215
2007	1248
2008	1038
2009	952
2010	1055
2011	1003
2012	939
2013	1014
2014	1087
2015	974
2016	1067
2017	998
2018	1211
2019	1199
2020^	545
2021	1039
2022	1077
2023	1280
2024	1054

Assists

1993	584
1994	390
1995	349
1996	513
1997	525
1998	492
1999	536
2000	422
2001	490
2002	416
2003	432
2004	444
2005	418
2006	560
2007	702
2008	559
2009	463
2010	440
2011	390
2012	466
2013	499
2014	543
2015	424
2016	486
2017	445
2018	585
2019	414
2020^	185
2021	425
2022	326
2023	372
2024	328

^ - 2020 season shortened to 28 games by C-USA due to COVID-19 pandemic.



Individual Single Game Hitting and Offensive Records

At-Bats

1.	Kayla Toney	vs. Georgia Southern	02.20.11	7
2.	Mandy Baird	Eastern Kentucky	04.16.94	6
	Jill Booth	Eastern Kentucky	04.16.94	6
	Stacy Gafford	Eastern Kentucky	04.16.94	6
	Danielle DeCamino	Western Kentucky	05.09.03	6
	Erica Buhl	Western Kentucky	05.09.03	6
	Kristine Reed	Troy	04.22.06	6
	Melissa Weiland	Troy	04.22.06	6
	Trish White	Troy	04.22.06	6
	Kelsey Dortch	Evansville	04.21.09	6
	Corrie Abel	vs. Georgia Southern	02.20.11	6
	Nina Davenport	vs. Georgia Southern	02.20.11	6
	Summer Burgess	Western Illinois	03.20.21	6
	Laura Mealer	Costal Carolina	03.03.23	6

Runs Scored

1.	Mandy Baird	Tennessee State	02.26.94	4
	Jamie Estepa	Tennessee State	02.26.94	4
	Mandy Baird	Tennessee State	04.04.95	4
	Kristen Rawlins	Tennessee State	04.04.95	4
	Kip Phillips	Alabama A&M	03.27.01	4
	Whitney Darlington	Austin Peay	03.26.08	4
	Precious Birdsong	vs. UAPB	02.26.16	4
	Kirstyn Cuccia	vs. UAPB	02.26.16	4
	Lexi Cushing	vs. Utah State	02.07.20	4
	Kelci Hill	Marshall	04.09.21	4
	Claire Czajkowski	Mississippi State	03.30.22	4
12.	several players, most recently:			
	Summer Burgess	Marshall	04.10.21	3
	Shelby Echols	vs. Georgia Southern	02.24.23	3
	Ashlee Jacoway	vs. Montana	01.12.23	3

Hits

1.	Jennifer Fine	Tennessee State	02.26.94	5
	Brittney Herald	Austin Peay	04.15.04	5
3.	28 tied, most recently:			
	Laura Mealer	Charlotte	04.14.22	4
	Summer Burgess	Western Illinois	03.20.21	4
	Jocelynn De La Cruz	vs. SIU Edwardsville	02.26.21	4
	Kelci Hill	vs. Butler	02.15.20	4
	Sydney Heath	vs. UTEP	05.08.19	4
	Sydney Heath	vs. Charlotte	03.31.19	4
	Summer Burgess	vs. Senia	02.23.19	4
	Summer Burgess	vs. Mississippi State	02.08.19	4
	Shelby Echols	FIU	04.22.23	4
	Julia Garcia	North Texas	05.07.23	4
	Shelby Sargent	South Dakota	03.12.24	4
	SHelby Echols	Cornell	02.23.24	4

Doubles

1.	Laura Mealer	Tennessee State	04.19.23	3
2.	49 tied; most recently:			
	Laura Mealer	Illinois State	03.11.22	2
	Claire Woods	vs. Central Michigan	03.05.22	2
	Anyce Harvey	vs. Central Michigan	03.05.22	2
	Laura Mealer	vs. Georgetown	03.04.22	2
	Anyce Harvey	vs. Mercer	02.26.22	2
	Lexi Cushing	at Charlotte	04.01.21	2
	Nahri Tath-Slezak	at Murray State	03.30.21	2
	Summer Burgess	at Murray State	03.30.21	2
	Summer Burgess	Western Illinois	03.20.21	2
	Ryan King	vs. Toledo	03.05.21	2

Triples

1.	Mandy Biggar	Tennessee State	04.04.95	3
2.	Kirstyn Cuccia	Tennessee State	03.27.19	2
	Stacy Gafford	Carson-Newman	04.04.94	2
4.	several players, most recently:			
	Laura Mealer	Austin Peay	03.16.22	1
	Laura Mealer	Southern Miss	03.20.22	1
	Anyce Harvey	vs. Georgetown	03.04.22	1
	Shelby Sargent	vs. Mercer	02.25.22	1
	Kelci Hill	FIU	05.07.21	1
	Kelci Hill	at Florida Atlantic	04.25.21	1
	Ryan King	at Florida Atlantic	04.24.21	1
	Lani Rodriguez	at Florida Atlantic	04.24.21	1
	Summer Burgess	Marshall	04.10.21	1
	Kelci Hill	Marshall	04.09.21	1

Home Runs

1.	Rachel Actkinson	Austin Peay	04.20.99	2
----	------------------	-------------	----------	---

	Cortney Mitchell	UAB	03.22.04	2
	Melissa Weiland	North Texas	04.17.04	2
	Muriel Ledbetter	UT-Martin	02.28.06	2
	Muriel Ledbetter	Austin Peay	04.26.06	2
	Martha Davis	South Alabama	03.24.07	2
	Whitney Darlington	Lipscomb	04.26.07	2
	Laura Dukes	vs. Campbell	02.15.13	2
	Laura Dukes	at ULM	03.29.13	2
	Lexi Cushing	at UTSA	03.17.19	2
	Jocelynn De La Cruz	at FAU	04.13.19	2
	Lani Rodriguez	vs. Nicholls State	02.15.20	2
	Laura Mealer	Austin Peay	04.12.23	2
	Ansley Blevins	vs. FIU	03.30.24	2
	Ansley Blevins	at Jax State	03.23.24	2
	Ansley Blevins	at Jax State	03.24.24	2

Runs Batted In

1.	Mandy Baird	Tennessee State	02.26.94	6
	Erica Buhl	Mercer	03.17.01	6
	Jennifer Martinez	Alabama A&M	03.27.01	6
	Kirstyn Cuccia	vs. UAPB	02.26.16	6
5.	Jamie Estepa	Tennessee State	02.26.94	5
	Angie Huebner	Ball State	03.20.04	5
	Whitney Darlington	Virginia	02.18.07	5
	Martha Davis	Jacksonville State	04.15.08	5
	Nina Dever	vs. Murray State	02.13.11	5
	Corrie Abel	vs. Georgia Southern	02.20.11	5
	Kelsey Dortch	vs. Murray State	02.25.11	5
	Nina Dever	vs. Tennessee	03.18.14	5
	Precious Birdsong	vs. Presbyterian	03.04.18	5
	Kirstyn Cuccia	at Tennessee State	03.27.19	5
	Ansley Blevins	vs. FIU	03.30.24	5

Sacrifice Hits

1.	Jamie Polsteen	Southeast Missouri	03.23.96	3
2.	several players, most recently:			
	Claire Woods	at FIU	04.08.22	2
	Danielle Taitt	at Mercer	02.25.22	2
	Lani Rodriguez	vs. Evansville	02.19.22	2
	Kelci Hill	Western Kentucky	04.18.21	2
	Kaylee Richetto	Western Illinois	03.20.21	2
	Summer Burgess	vs. Missouri	02.26.21	2
	Sydney Heath	at UTSA	03.16.19	2
	Sydney Heath	vs. Belmont	03.13.19	2

Walks

1.	Lexi Cushing	Western Kentucky	04.23.19	6
2.	Mandy Baird	Tennessee State	02.26.94	4
	Mandy Baird	Tennessee State	03.04.94	4
	Muriel Ledbetter	Chattanooga	03.26.03	4
	Payton Grove	at Belmont	04.13.16	4
6.	several players, most recently:			
	Laura Mealer	Florida Atlantic	04.01.22	3
	Jocelynn De La Cruz	Marshall	04.09.21	3
	Kirstyn Cuccia	vs. Southeast Missouri	02.17.17	3
	Austyn Whaley	vs. Alcorn State	02.19.17	3

Strikeouts

1.	Megan Cherinka	Chattanooga	03.26.03	4
	Kiarra Freeman	vs. Louisville	02.15.15	4
	Precious Birdsong	at UTSA	03.25.16	4
	Lexi Cushing	at LA Tech	04.02.17	4
4.	several players, most recently:			
	Laura Mealer	vs. San Diego State	02.10.22	3
	Claire Czajkowski	vs. Evansville	02.19.22	3
	Amaya Harris	Florida Atlantic	04.01.22	3
	Jocelynn De La Cruz	Western Kentucky	04.18.21	3
	Mia Marinakis	at Charlotte	04.02.21	3
	Summer Burgess	at South Alabama	02.27.21	3
	Summer Burgess	vs. Incarnate Word	03.01.20	3
	Mia Marinakis	vs. Seton Hall	02.29.20	3
	Summer Burgess	vs. San Jose State	02.08.20	3

Hit by Pitches

1.	Justine Cerda	Eastern Michigan	03.25.06	3
	Natalie Ysaïs	Louisiana	04.07.10	3
3.	several players, most recently:			
	Laura Mealer	Mississippi State	03.30.22	2
	Abby Shoulders	vs. Georgetown	03.04.22	2

Dani Munoz	vs. ULM	02.27.16	2
Precious Birdsong	Southern Miss	03.12.16	2
Dani Munoz	Southern Miss	03.12.16	2
Ava Tepe	Alabama	05.20.23	2

Stolen Bases

1.	Precious Birdsong	at Belmont	04.13.16	4
	Shelby Echols	Georgetown	03.04.23	4
2.	Stacy Gafford	Tennessee State	03.04.94	3
	Mandy Baird	Tennessee Tech	03.31.94	3
	Kim Blair	Tennessee State	02.23.96	3
	Kim Blair	Troy	02.24.96	3
	Kim Blair	Carson-Newman	02.27.96	3
	Ashley Cline	Georgia Tech	03.04.07	3
	Caitlin McLure	North Texas	04.04.09	3
	Payton Grove	at Belmont	04.13.16	3
	Precious Birdsong	vs. Texas A&M - CC	02.25.17	3
	Summer Burgess	vs. Holy Cross	02.16.18	3
	Summer Burgess	vs. Marist	02.25.18	3
	Precious Birdsong	vs. Tennessee State	03.27.18	3



Individual Single Game Pitching Records

Strikeouts

1.	Jennifer Martinez	Tennessee Tech	04.14.99	15
	Stacy Preator	Western Kentucky	03.13.00	15
3.	Crystal Bobo	Austin Peay	04.15.04	14
4.	Jennifer Martinez	Virginia	03.14.02	13
	Gretchen Greer	Alabama A&M	04.25.17	13
5.	Jill Booth	UT-Martin	04.20.04	12
	Crystal Bobo	Cumberland (Tenn.)	02.29.04	12

Walks

1.	Karesse Brown	Belmont	03.31.93	12
2.	Kim Blair	Tennessee	04.28.96	10
3.	Trish White	Louisiana	05.07.05	8
	Kailey Ahlstrom	Marshall	04.28.19	8
5.	Kelly Johnson	Fairfield	03.10.96	7
	Crystal Bobo	FIU	05.01.04	7
	Ashley Katinas	North Texas	04.15.06	7
	Shelby Stinnett	FIU	04.17.12	7
	Shelby Stinnett	Kentucky	04.17.13	7
	Claire Woods	vs. Evansville	02.19.22	7

Innings Pitched

1.	Amber Baldwin	FIU	05.07.21	13.0
2.	Stacy Preator	Western Kentucky	05.09.03	12.0
3.	Jennifer Martinez	Western Michigan	04.04.00	11.2
4.	Jill Booth	UT-Martin	04.20.94	11.0
	Lindsey Vander Lugt	ULM	03.30.08	11.0
	Lindsey Vander Lugt	South Alabama	03.27.10	11.0
	Corrina Dodd	Western Kentucky	04.23.19	11.0
8.	Jennifer Fine	Eastern Kentucky	04.16.94	10.0
	Kelly Johnson	Jacksonville State	03.03.96	10.0
	Kelly Johnson	Eastern Kentucky	05.04.96	10.0
	Samantha Floyd	Troy	04.22.06	10.0
	Lindsey Vander Lugt	Jacksonville State	04.28.09	10.0
	Corrina Dodd	Bethune-Cookman	03.01.19	10.0

Wild Pitches

1.	Ashley Katinas	Alabama	03.15.05	5
2.	Crystal Bobo	North Carolina	03.20.04	4
3.	Jennifer Martinez	Southern Miss	03.17.01	3
	Muriel Ledbetter	ETSU	02.19.03	3
	Brittney Herald	Ball State	03.20.04	3
	Amy Candioto	Missouri	02.09.07	3
	Kelci Cheney	Charlotte	05.01.16	3

Hit Batters

1.	Corrina Dodd	vs. Cal Poly	02.12.22	5
2.	Jordyn Fisherback	vs. Kentucky	02.18.11	4
3.	Jennifer Martinez	Louisiana	05.12.01	3
	Valerie Swanson	Louisiana	04.05.03	3
	Caitlin McClure	FIU	04.18.12	3
	Cori Jennings	at FIU	04.14.18	3
	Corrina Dodd	vs. Marshall	04.27.19	3
6.	several players, most recently:			
	Amber Baldwin	vs. UTSA	05.12.21	2
	Amber Baldwin	Marshall	04.10.21	2
	Corrina Dodd	Marshall	04.09.21	2
	Gretchen Mead	Georgia Tech	03.26.21	2
	Amber Baldwin	vs. Central Michigan	03.07.21	2
	Amber Baldwin	vs. Stetson	03.05.21	2
	Amber Baldwin	vs. Mercer	02.16.20	2
	Mia Marinakis	vs. UC Riverside	02.07.20	2

Perfect Games

Jaclyn Story	at Tennessee State	04.16.97	W, 18-0 (5)
Stacy Preator	Austin Peay	04.17.01	W, 7-0
Jennifer Martinez	at FIU (SBC)	05.10.02	W, 1-0
Jennifer Dorias	Tennessee State	04.22.03	W, 8-0 (5)

No Hitters

Jaclyn Story	at Tennessee State	04.16.97	W, 18-0 (5)
Jennifer Fine	at Tennessee State	02.26.94	W, 25-0 (5)
Jennifer Martinez	at Tennessee State	04.19.00	W, 11-0 (5)
Amanda Kendall	Alabama A&M	03.27.01	W, 4-0
Stacy Preator	Austin Peay	04.17.01	W, 7-0
Jennifer Martinez	vs. Tulsa	02.16.02	W, 3-0
Jennifer Martinez	at FIU	05.10.02	W, 1-0
Jennifer Dorias	Tennessee State	04.22.03	W, 8-0 (5)
Crystal Bobo	Lipscomb	03.04.04	W, 9-0 (5)
Lindsey Vander Lugt	Evansville	03.16.10	W, 5-0
Cori Jennings	vs. UT-Martin	02.17.18	W, 3-0
Cori Jennings	vs. FIU	05.09.18	W, 4-0
Kamryn Carcich	App. State	03.10.23	W, 10-0 (5)

Starting Pitcher or Earned Win or Save and Had Multi-Hit Game or Hit a Home Run

Jennifer Fine	vs. Tennessee State	02.26.94	5.0 IP, 9 K; 5-for-5, 4 RBI
Jill Booth	at UT-Martin	04.20.94	11.0 IP, 12 K; 3-for-4
Kim Blair	at Troy	02.24.96	6.0 IP; 4-for-4
Courtney Wallace	at Morehead State	04.03.99	7.0 IP, 4 K, Win; 2-for-3, 2 RBI
Jennifer Martinez	vs. Louisville	02.24.02	6.1 IP, 8 K, Win; 1-for-3, HR
Muriel Ledbetter	at Western Kentucky	04.09.04	1.1 IP, Save; 2-for-4, 1 RBI
Trish White	at Western Kentucky	04.08.06	2.0 IP, Win; 1-for-1, HR, 3 RBI
Samantha Floyd	vs. Temple	02.16.07	6.0 IP, Win; 1-for-3, HR
Kamryn Carcich	WKU	04.15.23	7.0 IP, Win; 3-3



Team Single Game Hitting and Offensive Records

Batting Average

1.	vs. Tennessee State	02.26.94	.667
2.	vs. Mississippi Valley State	02.08.15	.581
2.	vs. Murray State	02.25.11	.577
3.	at Tennessee State	04.18.94	.565
4.	Murray State	02.13.11	.543
5.	Tennessee State	03.02.94	.526

At-Bats

1.	at Western Kentucky (SBC)	05.09.03	50
2.	at Southern Miss	03.15.14	49
3.	at Eastern Kentucky	04.16.94	47
4.	Western Michigan	03.04.00	46
	North Texas	05.13.23	46
5.	Troy	04.22.06	44
	at Evansville	04.21.09	44

Hits

1.	vs. Tennessee State	02.26.94	24
2.	Murray State	02.13.11	19
	vs. UAPB	02.26.16	19
4.	South Alabama	03.24.07	18
	at ULM	03.27.11	18
	vs. Mississippi Valley State	02.08.15	18

Doubles

1.	New Mexico State	05.05.02	6
	at Austin Peay	04.15.04	6
3.	Eastern Kentucky	03.26.94	5
	Alabama A&M	03.27.01	5
	vs. Ball State	03.13.04	5
	Western Kentucky	04.10.05	5
	vs. Murray State	02.25.11	5
	vs. Eastern Michigan	03.10.12	5
	vs. Florida A&M	02.16.14	5
	at FGCU	02.12.16	5
	vs. UAPB	02.26.16	5
	vs. Alcorn State	02.19.17	5
	vs. Louisiana Tech	03.11.18	5
	vs. Central Michigan	03.05.22	5
	vs. UAB	03.17.23	5

Triples

1.	at Tennessee State	04.04.95	4
2.	at Tennessee State	04.16.96	3
	Birmingham-Southern	04.22.04	3
	Delaware	02.17.24	3
3.	vs. Tennessee State	02.26.94	2
	Carson-Newman	04.04.94	2
	Louisiana Tech	04.06.01	2
	at UT-Martin	04.02.03	2
	Austin Peay	03.26.08	2
	South Alabama	03.21.09	2
	vs. Virginia Tech	02.26.12	2
	Tennessee State	04.07.15	2
	at Florida Atlantic	04.24.21	2
	vs. FAU	05.12.23	2

Home Runs

1.	South Alabama	03.24.07	4
2.	vs. Tennessee State	02.26.94	3
	Austin Peay	04.15.04	3
	at North Texas	04.18.04	3
	at North Texas	04.14.06	3
	Ball State	02.25.07	3
	at ULM	04.01.07	3
	at Lipscomb	04.26.07	3
	Austin Peay	03.26.08	3

	at Jacksonville State	04.15.08	3
	Florida Atlantic	03.29.11	3
	at Lipscomb	03.11.12	3
	Louisiana	04.15.12	3
	at ULM	03.29.13	3
	vs. Saint Mary's (CA)	03.03.17	3
	vs. Nicholls State	02.15.20	3
	vs. Mercer	02.16.20	3
	vs. Yale	03.03.23	3
	vs. FIU	03.28.24	3
	vs. FIU	03.30.24	3
	Brown	02.25.24	3
	at Jax State	03.23.24	3
	at Lipscomb	04.10.24	3

Runs Batted In

1.	vs. Tennessee State	02.26.94	26
2.	vs. UAPB	02.26.16	18
3.	vs. Sacred Heart	03.01.20	17
4.	vs. Murray State	02.25.11	16
5.	Alabama A&M	03.27.01	15
	at North Texas	04.18.04	15

Sacrifice Hits

1.	vs. Austin Peay	02.25.94	6
	Southeast Missouri	03.20.07	6
3.	Florida A&M	02.24.96	5
	vs. Belmont	04.17.98	5
	Morehead State	02.23.07	5
	ULM	03.30.08	5
	at Austin Peay	04.11.18	5

Walks

1.	vs. Tennessee State	02.25.94	12
2.	Tennessee State	03.02.94	11
	at Tennessee State	04.04.95	11
	at Troy	03.04.08	11
5.	vs. Alcorn State	02.19.17	10

Strikeouts

1.	at Auburn	02.20.09	18
	at Louisiana	04.14.13	18
3.	vs. Jacksonville State	02.18.06	15
4.	vs. Iowa	03.05.05	14
	vs. Winthrop	03.02.07	14
	Louisiana	03.16.08	14

Stolen Bases

1.	at Belmont	04.13.16	10
2.	vs. Holy Cross	02.16.18	9
3.	vs. Detroit Mercy	03.01.24	8
4.	Austin Peay	03.27.96	7
	at Tennessee State	03.24.98	7
	Belmont	03.02.01	7
	Texas A&M - Corpus Christi	02.25.17	7
	Jacksonville State	03.24.21	7
	at Jacksonville State	04.06.21	7
	vs. Georgetown	03.04.23	7

Runs Scored

1.	vs. Tennessee State	02.26.94	25
	Alabama A&M	03.11.99	25
3.	vs. UAPB	02.26.16	22
4.	at Tennessee State	04.04.95	21
5.	at UTEP	03.25.16	18
6.	vs. Sacred Heart	03.01.20	17
7.	Austin Peay	03.27.96	16





Team Single Game Pitching and Fielding Records

Strikeouts

1.	vs. Mercer	03.18.01	28
2.	Western Kentucky	03.13.00	15
	at Austin Peay	04.15.04	15
4.	Belmont	03.10.01	14
5.	vs. Virginia	03.14.02	13
	vs. Alabama A&M	04.25.17	13

Walks

1.	at Belmont	03.31.93	12
2.	vs. College of Charleston	02.22.04	11
	at Cal State Fullerton	02.06.20	11
4.	Tennessee	04.10.96	10
	at Troy	02.27.98	10
	at FIU	05.01.04	10

Innings Pitched

1.	Troy	04.22.06	13.0
	FIU	05.07.21	13.0
3.	Western Michigan	03.04.00	12.0
	Southeast Missouri	03.20.07	12.0
	at Western Kentucky (SBC)	05.09.03	12.0
	vs. Georgia Southern	02.20.11	12.0
	vs. North Texas	05.13.23	12.0

Earned Runs

1.	Mississippi State	03.30.22	16
2.	UAB	03.12.03	14
	at Louisville	03.25.05	14
4.	vs. Auburn	03.04.05	13
	at ULM	03.27.11	13
	vs. Kennesaw State	02.07.14	13
	at Cal State Fullerton	02.06.20	13

Hits Allowed

1.	vs. Michigan	03.25.05	19
	at Troy	04.22.12	19
3.	at North Texas	04.05.08	18
	vs. Saint Louis	02.07.15	18
5.	at Louisiana (SBC)	05.15.04	17
	vs. SIU Edwardsville	02.26.21	17
	Mississippi State	03.30.22	17
8.	at Tennessee Tech	04.25.96	16
	South Alabama	03.24.07	16
	Louisiana	03.16.08	16
	Murray State	02.13.11	16
	vs. Georgia Southern	02.20.11	16
	vs. Kennesaw State	02.07.14	16
	at UTEP	04.12.14	16
	Marshall	04.11.15	16
	at Marshall	04.24.16	16

Putouts

1.	Troy	04.22.06	39
	FIU	05.07.21	39
3.	at Western Kentucky (SBC)	05.09.03	36
	Southeast Missouri	03.20.07	36
	vs. Georgia Southern	02.20.11	36
	vs. North Texas	05.13.23	36
6.	at Evansville	04.21.09	34

Assists

1.	FIU	05.07.21	27
2.	ULM	03.30.08	21
	at Evansville	04.21.09	21
4.	Troy	04.22.06	20
5.	at FIU	04.07.02	19
	Western Kentucky	05.02.08	19

Double Plays Turned

1.	at Tennessee	04.28.96	5
2.	vs. Virginia	02.16.07	3
	vs. Alabama State	03.11.12	3
3.	several times, last against:		
	vs. Kent State	02.13.16	2
	vs. Nicholls State	02.21.16	2
	at WKU	04.09.16	2
	Austin Peay	04.12.16	2
	at Belmont	04.13.16	2
	at FIU	05.07.16	2
	vs. Stephen F. Austin	02.24.17	2
	vs. Texas A&M - Corpus Christi	02.26.17	2
	vs. UT Martin	03.29.17	2
	at Austin Peay	04.11.18	2
	at Tennessee State	04.25.18	2
	vs. Oregon State	05.19.18	2
	at WKU	03.07.20	2
	Jacksonville State	03.24.21	2
	at Murray State	03.30.21	2



Awards & Honors

NATIONAL

NFCA All-Region (Midwest)

Precious Birdsong	First	2017
Laura Mealer	First	2023
Gretchen Mead	Second	2023
Shelby Echols	Second	2023
Amaya Harris	Second	2023
Morgan Harris	Third	2018
Cori Jennings	Third	2018

NFCA All-Region (South)

Jennifer Martinez	Second	2000
Jennifer Martinez	Second	2001
Cortney Mitchell	First	2003
Cortney Mitchell	First	2004

NCAA Statistical Champion - Individual

Cortney Mitchell	Doubles	2003
Cortney Mitchell	Doubles	2004
Lindsey Vander Lugt	Fewest Walks	2008

NCAA Statistical Champion - Team

Middle Tennessee	Doubles	2004
------------------	---------	------

CONFERENCE

All-Conference USA First Team

Laura Dukes	2014
Morgan Harris	2015
Precious Birdsong	2017
Morgan Harris	2017
Morgan Harris	2018
Cori Jennings	2018
Summer Burgess	2019
Summer Burgess	2021
Laura Mealer	2023
Shelby Echols	2024
Ansley Blevins	2024

All-Conference USA Second Team

Precious Birdsong	2018
Summer Burgess	2018
Lexi Cushing	2018
Lexi Cushing	2019
Kelci Hill	2021
Laura Mealer	2022
Julia Garcia	2023
Amaya Harris	2023
Gretchen Mead	2023
Shelby Echols	2023

All-Conference USA Freshman Team

Precious Birdsong	2015
Morgan Harris	2015
Summer Burgess	2017
Amber Baldwin	2018
Corrina Dodd	2019
Kelci Hill	2021
Anyce Harvey	2022
Laura Mealer	2022
Ansley Blevins	2023

Conference USA Player of the Week

Carlie Jenkins	03.27.16
Austyn Whaley	02.13.17
Lexi Cushing	02.19.18
Lexi Cushing	03.12.18
Summer Burgess	03.08.21

Kelci Hill	04.12.21
Laura Mealer	03.06.23
Shelby Echols	03.13.23
Amaya Harris	03.04.24

Conference USA Pitcher of the Week

Megan Chocallo	03.27.16
Cori Jennings	02.19.18
Amber Baldwin	03.12.18
Cori Jennings	04.30.18
Corrina Dodd	03.22.21
Corrina Dodd	04.19.21
Kamryn Carcich	03.20.23
Kamryn Carcich	04.24.23
Kamryn Carcich	03.04.24

C-USA Tournament Most Valuable Player

Cori Jennings	2018
Shelby Sargent	2023

C-USA All-Tournament Team

Precious Birdsong	2018
Summer Burgess	2018
Kirstyn Cuccia	2018
Cori Jennings	2018
Kristin Uselton	2018
Sydney Heath	2019
Laura Mealer	2023
Kamryn Carcich	2023
Ansley Blevins	2023
Amaya Harris	2023
Anyce Harvey	2023

All-Time Sun Belt Team

Jennifer Martinez	2006
Cortney Mitchell	2006

Sun Belt Player of the Year

Cortney Mitchell	2004
------------------	------

Sun Belt Newcomer of the Year

Cortney Mitchell	2003
Crystal Bobo	2004
Shelby Stiner	2006

All-Sun Belt First Team

Lindsay Azevedo	2001
Jennifer Martinez	2001
Cortney Mitchell	2003
Leah Grothause	2004
Brittney Herald	2004
Cortney Mitchell	2004
Shelby Stiner	2006
Corrie Abel	2011
Kayla Toney	2012

All-Sun Belt Second Team

Kip Phillips	2001
Stacy Preator	2001
Jennifer Martinez	2002
Erica Buhl	2003
Stacy Preator	2003
Crystal Bobo	2004
Muriel Ledbetter	2004
Jennifer Grybash	2005
Trish White	2005
Muriel Ledbetter	2006
Katie Mielke	2006
Melissa Weiland	2006
Ashley Cline	2007
Martha Davis	2007
Corrie Abel	2008
Martha Davis	2009

Nina Dever	2013
------------	------

All-Sun Belt Tournament Team

Crystal Bobo	2004
Leah Grothause	2004
Melissa Weiland	2004
Martha Davis	2007
Lindsey Vander Lugt	2007
Lindsey Vander Lugt	2010

TSWA Player of the Week

Laura Dukes	03.26.14
Morgan Harris	05.05.15
Lexi Cushing	02.13.17
Jocelynn De La Cruz	02.25.18
Lexi Cushing	02.11.20

TSWA Pitcher of the Week

Caitlin McClure	05.06.14
Cori Jennings	04.24.18
Corrina Dodd	03.23.21
Corrina Dodd	04.20.21

Sun Belt Player of the Week

Lindsay Azevedo	04.09.01
Danielle DeCamino	04.28.03
Cortney Mitchell	03.24.03
Cortney Mitchell	03.29.04
Cortney Mitchell	04.12.04
Brittney Herald	04.19.04
Cortney Mitchell	04.26.04
Muriel Ledbetter	03.07.06
Corrie Abel	04.07.08
Martha Davis	04.21.08
Justine Cerda	05.05.08

Sun Belt Pitcher of the Week

Jennifer Martinez	04.09.01
Jennifer Martinez	05.07.01
Jennifer Martinez	04.22.02
Stacy Preator	05.06.02
Stacy Preator	03.13.03
Stacy Preator	04.14.03
Lindsey Vander Lugt	03.06.07
Lindsey Vander Lugt	03.22.10
Lindsey Vander Lugt	03.29.10

Ohio Valley Pitcher of the Year

Jennifer Martinez	1999
Jennifer Martinez	2000

Ohio Valley Freshman of the Year

Kim Blair	1996
Jennifer Martinez	1999

Ohio Valley Tournament Most Valuable Player

Jill Booth	1994
Jennifer Martinez	2000

All-Ohio Valley First Team

Kim Blair	1996
Shay Haskell	1998
Rachel Actkinson	1999
Laura Brockman	1999
Jennifer Martinez	1999
Courtney Wallace	1999
Shay Haskell	2000
Jennifer Martinez	2000

All-Ohio Valley Second Team

Mandy Baird	1994
Jill Booth	1994
Jamie Estepa	1994
Jennifer Fine	1994
Stacy Gafford	1994
Jill Booth	1995
Jamie Estepa	1995




Jennifer Fine	1995
Allison Cheatham	1996
Kelly Johnson	1996
Jamie Polsteen	1996
Kandal Walker	1996
Allison Cheatham	1997
Pierrecia Lyons	1997
Jaclyn Story	1997
Courtney Wallace	1998
Kerry Allen	1999
Melanie Manley	1999
Steffi Silva	1999
Laura Brockman	2000
Carisa Chavez	2000
Stacy Preator	2000
Steffi Silva	2000

All-Ohio Valley Honorable Mention

Andrea Edwards	1995
Holly Griffith	1996
Rachel Actkinson	1997
Rachel Actkinson	1998
Allison Cheatham	1998
Melanie Manley	1998

All-Ohio Valley Tournament Team

Jill Booth	1994
Jamie Estepa	1994
Stacy Gafford	1994
Kristin Rawlins	1994
Kandal Walker	1996
Laura Brockman	1999
Laura Brockman	2000
Tamara Davis	2000
Shay Haskell	2000
Melanie Manley	2000
Jennifer Martinez	2000



NATIONAL

NFC A All-Academic Scholars

Pierrecia Lyons	1997
Melanie Manley	1997
Pierrecia Lyons	1998
Melanie Manley	1998
Laura Brockman	1999
Carisa Chavez	1999
Melanie Manley	1999
Courtney Wallace	1999
Laura Brockman	2000
Erica Buhl	2000
Carisa Chavez	2000
Melanie Manley	2000
Kip Phillips	2000
Kari Crandall	2003
Brandy Davis	2003
Muriel Ledbetter	2003
Kip Phillips	2003
Megan Stapleton	2003
Krystal Scott	2003
Jessica Boyce	2005
Jennifer Dorias	2005
Leah Grothouse	2005
Muriel Ledbetter	2005
Kristine Reed	2005
Kayla Sparks	2005
Michelle Wilkes	2005
Mabern Barnes	2006
Jennifer Dorias	2006
Muriel Ledbetter	2006
Katie Mielke	2006
Shelby Stiner	2006
Michelle Wilkes	2006
Ashley Cline	2007
Whitney Darlington	2007
Martha Davis	2007
Jessica Ives	2007
Ashley Katinas	2007
Caitlin McClure	2007
Kristine Reed	2007
Shelby Stiner	2007
Lindsey Vander Lugt	2007
Whitney Darlington	2008
Martha Davis	2008
Kelsey Dortch	2008
Kellie Head	2008
Lindsey Vander Lugt	2008
Martha Davis	2009
Caty Jutson	2009
Caitlin McClure	2009
Whittney Padgett	2009
Lindsey Vander Lugt	2009
Kelsey Dortch	2010
Caty Jutson	2010
Caitlin McClure	2010
Lindsey Vander Lugt	2010
Niki Campbell	2013
Laura Dukes	2013
Samantha Nieves	2013
Katelyn Brown	2014
Niki Campbell	2014
Kelci Cheney	2014
Nina Dever	2014
Laura Dukes	2014
Kristi Marquez	2014
Samantha Nieves	2014
Lauren Riddell	2014
Marinna Shadley	2014
Shelby Stinnett	2014
Kelci Cheney	2015
Morgan Harris	2015
Samantha Nieves	2015
Makenzie Prince	2015
Lauren Riddell	2015
Marinna Shadley	2015

Kristin Uselton	2015
Kelci Cheney	2016
Megan Griffith	2016
Morgan Harris	2016
Payton Grove	2016
Lauren Riddell	2016
Kristin Uselton	2016
Summer Burgess	2017
Lexi Cushing	2017
Gretchen Greer	2017
Payton Grove	2017
Morgan Harris	2017
Cori Jennings	2017
Keely McGee	2017
Lauren Riddell	2017
Savannah Rosevear-Goetsch	2017
Kristin Uselton	2017
Samantha Vacko	2017
Precious Birdsong	2018
Kirstyn Cuccia	2018
Lexi Cushing	2018
Gretchen Greer	2018
Morgan Harris	2018
Cori Jennings	2018
Brooke McClure	2018
Keely McGee	2018
Dani Munoz	2018
Deja Portillo	2018
Claire Smith	2018
Pattie Ruth Taylor	2018
Kailey Ahlstrom	2019
Summer Burgess	2019
Kirstyn Cuccia	2019
Lexi Cushing	2019
Jocelynn De La Cruz	2019
Corrina Dodd	2019
Riley Fleming	2019
Sydney Heath	2019
Gracie Kirby	2019
Brooke McClure	2019
Keely McGee	2019
Cameran McKenry	2019

NFC A Academic Team

Middle Tennessee	2018
Middle Tennessee	2019

NCAA Public Recognition Award

Middle Tennessee	2020
------------------	------

CoSIDA Academic All-American

Melanie Manley	First Team	1999
----------------	------------	------

CoSIDA Academic All-District IV

Melanie Manley	First Team	1999
Leah Grothouse	Second Team	2005
Jennifer Grybash	Second Team	2005
Muriel Ledbetter	First Team	2006
Whitney Darlington	Second Team	2008
Lindsey Vander Lugt	Second Team	2010

CoSIDA Academic All-District III

Laura Dukes	First Team	2014
Precious Birdsong	First Team	2016

CONFERENCE

C-USA Sport Academic Award

	2023
--	------

C-USA All-Academic Team

Laura Dukes	2014
Samantha Nieves	2014
Samantha Nieves	2015
Kelci Cheney	2016
Summer Burgess	2018
Morgan Harris	2018

Lexi Cushing	2019
Summer Burgess	2021
Kamryn Carcich	2024

C-USA Commissioner's Honor Roll (3.0-4.0 GPA)

Niki Campbell	2014
Nina Dever	2014
Laura Dukes	2014
McKena Miller	2014
LaRi Mitchell	2014
Samantha Nieves	2014
Lauren Riddell	2014
Marianna Shadley	2014
Shelby Stinnett	2014
Kayla Toney	2014
Precious Birdsong	2015
Kelci Cheney	2015
Randi Cookus	2015
Kiarra Freeman	2015
Morgan Harris	2015
Danielle Munoz	2015
Samantha Nieves	2015
Makenzie Prince	2015
Lauren Riddell	2015
Marinna Shadley	2015
Shelby Stinnett	2015
Kristin Uselton	2015
Austyn Whaley	2015
Kristin Adkins	2016
Precious Birdsong	2016
Kelci Cheney	2016
Randi Cookus	2016
Kirstyn Cuccia	2016
Megan Griffith	2016
Payton Grove	2016
Morgan Harris	2016
Samantha Nieves	2016
Lauren Payne	2016
Deja Portillo	2016
Lauren Riddell	2016
Kristin Uselton	2016
Austyn Whaley	2016
Precious Birdsong	2017
Summer Burgess	2017
Kirstyn Cuccia	2017
Lexi Cushing	2017
Gretchen Greer	2017
Payton Grove	2017
Morgan Harris	2017
Cori Jennings	2017
Keely McGee	2017
Dani Munoz	2017
Sarah Pinkston	2017
Lauren Riddell	2017
Savannah Rosevear-Goetsch	2017
Pattie Ruth Taylor	2017
Kristin Uselton	2017
Samantha Vacko	2017
Austyn Whaley	2017
Precious Birdsong	2018
Summer Burgess	2018
Kirstyn Cuccia	2018
Lexi Cushing	2018
Jocelynn De La Cruz	2018
Gretchen Greer	2018
Morgan Harris	2018
Cori Jennings	2018
Ryan King	2018
Brooke McClure	2018
Keely McGee	2018
Dani Munoz	2018
Deja Portillo	2018
Claire Smith	2018
Pattie Ruth Taylor	2018
Kristin Uselton	2018
Samantha Valentine	2018
Kailey Ahlstrom	2019





2024 MIDDLE TENNESSEE SOFTBALL MEDIA GUIDE

Summer Burgess	2019	Bryanna Coffman	2023	Danielle Taitt	2021
Kirstyn Cuccia	2019	Paige Connors	2023	Mackenzie Hutchinson	2022
Lexi Cushing	2019	Claire Czajkowski	2023	Efthimia Marinakis	2022
Jocelynn De La Cruz	2019	Shelby Echols	2023	Laura Mealer	2022
Corrina Dodd	2019	Julia Garcia	2023	Keri Munn	2022
Riley Fleming	2019	Riley Gilmore	2023	Abby Shoulders	2022
Savannah Freeman	2019	Amaya Harris	2023	Danielle Taitt	2022
Sydney Heath	2019	Ashlee Jacoway	2023	Claire Woods	2022
Ryan King	2019	Gretchen Mead	2023	Savannah Behabetz	2023
Gracie Kirby	2019	Laura Mealer	2023	Kamryn Carcich	2023
Brooke McClure	2019	Lexi Medlock	2023	Lexi Medlock	2023
Keely McGee	2019	Keri Munn	2023	Keri Munn	2023
Cameran McKenry	2019	Shelby Sargent	2023	Savannah Behabetz	2024
Sarah Pinkston	2019	Julia Sitterding	2023	Kamryn Carcich	2024
Deja Portillo	2019	Ava Tepe	2023	Jesyne Espinal	2024
Lani Rodriguez	2019	Claire Woods	2023	Ashlee Jacoway	2024
Claire Smith	2019	Savannah behabetz	2024	Lexi Medlock	2024
Samantha Valentine	2019	Ansley Blevins	2024	Keri Munn	2024
Kailey Ahlstrom	2020	Kamryn Carcich	2024	Claire Woods	2024
Summer Burgess	2020	Bryanna Coffman	2024		
Lexi Cushing	2020	Claire Czajkowski	2024	Sun Belt Team Academic Award	
Jocelynn De La Cruz	2020	Shelby Echols	2024	Middle Tennessee	2005
Corrina Dodd	2020	Jesyne Espinal	2024	Middle Tennessee	2006
Savannah Freeman	2020	Julia Garcia	2024	Middle Tennessee	2008
Sydney Heath	2020	Riley Gilmore	2024	Middle Tennessee	2009
Kelci Hill	2020	Amaya Harris	2024	Middle Tennessee	2010
Ryan King	2020	Mary Martinez	2024		
Gracie Kirby	2020	Lexi Medlock	2024	Sun Belt Commissioner's List (3.5-4.0 GPA)	
Mia Marinakis	2020	Keri Munn	2024	Laura Brockman	2001
Brooke McClure	2020	Shelby Sargent	2024	Katie McCraw	2001
Keely McGee	2020	Julia Sitterding	2024	Kip Phillips	2001
Gretchen Mead	2020	Ava Tepe	2024	Liz Polfus	2001
Lani Rodriguez	2020	Claire Woods	2024	Jennifer Polsteen	2001
Claire Smith	2020			Wendy Pollock	2001
Samantha Valentine	2020	C-USA Academic Medal Winners (3.75-4.0 GPA)		Laura Brockman	2002
Kailey Ahlstrom	2021	Niki Campbell	2014	Katie McCraw	2002
Summer Burgess	2021	Laura Dukes	2014	Kip Phillips	2002
Lexi Cushing	2021	Samantha Nieves	2014	Jennifer Polsteen	2002
Jocelynn De La Cruz	2021	Lauren Riddell	2014	Lisa Sherman	2002
Corrina Dodd	2021	Marianna Shadley	2014	Brandy Davis	2003
Savannah Freeman	2021	Morgan Harris	2015	Muriel Ledbetter	2003
Amaya Harris	2021	Samantha Nieves	2015	Kip Phillips	2003
Jaya Herring	2021	Makenzie Prince	2015	Krystal Scott	2003
Kelci Hill	2021	Lauren Riddell	2015	Megan Stapleton	2003
Makenzie Hutchinson	2021	Marinna Shadley	2015	Leora Brannon	2004
Ashlee Jacoway	2021	Kristin Uselton	2015	Brandy Davis	2004
Ryan King	2021	Morgan Harris	2016	Jennifer Dorias	2004
Gracie Kirby	2021	Samantha Nieves	2016	Muriel Ledbetter	2004
Mia Marinakis	2021	Lauren Riddell	2016	Cortney Mitchell	2004
Brooke McClure	2021	Kristin Uselton	2016	Kip Phillips	2004
Gretchen Mead	2021	Summer Burgess	2017	Trish White	2004
Lani Rodriguez	2021	Gretchen Greer	2017	Michelle Wilkes	2004
Shelby Sargent	2021	Morgan Harris	2017	Jessica Boyce	2005
Claire Smith	2021	Keely McGee	2017	Jennifer Dorias	2005
Danielle Taitt	2021	Lauren Riddell	2017	Leah Grothause	2005
Kailey Ahlstrom	2022	Kristin Uselton	2017	Jennifer Grybash	2005
Claire Czajkowski	2022	Summer Burgess	2018	Muriel Ledbetter	2005
Corrina Dodd	2022	Morgan Harris	2018	Kayla Sparks	2005
Savannah Freeman	2022	Brooke McClure	2018	Michelle Wilkes	2005
Amaya Harris	2022	Keely McGee	2018	Mabern Barnes	2006
Jaya Herring	2022	Pattie Ruth Taylor	2018	Jennifer Dorias	2006
Kelci Hill	2022	Kristin Uselton	2018	Leah Grothause	2006
Makenzie Hutchinson	2022	Kailey Ahlstrom	2019	Jennifer Grybash	2006
Ashlee Jacoway	2022	Gracie Kirby	2019	Ashley Cline	2007
Gracia Kirby	2022	Brooke McClure	2019	Whitney Darlington	2007
Efthimia Marinakis	2022	Keely McGee	2019	Martha Davis	2007
Gretchen Mead	2022	Lexi Cushing	2020	Jessica Ives	2007
Laura Mealer	2022	Kelci Hill	2020	Caitlin McLure	2007
Keri Munn	2022	Mia Marinakis	2020	Kristine Reed	2007
Lani Rodriguez	2022	Keely McGee	2020	Shelby Stiner	2007
Shelby Sargent	2022	Summer Burgess	2021	Lindsey Vander Lugt	2007
Abby Shoulders	2022	Lexi Cushing	2021	Whitney Darlington	2008
Danielle Taitt	2022	Amaya Harris	2021	Martha Davis	2008
Claire Woods	2022	Jaya Herring	2021	Kelsey Dortch	2008
Savannah Behabetz	2023	Kelci Hill	2021	Kellie Head	2008
Ansley Blevins	2023	Makenzie Hutchinson	2021	Lindsey Vander Lugt	2008
Kamryn Carcich	2023	Mia Marinakis	2021	Whitney Darlington	2009



Martha Davis	2009	Melissa Weiland	2007
Tobie Joy	2009	Corrie Abel	2008
Caty Jutson	2009	Brittney Banania	2008
Caitlin McLure	2009	Ashley Cline	2008
Whittney Padgett	2009	Jessica Ives	2008
Kandra Singleton	2009	Caitlin McLure	2008
Lindsey Vander Lugt	2009	Whittney Padgett	2008
Natalie Ysais	2009	Kandra Singleton	2008
Kelsey Dortch	2010	Shelby Barrett	2009
Caty Jutson	2010	Justine Cerda	2009
Caitlin McLure	2010	Laurie Cooley	2009
Lindsey Vander Lugt	2010	Kelsey Dortch	2009
Kelsey Dortch	2011	Katie Mielke	2009
Jessica Ives	2011	Kristen Patterson	2009
Caty Jutson	2011	Kaycee Popham	2009
Lauren Keele	2011	Jessi Couch	2010
Kristi Marquez	2011	Kristi Marquez	2010
Kelsey Dortch	2012	Kailey McDougald	2010
Laura Dukes	2012	Janele Robinson	2010
Bethany Jones	2012	Abbey Sanders	2010
Cate Jutson	2012	Kandra Singleton	2010
Kristi Marquez	2012	Brittney Banania	2011
Samantha Nieves	2012	Jessi Couch	2011
Kaycee Popham	2012	Nina Dever	2011
Abbey Sanders	2012	Kailey McDougald	2011
Katherine Tucker	2012	Kaycee Popham	2011
Niki Campbell	2013	Abbey Sanders	2011
Nina Dever	2013	Kandra Singleton	2011
Laura Dukes	2013	Kayla Toney	2011
Catherine Jutson	2013	Kelsey Woodruff	2011
Kailey McDougald	2013	Corrie Abel	2012
Samantha Nieves	2013	Caitlin McClure	2012
Kaycee Popham	2013	Kailey McDougald	2012
		Katelyn Brown	2013
		Taylor Lee	2013
		Kristi Marquez	2013
		Lari Mitchell	2013
		Shelby Stinnett	2013
		Kayla Toney	2013
		Katherine Tucker	2013
		<u>Ohio Valley Academic Medal of Honor</u>	
		Melanie Manley	1998
		<u>Ohio Valley Scholar Athlete of the Year</u>	
		Melanie Manley	1999
<u>Sun Belt Academic Honor Roll (3.0-3.49 GPA)</u>			
Lindsay Azevedo	2001		
Erica Buhl	2001		
Kristina Hieb	2001		
Lisa Sherman	2001		
Lindsay Azevedo	2002		
Leah Grothouse	2002		
Jennifer Martinez	2002		
Megan Cherinka	2003		
Tiffany Childress	2003		
Jennifer Dorias	2003		
Leah Grothouse	2003		
Kristina Hieb	2003		
Erica Miller	2003		
Cortney Mitchell	2003		
Valerie Swanson	2003		
Michelle Wilkes	2003		
Christi Benton	2004		
Crystal Bobo	2004		
Erica Buhl	2004		
Natalie Carrico	2004		
Leah Grothouse	2004		
Stacy Preator	2004		
Melissa Weiland	2004		
Brandy Davis	2005		
Liz Davis	2005		
Brittany Herald	2005		
Ashley Katinas	2005		
Krystle Littrell	2005		
Cortney Mitchell	2005		
Kristine Reed	2005		
Martha Davis	2006		
Ashley Katinas	2006		
Muriel Ledbetter	2006		
Katie Mielke	2006		
Kristine Reed	2006		
Shelby Stiner	2006		
Melissa Weiland	2006		
Trish White	2006		
Michelle Wilkes	2006		
Samantha Floyd	2007		
Muriel Ledbetter	2007		
Katie Mielke	2007		





Letterwinners

A	
Corrie Abel	2007-11
Rachel Actkinson	1996-99
Kailey Ahlstrom	2019-22
Kerry Allen	1999-2000
Beth Arnold	1993
Lindsay Azevedo	2001-02

B	
Mandy Baird	1993-95
Amber Baldwin	2018-21
Brittney Banania	2008-11
Mabern Barnes	2006
Shelby Barrett	2009
Corrine Bates	2014
Christi Benton	2004-05
Brenda Bessinger	1994-97
Mandy Biggar	1995-96
Precious Birdsong	2015-18
Kim Blair	1996
Crystal Bobo	2004-05
Brandi Boehner	2005-06
Jill Booth	1994-95
Hailey Bosley	2019-22
Jessica Boyce	2005
Erica Bradley	1993
Leora Brannon	2003-04
Laura Brockman	1999-2002
Karesse Brown	1993
Katie Brown	2013
Erica Buhl	2000-03
Summer Burgess	2017-21

C	
Niki Campbell	2013
Amy Candioto	2007-08
Kacey Cardiff	1994
Natalie Carrico	2004
Justine Cerda	2006-08
Carisa Chavez	1999-2000
Allison Cheatham	1995-98
Kelci Cheney	2014-16
Megan Cherinka	2002-03
Tiffany Childress	2003
Megan Chocallo	2015-17
Ashley Cline	2007-08
Randi Cookus	2015-16
Laurie Anna Cooley	2009
Kelly Cormier	1999-2002
Alma Cortez	2014-15
Jessi Couch	2010-2011
Stephanie Cox	1998-99
Kari Crandell	2003
Kirstyn Cuccia	2016-19
Lexi Cushing	2017-21
Claire Czajkowski	2022-pres.

D	
Whitney Darlington	2007-08
Nina Davenport	2010-2013
Brandy Davis	2003-04
Liz Davis	2004-05
Martha Davis	2006-09
Tamara Davis	1997-2000
Danielle DeCamino	2002-04
Jocelynn De La Cruz	2018-21
Nina Dever	2011-14
Corrina Dodd	2019-2021
Jennifer Dorias	2003-06
Kelsey Dortch	2008-11
Laura Dukes	2012-14

E	
Andrea Edwards	1993-95
Jamie Estepa	1994-96

F	
Lindsey Fenner	2013
Bridget Fielder	1993
Jennifer Fine	1994-95
Jordyn Fisherback	2011-14
Riley Fleming	2019
Samantha Floyd	2006-07
Kiarra Freeman	2015
Savannah Freeman	2019-21
Ashley Frizzell	2004

G	
Stacy Gafford	1994
Stephanie Gobble	1993
Chelsea Good	2012-13
Gretchen Greer	2017-18
Holly Griffith	1996
Megan Griffith	2015-16
Leah Grothause	2002-05
Payton Grove	2016
Jennifer Grybash	2004-05

H	
Amaya Harris	2021-pres.
Morgan Harris	2015-18
Abby Hartup	1998
Anyce Harvey	2022-pres.
Shay Haskell	1997-2000
Kellie Head	2008-09
Sydney Heath	2019-20
Carrey Hedrick	1993
Brittney Herald	2004
Jaya Herring	2021-22
Kristina Hieb	2001-04
Kelci Hill	2020-22
Becky Holm	1993
Chasnie Hudson	1993
Angie Huebner	2004
Sydney Hughes	2020
Makenzie Hutchinson	2021-22

I	
Jessica Ives	2007-10

J	
Ashlee Jacoway	2021-pres.
Charlie Jenkins	2015-16
Cori Jennings	2017-18
Kelly Johnson	1996
Bethany Jones	2012
Tobie Joy	2008
Caty Jutson	2009-12

K	
Ashley Katinas	2005-07
Lauren Keele	2011
Amanda Kendall	1998-2001
Ryan King	2018-21
Gracie Kirby	2019-pres.

L	
Juliana Lane	2020
Juli Layne	2013
Muriel Ledbetter	2003-07
Taylor Lee	2013-14
Candis Littrell	2004-05
Krystle Littrell	2005
Pierrecia Lyons	1995-98

M	
Melanie Manley	1997-2000
Mia Marinakis	2020-22
Kristi Marquez	2010-2013
Misty Martin	1999-2000
Jennifer Martinez	1999-2002

Brooke McClure	2018-21
Caitlin McClure	2012-15
Katie McCraw	2001-02
Kailey McDougald	2010-2013
Keely McGee	2017-20
Cameran McKenry	2019
Caitlin McLure	2007-10
Gretchen Mead	2019-pres.
Laura Mealer	2022-pres.
Janel Mehuron	1993
Katie Mielke	2006-08
Cortney Mitchell	2003-04
LaRi Mitchell	2013-14
Erica Miller	2003
McKena Miller	2014
Chrissy Moore	1998
Laura Moore	2006
Leslie Morton	1993
Keri Munn	2022-pres.
Danielle Munoz	2015-18

N	
Samantha Nieves	2012-15

P	
Whittney Padgett	2008
Kristen Patterson	2009
Lauren Payne	2016-17
Charlotte Peay	1994-97
Brittany Pendergrast	2013
Audrey Peters	1997
Kip Phillips	2000-03
Sarah Pinkston	2017-19
Liz Polfus	2001
Chrissy Polka	2013
Wendy Pollock	2000-01
Jamie Polsteen	1995-98
Jennifer Polsteen	2001-02
Deja Portillo	2016-19
Kaycee Popham	2009-12
Stacy Preator	2000-03

R	
Kristen Rawlins	1993-96
Kristine Reed	2005-07
Kaylee Richetto	2020-22
Lauren Riddell	2014-17
Janele Robinson	2010-11
Lani Rodriguez	2019-22
Savannah Rosevear-Goetsch	2017

S	
Abbey Sanders	2010-12
Shelby Sargent	2021-pres.
Krystal Scott	2003
Kim Seator	1996
Marinna Shadley	2014
Lisa Sherman	2001-02
Abby Shoulders	2022
Steffi Silva	1999-2002
Kandra Singleton	2008-11
Kaylyn Slatter	2017-20
Claire Smith	2018-21
Ashlie Snyder	1995
Kayla Sparks	2005
Megan Stapleton	2003
Ashley Stassin	2013
Tilly Steele	1993
Melissa Stepp	1993
Shelby Stiner	2006-07
Shelby Stinnett	2011-14
Jaclyn Story	1997-98
Valerie Swanson	2003

T	
Danielle Taitt	2021-22



Nahri Tath-Slezak	2021
Pattie Ruth Taylor	2015-18
Ava Tepe	2022-pres.
Katie Tompkins	2003-04
Kayla Toney	2011-14
Katherine Tucker	2012

 U

Kristin Uselton	2015-18
-----------------	---------

 V

Samantha Vacko	2017
Samantha Valentine	2018-20
Lindsey Vander Lugt	2007-10

 W

Kandal Walker	1996-97
Courtney Wallace	1998-2001
Ashlie Way	1999-2002
Melissa Webb	1994-97
Melissa Weiland	2004-07
Jenny West	1994-95
Austyn Whaley	2014-17
Kim Whelan	1995
Trish White	2004-06
Michelle Wilkes	2003-06
Cheyenne Willis	2014
Kelsey Woodruff	2011-12
Claire Woods	2022-pres.

 Y

Natalie Ysais	2009-12
---------------	---------



All-Time Jersey Numbers



Ashley Cline 2007-08
Kari Crandell 2003
*Amanda Kendall 1998-01



Claire Czajkowski 2022-pres.
Summer Burgess 2017-21
Randi Cookus 2015-16
Martha Davis 2006-09
Natalie Carrico 2004
Erica Buhl 2000-03
Abby Hartup 1998
Bridget Fielder 1993



Shelby Sargent 2021-pres.
Sydney Hughes 2020
Kirstyn Cuccia 2016-19
Kiara Freeman 2015
Katherine Tucker 2012
Kandra Singleton 2008-11
Michelle Wilkes 2003-06
*Katie McCraw 2002
Charlotte Peay 1994-97



Lexi Medlock 2023-pres.
Corrina Dodd 2019-2022
Precious Birdsong 2015-18
Shelby Barrett 2009
Samantha Floyd 2006-07
*Jennifer Grybash 2005
Cortney Mitchell 2003-04
*Katie McCraw 2001
Kerry Allen 1999-00
Chrissy Moore 1998
Jamie Estepa 1994-96
Becky Holm 1993



Abby Shoulders 2022
Claire Smith 2018-21
Samantha Vacko 2017
Nina Davenport 2010-13
Tobie Joy 2009
Whitney Darlington 2007-08
*Leah Grothause 2003-05
Lisa Sherman 2001-02
Carisa Chavez 1999-00
Kim Blair 1996
Carrey Lea Hedrick 1993



*Laura Mealer 2023.
Jaya Herring 2021
Keely McGee 2017-20
Katie Mielke 2006-08
*Candis Littrell 2004
Tiffany Childress 2003
Melanie Manley 1997-00
Kelly Johnson 1996
Jennifer Fine 1994-95
Chasnier Hudson 1993



Bryanna Coffman 2022-pres.
Savannah Freeman 2019-2022
Lauren Payne 2016-17
Caitlin McClure 2012-15
Corrie Abel 2007-11
*Brandi Boehner 2006
Crystal Bobo 2004-05
Valerie Swanson 2003
*Leah Grothause 2002
Kandal Walker 1996-97
Ashlie Snyder 1995



Ashlee Jacoway 2021-pres.
Austyn Whaley 2014-17
Chelsea Good 2012-13
Kelsey Dortch 2008-11
Jennifer Dorias 2003-06
Courtney Wallace 1998-01
Holly Griffith 1996
*Mandy Biggar 1995
Beth Arnold 1993



Taylor Lee 2013-14
Caitlin McLure 2007-10
Krystle Littrell 2005
Ashley Frizzell 2004
Megan Stapleton 2003
Lindsay Azevedo 2001-02
Rachel Actkinson 1996-99
Mandy Baird 1993-95



*Gretchen Mead 2023-pres.
*Laura Mealer 2021-22
Katie Brown 2013
Kirsten Patterson 2009
Mabern Barnes 2006
Katie Tompkins 2003-04
Liz Polfus 2001
Andrea Edwards 1993-95



Kaylee Richetto 2020-2021
Cameran McKenry 2019
*Danielle Munoz 2016-18
*Samantha Nieves 2013-15
Kaycee Popham 2009-12
Trish White 2004-06
Jennifer Polsteen 2001-02
*Stephanie Cox 1999
Jamie Polsteen 1995-98
Stephanie Gobble 1993



Ava Tepe 2023-pres.
Amber Baldwin 2018-21
Bethany Jones 2012
Brittney Banania 2008-11
Brandy Davis 2003-04
Ashlie Way 1999-02
Pierrecia Lyons 1995-98
Janel Mehuron 1993



Julia Garcia 2023-pres.
Danielle Taitt 2021
*Gretchen Greer 2016-17
Cheyenne Willis 2014
Kristi Marquez 2010-13
Kellie Head 2008-09
Ashley Katinas 2005-07
*Jennifer Grybash 2004
Kip Phillips 2000-03
*Tamara Davis 1997
*Mandy Biggar 1996
Jill Booth 1994-95



Ansley Blevins 2023-pres.
Hailey Bosley 2019-2022
Laura Dukes 2012-14
Justine Cerda 2006-08
*Liz Davis 2005
*Amanda Kendall 1998-99
Brenda Bessinger 1994-97
Tilly Steele 1993



Mia Marinakis 2020-2021
Riley Fleming 2019
Kelci Cheney 2014-16
Kelsey Woodruff 2011-12
Jessica Ives 2007-10
*Candis Littrell 2005
Kari Crandell 2003
Jennifer Martinez 1999-02
Jaclyn Story 1997-98
Jenny West 1994-95
Erica Bradley 1993



Jocelynn De La Cruz 2018-21
Payton Grove 2016
*Danielle Munoz 2015
Brittany Pendergrast 2013
Jessi Couch 2010-11
Whitney Padgett 2008
Kristine Reed 2005-07
Dani DeCamino 2002-04
*Tamara Davis 1998-00
Kim Whelan 1995
Kacey Cardiff 1994



Amaya Harris 2021-pres.
Morgan Harris 2015-18
Kailey McDougald 2010-13
Amy Candioto 2007-08
Brittany Herald 2004
Erica Miller 2003
Shay Haskell 1997-00
Kristen Rawlins 1993-96



Julia Sitterding 2023-pres.
Nahri Tath-Slezak 2021
Samantha Valentine 2018-20
S. Rosevear-Goetsch 2017
Jessica Boyce 2005
Leora Brannon 2003-04
Laura Brockman 1999-02
*Allison Cheatham 1996-98
Stacy Gafford 1994
Melissa Stepp 1993



Kamryn Carcich 2023-pres.
Gracie Kirby 2019-2021
*Gretchen Greer 2018
Shelby Stinnett 2011-14
Muriel Ledbetter 2003-07
Steffi Silva 1999-02
Melissa Webb 1994-97



Keri Munn 2022-pres.
Brooke McClure 2018-21
Lari Mitchell 2013-14
*Liz Davis 2004
Kelly Cormier 2000-02
*Allison Cheatham 1995
Karesse Brown 1993



Savannah Behabetz 2023-pres.
Ryan King 2018-21
Marinna Shadley 2014
Chrissy Polka 2013
*Samantha Nieves 2012
Janele Robinson 2010-11
*Misty Martin 1999-00
*Stephanie Cox 1998
Audrey Peters 1997
Kim Seator 1996
Leslie Morton 1993



Lexi Cushing 2017-21
 Kayla Toney 2011-14
 Lindsey Vander Lugt 2007-10
 Kayla Sparks 2005
 Angie Huebner 2004
 Stayc Preator 2000-03



Claire Woods 2022-pres.
 Kaylyn Slatter 2017-20
 Alma Cortez 2014-15
 Niki Campbell 2013
 Caty Jutson 2009-12
 Shelby Stiner 2006-07
 *Melissa Weiland 2004
 Krystal Scott 2003
 Wendy Pollack 2000-01



Lani Rodriguez 2019-2021
 Lauren Riddell 2014-17
 Ashley Stassin 2013
 Natalie Ysais 2009-12
 Christi Benton 2004-05
 Megan Cherinka 2002-03



Kailey Ahlstrom 2019-2021
 Megan Chocallo 2015-17
 Abbey Sanders 2010-12



Makenzie Hutchinson 2021-2021
 Juliana Lane 2020
 Deja Portillo 2016-19
 McKena Miller 2014
 Juli Layne 2013
 Lauren Keele 2011
 Laurie Anna Cooley 2009
 *Melissa Weiland 2005-07



Anyce Harvey 2022-pres.
 Sydney Heath 2019-20
 Kristin Uselton 2015-18



Paige Connors 2023-pres.
 *Gretchen Mead 2019-pres.
 Cori Jennings 2017-18
 Carlie Jenkins 2015-16
 Corrine Bates 2014
 Lindsey Fenner 2013



Riley Gilmore 2023-pres.



Shelby Echols 2023-pres.
 Kelci Hill 2020-2021
 Sarah Pinkston 2017-19
 Megan Griffith 2015-16
 Nina Dever 2011-14
 Kristina Hieb 2001-04



*Misty Martin 1999-00



Laura Moore 2006



Pattie Ruth Taylor 2015-18
 Jordyn Fisherback 2011-14



*Brandi Boehner 2005

* - Multiple jersey numbers



Blue Raider Sports Hall of Famers

Jennifer Martinez

1999-2002 (Inducted 2014)

Jennifer Martinez was a trailblazer in Middle Tennessee’s entry into NCAA collegiate softball. Her accolades speak for themselves. In 1999 she was selected the OVC Freshman of the Year, the OVC Pitcher of the Year and selected to the all-conference team. She repeated the Pitcher of the Year and all-conference honors in 2000 and was also selected the OVC Tournament MVP.

Upon Middle Tennessee’s move to the Sun Belt Conference, she continued to dominate. In addition, she earned a spot on the 2002 Sun Belt Academic Honor Roll and, in 2006 she was named to the Sun Belt’s All-Time Softball team. At the time of her induction, she still ranked #1 in wins (75), shutouts (35), strikeouts (907) and ERA (1.45). During her spectacular career, she tossed a perfect game, three no-hitters and, in one game, struck out a school-record of 15 batters.



Cortney Mitchell

2003-04 (Inducted 2016)

Cortney Mitchell, who hails from Mt. Juliet, TN, is arguably the best non-pitcher to ever play for the Blue Raider softball program and her statistics bear that out. While playing for the Blue Raiders, she practically destroyed the offensive record book. She is second all-time in batting average at .423 and first in doubles with 51. She was the NCAA leader in doubles in both 2003 and 2004, making her the first MT player to ever lead an NCAA statistical category.

Belt selection in 2003 and 2004. In that short span of time, she went from being honored as the conference Newcomer of the Year (2003) to being the conference Player of the Year (2004). She was NFCA All-Region in both seasons. With this list of credentials, she was named to the All-Time Sun Belt Conference team, an honor clearly deserved.



She was a 1st-team All-Sun

Blue Raider Sports Hall of Famers

Melanie (Manley) Durham

1998-2000 (Inducted 2023)

Melanie (Manley) Durham was the rock for MTSU's first softball championship in 2000. The hard-nosed catcher was a pioneer for MTSU softball and continues to be one of the top performers of all time as evidenced by her standing in the career record books. More than 20 years following the completion of her career, Melanie continues to rank in the Top 10 of 12 all-time categories. She was the 1998 OVC Medal of Honor recipient.



Blue Raider Softball Field

Once referred to as Observatory Park by many in the athletic department due to the location of the astrology department's observation tower behind the first base bleachers, the Blue Raider softball field was built in 1994.

Middle Tennessee unveiled its newly renovated softball complex on April 18, 2006. The \$500,000 enhancement project included a concession stand, public restrooms, two camera decks, new dugouts and a landscaped entrance area.



In 2020, Blue Raider Softball Field received another set of upgrades: a video board and padded outfield walls. The new video board stretches just over 27-feet wide by just over 14-feet tall and replaced the original scoreboard. The 16:9 ratio displays LED video.

Middle Tennessee didn't waste any time planning and executing another round of upgrades. University and athletic department officials cut ribbon on Feb. 8, 2021 to signify the completion of Blue Raider Softball Field's newest update: bench back and chair back seating as well as a brick entryway.

Since 1994, the Blue Raiders have amassed 256 wins and 253 losses at Blue Raider Softball Field entering the 2024 campaign.




The Blue Raider indoor hitting facility features two batting cages and storage for the softball team.



Padded outfield walls were added in the 2020 upgrades to Blue Raider Softball Field.



A state-of-the-art LED video board made its Blue Raider Softball Field debut in 2020.



Blue chairbacks and bench backs were part of the most recent updates for 2021.



A new brick entryway greets fans as they make their way into Blue Raider Softball Field.