



48 All-Americans ■ 13 Bowl Games ■ 21 Conference Players of Year ■ 12 Conference Championships

MIDDLE TENNESSEE

BLUE RAIDER FOOTBALL

SERIES HISTORY

Overall MT leads 11-9
Home 3-0
Away/Neutral 1-2/7-7
Streak W2
Last Meeting MT 45, TSU 26 (2019)

TELEVISION: ESPN+

Play-by-play Jake Rose
Analyst Jeremy Kellem
Sideline Abigail Martin

RADIO: BLUE RAIDER NETWORK

Local: WGNS 1450 AM/100.5 FM/101.9 FM
Nashville: The Game 102.5 FM/106.3 FM/97.5 FM
Play-by-play Chip Walters (32nd season)
Analyst Jeff Murphy (1st Season)
Spotter Wayne Groce (42nd season)

SOCIAL MEDIA

Twitter/Instagram @MT_FB
Facebook Blue Raider Football

ATHLETIC COMMUNICATIONS

Address 1672 Greenland Drive 37132
Phone 615-898-2968
Website GoBlueRaiders.com
Associate AD Mark Owens
Email owens@goblueraiders.com
Office 615-898-5057
Cell 615-631-9520
Twitter @MarkOwens5
Instagram MarkOwens5
Assistant Thomas Donley
Social Media Coordinator Matt Posey
Video Intern Ian Mahan
Video Intern Jordan Frazier
Video Intern Rory Hayes
Video Students Reed Sellers, Sam Wilde
Easton Smith, Cameron Stephens
Staff Writer Sam Doughton
Athletic Comm. Asst. Carson Herbert
Athletic Comm. Asst. Austin Pert
Athletic Comm. Asst. Braydin Sik
Photographer Emily Cole, Kaitlyn Hungerford

STATISTICAL LEADERS (2022)

Run F. Peasant: 31 carries, 96 yds, 2 TDs
Pass C. Cunningham: 69.0%, 376 yds, 2 TDs
Rec I. Gathings: 17 rec, 126 yds, 0 TDs
Scoring Frank Peasant: 12 pts
Tackles T. Ross: 20
TFL Jalen Davis & Q. Dunnigan: 3.5
Sacks Marley Cook: 3.0
INT Tra Fluellen, D. Patterson: 1

GAME 3

MIDDLE TENNESSEE (1-1; 0-0) VS TENNESSEE ST. (0-2; 0-0)

Saturday, Sept. 17, 2022 ■ 6 PM CT ■ Murfreesboro, TN ■ Floyd Stadium (30,788)



BLUE RAIDERS

Head Coach: Rick Stockstill
Record at MT: 102-99-0
Career Record: 102-99-0
Conference: C-USA



TIGERS

Head Coach: Eddie George
Record at TSU: 5-8 (2nd)
Career Record: 5-8 (2nd)
Conference: OVC

OPENING KICK

► The **-10 rushing yards** allowed by MTSU at CSU, went down as the second fewest ever in school history and the fewest in the FBS era.

► WR **Yusuf Ali** has 33 receptions over his last five games and 22 in his last three outings, while Izaiah Gathings owns 17 catches in his last two games.

► The Blue Raiders gained **32** turnovers last year and 19 of those came at home in five games. The 32 turnovers led the nation. MTSU has forced four in two games this season.

► MTSU has **9** current players on its roster playing the 2022 season with a degree in hand. The student-athletes are Yusuf Ali, Darius Bracy, Jordan Branch, Chase Cunningham, Christian Dixon, Jordan Ferguson, Jahlil Ryles, Jeremy Tate, and Ja'Kerrius Wyatt.

► MTSU is **42-28** all-time in C-USA play (2018 title game not included).

► **Consecutive Start Leaders:** Jordan Ferguson (24), Jordan Palmer (15).

► Under Rick Stockstill, the Blue Raiders have been involved in 27 games that were decided in the final minute of regulation or overtime. The team is 16-11 in those games and have won 12 of the last 17.


► Rick Stockstill is third on the school's all-time wins list with **102** victories.

► In 201 games under Rick Stockstill, the Blue Raiders are **+29** in turnover margin.

► MTSU has scored 30 or more points **89** times in 201 games under Rick Stockstill.

► Between Rick Stockstill (17), Tommy West (15), Mitch Stewart (4) and Scott Shafer (3) the MTSU staff has a combined **39** years of head coaching experience with all but one year at the FBS level.

► The 2022 season is the **108th** for Blue Raider football and the 24th at the FBS level.



In his first career start, DE Quindarius Dunnigan registered a career-high 2.5 sacks and 3.5 TFLs to lead the Blue Raider defense in its win over Colorado State.

FERGUSON IN CAREER TOP 10

Sacks	Player	Years
22.5	Erik Walden	2004-07
22.0	Leighton Gasque	2010-14
20.5	DQ Thomas	2017-21
20.5	Jamari Lattimore	2008-10
17.0	Khalil Brooks	2015-19
15.0	Jordan Ferguson	2017-Pres.
15.0	Anthony McCord	1993-96
14.0	Tavares Jones	2004-07

TFL	Player	Years
53	DQ Thomas	2017-21
46	Dennis Mix	1979-82
40	Erik Walden	2004-07
38	Khalil Brooks	2015-19
36	Anthony Hicks	1992-96
34	T.T. Barber	2012-15
33	Anthony McCord	1993-96
32.5	Danny Carmichael	2006-09
31.5	Jordan Ferguson	2017-Pres.
30	Jamari Lattimore	2008-10

2022 SCHEDULE



at JMU
Sept. 3
L, 7-44
ESPN+



at CSU
Sept. 10
W, 34-19
Evoca



TSU
Sept. 17
6 PM
ESPN+



at Miami, FL
Sept. 24
2:30 PM
ACCN



UTSA
Sept. 30
6:30 PM
CBS SN



at UAB
Oct. 8
2:30 PM
Stadium



WKU
Oct. 15
2:30 PM
ESPN+



at UTEP
Oct. 29
8 PM
ESPN+



at LA Tech
Nov. 5
2 PM
ESPN+



Charlotte
Nov. 12
2:30 PM
ESPN+



FAU
Nov. 19
2:30 PM
ESPN+



at FIU
Nov. 26
5 PM
ESPN+

QUICK FACTS

UNIVERSITY INFORMATION

Location.....	Murfreesboro, TN 37132
Founded.....	1911
Enrollment.....	20,857
Conference.....	Conference USA
Nickname.....	Blue Raiders
Colors.....	Royal Blue and White
President.....	Sidney McPhee
Alma Mater.....	Prairie View, 1976
Director of Athletics.....	Chris Massaro
Alma Mater.....	Northern Colorado, 1983
Faculty Representative.....	Rick Cottle
NCAA Division.....	FBS (17 sports; 8M/9W)
Band.....	Band of Blue

FOOTBALL INFORMATION

First Year of Football.....	1911
First Year of I-A (FBS) Football.....	1999
Overall Record (Years).....	597-451-28 (106)
Bowl Game Record.....	5-8
Last Bowl Game.....	2021 (Bahamas Bowl)
Stadium.....	Johnny Floyd (Horace Jones Field)
Year Opened.....	1933
Capacity.....	30,788
Record at Floyd Stadium.....	304-127-13
Playing Surface.....	Synthetic Turf, 2014
2021 Record.....	7-6 (4-4 C-USA/4th in East)
Offense.....	Multiple
Defense.....	4-3 Multiple
Lettermen Returning/Lost.....	37/26
Lost.....	17 offense, 9 defense, 0 specialists
Returning.....	11 offense, 22 defense, 4 specialist
Offensive Starters Returning/Lost.....	3/8
Defensive Starters Returning/Lost.....	6/5

FOOTBALL STAFF

Head Coach.....	Rick Stockstill (FSU, 1982)
MT Record:	102-99
Career Record:	Same
Offensive Coordinator.....	Mitch Stewart
Offensive Line/RGC.....	Mike Polly
Quarterbacks/PGC.....	Brent Stockstill
Tight Ends/H-Back.....	Rick Mallory
Running Backs.....	Jeff Beckles
Wide Receivers.....	Shane Tucker
Defensive Coordinator/Safeties.....	Scott Shafer
Defensive Line.....	Tommy West
Cornerbacks/STC.....	Kenneth Gilstrap
Linebackers/RC.....	Dustin Royston
Director of Football Operations.....	Brent Brock
Director of Player Personnel.....	Nic Woodley
Strength Coach.....	Matt Hickmann
Athletic Trainer.....	Keith Bunch
Video Coordinator/Ops.....	Erik Bartlett
Assoc. AD/Equipment Manager.....	Larry Maples
Offensive GA.....	Maurquice Shakir
Offensive GA.....	I'Tavius Mathers
Defensive GA.....	Peyton Veraldi
Defensive GA.....	Coley Crowley
Special Teams Analyst.....	Cam Curtis
Offensive Analyst.....	Riley Larkin
Defensive Analyst.....	Blake Catlett
Director of Recruiting.....	Austin Cochran
Administrative Aid.....	Jan Worley
Team Security.....	Scott Miller, Brenna Smith

A LOOK AT THE SERIES

► The Blue Raiders and Tigers will be meeting on the football field for the 21st time in school history. The series started in 1973 and saw the Tiges win six of the first seven meetings but the Blue Raiders have taken 10 of the last 13. MTSU has won two straight over TSU with wins in 1998 and 2019.

BLUE RAIDERS AT FLOYD STADIUM

► Since Floyd Stadium opened in 1933, the Blue Raiders have compiled an overall mark of **304-127-13** (.699), including a record 31-game win streak from 1987-94.
 ► Under Rick Stockstill, the Blue Raiders are **56-30** overall at Floyd Stadium and 42-18 in conference games (26-8 vs C-USA). MT has a **37-14** record at home in its last 51 games.

HOME OPENERS

► Middle Tennessee enters the Tennessee State game having won seven of its last nine home openers, including four in a row from 2013-16. Outside of the COVID season, this marks the latest date for a home opener since 2007 when MTSU opened against WKU on Sept. 20.

RAIDERS VS IN-STATE FOES

■ Since joining the FBS in 1999, the Blue Raiders have enjoyed success against in-state opponents. During that span, MT has a mark of 14-8 against teams from the state of Tennessee with three wins coming on the road against Vanderbilt. The Blue Raiders fell to No. 4 Tennessee in Knoxville, 26-3, in 2002, lost at Memphis in 2010 and 2014, dropped one to UT in 2011 and lost to Vandy in 2015, 2016, 2017 and 2018. Head Coach Rick Stockstill is 9-6 against in-state competition.

RAIDERS MATCH SACK RECORD

► In MTSU's upset win at Colorado State the Blue Raiders recorded nine quarterback sacks. That total equals the school record set against Arkansas State on Oct. 20, 2007. However, it did go down as the most ever on the road. MTSU had six different players record at least a half sack against the Rams, led by redshirt sophomore Quindarius Dunnigan's career-best 2.5.

CUNNINGHAM SHINES

► After not playing for nearly a year, QB Chase Cunningham showed a little rust in the season opener but clearly found his groove against Colorado State. The senior completed a personal-best **31** passes for 266 yards and a TD. The 31 completions equaled the seventh most in school history for a single game and fell just three shy of the Canvas Stadium record.

GATHINGS OFF TO GREAT START

► After playing more of a reserved role last year, WR Izaiah Gathings is making the most of being a full-time starter in 2022. In two games he leads the Blue Raiders with 17 receptions and is coming off an 11-catch game at CSU where he was targeted 11 times. The 11 receptions are three shy of his personal record set at Gardner Webb but ranks tied for the eighth most in a single game at MTSU.

ALI BECOMING THE GO TO

► Redshirt senior Yusuf Ali, a team captain, has picked up where he left off in 2021. A former walk-on, Ali led the Blue Raiders with eight receptions on 12 targets for 60 yards and the team's lone touchdown at JMU, then added five grabs at CSU. Dating back to the final three games of the '21 campaign, Ali has hauled in 33 receptions and 22 have been in the last three outings. The Detroit native owns 114 career receptions which stands just two shy of tying Patrick Honeycutt for 10th place on the all-time list.

RAIDERS LED NATION IN TURNS GAINED

► The Middle Tennessee defense, **which owns four forced turnovers in 2022**, enjoyed


WATCH LIST RAIDERS

Bednarik: Jordan Ferguson
Ray Guy: Kyle Ulbrich
Lombardi: Jordan Ferguson
Paul Hornung: Jaylin Lane
Shrine Bowl: Jordan Ferguson, Izaiah Gathings
Wuerffel Trophy: Jordan Ferguson
Johnny Unitas: Chase Cunningham

MOST WINS BY ACTIVE FBS COACH - ALL AT THE SAME SCHOOL

1. Dabo Swinney, Clemson	152
2. Mike Gundy, Oklahoma St.	151
3. Kyle Whittingham, Utah	145
4. Troy Calhoun, Air Force	113
5. Pat Fitzgerald, Northwestern	110
6. Ken Niumatalolo, Navy	105
7. Rick Stockstill, MT	102
8. David Shaw, Stanford	94
9. Kirby Smart, Georgia	68
10. Mark Stoops, Kentucky	61


2022 TEAM CAPTAINS




YUSUF ALI



CHASE CUNNINGHAM



JORDAN FERGUSON



JAYLIN LANE



JA'KERRIUS WYATT

RAIDERS RECORD WHEN ...

2022

At Home.....	0-0
On the Road.....	1-1
Neutral Site.....	0-0
vs C-USA Opponents.....	0-0
vs Non-Conference.....	1-1
vs Ranked Opponents.....	0-0
vs In-State Opponents.....	0-0
In September.....	1-1
In October.....	0-0
In November.....	0-0
In December.....	0-0
On CBS SN.....	0-0
On Stadium.....	0-0
On EVOCA.....	1-0
On ESPN.....	0-0
On ESPN3.....	0-0
On ESPN+.....	0-1
Afternoon Games.....	1-0
Night Games.....	0-1
Decided by 7 or less.....	0-0
Winning Coin Toss.....	0-1
Losing Coin Toss.....	1-0
Scoring First.....	1-0
Opponent Scores First.....	0-1
Leading at Halftime.....	1-0
Tied at Halftime.....	0-0
Trailing at Halftime.....	0-1
Leading after 3 Quarters.....	1-0
Tied after 3 Quarters.....	0-0
Trailing after 3 Quarters.....	0-1
In Overtime.....	0-0
Scoring 30+ Points.....	1-0
Scoring 20-29 Points.....	0-0
Scoring 0-19 Points.....	0-1
Allowing 30+ Points.....	0-1
Allowing 20-29 Points.....	0-0
Allowing 0-19 Points.....	1-0
Outrushing Opponent.....	1-0
Getting Outrushed.....	0-1
Pass for More Yards.....	1-0
Pass for Fewer Yards.....	0-1
Outgaining Opponent.....	1-0
Getting Outgained.....	0-1
Win Time of Possession.....	1-0
Lose Time of Possession.....	0-1
Fewer Penalty Yards.....	1-1
More Penalty Yards.....	0-0
Win Turnover Battle.....	1-0

one of its best seasons ever in forcing turnovers in '21. The unit led the nation with 32 turnovers gained, which went down as the most by an MTSU team since the 2013 squad had 33 (also had 33 in 2009). Broken down, the Blue Raiders gained 15 fumble recoveries and 17 interceptions. The 15 fumble recoveries were the most since getting 18 in 2013 and the 17 picks went down as the most since 2015 (17).

D-LINE LOADED WITH EXPERIENCE

► The defensive line was the heart and soul of last year's defensive unit and all return in 2022. The group accounted for 35.5 TFLs, 16.5 sacks, seven fumble recoveries, two interceptions and two receptions on offense. The eight players on the two-deep have played a combined 234 games with 87 starts.

ULBRICH IS ALL-TIME LEADER

► Punter Kyle Ulbrich, a Ray Guy Award candidate, enters the TSU game as the programs all-time leader in punting average at 43.23 yards a boot (171-7394). The senior set the MT single-season record last year with an average of 44.36 yards a punt. The Mentor, Ohio native is one of just three players all-time at MT to have multiple 70 yards or longer punts.

DEFENSE LIKES THE ENDZONE

► In 2021, the Blue Raider defense had a knack of forcing turnovers but was equally impressive in reaching the endzone. The defense scored **six** times to share the national lead with Nevada and Ohio State. The defense scored on three interceptions and three fumble returns. The six scores were the most by a Blue Raider defense in the FBS era which started in 1999. The unit has nine scores in the last three years combined, including one after two games in 2022.

MOST WINS BY ACTIVE FBS COACH

1. Nick Saban, Alabama	271
2. Mack Brown, UNC	268
3. Brian Kelly, LSU	264
4. Kirk Ferentz, Iowa	191
5. Willie Fritz, Tulane	187
6. Chris Creighton, EMU	177
7. Terry Bowden, ULM	175
8. Jerry Kill, NMSU	158
9. Mike Leach, MSU	152
Dabo Swinney, Clemson	152
11. Craig Bohl, Wyoming	151
Mike Gundy, Oklahoma St.	151
13. Lance Leipold, Kansas	150
14. Kyle Whittingham, Utah	145
15. Dave Clawson, Wake Forest	143
16. Jim Harbaugh, Michigan	121
17. Jimbo Fisher, Texas A&M	118
18. Chuck Martin, Miami, Ohio	114
19. Troy Calhoun, Air Force	113
20. Pat Fitzgerald, Northwestern	110
21. Ken Niumatalolo, Navy	105
22. Bret Bielema, Illinois	104
23. Rick Stockstill, MTSU	102
24. Mike Houston, ECU	96
25. Brady Hoke, San Diego St.	95
26. Jeff Monken, Army	94

2022 MISCELLANEOUS INFO

Opp.	Coin Toss	Kickoff/Receive	First Poss.	Game Length	Jersey	Pants	Helmet	Result
JMU	Won	Kickoff	Punt	3:25	White	Blue	Silver	L, 7-44
CSU	Lost	Kickoff	Punt	3:25	White	Gray	Silver	W, 34-19
TSU								
Miami								
UTSA								
UAB								
WKU								
UTEP								
LA Tech								
Charlotte								
FAU								
FIU								

200-YARD RUSHING GAMES (SINCE 2006)

■ vs FAU (11/26/16).....	495
■ vs FIU (10/26/19).....	471
■ vs FIU (11/7/09).....	385
■ vs Austin Peay (9/11/10).....	353
■ vs WKU (9/13/14).....	323
■ vs ODU (11/25/17).....	320
■ vs Missouri (10/22/16).....	311
■ vs FAU (11/22/14).....	310
■ vs Marshall (10/24/13).....	308
■ vs UTEP (11/30/13).....	304
■ vs FAU (9/8/12).....	302
■ vs FAU (9/21/13).....	296
■ vs FAU (11/27/10).....	287
■ vs UL (11/14/09).....	287
■ vs Charlotte (9/19/15).....	280
■ vs ODU (9/26/14).....	280
■ vs FAU (11/4/06).....	271
■ vs WCU (8/29/13).....	270
■ vs Louisville (9/6/07).....	265
■ vs GT (9/29/12).....	264
■ vs FIU (11/13/21).....	261
■ vs Memphis (10/13/07).....	260
■ vs UTEP (11/29/14).....	259
■ vs UAB (11/2/13).....	259
■ vs FIU (10/13/12).....	256
■ vs FIU (11/9/13).....	249
■ vs WKU (11/2/18).....	246
■ vs AAMU (9/3/16).....	246
■ vs Southern Miss (11/23/13).....	246
■ vs ULM (10/23/10).....	244
■ vs Bowling Green (9/23/17).....	243
■ vs Southern Miss (12/20/09).....	243
■ vs Jackson State (9/5/15).....	242
■ vs Southern Miss (10/4/14).....	239
■ vs FAU (10/31/09).....	239
■ vs TSU (9/7/19).....	237
■ vs North Texas (11/22/08).....	237
■ vs ASU (11/2/10).....	236
■ vs UAB (10/18/14).....	229
■ vs WKU (10/24/09).....	229
■ vs Savannah State (8/30/14).....	228
■ vs WKU (11/1/12).....	224
■ vs Charlotte (11/19/16).....	221
■ vs UL (9/25/10).....	217
■ vs Charlotte (11/2/19).....	215
■ vs ULM (10/21/06).....	215
■ vs USA (11/17/12).....	212
■ vs North Texas (9/30/06).....	212
■ vs ASU (11/11/06).....	211
■ vs UTEP (11/4/17).....	210
■ vs Marshall (10/2/21).....	209
■ vs ODU (10/27/18).....	208
■ vs Miami, OH (1/6/11).....	208
■ vs WKU (10/6/11).....	206
■ vs ASU (10/20/07).....	205
■ vs Charlotte (11/11/17).....	202
■ vs Marshall (11/7/2015).....	201
■ vs FIU (10/17/15).....	200

BLOCK PARTY

► Under Rick Stockstill, the Blue Raiders own 49 total blocked kicks in 201 games. That total breaks down as 26 field goals, 17 punts and six PATs. MTSU has at least one blocked kick in all 17 years under Stockstill. The Blue Raiders, who already have a blocked FG this year, had four blocked kicks last year to rank **tied for 10th** nationally and the four blocks were the most by the Blue Raiders since they had five rejections in 2014.

6TH & 5TH YEAR PLAYERS

► Middle Tennessee will play the 2022 campaign with a total of 15 who will be in their fifth or sixth year of college. The Blue Raiders have six, sixth year players and nine, fifth year players. The six year players are Yusuf Ali, Darius Bracy, Chase Cunningham, Christian Dixon, Jordan Ferguson and Ja'Kerrius Wyatt. The fifth year players are Jordan Branch, Tyler Falvey, Izaiah Gathings, Decorian Patterson, Teldrick Ross, Jahlil Ryles, Jalen Rayam, Jorden Starling and Jeremy Tate.

RED ZONE UPDATE

► Dating back to 2019, Middle Tennessee has scored **88** times in their last **101** red zone appearances. The Blue Raiders went **37-for-45** in 2021 and finished 14-for-17 in their last four games combined. In the seven wins last season MTSU went **26-for-30** in the red zone. MTSU is **4-for-4** in 2022.

11 of 16

► In 16 complete years under Rick Stockstill, Middle Tennessee has reached bowl eligibility **11** times and 10 times in the last 13 years. The Blue Raiders have been bowl eligible under Stockstill in 2006, 2009, 2010, 2012, 2013, 2014, 2015, 2016, 2017, 2018 and 2021.

WINNING TURNOVER BATTLE

► Winning the turnover battle is critical in collecting victories in football. Under Rick Stockstill, MTSU has a mark of **68-21** when winning the turnover battle and is **54-10** during bowl eligible years (2006, 2009, 2010, 2012, 2013, 2014, 2015, 2016, 2017, 2018, 2021). Over the last **123** games (since 2012), MTSU is **43-10** when winning the turnover battle.

LOOKING FOR 100

► During its history, Middle Tennessee owns an impressive **176-58-1** (.751) record when a back gains 100 or more yards rushing. Under Rick Stockstill, a Blue Raider has reached the 100-yard mark **65** times and the team has a **54-11** mark in those games.

30 IS MAGIC

► Under Rick Stockstill, the Blue Raiders are **78-11** when scoring 30 or more points. The 11 losses came at Louisville in 2007 when the Raiders fell 58-42; at Troy in 2011, 38-35; at home against WKU in 2011, 36-33 (2OT); against W. Michigan in the Bahamas Bowl in 2015 (45-31); at home against WKU in 2016 (44-43); against Hawai'i in the Hawai'i Bowl (52-35); at WKU (41-38 3OT) in 2017; at UNT (33-30) in 2019, at UTSA in 2020 (37-35), vs UNT (52-35) in 2020 and Charlotte (42-39) in 2021.

GIANT KILLERS

► Under Rick Stockstill, the Blue Raiders have a knack of knocking off Power 5 opponents. With the win at Syracuse in 2017, MTSU now has five wins over Power 5 foes under Stockstill. MTSU owns wins over Maryland (2008, 2009), Georgia Tech (2012), Missouri (2016) and Syracuse (2017) with six others being decided by a TD or less.

1 POINT GAMES

► Rick Stockstill seems to have a little magic going in tight games. Under his direction, the Blue Raiders are an impressive **7-2** in games decided by one point.

TOP OFFENSIVE GAMES (SINCE 2006)

Yards	Opponent	Points
757	FAU (2016)	77
681	AAMU (2016)	55
659	Charlotte (2015)	73
654	Austin Peay (2010)	56
646	WKU (2009)	62
629	UTEP (2013)	48
605	WKU (2016)	43
605	JSU (2015)	70
604	TSU (2019)	45
595	Missouri (2016)	51
587	FIU (2009)	48
586	ODU (2017)	41
585	Marshall (2013)	51
583	Southern Miss (2014)	37
582	Troy (2011)	35
563	UTSA (2020)	35
556	FIU (2013)	48
555	Louisville (2007)	42
554	Marshall (2015)	27
553	LA Tech (2016)	38
542	Hawaii (2016)	35
541	WKU (2014)	50
539	ODU (2014)	41
533	BGSU (2017)	24
523	FIU (2012)	34
519	SSU (2014)	61
510	Georgia Tech (2012)	49
506	Louisiana (2009)	34
502	Charlotte (2021)	39

MT PLAYERS OF THE WEEK

Game	Offense	Defense	Specialist
JMU	Ali	Ferguson	Ferguson
CSU	Cunningham	Fluellen	Rankin
TSU			
Miami			
UTSA			
UAB			
WKU			
UTEP			
LT			
CHA			
FAU			
FIU			

MT LINEMEN OF THE WEEK

Game	Offense	Defense
JMU	Palmer	Cook
CSU	Falvey	Dunnigan
TSU		
Miami		
UTSA		
UAB		
WKU		
UTEP		
LT		
CHA		
FAU		
FIU		

C-USA PLAYERS OF THE WEEK

Defense: Quindarius Dunnigan 9/12

HONOR ROLL

Chase Cunningham: Johnny Unitas Golden Arm Watch List

Quindarius Dunnigan: C-USA Defensive Player of the Week 9/12, TSWA Defensive Player of the Week 9/13

Jordan Ferguson: C-USA Preseason Watch List, Named to Lombardi Award Watch List, Bednarik Watch List, Wuerffel Trophy Watch List, Allstate AFCA Good Works Team, Shrine Bowl 1000

Izaiah Gathings: Shrine Bowl 1000, C-USA Preseason Watch List

Jaylin Lane: Preseason 2022 First Team All-American by Phil Steele, Preseason All-American by Athlon Sports, C-USA Preseason Watch List, Paul Hornung Watch List, Pro Football Network Preseason All-American

Kyle Ulbrich: C-USA Preseason Watch List, Ray Guy Watch List

Zaylin Wood: C-USA Preseason Watch List

MIDDLE TENNESSEE BLOCKED KICKS IN FBS ERA

Totals: 69 in 280 games (33 FGs, 23 punts, 13 PATs)

Totals under Stockstill: 49 in 201 games (26 FGs, 17 punts, 6 PATs)

2000 (1 punt, 0 PAT, 0 FG)

Louisiana Tech - Punt (Michael Woods) hW

2001 (1 punt, 1 PAT, 1 FG)

ULM - PAT (Kareem Bland) aW
ASU - Punt (Chris Johnson) hW
Connecticut - FG (Kareem Bland) hW

2002 (2 punt, 2 PAT, 1 FG)

Tennessee - FG (Jerry Vanderpool) aL
ULM - Punt (Joey Montalbano) hW
North Texas - Punt (Thomas Johnson) hL
North Texas - PAT (Kareem Bland) hL
North Texas - PAT (Kareem Bland) hL

2003 (0 punt, 3 PAT, 0 FG)

Clemson - PAT (Pierre Ingram) aL
Missouri - PAT (Pierre Ingram) aL
Troy - PAT (Thomas Johnson) hW

2004 (0 punt, 1 PAT, 3 FG)

Akron - FG (Jerry Vanderpool) aW
FAU - FG (Sean Mosley) hL
Louisiana - FG (Pierre Ingram) aL
Troy - PAT (Roy Polite) aL

2005 (2 punt, 0 PAT, 2 FG)

North Texas - FG (Jeff Littlejohn) hL
Vanderbilt - FG (Jeremiah Weaver) aW
ASU - Punt (Sean Mosley) hW
Troy - Punt (Sean Mosley) aW

2006 (0 punt, 0 PAT, 1 FG)

Troy - FG (Justin Rainey) hL

2007 (2 punt, 0 PAT, 0 FG)

FAU - Punt (Jeremy Kellem) aL
North Texas - Punt (Michael Cannon) aW

2008 (1 punt, 1 PAT, 1 FG)

UK - FG (Alex Suber) aL
ULM - Punt (Jeremy Kellem) hW
ULM - PAT (Emmanuel Perez) hW

2009 (3 punt, 0 PAT, 5 FG)

Maryland - FG (Chris McCoy) aW
North Texas - FG (Rod Issac) aW
FAU - Punt (SaCoby Carter) aW
FAU - FG (Marcus Udell) aW
FAU - Punt (Jeremy Kellem) aW
FIU - Punt (Jeremy Kellem) hW
FIU - FG (Dwight Smith) hW
ASU - FG (Brandon Perry) hW

2010 (0 punt, 2 PAT, 4 FG)

Louisiana - FG (Derrek Upshaw) aW
Troy - FG (Jamari Lattimore) hL
ASU - PAT (Dwight Smith) aL
WKU - PAT (Jamari Lattimore) aW
WKU - FG (Jarrett Crittenton) aW
Miami, OH - FG (Derek Upshaw) nL

2011 (3 punt, 0 PAT, 2 FG)

Troy - Punt (Reginald Farmer) aL
WKU - FG (Darin Davis) hL
WKU - FG (Shubert Bastien) hL
FAU - Punt (Terrence Coleman) aW
ASU - Punt (Leighton Gasque) hL

2012 (0 punt, 0 PAT, 1 FG)

FIU - FG (Stephen Roberts) aW

2013 (2 punts, 0 PAT, 0 FG)

FAU - Punt (Kenneth Gilstrap) aW
Marshall - Punt (Chris Brown) hW

2014 (2 punts, 1 PAT, 2 FG)

Savannah State - FG (Raynard Felton) hW
Minnesota - Punt (Chase Pennycuff) aL
WKU - FG (Shubert Bastien) hW
USM - PAT (Kevin Byard) hW
UTEP - Punt (Chris Perkins) aL

2015 (0 punts, 0 PAT, 2 FG)

Jackson State - FG (Jeremy Cutrer) hW
Marshall - FG (Jeremy Cutrer) hW

2016 (1 punts, 0 PAT, 1 FG)

Vanderbilt - Punt (Azar Wilson) aL
Charlotte - FG (DJ Sanders) aW

2017 (1 punts, 0 PAT, 2 FG)

FAU - FG (D. Randolph) aL
UAB - Punt (Ruben Garnett) aL
ODU - FG (D. Randolph) hW

2018 (0 punts, 0 PAT, 1 FG)

WKU - FG (D. Randolph) hW

2019 (0 punts, 2 PAT, 0 FG)

TSU - PAT (R.Blankenship) hW
FAU - PAT (R.Blankenship) aL

2020 (0 punts, 0 PAT, 1 FG)

Rice - FG (Jalen Jackson) aW

2021 (2 punts, 0 PAT, 2 FG)

UTSA - FG (Zaylin Wood) aL
CLT - FG (Jordan Starling) aL
Marshall - Punt (Chaton Mobley) hW
USM - Punt (Ralph Mency) hW

2022 (0 punts, 0 PAT, 1 FG)

JMU - FG (Jordan Ferguson) aL

- 2006 MTSU 7, FIU 6
- 2006 Troy 21, MTSU 20
- 2008 MTSU 14, FAU 13
- 2009 MTSU 32, Maryland 31
- 2010 MTSU 27, WKU 26
- 2010 MT 28, FIU 27
- 2014 MT 35, FAU 34
- 2016 WKU 44, MTSU 43
- 2018 MTSU 25, FAU 24

C-USA STANDINGS

	Overall	C-USA
FAU	2-1	1-0
North Texas	2-1	1-0
WKU	2-0	0-0
Middle Tennessee	1-1	0-0
FIU	1-1	0-0
UAB	1-1	0-0
Louisiana Tech	1-1	0-0
Rice	1-1	0-0
UTSA	1-1	0-0
UTEP	1-2	0-1
Charlotte	0-3	0-1

UPCOMING SCHEDULE

all times central

SATURDAY, SEPTEMBER 17

WKU at Indiana (BTN)	11 am
North Texas at UNLV	2 pm
Georgia So. at UAB (Stadium)	2:30 pm
Charlotte at Ga. St. (ESPN+)	6 pm
TSU at Middle Tennessee (ESPN+)	6 pm
UCF at FAU (CBSSN)	6:30 pm
Louisiana at Rice (ESPN+)	6:30 pm
LA Tech at Clemson (ACCN)	7 pm
UTSA at Texas (Longhorn Network)	7 pm
UTEP at New Mexico	7 pm

FRIDAY, SEPTEMBER 23

Boise State at UTEP (CBSSN)	8 pm
-----------------------------	------

SATURDAY, SEPTEMBER 24

FIU at WKU (CBSSN)	2:30 pm
Texas So. at UTSA (Stadium)	2:30 pm
Florida Atlantic at Purdue (BTN)	6:30 pm
Charlotte at South Carolina	TBD
LA Tech at South Alabama	TBD
Middle Tennessee at Miami (FL)	TBD
North Texas at Memphis	TBD
Rice at Houston	TBD

FRIDAY, SEPTEMBER 30

UTSA at MTSU (CBSSN)	6:30 pm
----------------------	---------

SATURDAY, OCTOBER 1

FAU at North Texas (ESPN+)	3 pm
UTEP at Charlotte (ESPN Networks)	5 pm
Troy at WKU (ESPN Networks)	6 pm
UAB at Rice (ESPN Networks)	6:30 pm
FIU at New Mexico State	TBD

SATURDAY, OCTOBER 8

MTSU at UAB (Stadium)	2:30 pm
WKU at UTSA (ESPN Networks)	5 pm
UConn at FIU (ESPN Networks)	6 pm
UTEP at LA Tech (ESPN Networks)	6 pm

FRIDAY, OCTOBER 14

UTSA at FIU (CBSSN)	7 pm
---------------------	------

SATURDAY, OCTOBER 15

Charlotte at UAB (Stadium)	2:30 pm
WKU at MTSU (ESPN+)	2:30 pm
Rice at FAU (ESPN+)	5 pm
LA Tech at North Texas (ESPN+)	3 pm

2022 TURNOVER BREAKDOWN

Opponent	MTSU TO's	Opp. Pts	Opp. TO's	MTSU Pts	Margin
James Madison	1	7	0	0	-1
Colorado State	2	6	4	17	+2
TSU	0	0	0	0	0
Miami	0	0	0	0	0
UTSA	0	0	0	0	0
UAB	0	0	0	0	0
WKU	0	0	0	0	0
UTEP	0	0	0	0	0
Louisiana Tech	0	0	0	0	0
Charlotte	0	0	0	0	0
FAU	0	0	0	0	0
FIU	0	0	0	0	0
TOTAL	3	13	4	17	+1

GAMES PLAYED LEADERS

► Senior defensive end Jordan Ferguson leads the Blue Raiders with **47** career games played and with at least 12 this season he can tie CJ Windham for the second-most all-time. Next in line is Jorden Starling with **40** career games followed by Decorian Patterson at **39** and Izaiah Gathings with **38** (only 14 at MT).

OVERTIME GAMES

► Middle Tennessee has competed in **11** overtime games as an FBS member (since 1999) and carries a mark of **6-5**. Here is a list:

Overtime Games

2020: MTSU 40, Rice 34 (10/24) (2OT)
 2017: WKU 41, MTSU 38 (11/17) (3OT)
 2016: WKU 44, MTSU 43 (10/15) (2OT)
 2015: MTSU 27, Marshall 24 (11/7) (3OT)
 2014: MTSU 50, WKU 47 (9/13) (3OT)
 2013: MTSU 42, FAU 35 (9/21) (OT)
 2011: WKU 36, MTSU 33 (10/6) (2OT)
 2003: UL-Lafayette 57, MTSU 51 (11/15) (4OT)
 2003: MTSU 28, Idaho 21 (10/18) (OT)
 2003: Missouri 41, MTSU 40 (9/20) (OT)
 2000: MTSU 41, UL-Lafayette 38 (11/18) (2OT)

OFFENSIVE NOTES

► **90 Yard Drives:** The Blue Raiders have put together **31** scoring drives of 90 or more yards under Rick Stockstill. MTSU had four 90-yard-or-longer drives in 2016 for the most in his tenure and had two in 2020 (none in 2021). The longest drive under Stockstill was a 99-yarder in 2007 at ULM.

► **Chase Cunningham's** 31 completions at Colorado State equaled the seventh most in school history and fell just three shy of the Canvas Stadium record.

► **'22 Returning Production:** The offense returns 76.2% of passing yards, 40.3% of rushing yards, 52.0% of receptions, 53.2% of receiving yards and 55.2% of the scoring.

► **Jaylin Lane** is the only player on the roster with a 100-yard receiving game for the Blue Raiders. Lane had a 107-yard game against ODU last year for his only 100-yard outing.

► The Blue Raiders do not have a player with a 100-yard rushing game on their roster.

► In MTSU's game at Charlotte in 2021, QB **Chase Cunningham** made his first career start and responded with 379 passing yards, 5 TD passes and a team-high 65 rushing yards. It went down as the most yards and TDs by an MTSU QB making his first start in school history.

► MTSU has registered over **5,000** yards of total offense in a season nine times in its history, and seven of those have come under Rick Stockstill, including four in the last six years.

► The Blue Raiders have rushed for 200 or more yards in a game **58** times under Rick Stockstill, including **11** times over 300 yards.

► Since joining C-USA in 2013, MTSU has rushed for **12,763** yards in **70** league games. That averages out to **182.3** yards a game.

DEFENSIVE NOTES

► **Defensive Scores:** Under Rick Stockstill, the Blue Raider defense has scored **41** defensive touchdowns, and **36** have come since 2009. Of the 41 scores, 26 have been interceptions and 15 have come by way of fumble returns.

► **34 Times Under Shafer:** Middle Tennessee's defense has held the opposition to under 400 yards of total offense in 34 of 63 games under Scott Shafer. MTSU did it nine times in 2017, nine times in 2018, three times in 2019, five times in 2020 and seven times in 2021.

► In five years under Scott Shafer, the Blue Raider defense has averaged 26.0 (130) sacks and 76.4 (382) tackles for loss.

► **'22 Returning Production:** The defense returns 51.3% of their tackles, 54.0% of TFLs, 64.0% of sacks, 35.3% of interceptions, and 55.5% of forced fumbles.

COACHES IN THE PRESS BOX

Scott Shafer, Defensive Coordinator
Mitch Stewart, Offensive Coordinator
Rick Mallory, Tight Ends/H-Backs
Jeff Beckles, Running Backs
Maurquice Shakir, Graduate Assistant
Payton Veraldi, Graduate Assistant
Coley Crowley, Graduate Assistant

UNIFORM COMBOS

Pants	Jersey	Helmet	Record
Blue	White	Gray	13-11
Blue	White	Black	1-0
Blue	White	White	3-8
Blue	Blue	Gray	5-8
Blue	Black	Black	1-0
Blue	White	Blue	2-2
Blue	Blue	Chrome	2-1
Blue	Blue	Blue	1-1
Blue	Gray	Blue	1-0
Blue	Black	Blue	1-0
Blue	Blue	White	0-1
White	White	Chrome	0-2
White	White	White	6-4
White	White	Blue	2-2
White	White	Black	0-1
White	Blue	Gray	18-18
White	Blue	Blue	0-2
White	White	Gray	5-9
White	Black	Gray	0-1
White	Blue	White	6-3
White	Black	Black	2-0
White	Blue	Chrome	1-1
Black	Black	Gray	2-2
Black	Black	Black	7-4
Black	Blue	Black	1-1
Black	White	Black	3-3
Black	Blue	Blue	1-0
Black	Gray	Black	1-0
Black	Black	Chrome	1-0
Gray	Blue	Gray	5-4
Gray	Blue	Black	1-0
Gray	White	Gray	3-8
Gray	Black	Gray	1-0
Gray	Gray	Gray	1-0
Gray	Blue	Blue	1-0
Gray	White	White	1-1
Gray	Blue	White	1-0
Gray	White	Chrome	0-1
Gray	Black	Gray	1-0
Gray	Blue	Chrome	1-0
Total			102-99

SUPER BOWL CHAMPIONS



- LB **Jalen Davis** recorded a personal-best **3.0 TFLs** against JMU which was one more than he had his entire career entering the game. Davis had five total solo tackles for the game.
- DE **Jordan Ferguson's** 71-yard fumble return for a TD against FAU (2021) went down as the longest play by a defensive lineman under Rick Stockstill and was the fourth lineman to score a TD under Stockstill with two being in 2021.
- MTSU owns two shutouts since entering C-USA play in 2013. MTSU defeated FIU 48-0 in 2013 and downed Alabama A&M in 2016, 55-0.
- The most forced turnovers in the FBS era is seven against Charlotte in 2015. The most in school history is 9 against Akron in 1985.
- The longest fumble returns in the Rick Stockstill era are 100 yards by Rod Isaac vs WKU in 2010, 90-yards by Reed Blankenship against Marshall in 2021 and 71 yards by Jordan Ferguson at FAU in 2021.

SPECIAL TEAMS NOTES

- MTSU has five current players with at least one blocked kick in their career. The five are: **Jalen Jackson** (FG), **Zaylin Wood** (FG), **Jorden Starling** (FG), **Ralph Mency** (Punt) and **Jordan Ferguson** (FG).
- Jaylin Lane's 70-yard punt return for a TD against Monmouth in 2021 was the longest by the Blue Raiders since Kevin Byard went 76 yards for a score against ODU in 2014.
- **Kyle Ulbrich** boomed a career long 75-yard punt at FIU in 2020 which went down as the fifth longest in school history. For his career, Ulbrich has **41** punts of 50 or more yards and is one of just three players all-time to record two 70 yard or longer punts.
- **Kyle Ulbrich** is currently the all-time career leader at MTSU in yards per punt at 43.23 (171-7394).
- MTSU has at least one blocked kick each year under Stockstill.

RAIDER ROUNDUP

- The top-scoring quarter in the Rick Stockstill era is the second quarter. Here is a combined total for each quarter: 1st - **1,321** points; 2nd - **1,693** points; 3rd - **1,091** points; 4th - **1,429** points; and **76** in overtime.
- When both teams are held under 20 points, the Blue Raiders are **3-1** under Rick Stockstill.
- As a FBS (I-A) member (280 games), MTSU has scored 50 or more points 25 times.
- The Blue Raiders are **104-19** in the FBS era when leading at the half and are **112-13** when leading a game entering the 4th quarter.
- When trailing at the half, the Blue Raiders are just **23-114** in the FBS (I-A) era.
- The Blue Raiders saw their streak of scoring in 90 consecutive games come to an end at Army in 2020. However, MTSU has scored in **139** straight home games (last shutout was 9/23/1995 vs Murray State).
- Largest margin of victory in the I-A era: 59 points vs Charlotte 9/19/15 (73-14) ... Largest margin of defeat in the I-A era: 59 points vs Oklahoma 9/23/06 (59-0).
- **Raiders in the NFL:** MTSU currently has **eight** players on NFL rosters: Kevin Byard (Titans), Darius Harris (Chiefs), Charvarius Ward (49ers), Richie James (Giants), Robert Jones (Dolphins), Reed Blankenship (Eagles), DQ Thomas (Jets), and Chandler Brewer (Rams).

STORY IDEAS

- **Team Captains:** Two of MTSU's five permanent team captains this season are former walk-ons. The only other time in the permanent team captain era (since 2006), a walk-on was voted as a captain was Wes Hofacker in 2008, Patrick Honeycutt in 2009, and Anthony Amos in 2012. This is the first time two walk-ons were appointed captains.
- **Jordan Ferguson Community Outreach:** In 2021, Ferguson successfully launched his first official non-profit organization called Hands Worldwide. With some help, his first event was handing out hot plates of food and water to those in need on the streets of Atlanta during the winter holidays. Later in the winter, he handed out blankets to the homeless in Nashville and Murfreesboro. This is just a small sampling of what he does on a consistent basis. That selfless devotion to not only his teammates, but also the community at large, continues to make the difference in the lives of so many people.

collegepressbox
SINCE 2005 EVERYTHING BUT THE PREGAME MEAL

CollegePressBox.com is the official media website for Division I football.

Access and download weekly game notes, quotes, statistics media guides, headshots, logos and more for each conference and its member schools.

Register for access at
collegepressbox.com/register



Johnny "Red" Floyd Stadium

► Officially named Johnny "Red" Floyd Stadium/Horace Jones Field in 1968, Floyd Stadium is hosting its **87th** season of Blue Raider football with the 2022 campaign. Set on the northwest end of campus, Johnny "Red" Floyd Stadium has one of the top settings in the region and Conference USA.

During the summer of 2014, a new synthetic surface was installed to replace the turf that was installed in 2006. The surface is by Shaw Sports Turf and the brand used is Legion 46, which combines a high-performance monofilament fiber with a durable slit film fiber to provide a soft and resilient playing surface.

The Blue Raiders are **304-127-13** all-time at Floyd Stadium.

The stadium opened its doors on October 14, 1933, with a scoreless tie against Jacksonville State.

Originally built as two sideline grandstands on either side of an outdoor track, it was enlarged in 1940, 1960, 1968, and most recently in 1998 to bring it to its current configuration as an octagonal bowl.

The move to NCAA Division I-A (FBS) football was the catalyst for the 1998 renovation to Floyd Stadium. On August 24, 1995, the University announced plans for a \$25 million renovation, which was approved by the State Building Commission. After a lengthy bid process, ground was officially broken for the stadium in January of 1997 with Turner Construction handling the project.

Upon completion, the stadium featured 30,788 seats with only the east side grandstands remaining from the original structure. The old press box gave way to a five-story tower including luxury suites on the third level, a large press area and suites on the fourth level, and a camera deck on the fifth level. The renovation also included the addition of more chair-back seats as well as a club level.

The stadium is also equipped with 16 indoor suites and 38 outdoor boxes

The first game in the renovated stadium took place on Sept. 5, 1998. The game, in which Middle Tennessee hosted local rival Tennessee State, drew a school record at the time 27,568 fans.

The Blue Raiders set a new stadium attendance record with 30,502 seeing the home team face Georgia Tech on Sept. 10, 2011.

- **1948:** Permanent concrete stands added to Horace Jones Field to bring capacity to 6,200.
- **1960:** Horace Jones Field expanded to 10,000 seats and a press area was added.
- **1968:** Facility officially becomes Johnny "Red" Floyd Stadium/Horace Jones Field.
- **1968:** Seating capacity expanded to 14,000. In addition, a larger press box was added.
- **1971:** Artificial turf was installed and natural grass became a thing of the past. First game on the new turf was Oct. 2, 1971, against Chattanooga.
- **1979:** On Nov. 3, stadium is officially dedicated and press box sign unveiled.
- **1998:** \$25 million renovation expands seating capacity to 30,788 and the old press box gave way to a five-story facility with a club level, suites, press floor, and a camera deck.
- **2006:** A new synthetic surface was installed to give the Blue Raiders one of the top surfaces in the country.
- **2007:** A new state-of-the-art video board with an 18'x32' display was installed.
- **2011:** A new fence was installed around the perimeter of the stadium.
- **2012:** The Jeff Hendrix Stadium Club debuted on the west side of the stadium.
- **2014:** New synthetic surface was installed, along with a new design.
- **2017:** New ribbon video boards installed on east side
- **2019:** Debut of the Blue Raider Beer Garden in the south end zone.

LARGEST MT CROWDS

1. 30,502	Georgia Tech.....	9/10/11
2. 28,105	Memphis	9/12/09
3. 28,010	Troy.....	10/5/10
4. 27,568	Tennessee State.....	9/5/98
5. 27,519	Southeast Missouri	9/28/02
6. 26,717	Vanderbilt.....	9/2/17
7. 25,908	Minnesota.....	9/2/10
8. 25,766	Florida Atlantic	9/30/08
9. 25,411	Vanderbilt.....	10/3/15
10. 24,911	WKU	9/13/14

QUICK FACTS

Capacity.....	30,788
First Game.....	1933 vs Jacksonville St.
MT Record.....	304-127-13
Longest Win Streak.....	31 games

IMPORTANT DATES

1933.....	Horace Jones Field Opens
1956.....	100th Game - Oct. 6
1975.....	200th Game - Oct. 18
1994.....	300th Game - Oct. 1
2000.....	First home game vs IA (La. Tech)
2001.....	First SBC home game (Idaho)
2003.....	First BCS foe at home (Temple)
2008.....	First home win vs BCS (Maryland)
2008.....	First National Broadcast (FAU)
2013.....	First Conference USA Game (ECU)
2013.....	400th Game - Nov. 9 vs FIU



RICK STOCKSTILL

17TH SEASON | 9 BOWL APPEARANCES | 101-99 CAREER RECORD |
3RD ALL-TIME AT MT | 6-TIME COACH OF THE YEAR

THE STOCKSTILL FILE

HometownFernandina Beach, FL
High School.....Fernandina Beach, 1977
Birthdate.....December 23, 1957
CollegeFlorida State, 1982
Degree.....B.S. Physical Education
FamilyWife, Sara
Son, Brent; Daughter, Emily
Years as Head Coach.....17th
Career Record102-99 (.507)
Record at MTSame
C-USA Record42-28 (.600)
Overall Conference Record.....74-49 (.601)
Date Hired at MTDecember 12, 2005

COACHING HISTORY

2005-Present: Middle Tennessee

Head Coach

2005: South Carolina

Tight Ends/Recruiting Coordinator

2004: South Carolina

Wide Receivers/Recruiting Coordinator

2003: East Carolina

Offensive Coordinator/Quarterbacks

1999-2002: Clemson

Wide Receivers/Recruiting Coordinator

1996-98: Clemson

Wide Receivers

1994-95: Clemson

Co-Offensive Coordinator/Wide Receivers

1993: Clemson

Quarterbacks/Passing Game Coordinator

1989-92: Clemson

Quarterbacks

1985-88: UCF

Assistant Head Coach/Wide Receivers

1983-84: Bethune-Cookman

Offensive Coordinator/Quarterbacks

BOWLS COACHED (21)

2021.....Bahamas.....Middle Tennessee
2018.....New Orleans.....Middle Tennessee
2017.....Camellia.....Middle Tennessee
2016.....Hawaii.....Middle Tennessee
2015.....Popeyes Bahamas.....Middle Tennessee
2013.....Armed Forces.....Middle Tennessee
2011.....GoDaddy.com.....Middle Tennessee
2009.....New Orleans.....Middle Tennessee
2006.....Motor City.....Middle Tennessee
2005.....Independence.....South Carolina
2002.....Tangerine.....Clemson
2001.....Humanitarian.....Clemson
2001.....Gator.....Clemson
1999.....Peach.....Clemson
1998.....Peach.....Clemson
1996.....Peach.....Clemson
1996.....Gator.....Clemson
1993.....Peach.....Clemson
1992.....Citrus.....Clemson
1991.....Hall of Fame.....Clemson
1989.....Gator.....Clemson

Winning on the field, off the field and having a first-class football program from top to bottom is the goal of any university at the highest level of intercollegiate athletics. That is exactly what Middle Tennessee has as a result of the leadership of head coach Rick Stockstill.

In his 17th season at the helm of the Blue Raiders, Stockstill is the fourth-longest tenured coach in the country and third-longest in MTSU history. With his long tenure have come numerous achievements and accolades, including:

- Six-time Coach of the Year (2006 SBC, 2009 co-SBC, 2018 C-USA, 3-time TSWA)
- 2018 C-USA East Division champions
- 2006 Sun Belt co-champions
- 2009 New Orleans Bowl, 2017 Raycom Media Camellia Bowl and 2021 Bahamas Bowl champions
- 101 wins, 3rd all-time in program history
- Ranks 7th nationally in most wins by an active FBS coach all coming at the same school
- Nine bowl appearances and bowl eligible 11 times
- Two NCAA awards for APR success (2011, 2012)
- American Football Coaches Association's 2017 Academic Achievement Award
- Back-to-back eight-win seasons in 2012-13 for first time in 21 years
- Four straight bowl appearances from 2015-18 for first time in program history
- Six of the top eight crowds in Floyd Stadium history, including top three
- Nine All-Americans, including one Academic All-American
- One overall conference player of the year and three defensive players of the year
- Produced 44 First Team All-Conference honors
- Six bowl game MVPs
- Six NFL Draft picks and a pro bowler
- Produced the school's all-time leader in passing yards, catches, sacks and interceptions

Along with a pandemic, the 2021 season was

filled with adversity but Stockstill's Blue Raiders simply found a way. Faced with using their fourth string quarterback, the Blue Raiders won five of their last seven games including the Bahamas Bowl.

The leader of the Blue Raiders was crowned the 2018 C-USA Coach of the Year and the TSWA Coach of the Year after winning the East Division title and making the C-USA Championship game. MTSU advanced to the New Orleans Bowl for its school-record fourth straight post season appearance.

Stockstill and the Blue Raiders went to Montgomery, Alabama and took down Arkansas State for the Raycom Media Camellia Bowl championship in 2017, the first time in program history they played in bowl games in three successive seasons. It was also the seventh bowl game for MTSU under Stockstill's guidance and second win, joining the 2009 New Orleans Bowl title.

The first of the four-year bowl streak came in 2015, when MTSU held a 7-6 record and Popeyes Bahamas Bowl berth. The Blue Raiders had to show a tremendous amount of grit to become bowl eligible, winning all four games in November.

Prior to the three years finishing in bowl games, Stockstill led Middle Tennessee to three straight second-place finishes in the C-USA East Division from 2012-14, including a berth in the Bell Helicopter Armed Forces Bowl in 2013 against Navy.

Some regard the 2012 season as his best coaching job after leading the Blue Raiders to the nation's biggest win improvement from the previous year. They won just two games in 2011, but Stockstill turned the 2012 MTSU squad around, finishing with an 8-4 record that included an FBS school-record five road wins. They also received votes in the ESPN/USA Today Coaches Poll three straight weeks, another school record, and upset ACC Coastal Division Champion Georgia Tech. Along the way, he produced a Freshman All-American, eight all-conference players and a national offensive player of the week.

STOCKSTILL'S RECORD

Overall Record.....102-99-0
Playing at Home.....56-30 (26-8 vs C-USA)
Playing at Home vs non Power 5.....54-19
Playing on the Road.....43-63
Playing at a Neutral Site.....3-6
In bowl games.....3-6
In overtime.....3-2
In August.....3-3
In September.....29-35
In October.....30-28
In November.....36-23
In December.....4-9
In January.....0-1
Day games.....55-53
Night games (after 6 PM).....47-46
vs Top 25.....0-12
Wins vs Power 5 Conferences.....5
Outrushing opponent.....75-14
When rushing for 300 or more yards.....11-0
Outrushed by opponent.....27-85
When allowing 300 or more rush yards.....3-13
Outpassing opponent.....60-51
When passing for 300 or more yards.....21-18
Outpassed by opponent.....42-48
When allowing 300 yards passing.....21-22

When allowing 400 yards passing.....3-3
More total offense than opponent.....71-21
When having 500+ total offense.....23-6
When having 600+ total offense.....8-1
When allowing 500+ total offense.....12-27
When allowing 600+ total offense.....4-4
Committing fewer turnovers.....70-21
Committing more turnovers.....16-64
0 - 30:00 time of possession.....54-71
30:01-plus time of possession.....47-28
Scoring first.....65-31
Opponent scores first.....38-68
When leading at the half.....76-14
When leading after third quarter.....84-8
Scoring 0-10 points.....1-24
Scoring 11-20 points.....4-38
Scoring 21-30 points.....22-28
Scoring 31-40 points.....38-7
Scoring 41-plus points.....37-2
Individual 100-yard rusher.....54-11
Individual 200-yard rusher.....6-0
With two 100-yard rusher.....8-0
Opponent has 100-yard rusher.....28-55
Games decided by 1 point.....7-2
Games decided by 3 points or less.....17-17
Games decided by 7 points or less.....33-18

TOP PLAYS/PERFORMANCES UNDER RICK STOCKSTILL

Big Plays (60 or more yards)

Yards	Type	Player	Opponent
*100	IR	Reed Blankenship	ODU (2018)
*100	FR	Rod Issac	WKU (2010)
*98	R	Jordan Parker	Troy (2012)
*97	INT	Gregory Grate	UTM (2018)
*97	KR	Eric Russell	WKU (2010)
*96	KR	Reggie Whitley	WKU (2012)
*94	P	Craddock to Grigsby	ULM (2007)
*93	P	Kilgore to Henry	UAB (2013)
*94	KR	Damon Nickson	FAU (2006)
*92	R	Jay McDonald	FIU (2019)
*92	KR	Phillip Tanner	UNT (2008)
*90	FR	Reed Blankenship	Marshall (2021)
*90	P	O'Hara to Lee	Rice (2019)
*89	KR	Bradley Robinson	ULM (2007)
*88	KR	Damon Nickson	UL (2006)
85	KR	Reggie Whitley	McNeese (2012)
*82	P	Kilgore to Whitley	Troy (2011)
*80	P	O'Hara to England-Chisolm	TSU (2019)
*80	P	D. Dasher to Kyles	ASU (2009)
*79	R	Phillip Tanner	Louisville (2007)
*78	P	Stockstill to Mathers	BG (2016)
*78	P	Craddock to McNair	Louisville (2007)
*77	INT	Kevin Byard	Troy (2012)
*76	P	Stockstill to Pettis	Charlotte (2015)
*76	PR	Kevin Byard	ODU (2014)
76	R	Eugene Gross	FAU (2006)
*75	INT	Wesley Bush	UTEP (2018)
*75	P	Stockstill to Pettis	Charlotte (2015)
*75	INT	DJ Sanders	JSU (2015)
*75	R	Reggie Whitley	FAU (2014)
*75	P	L. Kilgore to M. Henry	GT (2012)
*74	R	Dwight Dasher	FAU (2009)
74	KR	Desmond Gee	WKU (2009)
*73	P	Marks to Gee	USC (2006)
*72	P	Kilgore to Griswold	UNT (2012)
*71	FR	Jordan Ferguson	FAU (2021)
*71	R	Terelle West	ODU (2018)
*71	R	I'Tavius Mathers	Missouri (2016)
*71	P	Dasher to McNair	FIU (2007)
*70	PR	Jaylin Lane	Monmouth (2021)
*70	P	Stockstill to Casey	ODU (2018)
*70	R	Dwight Dasher	FIU (2009)
*70	INT	Rod Issac	ULM (2010)
*69	P	Stockstill to James	FAU (2015)
69	P	Kilgore to Griswold	UTEP (2013)
*68	INT	Kevin Byard	Memphis (2012)
*68	FR	Chris McCoy	Clemson (2009)
*67	R	Reggie Whitley	UAB (2014)
*66	P	Craddock to Gee	ULM (2007)
*66	P	Stockstill to B. Anderson	UTM (2018)
*66	R	Phillip Tanner	UNT (2008)
65	R	Martell Pettaway	FAU (2021)
65	R	Terelle West	FIU (2019)
*65	P	Grammer to Perkins	UAB (2014)
*65	R	Jordan Parker	WCU (2013)
64	R	Jay McDonald	UTSA (2020)
*64	P	Urzua to B. Anderson	BGSU (2017)
64	KR	Shane Tucker	Syracuse (2017)
*64	R	Reggie Whitley	USM (2014)
*64	R	Reggie Whitley	FAU (2013)
64	INT	Eric Russell	FAU (2011)
63	R	Chaton Mobley	UNT (2020)
*63	R	Stockstill to Lee	Charlotte (2017)
63	R	Brent Stockstill	Missouri (2016)
*63	P	Stockstill to James	ILL (2015)
*63	FGR	Jamarcus Howard	JSU (2015)
*62	P	Stockstill to James	FAU (2015)
*62	R	Jordan Parker	Charlotte (2015)
*62	P	Kilgore to Beyah	ULL (2010)
*62	P	Craddock to Gee UK	(2008)
*61	R	Ty Lee	Charlotte (2016)
*61	PR	Ed Marques Batties	SSU (2014)
*61	R	Dwight Dasher	UM (2007)
60	KR	Phillip Tanner	TTU (2006)
60	P	Stockstill to Casey	UTEP (2018)
60	R	Chaton Mobley	WKU (2018)
*60	R	Benny Cunningham	GT (2012)
60	KR	Reggie Whitley	UNT (2012)

*touchdown

Defensive Touchdowns

Yards	Type	Player	Opponent
100	INT	Reed Blankenship	ODU (2018)
100	FR	Rod Issac	WKU (2010)
97	INT	Gregory Grate	UTM (2018)
90	FR	Reed Blankenship	Marshall (2021)
77	INT	Kevin Byard	Troy (2012)
75	INT	Wesley Bush	UTEP (2018)
75	INT	DJ Sanders	JSU (2015)
71	FR	Jordan Ferguson	FAU (2021)
70	INT	Rod Issac	ULM (2010)
68	INT	Kevin Byard	Memphis (2012)
68	FR	Chris McCoy	Clemson (2009)
56	INT	Jeremy Kellem	ULM (2009)
54	FR	DJ Sanders	ASU (2017)
51	INT	Kevin Byard	USM (2013)
51	INT	Kevin Byard	FIU (2013)
50	FR	Justin Rainey	FAU (2006)
48	INT	DJ Sanders	FIU (2016)
45	INT	Quincy Riley	FIU (2021)
44	INT	Teldrick Ross	Monmouth (2021)
43	INT	DQ Thomas	USM (2021)
42	INT	Darius Harris	Charlotte (2015)
42	FR	Rod Issac	ASU (2007)
40	FR	Darius Harris	WKU (2017)
40	INT	Stephen Roberts	UAB (2013)
40	FR	Lonnie Clemons	TTU (2006)

38	INT	Kylan Stribling	ODU (2019)
38	INT	Darin Davis	APSU (2010)
37	INT	Wesley Bush	ODU (2018)
34	INT	Alex Dale	UTSA (2015)
32	INT	Tra Fluellen	CSU (2022)
32	FR	Jonathan Butler	Rice (2020)
29	FR	Jordan Branch	USM (2021)
28	INT	Damon Nickson	UL (2006)
25	FR	Jared Singletary	UNC (2013)
24	INT	T.T. Barber	USM (2013)
20	FR	Greg Grate	UNT (2020)
20	INT	DJ Sanders	FAU (2016)
20	FR	Trey Wafford	SSU (2014)
20	INT	Jamari Lattimore	UL (2009)
14	INT	Jeremy Kellem	Louisville (2008)
11	FR	Jeremy Kellem	ASU (2009)

300-Yard Passing Games

Yards	C-A-I	Player	Opponent
434	42-54-1	Brent Stockstill	WKU (10/15/16)
432	30-51-2	Brent Stockstill	Hawaii (12/24/16)
415	28-48-1	Logan Kilgore	Troy (9/24/11)
407	25-34-0	Brent Stockstill	UTM (9/8/18)
401	22-29-0	Joe Craddock	ULM (11/3/07)
399	38-65-1	Brent Stockstill	Vandy (9/10/16)
381	36-56-2	Brent Stockstill	LA Tech (10/24/15)
379	28-40-0	Chase Cunningham	Charlotte (9/24/01)
372	31-47-2	Asher O'Hara	UTSA (9/25/2020)
369	23-27-0	Brent Stockstill	Charlotte (9/19/15)
367	22-30-1	Asher O'Hara	TSU (9/7/19)
362	29-45-1	Brent Stockstill	UAB (12/1/2018)
359	31-51-3	John Urzua	FAU (9/30/17)
356	27-46-0	Brent Stockstill	LA Tech (9/24/16)
355	22-35-0	Dwight Dasher	WKU (10/24/09)
353	21-34-0	Brent Stockstill	Marshall (11/7/15)
352	31-40-0	Brent Stockstill	UTEP (11/10/2018)
352	21-37-1	Joe Craddock	UK (9/13/08)
349	20-30-0	Logan Kilgore	UNT (10/27/12)
348	24-30-1	Brent Stockstill	JSU (9/5/15)
338	22-31-1	Asher O'Hara	Rice (11/16/19)
335	24-42-3	Asher O'Hara	FAU (10/12/19)
333	24-33-0	Asher O'Hara	Rice (10/24/2020)
332	22-35-0	Brent Stockstill	FIU (10/29/16)
332	21-26-0	Austin Grammer	USM (10/4/13)
330	29-42-0	Brent Stockstill	ILL (9/26/15)
330	27-45-1	Logan Kilgore	Purdue (9/3/11)
329	30-36-1	Brent Stockstill	AAMU (9/3/16)
327	26-39-1	Brent Stockstill	WMU (12/24/15)
325	19-27-1	Logan Kilgore	UTEP (11/30/13)
324	27-44-2	Dwight Dasher	Maryland (9/19/09)
322	27-38-1	Brent Stockstill	UNT (11/21/15)
317	25-40-0	Brent Stockstill	Marshall (10/5/18)
304	34-49-1	Nick Vattiatto	ODU (11/20/21)
301	18-33-1	Asher O'Hara	WKU (11/30/19)
301	18-32-1	Brent Stockstill	FAU (11/14/15)
301	23-36-1	Jeff Murphy	APSU (9/11/10)

100-Yard Rushing Games

Yards	Att.	Player	Opponent
230	36	Benny Cunningham	FIU (2012)
217	27	Benny Cunningham	GT (2012)
215	28	I'Tavius Mathers	Missouri (2016)
213	18	I'Tavius Mathers	FAU (2016)
208	21	Eugene Gross	FAU (2006)
207	22	Richie James	FAU (2016)
201	26	Dwight Dasher	So. Miss (2009)
198	25	Chaton Mobley	WKU (2018)
195	29	Tavares Thomas	Charlotte (2017)
190	19	Reggie Whitley	FAU (2014)
180	19	Dwight Dasher	Memphis (2007)
178	18	Dwight Dasher	FIU (2009)
177	20	D.D. Kyles	UL (2009)
170	26	Terelle West	ODU (2017)
163	21	I'Tavius Mathers	LA Tech (2016)
159	22	Asher O'Hara	FIU (2019)
159	14	Phillip Tanner	North Texas (2008)
158	31	Jordan Parker	ODU (2014)
157	27	I'Tavius Mathers	BG (2016)
156	14	Chaton Mobley	UNT (2020)
156	22	Jordan Parker	WCU (2013)
155	15	Reggie Whitley	UAB (2013)
154	10	Reggie Whitley	FAU (2013)
154	24	Jordan Parker	USA (2012)
150	15	Phillip Tanner	FAU (2010)
149	32	Jordan Parker	WKU (2012)
148	15	Asher O'Hara	CHA (2019)
144	29	Asher O'Hara	WKU (2019)
144	9	Desmond Anderson	FIU (2015)
144	9	Phillip Tanner	Louisville (2007)
143	22	I'Tavius Mathers	WKU (2016)
142	14	Jordan Parker	Charlotte (2015)
141	19	Jordan Parker	Troy (2012)
140	13	D.D. Kyles	FAU (2009)
138	9	Jay McDonald	FIU (2019)
135	24	I'Tavius Mathers	UNT (2016)
132	15	Chaton Mobley	Marshall (2021)
130	9	Terelle West	FIU (2019)
127	21	Jordan Parker	Marshall (2013)
127	18	Phillip Tanner	APSU (2010)
125	19	Austin Grammer	WKU (2014)
125	23	William Pratcher	FAU (2011)
120	13	Terelle West	ODU (2018)
120	15	Jeremiah Bryson	UTEP (2013)
117	17	Jordan Parker	FAU (2012)
117	19	Benny Cunningham	Troy (2011)
115	16	Jocquez Bruce	BGSU (2017)
115	28	Jordan Parker	FAU (2017)
112	11	Brad Anderson	FIU (2017)
112	14	I'Tavius Mathers	FIU (2016)

110	22	D.D. Kyles	FIU (2009)
109	22	Jordan Parker	UNC (2013)
108	14	Dwight Dasher	FAU (2009)
106	12	Austin Grammer	UTEP (2014)
106	15	Austin Grammer	UNT (2013)
106	19	William Pratcher	WKU (2011)
105	15	D.D. Kyles	Memphis (2011)
104	9	Chaton Mobley	TSU (2019)
104	16	Brad Anderson	BGSU (2017)
104	16	Reggie Whitley	Marshall (2013)
104	14	Drayton Calhoun	FAU (2012)
104	17	Phillip Tanner	UL (2010)
103	11	Asher O'Hara	TSU (2019)
103	25	Shane Tucker	FAU (2015)
103	19	Shane Tucker	USM (2013)
101	16	I'Tavius Mathers	Charlotte (2016)
101	25	Desmond Anderson	Marshall (2015)
100	10	Reggie Whitley	USM (2014)
100	21	Eugene Gross	ULM (2006)
100	14	Jordan Parker	Marshall (2014)
100	7	Reggie Whitley	UAB (2014)

100-Yard Receiving Games

Yards	Rec.	Player	Opponent
223	16	Richie James	WKU (2016)
198	9	Richie James	FAU (2015)
183	14	Richie James	Vandy (2016)
175	13	Ed Batties	ILL (2015)
167	4	Terry Pettis	Charlotte (2015)
164	11	Eldred King	MSU (2008)
158	10	Ty Lee	UTEP (2018)
154	7	Ty Lee	Rice (2019)
149	6	Chris McClover	WKU (2009)
148	8	Anthony Amos	FIU (2012)
141	6	Brad Anderson	UTM (2018)
141	7	Richie James	WKU (2015)
141	12	Richie James	ILL (2015)
140	3	Kyle Griswold	UNT (2012)
139	4	Desmond Gee	ULM (2007)
137	9	Brad Anderson	UAB (2017)
136	8	Ty Lee	FAU (2017)
136	5	Marcus Henry	UAB (2013)
134	8	Richie James	UNT (2016)
129	5	Richie James	Missouri (2016)
128	9	Anthony Amos	Memphis (2012)
127	6	Richie James	FIU (2016)
126	8	Richie James	WMU (2015)
126	5	Terry Pettis	Marshall (2015)
123	8	Ed Batties	JSU (2015)
122	12	Richie James	Marshall (2016)
121	6	Ty Lee	Charlotte (2017)
121	8	Anthony Amos	UNT (2012)
120	4	Richie James	FAU (2016)
120	5	Ed Batties	Charlotte (2015)
117	5	Malcolm Beyah	UK (2008)
114	4	Jarrin Pierce	Toledo (2021)
114	11	Ty Lee	WKU (2017)
113	6	Harold Turner	WKU (2009)
113	9	Patrick Honeycutt	FAU (2008)
112	7	Jimmy Marshall	Rice (2019)
112	10	Richie James	Vanderbilt (2017)
111	8	Jimmy Marshall	Virginia Tech (2021)
111	9	Ed Batties	LA Tech (2015)
110	8	Ed Batties	FIU (2014)
110	7	Chris McClover	MD (2009)
109	7	CJ Windham	Rice (2020)
109	6	Desmond Gee	ULM (2006)
109	2	Jonathan Grigsby	ULM (2007)
107	10	Jaylin Lane	ODU (2021)
107	0	Jarrin Pierce	UTSA (2020)
106	3	Desmond Gee	UK (2008)
106	4	Devin Clarke	USM (2014)
104	6	Richie James	FIU (2015)
104	4	Kyle Griswold	FIU (2011)
103	4	I'Tavius Mathers	BG (2016)
103	6	Taron Henry	UNT (2007)
102	4	Anthony Amos	FAU (2012)
101	2	Shane Tucker	UTEP (2014)
101	5	Kyle Griswold	UTEP (2013)
101	7	Tavarres Jefferson	UNC (2013)
100	7	Ty Lee	UAB (2018)
100	5	Richie James	UTSA (2016)
100	6	Ty Lee	FIU (2016)
100	7	Anthony Amos	WKU (2011)

Special Teams Touchdowns

Yards	Type	Player	Opponent
97	KR	Eric Russell	WKU (2010)
96	KR	Reggie Whitley	WKU (2012)
94	KR	Damon Nickson	FAU (2006)
92	KR	Phillip Tanner	UNT (2008)
89	KR	Bradley Robinson	ULM (2007)
88	KR	Damon Nickson	UL (2006)
76	PR	Kevin Byard	ODU (2014)
70	PR	Jaylin Lane	Monmouth (2021)
63	BFG	Jamarcus Howard	JSU (2015)
61	PR	Ed Batties	SSU (2014)
57	PR	Kyle Griswold	WCU (2013)
35	PR	Wayne Parks	UTM (2018)
32	PBR	Michael Cannon	FAU (2007)
29	PBR	Sherman Neal	FAU (2009)
20	BP	Kylan Stribling	UAB (2017)
18	BP	Tra Fluellen	USM (2021)
3	PBR	Chris Brown	Marshall (2013)

MIDDLE TENNESSEE DEPTH CHART

Offense

QB	16	Chase Cunningham	5-11	188	r-Sr.
	11	Nick Vattiato	6-1	187	So.
RB	36	Frank Peasant	5-10	198	So.
	24	Darius Bracy	5-10	214	r-Sr.
LT	79	Sterling Porcher	6-5	301	So.
	72	Morgan Scott	6-4	294	r-Fr.
LG	70	Tyler Falvey	6-4	303	r-Jr.
	56	Seth Falley	6-4	297	Jr.
C	63	Wilson Kelly	6-0	307	r-Fr.
	56	Seth Falley	6-4	297	Jr.
RG	56	Seth Falley	6-4	297	Jr.
	77	Keylan Rutledge	6-3	307	Fr.
RT	64	Jacqui Graham	6-5	270	r-Jr.
	65	Justice Spates	6-5	255	r-Jr.
WR-X	80	AJ Toney	5-7	178	Jr.
	3	DJ England-Chisolm	5-7	150	Jr.
WR-H	89	Yusuf Ali	5-9	183	r-Sr.
	84	Elijah Metcalf	5-10	165	r-Fr.
WR-Y	2	Izaiah Gathings	6-4	226	Sr.
	86	Jeremy Tate	6-5	259	r-Jr.
WR-Z	83	Jaylin Lane	5-8	183	So.
	87	Marquel Tinsley	6-2	188	r-So.

Defense

LE	97	Quindarius Dunnigan	6-3	240	r-So.
	7	Zaylin Wood	6-1	280	r-So.
LT	57	Marley Cook	6-1	306	r-So.
	10	Ja'Kerrius Wyatt	6-3	270	r-Jr.
RT	99	Jordan Branch	6-0	276	r-Jr.
	92	Damonte Smith	6-3	284	r-Fr.
RE	9	Jordan Ferguson	6-2	271	r-Sr.
	49	Jorden Starling	6-4	263	r-Jr.
WLB	41	Raquon Hartley	6-1	196	r-So.
	42	Da'Shawn Elder	6-2	223	r-Fr.
MLB	8	Devyn Curtis	6-2	237	r-Fr.
	34	Christian Dixon	5-10	220	r-Sr.
SLB	40	Drew Francis	6-2	226	So.
	35	Jalen Davis	6-1	204	r-So.
LC	23	Jalen Jackson	6-2	180	r-So.
	26	Emmanuel Mann	6-0	177	So.
SS	1	Teldrick Ross	5-10	190	r-Jr.
	6	Deidrick Stanley	5-8	197	So.
FS	17	Tra Fluellen	6-2	205	Jr.
	30	Jakobe Thomas	6-2	199	r-Fr.
RC	33	Decorian Patterson	6-0	193	r-Jr.
	31	Deonte Stanley	6-2	195	r-So.




















Return Specialists

PR	83	Jaylin Lane	5-8	183	So.
	89	Yusuf Ali	5-9	183	r-Sr.
KR	1	Teldrick Ross	5-10	190	r-Jr.
	89	Yusuf Ali	5-9	183	r-Sr.



Punters/Kickers

P	13	Kyle Ulbrich	6-0	202	r-Sr.
	38	Miles Tillman	5-11	197	r-Fr.
PK	7	Zeke Rankin	5-8	192	r-Fr.
	24	Scott Payne	5-11	178	r-So.
KO	24	Scott Payne	5-11	178	r-So.
	7	Zeke Rankin	5-8	192	r-Fr.
LS	69	Brody Butler	5-11	218	So.
	68	Carson Garrison	6-0	204	r-Fr.
H	13	Kyle Ulbrich	6-0	202	r-Sr.
	38	Miles Tillman	5-11	197	r-Fr.













OFFENSIVE TV/RADIO 2-DEEP

WR		5 Bud Tolbert 6-2, 190, r-Jr. Walter Valley, MS/Jones College	<ul style="list-style-type: none"> Made 1st MTSU catch at CSU First Team All-MACC in '21 Led team with 27 catches & 7 TDs 	Year	Rec	Yds	Avg	TD	LG
				2022	1	12	12.0	0	12
WR		3 DJ England-Chisolm (Chiz-umm) 5-7, 150, Jr. Moncks Corner, SC/Berkely HS	<ul style="list-style-type: none"> DNP at CSU due to injury Career-high: 9 rec/5 starts in '21 Has played in 31 career games 	Year	Rec	Yds	Avg	TD	LG
				2022	0	0	0	0	0
WR		89 Yusuf Ali 5-9, 183, r-Sr. Detroit, MI/Maplewood HS	<ul style="list-style-type: none"> Former walk-on; '22 team captain 33 catches last five games Career-best 45 catches in '21 	Year	Rec	Yds	Avg	TD	LG
				2022	13	83	6.4	1	26
WR		84 Elijah Metcalf 5-10, 165, r-Fr. Charlotte, NC/Mallard Creek HS	<ul style="list-style-type: none"> Caught 1st career TD pass at CSU Career-high: 3 receptions Played in 4 games last year 	Year	Rec	Yds	Avg	TD	LG
				2022	3	44	14.7	1	42
LT		79 Sterling Porcher (Poor-Shay) 6-5, 301, So. Sumpter, SC/Iowa Western	<ul style="list-style-type: none"> Started at JMU Transfer from Iowa Western Did not start in HS until senior year 	Year	GP	GS			
				2022	2	2			
LT		72 Morgan Scott 6-4, 294, r-Fr. Germantown, TN/Coffeyville CC	<ul style="list-style-type: none"> Played just 1 game at Coffeyville CC Lettered 3 years at Houston HS Was at Coffeyville with Ethan Ellis 	Year	GP	GS			
				2022	1	0			
LG		70 Tyler Falvey 6-4, 303, r-Jr. Altamonte Springs, FL/Lake Brantley HS	<ul style="list-style-type: none"> Lineman of the Week vs CSU Made his first career start at JMU Mechatronics Engineer major 	Year	GP	GS			
				2022	2	2			
LG		56 Seth Falley 6-4, 297, Jr. Haysville, KS/Butler CC	<ul style="list-style-type: none"> Made first career MTSU start at CSU All-Conference at Butler CC Former USA Today HS All-American 	Year	GP	GS			
				2022	2	1			
C		62 Jordan Palmer 6-0, 297, Sr. Santa Clarita, CA/College of the Canyons	<ul style="list-style-type: none"> Lineman of Week vs JMU Has started 15 straight games Owens his HS all-time record in the discus 	Year	GP	GS			
				2022	2	2			
C		63 Wilson Kelly 6-0, 307, r-Fr. Danville, KY/Boyle County HS	<ul style="list-style-type: none"> Has played just 108 career snaps Lettered in fishing at Boyle Co. HS Majoring in Construction Mgmt. 	Year	GP	GS			
				2022	2	0			
RG		55 Jahlil Ryles 6-1, 303, r-Jr. Phenix City, AL/Central HS	<ul style="list-style-type: none"> Played 235 snaps a year ago Has missed 12 career games to injury Owens 9 career starts 	Year	GP	GS			
				2022	2	1			
RG		77 Keylan Rutledge 6-3, 307, Fr. Royston, GA/Franklin County HS	<ul style="list-style-type: none"> 3-star recruit Also lettered in basketball at FCHS State champion in shot-put 	Year	GP	GS			
				2022	2	0			
RT		64 Jacqui Graham (Juh-Key) 6-5, 270, r-Jr. Montgomery, AL/East Central CC	<ul style="list-style-type: none"> Had starts at LT and RT last year Missed bowl game with an injury Played 302 snaps in '21 	Year	GP	GS			
				2022	2	2			
RT		65 Justice Spates 6-3, 255, r-Jr. Pacoima, CA/College of the Canyons	<ul style="list-style-type: none"> First team all-conference in '21 Ranked top 20 OT in JUCO Played 1 game for New Mexico in '19 	Year	GP	GS			
				2022	1	0			
QB		16 Chase Cunningham 5-11, 188, r-Sr. Knoxville, TN/Knoxville Catholic HS	<ul style="list-style-type: none"> Career-best 31 completions vs CSU Missed the last 5 games in '21 with injury Golden Arm Award Watch List 	Year	Cpl-Att	Pct.	Yds	TD/INT	
				2022	49-71	.690	376	2/1	
QB		11 Nicholas Vattiato (VAT-tee-ah-doe) 6-1, 187, So. Plantation, FL/University School	<ul style="list-style-type: none"> '21 Bahamas Bowl Offensive MVP C-USA All-Freshman Team 3-star recruit 	Year	Cpl-Att	Pct.	Yds	TD/INT	
				2021	115-171	.673	1047	7/6	
RB		36 Frank Peasent (Pea-zent) 5-10, 198, So. Pensacola, FL/Escambia HS	<ul style="list-style-type: none"> 93 rushing yds and 2 TDs vs CSU Led team in rushing at Bahamas Bowl 2nd on team in rushing last year 	Year	Att	Yds	Avg	TD	LG
				2022	31	96	3.1	2	25
RB		24 Darius Bracy 5-10, 214, r-Sr. Mobile, AL/Central Michigan	<ul style="list-style-type: none"> Spent 5 years at Central Michigan Played behind nation's leading rusher Option QB in high school 	Year	Att	Yds	Avg	TD	LG
				2022	10	13	1.3	0	9
WR		2 Izaiah Gathings (GATH-ings) 6-4, 222, Sr. Statesville, NC/Gardner Webb	<ul style="list-style-type: none"> 2022: 17 catches in two games 11 receptions at CSU Led GW in receptions in '19 and '20 	Year	Rec	Yds	Avg	TD	LG
				2022	17	126	7.4	0	26
WR		86 Jeremy Tate 6-5, 259, r-Jr. Columbus, MS/Memphis	<ul style="list-style-type: none"> Played at Memphis 4 years Went to 3 bowl games All-State in high school 	Year	Rec	Yds	Avg	TD	LG
				2022	0	0	0	0	0
WR		83 Jaylin Lane 5-8, 183, r-So. Clover, SC/Clover HS	<ul style="list-style-type: none"> DNP vs JMU, returned at CSU Career-high 10 rec vs ODU in '21 3-star recruit 	Year	Rec	Yds	Avg	TD	LG
				2022	3	46	15.3	0	30
WR		13 Javonte Sherman 6-2, 195, r-Fr. Valdosta, GA/Valdosta HS	<ul style="list-style-type: none"> Opened eyes with play in the spring Has played just 40 snaps 3-star recruit 	Year	Rec	Yds	Avg	TD	LG
				2022	1	16	16.0	0	16



KICKERS

PK		7 Zeke Rankin 5-8, 192, r-Fr. Alcoa, TN/Alcoa HS	<ul style="list-style-type: none"> 2 FGs and 10 points vs CSU Has made 8 of last 10 FGs Career long is 46 yards 	Year	Att	Made	LG	PAT	PTS
				2022	2	2	35	5-5	11
P		13 Kyle Ulbrick (Ull-brick) 6-0, 202, r-Sr. Mentor, OH/Valparaiso	<ul style="list-style-type: none"> MTSU career leader in average (43.2) 41 punts of 50 or more yards Ray Guy candidate - 3rd year in row 	Year	No	Yds	LG	Avg	50+
				2022	14	591	54	42.2	5

DEFENSIVE TV/RADIO 2-DEEP

LE		97 Quindarius Dunnigan 6-3, 240, r-So. Chattanooga, TN/McCallie HS	<ul style="list-style-type: none"> 6 tackles, 2.5 sacks, 3.5 TFLs vs CSU Played in 11 career games Missed all of '21 with an injury 	Year	UAT	TFL	SK	INT	PD
				2022	3-5-8	3.5	2.5	0	1
		7 Zaylin Wood 6-1, 280, r-So. Bowdon, GA/Heard County HS	<ul style="list-style-type: none"> Coming off a career year Has one career blocked kick Played basketball and track in HS 	Year	UAT	TFL	SK	INT	PD
				2022	0-1-1	0.0	0.0	0	1
LT		57 Marley Cook 6-1, 306, r-So. Walter Valley, MS/Walter Valley HS	<ul style="list-style-type: none"> Set to be full-time starter for first time Has 1 INT for career Benches 490, Squats 635 	Year	UAT	TFL	SK	INT	PD
				2022	1-0-1	0.0	0.0	0	0
		10 Ja'Kerrius Wyatt 6-3, 270, r-Jr. Prattville, AL/Autauga Academy	<ul style="list-style-type: none"> Team Captain/FR vs CSU Coming off career year Breeds American Bully's as a hobby 	Year	UAT	TFL	SK	INT	PD
				2022	1-1-2	0.5	0.0	0	0
RT		99 Jordan Branch 6-0, 276, r-Jr. Maury City, TN/Crockett County HS	<ul style="list-style-type: none"> Played 36 career games/12 starts Averaged 32 snaps/game in '21 Fumble return TD vs USM in '21 	Year	UAT	TFL	SK	INT	PD
				2022	0-2-2	0.0	0.0	0	0
		92 Damonte Smith 6-3, 284, r-Fr. Savannah, GA/Island HS	<ul style="list-style-type: none"> First collegiate game was vs JMU Possesses great strength Coaches impressed with fall camp 	Year	UAT	TFL	SK	INT	PD
				2022	1-0-1	1.0	0.0	0	0
RE		9 Jordan Ferguson 6-2, 271, r-Sr. Atlanta, GA/Cartersville HS	<ul style="list-style-type: none"> Captain/9 tackles, BFG vs JMU Coming off career year Lombardi, Bednarik & Wuerffel List 	Year	UAT	TFL	SK	INT	PD
				2022	6-8-17	2.0	2.0	0	1
		49 Jorden Starling 6-4, 263, r-Jr. Chattanooga, TN/McCallie HS	<ul style="list-style-type: none"> Started 9 career games Graded out a winner all 13 games in '21 Played basketball in HS 	Year	UAT	TFL	SK	INT	PD
				2022	0-1-1	0.0	0.0	0	1
WLB		41 Raquon Hartley (Ray-Kwan) 6-1, 196, r-So. Saluda, SC/Saluda HS	<ul style="list-style-type: none"> 20 career games played/3 starts Played 232 snaps in '21 3-star recruit 	Year	UAT	TFL	SK	INT	PD
				2022	2-5-7	0.0	0.0	0	0
		42 Da'Shawn Elder 6-2, 223, r-Fr. Watkinsville, GA/Virginia Tech	<ul style="list-style-type: none"> Spent FR year at VT Prepped at Fork Union in '20 Was at Oconee Co. HS 3 years 	Year	UAT	TFL	SK	INT	PD
				2022	0	0.0	0.0	0	0
MLB		8 Devyn Curtis 6-2, 237, r-Fr. Nashville, TN/Brentwood Academy	<ul style="list-style-type: none"> Takes over for injured J. Butler 13 career games played/3 starts 3-star recruit/won HS state title 	Year	UAT	TFL	SK	INT	PD
				2022	4-5-9	0.0	0.0	0	0
		34 Christian Dixon 5-10, 220, r-Sr. Charlotte, NC/Towson	<ul style="list-style-type: none"> 2 sacks & FF vs CSU Enjoyed a strong fall camp 163 tackles and 8.5 sacks at Towson 	Year	UAT	TFL	SK	INT	PD
				2022	4-6-10	2.5	2.0	0	0
SLB		40 Drew Francis 6-2, 226, So. Knoxville, TN/West HS	<ul style="list-style-type: none"> 23 career games played/2 start Enjoyed a good fall camp 3-star recruit 	Year	UAT	TFL	SK	INT	PD
				2022	3-8-11	1.0	1.0	0	0
		35 Jalen Davis 6-1, 204, r-So. Kingsland, GA/Camden County HS	<ul style="list-style-type: none"> 24 career games played/1 start Career-high 3.0 TFLs vs JMU Utility Player of Year in HS 	Year	UAT	TFL	SK	INT	PD
				2022	6-1-7	3.5	0.5	0	0
LC		23 Jalen Jackson 6-2, 180, r-So. Tampa, FL/Bloomingdale HS	<ul style="list-style-type: none"> 21 career games played/10 starts Played 411 snaps in '21 Started on off & def last 2 years of HS 	Year	UAT	TFL	SK	INT	PD
				2022	5-3-8	0.5	0.0	0	1
		26 Emmanuel Mann 6-0, 177, So. Columbus, GA/Hutchinson CC	<ul style="list-style-type: none"> Led Hutchinson to 9-2 record Rated a 3-star recruit in HS Dual threat QB in HS 	Year	UAT	TFL	SK	INT	PD
				2022	0	0.0	0.0	0	0
SS		1 Teldrick Ross 5-10, 190, r-Jr. Macon, GA/Jones County HS	<ul style="list-style-type: none"> 30 career games played/14 starts Moving from corner to safety Leads team in tackles 	Year	UAT	TFL	SK	INT	PD
				2022	12-8-20	1.0	0.0	0	0
		6 Deidrick Stanley 5-8, 197, So.. Miami, FL/Miami Central	<ul style="list-style-type: none"> C-USA All-Freshman in '21 Missed 4 games due to injury last year 3-star recruit 	Year	UAT	TFL	SK	INT	PD
				2022	4-7-11	0.0	0.0	0	0
FS		17 Tra Fluellen 6-2, 205, Jr. Gilmer, TX/Houston Baptist	<ul style="list-style-type: none"> INT for touchdown at CSU Started in bowl win over Toledo Freshman All-American at Houston Baptist 	Year	UAT	TFL	SK	INT	PD
				2022	8-8-16	0.0	0.0	1	0
		30 Jakobe Thomas 6-2, 199, r-Fr. Tullahoma, TN/Tullahoma HS	<ul style="list-style-type: none"> Played in 2 career games A Tennessee Mr. Football semi-finalist 3-star recruit 	Year	UAT	TFL	SK	INT	PD
				2022	1-2-3	0.0	0.0	0	0
RC		33 Decorian Patterson 6-0, 193, r-Jr. Ocala, FL/Leesburg HS	<ul style="list-style-type: none"> 39 career games played/15 starts INT & 2 PB vs CSU 14 pass breakups last 2 years combined 	Year	UAT	TFL	SK	INT	PD
				2022	6-3-10	0.5	0.0	1	2
		31 Deonte Stanley 6-2, 195, r-So. Dillon, SC/Latta HS	<ul style="list-style-type: none"> Played 12 games in '21/101 snaps HM NJCAA All-American Also played baseball in HS 	Year	UAT	TFL	SK	INT	PD
				2022	4-2-6	0.0	0.0	0	0

RETURNERS

KR		1 Teldrick Ross 5-10, 190, r-Jr. Macon, GA/Jones County HS	<ul style="list-style-type: none"> First year returning kicks Moved from corner to safety on defense Leads team in tackles 	Year	No.	Yds	Avg	TD	LG
				2022	0	0	0.0	0	0
				Car	26	559	21.5	0	43
PR		83 Jayline Lane 5-8, 183, r-So. Clover, SC/Clover HS	<ul style="list-style-type: none"> Preseason All-American Ranked 2nd nationally in '21 for avg. Career average of 15.3 per return 	Year	No	Yds	Avg	TD	LG
				2022	1	12	12.0	0	12
				Car	21	317	15.1	1	70

NUMERICAL ROSTER

NO	NAME	POS	HT	WT	CL	VL	HOMETOWN/HS/JC
0	Richard Kinley	DE	6-2	238	r-So.	3	Memphis, TN/Lausanne HS
1	Teldrick Ross	S	5-10	190	r-Jr.	2	Macon, GA/Jones County HS
2	Izaiah Gathings	WR	6-4	222	Sr.	1	Statesville, NC/Gardner-Webb
3	DJ England-Chisolm	WR	5-7	150	Jr.	3	Moncks Corner, SC/Berkeley HS
4	Johnathan Butler	LB	6-0	217	Sr.	2	Sumter, SC/Highland CC
4	Kyle Lowe	QB	5-10	193	Fr.	0	Collierville, TN/Fayette-Ware HS
5	Bud Tolbert	WR	6-2	190	Jr.	0	Water Valley, MS/Jones College
6	Deidrick Stanley II	CB	5-8	197	So.	1	Miami, FL/Miami Central HS
6	Preston Rice	QB	6-2	230	r-Sr.	0	Waynesboro, TN/Murray State
7	Zaylin Wood	DT	6-1	280	r-So.	2	Bowdon, GA/Heard County HS
7	Zeke Rankin	PK	5-8	192	So.	1	Alcoa, TN/Alcoa HS
8	Devyn Curtis	LB	6-2	237	r-Fr.	2	Nashville, TN/Brentwood Academy
9	Jordan Ferguson	DE	6-2	271	r-Sr.	4	Atlanta, GA/Cartersville HS
10	Ja'Kerrius Wyatt	DT	6-3	270	r-Sr.	3	Prattville, AL/Autauga Academy
11	Nicholas Vattiato	QB	6-1	187	So.	1	Plantation, FL/University School
11	Marvae Myers	S	6-0	191	r-So.	1	West Orlando, FL/Oak Ridge HS
12	DJ Riles	QB	6-0	197	Fr.	0	Columbus, GA/Carver HS
13	Kyle Ulbrich	P	6-0	202	r-Sr.	3	Mentor, OH/Valparaiso
13	Javonte Sherman	WR	6-2	195	r-Fr.	0	Valdosta, GA/Valdosta HS
15	Jacob Coleman	WR	6-4	222	r-Fr.	0	Chesterfield, VA/East Carolina
16	Chase Cunningham	QB	5-11	188	r-Sr.	3	Knoxville, TN/Knoxville Catholic HS
17	Tra Fluellen	S	6-2	205	Jr.	1	Gilmer, TX/Houston Baptist
18	Stone Frost	QB	5-10	206	r-So.	0	Decaturville, TN/Riverside HS
18	James Douglas	LB	6-1	211	So.	0	Fort Worth, TX/Cisco College
19	A'Varius Sparrow	RB	5-9	184	r-Fr.	0	Orlando, FL/West Virginia
21	Joe Ervin	RB	5-8	177	r-So.	0	Rock Hill, SC/Kansas State
22	Andrew Paige	WR	6-4	220	Fr.	0	Hendersonville, TN/Beech HS
22	Chris Johnson	CB	5-10	186	r-Fr.	0	Murfreesboro, TN/Riverdale HS
23	Jalen Jackson	CB	6-2	180	r-So.	2	Tampa, FL/Bloomington HS
23	Jalen Montgomery	RB	5-9	161	r-Fr.	0	Columbia, SC/Cardinal Newman School
24	Darius Bracy	RB	5-10	214	r-Sr.	0	Mobile, AL/Central Michigan
24	Scott Payne	PK	5-11	178	r-So.	2	Signal Mountain, TN/Signal Mountain Middle HS
25	Bryce Bailey	WR	5-9	172	r-Fr.	0	Cochran, GA/Bleckley County HS
25	Tylus Hancock	S	6-1	193	Jr.	0	Marietta, GA/FSU
26	Emmanuel Mann	CB	6-0	177	So.	0	Columbus, GA/Hutchinson CC
26	Jerron Newson	WR	5-9	153	r-Fr.	0	West Palm Beach, FL/Oasis HS
27	Colton Shaffer	WR	6-4	213	Fr.	0	Summertown, TN/Summertown HS
28	Malachi Burns	WR	6-3	202	r-Fr.	0	Murfreesboro, TN/Missouri Western
28	De'Arre McDonald	S	6-1	200	r-Fr.	0	Murfreesboro, TN/Cincinnati
30	Jakobe Thomas	S	6-2	199	r-Fr.	0	Tulahoma, TN/Tulahoma HS
31	Deonte Stanley	CB	6-2	195	r-So.	1	Dillon, SC/Latta HS
31	Aran Mohamad-Ali	HB	6-0	227	r-So.	0	Antioch, TN/John Overton HS
32	Timar Rogers	LB	6-2	213	r-Fr.	0	Deland, FL/Mississippi State
33	Decorian Patterson	CB	6-0	193	r-Jr.	3	Ocala, FL/Leesburg HS
34	Christian Dixon	LB	5-10	220	r-Sr.	0	Charlotte, NC/Towson
35	Jalen Davis	LB	6-1	204	r-So.	2	Kingsland, GA/Camden County HS
36	Frank Peasant	RB	5-10	198	So.	2	Pensacola, FL/Escambia HS
36	Justus Chadwick	PK	6-1	183	Fr.	0	Tulahoma, TN/Tulahoma HS
37	James Shellman IV	S	6-0	196	So.	0	Savannah, GA/Islands HS
38	ZaBrien Harden	DE	6-3	237	r-Fr.	0	Swainsboro, GA/Swainsboro HS
38	Miles Tillman	P	5-11	197	r-Fr.	0	Huntsville, AL/Sparkman HS
39	Terry Wilkins	RB	5-7	176	r-Fr.	0	Memphis, TN/Fairley HS
40	Drew Francis	LB	6-2	226	So.	2	Knoxville, TN/West HS
41	Raquon Hartley	LB	6-1	196	r-So.	1	Saluda, SC/Saluda HS
42	Da'Shawn Elder	S	6-2	223	r-Fr.	0	Watkinsville, GA/Virginia Tech
43	Trenton Ferrell	WR	5-9	164	Fr.	0	Atlanta, GA/Cedar Grove HS
44	Jalen Rayam	LB	6-0	217	r-Jr.	0	Alabaster, AL/UAB
45	Jai'Brian Bouye	CB	5-11	174	r-Fr.	0	Waco, TX/La Vega HS
46	Andrew Leak	LB	5-10	215	r-So.	2	LaGrange, GA/Heard County HS
47	Jamison Greenway	WR	5-7	165	Jr.	0	Nashville, TN/Donelson Christian Academy
48	Caden Williams	HB	6-0	235	Fr.	0	Buford, GA/Buford HS
49	Jorden Starling	DE	6-4	263	r-Jr.	3	Chattanooga, TN/McCallie School
51	Nash Stidham	LB	5-9	194	Fr.	0	Medina, TN/South Gibson Co. HS
52	Muaaz Byard	LB	6-0	239	Fr.	0	York, PA/Dematha Catholic HS

53	Trenton Taylor-Ricker	OL	6-5	260	Fr.	0	Elizabethton, TN/Elizabethton HS
54	Connor Dougherty	LS	6-3	288	Fr.	0	Franklin, TN/CPA
55	Jahlil Ryles	OL	6-1	303	r-Jr.	2	Phenix City, AL/Central HS
56	Seth Falley	OL	6-4	297	Jr.	0	Haysville, KS/Butler CC
57	Marley Cook	DT	6-1	306	r-So.	2	Water Valley, MS/Water Valley HS
58	Dylan Kling	LB	5-11	199	Fr.	0	Lake Mary, FL/Bishop HS
59	Jacob Jackson	LB	5-11	211	Jr.	0	Smyrna, TN/Sewanee
61	J'Shun Bodiford	OL	6-4	289	r-So.	0	Montgomery, AL/NE Miss. CC
62	Jordan Palmer	OL	6-0	297	Sr.	2	Santa Clarita, CA/College of the Canyons
63	Wilson Kelly	OL	6-0	307	r-Fr.	0	Danville, KY/Boyle County HS
64	Jacqui Graham	OL	6-5	270	r-Jr.	1	Montgomery, AL/East Central CC
65	Justice Spates	OL	6-3	255	r-Jr.	0	Pacoima, CA/College of the Canyons
66	Alex Jones	OL	6-6	328	r-Fr.	0	Murfreesboro, TN/Oakland HS
67	Cooper Koch	OL	6-2	300	Fr.	0	Spring Hill, TN/Summit HS
68	Carson Garrison	LS	6-0	204	r-Fr.	0	Buford, GA/Buford HS
69	Brody Butler	LS	5-11	218	So.	2	Homewood, AL/Homewood HS
70	Tyler Falvey	OL	6-4	303	r-Jr.	1	Altamonte Springs, FL/Lake Brantley HS
71	Conner Griffin	OL	6-1	304	r-Fr.	0	Gray, GA/Jones County HS
72	Morgan Scott	OL	6-4	294	r-Fr.	0	Germantown, TN/Coffeerville CC
73	Karter Johnson	OL	6-5	301	r-Fr.	0	Murfreesboro, TN/Siegel HS
74	Ethan Ellis	OL	6-6	300	Jr.	0	Murfreesboro, TN/Coffeyville CC
75	Jamari Williams	OL	6-3	307	r-So.	0	Fort Lauderdale, FL/Arizona
76	Joseph Stone	OL	6-7	342	So.	0	Pensacola, FL/Hutchinson CC
77	Keylan Rutledge	OL	6-3	307	Fr.	0	Royston, GA/Franklin County HS
78	Mateo Guevara	OL	6-3	310	Fr.	0	Flowery Branch, GA/Cherokee Bluff HS
79	Sterling Porcher	OL	6-3	301	So.	0	Sumpter, SC/Iowa Western
80	AJ Toney	WR	5-7	178	Jr.	0	Birmingham, AL/Samford
81	Mitchell Howell	WR	5-10	185	So.	0	Lake Orion, MI/Siena Heights
82	Taharin Sudderth	DE	6-4	236	r-Fr.	0	Alcoa, TN/Alcoa HS
83	Jaylin Lane	WR	5-8	183	So.	2	Clover, SC/Clover HS
84	Elijah Metcalf	WR	5-10	165	r-Fr.	0	Charlotte, NC/Mallard Creek HS
85	Jaylen Ward	WR	6-1	211	Fr.	0	Bessemer, AL/Thompson HS
86	Jeremy Tate, Jr.	WR	6-5	259	r-Jr.	0	Columbus, MS/Memphis
87	Marquel Tinsley	WR	6-2	188	r-So.	2	Morganfield, KY/Daviess Co. HS
88	John Ojelabi	WR	5-10	184	r-Jr.	0	Anaheim, CA/Golden West
89	Yusuf Ali	WR	5-9	183	r-Sr.	3	Detroit, MI/Maplewood HS (TN)
92	Damonte Smith	DT	6-3	284	r-Fr.	0	Savannah, GA/Island HS
93	Vincent Dinkins	DL	6-1	280	r-Fr.	0	Acworth, GA/Kell HS
94	Ralph Mency	DE	6-2	252	So.	1	Jacksonville, FL/Robert E. Lee Senior HS
95	Tyrece Edwards	DT	6-2	278	r-Fr.	0	Knoxville, TN/West HS
96	Kasey Bonds	DT	5-8	280	Fr.	0	Bolivar, TN/Bolivar Central HS
97	Quindarius Dunnigan	DE	6-3	240	r-So.	1	Chattanooga, TN/McCallie HS
99	Jordan Branch	DT	6-0	276	r-Jr.	3	Maury City, TN/Crockett County HS

Pronunciation Guide (check website roster to actually hear player pronunciation)

J'Shun Bodiford	Jay-Shon Boy-yay	Marvae Myers	Mar-Vay
Jai'Brian Bouye	Jay-Brian	Frank Peasant	Pea-zent
Tyrece Edwards	tie-REESE	Sterling Porcher	Poor-Shay
DJ England-Chisolm	Chiz-umm	A'Varius Sparrow	Ah-VAR-ee-us
Tyler Falvey	Foul-Vee	Taharin Sudderth	Tuh-Hair-in Sudd-Er-Ith
Tra Fluellen	Flew-Ellen	Marquel Tinsley	Mar-Quail
Izaiah Gathings	GATH-ings	Kyle Ulbrich	UII-Brick
Jacqui Graham	Juh-Key	Nicholas Vattiato	VAT-tee-ah-doe
Mateo Guevara	Guh-Varra		
Raquon Hartley	Ray-Kwan		
De'Arre McDonald	Dee-R-Aye		

TEAM TOTALS

GAME	FINAL SCORE	BY QUARTERS					FIRST DOWNS				RUSHING			PASSING			TOT. OFF.		PUNTING	FUMBLES	PENALTY	THIRD	AVG.	TOTAL
		1	2	3	4	OT	RU	PA	PN	TOT	ATT	YDS	TD	C-A-I	YDS	TD	ATT	YDS	NO-AVG	NO-LOST	NO-YDS	DOWNS	F.POS	TOP
MT	7	0	0	7	0	0	2	6	2	10	28	12	0	19-33-0	113	1	61	125	9-42.1	1-1	5-43	4-16	M21	23:05
JMU	44	0	21	16	7	0	14	15	2	31	52	261	0	21-33-0	287	6	85	548	5-42.0	1-0	6-70	9-17	J36	36:55
MT	34	10	17	7	0	0	5	11	4	20	41	114	2	31-39-1	266	1	80	380	5-42.4	1-1	4-47	7-17	M34	31:19
CSU	19	0	0	19	0	0	3	10	3	16	34	-10	0	20-30-2	256	3	64	246	6-40.3	3-2	8-67	3-14	C29	28:41
MT																								
TSU																								
MT																								
Miami																								
MT																								
UTSA																								
MT																								
UAB																								
MT																								
WKU																								
MT																								
UTEP																								
MT																								
LA Tech																								
MT																								
Charlotte																								
MT																								
FAU																								
MT																								
FIU																								

STARTING LINEUPS

OFFENSE	QB	RB	WR	WR	WR	WR	LT	LG	C	RG	RT
JMU	Cunningham	Peasant	Tolbert	Gathings	Ali	Chisolm	Porcher	Falvey	Palmer	Ryles	Graham
CSU	Cunningham	Peasant	Tolbert	Gathings	Ali	Lane	Porcher	Falvey	Palmer	Falley	Graham
TSU											
Miami											
UTSA											
UAB											
WKU											
UTEP											
LA Tech											
Charlotte											
FAU											
FIU											
DEFENSE	LE	T	T	RE	SAM	MIKE	WILL	LC	SS	FS	RC
JMU	Wood	Cook	Branch	Ferguson	Francis	Curtis	Hartley	Jackson	Ross	Fluellen	Patterson
CSU	Dunnigan	Cook	Branch	Ferguson	Francis	Curtis	D. Stanley	Patterson	Ross	Fluellen	Jackson
TSU											
Miami											
UTSA											
UAB											
WKU											
UTEP											
LA Tech											
Charlotte											
FAU											
FIU											

Career Starts

Kyle Ulbrich.....	36	Jaylin Lane.....	9	Bud Tolbert.....	2
Jordan Ferguson.....	26	Ja'Kerrius Wyatt.....	7	Drew Francis.....	2
Jordan Palmer.....	21	Chase Cunningham.....	7	Seth Falley.....	1
Johnathan Butler.....	16	Izaiah Gathings.....	6	Quindarius Dunnigan.....	1
Decorian Patterson.....	15	Jacqui Graham.....	6	Jalen Davis.....	1
Richard Kinley.....	14	Nick Vattiato.....	5	Marvae Myers.....	1
Zaylin Wood.....	14	Marley Cook.....	4		
Teldrick Ross.....	14	Frank Peasant.....	4		
DJ England-Chisholm.....	13	Raquon Hartley.....	3		
Yusuf Ali.....	12	Devyn Curtis.....	3		
Jordan Branch.....	12	Tra Fluellen.....	3		
Jalen Jackson.....	10	Deidrick Stanley.....	2		
Jorden Starling.....	9	Sterling Porcher.....	2		
Jahlil Ryles.....	9	Tyler Falvey.....	2		



SCORING DRIVES

SCORING DRIVES - MIDDLE TENNESSEE

OPP.	NO OF PLYS	TOT. YDS	DRIVE TIME	SCORE TYPE	SCORE TIME/QTR	DRIVE START	SCORING PLAY
JMU	12	77	4:03	TD	3:31/3rd	M23	Ali 26 rec
CSU				INT	14:51/1st		Fluellen 32 INT
CSU	11	63	1:16	FG	5:02/1st	M29	Rankin 25 FG
CSU	7	41	2:39	TD	11:37/2nd	C41	Peasant 1 run
CSU	17	76	6:35	FG	2:26/2nd	M6	Rankin 35 FG
CSU	3	18	:40	TD	1:28/2nd	C18	Peasant 1 run
CSU	4	75	1:19	TD	13:41/3rd	M25	Metcalf 42 rec

SCORING DRIVES - OPPONENTS

OPP.	NO OF PLYS	TOT. YDS	DRIVE TIME	SCORE TYPE	SCORE TIME/QTR	DRIVE START	SCORING PLAY
JMU	11	60	3:50	TD	14:55/2nd	J40	Brown 20 rec
JMU	5	52	2:27	TD	6:49/2nd	J48	Brown 29 rec
JMU	7	55	2:41	TD	3:05/2nd	J45	Thornton 7 rec
JMU	3	65	:46	TD	13:16/3rd	J35	Thornton 35 rec
JMU	3	35	1:11	TD	10:47/3rd	M35	Thornton 19 rec
JMU				Safety	10:36/3rd		
JMU	9	80	5:54	TD	6:49/4th	J20	Ravenel 9 rec
CSU	3	61	1:13	TD	8:41/3rd	C39	Horton 48 rec
CSU	2	70	:43	TD	6:02/3rd	C30	Horton 69 rec
CSU	7	36	2:43	TD	1:57/3rd	M36	Horton 17 rec

DRIVES

GAME-OPENING DRIVES

Opponent	Middle Tennessee			Opponents		
	Pts.	1st Dns	Yds	Pts	1st Dns	Yds
JMU	0	0	1	0	4	64
CSU	0	1	18	0	0	3
TSU						
Miami						
UTSA						
UAB						
WKU						
UTEP						
LT						
Charlotte						
FAU						
FIU						

SECOND HALF-OPENING DRIVES

Opponent	Middle Tennessee			Opponents		
	Pts.	1st Dns	Yds	Pts	1st Dns	Yds
JMU	0	0	6	7	3	65
CSU	7	2	75	0	0	-5
TSU						
Miami						
UTSA						
UAB						
WKU						
UTEP						
LT						
Charlotte						
FAU						
FIU						

DRIVES SUPERLATIVES

	Middle Tennessee	Opponent
Most Plays/Result	17/FG vs CSU	14/MFG by JMU
Most Yards/Result	77/TD vs JMU	80/TD by JMU
Most Time/Result	6:35/FG vs CSU	6:40/MFG by CSU

TOP PFF GRADES (minimum 25 snaps played)

OFFENSE	1	2	3	4	5
JMU	Ali (65.4%)	Palmer (63.7%)	Falvey (63.1%)	Gathings (55.7%)	Sherman (53.9%)
CSU	Cunningham (69.7%)	Gathings (66.5%)	Graham (65.7%)	Ali (64.3%)	Peasant (62.4%)
TSU					
Miami					
UTSA					
UAB					
WKU					
UTEP					
LT					
Charlotte					
FAU					
FIU					
DEFENSE	1	2	3	4	5
JMU	Ferguson (78.7%)	Dixon (68.6%)	Cook (66.1%)	Davis (65.1%)	Curtis (64.7%)
CSU	Dixon (87.1%)	Ferguson (81.9%)	Fluellen (78.5%)	Francis (77.6%)	Curtis (75.8%)
TSU					
Miami					
UTSA					
UAB					
WKU					
UTEP					
LT					
Charlotte					
FAU					
FIU					

THE LAST TIME ...

MIDDLE TENNESSEE

SHUT OUT AN OPPONENT: September 3, 2016, vs Alabama A&M. Score: 55-0

HAD AN OFFENSIVE DRIVE OF 90 OR MORE YARDS: Sept. 25, 2020 vs UTSA (96 yards, TD)

RUSHED FOR MORE THAN 300 YARDS: Oct. 26, 2019, vs FIU (471 yards)

RUSHED FOR MORE THAN 400 YARDS: Oct. 26, 2019, vs FIU (471 yards)

PASSED FOR MORE THAN 300 YARDS: Nov. 20, 2021, vs ODU (313 yards)

HAD MORE THAN 500 YARDS TOTAL OFFENSE: Sept. 24, 2021, vs Charlotte (502 yards)

HAD MORE THAN 600 YARDS TOTAL OFFENSE: Sept. 7, 2019, vs TSU (604 yards)

SCORED MORE THAN 50 POINTS: Oct. 27, 2018, vs ODU (51 points)

SCORED ON ITS FIRST PLAY FROM SCRIMMAGE: August 29, 2013 vs Western Carolina (Jordan Parker 65-yard run)

FAILED TO HAVE AT LEAST 150 YARDS OF TOTAL OFFENSE: September 3, 2022 vs JMU (125 yards)

FAILED TO RUSH FOR MORE THAN 100 YARDS: Sept. 3, 2022 vs JMU (28 carries, 12 yards)

FAILED TO PASS FOR MORE THAN 100 YARDS: Oct. 26, 2019 vs FIU (25 yards)

HELD AN OPPONENT TO LESS THAN 100 YARDS RUSHING: Sept. 10, 2022, vs CSU (-10 yards)

HELD AN OPPONENT TO LESS THAN 100 YARDS PASSING: Nov. 13, 2021, vs FIU (88 yards)

HELD AN OPPONENT TO LESS THAN 200 YARDS TOTAL OFFENSE: November 13, 2021, vs FIU (155 yards)

HELD AN OPPONENT TO LESS THAN 300 YARDS TOTAL OFFENSE: Sept. 10, 2022, vs CSU (246 yards)

RETURNED A KICKOFF FOR A TOUCHDOWN: November 1, 2012 vs WKU (Reggie Whatley - 96 yards)

RETURNED OPENING KICKOFF FOR A TOUCHDOWN: October 6, 2006 vs Louisville (Damon Nickson - 88 yards)

RETURNED A PUNT FOR A TOUCHDOWN: September 4, 2021 vs Monmouth (Jaylin Lane - 70 yards)

RETURNED A BLOCKED PUNT FOR A TOUCHDOWN: October 30, 2021 vs USM (Ralph Mency block, Tra Fluellen TD - 18 yards)

BLOCKED AN OPPONENT PUNT: October 30, 2021 vs USM (Ralph Mency)

BLOCKED A FIELD GOAL: Sept. 3, 2022 vs JMU (Jordan Ferguson)

RETURNED BLOCKED FIELD GOAL FOR A TOUCHDOWN: September 5, 2015 vs Jackson State (Jamarcus Howard - 63 yards)

RETURNED A PASS INTERCEPTION FOR A TOUCHDOWN: Sept. 10, 2022, vs Colorado State: (Tra Fluellen - 32 yards)

RETURNED A FUMBLE FOR A TOUCHDOWN: November 27, 2021 vs FAU (Jordan Ferguson - 71 yards)

SCORED A SAFETY: Nov. 13, 2021, vs FIU (Cook sack for safety)

SCORED A 2-POINT CONVERSION: September 24, 2021 vs Monmouth (Jaylin Lane reception)

SCORED A TD ON OFFENSE, DEFENSE AND SPECIAL TEAMS: Oct. 30, 2021 vs USM

SCORED ON GAMES FINAL PLAY FOR WIN: Oct. 24, 2013 vs Marshall (9-yard TD catch by Tavarres Jefferson 0:00 on clock) Final Score: MT 51, Marshall 49

PLAYER RUSHED FOR MORE THAN 100 YARDS: Oct. 2, 2021, vs Marshall (C. Mobley 132 yards)

TWO PLAYERS RUSHED FOR MORE THAN 100 YARDS: Oct. 26, 2019, vs FIU (A. O'Hara 159 yards; J. McDonald 138 yards, T. West 130 yards)

THREE PLAYERS RUSHED FOR MORE THAN 100 YARDS: Oct. 26, 2019, vs FIU (A. O'Hara 159 yards; J. McDonald 138 yards, T. West 130 yards)

TWO PLAYERS RUSHED FOR MORE THAN 200 YARDS: November 26, 2016, FAU (I'Tavius Mathers - 213; Richie James - 207)

PLAYER RUSHED FOR MORE THAN 200 YARDS: November 26, 2016, FAU (I'Tavius Mathers - 213; Richie James - 207)

PLAYER HAD 100 OR MORE YARDS RECEIVING: Dec. 17, 2021, vs Toledo (Jarrin Pierce - 114 yards)

PLAYER HAD 100 YARDS RUSHING AND 100 YARDS RECEIVING: Nov. 26, 2016 vs FAU (Richie James - 207 rushing, 120 receiving)

PLAYER HAD 200 YARDS RUSHING AND 100 YARDS RECEIVING: Nov. 26, 2016 vs FAU (Richie James - 207 rushing, 120 receiving)

TWO PLAYERS HAD 100 OR MORE RECEIVING YARDS: Nov. 16, 2019, vs Rice (Ty Lee - 154 yards; Jimmy Marshall - 112 yards)

HAD 300-YD PASSER, 100-YD RECEIVER, 100-YD RUSHER: Oct. 15, 2016 (B. Stockstill 434 passing, R. James 223 receiving, I. Mathers 143 rushing)

PLAYER HAD MULTIPLE INTERCEPTIONS: Sept. 18, 2021 vs UTSA (Quincy Riley - 2 INTs)

PLAYED AN OVERTIME GAME: October 24, 2020 vs Rice (MT 40, Rice 34; 2 OT)

OPPONENT

MIDDLE TENNESSEE WAS SHUT OUT: Sept. 5, 2020 vs Army. Score: 42-0

RUSHED FOR MORE THAN 250 YARDS: Sept. 3, 2022 by JMU (261 yards)

RUSHED FOR MORE THAN 400 YARDS: Oct. 17, 2020, by North Texas (462 yards)

PASSED FOR MORE THAN 300 YARDS: Nov. 27, 2021, by FAU (328 yards)

PASSED FOR MORE THAN 400 YARDS: November 17, 2017, by WKU (485 yards)

HAD MORE THAN 500 YARDS TOTAL OFFENSE: Sept. 3, 2022, by JMU (548 yards)

HAD MORE THAN 600 YARDS TOTAL OFFENSE: Oct. 17, 2020, by North Texas (768 yards)

HELD MT TO LESS THAN 100 YARDS OF TOTAL OFFENSE: September 15, 2007 vs LSU (90 yards)

HELD MT TO LESS THAN 50 TOTAL RUSHING YARDS: Sept. 3, 2022 vs JMU, (12 yards)

HELD MT TO LESS THAN 100 TOTAL PASSING YARDS: November 29, 2014 vs UTEP (99 yards)

SCORED 50 POINTS: December 24, 2016 by Hawaii: Score: 52-35

RETURNED A KICKOFF FOR A TOUCHDOWN: September 19, 2015, by Charlotte (Uriah LeMay - 48 yards)

RETURNED A PUNT FOR A TOUCHDOWN: September 15, 2018, by Georgia (Mecole Hardman - 70 yards)

SCORED ON A KICKOFF AND PUNT RETURN IN SAME GAME: September 5, 2009, by Clemson

RETURNED A BLOCKED PUNT FOR A TOUCHDOWN: Oct. 19, 2019, North Texas (D. Harrison)

BLOCKED A PUNT: Oct. 19, 2019, North Texas (D. Gaddie)

BLOCKED A FIELD GOAL: October 17, 2020, by North Texas

BLOCKED A PAT: Sept. 25, 2020 by UTSA

RETURNED A PASS INTERCEPTION FOR A TOUCHDOWN: Nov. 6, 2021, by WKU (Beanie Bishop - 38 yards)

RETURNED A FUMBLE FOR A TOUCHDOWN: October 30, 2021, vs USM (Jordan Branch - 29 yards)

SCORED A SAFETY: Sept. 3, 2022 by JMU

SCORED A TWO-POINT CONVERSION: Oct. 9, 2021 (Liberty)

PLAYER RUSHED FOR 100 YARDS: Sept. 3, 2022, JMU (Todd Centeio - 110 yds)

HAD OVER 130 YARDS IN PUNT RETURNS: September 5, 2009, by Clemson (5-135 yards)

CAREER HIGHS

#0 DE RICHARD KINLEY

Tackles.....7 vs Marshall, 2020
Solo Tackles.....3 vs VT, Liberty, 2021
Tackles for Loss.....1.5 vs Rice, 2020; Liberty, 2021
Sacks.....1.0, three times
Fumble Recovery.....1 vs Monmouth, 2021
Pass Breakup.....1 vs USM, 2021

#1 CB TELDRICK ROSS

Tackles.....11 vs JMU, 2022
Solo Tackles.....6, three times
Pass Breakups.....3 vs Toledo, 2021
Fumble Recovery.....1 vs UTSA, 2021
Interceptions.....1 vs Monmouth, 2021 (TD)
Tackles for Loss.....1.0, four times

#2 WR IZAAH GATHINGS

Receptions.....14 vs Charleston So., 2019
Receiving Yards.....172 vs Charleston So., 2019
Long Reception.....43 vs NC Central, 2019
Receiving TD.....2, four times

#3 WR DJ ENGLAND-CHISOLM

Receptions.....9 vs ODU, 2021
Receiving Yards.....85 vs UTSA, 2020
Long Reception.....80 vs TSU, 2019
Receiving TD.....1, five times

#4 LB JOHNATHAN BUTLER

Tackles.....10 vs Rice, 2020
Solo Tackles.....4 vs Toledo, 2021
Tackles for Loss.....1.0 vs FIU, 2020
Interceptions.....1 vs Troy, 2020
Fumble Recovery.....1 vs Rice, 2020 (TD)
Forced Fumble.....1 vs WKU, 2021

#5 WR BUD TOLBERT

Receptions.....1 vs CSU, 2022
Receiving Yards.....12 vs CSU, 2022
Long Reception.....12 vs CSU, 2022
Touchdown.....0

#6 S DEIDRICK STANLEY

Tackles.....6 vs JMU, 2022
Solo Tackles.....4 vs Marshall, 2021
Tackles for Loss.....2.0 vs Marshall, 2021
Pass Breakups.....1, twice
Forced Fumble.....1 vs USM, 2021
Interception.....1 vs Marshall, 2021
Sacks.....1 vs USM, 2021

#7 PK ZEKE RANKIN

Field Goals.....2 vs FIU, FAU, 2021
Longest Field Goal.....46 yards vs FIU, 2021
Most Points.....12 vs FIU, 2021

#7 DL ZAYLIN WOOD

Tackles.....5 vs Monmouth, UTSA, 2021
Solo Tackles.....3 vs Monmouth, 2021
Tackles for Loss.....1.5 vs WKU, 2021
Sacks.....0
Blocked Kick.....1 vs UTSA, 2021 (FG)
Fumble Recovery.....1 vs Charlotte, 2021
Receptions.....1 vs FAU, 2021 (TD)
Interceptions.....1 vs Toledo, 2021
Pass Breakup.....1 vs JMU, 2022

#8 LB DEVYN CURTIS

Tackles.....5 vs CSU, 2022
Solo Tackles.....3.0 vs CSU, 2022
Tackles for Loss.....0.5, four times
Pass Breakups.....0

Interception.....0

#9 DL JORDAN FERGUSON

Tackles.....9, three times
Solo Tackles.....6 vs ASU, 2017; vs Marshall, 2021
Tackles for Loss.....3.0 vs ODU, 2017; USM, 2021
Sacks.....2.5 vs USM, 2021
Interceptions.....1 vs FIU, 2017
Fumble Recovery.....1, three times
Forced Fumble.....1, five times
Pass Breakup.....1 vs UConn, 2021; vs JMU, 2022
Blocked Kicks.....1 vs JMU, 2022 (FG)

#10 DL JA'KERRIUS WYATT

Tackles.....5 vs ODU, 2021
Solo Tackles.....2 vs VT, ODU, 2021
Fumble Recovery.....1 vs USM, 2021; vs CSU, 2022
Tackles for Loss.....0.5 vs CSU, 2022
Sacks.....0

#11 QB NICK VATTIATO

Attempts.....49 vs ODU, 2021
Completions.....34 vs ODU, 2021
Passing Yards.....304 vs ODU, 2021
Passing TD.....2 vs WKU, FIU, Toledo, 2021
Long Pass.....59 vs Toledo, 2021
Interceptions.....5 vs WKU, 2021
Rushes.....9 vs FIU, 2021
Rushing Yards.....25 vs FIU, 2021
Rushing TD.....0
Long Run.....10 vs FIU, 2021

#11 S MARVAE MYERS

Tackles.....4 vs Marshall, 2019; vs Troy, 2020
Solo Tackles.....4 vs Marshall, 2019
Pass Breakups.....1 vs Troy, 2020
Interceptions.....0

#13 P KYLE ULBRICH

Punts.....10 vs UTSA, 2021
Punting Yards.....441 vs UTSA, 2021
Average.....51.5 vs Army, 2020
Long Punt.....75 vs FIU, 2020
Downed Inside 20.....5 vs UTSA, 2021

#13 WR JAVONTE SHERMAN

Receptions.....0
Receiving Yards.....0
Long Reception.....0
Touchdown.....0

#15 WR JACOB COLEMAN

Receptions.....1 vs JMU, 2022
Receiving Yards.....16 vs JMU, 2022
Long Reception.....16 vs JMU, 2022
Touchdown.....0

#16 QB CHASE CUNNINGHAM

Attempts.....42 vs Liberty, 2021
Completions.....31 vs CSU, 2022
Passing Yards.....379 vs Charlotte, 2021
Passing TD.....5 vs Charlotte, 2021
Long Pass.....57 vs ODU, 2019
Rushes.....12 vs CSU, 2022
Rushing Yards.....65 vs Charlotte, 2021
Rushing TD.....1 vs UNT, 2019
Long Run.....27 vs Charlotte, 2021

#17 S TRA FLUELLEN

Tackles.....9 vs CSU, 2022
Solo Tackles.....5 vs JMU, 2022
Tackles for Loss.....1.0 vs Monmouth, 2021

Pass Breakups.....TBD
Interception.....1 vs CSU, 2022 (TD)

#18 LB JAMES DOUGLAS

Tackles.....0
Solo Tackles.....0
Tackles for Loss.....0
Pass Breakups.....0

#19 RB A'VARIUS SPARROW

Rushes.....6 vs JMU, 2022
Rushing Yards.....41 vs CSU, 2022
Rushing TD.....0
Long Run.....25 vs CSU, 2022
Receptions.....1 vs JMU, CSU, 2022
Receiving Yards.....5 vs JMU, 2022
Long Reception.....5 vs JMU, 2022

#21 RB JOE ERVIN

Rushes.....1 vs JMU, 2022
Rushing Yards.....-1 vs JMU, 2022
Rushing TD.....0
Long Run.....0
Receptions.....0
Receiving Yards.....0
Long Reception.....0

#22 WR ANDREW PAIGE

Receptions.....0
Receiving Yards.....0
Long Reception.....0
Touchdown.....0

#23 CB JALEN JACKSON

Tackles.....5 vs Marshall, 2021; vs JMU, 2022
Solo Tackles.....4 vs JMU, 2022
Tackles for Loss.....1.0, twice
Pass Breakups.....1 vs Rice, 2020; vs CSU, 2022
Forced Fumble.....1 vs UConn, 2021
Interception.....1 vs Marshall, 2021
Sacks.....1 vs USM, 2021

#24 RB DARIUS BRACY

Rushes.....4 vs JMU, 2022
Rushing Yards.....14 vs JMU, 2022
Rushing TD.....0
Long Run.....7 vs JMU, 2022
Receptions.....1 vs JMU, CSU, 2022
Receiving Yards.....0
Long Reception.....0

#25 WR BRYCE BAILEY

Receptions.....0
Receiving Yards.....0
Long Reception.....0
Touchdown.....0

#31 CB DEONTE STANLEY

Tackles.....3 vs FIU, 2021; vs JMU, CSU, 2022
Solo Tackles.....3 vs CSU, 2022
Pass Breakups.....0
Interception.....0

#33 CB DECORIAN PATTERSON

Tackles.....9 vs FIU, 2020
Solo Tackles.....6, four times
Tackles for Loss.....2.5 vs Troy, 2020
Pass Breakups.....2, five times
Sacks.....1.5 vs Troy, 2020
Interceptions.....1 vs Troy, 2020; vs Liberty, 2021
Fumble Recovery.....1 vs WKU, 2020; FIU, 2021
Forced Fumble.....1 vs FIU, 2020

CAREER HIGHS

#35 LB JALEN DAVIS

Tackles..... 5 vs Rice, 2019; vs JMU, 2022
 Solo Tackles.....5 vs JMU, 2022
 Tackles for Loss.....3.0 vs JMU, 2022
 Pass Breakups 0
 Forced Fumble1 vs CSU, 2022
 Sacks.....0.5 vs CSU, 2022

#36 RB FRANK PEASANT

Rushes 22 vs CSU, 2022
 Rushing Yards.....93 vs CSU, 2022
 Rushing TD2 vs CSU, 2022
 Long Run.....25 vs Toledo, 2021; vs CSU, 2022
 Receptions.....3 vs FIU, 2021
 Receiving Yards11 vs FIU, 2021
 Long Reception 9 vs FIU, 2021

#40 LB DREW FRANCIS

Tackles..... 6 vs JMU, 2022
 Solo Tackles.....2 vs JMU, 2022
 Tackles for Loss.....1.0 vs CSU, 2022
 Sacks.....1.0 vs CSU, 2022
 Interceptions..... 0

#49 DL JORDEN STARLING

Tackles.....7 vs Troy, 2020
 Solo Tackles.....5 vs Troy, 2020
 Tackles for Loss.....1.0, three times
 Sacks.....1 vs USM, 2021
 Pass Breakup1 vs UTSA, 2020
 Forced Fumble.....1 vs Monmouth, 2021
 Blocked Kick1 vs Charlotte, 2021 (FG)

#57 DL MARLEY COOK

Tackles..... 4 vs Monmouth, 2021
 Solo Tackles.....3 vs Monmouth, 2021
 Tackles for Loss.....1.0 vs Monmouth, 2021
 Sacks.....2.0 vs CSU, 2022
 Forced Fumble.....1 vs Monmouth, 2021
 Interception.....1 vs USM, 2021
 Safety.....1 vs FIU, 2021

#83 WR JAYLIN LANE

Receptions.....10 vs ODU, 2021
 Receiving Yards107 vs ODU, 2021
 Long Reception 35 vs Monmouth, 2021
 Receiving TD.....1, four times
 Long Punt Return.....70 vs Monmouth, 2021

#84 WR ELIJAH METCALF

Receptions..... 3 vs VT, 2021
 Receiving Yards 48 vs VT, 2021
 Long Reception 42 vs CSU, 2022
 Receiving TD.....1 vs CSU, 2022

#86 WR JEREMY TATE

Receptions..... 0
 Receiving Yards 0
 Long Reception 0
 Touchdown 0

#87 WR MARQUEL TINSLEY

Receptions..... 3 vs FIU, 2020
 Receiving Yards38 vs FIU, 2020
 Long Reception23 vs FIU, 2020
 Receiving TD.....1 vs VT, 2021

#89 WR YUSUF ALI

Receptions.....9 vs Toledo, 2021
 Receiving Yards98 vs Rice, 2020
 Long Reception 36 vs WKU, 2021
 Touchdown1, five times

#94 DL RALPH MENCY

Tackles.....2, three times
 Solo Tackles.....1, four times
 Tackles for Loss..... 0
 Sacks..... 0
 Blocked Kick1 vs USM, 2021 (punt)


#97 DL QUINDARIUS DUNNIGAN

Tackles.....7 vs CSU, 2022
 Solo Tackles.....3 vs CSU, 2022
 Tackles for Loss.....3.5 vs CSU, 2022
 Sacks.....2.5 vs CSU, 2022
 Pass Breakups1 vs CSU, 2022

#99 DL JORDAN BRANCH

Tackles..... 4 vs Monmouth, 2021
 Solo Tackles.....1, eight times
 Tackles for Loss.....1.0 vs Michigan, 2019; VT, 2021
 Sacks.....1.0 vs Michigan, 2019
 Fumble Recovery1, three times
 Pass Breakup1 vs WKU, 2020; vs USM, 2021

MIDDLE TENNESSEE FOOTBALL

	
GAME ONE Sept. 3, 2022 Harrisonburg, VA Attendance: 23,074 TV: ESPN+	
MTSU	7
JMU	44

Score by Quarters	1	2	3	4	OT	F
JMU	0	21	16	7	-	44
MTSU	0	0	7	0	-	7

Scoring Summary

Q	Time	Team	Scoring Play
2nd	14:55	JMU	Brown 20 pass from Centeio (Wise PAT) 11-60, 3:50, JMU 7, MT 0
2nd	6:49	JMU	Brown 29 pass from Centeio (Wise PAT) 5-52, 2:17, JMU 14, MT 0
2nd	3:05	JMU	Thornton 7 pass from Centeio (Wise PAT) 7-55, 2:41, JMU 21, MT 0
3rd	13:16	JMU	Thornton 35 pass from Centeio (Wise PAT) 3-65, :46, JMU 28, MT 0
3rd	10:47	JMU	Thornton 19 pass from Centeio (Wise PAT) 3-35, 1:11, JMU 35, MT 0
3rd	10:36	JMU	Safety JMU 37, MT 0
3rd	3:31	MTSU	Ali 26 pass from Cunningham (Rankin PAT) 12-77, 4:03, JMU 37, MT 7
4th	6:49	JMU	Ravenel 9 pass from Centeio (Wise PAT) 9-80, 5:54, JMU 44, MT 7

	MT	JMU
FIRST DOWNS	10	31
RUSHES-YARDS (NET)	28-12	52-261
PASSING YARDS (NET)	113	287
Passes Comp-Att-Int	19-33-0	21-33-0
TOTAL OFFENSE PLAYS-YARDS	61-125	85-548
Fumble Returns-Yards	0-0-0	1-1-0
Punt Returns-Yards	0-0-0	4-52-0
Kickoff Returns-Yards	1-15-0	2-20-0
Interception Returns-Yards	0-0-0	0-0-0
Punts (Number-Avg)	9-42.1	5-42.0
Fumbles-Lost	1-1	1-0
Penalties-Yards	5-43	6-70
Possession Time	23:05	36:55
Third-Down Conversions	4-16	9-17
Fourth-Down Conversions	0-1	0-2
Red Zone Scores-Chances	0-0	4-6
Sacks By: Number-Yards	2-16	4-17

RUSHING: Middle Tennessee-Sparrow 6-15; Bracy 4-14; Peasant 9-3; Ervin 1-(-1); Cunningham 8-(-19). JMU-Centeio 14-110; Agyei-Obese 15-82; Palmer 10-36; Black 9-31; Malignaggi 2-7; Knight 1-(-1); Ravenel 1-(-4).


PASSING: Middle Tennessee-Cunningham 18-32-0-116; Rice 1-1-0-(-3). JMU-Centeio 21-33-0-287.

RECEIVING: Middle Tennessee-Ali 8-60; Gathings 6-34; Sherman 1-16; Sparrow 1-5; Tinsley 1-1; Bracy 2-0; Metcalf 1-(-3). JMU-Thornton 12-155; Brown 5-78; Ravenel 2-15; Black 1-25; Knight 1-14.

INTERCEPTIONS: Middle Tennessee-None. JMU-None.

FUMBLES: Middle Tennessee-Peasant 1-1. JMU-Agyei-Obese 1-0.



	
GAME TWO Sept. 10, 2022 Fort Collins, CO Attendance: 27,641 TV: EVOCA	
MTSU	34
CSU	19

Score by Quarters	1	2	3	4	OT	F
CSU	0	0	19	0	-	19
MTSU	10	17	7	0	-	34

Scoring Summary

Q	Time	Team	Scoring Play
1st	14:51	MT	Fluellen 32 INT (Rankin PAT) MT 7, CSU 0
1st	5:02	MT	Rankin 25 FG 11-63, 3:59, MT 10, CSU 0
2nd	11:37	MT	Peasant 1 run (Rankin PAT) 7-41, 2:39, MT 17, CSU 0
2nd	2:26	MT	Rankin 35 FG 17-76, 6:35, MT 20, CSU 0
2nd	1:28	MT	Peasant 1 run (Rankin PAT) 3-18, :40, MT 27, CSU 0
3rd	13:41	MT	Metcalf 42 pass from Cunningham (Rankin PAT) 4-75, 1:19, MT 34, CSU 0
3rd	8:41	CSU	Horton 48 pass from Millen (PAT failed) 3-61, 1:13, MT 34, CSU 6
3rd	6:02	CSU	Horton 69 pass from Millen (Camper PAT) 2-70, :43, MT 34, CSU 13
3rd	1:57	CSU	Horton 17 pass from Millen (Pass failed) 7-36, 2:43, MT 34, CSU 19

	MT	CSU
FIRST DOWNS	20	16
RUSHES-YARDS (NET)	41-114	34-(-10)
PASSING YARDS (NET)	266	256
Passes Comp-Att-Int	31-39-1	20-30-2
TOTAL OFFENSE PLAYS-YARDS	80-380	64-246
Fumble Returns-Yards	0-0-0	0-0-0
Punt Returns-Yards	1-12-0	2-10-0
Kickoff Returns-Yards	0-0-0	3-73-0
Interception Returns-Yards	2-32-1	1-0-0
Punts (Number-Avg)	5-42.4	6-40.3
Fumbles-Lost	1-1	3-2
Penalties-Yards	4-47	8-67
Possession Time	31:19	28:41
Third-Down Conversions	7-17	3-14
Fourth-Down Conversions	2-3	2-3
Red Zone Scores-Chances	4-4	1-3
Sacks By: Number-Yards	9-70	2-12

RUSHING: Middle Tennessee-Peasant 22-93; Cunningham 12-24; Bracy 6-(-1); Sparrow 1-(-2). CSU-Vivens 12-41; Bailey 14-7; Morrow 3-7; Millen 11-(-65).

PASSING: Middle Tennessee-Cunningham 31-39-1-266. CSU-Millen 20-30-2-256.

RECEIVING: Middle Tennessee-Gathings 11-92; Ali 5-23; Sparrow 4-41; Lane 3-46; Metcalf 2-47; Toney 2-11; Peasant 2-0; Tolbert 1-12; Bracy 1-(-6). CSU-Horton 9-186; Stovall 5-42; McCullouch 4-26; Vivens 1-6; Bailey 1-(-4).

INTERCEPTIONS: Middle Tennessee-Fluellen 1-32; Patterson 1-0. CSU-Howell 1-0.





2022-23 Middle Tenn. Football
Game Results
All games

Page 1/1
as of Sep 13, 2022

Team Results

Date	Opponent		Score	Overall	Conf	Time	Attend
09/03/2022	at James Madison	L	7-44	0-1	0-0	3:26	23074
09/10/2022	at Colorado St.	W	34-19	1-1	0-0	3:26	27641



2022-23 Middle Tenn. Football
Overall Team Statistics
All games

Page 1/2
as of Sep 13, 2022

Team Statistics

	MTSU	OPP
Scoring	41	63
Points per game	20.5	31.5
Points Off Turnovers	10	13
First Downs	30	47
Rushing	7	17
Passing	17	25
Penalty	6	5
Rushing Yardage	126	251
Yards gained rushing	193	362
Yards lost rushing	67	111
Rushing attempts	69	86
Average per rush	1.8	2.9
Average per game	63.0	125.5
TDs Rushing	2	0
Passing Yardage	373	543
Comp-Att-Int	50-72-1	41-63-2
Average per pass	5.2	8.6
Average per catch	7.5	13.2
Average per game	186.5	271.5
TDs Passing	2	9
Total offense	499	794
Total plays	141	149
Average per play	3.5	5.3
Average per game	249.5	397.0
Kick returns: #-Yards	1-15	5-93
Punt returns: #-Yards	1-12	6-62
Int returns: #-Yards	2-32	1-0
Kick return average	15.0	18.6
Punt return average	12.0	10.3
Int return average	16.0	0.0
Fumbles-Lost	2-2	4-2
Penalties-Yards	9-90	14-137
Average per game	45.0	68.5
Punts-Yards	14-591	11-452
Average per punt	42.2	41.1
Net punt average	36.4	38.2
Kickoffs-Yards	10-622	11-685
Average per kick	62.2	62.3
Net kick average	41.0	41.3
Time of possession / game	27:12	32:48
3rd-down conversion	11/33	12/31
3rd-down pct	33%	39%
4rd-down conversion	2/4	2/5



2022-23 Middle Tenn. Football
Overall Team Statistics
All games

Page 2/2
as of Sep 13, 2022

	MTSU	OPP
4rd-down pct	50%	40%
Sacks by-Yards	11-86	6-29
Misc Yards	0	0
Touchdowns scored	5	9
Field goals - attempts	2-2	0-2
On-Side kicks	0-0	0-0
Red-zone scores	(4-4) 100%	(5-9) 56%
Red-zone touchdowns	(2-4) 50%	(5-9) 56%
PAT-attempts	(5-5) 100%	(7-8) 88%
2-point conversion-attempts	(0-0) 0%	(0-1) 0%
Attendance	0	50715
Games / Avg per game	0/0	2/25358
Neutral site games	-	0/0

Score by Periods

Team	1st	2nd	3rd	4th	OT	TOT
Middle Tenn.	10	17	14	0	0	41
Opponents	0	21	35	7	0	63



2022-23 Middle Tenn. Football
Individual Statistics
All games

Page 1/2
as of Sep 13, 2022

Rushing

Player	gp	att	gain	loss	net	avg	td	lg	avg/g
Frank Peasant	2	31	114	18	96	3.1	2	25	48.0
Chase Cunningham	2	20	40	35	5	0.3	0	11	2.5
Darius Bracy	2	10	22	9	13	1.3	0	9	6.5
A'Varius Sparrow	2	7	17	4	13	1.9	0	7	6.5
Joe Ervin	1	1	0	1	-1	-1.0	0	0	-1.0
Total	2	69	193	67	126	1.8	2	25	63.0
Opponents	2	86	362	111	251	2.9	0	27	125.5

Passing

Player	gp	effic	comp-att-int	pct	yds	td	lg	avg/g
Chase Cunningham	2	120.0	49-71-1	69.0	376	2	42	188.0
Preston Rice	1	74.8	1-1-0	100.0	-3	0	0	-3.0
Total	2	119.4	50-72-1	69.4	373	2	42	186.5
Opponents	2	178.3	41-63-2	65.1	543	9	69	271.5

Receiving

Player	gp	no.	yds	avg	td	lg	avg/g
Izaiah Gathings	2	17	126	7.4	0	26	63.0
Yusuf Ali	2	13	83	6.4	1	26	41.5
A'Varius Sparrow	2	5	46	9.2	0	25	23.0
Jaylin Lane	1	3	46	15.3	0	30	46.0
Elijah Metcalf	2	3	44	14.7	1	42	22.0
A.J. Toney	2	2	11	5.5	0	7	5.5
Darius Bracy	2	2	-12	-6.0	0	0	-6.0
Frank Peasant	2	2	0	0.0	0	2	0.0
Marquel Tinsley	2	1	1	1.0	0	1	0.5
Javonte Sherman	1	1	16	16.0	0	16	16.0
Bud Tolbert	2	1	12	12.0	0	12	6.0
Total	2	50	373	7.5	2	42	186.5
Opponents	2	41	543	13.2	9	69	271.5

Punt Returns

Player	no.	yds	avg	td	lg
Jaylin Lane	1	12	12.0	0	12
Total	1	12	12.0	0	12
Opponents	6	62	10.3	0	18

Interceptions

Player	no.	yds	avg	td	lg
Tra Fluellen	1	32	32.0	1	32
Decorian Patterson	1	0	0.0	0	0
Total	2	32	16.0	1	32
Opponents	1	0	0.0	0	0

Kick Returns

Player	no.	yds	avg	td	lg
Teldrick Ross	1	15	15.0	0	15
Total	1	15	15.0	0	15
Opponents	5	93	18.6	0	34

Fumble Returns

Player	no.	yds	avg	td	lg
Ja'Kerrius Wyatt	1	0	0.0	0	0
Jordan Branch	1	0	0.0	0	0
Total	2	0	0.0	0	0
Opponents	2	1	0.5	0	1



2022-23 Middle Tenn. Football
Individual Statistics
All games

Page 2/2
as of Sep 13, 2022

Scoring

Player	td	fg	PAT						pts
			kick	rush	rcv	pass	dxp	saf	
Frank Peasant	2	-	-	-	-	-	-	-	12
Zeke Rankin	-	2-2	5-5	-	-	-	-	-	11
Tra Fluellen	1	-	-	-	-	-	-	-	6
Yusuf Ali	1	-	-	-	-	-	-	-	6
Elijah Metcalf	1	-	-	-	-	-	-	-	6
Total	5	2-2	5-5	0	0	0	0	0	41
Opponents	9	0-2	7-8	0	0	0	0	1	63

Total Offense

Player	g	plays	rush	pass	total	avg/g
Chase Cunningham	2	91	5	376	381	190.5
Frank Peasant	2	31	96	0	96	48.0
Darius Bracy	2	10	13	0	13	6.5
A'Varius Sparrow	2	7	13	0	13	6.5
Joe Ervin	1	1	-1	0	-1	-1.0
Preston Rice	1	1	0	-3	-3	-3.0
Total	2	141	126	373	499	249.5
Opponents	2	149	251	543	794	397.0

Field Goals

Player	fg	pct.	01-19	20-29	30-39	40-49	50-99	lg	blk
Zeke Rankin	2-2	100.0	0-0	1-1	1-1	0-0	0-0	35	0
Opponents	0-2	0.0	0-0	0-0	0-1	0-1	0-0	0	1

Punting

Player	no.	yds	avg	lg	tb	fc	i20	50+	blk
Kyle Ulbrich	14	591	42.2	54	1	3	3	5	0
Total	14	591	42.2	54	1	3	3	5	0
Opponents	11	452	41.1	61	1	6	2	1	0

FG Sequence

Team Name	Middle Tenn.	Opponents
Colorado St.	(25),(35)	43
James Madison		37

Numbers in (parentheses) indicate field goal was made

Kickoffs

Player	no.	yds	avg	tb	ob	retn	net	ydln
Scott Payne	10	622	62.2	4	0			
Total	10	622	62.2	4	0	5	41	24
Opponents	11	685	62.3	6	0	1	41.3	23

All Purpose

Player	g	rush	rcv	pr	kr	ir	total	avg/g
Izaiah Gathings	2	0	126	0	0	0	126	63.0
Frank Peasant	2	96	0	0	0	0	96	48.0
Yusuf Ali	2	0	83	0	0	0	83	41.5
A'Varius Sparrow	2	13	46	0	0	0	59	29.5
Jaylin Lane	1	0	46	12	0	0	58	58.0
Elijah Metcalf	2	0	44	0	0	0	44	22.0
Tra Fluellen	2	0	0	0	0	32	32	16.0
Javonte Sherman	1	0	16	0	0	0	16	16.0
Teldrick Ross	2	0	0	0	15	0	15	7.5
Bud Tolbert	2	0	12	0	0	0	12	6.0
A.J. Toney	2	0	11	0	0	0	11	5.5
Chase Cunningham	2	5	0	0	0	0	5	2.5
Darius Bracy	2	13	-12	0	0	0	1	0.5
Marquel Tinsley	2	0	1	0	0	0	1	0.5
Joe Ervin	1	-1	0	0	0	0	-1	-1.0
Total	2	126	373	12	15	32	558	279.0
Opponents	2	251	543	62	93	0	949	474.5



2022-23 Middle Tenn. Football
Overall Defense Statistics
All games

Page 1/1
as of Sep 13, 2022

Team Defense

			Tackles				Sacks	Pass defense			Fumbles		blkd	
##	Player	gp	ua	a	tot	tfl/yds	no-yds	int-yds	brup	qbh	fr-yds	ff	kick	saf
1	Teldrick Ross	2	12	8	20	1-1	.	.	.	1
17	Tra Fluellen	2	8	7	15	.	.	1-32
9	Jordan Ferguson	2	6	8	14	2-29	2-29	.	1	1	.	2	1	.
34	Christian Dixon	2	5	7	12	2.5-8	2-8	.	.	2	.	1	.	.
40	Drew Francis	2	3	8	11	1-7	1-7	.	.	1
6	Deidrick Stanley	2	4	7	11	1
8	Devyn Curtis	2	4	5	9	2
33	Decorian Patterson	2	6	3	9	0.5-1	.	1-0	2
23	Jalen Jackson	2	5	3	8	0.5-2	.	.	1
97	Quindarius Dunnigan	2	3	5	8	3.5-23	2.5-20	.	1
35	Jalen Davis	2	6	1	7	3.5-11	0.5-3	1	.	.
41	Raquon Hartley	2	2	5	7
44	Jalen Rayam	2	2	4	6	2-10	0.5-4
31	Deonte Stanley	2	4	2	6
57	Marley Cook	2	3	2	5	2.5-15	2.5-15	.	.	1
89	Yusuf Ali	2	4	.	4
30	Jakobe Thomas	1	1	2	3
99	Jordan Branch	2	.	3	3	1-0	.	.	.
49	Jorden Starling	2	.	2	2	0.5-2
10	Ja'Kerrius Wyatt	2	1	1	2	0.5-2	.	.	.	1	1-0	.	.	.
94	Ralph Mency	2	1	1	2
22	Chris Johnson	2	1	.	1
28	De'Arre McDonald	2	1	.	1
7	Zaylin Wood	2	.	1	1	.	.	.	1
92	Damonte Smith	1	1	.	1	1-4
82	Taharin Sudderth	2	.	1	1
	Totals	2	83	86	169	21-115	11-86	2-32	6	10	2-0	4	1	0
	Opponents	2	75	84	159	27-87	6-29	1-0	5	7	2-1	2	0	1



2022-23 Middle Tenn. Football
Team Game-by-Game Comparison
All games

Page 1/1
as of Sep 13, 2022

Opponent	Score	First Downs				Rushing Number-Yards	Passing		Total Offense Plays-Yards	Return Yards	Turn- Overs
		Total	Rush	Pass	Pen		Comp-Att.-Int	Yards			
James Madison	7-44	10 / 31	2 / 14	6 / 15	2 / 2	28-12 / 52-261	19-33-0 / 21-33-0	107 / 287	61-119 / 85-548	15 / 73	1 / 0
Colorado St.	34-19	20 / 16	5 / 3	11 / 10	4 / 3	41-114 / 34--10	31-39-1 / 20-30-2	266 / 256	80-380 / 64-246	44 / 83	2 / 4
Totals	41-63	30 / 47	7 / 17	17 / 25	6 / 5	69-126 / 86-251	50-72-1 / 41-63-2	373 / 543	141-499 / 149-794	59 / 156	3 / 4

Opponents	3rd Down Conversion	4th Down Conversion	Time of Possession	TOP Margin	Avg Yds/Rush	Avg Yds/Pass	Avg Yds/Play	Punting Number-Avg	Penalties	
									Number-Yards	Sacks
James Madison	4-16 / 9-17	0-1 / 0-2	23:05 / 36:55	-13:50	0.4 / 5.0	3.2 / 8.7	2.0 / 6.4	9-42.1 / 5-42.0	5-43.0 / 6-70.0	2 / 4
Colorado St.	7-17 / 3-14	2-3 / 2-3	31:19 / 28:41	02:38	2.8 / -0.3	6.8 / 8.5	4.8 / 3.8	5-42.4 / 6-40.3	4-47.0 / 8-67.0	9 / 2
Totals	11-33 / 12-31	2-4 / 2-5	54:24 / 65:36	-11:12	1.8 / 2.9	5.2 / 8.6	3.5 / 5.3	14-42.2 / 11-41.1	9-90.0 / 14-137.0	11 / 6

Note: Game totals are displayed in the format TEAM/OPPONENT for each category



2022-23 Middle Tenn. Football
Passing Game-by-Game
All games

Page 1/1
as of Sep 13, 2022

#6 Preston Rice	Comp	Att	Int	Pct	Yards	TD	Long	Sacked	Effic.
James Madison	1	1	0	100.0	-3	0	0	0-0	74.8
Totals	1	1	0	100.0	-3	0	0	0-0	74.8

#16 Chase Cunningham	Comp	Att	Int	Pct	Yards	TD	Long	Sacked	Effic.
James Madison	18	32	0	56.3	110	1	26	4-17	95.4
Colorado St.	31	39	1	79.5	266	1	42	2-12	140.1
Totals	49	71	1	69.0	376	2	42	6-29	120.0



2022-23 Middle Tenn. Football
Rushing/Receiving Game-by-Game
All games

Page 1/1
as of Sep 13, 2022

Rushing

Player	No-Yds/TD	JMU	CSU
Frank Peasant	31-96/2	9-3/0	22-93/2
Chase Cunningham	20-5/0	8--19/0	12-24/0
Darius Bracy	10-13/0	4-14/0	6--1/0
A'Varius Sparrow	7-13/0	6-15/0	1--2/0
Joe Ervin	1--1/0	1--1/0	DNP

Receiving

Player	No-Yds/TD	JMU	CSU
Izaiah Gathings	17-126/0	6-34/0	11-92/0
Yusuf Ali	13-83/1	8-60/1	5-23/0
A'Varius Sparrow	5-46/0	1-5/0	4-41/0
Jaylin Lane	3-46/0	DNP	3-46/0
Elijah Metcalf	3-44/1	1--3/0	2-47/1
A.J. Toney	2-11/0	-	2-11/0
Frank Peasant	2-0/0	-	2-0/0
Darius Bracy	2--12/0	1--6/0	1--6/0
Javonte Sherman	1-16/0	1-16/0	DNP
Bud Tolbert	1-12/0	-	1-12/0
Marquel Tinsley	1-1/0	1-1/0	-



2022-23 Middle Tenn. Football
Total Tackles Game-by-Game
All games

Page 1/1
as of Sep 13, 2022

Total Tackles

Player	S-A	Total	JMU	CSU
Teldrick Ross	12-8	20	6-5	6-3
Tra Fluellen	8-7	15	5-2	3-5
Jordan Ferguson	6-8	14	5-4	1-4
Christian Dixon	5-7	12	2-2	3-5
Deidrick Stanley	4-7	11	3-3	1-4
Drew Francis	3-8	11	2-4	1-4
Decorian Patterson	6-3	9	5-2	1-1
Devyn Curtis	4-5	9	1-3	3-2
Jalen Jackson	5-3	8	4-1	1-2
Quindarius Dunnigan	3-5	8	1-1	2-4
Jalen Davis	6-1	7	5-0	1-1
Raquon Hartley	2-5	7	2-3	0-2
Deonte Stanley	4-2	6	1-2	3-0
Jalen Rayam	2-4	6	1-0	1-4
Marley Cook	3-2	5	2-0	1-2
Yusuf Ali	4-0	4	3-0	1-0
Jakobe Thomas	1-2	3	1-2	DNP
Jordan Branch	0-3	3	0-1	0-2
Ja'Kerrius Wyatt	1-1	2	1-0	0-1
Ralph Mency	1-1	2	1-1	-
Jorden Starling	0-2	2	-	0-2
Chris Johnson	1-0	1	-	1-0
De'Arre McDonald	1-0	1	-	1-0
Damonte Smith	1-0	1	1-0	DNP
Zaylin Wood	0-1	1	-	0-1
Taharin Sudderth	0-1	1	-	0-1



2022-23 Middle Tenn. Football
Tackles Breakdown
All games

Page 1/1
as of Sep 13, 2022

All Tackles

Player	Total	Rush	Pass	Sack	KO	Punt	Int	Fumb	FF	Other
Teldrick Ross	20	0	0	1	0	0	0	0	0	19
Tra Fluellen	15	0	0	0	0	0	0	0	0	15
Jordan Ferguson	14	0	0	2	0	0	0	0	0	12
Christian Dixon	12	0	0	2.5	0	0	0	0	0	9.5
Deidrick Stanley	11	0	0	0	0	0	0	0	0	11
Drew Francis	11	0	0	1	0	0	0	0	0	10
Decorian Patterson	9	0	0	0.5	0	0	0	0	0	8.5
Devyn Curtis	9	0	0	0	0	0	0	0	0	9
Quindarius Dunnigan	8	0	0	3.5	0	0	0	0	0	4.5
Jalen Jackson	8	0	0	0.5	0	0	0	0	0	7.5
Raquon Hartley	7	0	0	0	0	0	0	0	0	7
Jalen Davis	7	0	0	3.5	0	0	0	0	0	3.5
Jalen Rayam	6	0	0	2	0	0	0	0	0	4
Deonte Stanley	6	0	0	0	0	0	0	0	0	6
Marley Cook	5	0	0	2.5	0	0	0	0	0	2.5
Yusuf Ali	4	0	0	0	0	0	0	0	0	4
Jordan Branch	3	0	0	0	0	0	0	0	0	3
Jakobe Thomas	3	0	0	0	0	0	0	0	0	3
Jorden Starling	2	0	0	0.5	0	0	0	0	0	1.5
Ralph Mency	2	0	0	0	0	0	0	0	0	2
Ja'Kerrius Wyatt	2	0	0	0.5	0	0	0	0	0	1.5
Zaylin Wood	1	0	0	0	0	0	0	0	0	1
De'Arre McDonald	1	0	0	0	0	0	0	0	0	1
Damonte Smith	1	0	0	1	0	0	0	0	0	0
Taharin Sudderth	1	0	0	0	0	0	0	0	0	1
Chris Johnson	1	0	0	0	0	0	0	0	0	1
Total	169	0	0	21	0	0	0	0	0	148

Rushing Tackles

Player	No.
Total	0

Passing Tackles

Player	No.
Total	0

Special Teams Tackles

Player	Total	KO	Punt
Total	0	0	0

Kickoff return Tackles

Player	No.
Total	0

Punt Return Tackles

Player	No.
Total	0



**2022-23 Middle Tenn. Football
Tackles For Loss Game-by-Game
All games**

Page 1/1
as of Sep 13, 2022

Player	UA-A	Total	JMU	CSU
Jalen Davis	3-1	3.5	3.0-8	0.5-3
Quindarius Dunnigan	2-3	3.5	-	3.5-23
Christian Dixon	2-1	2.5	0.5-0	2.0-8
Marley Cook	2-1	2.5	1.0-7	1.5-8
Jordan Ferguson	2-0	2.0	1.0-9	1.0-20
Jalen Rayam	1-2	2.0	1.0-4	1.0-6
Teldrick Ross	1-0	1.0	-	1.0-1
Drew Francis	1-0	1.0	-	1.0-7
Damonte Smith	1-0	1.0	1.0-4	DNP
Ja'Kerrius Wyatt	0-1	0.5	-	0.5-2
Jalen Jackson	0-1	0.5	-	0.5-2
Decorian Patterson	0-1	0.5	0.5-1	-
Jorden Starling	0-1	0.5	-	0.5-2



2022-23 Middle Tenn. Football
All-Purpose Yards Game-by-Game
All games

Page 1/1
as of Sep 13, 2022

Player	Total	JMU	CSU
Izaiah Gathings	126	34	92
Frank Peasant	96	3	93
Yusuf Ali	83	60	23
A'Varius Sparrow	59	20	39
Jaylin Lane	58	DNP	58
Elijah Metcalf	44	-3	47
Tra Fluellen	32	-	32
Javonte Sherman	16	16	DNP
Teldrick Ross	15	15	-
Bud Tolbert	12	-	12
A.J. Toney	11	-	11
Chase Cunningham	5	-19	24
Darius Bracy	1	8	-7
Marquel Tinsley	1	1	-
Joe Ervin	-1	-1	DNP



2022-23 Middle Tenn. Football
Sacks Game-by-Game
All games

Page 1/1
as of Sep 13, 2022

Player	UA-A	Total	JMU	CSU
Quindarius Dunnigan	2-1	2.5	-	2.5-20
Marley Cook	2-1	2.5	1-7	1.5-8
Jordan Ferguson	2-0	2	1-9	1-20
Christian Dixon	2-0	2	-	2-8
Drew Francis	1-0	1	-	1-7
Jalen Davis	0-1	0.5	-	0.5-3
Jalen Rayam	0-1	0.5	-	0.5-4



Fumbles

Player	No-Lost	JMU	CSU
Frank Peasant	2-2	1-1	1-1

Fumbles Forced

Player	Number	JMU	CSU
Jordan Ferguson	2	1	1
Christian Dixon	1	-	1
Jalen Davis	1	-	1

Fumbles Recovered

Player	Number	JMU	CSU
Ja'Kerrius Wyatt	1	-	1
Jordan Branch	1	-	1



Punt Returns

Player	No-Yds	JMU	CSU
Jaylin Lane	1-12	DNP	1-12

Kick Returns

Player	No-Yds	JMU	CSU
Teldrick Ross	1-15	1-15	-

Interceptions Returns

Player	No-Yds	JMU	CSU
Tra Fluellen	1-32	-	1-32
Decorian Patterson	1-0	-	1-0

Fumble Returns

Player	No-Yds	JMU	CSU
Ja'Kerrius Wyatt	1-0	-	1-0
Jordan Branch	1-0	-	1-0



2022-23 Middle Tenn. Football
Games Played
All games

Page 1/2
as of Sep 13, 2022

##	Player	GP-GS	JMU	CSU
0	Richard Kinley	0/0
1	Teldrick Ross	2/2	START	START
2	Izaiah Gathings	2/2	START	START
3	DJ England-Chisolm	1/1	START	...
4	Johnathan Butler	0/0
4	Kyle Lowe	0/0
5	Bud Tolbert	2/2	START	START
6	Preston Rice	1/0	XXX	...
6	Deidrick Stanley	2/1	XXX	START
7	Zaylin Wood	2/1	START	XXX
7	Zeke Rankin	2/0	XXX	XXX
8	Devyn Curtis	2/2	START	START
9	Jordan Ferguson	2/2	START	START
10	Ja'Kerrius Wyatt	2/0	XXX	XXX
11	Marvae Myers	1/0	...	XXX
11	Nicholas Vattiato	0/0
12	DJ Riles	0/0
13	Kyle Ulbrich	2/0	XXX	XXX
13	Javonte Sherman	1/0	XXX	...
15	Jacob Coleman	0/0
16	Chase Cunningham	2/2	START	START
17	Tra Fluellen	2/2	START	START
18	Stone Frost	0/0
18	James Douglas	2/0	XXX	XXX
19	A'Varius Sparrow	2/0	XXX	XXX
21	Joe Ervin	1/0	XXX	...
22	Chris Johnson	2/0	XXX	XXX
22	Andrew Paige	0/0
23	Jalen Jackson	2/2	START	START
23	Jalen Montgomery	1/0	...	XXX
24	Scott Payne	2/0	XXX	XXX
24	Darius Bracy	2/0	XXX	XXX
25	Tylus Hancock	0/0
25	Bryce Bailey	1/0	XXX	...
26	Emmanuel Mann	0/0
26	Jerron Newson	0/0
27	Colton Shaffer	0/0
28	De'Arre McDonald	2/0	XXX	XXX
28	Malachi Burns	0/0
30	Jakobe Thomas	1/0	XXX	...
31	Aran Mohamad-Ali	0/0
31	Deonte Stanley	2/0	XXX	XXX
32	Timar Rogers	1/0	...	XXX
33	Decorian Patterson	2/2	START	START
34	Christian Dixon	2/0	XXX	XXX
35	Jalen Davis	2/0	XXX	XXX
36	Frank Peasant	2/2	START	START
36	Justus Chadwick	0/0
37	James Shellman	2/0	XXX	XXX
38	ZaBrien Harden	1/0	...	XXX
38	Miles Tillman	0/0
39	Terry Wilkins	1/0	XXX	...
40	Drew Francis	2/2	START	START
41	Raquon Hartley	2/1	START	XXX
42	Da'Shawn Elder	1/0	...	XXX
43	Trenton Ferrell	0/0
44	Jalen Rayam	2/0	XXX	XXX
45	Jai'Brian Bouye	0/0
46	Andrew Leak	1/0	XXX	...
47	Jamison Greenway	0/0



2022-23 Middle Tenn. Football
Games Played
All games

Page 2/2
as of Sep 13, 2022

##	Player	GP-GS	JMU	CSU
48	Caden Williams	0/0
49	Jorden Starling	2/0	XXX	XXX
50	Parker Hughes	0/0
51	Nash Stidham	0/0
52	Muaaz Byard	0/0
53	Trenton Taylor-Ricker	0/0
54	Connor Dougherty	0/0
55	Jahlil Ryles	2/1	START	XXX
56	Seth Falley	2/1	XXX	START
57	Marley Cook	2/2	START	START
58	Dylan King	0/0
59	Jacob Jackson	0/0
61	J'Shun Bodiford	1/0	...	XXX
62	Jordan Palmer	2/2	START	START
63	Wilson Kelly	2/0	XXX	XXX
64	Jacqui Graham	2/2	START	START
65	Justice Spates	1/0	XXX	...
66	Alex Jones	2/0	XXX	XXX
67	Cooper Koch	0/0
68	Carson Garrison	0/0
69	Brody Butler	2/0	XXX	XXX
70	Tyler Falvey	2/2	START	START
71	Conner Griffin	0/0
72	Morgan Scott	1/0	XXX	...
73	Karter Johnson	0/0
74	Ethan Ellis	2/0	XXX	XXX
75	Jamari Williams	0/0
76	Joseph Stone	0/0
77	Keylan Rutledge	2/0	XXX	XXX
78	Mateo Guevara	0/0
79	Sterling Porcher	2/2	START	START
80	A.J. Toney	2/0	XXX	XXX
81	Mitchell Howell	0/0
82	Taharin Sudderth	2/0	XXX	XXX
83	Jaylin Lane	1/1	...	START
84	Elijah Metcalf	2/0	XXX	XXX
85	Jaylen Ward	1/0	XXX	...
86	Jeremy Tate Jr.	2/0	XXX	XXX
87	Marquel Tinsley	2/0	XXX	XXX
88	John Ojelabi	0/0
89	Yusuf Ali	2/2	START	START
92	Damonte Smith	1/0	XXX	...
93	Vincent Dinkins	1/0	XXX	...
94	Ralph Mency	2/0	XXX	XXX
95	Tyrece Edwards	1/0	XXX	...
96	Kasey Bonds	0/0
97	Quindarius Dunnigan	2/1	XXX	START
99	Jordan Branch	2/2	START	START