



MIDDLE TENNESSEE WOMEN'S BASKETBALL



GENERAL

Location Murfreesboro, Tenn.
 Founded 1911
 Enrollment 21,720
 President Dr. Sidney A. McPhee
 Director of Athletics Chris Massaro
 Associate AD/SWA Diane Turnham
 Faculty Athletics Rep. Dr. Terry Whiteside
 Nickname Blue Raiders
 Colors Royal Blue & White
 Affiliation Division I
 Conference Conference USA
 Arena Murphy Center
 Capacity 11,520
 Number of Seasons 47th in 2021-22
 All-Time Record 943-437 (1,380 overall games)

BASKETBALL STAFF

Head Coach Rick Insell
 Alma Mater Middle Tennessee, 1977
 Record at MT (years) 378-138/.733 (16)
 Career Record Same
 Overall Conference Record 231-46/.834 (16)
 Assistant Coach Kim Brewton, 12th season
 Alma Mater Liberty, 2000
 Assistant Coach Nina Davis, second season
 Alma Mater Baylor, 2017
 Assistant Coach Matt Insell, fourth season
 Alma Mater Middle Tennessee, 2007
 Dir. Player Development Eddie Sanders, third season
 Alma Mater Freed-Hardeman, 1993
 Strength & Conditioning Coach Tessa Grossman
 Athletic Trainer Jonathan Griffith
 Academic Counselor Wynnifred Counts
 Administrative Assistant Maddie Simon
 WBB Office Phone (615) 898-2968

TEAM INFORMATION

2020-21 Overall Record 17-8
 C-USA Record/Finish 12-4/First (East)
 C-USA Championship Finish 0-0
 2020-21 Final Rankings NR/NR
 2020-21 Postseason NCAA First Round
 Starters Returning/Lost 2/3
 Letterwinners Returning/Lost 6/5
 Newcomers 7

LOCAL MEDIA INFORMATION

Primary Newspaper Daily News Journal
 Sports Writer/Beat Writer Cecil Joyce
 Newspaper Murfreesboro Post
 Editor Monte Hale
 Newspaper Cannon Courier
 Editor Keith Ready
 Web Site GoBlueRaiders.com
 Beat Writer Josh Vardaman
 Radio Network WGNS (100.5/101.9 FM, 1450 AM)
 Radio Play-by-Play Dick Palmer
 Radio Color Commentary Duane Hickey

TABLE OF CONTENTS

Quick Information 1
 Athletic Communications 2-3
 Roster 4
 Schedule 5
 Opponent Information 6-8
 Player Bios 10-23
 Head Coach Rick Insell Bio 25-27
 Kim Brewton Bio 28
 Nina Davis Bio 29
 Matt Insell Bio 30
 Eddie Sanders 31
 Support Staff 32
 2020-21 Overall Stats 34
 2020-21 Conference Stats 35
 2020-21 Comparison/P-R-A 36-37
 2020-21 Notebook 38-39
 2020-21 Game Box Scores 40-46
 Hall of Fame Members 48-54
 2,000/1,000 Point Club 55-57
 Awards and Honors 58-60
 All-Time Letterwinners 61
 All-Time Jersey Numbers 62
 Class Records/Streaks 63
 Opponent Records/Margin 64
 In-Season Tournament Results 65
 Coaching History 66
 All-Time Teams 67-70
 Conference Titles 71
 All-Time Stats 72-74
 NCAA Appearances 75
 NCAA Box Scores 76-79
 WNIT Box Scores 80-83
 Individual Postseason Records 84
 Team Postseason Records 85
 Career Records 86-93
 Single Season Records 86-93
 Single Game/Other Records 86-93
 Team Game Records 94
 Team Season Records 95-96
 Year-by-Year Team Stats 97
 Year-by-Year Results 98-107
 Series Records 108-112
 All-Time vs. Conference 111
 All-Time vs. Opponents 113
 Miscellaneous Records 114
 All-Americans 115
 WNBA Players 116
 Broadcast Roster 117



THE BLUE RAIDERS ONLINE

Official Site: GoBlueRaiders.com
Facebook: Blue Raider Athletics
 MTSU Women's Basketball
Instagram: MTathletics
 MT_WBB
Twitter: @MTathletics
 @MT_WBB
 @CoachInsell

MIDDLE TENNESSEE ATHLETIC COMMUNICATIONS

CREDITS

Editorial: The 2021-22 Women's Basketball Media Information Guide is a product of the Athletic Communications Office and was written, edited, and designed by Tony Stinnett with assistance from Carson Herbert.

Mission Statement: The MTSU athletic program promotes excellence in athletics and provides academic and athletic opportunities for every student-athlete, the University, and the community. Building on tradition, the program advances the University's regional and national stature and creates opportunities for innovative partnerships throughout the region. Middle Tennessee State University continually works to maximize human, financial, and physical resources to create and heighten the quality of its sports programs.



CONTACT INFORMATION

Address

Athletic Communications
Middle Tennessee
1500 Greenland Drive
Murfreesboro, TN 37132

Athletic Communications Phone (615) 898-2968
Athletic Communications Fax..... (615) 898-5626
Press Row Phone (615) 898-2807
Basketball Office Phone (615) 898-2916
Ticket Office Phone.. (615) 898-2103 or 1-888-YES-MTSU
Athletic Department Phone (615)-898-2450
Twitter@MT_WBB
Instagram..... MTAthletics
Facebook.....MTSU Women's Basketball

Associate AD/Athletic Communications

Mark Owens (Virginia Tech, 1989)
Office: (615) 898-5057
Cell: (615) 631-9520
Twitter: @MarkOwens5
E-mail: owens@goblueraiders.com

Associate Director (WBB Contact)

Tony Stinnett (Middle Tennessee, 1990)
Office: (615) 898-5270
Cell: (615) 631-9521
Twitter: @tstinnett3
E-mail: stinnett@goblueraiders.com

Intern (Secondary WBB Contact)

Carson Herbert (South Dakota State, 2021)
Office: (615) 904-8209
Cell: (605) 759-6951
Twitter: @Carson_Herbie
E-mail: herbert@goblueraiders.com

Assistant Director

Thomas Donley (South Alabama, 2012)
Office: (615) 904-8115
Cell: (850) 723-8134
Twitter: @ericb424
E-mail: beovich@goblueraiders.com

Social Media Coordinator

Matt Posey (MTSU, 2017)
Office: (615) 494-8653
Cell: (931) 993-9179
Twitter: @MattPosey
E-mail: posey@goblueraiders.com

Media Specialist

Nathan Wallach (Middle Tennessee, 2009)
Office: (615) 904-8115
Cell: (615) 403-6424
Twitter: @n_wallach
E-mail: wallach@goblueraiders.com



DIRECTIONS TO MURPHY CENTER

From Nashville International Airport: Enter Briley Parkway continuing south to the Interstate 24 junction. Take I-24 East to Exit 76; turn left and follow Medical Center Parkway to Memorial Boulevard. Go left on Memorial to Clark Boulevard. Turn right on Clark Boulevard (at BP station). Follow Clark Blvd. (which becomes Middle Tennessee Boulevard) to intersection at Greenland Drive. Turn left on Greenland Drive. Murphy Center is located just to the right.

From Nashville: From I-24 East, take Exit 76; turn left and follow Medical Center Parkway to Memorial Boulevard. Go left on Memorial to Clark Boulevard. Turn right on Clark Boulevard (at BP station). Follow Clark Blvd. (which becomes Middle Tennessee Boulevard) to intersection at Greenland Drive. Turn left on Greenland Drive. Murphy Center is located just to the right.

From Chattanooga: Take I-24 West to Exit 81; follow U.S. Highway 231 North to Middle Tennessee Boulevard to intersection at Greenland Drive. Turn right onto Greenland Drive. The Greenland Drive parking lot is located to the right.

From Knoxville: Take Interstate 40 West to Lebanon and exit onto U.S. Highway 231 South and follow approximately 25 miles to Clark Boulevard in Murfreesboro; turn left on Clark Boulevard. Follow Clark Blvd. (which becomes Middle Tennessee Boulevard) to intersection at Greenland Drive. Turn left on Greenland Drive. Murphy Center is located just to the right.

From Birmingham, AL: Take I-65 North to Highway 96 East Franklin (TN) exit. Follow Highway 96 East to Murfreesboro. Continue east on 96 until Clark Boulevard intersection; turn right on Clark Blvd. (which becomes Middle Tennessee Boulevard) to intersection at Greenland Drive. Turn left on Greenland Drive. Murphy Center is located just to the right.

BLUE RAIDER NETWORK

Middle Tennessee's excellent women's basketball radio coverage took a significant stride in 2007-08 and will continue this season, with the flagship station for the Blue Raiders on WGNS 100.5/101.9 FM or 1450-AM in Murfreesboro.

All Blue Raider women's basketball games may also be heard on the Internet at GoBlueRaiders.com. Video streaming has been added for all Middle Tennessee home games at GoBlueRaiders.com.

Dick Palmer begins his 40th season of calling the play-by-play action for Middle Tennessee basketball and his 16th as the lead announcer for the women's basketball team. Palmer, a 1960 graduate of Middle Tennessee, has been broadcasting sporting events for the past 55 years.

Palmer and his wife, DeLois, have three sons, Richard, Mike and Jon, and two granddaughters, Kaitlyn and Abigail.

He is joined by analyst Duane Hickey.



RICK INSELL RADIO SHOW

The Blue Raider Network carries Rick Insell LIVE on WGNS AM-FM and Facebook Live each Monday night from 6:00 to 7:00 PM. This year's show will originate from Puckett's in Murfreesboro.

COVERING MT Credentials

Arrangements for media credentials for the 2021-22 basketball season should be directed to the Athletic Communications office. Requests by accredited media members should be made in an email to **Tony Stinnett** (stinnett@goblueraiders.com). Priority issuance of credentials will be given to daily publications and television stations that cover Middle Tennessee basketball on a regular basis. Student publications will be limited to two working credentials and one photo pass, if needed. Other credential requests will be fulfilled on a space-available basis.

Email Service

Basketball releases can be obtained electronically by contacting **Tony Stinnett**. The release will be sent as an HTML file. This is a media service ONLY.

Practice Coverage

Practices are open to the media. Media wishing to attend practice are encouraged to contact **Tony Stinnett** in advance. Team meetings before, during, and after practice are private. Check with the Athletic Communications office for practice times.

Media Parking

Parking space can be reserved with a request received by Middle Tennessee's Athletics Communications office at least one working day prior to the game. Media parking is located in the Greenland Drive parking lot. Satellite trucks will park on the north side of the Floyd Stadium pressbox and will enter off Middle Tennessee Boulevard just before the Faulkinberry Road entrance.

Postgame Interviews

After a 10-minute cooling off period, requested players and Head Coach Rick Insell will be made available to members of the media. The Lady Raider locker room is **CLOSED** both at home and on the road. At home, interviews will be conducted in the media room. On the road, requested players and Coach Insell will be brought to a designated area outside the locker room or to the visiting media room.

Postgame Services

Complete individual and team statistics, play-by-play, and postgame quotes will be available to the media following each game. One hour prior to tipoff, media packets containing game programs, flipcards, updated stats, and game notes will be distributed in the media working area.

Telephones

There are a limited number of telephones available along press row. They are for first-come, first-serve use only. It is suggested that media members wishing to have a private line contact Steve Prichard, director of telecommunications, at 615-898-2991. For specific line location, please list **Tony Stinnett** as the contact from the athletic department. Telephone lines for visiting radio networks have been installed by Middle Tennessee.

Radio Coverage

Radio broadcast permission must be obtained in advance, along with press row reservations. Middle Tennessee maintains a courtesy line for use by schools who can provide reciprocal arrangements for the Blue Raider Network. A radio station wishing to obtain an ISDN line must contact Steve Prichard, director of telecommunications, at 615-898-2991.

Media Will-Call

For members of the media wishing to pick their credential up at media will call, it is located at the second level of the Murphy Center near the Northeast corner.

Coach and Student-Athlete Interviews

All interviews with Head Coach Rick Insell and student-athletes should be directed through the Middle Tennessee Athletic Communications office. Contact **Tony Stinnett** at stinnett@goblueraiders.com or 615-898-5270.

Internet Guidelines

The acceptance of media credentials is an acknowledgement of Middle Tennessee's rights to the game and play-by-play coverage and an outlet's agreement to abide by any restrictions Middle Tennessee may place on real-time play-by-play coverage and use of comprehensive game statistics. Failure to abide by these restrictions implemented by MT may result in revocation of press credentials.

Middle Tennessee reserves the right to grant approval for distribution of real-time play-by-play, game-related statistics, and information through the Internet. ("real time" is defined as any online media providing live, continual play-by-play coverage, in-game statistics, digital photographs, or audio or video of an event.)

Internet Access

Press row in Murphy Center is equipped with high-speed wireless Internet. Media wishing to utilize the wireless Internet simply need to click on the Internet and use the Guest option located at the bottom of the screen. Ethernet lines are also available.

Website

All of Middle Tennessee's news releases and statistics, as well as other information pertaining to the Athletic Department, can be accessed at GoBlueRaiders.com. For more in-depth updates during the game, follow @MTAthletics and @MT_WBB on Twitter.



NUMERICAL

No	Name	Pos	Ht	Cl-Exp	Hometown/High School (Last School)
1	Courtney Blakely	G	5-8	Fr.-HS	Gary, Indiana (Bishop Noll)
2	Anastasiia Boldyreva	C	6-6	Fr.-HS	Moscow, Russia (School No. 630, G.P. Kravchenko)
3	Skye Payne	G	6-0	Fr.-HS	Trussville, Ala. (Hewitt-Trussville)
4	Gracie Dodgen	G	5-10	Fr.-HS	Sparta, Tenn. (White County)
5	Kseniya Malashka	F	6-0	r-Sr.-TR	Minsk, Belarus (VCU)
10	Jalynn Gregory	G	5-8	Fr.-HS	Lafayette, Tenn. (Macon County)
11	Anabel Latorre Ciria	F	6-3	So.-1L	Zaragoza, Spain (John Medejski Academy)
15	Dor Saar	G	5-6	r-Sr.-TR	Ma'Anit, Isreal (Maine)
22	Jada Grannum	F	6-3	So.-HS	Mississauga, Ontario (Lincoln Prep)
23	Alexis Whittington	G	5-11	Sr.-3L	Murfreesboro, Tenn. (Riverdale HS)
24	Amanda Whittington	G	5-10	Sr.-3L	Murfreesboro, Tenn. (Riverdale HS)
32	Kseniia Kozlova	F	6-4	So.-1L	Moscow, Russia (Montverde Academy)
33	Courtney Whitson	F	6-0	Jr-2L	Kingsport, Tenn. (Dobyns-Bennett)

ALPHABETICAL

No	Name	Pos	Ht	Cl-Exp	Hometown/High School (Last School)
1	Courtney Blakely	G	5-8	Fr.-HS	Gary, Indiana (Bishop Noll)
2	Anastasiia Boldyreva	C	6-6	Fr.-HS	Moscow, Russia (School No. 630, G.P. Kravchenko)
4	Gracie Dodgen	G	5-10	Fr.-HS	Sparta, Tenn. (White County)
22	Jada Grannum	F	6-3	So.-HS	Mississauga, Ontario (Lincoln Prep)
10	Jalynn Gregory	G	5-8	Fr.-HS	Lafayette, Tenn. (Macon County)
32	Kseniia "Ksyusha" Kozlova	F	6-4	So.-1L	Moscow, Russia (Montverde Academy)
11	Anabel Latorre Ciria	F	6-3	So.-1L	Zaragoza, Spain (John Medejski Academy)
5	Kseniya Malashka	F	6-0	r-Sr.-TR	Minsk, Belarus (VCU)
3	Skye Payne	G	6-0	Fr.-HS	Trussville, Ala. (Hewitt-Trussville)
15	Dor Saar	G	5-6	r-Sr.-TR	Ma'Anit, Isreal (Maine)
33	Courtney Whitson	F	6-0	Jr-2L	Kingsport, Tenn. (Dobyns-Bennett)
23	Alexis Whittington	G	5-11	Sr.-3L	Murfreesboro, Tenn. (Riverdale HS)
24	Amanda Whittington	G	5-10	Sr.-3L	Murfreesboro, Tenn. (Riverdale HS)

MIDDLE TENNESSEE COACHING STAFF

Head Coach: Rick Insell (Middle Tennessee, 1977) 17th season
Assistant Coach: Kim Brewton (Liberty, 2000) 12th season
Assistant Coach: Nina Davis (Baylor, 2017) 2nd season
Assistant Coach: Matt Insell (Middle Tennessee, 2007) 4th season
Director of Player Development: Eddie Sanders (Freed-Hardeman, 1993) 3rd season

PRONUNCIATION GUIDE

Courtney Blakely	Blake-lee
Anastasiia Boldyreva	Anna-stuh-see-uh Bowl-day-ray-vuh
Jada Grannum	Jay-duh
Jalynn Gregory	Jay-lyn
Rick Insell	IN-suhl
Kseniia Kozlova*	Kuh-sin-yuh
Anabel Latorre Ciria	Luh-tor-e Sear-e-uh
Kseniya Malashka	Kuh-sin-yuh Muh-lash-kuh
Dor Saar	Door (rhymes with Car)

ROSTER BREAKDOWN

By State/Country	By Class
Alabama (1) Skye Payne	Seniors (3) Dor Saar Alexis Whittington Amanda Whittington
Belarus (1) Kseniya Malashka	Juniors (1) Courtney Whitson
Canada (1) Jada Grannum	Sophomores (4) Jada Grannum Kseniia Kozlova Anabel Latorre Kseniya Malashka
Indiana (1) Courtney Blakely	Freshmen (5) Courtney Blakely Anastasiia Boldyreva Gracie Dodgen Jalynn Gregory Skye Payne
Isreal (1) Dor Saar	
Russia (2) Amastasiia Boldyreva Kseniia Kozlova	
Spain (1) Anabel Latorre	
Tennessee (5) Gracie Dodgen Jalynn Gregory Courtney Whitson Alexis Whittington Amanda Whittington	



DAY	DATE	OPPONENT	LOCATION	TIME
Tuesday	N. 9	East Carolina	Murfreesboro, Tenn.	7:30 PM
Friday	N. 12	VCU	Richmond, Va.	5 PM
Monday	N. 15	Vanderbilt	Murfreesboro, Tenn.	6 PM
Monday	N. 22	Tennessee Tech	Cookeville, Tenn.	6 PM
Friday	N. 26	Marquette [^]	Daytona Beach, Fla.	11 AM
Saturday	N. 27	Illinois [^]	Daytona Beach, Fla.	11 AM
Friday	D. 3	Mercer	Murfreesboro, Tenn.	6 PM
Sunday	D. 5	Lipscomb	Nashville, Tenn.	1:30 PM
Saturday	D. 11	Troy	Troy, Ala.	4 PM
Friday	D. 17	Southern Illinois	Murfreesboro, Tenn.	6 PM
Sunday	D. 19	Belmont	Nashville, Tenn.	3 PM
Thursday	D. 30	UTSA*	San Antonio, Texas	7 PM
Saturday	J. 1	UTEP*	El Paso, Texas	Noon
Thursday	J. 6	Rice*	Murfreesboro, Tenn.	6 PM
Saturday	J. 8	North Texas*	Murfreesboro, Tenn.	5 PM
Thursday	J. 13	Florida Atlantic*	Boca Raton, Fla.	5 PM
Saturday	J. 15	FIU*	Miami, Fla.	11 AM
Saturday	J. 22	Southern Miss*	Hattiesburg, Miss.	2 PM
Thursday	J. 27	Marshall*	Murfreesboro, Tenn.	6 PM
Saturday	J. 29	WKU*	Murfreesboro, Tenn.	5 PM
Saturday	F. 5	UAB*	Murfreesboro, Tenn.	5 PM
Thursday	F. 10	Old Dominion*	Norfolk, Va.	5:30 PM
Sunday	F. 13	Charlotte*	Charlotte, N.C.	12:00 PM
Thursday	F. 17	FIU*	Murfreesboro, Tenn.	6 PM
Saturday	F. 19	Florida Atlantic*	Murfreesboro, Tenn.	5 PM
Thursday	F. 24	Marshall*	Huntington, W. Va.	TBA
Saturday	F. 26	WKU*	Bowling Green, Ky.	2 PM
Thursday	M. 2	Charlotte*	Murfreesboro, Tenn.	6 PM
Saturday	M. 5	Old Dominion*	Murfreesboro, Tenn.	5 PM
Wed.-Sat.	March 9-12	C-USA Championship	Frisco, Texas	TBA

All times Central and subject to change

[^] - Daytona Beach Thanksgiving Tournament

* - C-USA game





Opponent Information

EAST CAROLINA

Game 1 // Nov. 9 // Murfreesboro, Tenn.

General Information

Location: Greenville, N.C.
Enrollment: 28,798
Nickname: Pirates
Conference: American Athletic
Head Coach: Kim McNeill
Record at ECU: 17-35 (2)
2020-21 Record: 8-14
2021 Postseason: None
Starters Ret./Lost: 1/4

Founded: 1907
Colors: Purple & Gold
Series: MT leads 2-0
Facility: Minges Coliseum
Overall: 76-73 (5)
Letterwinners R/L: 7/6

Athletic Communications Office

WBB Contact: Pat McGlynn (mcglynnp18@ecu.edu)
Office: (252) 737-5112 **Cell:** N/A
Website: ecupirates.com

TENNESSEE TECH

Game 4 // Nov. 22 // Cookeville, Tenn.

General Information

Location: Cookeville, Tenn.
Enrollment: 10,177
Nickname: Golden Eagles
Conference: Ohio Valley
Head Coach: Kim Rosamond
Record at TTU: 522-291 (5)
2020-21 Record: 71-76
2021 Postseason: None
Starters Ret./Lost: 5/0

Founded: 1915
Colors: Purple & Gold
Series: MT leads 43-39
Facility: Eblen Center
Overall: Same
Letterwinners R/L: 12/1

Athletic Communications Office

WBB Contact: Pierce Feltner (pfeltner@tulane.edu)
Office: (504) 865-5504 **Cell:** (859) 640-6860
Website: tulanegreenwave.com

MERCER

Game 7 // Dec. 3 // Murfreesboro, Tenn.

General Information

Location: Macon, Ga.
Enrollment: 8,600
Nickname: Bears
Conference: Southern
Head Coach: Susie Gardner
Record at MU: 177-140 (11)
2020-21 Record: 19-7
2021 Postseason: NCAA First Round
Starters Ret./Lost: 4/1

Founded: 1833
Colors: Orange & Black
Series: First meeting
Facility: Hawkins Arena
Overall: 372-295 (22)
Letterwinners R/L: 7/6

Athletic Communications Office

WBB Contact: Will Vaught (vaught_w@mercer.edu)
Office: (478) 301-5209 **Cell:** N/A
Website: mercerbears.com

SOUTHERN ILLINOIS

Game 10 // Dec. 17 // Murfreesboro, Tenn.

General Information

Location: Carbondale, Ill.
Enrollment: 11,695
Nickname: Salukis
Conference: Missouri Valley
Head Coach: Cindy Stein
Record at SIU: 115-124 (9)
2020-21 Record: 9-16
2021 Postseason: Postseason cancelled due to Covid-19
Starters Ret./Lost: 5/0

Founded: 1869
Colors: Maroon & White
Series: MT leads 3-1
Facility: Banterra Center
Overall: 397-330 (25)
Letterwinners R/L: 8/5

Athletic Communications Office

WBB Contact: Will Becque (william.becque@siu.edu)
Office: (618) 453-5470 **Cell:** (618) 559-2624
Website: Siusalukis.com

VCU

Game 2 // Nov. 12 // Richmond, Va.

General Information

Location: Richmond, Va.
Enrollment: 30,000
Nickname: Rams
Conference: Atlantic 10
Head Coach: Beth O'Boyle
Record at VCU: 122-94 (7)
2020-21 Record: 16-11
2021 Postseason: NCAA First Round
Starters Ret./Lost: 4/1

Founded: 1838
Colors: Black & Gold
Series: First meeting
Facility: Stuart Siegel Center
Overall: 215-177 (13)
Letterwinners R/L: 10/5

Athletic Communications Office

WBB Contact: Evan Nicely (nicelyej@vcu.edu)
Office: (804) 828-1727 **Cell:** (540) 330-8755
Website: vcuathletics.com

MARQUETTE

Game 5 // Nov. 26 // Daytona Beach, Fla.

General Information

Location: Milwaukee, WI
Enrollment: 11,294
Nickname: Golden Eagles
Conference: Big East
Head Coach: Megan Duffy
Record at MU: 43-15 (2)
2020-21 Record: 19-7
2021 Postseason: NCAA First Round
Starters Ret./Lost: 5/0

Founded: 1881
Colors: Blue & Gold
Series: First meeting
Facility: Al McGuire Center
Overall: 87-35 (4)
Letterwinners R/L: 10/3

Athletic Communications Office

WBB Contact: Jaden Johnson (jjohnson@marquette.edu)
Office: (414) 228-6980 **Cell:** N/A
Website: gomarquette.com

LIPSCOMB

Game 8 // Dec. 5 // Nashville, Tenn.

General Information

Location: Nashville, Tenn.
Enrollment: 4,593
Nickname: Lady Bisons
Conference: Atlantic Sun
Head Coach: Lauren Sumski
Record at LU: 19-33 (2)
2020-21 Record: 12-10
2021 Postseason: None
Starters Ret./Lost: 5/0

Founded: 1891
Colors: Purple & Gold
Series: MT leads 13-0
Facility: Allen Arena
Overall: 54-55 (4)
Letterwinners R/L: 10/5

Athletic Communications Office

WBB Contact: Hannah Jo Riley (hriley@lipscomb.edu)
Office: (615) 647-966-5457 **Cell:** (270) 227-6485
Website: lipscombsports.com

BELMONT

Game 11 // Dec. 19 // Nashville, Tenn.

General Information

Location: Nashville, Tenn.
Enrollment: 8,481
Nickname: Bruins
Conference: Ohio Valley
Head Coach: Bart Brooks
Record at BU: 100-26 (4)
2020-21 Record: 21-6
2021 Postseason: NCAA Second Round
Starters Ret./Lost: 4/1

Founded: 1892
Colors: Navy, Blue, Red & White
Series: MT leads 16-3
Facility: Curb Event Center
Overall: Same
Letterwinners R/L: 11/4

Athletic Communications Office

WBB Contact: Luke Bolanos (luke.bolanos@belmont.edu)
Office: (615) 460-8023 **Cell:** N/A
Website: belmontbruins.com

VANDERBILT

Game 3 // Nov. 15 // Murfreesboro, Tenn.

General Information

Location: Nashville, Tenn.
Enrollment: 6,871
Nickname: Commodores
Conference: SEC
Head Coach: Shea Ralph
Record at VU: First season
2020-21 Record: 4-4
2021 Postseason: None
Starters Ret./Lost: 2/3

Founded: 1873
Colors: Black & Gold
Series: MT leads 12-8
Facility: Memorial Gym
Overall: Same
Letterwinners R/L: 7/7

Athletic Communications Office

WBB Contact: Asha Evans (asha.n.evans@vanderbilt.edu)
Office: (615) 322-4831 **Cell:** (828) 446-9172
Website: vucommodores.com

ILLINOIS

Game 6 // Nov. 27 // Daytona Beach, Fla.

General Information

Location: Champaign, Ill.
Enrollment: 56,299
Nickname: Fighting Illini
Conference: Big Ten
Head Coach: Nancy Fahey
Record at UI: 35-79 (4)
2020-21 Record: 5-18
2021 Postseason: None
Starters Ret./Lost: 3/2

Founded: 1867
Colors: Orange & Blue
Series: First meeting
Facility: State Farm Center
Overall: 772-212 (35)
Letterwinners R/L: 7/6

Athletic Communications Office

WBB Contact: Danny Mattie (mattie2@illinois.edu)
Office: (217) 300-4067 **Cell:** (970) 217-3140
Website: fightingillini.com

TROY

Game 9 // Dec. 11 // Troy, Ala.

General Information

Location: Troy, Ala.
Enrollment: 20,000
Nickname: Trojans
Conference: Sun Belt
Head Coach: Chanda Rigby
Record at TU: 168-109 (9)
2020-21 Record: 22-6
2021 Postseason: NCAA First Round
Starters Ret./Lost: 3/2

Founded: 1887
Colors: Cardinal, Silver & Black
Series: MT leads 20-1
Facility: Trojan Arena
Overall: 397-208 (19)
Letterwinners R/L: 7/8

Athletic Communications Office

WBB Contact: Kelly Shipp (shipp@troy.edu)
Office: (334) 670-5655 **Cell:** (402) 616-3873
Website: TroyTrojans.com

UTSA

Game 12 // Dec. 30 // San Antonio, Texas

General Information

Location: San Antonio, Texas
Enrollment: 28,959
Nickname: Roadrunners
Conference: C-USA
Head Coach: Karen Aston
Record at UTSA: First season
2020-21 Record: 2-18
2021 Postseason: None
Starters Ret./Lost: 3/2

Founded: 1969
Colors: Blue, Orange & White
Series: MT leads 7-0
Facility: Convocation Center
Overall: 285-146 (13)
Letterwinners R/L: 8/5

Athletic Communications Office

WBB Contact: Whitney Truax (whitney.truax@utsa.edu)
Office: (210) 420-9675 **Cell:** (817) 584-7758
Website: GoUTSA.com



UTEP

Game 13 // Jan. 1 // El Paso, Texas

General Information

Location: El Paso, Texas
Enrollment: 25,078
Nickname: Miners
Conference: C-USA
Head Coach: Kevin Baker
Record at UTEP: 59-58 (4)
2020-21 Record: 17-8
2021 Postseason: None
Starters Ret./Lost: 4/1

Founded: 1965
Colors: Blue, Orange & Silver
Series: MT leads 9-1
Facility: U.S. Century Bank

Overall: 181-88 (9)
Letterwinners R/L: 6/6

Athletic Communications Office

WBB Contact: Mark Brunner (mbrunner@utep.edu)
Office: (915) 747-5722 **Cell:** (915) 472-6038
Website: UTEPAthletics.com

FLORIDA ATLANTIC

Game 16 // Jan. 13 // Boca Raton, Fla.
 Game 25 // Feb. 19 // Murfreesboro, Tenn.

General Information

Location: Boca Raton, Fla.
Enrollment: 30,522
Nickname: Owls
Conference: C-USA
Head Coach: Jennifer Sullivan
Record at FAU: First season
2020-21 Record: 11-11
2021 Postseason: None
Starters Ret./Lost: 4/1

Founded: 1961
Colors: Blue & Red
Series: MT leads 27-1
Facility: FAU Arena

Overall: Same
Letterwinners R/L: 11/4

Athletic Communications Office

WBB Contact: Kylie Magar (kmagar@fau.edu)
Office: (561) 297-3163 **Cell:** (425) 647-9584
Website: fausports.com

MARSHALL

Game 19 // Jan. 27 // Murfreesboro, Tenn.
 Game 26 // Feb. 24 // Huntington, W. Va.

General Information

Location: Huntington, W. Va.
Enrollment: 13,324
Nickname: Thundering Herd
Conference: C-USA
Head Coach: Tony Kemper
Record at MU: 47-63 (4)
2020-21 Record: 8-11
2021 Postseason: None
Starters Ret./Lost: 3/2

Founded: 1837
Colors: Green & White
Series: MT leads 10-2
Facility: Henderson Center

Overall: Same
Letterwinners R/L: 10/3

Athletic Communications Office

WBB Contact: Jason Corriher (corriher@marshall.edu)
Office: (304) 696-4660 **Cell:** (740) 331-1497
Website: HerdZone.com

OLD DOMINION

Game 22 // Feb. 10 // Norfolk, Va.
 Game 29 // March 5 // Murfreesboro, Tenn.

General Information

Location: Norfolk, Va.
Enrollment: 24,670
Nickname: Monarchs
Conference: C-USA
Head Coach: DeLisha Milton-Jones
Record at ODU: 13-11 (1)
2020-21 Record: 13-11
2021 Postseason: None
Starters Ret./Lost: 4/1

Founded: 1930
Colors: Slate Blue & Silver
Series: MT leads 7-5
Facility: Chartway Arena

Overall: 45-43 (3)
Letterwinners R/L: 5/5

Athletic Communications Office

WBB Contact: Matt Wurzburger (mwurzbur@odu.edu)
Office: (757) 683-3395 **Cell:** (540) 392-2711
Website: ODUsports.com

RICE

Game 14 // Jan. 6 // Murfreesboro, Tenn.

General Information

Location: Houston, Texas
Enrollment: 6,855
Nickname: Owls
Conference: C-USA
Head Coach: Lindsay Edmonds
Record at RICE: First season
2020-21 Record: 23-4
2021 Postseason: Won WNIT Championship
Starters Ret./Lost: 1/4

Founded: 1891
Colors: Blue & Gray
Series: MT leads 8-4
Facility: Tudor Fieldhouse

Overall: Same
Letterwinners R/L: 4/6

Athletic Communications Office

WBB Contact: Kenny Bybee (kab10@rice.edu)
Office: (713) 348-8874 **Cell:** (979) 451-2123
Website: riceowls.com

FIU

Game 17 // Jan. 15 // Miami, Fla.
 Game 24 // Feb. 17 // Murfreesboro, Tenn.

General Information

Location: Miami, Fla.
Enrollment: 54,000
Nickname: Panthers
Conference: C-USA
Head Coach: Jesyka Burks-Wiley
Record at FIU: 15-13 (1)
2020-21 Record: 15-13
2021 Postseason: None
Starters Ret./Lost: 3/2

Founded: 1965
Colors: Blue & Gold
Series: MT leads 32-9
Facility: Convocation Center

Overall: Same
Letterwinners R/L: 3/9

Athletic Communications Office

WBB Contact: Christian Almanza (calma013@fiu.edu)
Office: (305) 348-3164 **Cell:** (786) 302-8704
Website: FIUSports.com

WKU

Game 20 // Jan. 29 // Murfreesboro, Tenn.
 Game 27 // Feb. 26 // Bowling Green, Ky.

General Information

Location: Bowling Green, Ky.
Enrollment: 19,461
Nickname: Lady Toppers
Conference: C-USA
Head Coach: Greg Collins
Record at FAU: 49-38 (3)
2020-21 Record: 7-16
2021 Postseason: None
Starters Ret./Lost: 3/2

Founded: 1906
Colors: Red & White
Series: MT leads 37-31
Facility: Diddle Arena

Overall: Same
Letterwinners R/L: 6/5

Athletic Communications Office

WBB Contact: Lillie-Anne Mulligan
Office: (270) 745-2599 **Cell:** (270) 619-1415
Website: WKUSports.com

CHARLOTTE

Game 23 // Feb. 13 // Charlotte, N.C.
 Game 28 // March 2 // Murfreesboro, Tenn.

General Information

Location: Charlotte, N.C.
Enrollment: 29,615
Nickname: 49ers
Conference: C-USA
Head Coach: Cara Consuegra
Record at CHA: 175-125 (10)
2020-21 Record: 10-12
2021 Postseason: None
Starters Ret./Lost: 3/2

Founded: 1946
Colors: Green & White
Series: MT leads 10-1
Facility: Halton Arena

Overall: Same
Letterwinners R/L: 7/5

Athletic Communications Office

WBB Contact: Sean Fox (sean.fox@uncc.edu)
Office: (704) 687-1838 **Cell:** (239) 633-5383
Website: Charlotte49ers.com

NORTH TEXAS

Game 15 // Jan. 8 // Murfreesboro, Tenn.

General Information

Location: Denton, Texas
Enrollment: 37,973
Nickname: Mean Green
Conference: C-USA
Head Coach: Jalie Mitchell
Record at UNT: 83-94 (6)
2020-21 Record: 13-7
2021 Postseason: None
Starters Ret./Lost: 3/2

Founded: 1890
Colors: Kelly Green & White
Series: MT leads 22-4
Facility: The Super Pit

Overall: Same
Letterwinners R/L: 6/7

Athletic Communications Office

WBB Contact: TBA
Office: (940) 369-8548 **Cell:** N/A
Website: meangreensports.com

SOUTHERN MISS

Game 18 // Jan. 22 // Hattiesburg, Miss.

General Information

Location: Hattiesburg, Miss.
Enrollment: 14,544
Nickname: Golden Eagles
Conference: C-USA
Head Coach: Joye Lee_McNelis
Record at USM: 270-251 (17)
2020-21 Record: 7-12
2021 Postseason: None
Starters Ret./Lost: 4/1

Founded: 1910
Colors: Black & Gold
Series: USM leads 9-6
Facility: Green Coliseum

Overall: 499-407 (29)
Letterwinners R/L: 8/5

Athletic Communications Office

WBB Contact: Grant Keith (grant.keith@usm.edu)
Office: (601) 266-4506 **Cell:** (334) 275-6782
Website: SouthernMiss.com

UAB

Game 21 // Feb. 5 // Murfreesboro, Tenn.

General Information

Location: Birmingham, Ala.
Enrollment: 22,563
Nickname: Blazers
Conference: C-USA
Head Coach: Randy Norton
Record at UAB: 147-97 (8)
2020-21 Record: 10-13
2021 Postseason: None
Starters Ret./Lost: 5/0

Founded: 1969
Colors: Green & Gold
Series: MT leads 15-9
Facility: Bartow Arena

Overall: Same
Letterwinners R/L: 10/3

Athletic Communications Office

WBB Contact: Ryan Gavatara (rg1@uab.edu)
Office: (205) 934-0722 **Cell:** (205) 645-6031
Website: UABSports.com



2022 C-USA WOMEN'S BASKETBALL CHAMPIONSHIP

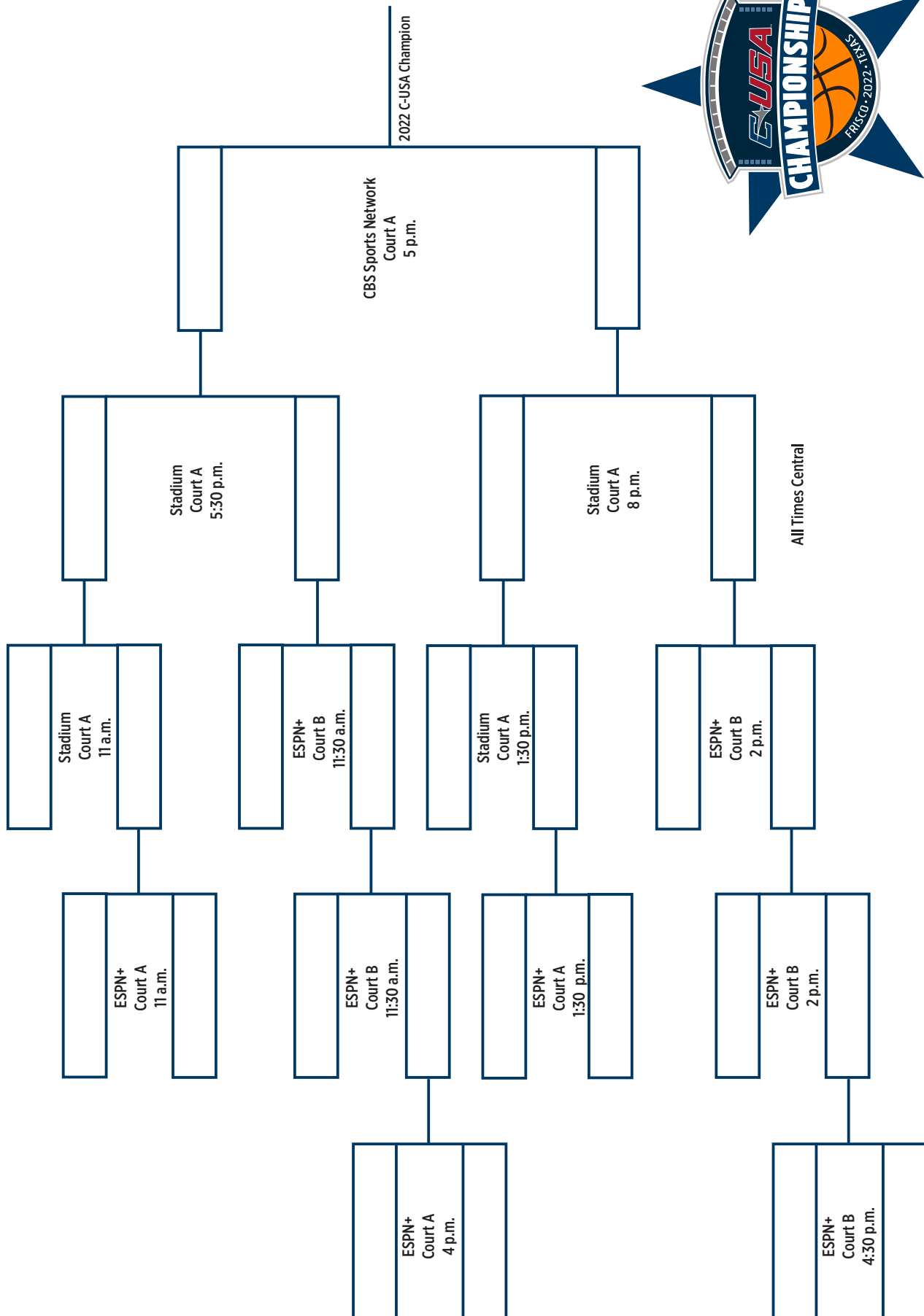
Tuesday, March 8
First Round

Wednesday, March 9
Second Round

Thursday, March 10
Quarterfinals

Friday, March 11
Semifinals

Saturday, March 12
Championship





PLAYER BIOS



Jada GRANNUM

FORWARD • R-FR.-1L • 6-3
MISSISSAUGA, ONTARIO
LINCOLN PREP

#22

NOTABLE

- First Canadian student-athlete to play for the Lady Raiders

2020-21 (FRESHMAN)

- Saw action in seven games
- Made Lady Raider debut vs. FIU (1/8) and tallied two points and three rebounds
- Played career-best 12 minutes vs. Southern Miss (1/15), responding with career highs for points (4), rebounds (4), free throws (4), steals (2) and blocks (2)
- Career-high five rebounds vs. Marshall (3/4)

HIGH SCHOOL

- Played for Kia Nurse Elite, the first Canadian women's travel team in the EYBL
- 2018 OSBA champion at Lincoln Prep
- All-OSBA academic award (2018)
- Part of 2017 National Champion for Team Ontario
- Averaged 7 points, 7.3 rebounds during prep career
- Participated in the Blue Star 30 in Waukega, Ill., drawing rave reviews
- Participated in the USNJ National Championship during Prospects On The Potomac

PERSONAL

- Born May 27
- Daughter of Fred and Rachelle Grannum
- Has two siblings, brothers Juwon Grannum and Xavier Rathan-Mayes
- Brother Xavier played basketball at Florida State and in the G League
- Brother Juwon played basketball at Ryerson University in Toronto
- Father played basketball at Cloud County Community College in Kansas

2020-21 SEASON/ CAREER / C-USA HIGHS

Points

Season: 4, vs. Southern Miss (1/15/21)
 Career: Same
 C-USA: Same

Field Goals Made

Season: 1, at FIU (1/8/21)
 Career: Same
 C-USA: Same

3-Point Field Goals Made

Season: None
 Career: Same
 C-USA: Same

Free Throws Made

Season: 4, vs. Southern Miss (1/15/21)
 Career: Same
 C-USA: Same

Rebounds

Season: 5, vs. Marshall (3/4/21)
 Career: Same
 C-USA: Same

Assists

Season: None
 Career: Same
 C-USA: Same

Steals

Season: 2, vs. Southern Miss (1/15/21)
 Career: Same
 C-USA: Same

Blocks

Season: 2, vs. Southern Miss (1/15/21)
 Career: Same
 C-USA: Same

Minutes

Season: 12, vs. Southern Miss
 Career: Same
 C-USA: Same

Double-Figure Scoring

Season: None
 Career: Same
 C-USA: Same

Double-Figure Rebounding

Season: None
 Career: Same
 C-USA: Same

Double-Doubles

Season: None
 Career: Same
 C-USA: Same

GRANNUM'S CAREER STATISTICS

Year	GP-GS	Min	Avg	FG-A	Pct	3FG-A	Pct	FT-A	Pct	Off-Def-Tot	Avg	PF-FO	A	TO	Blk	Stl	Pts	Avg
2020-21	7-0	31	4.4	1-9	.111	0-0	.000	5-8	.625	6-6-12	1.7	7-0	0	1	2	2	7	1.0
TOTAL	7-0	31	4.4	1-9	.111	0-0	.000	5-8	.625	6-6-12	1.7	7-0	0	1	2	2	7	1.0



**Kseniia
KOZLOVA**

**FORWARD • R-FR.-1L • 6-4
MOSCOW, RUSSIA
MONTVERDE ACADEMY**

#32

NOTABLE

- First Russian student-athlete to play for the Lady Raiders
- Played for the Russian National Program and competed in the 16-U World Championships

2020-21 (FRESHMAN)

- Played in 20 games, earning three starts
- Made Lady Raider debut vs. Belmont, going 1-of-1 from the field
- Provided strong minutes off of the bench vs. Tulane with five points on 2-of-3 shooting and four rebounds in 17 minutes of action
- Made first career start at TCU
- Career high six rebounds vs. Troy
- Best game at WKU with career highs for points (8), rebounds (8) and field goals (4) in 19:37 minutes of action
- Seven rebounds in career-high 23:32 minutes at UAB (1/28)

HIGH SCHOOL

- 2019 McDonald's All-American Nominee
- Attended Montverde Academy in Montverde, Fla.
- Won the Montverde Academy Academic Award in 2017, 2018 and 2019
- Played for Russian National Team "Trinta" in Moscow
- 2015 Club Most Valuable Player of the Year at the International European Tournament
- 2016 Best Scorer of the Tournament Award
- Played travel basketball for Central Florida Elite (2017-19)

PERSONAL

- Born Jan. 23
- Daughter of Vadim Kozlov and Olga Matteys

**2020-21 SEASON/
CAREER / C-USA HIGHS**

Points

Season: 8, at WKU (1/22/21)
Career: Same
C-USA: Same

Field Goals Made

Season: 4, at WKU (1/22/21)
Career: Same
C-USA: Same

3-Point Field Goals Made

Season: None
Career: Same
C-USA: Same

Free Throws Made

Season: 2, 2x, last at Charlotte (2/5/21)
Career: Same
C-USA: Same

Rebounds

Season: 8, at WKU (1/22/21)
Career: Same
C-USA: Same

Assists

Season: 1, 2x, last at Charlotte (2/6/21)
Career: Same
C-USA: Same

Steals

Season: 1, 3x, last at UAB (1/28/21)
Career: Same
C-USA: Same

Blocks

Season: 1, 2x, last at Charlotte (2/5/21)
Career: Same
C-USA: Same

Minutes

Season: 23:32, at UAB (1/28/21)
Career: Same
C-USA: Same

Double-Figure Scoring

Season: None
Career: Same
C-USA: Same

Double-Figure Rebounding

Season: None
Career: Same
C-USA: Same

Double-Doubles

Season: None
Career: Same
C-USA: Same

KOZLOVA'S CAREER STATISTICS

Year	GP-GS	Min	Avg	FG-A	Pct	3FG-A	Pct	FT-A	Pct	Off-Def-Tot	Avg	PF-FO	A	TO	Blk	Stl	Pts	Avg
2020-21	20-3	179	8.9	18-39	.462	0-0	.000	6-10	.600	21-25-46	2.3	43-2	2	6	2	3	42	2.1
TOTAL	20-3	179	8.9	18-39	.462	0-0	.000	6-10	.600	21-25-46	2.3	43-2	2	6	2	3	42	2.1



Anabel **LATORRE CIRIA**

FORWARD • R-FR.-1L • 6-3
ZARAGOZA, SPAIN
JOHN MADEJSKI ACADEMY

#11

NOTABLE

- No. 27 on the World Exposure 2020 Report Rankings
- First student-athlete from Spain to play for the Lady Raiders

2020-21 (FRESHMAN)

- Made collegiate debut vs. Lipscomb, collecting two rebounds

HIGH SCHOOL

- Attended John Madejski Academy
- Named MVP of the U18 National Cup
- 2019 MIP WEABL
- Four-time player of the week
- U18 Champion (2020); 3rd place WEABL Conference Champions (2019)
- U 18 National Champions (2019), runners-up (2020)
- Played travel ball for the Reading Rockets

PERSONAL

- Born January 11
- Daughter of Santiago Latorre Martin and Feli Ciria Lozano
- Has two siblings, brother Unai Latorre and sister Nerea Latorre

2020-21 SEASON/ CAREER / C-USA HIGHS

Points

Season: None
Career: Same
C-USA: Same

Field Goals Made

Season: None
Career: Same
C-USA: Same

3-Point Field Goals Made

Season: None
Career: Same
C-USA: Same

Free Throws Made

Season: None
Career: Same
C-USA: Same

Rebounds

Season: 2, vs. Lipscomb (12/20/20)
Career: Same
C-USA: Same

Assists

Season: None
Career: Same
C-USA: Same

Steals

Season: None
Career: Same
C-USA: Same

Blocks

Season: None
Career: Same
C-USA: Same

Minutes

Season: 2:19, vs. Lipscomb (12/20/20)
Career: Same
C-USA: Same

Double-Figure Scoring

Season: None
Career: Same
C-USA: Same

Double-Figure Rebounding

Season: None
Career: Same
C-USA: Same

Double-Doubles

Season: None
Career: Same
C-USA: Same

LATORRE'S CAREER STATISTICS

Year	GP-GS	Min	Avg	FG-A	Pct	3FG-A	Pct	FT-A	Pct	Off-Def-Tot	Avg	PF-FO	A	TO	Blk	Stl	Pts	Avg
2020-21	1-0	2	2.0	0-2	.000	0-0	.000	0-0	.000	1-1-2	2.0	2-0	0	0	0	0	0	0.0
TOTAL	1-0	2	2.0	0-2	.000	0-0	.000	0-0	.000	1-1-2	2.0	2-0	0	0	0	0	0	0.0



Courtney
WHITSON

FORWARD • R-SOPH.-2L • 6-0 #33
KINGSPORT, TN
DOBYNS-BENNETT HS

AWARDS

- C-USA All-Tournament Team, 2020-21

NOTABLE

- Has started every game of Lady Raider career; 55 consecutive entering 2021-22

2020-21 (SOPHOMORE)

- C-USA All-Tournament team; averaged 15.3 pts, 4.7 rbs, & shot 52.2% (12-of-23) from 3-point range; poured in game-high 22 points on 6-of-12 shooting from beyond the arc vs. Rice in championship game
- Has started every game of Lady Raider career (55)
- Scored in every game with 21 games of 7-plus
- Ranked 53rd nationally for 3-point field goals (56)
- 10 games with three-plus 3-pointers
- Seven games with double figure rebounds, including three with 15-plus
- Among C-USA leaders for: 3-pt fgs per gm (7th, 2.2), rebounding (9th, 7.7), offensive rebounds (8th, 2.9), defensive rebounds (10th, 4.9) and minutes (8th, 35.63)
- 22 points on 8-of-17 shooting at Charlotte (2/6), tying career high for 3-points (6)
- Career-high 19 rebounds vs. Florida Atlantic (1/1)
- First career double-double (10 points, 19 rebounds) vs. FAU (1/1)
- Second career double-double with career-high 20 points and 15 rebounds at FIU (1/9/21)
- Career-best six 3-pointers at FIU (1/9/21), including 5-of-5 in fourth quarter
- Pulled game-high 11 rebounds vs. Belmont
- Game-high 11 rebounds vs. Tulane, marking first time with double figure rebounds in consecutive games
- 3rd career double-double with 15 points (on 6-of-7 shooting) and 11 rebounds vs. UAB (1/30/21)
- Career-high 4 blocked shots vs. UTEP (3/12/21) in C-USA semis, adding 13 points on 3-of-4 shooting from 3-pt. range

2019-20 (FRESHMAN)

- C-USA Freshman of the Week (1/20/20)
- Earned start in first career game at East Carolina, responding with 15 points on 6-of-11 shooting, including three 3-pointers. Played all but 46 seconds
- Started all 30 games
- The 15 pts. at ECU were the most by a MT freshman in their debut since Ebony Rowe scored 25 vs. South Florida (11/14/10)
- 5-plus rebounds in 16 games
- Pulled season-high six rebounds and collected two steals vs. No. 13 Kentucky (11/10/19)
- Collected season-high 14 rebounds (7 offensive) against Tenn. Tech (11/21/19). It is the most caroms by a MT freshman since Olivia Jones' 14 vs. Southern Miss in the C-USA championship game (3/15/14)
- Tallied 14 points on 6-of-7 shooting (2-of-3 3-pointers) against Furman
- Collected seven rebounds in win vs. Auburn (11/29/19)
- Pulled 10 rebounds vs. Arizona State (12/1/19)
- Nine points on 4-of-6 shooting and 4 rebounds in win vs. TCU (12/29/19)
- Season-high 19 points on 6-of-10 shooting, including season-high five 3-pointers (on eight attempts) vs. FAU
- Scored six straight points and eight of 10 to start fourth quarter at North Texas (2/6/20), igniting a 16-0 run as MT rallied from 13 down
- Season high for blocks (3) to go with three steals, two assists and 13 rebounds vs. UTSA

**2020-21 SEASON/
CAREER / C-USA HIGHS**

Points

Season: 22, 2x, last vs. Rice (3/13/21)
Career: Same
C-USA: 22, at Charlotte (2/6/21)

Field Goals Made

Season: 8, 2x, last vs. Rice (3/13/21)
Career: Same
C-USA: 8, at Charlotte (2/6/21)

3-Point Field Goals Made

Season: 6, 3x, last vs. Rice (3/13/21)
Career: Same
C-USA: 6, 2x, last at Charlotte (2/6/21)

Free Throws Made

Season: 4, 2x, last vs. UTEP (3/12/21)
Career: Same
C-USA: 4, vs. Florida Atlantic (1/1/21)

Rebounds

Season: 19, vs. Florida Atlantic (1/1/21)
Career: Same
C-USA: 19, vs. Florida Atlantic (1/1/21)

Assists

Season: 4, at WKU (1/23/21)
Career: Same
C-USA: 4, at WKU (1/23/21)

Steals

Season: 4, at WKU (1/23/21)
Career: Same
C-USA: 4, at WKU (1/23/21)

Blocks

Season: 4, vs. UTEP (3/12/21)
Career: Same
C-USA: 3, vs. UTSA (2/1/20)

Minutes

Season: 45:00, at UAB (1/28/21)
Career: Same
C-USA: 45:00, at UAB (1/28/21)

Double-Figure Scoring

Season: 12
Career: 22
C-USA: 11

Double-Figure Rebounding

Season: 7
Career: 10
C-USA: 5

Double-Doubles

Season: 3
Career: Same
C-USA: 3

WHITSON'S CAREER STATISTICS

Year	GP-GS	Min	Avg	FG-A	Pct	3FG-A	Pct	FT-A	Pct	Off-Def-Tot	Avg	PF-FO	A	TO	Blk	Stl	Pts	Avg
2019-20	30-30	777	25.9	82-220	.373	32-106	.302	12-19	.632	59-106-165	5.5	110-9	17	45	9	28	208	6.9
2020-21	25-25	893	35.7	95-237	.401	56-155	.361	20-23	.870	71-121-192	7.7	87-5	23	34	10	24	266	10.6
TOTAL	55-55	1673	30.4	177-457	.387	88-261	.337	32-42	.762	130-227-357	6.5	197-14	40	79	19	52	474	8.6



Returning Player Bios

HIGH SCHOOL

- Four-year letter winner for coach Bill Francis at Dobyys Bennett High School
- Started all 139 games of prep career
- 2019 McDonald's All-American nominee
- 2019 Class AAA Miss Basketball finalist
- All-time leading scorer (2,458 points), rebounder (1,476) in DB history; also career leader for double-doubles (81), second all-time for career assists (319)
- Averaged double-double for high school career (17.7 ppg, 10.8 rpg)
- Single-season record holder for rebounds (423), 3-pointers (73), points (836), free-throw percentage (.780)
- Individual honors include: Three-time Conference Player of the Year, All-State, All-Northeast Tennessee Girls Basketball (Johnson City Press), MVP of the Big 7 District Tournament

PERSONAL

- Born May 21
- Daughter of Sonya Bennett and Ron Bennett (step-dad); Dad is Trey Whitson
- Major is education



Alexis
WHITTINGTON
GUARD • R-JR.-3L • 5-11
MURFREESBORO, TN
RIVERDALE HS **#23**

2020-21 (JUNIOR)

- Multiple 3-pointers in 13 games, including three-plus in seven
- Five-plus rebounds in 17 games, including double figures in three
- Began season with double figures scoring in five straight games for first time in career
- 5th in C-USA and 48th nationally for minutes with 36.46 per game; has played 40 minutes in 12 games
- Stat sheet stuffer with 12 points, seven rebounds, two blocks and two steals vs. Belmont (12/6/20)
- Narrowly missed double-double vs. Tulane with 14 pts, 8 reb, while also going 8-of-8 from the FT line
- Strong all-around performance with 16 points, five assists and four steals vs. Troy
- Second career double-double vs. Lipscomb with 11 points and 11 rebounds
- Tied career high with 13 rebounds vs. FAU (1/2)
- Third career double-double with 12 points, 11 rebounds at FIU (1/9)
- Came up big with 11 points, six rebounds in comeback win vs. ODU (1/27)
- Season high 19 points and career-high four blocks vs. UTEP in C-USA semifinal game (3/12/21)

2019-20 (SOPHOMORE)

- MT's top reserve, first sub in 25 games and played 20-plus minutes in 22 games
- Tied career high with four rebounds in win vs. Furman, also going 2-of-2 from 3-point range with a season-high seven points
- Strong all-around game vs. Gonzaga with season-high eight points, 2-of-3 from 3-point and career-high 32 minutes
- Six points on 2-of-2 shooting from 3-point range, three rebounds and two assists vs. Arizona State
- Career-best performance against VCU with highs for points (15) and 3-point field goals made (5)
- 11 points on 4-of-7 shooting vs. Charlotte (1/4/20)
- Scored nine points on 4-of-6 shooting at WKU (1/11/20)
- Career highs for rebounds (8), steals (3) and minutes (33) vs. Florida Atlantic
- Career-high three blocks at LA Tech (1/23/20)
- Strong all-around game with 11 points, three rebounds and three blocks vs. UTEP (1/30/20)
- Nine points, seven rebounds and two steals vs. UTSA
- Tied career highs for rebounds (8) and established career high for assists (3) at North Texas (2/6/20)
- Career highs for points (20), field goals (7) & 3-point FGs (6) at UTEP (2/22) on 7-of-10 shooting from field, 6-of-8 from 3-point range
- First career double-double with 13 points, 13 rebounds vs. WKU (2/29/20) with career highs for rebounds and minutes (40:22)

2018-19 (FRESHMAN)

- Named to C-USA Commissioner's Honor Roll (3.0-3.74 GPA)
- Played in 31 games, earning two starts
- Made Lady Raider debut against Vanderbilt
- Strong effort vs. UTEP with career highs for points (13), field goals made (5), and tying career high for 3-point field goals (3)
- Continued strong play with seven points off the bench against UTSA, tying career high for minutes with 19
- Tied career high with nine points on the strength of three 3-pointers vs. LA Tech (1/12/19)
- Earned first C-USA start at FIU and responded with career-high three steals
- Made first career start against UNC Asheville
- Scored first collegiate points with four at Tennessee Tech
- Season-highs for points (6), 3-point FGs (2), minutes (13) vs. Belmont
- Strong all-around game at Kentucky, coming off the bench to provide career highs for points (9), field goals (3), 3-point field goals (3), rebounds (4) and minutes (19)
- Turned in 10 points on 4-of-6 shooting against Florida Atlantic (3/2)

**2020-21 SEASON/
CAREER HIGHS**

Points

Season: 19, vs. UTEP (3/12/21)
Career: 20, at UTEP (2/22/20)
C-USA: 20, at UTEP (2/22/20)

Field Goals Made

Season: 6, vs. UTEP (3/12/21)
Career: 7, at UTEP (2/22/20)
C-USA: 7, at UTEP (2/22/20)

3-Point Field Goals Made

Season: 4, vs. Troy (12/17/20)
Career: 6, at UTEP (2/22/20)
C-USA: 6, at UTEP (2/22/20)

Free Throws Made

Season: 8, vs. Tulane (12/9/20)
Career: Same
C-USA: 6, 2x, last vs. S. Miss (1/15/21)

Rebounds

Season: 13, vs. Florida Atlantic (1/1/21)
Career: 13, 2x, last vs. Fla. Atlantic (1/1/21)
C-USA: 13, 2x, last vs. Fla. Atlantic (1/1/21)

Assists

Season: 5, vs. Troy (12/17/20)
Career: Same
C-USA: 3, 3x, last vs. UAB (1/30/21)

Steals

Season: 4, 2x, last at UAB (1/28/21)
Career: Same
C-USA: 3, 4x, last at UTEP (2/22/20)

Blocks

Season: 4, vs. UTEP (3/12/21)
Career: Same
C-USA: 3, 2x, last vs. UTEP (1/30/20)

Minutes

Season: 40:00, 12 x, last vs. Rice (3/13/21)
Career: 40:22, vs. WKU (2/29/20)
C-USA: 40:22, vs. WKU (2/29/20)

Double-Figure Scoring

Season: 9
Career: 17
C-USA: 9

Double-Figure Rebounding

Season: 3
Career: 4
C-USA: 3

Double-Doubles

Season: 2
Career: 3
C-USA: 2

WHITTINGTON'S CAREER STATISTICS

Year	GP-GS	Min	Avg	FG-A	Pct	3FG-A	Pct	FT-A	Pct	Off-Def-Tot	Avg	PF-FO	A	TO	Blk	Stl	Pts	Avg
2018-19	31-2	337	10.9	35-87	.402	20-58	.345	5-6	.833	11-23-34	1.1	27-0	10	16	2	13	95	3.1
2019-20	30-3	720	24.0	59-151	.391	30-90	.333	26-31	.839	40-67-107	3.6	54-1	26	24	21	25	174	5.8
2020-21	25-25	887	35.5	64-190	.337	39-130	.300	33-43	.767	55-90-145	5.8	76-4	37	27	25	29	200	8.0
TOTAL	86-30	1944	22.6	158-428	.369	89-278	.320	64-80	.800	106-180-286	3.3	157-5	73	67	48	67	469	5.5



Returning Player Bios

HIGH SCHOOL

- Four-year letterwinner for Head Coach Randy Coffman at Riverdale High School in Murfreesboro, Tenn.
- Helped lead Riverdale HS to three consecutive Class AAA Tennessee High School State Championships and a 102-5 record in three varsity seasons
- Turned in a double-double with 12 points and 11 rebounds in the state championship game
- Averaged 12.5 points, 4.2 rebounds, 2.1 steals and 2.2 assists as a senior
- Named to the Daily News Journal All-Area First Team
- McDonald's All-American Nominee
- First-Team All-Midstate (The Tennessean)
- Three-time All State Tournament (sophomore, junior and senior) (Class AAA)
- Tennessee Sports Writers Association All-State Team

PERSONAL

- Born January 13
- Daughter of Rob and Sandra Whittington
- Majoring in nutrition



Amanda
WHITTINGTON

GUARD • R-JR.-1L • 5-11
MURFREESBORO, TN
RIVERDALE HS

#24

2020-21 (JUNIOR)

- Played career-high 9:19 vs. Lipscomb, collecting two rebounds, dishing out one assists and blocking one shot
- Provided career-best 11:32 minutes during key second-half stretch vs. FAU (1/2), collecting one steal and one blocked shot
- Played season-high 10:04 minutes at FIU (1/9), tallying first points of the season and second career 3-pointer
- Career highs for points (6), field goals (2) and 3-point field goals (2) vs. Southern Miss (1/15/21)
- Contributed three points, one rebound, one assist and one steal in six minutes vs. UAB (1/30)

2019-20 (SOPHOMORE)

- Appeared in 13 games with one start
- Made first career start at Tulane (11/14/19)
- Career-high three rebounds vs. Auburn (11/29/19)
- Scored first point of season with free throw vs. Auburn (11/29/19)
- Collected first career steal vs. Lipscomb (12/4/19)
- Season-high 6:54 played vs. WKU in 2 OT win (2/29/20)

2018-19 (FRESHMAN)

- Named to C-USA Commissioner's Honor Roll (3.0-3.74 GPA)
- Saw action in six contests
- Made collegiate debut and scored first points of career vs. Miss. Valley
- Saw action in first C-USA game at UTEP and connected on her first career 3-pointer

HIGH SCHOOL

- Four-year letterwinner for Head Coach Randy Coffman at Riverdale High School in Murfreesboro, Tenn.
- Helped lead Riverdale HS to three consecutive Class AAA Tennessee High School State Championships and a 102-5 record in three varsity seasons
- Averaged 6.0 points, 3.0 rebounds and 2.1 steals as a senior
- Named to the Daily News Journal All-Area First Team
- Three-time Class AAA All-State Tournament (sophomore, junior and senior)
- Tennessee Sports Writers Association All-State Team

PERSONAL

- Born January 13
- Daughter of Rob and Sandra Whittington
- Majoring in forensic psychology

**2020-21 SEASON/
CAREER HIGHS**

Points

Season: 6, vs. Southern Miss (1/15/21)
Career: Same
C-USA: 6, vs. Southern Miss (1/15/21)

Field Goals Made

Season: 2, vs. Southern Miss (1/15/21)
Career: Same
Career: 2, vs. Southern Miss (1/15/21)

3-Point Field Goals Made

Season: 2, vs. Southern Miss (1/15/21)
Career: Same
Career: 2, vs. Southern Miss (1/15/21)

Free Throws Made

Season: None
Career: 2, vs. Lipscomb (12/4/19)
Career: None

Rebounds

Season: 2, vs. Lipscomb (12/20/20)
Career: 3, vs. Auburn (11/29/19)
Career: 1, 3x, last vs. UAB (1/30/21)

Assists

Season: 1, 3x, last vs. UAB (1/30/21)
Career: Same
Career: 1, 2x, last vs. UAB (1/30/21)

Steals

Season: 1, 2x, last vs. UAB (1/30/21)
Career: 1, 4x, last vs. UAB (1/30/21)
Career: 1, 3x, last vs. UAB (1/30/21)

Blocks

Season: 1, 3x, last vs. FIU (1/9/21)
Career: Same
Career: 1, 2x, last at FIU (1/9/21)

Minutes

Season: 11:32, vs. Florida Atlantic (1/2/21)
Career: Same
Career: 11:32, vs. Florida Atlantic (1/2/21)

Double-Figure Scoring

Season: None
Career: Same
Career: Same

Double-Figure Rebounding

Season: None
Career: Same
Career: Same

Double-Doubles

Season: None
Career: Same
Career: Same

WHITTINGTON'S CAREER STATISTICS

Year	GP-GS	Min	Avg	FG-A	Pct	3FG-A	Pct	FT-A	Pct	Off-Def-Tot	Avg	PF-FO	A	TO	Blk	Stl	Pts	Avg
2018-19	6-0	19	3.2	2-5	.400	1-4	.250	0-0	.000	1-1-2	0.3	2-0	0	0	0	1	5	0.8
2019-20	13-1	37	2.8	0-5	.000	0-5	.000	3-4	.750	0-5-5	0.4	2-0	0	4	0	2	3	0.2
2020-21	13-0	77	5.9	4-16	.250	4-16	.250	0-2	.000	0-3-3	0.2	10-0	3	1	5	3	12	0.9
TOTAL	32-1	133	4.2	6-26	.231	5-25	.200	3-6	.500	1-9-10	0.3	14-0	3	5	5	6	20	0.6



Courtney
BLAKELY

GUARD • FR.-HS • 5-8
GARY, IN
BISHOP NOLL HS

#1

NOTABLE

- Bishop Noll All-Time Leading Scorer with 2,324, which ranks 16th in Indiana High School history
- Rated Top 100 prospect by Girls Basketball Report
- Selected to play in the 2021 PassThaBall Who's NXT? All-American Game
- Led Indiana in scoring with 31.7 ppg as a senior
- Scored school-record 55 points (1/5/21)

HIGH SCHOOL

- Four-year letter winner for coach Vanita Golston at Bishop Noll Institute
- Named to the Indiana All-Star Game following outstanding senior season
- Career averages of 23 points, 4 assists, 4 rebounds and 4 steals per game
- Bishop Noll's all-time leading scorer (girls or boys) with 2,324 points
- Career points total of 2,324 ranks 16th all-time in Indiana High School Athletic Association
- Led Indiana in scoring as a senior (2020-21) with 31.7 points per game, to go with 4.0 rebounds, 4.0 assists and 4.4 steals
- McDonald's All-American Nominee (2021)
- Passthaball Who's NXT? All-American game participant
- Indiana Basketball Coaches Association Supreme 15 All-State selection
- Associated Press All-State
- GSSC 3X Player of the Year
- Hoops For Pink Tournament MVP (2018)
- Averaged 23 points as a junior (2019-20) and 20.4 as a sophomore (2018-19) at Bishop Noll
- Led Bishop Noll to three conference championships and two sectional championships
- National Honor Society
- Honors graduate

PERSONAL

- Born April 6
- Daughter of Jermal and Angela Blakely
- Mom, Angela, was a team captain and All-Big Ten selection at Iowa and also played in the WNBA for Detroit



Anastasiia
BOLDYREVA

CENTER • FR.-HS • 6-6
MOSCOW, RUSSIA
TWICE NAMED HERO OF THE SOVIET UNION

#2

NOTABLE

- Joined Lady Raiders in October, 2021
- Played for Russia National Team at the U16 and U18 levels



Gracie
DODGEN

GUARD • FR.-HS • 5-10
SPARTA, TN
WHITE COUNTY HS

#4

NOTABLE

- White County All-Time Leader for points (2,068) and 3-point field goals (414)
- Tennessee State record single-game 3-pointers (15)
- McDonald's All-American nominee
- TSWA All-State

HIGH SCHOOL

- Four-year letter winner for coach Michael Dodgen at White County HS
- White County's all-time leading scorer (2,068)
- Career scoring average of 17.5 ppg
- White County's all-time leader in 3-point field goals (414)
- Collected 182 career steals, 174 career assists; shot 46 percent from the field and 83 percent from FT line during career
- Set the Tennessee single-game record for 3-pointers with 15 vs. Kingston HS (12/20/20)
- School-record 45 points vs. Kingston HS (12/20/20)
- McDonald's All-American Nominee (2021)
- 2X TSWA All-State Team
- 3X All-Region 3-AAA Team
- Tennessean All-Midstate Team
- Tennessean All-Area Team
- 4X All-District 6-AAA Team
- Sonic Shootout MVP; Daytona Beach Classic MVP; Panama City Marlin Classic All-Tournament team
- BCAT All-Star Game participant
- District championship junior season and reached region tournament all four years
- Beta Club President
- Most Athletic Superlative
- Graduated Top 10 percent of class

PERSONAL

- Born June 15
- Daughter of Michael and Beth Dodgen
- Grandfather played college basketball at Tennessee for one year and three years at Tennessee Wesleyan, where he was an All-American



Jalynn
GREGORY

GUARD • FR.-HS • 5-8
LAFAYETTE, TN
MACON COUNTY

#10

NOTABLE

- 2020-21 Miss Basketball Finalist
- 2020-21 Class AA State Tournament MVP
- 2019-20 TSWA All-State Team

HIGH SCHOOL

- Four-year letter winner for coach Larry White at Macon County High School
- Highly-decorated player amassed 2,204 career points, 554 rebounds, 363 assists, 281 steals, 334 3-pointers and 58 blocked shots
- Career 85 percent shooter from the free-throw line
- Led Macon County to the 2021 TSSAA Class AA state championship
- Played in the state tournament all four years, reaching the title game twice and the final four all four years
- 2020-21 Miss Basketball Finalist
- 2021 State Tournament MVP
- 3X TSWA All-State Team
- 3X TSSAA State Tournament Team
- 2X Region MVP
- 3X All-District
- Macon County Valedictorian
- Honor Student
- Scholars of Academic Excellence Tennessee Scholar

PERSONAL

- Born April 2
- Daughter of Jonathan and Tracy Gregory
- Sister Kelsey Gregory played basketball at Lipscomb (2013-17)



Skye
PAYNE

GUARD • FR.-HS • 6-0
TRUSSVILLE, AL
HEWITT-TRUSSVILLE

#3

NOTABLE

- ESPN Top 100 prospect
- Alabama Class 7A Player of the Year
- All-time scoring leader at Hewitt-Trussville with 2,420 points
- Played high school varsity basketball six years – Played on the Hewitt-Trussville varsity four years and also played varsity basketball as a seventh and eighth grader at Clay-Chalkville

HIGH SCHOOL

- Four-year letter winner for coach Tonya Hunter at Hewitt-Trussville
- Selected to the Alabama vs. Mississippi All-Star game
- Selected for the North vs. South All-Star Game
- Hewitt-Trussville's all-time leading scorer with more than 2,420 points
- Capped career with 744 rebounds, 217 steals, 203 blocks and 200-plus assists
- Alabama Class 7A Player of the Year averaged 24.1 points, 7.4 rebounds and 2.3 assists as a senior
- McDonald's All-American Nominee (2021)
- First girls basketball player at Hewitt-Trussville to be named to the Alabama Sports Writers Association Super All-State team, which carries the distinction of being named one of the best five players in the state regardless of classification or position, receiving the honor twice
- 4X First-Team All-State Team
- 3X All-Metro Player of the Year
- All Area Regional MVP
- Led Hewitt-Trussville to runner-up finish in the Alabama Class 7A championship game twice
- Alabama Miss Basketball Finalist
- Averaged 19.5 points, six rebounds, and 2.3 assists in 2019-20

PERSONAL

- Born Feb. 10
- Daughter of Lee and Tamara Payne



Dor SAAR

GUARD • R-SR.-TR • 5-6
MA'ANIT, ISREAL
UNIV. OF MAINE

#15

AWARDS

- America East All-Conference First Team (2021)
- America East All-Conference Second Team (2020)
- America East All-Academic Team (2020)
- America East All-Conference Third Team (2019)
- America East Rookie of the Year (2018)
- America East All-Rookie Team (2018)
- America East All-Tournament Team (2019)
- 4X America East Rookie of the Week

NOTABLE

- Maine's all-time 3-point leader (235)
- 2nd on Maine's all-time assists list (507)
- Member of Maine's 1,000-point club (1,069 points)
- Only player in Maine women's basketball history with 1,000-plus points and 500-plus assists

2020-21 (SENIOR)

- Became the 22nd player in Maine history to eclipse 1,000 points; capped season with 1,069 points
- Broke Maine's all-time 3-point mark, hitting the 220th of her career at UAlbany (1/17); capped career with 235 treys
- Named America East All-Conference First Team
- Poured in a season-high 24 points with season-high nine assists at Hartford (12/22), moving into third on Maine's all-time assists list
- Moved into second on Maine's all-time assists list with five dimes against UMass Lowell (2/6)

2019-20 (JUNIOR)

- Named to the America East All-Conference Second Team
- America East Co-Player of the Week
- Named to America East All-Academic Team
- Started all 32 games
- Averaged career highs in points (12.2) and rebounds (2.8), while matching career-high average with 4.9 assists, second best among America East leaders
- Ranked fourth in the America East for 3-point percentage (34.9) and second in the league in 3-point field goals made per game (2.6)
- Ranked sixth in the country at 38.7 minutes per game and second nationally in total minutes (1238:53)
- Logged 40 or more minutes in 21 games
- Ranked 24th in the nation with 157 total assists
- Ranked 12th in the country in 3-point field goal attempts (241), 21st in 3-point field goals made (84) and 39th in 3-point field goals made per game (2.63)
- Posted 19 double-figure scoring games
- Reached double-digit assist totals in three games
- Scored 20-plus seven times including a career-high 30-point showing, hitting the second most 3-point goals (8) in Maine history in a win over Gren Bay (12/13)
- Had a school-record 14 assists against Husson, adding 11 points (12/4)
- Hit five or more 3-point goals on six occasions
- Named to the America East Commissioner's Honor Roll
- UMaine Scholar-Athlete Silver Medalist

2018-19 (SOPHOMORE)

- Named to the America East All-Conference Third Team
- Started all 33 games
- Averaged 9.4 points, 4.9 assists, 2.4 rebounds and 35.1 minutes
- Went 51-of-60 (85.0) from the free throw stripe while racking up 72 triples and shooting 38.3 percent beyond the arc
- Ranked second in the America East in assists per game and assist to turnover ratio (2.5)
- 20th among league leaders in scoring average, fourth in 3-point field goal percentage (38.3) and sixth in 3-point field goals made per game (2.2)
- Ranked 25th in the country in assist to turnover ratio, 46th in total assists (161), and 55th in assists per game
- Posted a career-high 19 points in a win over Hartford (2/13)
- Recorded 11 assists against Brown (12/8) and career-high of five steals against North Carolina A&T



- Went 11-of-12, both career-marks, from the free throw line at Harvard (12/4)
- Played a career-high 45 minutes in an overtime contest at Fordham (12/29)
- Posted 18 double-digit scoring totals, including reaching the plateau in eight of Maine's final nine contests
- Posted 11 points and five assists against No. 20 Duke
- Registered 16 points and five assists, hitting 10-of-11 free throws, in Maine's America East semifinal victory over UAlbany (3/10)
- Totaled 15 points with nine assists in Maine's win at North Carolina (12/2)
- UMaine Scholar-Athlete Bronze Medalist
- America East Commissioner's Honor Roll

2017-18 (FRESHMAN)

- America East Rookie of the Year
- America East All-Rookie Team
- 4X America East Rookie of the Week
- Appeared in 32 games with 27 starts
- Averaged 5.6 points, 2.3 rebounds and 2.9 assists while shooting 80 percent from the free throw line
- Ranked ninth in the America East in assists and seventh in assist/turnover ratio (1.3)
- Tallied nine double-figure scoring games
- Posted 14 points at Stony Brook (2/11)
- Tallied 11 points with a season-best nine assists in America East regular season championship clinching contest against UAlbany
- UMaine Scholar-Athlete Rising Star (3.5+ GPA in fall of 2017)

BEFORE MAINE

- Had a wealth of high level international competition experience
- Captain during the 2016-17 season, spent time competing at the Israeli Basketball Academy and also spent three years with the Team Israel International team
- Excelled at the international level where she was a three-time International Tournament MVP
- Averaged 10.6 points, 3.6 rebounds and 3.5 assists in leading her U-18, U-16 and U-14 teams to the Israel national championship and national cup



COACHES AND STAFF BIOS

RICK INSELL, MIDDLE TENNESSEE (1977)

17TH SEASON (378-137)

There has been no other coach in Middle Tennessee women's basketball history that has produced the success that **RICK INSELL** has in his 16 seasons. Since his arrival to Middle Tennessee in 2005, the eight-time Hall of Famer has led the Raiders to 10 NCAA Tournament appearances, coached five All-Americans and grew four WNBA Draft picks.

MT Consistently Good Under Insell

- MT has played in the postseason in each season under Insell (10 NCAAs, 5 WNITs) with the exception of 2019-20 when the postseason was canceled due to CoVid-19.
- Already the winningest coach in program history with **378** victories, Insell has proven to be a consistent winner. The Blue Raiders have won 20-plus in 14 of his 16 seasons, including one 30-win season and six seasons of 25 or more.
- The eight-time Hall of Famer is averaging 24 wins per season at Middle Tennessee.

Insell Ranked Amongst Best

- MT Head Coach Rick Insell is 12th among winningest active coaches in Division I by winning percentage with a **.734** clip.


NCAA Division I Winningest Active Coaches

		(By Winning Percentage)
Coach	School	%
1. Geno Auriemma	UConn	.886
2. Kim Mulkey	Baylor	.859
3. Karl Smesko	Florida Gulf Coast	.824
4. Tara VanDerveer	Stanford	.814
5. Mark Kellogg	SFA	.785
6. Jeff Walz	Louisville	.781
7. Brenda Frese	Maryland	.780
8. Mike McLaughlin	Penn	.767
9. Wes Moore	NC State	.762
10. Aaron Johnston	South Dakota St.	.752
11. Joe Foley	Little Rock	.741
12. Rick Insell	MT	.734
13. Dawn Staley	South Carolina	.733
14. Brian Giorgis	Marist	.731
15. Scott Rueck	Oregon State	.724
16. Dawn Pilitzuweit	South Dakota	.722
17. Kevin Borseth	Green Bay	.717
18. Gary Blair	Texas A&M	.716
19. Vivian Stringer	Rutgers	.713
20. Kelly Graves	Oregon	.711

NCAA Division I All-Time Winningest Coaches

		(By Winning Percentage)
Coach	School	%
1. Geno Auriemma*	UConn	.886
2. Leon Barmore	LA Tech	.869
3. Kim Mulkey*	Baylor	.859
4. Pat Summitt	Tennessee	.841
5. Karl Smesko*	FGCU	.824
6. Tara VanDerveer*	Stanford	.814
7. Bill Sheahan	Mt. St. Mary's	.782
8. Jeff Walz*	Louisville	.781
9. Brenda Frese*	Maryland	.780
10. Mike McLaughlin*	Penn	.767
11. Muffet McGraw	Notre Dame	.762
11. Wes Moore*	NC State	.762
13. Gail Goestenkors	Texas	.753
14. Aaron Johnston*	S. Dakota St.	.752
14. Robin Selvig	Montana	.752
16. Marsha Sharp	Texas Tech	.751
17. Jody Conradt	Texas	.744
18. Andy Landers	Georgia	.742
19. Joe Foley*	Little Rock	.741
20. Joe Ciampi	Auburn	.740
21. Rick Insell*	MT	.733
22. Dawn Staley*	South Carolina	.733
22. Van Chancellor	LSU	.732
24. Brian Giorgis*	Marist	.731
25. Sonja Hogg	Baylor	.728

* - active coach





Head Coach Rick Insell

Head Coach Rick Insell (By The Numbers)

- Has produced 1,153 total victories in a career spanning 40-plus seasons:
 - 775-148 record at Shelbyville Central HS
 - 378-137 record at Middle Tennessee State
- Inducted into the Tennessee Secondary Schools Athletic Association Hall of Fame, 2003
- Inducted into the National High School Hall of Fame, February, 2007. He is one of only six Tennesseans, and just the fourth coach, elected.
- 2010 recipient of the Naismith Basketball Hall of Fame's Morgan Wootten Award for Lifetime Achievement for High School Girls Basketball.
- Inducted into Tennessee Sports Hall of Fame, 2012
- Inducted into the Cannon County Sports Hall of Fame, 2013
- Inducted into the Women's Basketball Hall of Fame, June 2017
- Inducted into the Blue Raiders Sports Hall of Fame, September 2017
- Inducted into the Basketball Coaches Association of Tennessee (BCAT) Hall of Fame, October 2021

Middle Tennessee State University (2005-Present)

- Middle Tennessee's all-time winningest basketball coach (men or women) with 378 wins; Current record is 378-137
- Has led the Lady Raiders into 15 consecutive postseason appearances, including 10 NCAA Tournaments
- Currently 12th on the NCAA Division I Winningest Coaches List with a .733 winning percentage
- Has led Middle Tennessee into four Conference USA Championship games in seven seasons, winning three (2014, 2016, 2021)
- Became Middle Tennessee's all-time winningest basketball coach (men or women) with MT's 61-46 win against North Texas (1/26/19), which was career win No. 333 at the time
- Guided the Lady Raiders to their 900th win all-time with a 62-55 win at Charlotte (2/7/19), making them one of 32 Division I teams with 900 or more wins
- Collected career win No. 300 in the 2017-18 season opener at Vanderbilt
- Notched career win No. 250 in the first round of the WNIT vs. Ball State in 2015
- Team won consecutive postseason games for first time in program history in 2015
- Team has notched 20-plus wins 14 of 16 seasons
- Team has participated in national postseason tournament 15 consecutive years under Insell (10 NCAAAs, 5 WNITs) (NOTE: 2019-20 postseason was cancelled due to COVID-19)
- Middle Tennessee has ranked in the Top 30 nationally in attendance 13 of 15 seasons
- Only coach in NCAA history to produce three consecutive NCAA scoring champions
- Led Middle Tennessee to seven Sun Belt Conference championships in eight-season span
- Has developed six All-Americans, five conference players of the year and four WNBA draft picks
- Three-time Coach of the Year
- Guided Middle Tennessee to school-record 30 wins in 2006-07

Shelbyville (Tenn.) Central HS (1978-2005)

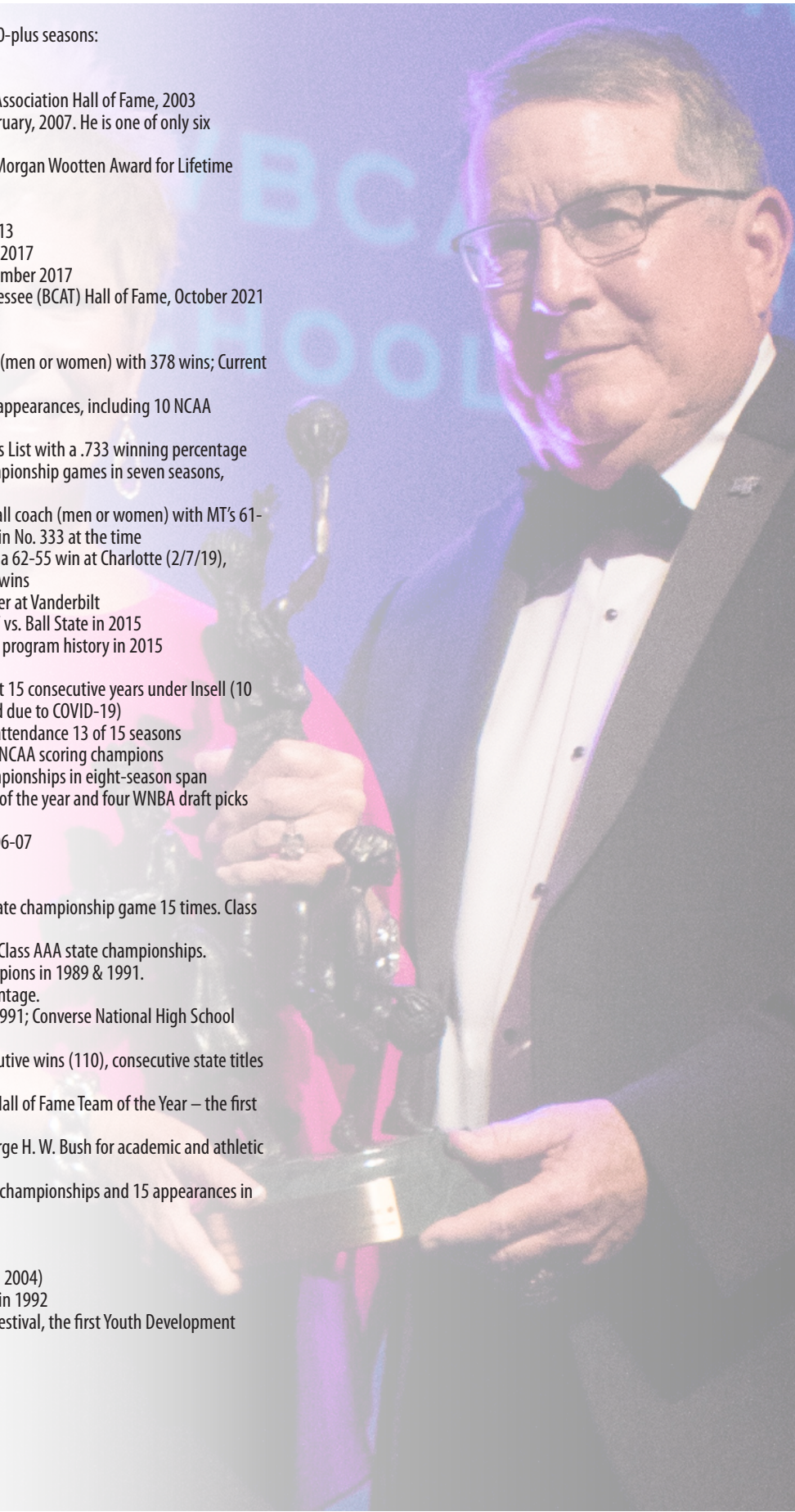
- In 28 seasons, had Shelbyville Central in the Class AAA state championship game 15 times. Class AAA is the highest classification in Tennessee.
- Led Shelbyville Central High School to a TSSAA record 10 Class AAA state championships.
- Shelbyville Central was named USA Today National Champions in 1989 & 1991.
- Posted a 775-148 record for an 84 percent winning percentage.
- Four-time National Coach of the Year - USA Today 1989, 1991; Converse National High School Coach of the Year 1990, 1992.
- Guided teams to Tennessee state records for most consecutive wins (110), consecutive state titles (4) and most state championships for a coach (10).
- 1991 Shelbyville team selected as the Tennessee Sports Hall of Fame Team of the Year – the first high school team ever to be recognized.
- Received invitation to the Oval Office from President George H. W. Bush for academic and athletic achievement.
- Led Shelbyville to 23 district championships, 16 regional championships and 15 appearances in the TSSAA Class AAA state championship game

AAU

- Won three AAU National Championships (1988, 1998 and 2004)
- First coach of the Kodak High School All-American Game in 1992
- Served as coach of the South Team at the 2002 Olympic Festival, the first Youth Development Festival by USA Basketball

Personal

- Birthdate: June 5, 1951
- Hometown: Woodbury, Tenn.
- Spouse: the former Deb Spry
- Children: Tom, Kyle and Matt
- Parents: Charles and Dot Insell





Insell vs...

Alabama	1-1	James Madison	1-1	South Alabama	17-0
Arizona	2-0	Kansas State	1-0	South Dakota State	4-4
Arizona State	0-3	Kennesaw State	2-0	Southeastern La.	1-0
Arkansas	0-4	Kentucky	3-9	St. Bonaventure	1-0
Arkansas State	11-2	Lipscomb	3-0	TCU	1-1
Auburn	1-0	Louisiana	11-0	Temple	0-1
Austin Peay	10-1	Louisiana Tech	8-2	Tennessee	0-8
Ball State	1-1	Louisville	1-4	Tennessee State	1-0
Belmont	0-3	LSU	2-1	Tennessee Tech	14-1
Canisius	1-0	Maine	1-0	Troy	18-1
Central Michigan	1-1	Marist	0-1	Tulane	3-2
Charlotte	10-1	Marshall	10-2	Tulsa	1-0
Chattanooga	3-2	Maryland	0-2	UAB	13-6
Clemson	2-0	Memphis	1-0	UALR	9-6
Coppin State	1-0	Miami	2-0	UCF	4-0
Dartmouth	1-0	Michigan State	0-1	ULM	10-0
Denver	9-0	Minnesota	1-0	UNC Asheville	2-0
East Carolina	2-0	Mississippi State	1-1	UNC Wilmington	1-0
Eastern Kentucky	1-0	Mississippi Valley State	1-0	UNLV	1-0
ETSU	2-0	Missouri State	2-0	USC (Southern Cal)	0-1
FIU	27-4	Morehead State	1-0	USF	2-0
Florida Atlantic	26-1	Nevada	1-0	UTEP	9-1
Florida State	0-1	New Orleans	7-0	UTSA	7-0
Fordham	0-1	North Dakota State	1-1	Utah	0-1
Furman	2-0	North Texas	18-1	Vanderbilt	2-1
Georgia	1-2	Ohio	0-3	VCU	1-0
Georgia Southern	1-0	Oklahoma	0-1	Virginia	0-3
Georgia State	2-0	Old Dominion	7-5	Wake Forest	1-0
Georgia Tech	0-5	Ole Miss	3-1	Western Carolina	1-2
Gonzaga	1-1	Oregon State	0-1	Western Kentucky	22-11
Houston	2-0	Penn State	1-1	Wright State	1-0
Iowa	0-1	Rice	8-4		
Indiana	1-0	Southern Miss	5-8		
IUPUI	1-0				
					378-137



KIM BREWTON, LIBERTY (2000)

12TH SEASON

Veteran collegiate women's basketball coach Kim Brewton begins her 12th season with the Lady Raiders in 2020-21 after joining Head Coach Rick Insell's coaching staff in July 2010.

Brewton's experience is one of the many assets she brings to the Blue Raider bench. She has been highly successful in women's basketball, both as a player and an assistant coach.

At Middle Tennessee, Brewton's responsibilities include, but are not limited to, recruiting, scouting, coaching guards and day-to-day preparation of the Blue Raider basketball team.

During her time at Middle Tennessee, Brewton has helped transform the Blue Raider backcourt, including developing some of the top guards in program history. In fact, Brewton has coached six position players who are in the program's 1,000-point club – Ty Petty, Kortni Jones, Icelyn Elie, Anne Marie Lanning, Olivia Jones and Anastasia Hayes.

Anastasia Hayes was named Conference USA Player of the Year following the 2020-21 season after finishing second in the nation in scoring with 26.5 ppg. Anastasia Hayes was C-USA Newcomer of the Year in 2019-20.

Brewton has developed three C-USA Freshmen of the Year (Olivia Jones, 2014; Taylor Sutton, 2018; Aislynn Hayes, 2020). Hayes became just the second player in program history to be named Freshman All-American when she was so honored by Her Hoops Stats in 2019-20.

Additionally, Brewton's guards also have been named C-USA Newcomer of the Year twice with A'Queen Hayes being honored in 2019 and Anastasia Hayes garnering the award in 2020.

Under Brewton's direction, Aislynn Hayes was a seven-time C-USA Freshman of the Week honoree in 2019-20. The seven honors are second most for a player in league history. Aislynn Hayes also became the only player ever to be named United States Basketball Writers Association National Freshman of the Week three times during the 2019-20 season. Sutton and Anna Jones also received USBWA National Freshman of the Week honors during their time with the program.

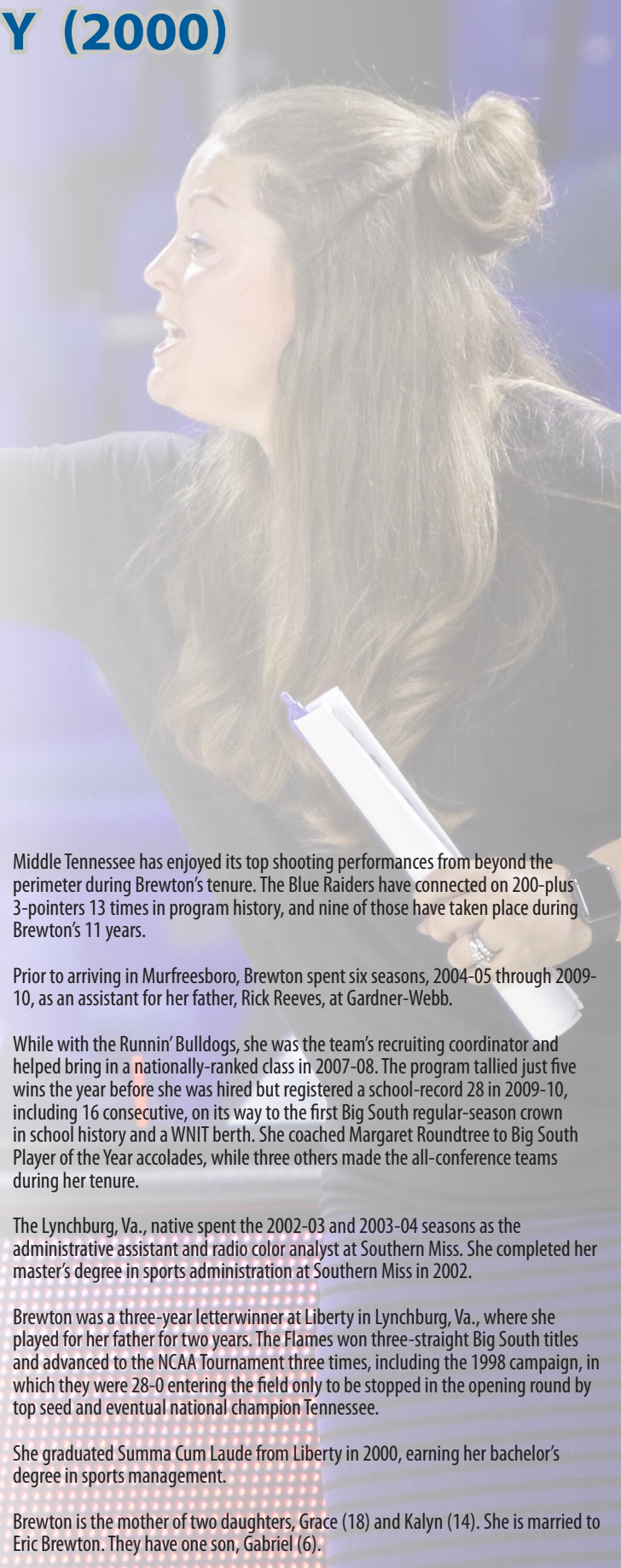
Brewton was instrumental in working with Kortni Jones, who made the transition from point guard to shooting guard and developed into the most prolific shooter in program history.

Kortni Jones set single-season school and conference records for 3-pointers made (115) and attempted (329), placing second nationally and tying for 10th on the all-time NCAA list for conversions. Jones also became the first MT women's basketball player to earn an invitation to the State Farm 3-Point Championships in 2013.

Brewton also helped develop guard Brea Edwards into one of the nation's premier shooters in 2016-17 when she finished second on the single-season 3-point field goals list with 98. Edwards was a first-team All C-USA selection and the Tennessee Sports Writers Player of the Year in 2016.

Another of Brewton's guard, Ty Petty, blossomed into one of the best to play her position at Middle Tennessee. Petty became MT's single-season assist leader in 2015-16 with 195 helpers on her way to first-team All C-USA honors. She was also MVP of the C-USA Championship. Additionally, Petty was a 1,000-point scorer, finished second on the career assists list with 540.

Shanice Cason stepped into the starting point guard role for 30 games in 2011-12 as the team's point guard and led the squad in assist/turnover ratio. Meanwhile, walk-on Caroline Warden became a go-to player during the Blue Raiders' successful run to the Sun Belt Conference regular season and tournament titles that same season.



Middle Tennessee has enjoyed its top shooting performances from beyond the perimeter during Brewton's tenure. The Blue Raiders have connected on 200-plus 3-pointers 13 times in program history, and nine of those have taken place during Brewton's 11 years.

Prior to arriving in Murfreesboro, Brewton spent six seasons, 2004-05 through 2009-10, as an assistant for her father, Rick Reeves, at Gardner-Webb.

While with the Runnin' Bulldogs, she was the team's recruiting coordinator and helped bring in a nationally-ranked class in 2007-08. The program tallied just five wins the year before she was hired but registered a school-record 28 in 2009-10, including 16 consecutive, on its way to the first Big South regular-season crown in school history and a WNIT berth. She coached Margaret Roundtree to Big South Player of the Year accolades, while three others made the all-conference teams during her tenure.

The Lynchburg, Va., native spent the 2002-03 and 2003-04 seasons as the administrative assistant and radio color analyst at Southern Miss. She completed her master's degree in sports administration at Southern Miss in 2002.

Brewton was a three-year letterwinner at Liberty in Lynchburg, Va., where she played for her father for two years. The Flames won three-straight Big South titles and advanced to the NCAA Tournament three times, including the 1998 campaign, in which they were 28-0 entering the field only to be stopped in the opening round by top seed and eventual national champion Tennessee.

She graduated Summa Cum Laude from Liberty in 2000, earning her bachelor's degree in sports management.

Brewton is the mother of two daughters, Grace (18) and Kalyn (14). She is married to Eric Brewton. They have one son, Gabriel (6).

NINA DAVIS, BAYLOR (2017)

SECOND SEASON

Nina Davis begins her second season as an assistant coach at Middle Tennessee following a heralded career at Baylor University.

A native of Memphis, Tennessee, Davis brings a wealth of experience to the Lady Raider bench, boasting more than 20 years of basketball experience from coaching, playing and broadcasting the game.

Davis is involved with every aspect of the program, including on-floor coaching, player development and recruiting. Her excellent leadership skills and knowledge of the game are great assets, along with having learned the game from hall of fame coaches.

Head Coach Rick Insell lauds Davis as a premier coach of post players because she understands what it takes to play the position at a high level as she did as a player at Baylor.

Davis was tasked with development of three Lady Raider freshmen post players in 2020-21: Jada Grannum, Kseniia Kozlova and Anabel LaTorre. All three made showed progress, making gains throughout the season, and are expected to be contributors in 2021-22.

The second-year coach also worked with sophomore post Courtney Whitson who nearly averaged a double-double in her second season and earned C-USA All-Tournament honors under Davis' tutelage.

Davis enjoyed a brilliant four-year career at Baylor where she played for Hall of Fame Coach Kim Mulkey and helped lead the Bears to four consecutive NCAA Tournaments. Baylor reached the Elite Eight in each of Davis' four seasons.

Davis was instrumental in helping lead Baylor to a 134-15 record during her playing career, averaging 16.3 points per game. She is the only player in Big 12 history to be named to the All-Tournament team all four years and was named Big 12 Championship MVP twice. She finished her career with more than 2,000 points and 1,000 rebounds, which is fifth all time at Baylor for both categories.

Davis' was a two-time Associated Press All-American and was also named to All-American teams by USBWA, WBCA and Wooden Award. She was the Big 12 Freshman of the Year in 2014 and the Big 12 Player of the Year in 2015, as well as a three-time All-Big 12 first team honoree.

In 2015, Davis represented her country on the USA Basketball Team which captured the gold medal with a perfect 6-0 record at the World University games in Gwangju, South Korea.

Upon completion of her collegiate career, Davis played for the Austria Flying Foxes in 2017-18, where she helped lead the team to the regular season and cup championships. Davis was named MVP of both.

Davis opted to begin a professional broadcasting career after one season at the professional level. She broadcasted the NCAA Women's Final Four and National Championship with ESPN in 2019 before joining the FOX Sports team.

Davis was a highly-decorated prep standout at Memphis Central where she was the Tennessee Gatorade Player of the Year and a Parade All-American in 2013. She was named 2013 Class AAA Miss Basketball when she averaged 28.3 points, 10.8 rebounds, 2.7 assists, 2.7 steals and 1.5 blocks. Davis scored more than 2,000 points and pulled more than 1,000 rebounds during her career. She led Memphis Central into the Class AAA state tournament all four years, winning the championship in 2013.



MATT INSELL, MIDDLE TENNESSEE (2007)

FOURTH SEASON

One of the rising stars in the women's basketball coaching ranks, Matt Insell begins his fourth season with Middle Tennessee in 2021-22 after joining Head Coach Rick Insell's staff in May, 2018.

Matt Insell, who is the son of Hall of Fame Coach Rick Insell, previously served as the head women's basketball coach at Ole Miss for five seasons before returning to his alma mater, where he earned a bachelor's degree in political science in 2007.

In what already has been a stellar career, Matt Insell has been a part of eight teams that have participated in postseason play. Four of his teams at Kentucky advanced to the NCAA Tournament with three reaching the Elite Eight and another falling in the second round. Middle Tennessee advanced into the NCAA Tournament in 2021. Matt Insell also participated in the WNIT three times, twice with Ole Miss and once at Middle Tennessee.

Although a great deal of work turned in by assistant coaches is behind the scenes, Matt Insell plays a vital role in Middle Tennessee's success. His game scouts are descriptive and detailed, and he also focuses time with game planning and player development.

Building relationships is also one of Matt Insell's strong suits. He prides himself on being there for student-athletes whenever guidance is needed to ensure they are able to enjoy a successful college career both on and off the court.

Matt Insell has shown an ability to recruit nationally and has an extraordinary talent to connect with elite prospects. His recruiting savvy was realized from the outset as he made an immediate impact at Middle Tennessee with the signing of two McDonald's All-Americans (Rellah Boothe and Anastasia Hayes) in his first season on the staff. He also signed graduate transfer A'Queen Hayes, who would become the 2018-19 C-USA Newcomer of the Year, while Anastasia Hayes earned the honor in 2019-20. Anastasia Hayes was also C-USA Player of the Year in 2021.

At Middle Tennessee, Matt Insell is involved in every aspect of the program with an emphasis on recruiting, player development and working with Lady Raider guards. During Matt Insell's first year on the Lady Raider bench, A'Queen Hayes and Taylor Sutton were decorated with C-USA Newcomer of the Year and Freshman of the Year, respectively.

Another of Matt Insell's heralded signees, Aislynn Hayes, a heralded 2019 signee, burst onto the scene and became the second player in program history to be named Freshman All-American in 2019-20. She was also C-USA Freshman of the Year, a seven-time C-USA Freshman of the Week and a three-time USBWA National Freshman of the Week.

During his time at Ole Miss, Matt Insell led the program to four top-25 wins and two 17-plus win seasons amidst the intense strength of schedule in the SEC. He was named the eighth head women's basketball coach in Ole Miss history (3/28/13), following five seasons as an assistant on Matthew Mitchell's staff at Kentucky.

Matt Insell led Ole Miss to two national postseason tournaments where they competed in the WNIT. Ole Miss opened its brand-new arena, The Pavilion at Ole Miss, with 12-straight home wins -- the most home since the late 1980s when Ole Miss won 15 straight. Ole Miss also set a new attendance record for the third straight year with 8,088 fans in attendance to see the Rebels earn their 800th win in program history over Jackson State.

Insell guided Ole Miss to some significant wins during his time in Oxford, Miss., knocking off eventual Elite Eight school and 25th-ranked Oregon at home, 83-67 -- marking the third-straight season with a top-25 win under Insell. The Rebels also ended a pair of long losing streaks during the year, breaking a 28-game losing streak that dated back to 1996 against Tennessee (67-62), as well as picking up the first win over Texas A&M since 1997 on Senior Night with a 62-49 victory.

Insell led a young team in 2015-16 with just two seniors and only two returnees that had been in the program for more than two seasons, but the Rebels still produced some exciting moments on the court. For the second consecutive season, the Rebels knocked off a ranked foe with a 67-59 victory over No. 9 Kentucky. The win was the first over a top-10 school for Ole Miss since 2010, when the Rebels took down No. 8 Georgia (66-65).

In just his second year at Ole Miss, Matt Insell took the Rebels to new heights in 2014-15 with 19 wins and seven victories in SEC play, the most overall wins since the 2009-10 season. The Rebels also returned to the postseason with a third-round foray into the WNIT.

The Rebels, who improved seven wins in 2014-15, posted four wins over NCAA Tournament participants, and, after being picked to finish last in the SEC preseason coaches and media poll, closed the season tied for No. 7 in the league standings. Ole Miss garnered the No. 8 seed for the SEC Tournament -- the highest seed for the Rebels in five seasons.

In 2014-15, Insell and the Rebels knocked off ranked foes in No. 13 Kentucky and No. 18 Georgia -- the first time in five years Ole Miss had defeated a ranked foe. The season also saw Ole Miss pick up its 400th win at Tad Smith Coliseum. One of the high points of the season was when Matt Insell and his father, Rick, made women's basketball history by becoming the first father-son duo to play against each other in NCAA women's basketball when Middle Tennessee made the trip to Oxford in November. Insell laid the foundation for the Rebels during his first season in 2013-14, leading Ole Miss to a 10-6 non-conference record and a seven-game winning streak -- the longest streak for the Rebels since the 2007-08 season.

After battling through the always-challenging SEC schedule, the Rebels entered the SEC Tournament as the No. 14 seed, determined to take the momentum from a regular season finale victory over Auburn into the postseason tournament. Drawing the No. 11 seed Arkansas, the Rebels took care of business with a 63-62 victory, giving Ole Miss a statement win for Matt Insell. He also led the Rebels to wins over in-state rival, Mississippi State, to give the first-year head coach his first SEC victory.


Prior to his time leading the Rebels, Matt Insell spent five years as an assistant coach for a very successful Kentucky Wildcat team under head coach Matthew Mitchell. While there, UK recorded four 20-win seasons and four trips to the NCAA Tournament -- ending each of the last three seasons he spent in Lexington ranked in the top-25.

Matt Insell, who was responsible for the guards while also having recruiting and player development duties, served as the top assistant coach and helped UK ink three top-10 recruiting classes and seven McDonald's All-Americans. During his time at Kentucky, Insell helped develop guard A'dia Mathies, a two-time SEC Player of the Year and All-America candidate, and Bria Goss who was named SEC Freshman of the Year.

Before his time at Kentucky, Insell was the director of basketball operations at Louisiana Tech under head coach Chris Long. He ended up at Louisiana Tech following an extremely successful career as one of the top AAU coaches in the country, leading the Tennessee Flight -- a Nike Elite travel program. Matt Insell made a national name for himself when 41 of his former AAU players went on to play Division I basketball, including former Wildcats Victoria Dunlap and Crystal Riley. He also coached the Shelbyville Sports Shop 15-Under team to the AAU National Championship title in 2004.

Matt Insell earned valuable basketball experience while attending the University of Tennessee from 2001-05. He worked closely with both the men's and women's basketball programs, serving as a student assistant and video coordinator under former men's head coach Buzz Peterson and as an instructor at Pat Summitt's summer basketball camps. The Shelbyville, Tenn., native transferred to Middle Tennessee State during the 2005-06 season.

Matt Insell is married to the former Autumn Clark. They have two children: Clark Richmond (2) and Evie Brooke (1).



Eddie
SANDERS

COORDINATOR FOR BASKETBALL RELATIONS
THIRD SEASON
FREED-HARDEMAN, 1993

Eddie Sanders enters his third season with Middle Tennessee women's basketball team as the coordinator for basketball relations on Head Coach Rick Insell's staff.

Sanders has a varied background as a high school educator, basketball coach and has served in many different capacities in religious ministries.

His duties at Middle Tennessee include, but are not limited to, assisting with administrative aspects of the program. Essential tasks will include: oversight of day-to-day correspondence with university officials, oversight of daily on-going recruiting activities, community outreach and community service projects and NCAA Life Skill programs developed for women's basketball student-athletes.

Sanders was most recently the head girls' basketball coach at Harding University High School in Charlotte, N.C., where he served in that capacity for two season.

Sanders began his coaching career as a student assistant at his alma mater, Freed-Hardeman, from 1989-to-93 before beginning his prep coaching career at Henry County High School in Paris, Tenn. From there, Sanders accepted a coaching position at Shelbyville Central High School where he worked with the boys' basketball program. During his time in Shelbyville, Tenn., Sanders also was heavily involved with the AAU Boys' Basketball Program.

After his stint at Shelbyville, Sanders became an instructor at Friendship Christian in Lebanon, Tenn., before beginning a career as a minister at Macedonia Church of Christ in Columbia, Tenn. Sanders also has served as a minister at churches in Kentucky and North Carolina.

Originally from Paris, Tenn., Sanders received his bachelor's degree at Freed-Hardeman University in Henderson, Tenn., and he also has a Masters of Science in psychology. Sanders is married to the former Annette McGowan.



Jonathan **GRIFFITH**

**ATHLETIC TRAINER
SECOND SEASON
MIDDLE TENNESSEE, 2017**

Jonathan Griffith enters his second season as the head athletic trainer for women's basketball at Middle Tennessee after serving as the athletic trainer for cross country and track and field during 2019-20. His duties at Middle Tennessee also include working as the insurance coordinator and managing all athletic-related bills.

Griffith's responsibilities include, but are not limited to, evaluating, treating and rehabilitating and managing athletic injuries, as well as practice and event coverage for women's basketball. He also assists with medical spotting coverage per Conference USA rules for home football games at Middle Tennessee.

Prior to Middle Tennessee, Griffith served as a graduate at Jacksonville State, where he worked

with the baseball and cross country teams from 2017-19.

Griffith served as an athletic training intern at Vanderbilt in 2017, working with the Commodores nationally-renowned baseball program. He was a summer athletic training intern with the Los Angeles Rams football team in 2015.

Griffith earned his Bachelors of Science degree in athletic training at Middle Tennessee in 2017. He earned his Master of Science in Sport Management at Jacksonville State in 2019.

Griffith is certified by the National Athletic Trainers' Association (NATA) and he is a BOC Certified Athletic Trainer.



Tessa **GROSSMAN**

**STRENGTH AND CONDITIONING
SECOND SEASON
DARTMOUTH, 2020**

Tessa Grossman is in her first season as the head strength and conditioning coach for Middle Tennessee women's basketball.

Grossman is responsible for designing and implementing strength and conditioning programs for the women's basketball team. She creates curriculum and oversees the strength and conditioning internship program, while also assisting with managing the Middle Tennessee nutrition area.

Prior to Middle Tennessee, Grossman served as graduate assistant strength and conditioning coach at Illinois State University, where she was responsible for designing and implementing annual training programs for women's gymnastics, women's golf and men's tennis. She also assisted with the implementation of training programs for football, softball, volleyball and women's basketball.

Grossman was also a Bill Walsh Diversity Coaching Fellow for the Cincinnati Bengals, where she participated in virtual Q & A sessions with the Bengals' physical therapist and their strength and conditioning staff. The fellowship program was adapted due to COVID protocols.

Grossman also served as an intern football strength coach at the University of California Berkeley, the Los Angeles Rams, Mamba Sports Academy, Dartmouth College and Keen Performance.

Grossman received her B.S. degree from Dartmouth College in May, 2020, and her Master of Science in Sports Psychology and Biomechanics from Illinois State in 2022.

Grossman is a certified strength and conditioning specialist (CSCS) through NCSA, and she is also AED/CPR certified.



2020-21

SEASON REVIEW



2020-21 Middle Tenn. Women's Basketball
Combined Team Statistics
All games

Game Records

Record	Overall	Home	Away	Neutral
ALL GAMES	17-8	8-5	6-2	3-1
CONFERENCE	12-4	6-3	6-1	0-0
NON-CONFERENCE	5-4	2-2	0-1	3-1

Score by Periods

Team	1st	2nd	3rd	4th	OT	TOT
Middle Tenn.	473	391	482	494	11	1851
Opponents	392	403	472	483	8	1758

Team Box Score

No.	Player	Total			3-Point		F-Throw		Rebounds				Other				PTS	AVG				
		GP-GS	MIN	AVG	FG-FGA	FG%	3FG-FGA	3FG%	FT-FTA	FT%	OFF	DEF	TOT	AVG	PF	DQ			A	TO	BLK	STL
1	HAYES, Anastasia	25-25	960:27	38.4	234-505	.463	26-107	.243	169-265	.638	34	102	136	5.4	58	0	128	99	7	69	663	26.5
11	HAYES, Aislynn	21-21	819:23	39.0	89-259	.344	45-149	.302	71-105	.676	22	109	131	6.2	44	0	74	64	4	26	294	14.0
31	CAGE, Deja	25-23	856:55	34.3	97-253	.383	56-174	.322	16-28	.571	26	99	125	5.0	43	0	35	29	12	19	266	10.6
33	WHITSON, Courtney	25-25	892:39	35.7	95-237	.401	56-155	.361	20-23	.870	71	121	192	7.7	87	5	23	34	10	24	266	10.6
23	WHITTINGTON, Alexis	25-25	911:26	36.5	64-190	.337	39-130	.300	33-43	.767	55	90	145	5.8	76	4	37	27	25	29	200	8.0
30	BOOTHE, Rellah	18-3	187:40	10.4	33-78	.423	5-17	.294	12-20	.600	22	35	57	3.2	35	0	6	7	4	4	83	4.6
32	KOZLOVA, Kesniia	20-3	178:34	8.9	18-39	.462	0-0	.000	6-10	.600	21	25	46	2.3	43	2	2	6	2	3	42	2.1
3	LEWIS, Taylor	10-0	106:59	10.7	5-21	.238	1-11	.091	7-10	.700	12	15	27	2.7	12	0	2	3	6	1	18	1.8
12	GRANNUM, Jada	7-0	31:33	4.5	1-9	.111	0-0	.000	5-8	.625	6	6	12	1.7	7	0	0	1	2	2	7	1.0
24	WHITTINGTON, Amanda	13-0	77:04	5.9	4-16	.250	4-16	.250	0-2	.000	0	3	3	0.2	10	0	3	1	5	3	12	0.9
15	LATORRE, Anabel	1-0	02:19	2.3	0-2	.000	0-0	.000	0-0	.000	1	1	2	2.0	2	0	0	0	0	0	0	0.0
Team											44	46	90				19					
Total		25	5025		640-1609	.398	232-759	.306	339-514	.660	314	652	966	38.6	417	11	310	290	77	180	1851	74.0
Opponents		25	5025		651-1581	.412	174-581	.299	282-420	.671	335	732	1067	42.7	460	10	348	380	66	123	1758	70.3

Team Statistics

	MTSU	OPP
Scoring	1851	1758
Points per game	74.0	70.3
Scoring margin	+3.7	-
Field goals-att	640-1609	651-1581
Field goal pct	.398	.412
3 point fg-att	232-759	174-581
3-point FG pct	.306	.299
3-pt FG made per game	9.3	7.0
Free throws-att	339-514	282-420
Free throw pct	.660	.671
F-Throws made per game	13.6	11.3
Rebounds	966	1067
Rebounds per game	38.6	42.7
Rebounding margin	-4.0	-
Assists	310	348
Assists per game	12.4	13.9
Turnovers	290	380
Turnovers per game	11.6	15.2
Turnover margin	+3.6	-
Assist/turnover ratio	1.1	0.9
Steals	180	123
Steals per game	7.2	4.9
Blocks	77	66
Blocks per game	3.1	2.6
Winning streak	0	-
Home win streak	1	-
Attendance	5409	2385
Home games-Avg/Game	13-416	8-298
Neutral site-Avg/Game	-	4-230

Team Results

Date	Opponent		Score	Att.
12/06/2020	Belmont	L	64-70	100
12/09/2020	Tulane	L	78-81	0
12/13/2020	at TCU	L	77-83	736
12/17/2020	Troy	W	92-76	100
12/20/2020	Lipscomb	W	84-64	100
01/01/2021	Fla. Atlantic	W	84-65	100
01/02/2021	Fla. Atlantic	W	66-64	100
01/08/2021	at FIU	W	69-65	115
01/09/2021	at FIU	W	99-89	101
01/15/2021	Southern Miss.	W	78-58	100
01/16/2021	Southern Miss.	L	61-69	100
01/22/2021	at Western Ky.	W	75-65	527
01/23/2021	at Western Ky.	W	77-60	601
01/28/2021	at UAB	Wot	81-78	305
01/30/2021	UAB	W	95-68	100
02/05/2021	at Charlotte	W	77-70	0
02/06/2021	at Charlotte	L	72-82	0
02/26/2021	Old Dominion	L	57-74	1159
02/27/2021	Old Dominion	W	74-70	1150
03/04/2021	Marshall	L	49-72	1150
03/05/2021	Marshall	W	61-54	1150
03/11/2021	vs Louisiana Tech	W	77-71	507
03/12/2021	vs UTEP	W	74-58	413
03/13/2021	vs Rice	W	68-65	0
03/21/2021	vs Tennessee	L	62-87	0



2020-21 Middle Tenn. Women's Basketball
 Combined Team Statistics
 In Conference games

Game Records

Record	Overall	Home	Away	Neutral
ALL GAMES	12-4	6-3	6-1	0-0
CONFERENCE	12-4	6-3	6-1	0-0
NON-CONFERENCE	0-0	0-0	0-0	0-0

Score by Periods

Team	1st	2nd	3rd	4th	OT	TOT
Middle Tenn.	266	252	322	324	11	1175
Opponents	248	251	304	292	8	1103

Team Box Score

No.	Player				Total		3-Point		F-Throw		Rebounds											
		GP-GS	MIN	AVG	FG-FGA	FG%	3FG-FGA	3FG%	FT-FTA	FT%	OFF	DEF	TOT	AVG	PF	DQ	A	TO	BLK	STL	PTS	AVG
1	HAYES, Anastasia	16-16	607:30	38.0	147-325	.452	14-68	.206	111-170	.653	20	60	80	5.0	35	0	76	59	5	50	419	26.2
11	HAYES, Aislynn	14-14	550:25	39.3	63-177	.356	27-99	.273	54-80	.675	15	75	90	6.4	25	0	53	44	2	17	207	14.8
31	CAGE, Deja	16-16	563:41	35.2	69-171	.404	38-115	.330	10-18	.556	18	60	78	4.9	26	0	17	23	9	14	186	11.6
33	WHITSON, Courtney	16-16	566:20	35.4	64-156	.410	32-94	.340	11-13	.846	51	78	129	8.1	55	2	15	26	4	16	171	10.7
23	WHITTINGTON, Alexis	16-16	567:12	35.5	30-101	.297	18-68	.265	14-18	.778	35	64	99	6.2	55	2	21	16	11	20	92	5.8
30	BOOTHE, Rellah	10-2	96:55	9.7	21-45	.467	2-6	.333	5-7	.714	12	15	27	2.7	19	0	0	3	3	1	49	4.9
32	KOZLOVA, Kesniia	13-0	106:49	8.2	10-22	.455	0-0	.000	3-7	.429	14	18	32	2.5	25	2	2	3	1	1	23	1.8
3	LEWIS, Taylor	7-0	71:15	10.2	3-16	.188	1-10	.100	2-4	.500	5	11	16	2.3	8	0	2	3	4	1	9	1.3
12	GRANNUM, Jada	6-0	29:59	5.0	1-9	.111	0-0	.000	5-8	.625	6	6	12	2.0	7	0	0	1	2	2	7	1.2
24	WHITTINGTON, Amanda	11-0	64:54	5.9	4-15	.267	4-15	.267	0-0	.000	0	1	1	0.1	10	0	2	1	4	3	12	1.1
Team											30	26	56					7				
Total		16	3225		412-1037	.397	136-475	.286	215-325	.662	206	414	620	38.8	265	6	188	186	45	125	1175	73.4
Opponents		16	3225		404-1006	.402	113-393	.288	182-275	.662	225	466	691	43.2	291	7	218	253	37	82	1103	68.9

Team Statistics

	MTSU	OPP
Scoring	1175	1103
Points per game	73.4	68.9
Scoring margin	+4.5	-
Field goals-att	412-1037	404-1006
Field goal pct	.397	.402
3 point fg-att	136-475	113-393
3-point FG pct	.286	.288
3-pt FG made per game	8.5	7.1
Free throws-att	215-325	182-275
Free throw pct	.662	.662
F-Throws made per game	13.4	11.4
Rebounds	620	691
Rebounds per game	38.8	43.2
Rebounding margin	-4.4	-
Assists	188	218
Assists per game	11.8	13.6
Turnovers	186	253
Turnovers per game	11.6	15.8
Turnover margin	+4.2	-
Assist/turnover ratio	1.0	0.9
Steals	125	82
Steals per game	7.8	5.1
Blocks	45	37
Blocks per game	2.8	2.3
Winning streak	1	-
Home win streak	1	-
Attendance	5109	1649
Home games-Avg/Game	9-568	7-236
Neutral site-Avg/Game	-	0-0

Team Results

Date	Opponent		Score	Att.
01/01/2021	Fla. Atlantic	W	84-65	100
01/02/2021	Fla. Atlantic	W	66-64	100
01/08/2021	at FIU	W	69-65	115
01/09/2021	at FIU	W	99-89	101
01/15/2021	Southern Miss.	W	78-58	100
01/16/2021	Southern Miss.	L	61-69	100
01/22/2021	at Western Ky.	W	75-65	527
01/23/2021	at Western Ky.	W	77-60	601
01/28/2021	at UAB	Wot	81-78	305
01/30/2021	UAB	W	95-68	100
02/05/2021	at Charlotte	W	77-70	0
02/06/2021	at Charlotte	L	72-82	0
02/26/2021	Old Dominion	L	57-74	1159
02/27/2021	Old Dominion	W	74-70	1150
03/04/2021	Marshall	L	49-72	1150
03/05/2021	Marshall	W	61-54	1150



2020-21 Comparison Stats



2020-21 Lady Raider Basketball Middle Tennessee Team Game-by-Game Comparison (as of Mar 21, 2021) All games



Opponent	1st	2nd	Score	Mar	Total FG	FG Pct	3-Pointers	3FG Pct	Free Throws	FT Pct	Rebounds	Assist	T/Over	Block	Steal	Fouls
BELMONT	35/42	29/28	64-70	(6)	18-53/27-61	.340/.443	6-23/9-21	.261/.429	22-44/7-10	.500/.700	33/49 (16)	5/16	9/18	2/2	9/5	16/32
TULANE	36/38	42/43	78-81	(3)	22-64/29-67	.344/.433	9-31/11-30	.290/.367	25-30/12-19	.833/.632	45/41 +4	10/15	12/10	4/4	5/6	18/21
TCU	35/34	42/49	77-83	(6)	28-69/29-64	.406/.453	11-36/11-22	.306/.500	10-13/14-17	.769/.824	43/35 +8	15/17	19/11	3/2	5/5	18/18
TROY	53/30	39/46	92-76	+16	29-76/29-68	.382/.426	17-44/4-13	.386/.308	17-24/14-23	.708/.609	54/43 +11	20/15	15/16	4/4	9/7	22/21
LIPSCOMB	38/29	46/35	84-64	+20	30-68/22-69	.441/.319	12-31/6-32	.387/.188	12-23/14-18	.522/.778	45/44 +1	11/8	5/11	5/3	3/3	18/21
FLA. ATLANTIC	34/37	50/28	84-65	+19	30-72/25-75	.417/.333	8-26/11-39	.308/.282	16-23/4-9	.696/.444	57/41 +16	13/12	18/14	3/3	6/9	15/21
FLA. ATLANTIC	30/31	36/33	66-64	+2	24-55/26-70	.436/.371	7-23/10-36	.304/.278	11-20/2-3	.550/.667	40/39 +1	7/15	15/14	4/1	6/8	11/17
FIU	23/31	46/34	69-65	+4	24-58/24-69	.414/.348	5-25/6-29	.200/.207	16-23/11-19	.696/.579	39/47 (8)	10/18	16/15	2/3	10/6	21/19
FIU	42/30	57/59	99-89	+10	31-66/34-76	.470/.447	16-35/7-22	.457/.318	21-31/14-18	.677/.778	42/41 +1	16/17	17/15	2/1	5/10	16/24
SOUTHERN MISS.	41/29	37/29	78-58	+20	24-71/22-54	.338/.407	7-26/3-16	.269/.188	23-29/11-18	.793/.611	40/45 (5)	10/11	2/20	5/8	12/1	14/23
SOUTHERN MISS.	34/28	27/41	61-69	(8)	21-64/26-57	.328/.456	8-38/7-16	.211/.438	11-14/10-14	.786/.714	33/43 (10)	12/15	17/24	4/3	10/8	14/17
Western Ky.	34/20	41/45	75-65	+10	28-61/24-55	.459/.436	8-26/8-24	.308/.333	11-13/9-14	.846/.643	39/28 +11	16/15	15/16	1/4	10/5	17/16
Western Ky.	33/27	44/33	77-60	+17	31-63/23-63	.492/.365	9-33/6-19	.273/.316	6-13/8-15	.462/.533	39/40 (1)	19/12	19/19	3/2	8/8	17/14
UAB	38/33	32/37	81-78	+3	25-73/29-76	.342/.382	13-35/13-38	.371/.342	18-27/7-10	.667/.700	45/56 (11)	12/23	7/15	4/1	12/3	16/19
UAB	38/27	57/41	95-68	+27	35-73/22-59	.479/.373	13-33/5-30	.394/.167	12-20/19-28	.600/.679	45/38 +7	15/8	3/10	3/0	6/1	22/19
Charlotte	30/33	47/37	77-70	+7	31-66/21-54	.470/.389	4-23/3-17	.174/.176	11-17/25-31	.647/.806	35/38 (3)	10/6	7/14	3/0	3/3	22/16
Charlotte	37/44	35/38	72-82	(10)	28-79/25-56	.354/.446	11-33/7-15	.333/.467	5-13/25-31	.385/.806	31/48 (17)	14/14	6/19	3/4	12/3	20/13
OLD DOMINION	25/24	32/50	57-74	(17)	21-61/28-60	.344/.467	6-28/7-22	.214/.318	9-14/11-26	.643/.423	34/48 (14)	8/14	13/14	2/2	7/2	19/12
OLD DOMINION	27/34	47/36	74-70	+4	27-60/27-64	.450/.422	9-28/8-23	.321/.348	11-19/8-13	.579/.615	33/46 (13)	12/15	11/14	2/1	6/5	13/19
MARSHALL	25/43	24/29	49-72	(23)	13-57/28-64	.228/.438	3-25/6-23	.120/.261	20-30/10-14	.667/.714	40/44 (4)	4/16	15/14	3/2	8/7	15/23
MARSHALL	27/28	34/26	61-54	+7	19-58/20-54	.328/.370	9-38/6-24	.237/.250	14-19/8-12	.737/.667	28/49 (21)	10/7	5/16	1/2	4/3	13/19
Louisiana Tech	36/31	41/40	77-71	+6	27-52/25-58	.519/.431	9-22/9-19	.409/.474	14-26/12-15	.538/.800	39/28 +11	16/15	14/13	2/1	6/5	12/21
UTEP	42/27	32/31	74-58	+16	27-59/25-61	.458/.410	10-26/4-20	.385/.200	10-12/4-12	.833/.333	31/41 (10)	19/14	8/16	9/1	7/0	19/11
Rice	32/26	36/39	68-65	+3	24-63/28-64	.381/.438	12-38/5-19	.316/.263	8-10/4-7	.800/.571	35/39 (4)	14/15	8/11	3/5	4/3	12/10
Tennessee	39/39	23/48	62-87	(25)	23-68/33-63	.338/.524	10-33/2-12	.303/.167	6-7/19-24	.857/.792	21/56 (35)	12/15	14/21	0/7	7/7	17/14

Note: Game totals are displayed in the format TEAM/OPPONENT for each category



2020-21 Middle Tenn. Women's Basketball
Points-rebounds-assists
All games

Opponent	Date	Score	1	3	11	12	15	23	24	30	31	32	33	
			HAYES,ANAS	LEWIS,TAYL	HAYES,AISL	GRANNUM,JA	LATORRE,AN	WHITTINGTO	WHITTINGTO	BOOTHE,REL	CAGE,DEJA	KOZLOVA,KE	WHITSON,CO	
Belmont	12/06/2020	64-70	L	25-4-1	DNP	5-2-2	DNP	DNP	12-7-0	0-0-0	6-5-0	7-1-2	2-0-0	7-11-0
Tulane	12/09/2020	78-81	L	27-6-6	DNP	18-10-1	DNP	DNP	14-8-0	DNP	DNP	7-3-2	5-4-0	7-11-1
at TCU	12/13/2020	77-83	L	28-14-8	DNP	13-8-4	DNP	DNP	13-4-2	DNP	10-5-0	2-7-0	2-1-0	9-2-1
Troy	12/17/2020	92-76	W	29-7-10	8-7-0	DNP	DNP	DNP	16-2-5	DNP	2-3-3	24-7-1	4-6-0	9-16-1
Lipscomb	12/20/2020	84-64	W	35-8-3	1-4-0	DNP	DNP	0-2-0	11-11-2	0-2-1	0-0-0	22-6-4	4-2-0	11-5-1
Fla. Atlantic	01/01/2021	84-65	W	34-7-4	0-0-0	13-7-6	DNP	DNP	7-13-1	DNP	DNP	20-5-0	0-0-0	10-19-2
Fla. Atlantic	01/02/2021	66-64	W	22-2-4	DNP	23-12-2	DNP	DNP	2-5-0	0-0-0	DNP	8-9-0	0-1-0	11-3-1
at FIU	01/08/2021	69-65	W	29-4-4	0-2-0	16-5-5	2-3-0	DNP	7-9-0	0-0-0	DNP	8-8-1	0-0-0	7-7-0
at FIU	01/09/2021	99-89	W	28-4-5	DNP	29-5-5	DNP	DNP	12-11-2	3-0-1	DNP	7-5-3	0-1-0	20-15-0
Southern Miss.	01/15/2021	78-58	W	26-3-4	DNP	10-11-3	4-4-0	DNP	6-5-1	6-0-0	DNP	15-6-2	2-3-0	9-3-0
Southern Miss.	01/16/2021	61-69	L	24-5-4	DNP	18-7-3	DNP	DNP	0-6-1	0-0-0	DNP	11-4-2	DNP	8-7-2
at Western Ky.	01/22/2021	75-65	W	25-2-8	DNP	8-3-2	0-0-0	DNP	9-4-3	DNP	7-6-0	12-5-1	8-8-0	6-8-2
at Western Ky.	01/23/2021	77-60	W	20-4-3	DNP	15-7-8	DNP	DNP	9-3-1	0-0-0	10-4-0	11-9-2	0-0-1	12-9-4
at UAB	01/28/2021	81-78	Wot	42-3-4	DNP	16-7-4	DNP	DNP	7-7-3	DNP	0-0-0	13-4-0	0-7-0	3-10-1
UAB	01/30/2021	95-68	W	35-8-6	2-1-0	18-6-5	0-0-0	DNP	6-5-3	3-1-1	4-4-0	12-4-0	0-1-0	15-11-0
at Charlotte	02/05/2021	77-70	W	28-9-4	6-5-0	DNP	DNP	DNP	2-5-2	0-0-0	4-1-0	17-3-4	6-5-0	14-6-0
at Charlotte	02/06/2021	72-82	L	22-4-9	1-8-2	DNP	0-0-0	DNP	4-3-0	0-0-0	0-2-0	21-6-2	2-1-1	22-7-0
Old Dominion	02/26/2021	57-74	L	32-6-3	DNP	5-3-2	DNP	DNP	3-5-2	DNP	4-3-0	2-4-0	2-2-0	9-8-1
Old Dominion	02/27/2021	74-70	W	18-7-5	0-0-0	15-8-5	DNP	DNP	11-6-2	DNP	7-1-0	17-3-0	DNP	6-7-0
Marshall	03/04/2021	49-72	L	17-5-1	0-0-0	6-5-2	1-5-0	DNP	1-9-0	0-0-0	6-2-0	10-3-0	3-3-0	5-4-1
Marshall	03/05/2021	61-54	W	17-7-8	DNP	15-4-1	DNP	DNP	6-3-0	0-0-0	7-4-0	2-0-0	DNP	14-5-1
vs Louisiana Tech	03/11/2021	77-71	W	34-7-5	DNP	10-6-4	DNP	DNP	12-5-0	DNP	10-7-2	0-7-4	DNP	11-6-1
vs UTEP	03/12/2021	74-58	W	23-2-7	0-0-0	11-5-5	DNP	DNP	19-5-3	DNP	3-5-1	5-5-3	0-0-0	13-3-0
vs Rice	03/13/2021	68-65	W	17-6-7	DNP	15-7-3	DNP	DNP	4-2-1	DNP	3-4-0	7-9-2	DNP	22-5-1
vs Tennessee	03/21/2021	62-87	L	26-2-5	DNP	15-3-2	0-0-0	DNP	7-2-3	DNP	0-1-0	6-2-0	2-1-0	6-4-2





Lady Raiders Win C-USA Championship

- Middle Tennessee earned C-USA's automatic berth into the NCAA Tournament with a 68-65 win against Rice in the championship game.
- MT turned back Louisiana Tech, 77-71, in the quarterfinals and thwarted UTEP, 74-58, in the semis.
- Four Lady Raiders averaged double figures, led by Anastasia Hayes' 24.7 points per game. Courtney Whitson averaged 15.3, Aislynn Hayes 12.0 and Alexis Whittington 11.7.
- The Lady Raiders averaged 73.0 points per game, while allowing 64.7. They shot 45 percent (78-of-174) from the field and 36 percent (31-of-86) from 3-point range.

Conference Tournament Titles By Year

Ohio Valley (6)	Sun Belt (7)	C-USA (3)
1982-83	2003-04	2013-14
1983-84	2004-05	2015-16
1984-85	2005-06	2020-21
1985-86	2006-07	
1987-88	2008-09	
1997-98	2009-10	
	2012-13	

Whitson Earns All-Tournament Nod

- Sophomore Courtney Whitson was named to the C-USA All-Tournament team after averaging 15.3 points, 4.7 rebounds and shooting 52 percent (12-of-23) from beyond the arc.
- Whitson was consistent throughout but made her biggest mark in the championship game when she poured in six 3-pointers to tie the C-USA Championship game record.
- Whitson was 6-of-12 from 3-point range and 8-of-14 overall in the title game. She tied her career high with six 3-pointers and 22 points.

3-Point Attack Among Nation's Best

- MT ranked **11th nationally** for 3-point field goals per game (9.2) and **12th** for 3-PT field goals made with 232.
- MT connected for 7-plus treys 18 times and they had double-figure 3s in nine games, including 17 vs. Troy.

From Way Downtown

- MT topped 200 treys for the 14th time in program history with 10 3-pointers vs. UTEP in the C-USA semis.
- The Lady Raiders have had 14 seasons with 200-plus 3-pointers since the shot was adopted for women's basketball in 1986-87.
- Thirteen of the 14 seasons with 200-plus treys have occurred under HC Rick Insell, including a record 313 treys in 2009-10.
- MT reached the 200 trey mark this season despite playing just 21 regular-season games.
- The Lady Raiders have averaged 230 treys per season and 7.1 per game during Insell's tenure.

Seasons With 200-plus 3-pointers

	Total	Season
1.	313	2009-10
2.	296	2008-09
3.	277	2006-07
4.	269	2007-08
5.	255	2014-15
6.	250	2016-17
7.	235	2018-19
8.	232	2020-21
8.	232	2019-20
9.	231	1994-95

2020-21 Awards & Honors

Naismith Award Midseason Watch List
Anastasia Hayes - Guard

Wade Trophy Midseason Watch List
Anastasia Hayes - Guard

Dawn Staley Award Late Season Watch List
Anastasia Hayes - Guard

Becky Hammon Mid-Major Player of Year Midseason Watch List
Anastasia Hayes - Guard

Becky Hammon Mid-Major Player of Year Midseason Watch List
Anastasia Hayes - Guard

Becky Hammon Mid-Major Player of Year Semifinalist
Anastasia Hayes - Guard

Conference USA Player of the Year
Anastasia Hayes - Guard

All-Conference USA Team
Anastasia Hayes - Guard (first team)
Aislynn Hayes - Guard (second team)

Conference USA Championships MVP
Anastasia Hayes - Guard

Conference USA All-Tournament Team
Anastasia Hayes - Guard
Courtney Whitson - Forward

Conference USA Preseason Co-Player of the Year
Anastasia Hayes - Guard

Conference USA All-Preseason Team
Aislynn Hayes - Guard
Anastasia Hayes - Guard

Conference USA Player of the Week
Anastasia Hayes - Dec. 14, 2020
Anastasia Hayes - Dec. 21, 2020
Anastasia Hayes - Jan. 4, 2021
Anastasia Hayes - Jan. 25, 2021
Anastasia Hayes - Feb. 1, 2021

College Sports Madness High-Major National POW
Anastasia Hayes - Dec. 21, 2020
Anastasia Hayes - Jan. 4, 2021
Anastasia Hayes - Feb. 1, 2021

NCAA.com Starting 5
Anastasia Hayes - Dec. 23, 2020
Anastasia Hayes - Feb. 3, 2020

Tennessee Sports Writers Player of the Week
Anastasia Hayes - Dec. 15, 2020
Anastasia Hayes - Jan. 5, 2021
Anastasia Hayes - Feb. 2, 2021

10.	224	2011-12
12.	217	2015-16
13.	212	2017-18
14.	207	2010-11

High-Octane Offense

- MT was second in C-USA and No. 36 nationally for scoring offense with 74.5 ppg.
- The Lady Raiders scored 75-plus in 13 games, including six games with 80-plus. They topped the 90-point mark three times.

It's Raining 3s

- Graduate transfer Deja Cage ignited one of the most prolific 3-point shooting games in program history with her exceptional showing vs. Troy.
- MT's 17 3-pointers vs. Troy tied for fourth-most in program history and were just three shy of the school record. The last time the Lady Raiders connected for 13 treys was Feb. 28, 2013 - also against Troy.
- Cage poured in seven 3-pointers and finished 7-of-14 from beyond the arc. Her seven treys were just one shy of the Top 10 for a single game. She was 5-of-5 from 3-point range in the first quarter.
- Four different players also connected from beyond the arc as MT drained its first nine 3-point attempts in the first quarter and finished the frame 9-of-11 for 81.8 percent.

Most 3-Pointers Made (Single Game)

1.	20 North Texas.....	01/30/10
	20 at Louisville.....	12/09/09
3.	18 at Chattanooga.....	02/06/95
4.	17 vs. Troy.....	12/17/20
	17 at Troy.....	02/28/13
	17 at FIU.....	02/24/10
	17 at South Alabama.....	02/06/10
	17 North Dakota State.....	01/02/07

Protecting the Rock

- MT set a program record with just **two turnovers** against Southern Miss in the first game of their two-game series (1/15).
- MT committed its first turnover with 6:17 remaining in the fourth quarter.
- The previous mark for fewest turnovers in a game was four.
- Three of the top four games for fewest turnovers in program history have taken place this season.

MT Single Game Fewest Turnovers

1.	2 Southern Miss.....	01/15/21
2.	3 UAB.....	01/30/21
3.	4 Marshall.....	02/16/19
4.	5 at Tennessee State.....	02/01/83
	5 at Morehead State.....	02/23/87
	5 at Morehead State.....	02/25/95
	5 Old Dominion.....	03/03/18
	5 Lipscomb.....	12/20/20

Lady Raiders Turn In Memorable Road Sweep

- MT made history when it swept the road trip at Diddle Arena Jan. 22-23.
- The Lady Raiders became the first team ever to win two games in Diddle Arena in the same season.
- MT also became the first C-USA team to sweep a season series from WKU. It marked the first sweep of a season series against WKU since Arkansas State accomplished the feat in 2013-14 when both were Sun Belt Conference members.
- MT's win in the first game of the series (1/22) ended a six-game losing streak at Diddle Arena and marked its first victory there since 2013.

Whitson Turns In Career-High at Charlotte

- Sophomore forward Courtney Whitson established career highs for points (22), field goals (8) and tied her career high for 3-pointers (6) in Middle Tennessee's game at Charlotte (2/6).
- Whitson was a solid 6-of-9 from beyond the arc and 8-of-17 overall from the field.



Whitson Has 4th Quarter Uprising

- Courtney Whitson had a fourth quarter to remember against FIU (1/9).
- The sophomore forward scored 15 points and collected six rebounds in the final 10 minutes. She connected on all five of her field goals, all 3-pointers.
- Whitson finished the game with her second career double-double (20 points, 15 rebounds). Her 20 points and six 3-pointers were career highs.

Whitson Strong On The Boards

- One of the areas Courtney Whitson wanted to improve on most during the offseason was in the rebounding category after averaging 5.5 caroms as a freshman.
- Whitson was a beast on the boards in her sophomore campaign with double figures in seven games, including 15-plus in three.
- Whitson ripped down a career-best 19 rebounds in the first game against Florida Atlantic (1/1). She had 16 rebounds vs. Troy, and 15 vs. FIU (1/9).
- Whitson has 10 games with double-figure rebounds in her career and seven came in 2020-21.
- Whitson was ninth in C-USA for rebounding (7.8), eighth for offensive rebounds (2.9) and 10th for defensive rebounds (4.9).

Hot Start Sparks Highest-Scoring Quarter Ever

- MT took control against Troy early when it poured in 37 points in the first quarter. The 37 points are the most ever in a quarter for the Lady Raiders.
- MT connected on its first nine 3-point field goals and finished the opening frame 9-of-11 (81.8%) from beyond the arc, and 13-of-21 (61.9%) overall.
- Following are top five for most points in a quarter:

Most Points In A Quarter

Points	Quarter	Opponent	Date
37	1	vs. Troy	12/17/20
36	4	at FIU	1/9/21
32	2	vs. Miss. Valley	11/21/18
32	2	vs. Miss. Valley	11/21/18
32	2	vs. FIU	3/2/17

International Flavor

- MT had three International players on its 2020-21 roster: Jada Grannum (Canada); Ksyusha Kozlova (Russia) and Anabel Latorre (Spain). Each are the first from their country to play at MT.
- MT has not had a strong history of landing International players as only five have suited up for the Lady Raiders in program history prior to this season.

International Players at MT

Player	Homeland	Season
Jada Grannum	Mississauga, Ontario	2020-
Ksyusha Kozlova	Moscow, Russia	2020-
Anabel Latorre	Zaragoza, Spain	2020-
Zeynep Canbaz	Istanbul, Turkey	2017-18
Ditte Jakobsen	Skoulunde, Denmark	2003-05
Ileana Portik	Gheorghani, Rumania	1978-80
Mia Parviainen	Helsinki, Finland	1999-03
Paula Penttila	Lahti, Finland	1999-03

Best In USA

- MT's **105 league wins** since joining C-USA in 2013-14 are tops in the conference during that span:

1.	Middle Tennessee	105
2.	Western Kentucky	90

3.	Charlotte	82
4.	Rice	79
5.	Old Dominion	78
6.	Southern Miss	74
7.	UAB	73
8.	UTEP	71
9.	Louisiana Tech	66
10.	North Texas	52
	Marshall	52
12.	Florida Atlantic	43
13.	UTSA	41
14.	FIU	28

One Of Tennessee's Finest

- Of the 12 NCAA Division I teams in Tennessee, MT has been one of the state's top programs since 2005-06 when Rick Insell was hired to lead the Lady Raiders.

1.	Tennessee	425
2.	Middle Tennessee	378
3.	Chattanooga	353
4.	Belmont	309
5.	Vanderbilt	284
6.	UT-Martin	270
7.	East Tennessee	241
8.	Tennessee Tech	222
9.	Memphis	209
10.	Austin Peay	199
11.	Tennessee State	150
12.	Lipscomb	113

70 Magic Number

- When MT scores **70-plus** under Insell it is a staggering **251-19** for a 93 percent winning clip.
- Give MT 80 points or more and they are nearly unbeatable under Insell with a **120-2** mark.

Follow Our Lead

- MT has been outstanding with the lead and closing games out under HC Rick Insell.
- MT is **320-31** when leading at the half under Insell.
- MT is **353-16** (95 percent) when leading at the 5-minute mark under Insell.

Vs. Conference USA

- MT is 105-31 vs. C-USA members since joining the league in 2013-14, which are the most of any league member during this span.
- Overall, Rick Insell's teams are 232-46 vs. league foes, having posted a 127-15 mark in the Sun Belt Conference.

Lady Raiders C-USA Favorites

- MT was selected as the preseason favorite in the C-USA Coaches Poll, garnering eight first-place votes.
- The Lady Raiders have been picked third or higher in each of Rick Insell's 16 seasons, including being pegged the favorite 12 times.

2020-21 C-USA Coaches Preseason Poll

1.	Middle Tennessee
2.	Rice (3)
3.	Old Dominion (3)
4.	Charlotte
5.	WKU
6.	UTEP
7.	UAB
8.	North Texas
9.	Louisiana Tech
10.	Florida Atlantic
11.	Southern Miss

- 12. Marshall
- 13. UTSA
- 14. FIU

Homecourt Advantage

- MT has enjoyed great home success under Rick Insell.
- The Lady Raiders are **191-40** at the Murphy Center under Insell for an 83 percent winning ledger, which is actually above the overall home winning percentage.
- MT has won **89 percent** of its conference home games under Insell, compiling a **122-16** worksheet.
- MT is **469-126** all-time at Murphy Center for an 79 percent winning ledger.

Raiders On The Road

- MT has enjoyed great road success under HC Rick Insell.
- The Lady Raiders are **142-79 overall on the road** under Insell, for a 64 percent winning ledger.
- Insell's teams are **49-15 on the road in C-USA play** (75 percent), and **108-28** (79 percent) in **conference road games overall (C-USA & Sun Belt)**.



2020-21 Game Box Scores

Game 1



Official Basketball Box Score -- Game Totals -- Final Statistics
Belmont vs Middle Tennessee
12/06/20 5:30 pm at Murfreesboro, TN



Belmont 70 • 1-1,0-0 OVC

#	Player	Total			3-Ptr			Rebounds			PF	TP	A	TO	Blk	Stl	Min
		FG	FGA	FT	FTA	Off	Def	Tot									
01	Madison Treece	f	7-15	0-1	4-4	1	1	2	4	18	1	1	0	0	0	22	
20	Conley Chinn	f	2-4	1-3	0-0	0	2	2	4	5	1	1	0	0	0	22	
11	Destinee Wells	g	4-7	3-3	2-2	0	3	3	4	13	2	1	0	0	0	19	
14	Jamiliyn Kinney	g	2-6	1-4	1-2	1	4	5	1	6	6	3	0	1	1	35	
23	Nikki Baird	g	1-2	0-0	0-0	0	5	5	4	2	3	4	0	0	0	14	
00	Tuti Jones	g	3-11	2-6	0-0	2	6	8	4	8	0	1	0	0	4	30	
03	Madison Bartley	g	1-3	1-3	0-0	1	1	2	3	3	0	2	1	0	0	10	
05	Whitney Hay	g	3-4	1-1	0-0	2	3	5	4	7	0	3	0	0	0	10	
10	Allison Luly	g	1-2	0-0	0-2	3	2	5	1	2	0	0	0	0	0	12	
22	Maddie Cook	g	3-7	0-0	0-0	3	6	9	3	6	3	2	1	0	0	26	
	Team					0	3	3									
	Totals		27-61	9-21	7-10	13	36	49	32	70	16	18	2	5	200		

1st - FG %:	7-14	50.0%	2nd:	10-21	47.6%	3rd:	6-12	50.0%	4th:	4-14	28.6%	Game:	27-61	44.3%	Deadball	
3FG %:	4-8	50.0%	2-5	40.0%	1-2	50.0%	2-6	33.3%	9-21	42.9%	Rebounds					
FT %:	2-2	100.0%	0-0	0.0%	2-2	100.0%	3-6	50.0%	7-10	70.0%						

Middle Tennessee 64 • 0-1,0-0 C-USA

#	Player	Total			3-Ptr			Rebounds			PF	TP	A	TO	Blk	Stl	Min
		FG	FGA	FT	FTA	Off	Def	Tot									
30	BOOTHE, Rellah	f	1-7	1-4	3-4	1	4	5	3	6	0	1	0	1	1	15	
33	WHITSON, Courtney	f	2-5	0-2	3-4	4	7	11	3	7	0	0	0	0	0	39	
01	HAYES, Anastasia	g	8-18	1-2	8-17	2	2	4	3	25	1	5	0	4	3	36	
11	HAYES, Aislynn	g	0-7	0-4	5-10	0	2	2	2	5	2	1	0	1	0	39	
23	WHITTINGTON, Alexis	g	4-8	2-4	2-5	3	4	7	3	12	0	0	2	2	0	40	
24	WHITTINGTON, Amand	g	0-0	0-0	0-2	0	0	0	0	0	0	0	0	0	0	3	
31	CAGE, Deja	g	2-7	2-7	1-2	0	1	1	0	7	2	1	0	1	0	25	
32	KOZLOVA, Kseniia	g	1-1	0-0	0-0	0	0	0	2	2	0	0	0	0	0	3	
	Team					1	2	3									
	Totals		18-53	6-23	22-44	11	22	33	16	64	5	9	2	9	200		

1st - FG %:	8-15	53.3%	2nd:	3-14	21.4%	3rd:	3-12	25.0%	4th:	4-12	33.3%	Game:	18-53	34.0%	Deadball	
3FG %:	2-5	40.0%	1-7	14.3%	1-7	14.3%	2-4	50.0%	6-23	26.1%	Rebounds					
FT %:	7-14	50.0%	3-10	30.0%	3-6	50.0%	9-14	64.3%	22-44	50.0%						

Officials: Molly Caldwell, Billy Smith, Dawn Marsh
Technical fouls: Belmont-None. Middle Tennessee-None.
Attendance: 100
2020-21 Women's Basketball. Round: 0. Belmont vs Middle Tenn.. Played at Murph

Score by periods	1st	2nd	3rd	4th	Total
Belmont	20	22	15	13	70
Middle Tennessee	25	10	10	19	64

Game 2



Official Basketball Box Score -- Game Totals -- Final Statistics
Tulane vs Middle Tennessee
12/09/20 6:30 pm at Murfreesboro, TN



Tulane 81 • 3-1,0-0 AAC

#	Player	Total			3-Ptr			Rebounds			PF	TP	A	TO	Blk	Stl	Min
		FG	FGA	FT	FTA	Off	Def	Tot									
21	Irina Parau	f	4-5	3-3	0-0	1	4	5	3	11	0	0	1	0	0	23	
23	Krystal Freeman	f	3-16	1-7	1-1	2	6	8	2	8	1	1	0	1	0	34	
00	Arsula Clark	g	1-3	0-2	5-6	3	3	6	4	7	5	1	1	1	1	28	
12	Sierra Cheatham	g	4-9	2-6	1-2	2	2	4	3	11	0	1	0	0	0	18	
25	Jerkaila Jordan	g	7-15	3-5	5-10	2	5	7	3	22	4	3	1	3	39		
01	Kaila Anderson	g	1-2	0-0	0-0	0	1	1	3	2	4	0	0	0	0	22	
11	Salma Bates	g	1-1	0-0	0-0	0	1	1	1	2	1	1	0	0	0	10	
14	Dynah Jones	g	8-16	2-7	0-0	0	2	2	2	18	0	3	1	1	26		
	Team					3	4	7									
	Totals		29-67	11-30	12-19	13	28	41	21	81	15	10	4	6	200		

1st - FG %:	6-17	35.3%	2nd:	9-17	52.9%	3rd:	7-17	41.2%	4th:	7-16	43.8%	Game:	29-67	43.3%	Deadball	
3FG %:	3-8	37.5%	3-8	37.5%	1-7	14.3%	4-7	57.1%	11-30	36.7%	Rebounds					
FT %:	2-4	50.0%	0-1	0.0%	2-3	66.7%	8-11	72.7%								

Middle Tennessee 78 • 0-2,0-0 C-USA

#	Player	Total			3-Ptr			Rebounds			PF	TP	A	TO	Blk	Stl	Min
		FG	FGA	FT	FTA	Off	Def	Tot									
33	WHITSON, Courtney	f	3-8	1-3	0-0	3	8	11	3	7	1	1	0	1	0	40	
01	HAYES, Anastasia	g	8-20	1-5	10-13	3	3	6	3	27	6	2	1	2	38		
11	HAYES, Aislynn	g	4-17	4-11	6-8	1	9	10	2	18	1	4	1	2	40		
23	WHITTINGTON, Alexis	g	2-8	2-6	8-8	5	3	8	5	14	0	3	0	0	0	37	
31	CAGE, Deja	g	3-8	1-6	0-0	0	3	3	2	7	2	0	1	0	0	28	
32	KOZLOVA, Kseniia	g	2-3	0-0	1-1	3	1	4	3	5	0	2	1	0	0	17	
	Team					0	3	3									
	Totals		22-64	9-31	25-30	15	30	45	18	78	10	12	4	5	200		

1st - FG %:	9-17	52.9%	2nd:	3-15	20.0%	3rd:	5-15	33.3%	4th:	5-17	29.4%	Game:	22-64	34.4%	Deadball	
3FG %:	5-9	55.6%	0-8	0.0%	2-6	33.3%	2-8	25.0%	9-31	29.0%	Rebounds					
FT %:	3-3	100.0%	4-5	80.0%	14-16	87.5%	4-6	66.7%	25-30	83.3%						

Officials: Trey Miles, Laura Morris, Angelica Suffren
Technical fouls: Tulane-Dynah Jones. Middle Tennessee-None.
Attendance: 0
2020-21 Women's Basketball. Round: 0. Middle Tenn. vs Tulane. Played at Murphy

Score by periods	1st	2nd	3rd	4th	Total
Tulane	17	21	17	26	81
Middle Tennessee	26	10	26	16	78

Game 3



Official Basketball Box Score -- Game Totals -- Final Statistics
Middle Tennessee vs TCU
12/13/20 1:00 pm at Fort Worth, TX



Middle Tennessee 77 • 0-3,0-0 C-USA

#	Player	Total			3-Ptr			Rebounds			PF	TP	A	TO	Blk	Stl	Min
		FG	FGA	FT	FTA	Off	Def	Tot									
32	KOZLOVA, Kseniia	f	1-1	0-0	0-0	0	1	1	3	2	0	1	0	0	0	9	
33	WHITSON, Courtney	f	3-11	3-10	0-0	1	1	2	4	9	1	2	1	2	35		
01	HAYES, Anastasia	g	10-22	1-6	7-9	4	10	14	4	28	8	3	0	1	40		
11	HAYES, Aislynn	g	5-14	2-7	1-1	2	6	8	2	13	4	8	1	1	40		
23	WHITTINGTON, Alexis	g	5-9	3-7	0-0	4	0	4	1	13	2	2	1	0	0	40	
30	BOOTHE, Rellah	g	4-9	2-4	0-1	1	4	5	2	10	0	0	0	0	0	19	
31	CAGE, Deja	g	0-3	0-2	2-2	4	3	7	2	2	0	1	0	1	0	17	
	Team					2	0	2									
	Totals		28-69	11-36	10-13	18	25	43	18	77	15	19	3	5	200		

1st - FG %:	8-20	40.0%	2nd:	6-11	54.5%	3rd:	8-19	42.1%	4th:	6-19	31.6%	Game:	28-69	40.6%	Deadball	
3FG %:	2-10	20.0%	4-7	57.1%	4-8	50.0%	1-11	9.1%	11-36	30.6%	Rebounds					
FT %:	0-0	0.0%	1-2	50.0%	6-8	75.0%	3-3	100.0%	10-13	76.9%						

TCU 83 • 4-1,0-1 Big 12

#	Player	Total			3-Ptr			Rebounds			PF	TP	A	TO	Blk	Stl	Min
		FG	FGA	FT	FTA	Off	Def	Tot									
05	Yummy Morris	f	1-4	0-0	3-4	3	3	6	3	5	1	0	2	0	0	28	
23	Michelle Berry	f	4-11	3-6	2-2	2	6	8	1	13	2	2	0	0	0	36	
01	Aahliyah Jackson	g	0-5	0-2	1-2	1	1	2	4	1	2	2	0	1	24		
13	Tavy Diggs	g	8-14	2-2	0-0	0	4	4	2	18	0	1	0	1	26		
20	Lauren Heard	g	8-13	1-2	8-9	2	5	7	2	25	4	4	0	2	36		
00	Caroline Germond	g	4-10	2-4	0-0	0	1	1	2	10	7	2	0	1	31		
15	Aja Holmes	g	3-6	3-6	0-0	0	0	0	2	9	1	0	0	0	0	12	
22	Kayla Mokwuah	g	1-1	0-0	0-0	0	1	1	2	2	0	0	0	0	0	7	
	Team					2	4	6									
	Totals		29-64	11-22	14-17	10	25	35	18	83	17	11	2	5	200		

1st - FG %:	3-18	16.7%	2nd:	10-14	7
-------------	------	-------	------	-------	---



Game 5



Official Basketball Box Score - Game Totals - Final Statistics
Lipscomb vs Middle Tennessee
 12/20/20 2:00 pm at Murfreesboro, TN



Lipscomb 64 • 3-2,0-0 ASUN

#	Player	Total		3-Ptr		Rebounds			PF	TP	A	TO	Blk	Stl	Min
		FG-FGA	FG-FGA	FT-FTA	Off	Def	Tot								
12	Dorie Harrison	c	3-8	0-1	0-0	2	6	8	3	6	1	2	3	0	19
00	Sydney Shelton	c	6-16	3-9	0-0	0	1	1	15	1	1	0	1	1	31
22	Taylor Clark	g	4-11	0-3	4-4	1	4	5	2	12	0	0	0	0	34
23	Jalyn Holcomb	g	4-11	2-7	4-4	1	6	7	2	14	1	4	0	1	33
24	Casey Collier	g	2-7	0-3	3-3	1	2	3	5	7	4	2	0	1	23
01	Jordan Peete	g	2-7	0-3	1-3	0	2	2	4	5	1	1	0	0	19
11	Taylor Hammack	g	0-0	0-0	0-0	0	1	1	0	0	0	0	0	0	2
15	Blythe Pearson	g	0-1	0-1	1-2	0	0	0	0	1	0	0	0	0	2
20	Jane Deason	g	1-6	1-5	0-0	3	2	5	4	3	0	0	0	0	24
30	Lindsey Whiteside	g	0-0	0-0	0-0	0	0	0	0	0	0	0	0	0	2
33	Diana Saleh	g	0-1	0-0	0-0	0	1	1	0	0	0	0	0	0	2
44	Kailey Rosenbaum	g	0-1	0-0	1-2	2	4	6	0	1	0	0	0	0	9
Team			3	2	5					1					
Totals			22-69	6-32	14-18	13	31	44	21	64	8	11	3	3	200

1st - FG %: 5-18 27.8% 2nd: 6-18 33.3% 3rd: 5-15 33.3% 4th: 6-18 33.3% Game: 22-69 31.9% Deadball Rebounds 4
 3FG %: 1-8 12.5% 3-11 27.3% 1-4 25.0% 1-9 11.1% 6-32 18.8%
 FT %: 1-2 50.0% 2-2 100.0% 3-3 100.0% 8-11 72.7% 14-18 77.8%

Middle Tennessee 84 • 2-3,0-0 C-USA

#	Player	Total		3-Ptr		Rebounds			PF	TP	A	TO	Blk	Stl	Min
		FG-FGA	FG-FGA	FT-FTA	Off	Def	Tot								
32	KOZLOVA, Kseniia	f	2-4	0-0	0-0	0	2	2	3	4	0	0	0	1	14
33	WHITSON, Courtney	f	4-9	3-5	0-0	0	5	5	2	11	1	0	0	0	33
01	HAYES, Anastasia	g	12-21	2-7	9-18	1	7	8	3	35	3	4	1	1	39
23	WHITTINGTON, Alexis	g	4-11	3-8	0-0	3	8	11	2	11	2	0	0	1	40
31	CAGE, Deja	g	8-17	4-10	2-3	1	5	6	2	22	4	0	1	0	40
03	LEWIS, Taylor	g	0-0	0-0	1-2	4	0	4	2	1	0	0	1	0	13
15	LATORRE, Anabel	g	0-2	0-0	0-0	1	1	2	2	0	0	0	0	0	2
24	WHITTINGTON, Amand	g	0-1	0-1	0-0	0	2	2	0	0	1	0	1	0	9
30	BOOTHE, Rellah	g	0-3	0-0	0-0	0	0	0	2	0	1	1	0	10	
Team			1	4	5										
Totals			30-68	12-31	12-23	11	34	45	18	84	11	5	5	3	200

1st - FG %: 8-22 36.4% 2nd: 7-17 41.2% 3rd: 7-12 58.3% 4th: 8-17 47.1% Game: 30-68 44.1% Deadball Rebounds 7
 3FG %: 3-9 33.3% 2-8 25.0% 2-4 50.0% 5-10 50.0% 12-31 38.7%
 FT %: 2-4 50.0% 1-2 50.0% 6-14 42.9% 3-3 100.0% 12-23 52.2%

Officials: Trey Miles, Neonta Williams, Brian Garland
 Technical fouls: Lipscomb-None. Middle Tennessee-CAGE, Deja.
 Attendance: 100
 2020-21 Women's Basketball. Round: 0. Lipscomb vs Middle Tenn.. Played at Murp

Score by periods	1st	2nd	3rd	4th	Total
Lipscomb	12	17	14	21	64
Middle Tennessee	21	17	22	24	84

Game 6



Official Basketball Box Score - Game Totals - Final Statistics
Fla. Atlantic vs Middle Tennessee
 01/01/21 6:00 pm at Murfreesboro, TN



Fla. Atlantic 65 • 2-3,0-1 C-USA

#	Player	Total		3-Ptr		Rebounds			PF	TP	A	TO	Blk	Stl	Min
		FG-FGA	FG-FGA	FT-FTA	Off	Def	Tot								
30	Janeta Rozentale	f	3-5	0-0	1-2	2	7	9	4	7	1	2	1	0	19
01	Rita Pleskevich	g	3-10	1-7	0-0	1	1	2	2	7	1	2	0	4	26
02	Iggy Allen	g	9-23	4-9	2-5	5	12	17	4	24	1	0	0	1	35
12	Allie Tylka	g	3-11	1-5	0-0	1	3	4	2	7	1	2	0	3	30
34	Alexa Zaph	g	3-15	2-11	1-2	0	2	2	3	9	2	5	0	0	33
05	Nikola Ozola	g	2-7	1-5	0-0	0	3	3	1	5	0	0	0	0	15
15	Sofia Galeron	g	2-3	2-2	0-0	0	1	1	3	6	6	0	2	1	30
31	Tori Abelson	g	0-0	0-0	0-0	0	0	0	0	0	0	0	0	0	3
32	Amber Gaston	g	0-1	0-0	0-0	0	1	1	2	0	0	3	0	0	9
Team			2	0	2										
Totals			25-75	11-39	4-9	11	30	41	21	65	12	14	3	9	200

1st - FG %: 5-18 27.8% 2nd: 10-18 55.6% 3rd: 6-20 30.0% 4th: 4-19 21.1% Game: 25-75 33.3% Deadball Rebounds 2
 3FG %: 1-7 14.3% 4-9 44.4% 4-11 36.4% 2-12 16.7% 11-39 28.2%
 FT %: 2-5 40.0% 0-0 0.0% 2-4 50.0% 0-0 0.0%

Middle Tennessee 84 • 3-3,1-0 C-USA

#	Player	Total		3-Ptr		Rebounds			PF	TP	A	TO	Blk	Stl	Min
		FG-FGA	FG-FGA	FT-FTA	Off	Def	Tot								
33	WHITSON, Courtney	f	3-13	0-4	4-4	7	12	19	4	10	2	2	1	0	39
01	HAYES, Anastasia	g	14-26	0-2	6-11	2	5	7	3	34	4	2	1	3	38
11	HAYES, Aislynn	g	4-13	1-6	4-6	3	4	7	3	13	6	6	0	3	40
23	WHITTINGTON, Alexis	g	2-6	1-3	2-2	0	13	13	3	7	1	2	1	0	40
31	CAGE, Deja	g	7-14	6-11	0-0	2	3	5	2	20	0	5	0	0	38
03	LEWIS, Taylor	g	0-0	0-0	0-0	0	0	0	0	0	0	0	0	0	2
32	KOZLOVA, Kseniia	g	0-0	0-0	0-0	0	0	0	0	0	0	0	0	0	3
Team			2	4	6										
Totals			30-72	8-26	16-23	16	41	57	15	84	13	18	3	6	200

1st - FG %: 7-19 36.8% 2nd: 7-14 50.0% 3rd: 8-18 44.4% 4th: 8-21 38.1% Game: 30-72 41.7% Deadball Rebounds 3,1
 3FG %: 1-8 12.5% 2-6 33.3% 3-7 42.9% 2-5 40.0% 8-26 30.8%
 FT %: 2-4 50.0% 1-2 50.0% 9-11 81.8% 4-6 66.7% 16-23 69.6%

Officials: David Jenkins, Angelica Suffren, Felicia Grinter
 Technical fouls: Fla. Atlantic-None. Middle Tennessee-None.
 Attendance: 100
 2020-21 Women's Basketball. Round: 0. Fla. Atlantic vs Middle Tenn.. Played at

Score by periods	1st	2nd	3rd	4th	Total
Fla. Atlantic	13	24	18	10	65
Middle Tennessee	17	17	28	22	84

Game 7



Official Basketball Box Score - Game Totals - Final Statistics
Fla. Atlantic vs Middle Tennessee
 01/02/21 2:00 pm at Murfreesboro, TN



Fla. Atlantic 64 • 2-4,0-2 C-USA

#	Player	Total		3-Ptr		Rebounds			PF	TP	A	TO	Blk	Stl	Min
		FG-FGA	FG-FGA	FT-FTA	Off	Def	Tot								
32	Amber Gaston	f	1-3	0-2	0-0	1	2	3	4	2	2	1	1	0	24
01	Rita Pleskevich	g	7-19	4-13	0-0	2	6	8	1	18	2	2	0	1	40
02	Iggy Allen	g	8-21	0-5	1-2	1	7	8	2	17	3	7	0	4	37
12	Allie Tylka	g	1-8	1-4	1-1	3	2	5	4	4	0	1	0	1	34
34	Alexa Zaph	g	4-10	2-5	0-0	3	1	4	2	10	2	1	0	1	29
05	Nikola Ozola	g	2-4	1-3	0-0	1	3	4	0	5	3	1	0	1	16
15	Sofia Galeron	g	3-5	2-4	0-0	1	2	3	4	8	3	1	0	0	20
Team			2	2	4										
Totals			26-70	10-36	2-3	14	25	39	17	64	15	14	1	8	200

1st - FG %: 10-21 47.6% 2nd: 4-17 23.5% 3rd: 6-16 37.5% 4th: 6-16 37.5% Game: 26-70 37.1% Deadball Rebounds 0
 3FG %: 3-10 30.0% 0-7 0.0% 4-10 40.0% 3-9 33.3% 10-36 27.8%
 FT %: 0-0 0.0% 0-0 0.0% 1-2 50.0% 1-1 100.0% 2-3 66.7%

Middle Tennessee 66 • 4-3,2-0 C-USA

#	Player	Total		3-Ptr		Rebounds			PF	TP	A	TO	Blk	Stl	Min
		FG-FGA	FG-FGA	FT-FTA	Off	Def	Tot								
33	WHITSON, Courtney	f	5-15	1-7	0-0	0	3	3	2	11	1	3	0	0	38
01	HAYES, Anastasia	g	8-18	1-2	5-8	1	1	2	1	22	4	2	0	1	34
11	HAYES, Aislynn	g	7-11	4-6	5-8	1	11	12	2	23	2	6	0	1	39
23	WHITTINGTON, Alexis	g	1-4	0-3	0-0	1	4	5	4	2	0	1	2	2	34
31	CAGE, Deja	g	3-7	1-5	1-2	3	6	9	1	8	0	2	1	1	35
24	WHITTINGTON, Amand	g	0-0	0-0	0-0	0	0	0	1	0	0	0	1	1	12
32	KOZLOVA, Kseniia	g	0-0	0-0	0-2	0	1	1	0	0	0	0	0	0	8
Team			3	5	8										
Totals			24-55	7-23	11-20	9	31	40	11	66	7	15	4	6	200

1st - FG %: 4-12 33.3% 2nd: 7-16 43.8% 3rd: 7-15 46



2020-21 Game Box Scores

Game 9



Official Basketball Box Score -- Game Totals -- Final Statistics
Middle Tennessee vs FIU
01/09/21 2:00 pm at Miami, FL



Middle Tennessee 99 • 6-3,4-0 C-USA

#	Player	Total			3-Ptr			Rebounds			PF	TP	A	TO	Blk	Stl	Min
		FG-FGA	FG-FGA	FT-FTA	Off	Def	Tot	Off	Def	Tot							
33	WHITSON, Courtney	f	7-14	6-11	0-0	4	11	15	4	20	0	2	1	1		40	
01	HAYES, Anastasia	g	8-16	0-0	12-16	2	2	4	4	28	5	8	0	2	3	33	
11	HAYES, Aislynn	g	9-15	4-8	7-11	0	5	5	3	29	5	4	0	1	3	38	
23	WHITTINGTON, Alexis	g	4-9	3-7	1-2	4	7	11	3	12	2	2	0	0	40		
31	CAGE, Deja	g	2-9	2-6	1-2	1	4	5	1	7	3	1	0	1	37		
24	WHITTINGTON, Amand	g	1-3	1-3	0-0	0	0	0	0	3	1	0	1	0	10		
32	KOZLOVA, Kseniia	g	0-0	0-0	0-0	0	1	1	1	0	0	0	0	0	2		
	Team					1	0	1									
Totals			31-66	16-35	21-31	12	30	42	16	99	16	17	2	5	200		

1st - FG %: 6-17 35.3% 2nd: 10-15 66.7% 3rd: 6-16 37.5% 4th: 9-18 50.0% Game: 31-66 47.0% Deadball Rebounds 6
3FG %: 1-7 14.3% 7-10 70.0% 1-8 12.5% 7-10 70.0% 16-35 45.7%
FT %: 0-0 0.0% 2-3 66.7% 8-12 66.7% 11-16 68.8% 21-31 67.7%

FIU 89 • 5-5,2-2 C-USA

#	Player	Total			3-Ptr			Rebounds			PF	TP	A	TO	Blk	Stl	Min
		FG-FGA	FG-FGA	FT-FTA	Off	Def	Tot	Off	Def	Tot							
12	Emerald Ekpiteta	f	6-11	0-1	2-2	3	4	7	3	14	1	2	0	1	29		
23	Alma Danielsson	f	2-4	1-3	0-0	0	5	5	1	5	1	1	0	1	21		
01	Raquel Ferrer-Bernad	g	2-3	1-1	0-0	0	2	2	4	5	4	2	0	0	18		
15	Kyla Nelson	g	7-16	2-7	3-5	1	4	5	3	19	4	1	0	3	35		
30	Jiselle Thomas	g	10-17	2-3	2-2	2	3	5	5	24	5	4	0	5	36		
05	Fujika Nimmo	g	2-12	0-2	3-4	2	2	4	5	7	0	2	0	0	26		
21	Diene Diane	g	3-11	1-5	4-4	1	3	4	2	11	2	1	1	0	24		
24	Alexus Wykoff	g	2-2	0-0	0-1	1	3	4	1	4	0	2	0	0	11		
	Team					4	1	5									
Totals			34-76	7-22	14-18	14	27	41	24	89	17	15	1	10	200		

1st - FG %: 4-13 30.8% 2nd: 7-19 36.8% 3rd: 14-24 58.3% 4th: 9-20 45.0% Game: 34-76 44.7% Deadball Rebounds 2
3FG %: 1-3 33.3% 2-6 33.3% 2-5 40.0% 2-8 25.0% 7-22 31.8%
FT %: 4-4 100.0% 1-2 50.0% 2-3 66.7% 7-9 77.8% 14-18 77.8%

Officials: Technical fouls: Middle Tennessee-None. FIU-None.
Attendance: 101
2020-21 Women's Basketball. Round: 0. Middle Tenn. vs Middle Tenn.. Played at Ocean Bar

Score by periods	1st	2nd	3rd	4th	Total
Middle Tennessee	13	29	21	36	99
FIU	13	17	32	27	89

Game 10



Official Basketball Box Score -- Game Totals -- Final Statistics
Southern Miss. vs Middle Tennessee
01/15/21 6:00 pm at Murfreesboro, TN



Southern Miss. 58 • 2-5,0-5 C-USA

#	Player	Total			3-Ptr			Rebounds			PF	TP	A	TO	Blk	Stl	Min
		FG-FGA	FG-FGA	FT-FTA	Off	Def	Tot	Off	Def	Tot							
42	Kelsey Jones	c	1-2	0-0	2-2	0	0	0	5	4	0	1	0	0	4		
00	Brikayla Gray	g	0-1	0-0	2-2	0	5	5	1	2	0	5	1	0	23		
02	Allie Kennedy	g	3-12	3-8	0-0	0	0	0	1	9	0	2	0	0	27		
12	Imani Carter	g	1-4	0-2	0-0	0	7	7	0	2	2	0	0	0	22		
21	Daishai Almond	g	2-4	0-0	3-4	1	3	4	3	7	4	3	2	0	26		
03	Fess Hawkins	g	1-1	0-0	0-0	1	0	1	1	2	0	0	0	0	4		
04	Destiny Smith	g	2-5	0-0	0-4	2	4	6	1	4	0	2	0	0	15		
11	Jalisse Smallwood	g	4-8	0-2	0-0	1	3	4	4	8	1	1	0	0	21		
14	Kahia Warmley	g	1-5	0-1	0-0	1	3	4	1	2	1	1	1	1	12		
22	Lauren Gross	g	1-3	0-1	0-0	0	0	0	0	2	1	0	0	0	8		
24	Rose Warren	g	0-3	0-2	0-0	0	1	1	2	0	1	2	0	0	10		
45	Melyia Grayson	g	6-6	0-0	4-6	3	3	6	4	16	1	1	4	0	28		
	Team					3	4	7									
Totals			22-54	3-16	11-18	12	33	45	23	58	11	20	8	1	200		

1st - FG %: 7-10 70.0% 2nd: 3-11 27.3% 3rd: 6-13 46.2% 4th: 6-20 30.0% Game: 22-54 40.7% Deadball Rebounds 3
3FG %: 1-2 50.0% 0-5 0.0% 3-3 66.7% 0-6 0.0% 3-16 18.8%
FT %: 5-8 62.5% 3-4 75.0% 3-4 75.0% 0-2 0.0% 11-18 61.1%

Middle Tennessee 78 • 7-3,5-0 C-USA

#	Player	Total			3-Ptr			Rebounds			PF	TP	A	TO	Blk	Stl	Min
		FG-FGA	FG-FGA	FT-FTA	Off	Def	Tot	Off	Def	Tot							
33	WHITSON, Courtney	f	4-6	1-1	0-0	1	2	3	5	9	0	0	0	0	18		
01	HAYES, Anastasia	g	8-23	0-4	10-13	1	2	3	2	26	4	1	0	6	39		
11	HAYES, Aislynn	g	3-15	1-7	3-4	3	8	11	2	10	3	0	1	0	40		
23	WHITTINGTON, Alexis	g	0-6	0-4	6-6	3	2	5	3	6	1	0	0	1	40		
31	CAGE, Deja	g	6-12	3-8	0-0	1	5	6	0	15	2	0	1	3	38		
12	GRANNUM, Jada	g	0-5	0-0	4-6	3	1	4	1	4	0	0	2	2	12		
24	WHITTINGTON, Amand	g	2-2	2-2	0-0	0	0	0	0	6	0	0	1	0	6		
32	KOZLOVA, Kseniia	g	1-2	0-0	0-0	1	2	3	1	2	0	0	0	0	7		
	Team					3	2	5									
Totals			24-71	7-26	23-29	16	24	40	14	78	10	2	5	12	200		

1st - FG %: 9-19 47.4% 2nd: 4-16 25.0% 3rd: 5-22 22.7% 4th: 6-14 42.9% Game: 24-71 33.8% Deadball Rebounds 4
3FG %: 3-8 37.5% 2-8 25.0% 1-6 16.7% 1-4 25.0% 7-26 26.9%
FT %: 3-4 75.0% 7-10 70.0% 8-9 88.9% 5-6 83.3% 23-29 79.3%

Officials: Royce Blevins, Brian Hall, Maj Forsberg
Technical fouls: Southern Miss.-None. Middle Tennessee-None.
Attendance: 100
2020-21 Women's Basketball. Round: 0. Middle Tenn. vs Southern Miss.. Played at

Score by periods	1st	2nd	3rd	4th	Total
Southern Miss.	20	9	17	12	58
Middle Tennessee	24	17	19	18	78

Game 11



Official Basketball Box Score -- Game Totals -- Final Statistics
Southern Miss. vs Middle Tennessee
01/16/21 4:00 pm at Murfreesboro, TN



Southern Miss. 69 • 3-5,1-5 C-USA

#	Player	Total			3-Ptr			Rebounds			PF	TP	A	TO	Blk	Stl	Min
		FG-FGA	FG-FGA	FT-FTA	Off	Def	Tot	Off	Def	Tot							
45	Melyia Grayson	c	3-7	0-0	2-2	3	6	9	4	8	1	3	1	2	27		
02	Allie Kennedy	g	3-8	3-5	1-2	0	3	3	1	10	0	4	1	0	31		
11	Jalisse Smallwood	g	5-12	1-3	5-6	5	4	9	1	16	2	4	0	0	38		
12	Imani Carter	g	0-3	0-3	0-0	0	3	3	2	0	1	1	0	0	14		
21	Daishai Almond	g	5-9	0-0	2-4	1	8	9	1	12	8	2	1	5	33		
00	Brikayla Gray	g	0-0	0-0	0-0	0	1	1	1	0	0	1	0	0	2		
03	Fess Hawkins	g	0-0	0-0	0-0	0	1	1	1	0	0	1	0	0	2		
04	Destiny Smith	g	0-2	0-0	0-0	0	2	2	1	0	1	2	0	1	12		
14	Kahia Warmley	g	1-2	0-0	0-0	1	0	1	2	1	1	0	0	0	7		
22	Lauren Gross	g	1-2	0-1	0-0	0	1	1	0	2	0	1	0	0	10		
24	Rose Warren	g	3-6	3-4	0-0	0	1	1	2	9	1	3	0	0	14		
42	Kelsey Jones	g	5-6	0-0	0-0	0	0	0	1	10	0	1	0	0	10		
	Team					2	1	3									
Totals			26-57	7-16	10-14	12	31	43	17	69	15	24	3	8	200		

1st - FG %: 7-16 43.8% 2nd: 5-10 50.0% 3rd: 6-15 40.0% 4th: 8-16 50.0% Game: 26-57 45.6% Deadball Rebounds 3
3FG %: 1-4 25.0% 2-3 66.7% 0-4 0.0% 4-5 80.0% 7-16 43.8%
FT %: 0-0 0.0% 1-2 50.0% 2-2 100.0% 7-10 70.0%

Middle Tennessee 61 • 7-4,5-1 C-USA

#	Player	Total			3-Ptr			Rebounds			PF	TP	A	TO	Blk	Stl	Min
		FG-FGA	FG-FGA	FT-FTA	Off	Def	Tot	Off	Def	Tot							
33	WHITSON, Courtney	f	4-8	0-4	0-0	5	2	7	3	8	2	3	0	2	40		
01	HAYES, Anastasia	g	7-21	1-7	9-10	2	3	5	1	24	4	5	1	3	38		
11	HAYES, Aislynn	g	6-16	4-11	2-4	1	6	7	1	18	3	4	0	2	39		
23	WHITTINGTON, Alexis	g	0-4	0-2	0-0	3	3	6	4	0	1	4	0	3	40		
31	CAGE, Deja	g	4-13	3-12	0-0	0	4	4	2	11	2	1	2	0	40		
24	WHITTINGTON, Amand	g	0-2	0-2	0-0	0	0	0	3								



Game 13



Official Basketball Box Score -- Game Totals -- Final Statistics
Middle Tennessee vs Western Ky.
 01/23/21 6:00 pm at Bowling Green, KY



Middle Tennessee 77 • 9-4,7-1 C-USA

#	Player	Total			3-Ptr			Rebounds			PF	TP	A	To	Blk	Stl	Min
		FG	FGA	FT	FTA	Off	Def	Tot									
33	WHITSON, Courtney	4	10	2	2	4	5	9	3	12	4	1	0	4	40		
01	HAYES, Anastasia	10	16	0	0	1	3	4	2	20	3	5	0	1	40		
11	HAYES, Aislynn	6	12	2	7	1	6	7	2	15	8	5	0	2	39		
23	WHITTINGTON, Alexis	3	5	0	0	0	3	3	4	9	1	2	1	0	29		
31	CAGE, Deja	3	12	2	10	3	6	7	9	2	11	2	5	1	36		
24	WHITTINGTON, Amand	0	0	0	0	0	0	0	0	0	0	0	0	0	0		
30	BOOTHE, Rellah	0	0	0	0	3	1	4	3	10	0	0	1	0	14		
32	KOZLOVA, Kseniia	0	0	0	0	0	0	0	1	0	1	0	0	0	2		
Team					1			2			3						
Totals		31	63	9	33	6	13	12	27	39	17	77	19	19	3	200	

1st - FG %: 9-18 50.0% 2nd: 5-14 35.7% 3rd: 10-15 66.7% 4th: 7-16 43.8% Game: 31-63 49.2% Deadball Rebounds 3
 3FG %: 4-10 40.0% 1-9 11.1% 1-5 20.0% 3-9 33.3% 9-33 27.3% 6-13 46.2%
 FT %: 0-0 0.0% 0-4 0.0% 2-3 66.7% 4-6 66.7%

Western Ky. 60 • 3-9,2-4 C-USA

#	Player	Total			3-Ptr			Rebounds			PF	TP	A	To	Blk	Stl	Min
		FG	FGA	FT	FTA	Off	Def	Tot									
12	Fatou Pouye	3	11	0	2	4	2	6	2	6	2	0	0	1	26		
00	Raneem Elgedawy	7	15	1	2	3	6	9	1	20	2	3	1	3	37		
00	Myriah Hayward	2	9	0	1	0	2	3	3	4	1	3	0	0	30		
01	Hope Sivori	1	5	1	4	0	2	2	1	4	4	6	0	1	27		
04	Meral Abdelgawad	7	11	2	4	0	3	7	3	16	1	3	1	1	37		
03	Ally Collett	1	7	0	2	0	2	2	2	4	1	3	0	0	24		
10	Jenna Kallenberg	1	2	1	2	0	1	1	0	3	0	0	0	1	10		
25	Jordan Smith	1	3	1	2	0	1	2	2	3	0	1	0	1	6		
30	Selma Kuth	0	0	0	0	0	0	0	0	1	0	0	0	0	3		
Team					4			8			4						
Totals		23	63	6	19	8	15	16	24	40	14	60	12	19	2	8	200

1st - FG %: 3-15 20.0% 2nd: 6-16 37.5% 3rd: 8-14 57.1% 4th: 6-18 33.3% Game: 23-63 36.5% Deadball Rebounds 4
 3FG %: 1-4 25.0% 3-7 42.9% 0-3 0.0% 2-5 40.0% 6-19 31.6% 8-15 53.3%
 FT %: 1-2 50.0% 4-4 100.0% 3-7 42.9%

Officials: Kylie Galloway,Natasha Camy, Frank Steratore
 Technical fouls: Middle Tennessee-None. Western Ky.-None.
 Attendance: 601
 2020-21 Women's Basketball. Round: 0. Middle Tenn. vs Western Ky.. Played at E

Score by periods	1st	2nd	3rd	4th	Total
Middle Tennessee	22	11	23	21	77
Western Ky.	8	19	19	14	60

Game 14



Official Basketball Box Score -- Game Totals -- Final Statistics
Middle Tennessee vs UAB
 01/28/21 6:00 pm at Birmingham, AL



Middle Tennessee 81 • 10-4,8-1 C-USA

#	Player	Total			3-Ptr			Rebounds			PF	TP	A	To	Blk	Stl	Min
		FG	FGA	FT	FTA	Off	Def	Tot									
33	WHITSON, Courtney	1	9	1	6	4	6	10	3	3	1	2	1	1	45		
01	HAYES, Anastasia	12	27	6	8	12	17	0	3	3	0	42	4	4	1	45	
11	HAYES, Aislynn	4	18	3	10	5	8	2	5	7	1	16	4	1	0	44	
23	WHITTINGTON, Alexis	3	5	0	1	5	2	7	4	7	3	0	0	0	26		
31	CAGE, Deja	5	11	3	9	0	4	4	2	13	0	0	0	0	37		
30	BOOTHE, Rellah	0	2	0	1	0	0	0	0	0	0	0	0	1	4		
32	KOZLOVA, Kseniia	0	1	0	0	0	0	0	4	3	7	5	0	0	1	24	
Team					3			4			7						
Totals		25	73	13	35	18	27	45	16	81	12	7	4	12	225		

1st - FG %: 7-18 38.9% 2nd: 4-13 30.8% 3rd: 6-17 35.3% 4th: 4-15 26.7% Game: 25-73 34.2% Deadball Rebounds 4
 3FG %: 6-13 46.2% 1-5 20.0% 4-7 57.1% 2-6 33.3% 13-35 37.1%
 FT %: 3-4 75.0% 6-8 75.0% 1-3 33.3% 5-6 83.3%

UAB 78 • 7-6,2-5 C-USA

#	Player	Total			3-Ptr			Rebounds			PF	TP	A	To	Blk	Stl	Min
		FG	FGA	FT	FTA	Off	Def	Tot									
55	Zakya Weathersby	10	14	0	0	9	11	20	5	23	1	3	0	0	36		
01	Margaret Whitley	6	16	4	10	0	0	0	1	16	5	2	0	3	45		
04	Caitlynn Daniels	2	12	1	6	0	2	2	2	5	5	0	0	0	33		
13	Claudia Armato	0	1	0	1	0	0	0	0	0	0	1	0	0	3		
15	Lindsey Dullard	4	11	2	7	4	8	9	17	4	14	4	5	0	37		
02	Sam Mitchell	6	11	6	11	0	0	4	4	1	18	7	3	0	42		
10	Sara Rosenfeldt	1	4	0	0	0	2	2	3	2	1	0	1	0	11		
12	LaMiracle Sims	0	1	0	0	0	3	3	1	0	0	0	0	0	6		
21	Maddie Walsh	0	4	0	3	0	0	1	1	1	0	1	0	0	9		
32	Kyle Schneringer	0	2	0	0	0	1	1	1	0	0	0	0	0	3		
Team					4			6			19						
Totals		29	76	13	38	7	10	21	35	56	19	78	23	15	1	3	225

1st - FG %: 6-23 26.1% 2nd: 6-17 35.3% 3rd: 9-17 52.9% 4th: 5-14 35.7% Game: 29-76 38.2% Deadball Rebounds 2
 3FG %: 5-13 38.5% 1-8 12.5% 4-10 40.0% 2-4 50.0% 13-38 34.2%
 FT %: 0-0 0.0% 3-4 75.0% 1-1 100.0% 2-2 100.0%

Officials: Kristen Bell, Josh Howell, Kelly Johnson
 Technical fouls: Middle Tennessee-None. UAB-None.
 Attendance: 305
 2020-21 Women's Basketball. Round: 0. Middle Tenn. vs UAB. Played at Bartow Ar

Score by periods	1st	2nd	3rd	4th	OT	Total
Middle Tennessee	23	15	17	15	11	81
UAB	17	16	23	14	8	78

Game 15



Official Basketball Box Score -- Game Totals -- Final Statistics
UAB vs Middle Tennessee
 01/30/21 4:00 pm at Murfreesboro, TN



UAB 68 • 7-7,2-6 C-USA

#	Player	Total			3-Ptr			Rebounds			PF	TP	A	To	Blk	Stl	Min
		FG	FGA	FT	FTA	Off	Def	Tot									
55	Zakya Weathersby	5	8	0	0	4	8	12	3	10	0	0	0	0	23		
01	Margaret Whitley	2	11	1	10	0	2	2	2	12	2	1	0	0	34		
02	Sam Mitchell	1	9	1	8	0	2	2	3	3	1	3	0	1	27		
04	Caitlynn Daniels	0	4	0	3	0	0	2	1	0	2	2	0	0	17		
15	Lindsey Dullard	4	8	0	2	0	6	6	1	8	2	0	0	0	27		
10	Sara Rosenfeldt	1	3	0	0	1	0	1	3	2	1	0	0	0	16		
11	Emily Klaczek	3	5	1	3	0	1	1	4	7	0	1	0	1	12		
12	LaMiracle Sims	1	2	0	0	3	2	5	0	4	0	0	0	0	7		
13	Claudia Armato	0	0	0	0	0	0	0	0	0	0	1	0	0	4		
21	Maddie Walsh	2	3	1	1	6	8	1	1	11	0	1	0	0	14		
22	Summer Schloss	0	0	0	0	0	1	2	1	0	0	0	0	0	3		
32	Kyle Schneringer	3	6	1	3	4	5	0	1	11	0	1	0	0	16		
Team					1			2			3						
Totals		22	59	5	30	19	28	38	19	68	8	10	0	1	200		

1st - FG %: 5-15 33.3% 2nd: 4-15 26.7% 3rd: 7-15 46.7% 4th: 6-14 42.9% Game: 22-59 37.3% Deadball Rebounds 5
 3FG %: 1-4 25.0% 2-11 18.2% 0-5 0.0% 2-8 25.0% 5-30 16.7%
 FT %: 0-0 0.0% 6-9 66.7% 2-4 50.0% 11-15 73.3%

Middle Tennessee 95 • 11-4,9-1 C-USA

#	Player	Total			3-Ptr			Rebounds			PF	TP	A	To	Blk	Stl	Min
		FG	FGA	FT	FTA	Off	Def	Tot									
33	WHITSON, Courtney	6	7	1	2	4	7	11	1	15	0	0	0	1	33		
01	HAYES, Anastasia	12	22	2	4	1	7	8	3	35	6	0	2	3	34		
11	HAYES, Aislynn	7	17	9	14	0	6	6	3	18	5	2	0	1	40		
23	WHITTINGTON, Alexis	2	6	2	6	0	2	3	5	5	6	3	0	1	30		
31	CAGE, Deja	4	8	4	7	0	1	3	4	2	12	0	0	2	30		
03	LEWIS, Taylor	1	3	0	1	0	1	1	0	2	0	0	0	0	4		
12	GRANNUM, Jada	0	0	0	0	0	0	0	1	0	0	0	0	0	3		
24	WHITTINGTON, Amand	1	3	1	3	0	1	1	1	3	1	0	0	1	8		
30	BOOTHE, Rellah	2	5	0	1	0	2	4	2	4	0	0	0	0	11		
32	KOZLOVA, Kseniia	0	2	0	0	0	1	1	4	0	1	0	0	0	7		
Team																	



2020-21 Game Box Scores

Game 17



Official Basketball Box Score - Game Totals - Final Statistics
Middle Tennessee vs Charlotte
02/06/21 2:00 pm at Charlotte, NC



Middle Tennessee 72 • 12-5,10-2 C-USA

#	Player	F	Total			3-Ptr			Rebounds			PF	TP	A	TO	Blk	Stl	Min
			FG-FGA	FG-FGA	FT-FTA	Off	Def	Tot	Off	Def	Tot							
30	BOOTHE, Rellah	f	0-2	0-0	0-0	1	1	2	1	0	0	0	0	0	0	1	6	
33	WHITSON, Courtney	f	8-17	6-9	0-0	7	0	7	5	22	0	0	0	1	1	39		
01	HAYES, Anastasia	g	9-27	1-8	3-9	2	2	4	3	22	9	3	0	6	40			
23	WHITTINGTON, Alexis	g	2-8	0-3	0-0	1	2	3	4	4	0	1	0	2	35			
31	CAGE, Deja	g	8-17	4-8	1-1	2	4	6	1	21	2	0	1	1	40			
03	LEWIS, Taylor	g	0-4	0-3	1-2	3	5	8	4	1	2	2	2	29				
12	GRANNUM, Jada	g	0-0	0-0	0-0	0	0	0	0	0	0	0	0	0+				
24	WHITTINGTON, Amand	g	0-2	0-2	0-0	0	0	0	1	0	0	0	0	1	3			
32	KOZLOVA, Kseniia	g	1-2	0-0	0-1	0	1	1	1	2	1	0	0	0	8			
Team						0			0									
Totals			28-79	11-33	5-13	16	15	31	20	72	14	6	3	12	200			

1st - FG %:	7-22	31.8%	2nd: 7-21	33.3%	3rd: 7-20	35.0%	4th: 7-16	43.8%	Game:	28-79	35.4%	Deadball	
3FG %:	2-7	28.6%	5-13	38.5%	1-5	20.0%	3-8	37.5%		11-33	33.3%	Rebounds	
FT %:	1-4	25.0%	1-2	50.0%	1-2	50.0%	2-5	40.0%		5-13	38.5%		7,1

Charlotte 82 • 6-7,5-3 C-USA

#	Player	F	Total			3-Ptr			Rebounds			PF	TP	A	TO	Blk	Stl	Min
			FG-FGA	FG-FGA	FT-FTA	Off	Def	Tot	Off	Def	Tot							
34	Molina Williams	f	2-7	0-1	1-1	4	10	14	4	5	1	1	0	1	33			
34	Dara Pearson	f	0-1	0-0	1-2	1	3	4	1	1	0	0	1	0	19			
03	Mariah Linney	g	4-5	2-3	0-0	1	4	5	0	10	3	5	1	0	13			
12	Jacee Busick	g	3-9	1-3	3-6	3	3	6	3	10	1	4	2	0	40			
13	Octavia Jett-Wilson	g	5-12	1-1	10-11	2	5	7	1	21	6	5	0	1	39			
04	Tamia Davis	g	4-10	3-7	4-4	0	2	2	3	15	3	3	0	0	35			
40	Jazmin Harris	g	7-12	0-0	6-7	3	7	10	1	20	0	1	0	1	21			
Team						0			0									
Totals			25-56	7-15	25-31	14	34	48	13	82	14	19	4	3	200			

1st - FG %:	6-12	50.0%	2nd: 11-15	73.3%	3rd: 4-16	25.0%	4th: 4-13	30.8%	Game:	25-56	44.6%	Deadball	
3FG %:	3-5	60.0%	3-4	75.0%	0-2	0.0%	1-4	25.0%		7-15	46.7%	Rebounds	
FT %:	2-2	100.0%	2-3	66.7%	2-4	50.0%	19-22	86.4%		25-31	80.6%		7,2

Officials: Kylie Galloway,Natasha Camy,Brian Garland
Technical fouls: Middle Tennessee-None. Charlotte-None.
Attendance: 1159
2020-21 Women's Basketball. Round: 0. Charlotte vs Middle Tenn.. Played at Hal

Score by periods	1st	2nd	3rd	4th	Total
Middle Tennessee	17	20	16	19	72
Charlotte	17	27	10	28	82

Game 18



Official Basketball Box Score - Game Totals - Final Statistics
Old Dominion vs Middle Tennessee
02/26/21 6:00 pm at Murfreesboro, TN



Old Dominion 74 • 8-9,5-8 C-USA

#	Player	F	Total			3-Ptr			Rebounds			PF	TP	A	TO	Blk	Stl	Min
			FG-FGA	FG-FGA	FT-FTA	Off	Def	Tot	Off	Def	Tot							
20	Maggie Robinson	f	5-14	3-7	1-1	4	1	5	3	14	0	2	0	0	37			
23	Amari Young	f	6-10	0-0	2-3	5	8	13	1	14	4	3	1	1	35			
01	Mariah Adams	g	3-5	0-1	2-4	1	3	4	3	8	4	2	0	1	24			
03	Ajah Wayne	g	7-10	1-2	3-14	3	9	12	4	18	1	0	1	0	39			
05	Victoria Morris	g	3-12	1-6	0-0	2	4	6	0	7	5	4	0	0	35			
02	Laney Wheaton	g	0-1	0-0	0-0	0	0	0	0	0	0	1	0	0	1			
04	Aziah Hudson	g	4-8	2-6	1-2	0	1	1	1	11	0	0	0	0	25			
11	Ash'a Thompson	g	0-0	0-0	2-2	0	3	3	0	2	0	1	0	0	4			
Team						1			3									
Totals			28-60	7-22	11-26	16	32	48	12	74	14	14	2	2	200			

1st - FG %:	4-13	30.8%	2nd: 6-13	46.2%	3rd: 11-19	57.9%	4th: 7-15	46.7%	Game:	28-60	46.7%	Deadball	
3FG %:	0-5	0.0%	1-5	20.0%	4-6	66.7%	2-6	33.3%		7-22	31.8%	Rebounds	
FT %:	2-4	50.0%	1-6	16.7%	4-9	44.4%	4-7	57.1%		11-26	42.3%		8

Middle Tennessee 57 • 12-6,10-3 C-USA

#	Player	F	Total			3-Ptr			Rebounds			PF	TP	A	TO	Blk	Stl	Min
			FG-FGA	FG-FGA	FT-FTA	Off	Def	Tot	Off	Def	Tot							
33	WHITSON, Courtney	f	3-9	3-9	0-0	2	6	8	4	9	1	3	0	0	35			
01	HAYES, Anastasia	g	11-22	2-5	8-12	1	5	6	2	32	3	5	1	4	39			
11	HAYES, Aislynn	g	2-8	0-4	1-2	1	2	3	1	5	2	2	0	1	40			
23	WHITTINGTON, Alexis	g	1-7	1-4	0-0	2	3	5	3	2	1	1	0	27				
31	CAGE, Deja	g	1-10	0-6	0-0	2	2	4	4	2	0	1	0	2	39			
30	BOOTHE, Rellah	g	2-4	0-0	0-0	1	2	3	4	0	0	0	0	13				
32	KOZLOVA, Kseniia	g	1-1	0-0	0-0	0	2	2	2	0	0	0	0	7				
Team						1			3									
Totals			21-61	6-28	9-14	11	23	34	19	57	8	13	2	7	200			

1st - FG %:	5-18	27.8%	2nd: 4-18	22.2%	3rd: 7-12	58.3%	4th: 5-13	38.5%	Game:	21-61	34.4%	Deadball	
3FG %:	1-9	11.1%	2-10	20.0%	2-3	66.7%	1-6	16.7%		6-28	21.4%	Rebounds	
FT %:	2-2	100.0%	2-4	50.0%	5-7	71.4%	0-1	0.0%		9-14	64.3%		2

Officials: Josh Howell,Gina Cross,Felicia Grinter
Technical fouls: Old Dominion-None. Middle Tennessee-None.
Attendance: 1159
2020-21 Women's Basketball. Round: 0. Middle Tenn. vs Old Dominion. Played at

Score by periods	1st	2nd	3rd	4th	Total
Old Dominion	10	14	30	20	74
Middle Tennessee	13	12	21	11	57

Game 19



Official Basketball Box Score - Game Totals - Final Statistics
Old Dominion vs Middle Tennessee
02/27/21 4:00 pm at Murfreesboro, TN



Old Dominion 70 • 8-10,5-9 C-USA

#	Player	F	Total			3-Ptr			Rebounds			PF	TP	A	TO	Blk	Stl	Min
			FG-FGA	FG-FGA	FT-FTA	Off	Def	Tot	Off	Def	Tot							
20	Maggie Robinson	f	4-8	2-5	0-0	2	3	5	1	10	3	1	0	1	35			
23	Amari Young	f	2-5	0-0	2-2	2	5	7	5	6	2	3	1	1	13			
01	Mariah Adams	g	7-14	1-3	1-1	2	4	6	4	16	4	3	0	0	38			
03	Ajah Wayne	g	5-9	1-3	3-6	3	12	15	1	14	4	2	0	2	38			
05	Victoria Morris	g	6-16	3-6	2-4	1	4	5	2	17	1	0	0	1	38			
02	Laney Wheaton	g	0-2	0-0	0-0	0	1	1	0	0	0	0	0	3				
04	Aziah Hudson	g	3-9	1-6	0-0	1	1	2	4	7	1	1	0	0	28			
11	Ash'a Thompson	g	0-1	0-0	0-0	1	1	2	2	0	0	1	0	0	7			
Team						3			3									
Totals			27-64	8-23	8-13	16	30	46	19	70	15	14	1	5	200			

1st - FG %:	8-22	36.4%	2nd: 7-15	46.7%	3rd: 8-13	61.5%	4th: 4-14	28.6%	Game:	27-64	42.2%	Deadball	
3FG %:	2-9	22.2%	1-3	33.3%	3-6	50.0%	3-6	50.0%		8-23	34.8%	Rebounds	
FT %:	0-0	0.0%	1-2	50.0%	3-5	60.0%	4-6	66.7%		8-13	61.5%		2

Middle Tennessee 74 • 13-6,11-3 C-USA

#	Player	F	Total			3-Ptr			Rebounds			PF	TP	A	TO	Blk	Stl	Min
			FG-FGA	FG-FGA	FT-FTA	Off	Def	Tot	Off	Def	Tot							
33	WHITSON, Courtney	f	2-7	2-6	0-0	3	4	7	4	6	0	4	0	2	36			
01	HAYES, Anastasia	g	6-16	0-2	6-11	1	6	7	3	18	5	4	0	3	40			
11	HAYES, Aislynn	g	5-11	2-6	3-4	0	8	8	1	15	5	1	0	1	40			
23	WHITTINGTON, Alexis	g	4-10	3-8	0-0	3	3	6	3	11	2	1	1	0	40			
45	Deja Cage	g	7-13	2-6	1-2	2	1	3	1	17	0	1	1	0	39			
03	LEWIS, Taylor	g	0-0	0-0	0-0	0	0	0	0	0	0	0	0	0+				
22	Rellah Boothe	g	3-3	0-0	1-2	0	1	1	1	7</								



Game 21



Official Basketball Box Score - Game Totals - Final Statistics
Marshall vs Middle Tennessee
 03/05/21 6:00 pm at Murfreesboro, TN



Marshall 54 • 8-10,7-9 C-USA

#	Player	Total			3-Ptr			Rebounds			PF	TP	A	TO	Blk	Stl	Min
		FG-FGA	FG-FGA	FT-FTA	Off	Def	Tot	Off	Def	Tot							
20	Taylor Pearson	f	4-8	1-4	6-6	1	6	7	1	15	1	2	0	1	31		
24	Kennedi Colclough	f	2-4	1-2	0-0	0	2	2	0	5	1	2	0	0	22		
34	Lorelei Roper	f	1-2	0-0	0-0	1	0	1	1	2	0	3	0	0	17		
00	Kia Sivilis	f	0-0	0-0	0-0	4	4	8	4	0	2	2	0	0	21		
04	Savannah Wheeler	g	5-16	3-9	0-0	0	6	6	2	13	0	1	0	0	33		
03	CC Mays	g	1-4	0-2	1-2	3	4	7	4	3	3	2	0	0	21		
05	Samantha Lafon	g	0-0	0-0	0-0	0	0	0	0	0	0	0	0	0	1		
23	Alexis Johnson	g	5-11	0-3	0-2	2	7	9	3	10	0	1	0	1	21		
25	Mahogany Matthews	g	0-3	0-1	1-2	1	1	2	4	1	0	2	2	1	20		
32	Paige Shy	g	2-6	1-3	0-0	1	1	2	0	5	0	1	0	0	13		
	Team					3	2	5									
	Totals		20-54	6-24	8-12	16	33	49	19	54	7	16	2	3	200		

1st - FG %: 6-11 54.5% 2nd: 5-18 27.8% 3rd: 4-11 36.4% 4th: 5-14 35.7% Game: 20-54 37.0% Deadball Rebounds 3
 3FG %: 2-5 40.0% 0-8 0.0% 1-3 33.3% 3-8 37.5% 6-24 25.0%
 FT %: 0-0 0.0% 4-4 100.0% 0-0 0.0% 4-8 50.0%

Middle Tennessee 61 • 14-7,12-4 C-USA

#	Player	Total			3-Ptr			Rebounds			PF	TP	A	TO	Blk	Stl	Min
		FG-FGA	FG-FGA	FT-FTA	Off	Def	Tot	Off	Def	Tot							
33	WHITSON, Courtney	f	5-11	4-9	0-0	2	3	5	1	14	1	1	0	0	40		
01	HAYES, Anastasia	g	6-14	0-6	5-9	1	6	7	2	17	8	3	0	2	40		
11	HAYES, Aislynn	g	3-13	2-10	7-8	1	3	4	0	15	1	1	0	0	40		
23	WHITTINGTON, Alexis	g	2-7	2-6	0-0	1	2	3	5	6	0	0	1	1	33		
31	CAGE, Deja	g	1-5	0-3	0-0	0	0	0	0	2	0	0	0	1	24		
24	WHITTINGTON, Amand	g	0-1	0-1	0-0	0	0	0	1	0	0	0	0	0	7		
30	BOOTHE, Rellah	g	2-7	1-3	2-2	2	2	4	4	7	0	0	0	0	16		
	Team					2	3	5									
	Totals		19-58	9-38	14-19	9	19	28	13	61	10	5	1	4	200		

1st - FG %: 6-17 35.3% 2nd: 4-16 25.0% 3rd: 4-12 33.3% 4th: 5-13 38.5% Game: 19-58 32.8% Deadball Rebounds 2
 3FG %: 3-13 23.1% 1-9 11.1% 1-6 16.7% 4-10 40.0% 9-38 23.7%
 FT %: 0-0 0.0% 3-3 100.0% 3-6 50.0% 8-10 80.0% 14-19 73.7%

Officials: Charlie Hust,Kelly Johnson,Metta Christensen
 Technical fouls: Marshall-None. Middle Tennessee-None.
 Attendance: 1150
 2020-21 Women's Basketball. Round: 0. Marshall vs Middle Tenn.. Played at Murp

Score by periods	1st	2nd	3rd	4th	Total
Marshall	14	14	9	17	54
Middle Tennessee	15	12	12	22	61

Game 22



Official Basketball Box Score - Game Totals - Final Statistics
Louisiana Tech vs Middle Tennessee
 03/11/21 2:00 pm at Frisco, TX



Louisiana Tech 71 • 14-10,8-8 C-USA

#	Player	Total			3-Ptr			Rebounds			PF	TP	A	TO	Blk	Stl	Min
		FG-FGA	FG-FGA	FT-FTA	Off	Def	Tot	Off	Def	Tot							
44	Anna Larr Roberson	f	8-13	1-2	1-2	0	7	7	4	18	0	2	0	0	38		
01	Raizel Guinto	g	5-11	5-9	7-7	1	2	3	2	22	4	4	0	2	38		
02	Keianna Walker	g	5-16	0-1	3-4	1	5	6	5	13	1	0	0	2	35		
10	Amber Dixon	g	3-8	0-0	1-2	1	7	8	2	7	6	4	0	1	37		
24	Lotte Sant	g	3-7	3-7	0-0	0	1	1	2	9	2	1	1	0	36		
03	Robyn Lee	g	0-0	0-0	0-0	0	0	0	0	0	0	0	0	0	0+		
15	Monette Bolden	g	1-3	0-0	0-0	0	0	0	4	2	1	1	0	0	12		
22	Tyler Jackson	g	0-0	0-0	0-0	0	0	0	2	0	1	0	0	0	4		
	Team					0	3	3									
	Totals		25-58	9-19	12-15	3	25	28	21	71	15	13	1	5	200		

1st - FG %: 6-16 37.5% 2nd: 7-16 43.8% 3rd: 8-13 61.5% 4th: 4-5 80.0% Game: 25-58 43.1% Deadball Rebounds 0
 3FG %: 3-3 100.0% 0-5 0.0% 2-6 33.3% 4-5 80.0% 9-19 47.4%
 FT %: 1-2 50.0% 1-2 100.0% 2-2 100.0% 8-9 88.9%

Middle Tennessee 77 • 15-7,12-4 C-USA

#	Player	Total			3-Ptr			Rebounds			PF	TP	A	TO	Blk	Stl	Min
		FG-FGA	FG-FGA	FT-FTA	Off	Def	Tot	Off	Def	Tot							
33	WHITSON, Courtney	f	3-7	3-7	2-2	1	5	6	2	11	1	1	0	0	38		
01	HAYES, Anastasia	g	13-18	1-2	7-14	0	7	7	2	34	5	5	0	3	40		
11	HAYES, Aislynn	g	3-9	3-5	1-2	0	6	6	2	10	4	5	0	2	40		
23	WHITTINGTON, Alexis	g	4-6	2-4	2-4	1	4	5	1	12	0	1	2	1	40		
31	CAGE, Deja	g	0-8	0-4	0-0	2	5	7	2	0	4	0	0	0	31		
30	BOOTHE, Rellah	g	4-4	0-0	2-4	2	5	7	3	10	2	1	0	0	11		
	Team					0	1	1									
	Totals		27-52	9-22	14-26	6	33	39	12	77	16	14	2	6	200		

1st - FG %: 10-17 58.8% 2nd: 5-12 41.7% 3rd: 5-11 45.5% 4th: 7-12 58.3% Game: 27-52 51.9% Deadball Rebounds 6
 3FG %: 4-6 66.7% 1-5 20.0% 2-4 50.0% 2-7 28.6% 9-22 40.9%
 FT %: 0-0 0.0% 1-6 16.7% 2-2 100.0% 11-18 61.1%

Officials: Eric Koch,Kylie Galloway,Brian Hall
 Technical fouls: Louisiana Tech-None. Middle Tennessee-TEAM.
 Attendance: 507
 2020-21 Women's Basketball. Round: 0. Louisiana Tech vs Middle Tenn.. Played at

Score by periods	1st	2nd	3rd	4th	Total
Louisiana Tech	16	15	20	20	71
Middle Tennessee	24	12	14	27	77

Game 23



Official Basketball Box Score - Game Totals - Final Statistics
UTEP vs Middle Tennessee
 03/12/21 8:30 pm at Frisco, TX



UTEP 58 • 17-8,13-5 C-USA

#	Player	Total			3-Ptr			Rebounds			PF	TP	A	TO	Blk	Stl	Min
		FG-FGA	FG-FGA	FT-FTA	Off	Def	Tot	Off	Def	Tot							
21	Eliana Arike	f	0-1	0-0	1-2	0	2	2	0	1	0	1	0	0	12		
22	Dejanee Roebuck	f	4-7	0-1	2-3	2	4	6	2	10	1	1	1	0	25		
03	Katia Gallegos	g	3-12	1-6	0-0	1	3	4	1	7	7	1	0	0	26		
05	Destiny Thurman	g	7-12	2-5	0-0	0	2	2	4	16	2	3	0	0	31		
15	Avery Crouse	g	0-1	0-0	0-0	0	2	2	0	0	1	3	0	0	20		
01	Arina Khlopokova	g	0-1	0-1	0-2	2	0	2	1	0	0	0	0	0	6		
11	Isis Lopes	g	1-6	0-3	0-0	0	0	0	1	2	0	0	0	0	15		
12	Tia Bradshaw	g	2-5	0-1	0-0	1	2	3	0	4	2	0	0	0	20		
13	Sabine Lippe	g	3-6	1-2	0-0	0	1	1	2	7	0	2	0	0	13		
20	Dagne Apsite	g	0-1	0-1	0-0	0	0	0	0	0	0	0	0	0	2		
33	Michelle Pruitt	g	4-8	0-0	1-4	5	8	13	0	9	1	3	0	0	28		
55	Brenda Fontana	g	1-1	0-0	0-1	0	1	1	0	2	0	0	0	0	2		
	Team					4	1	5									
	Totals		25-61	4-20	4-12	15	26	41	11	58	14	16	1	0	200		

1st - FG %: 7-16 43.8% 2nd: 5-15 33.3% 3rd: 7-14 50.0% 4th: 6-16 37.5% Game: 25-61 41.0% Deadball Rebounds 6
 3FG %: 0-2 0.0% 2-9 22.2% 1-5 20.0% 4-10 40.0% 9-38 23.7%
 FT %: 1-2 50.0% 0-2 0.0% 0-0 0.0% 3-8 37.5%

Middle Tennessee 74 • 16-7,12-4 C-USA

#	Player	Total			3-Ptr			Rebounds			PF	TP	A	TO	Blk	Stl	Min
		FG-FGA	FG-FGA	FT-FTA	Off	Def	Tot	Off	Def	Tot							
33	WHITSON, Courtney	f	3-4	3-4	4-4	1	2	3	5	13	0	0	4	3	38		
01	HAYES, Anastasia	g	11-19	0-0	1-1	0	2	2	2	23	7	4	0	1	40		
11	HAYES, Aislynn	g	4-10	3-7	0-0	2	3	5	4	11	5	2	0	1	30		
23	WHITTINGTON, Alexis	g	6-15	3-8	4-4	2	3	5	1	19	3	1	4	1	40		
31	CAGE, Deja	g	2-8	1-7	0-1	0	5	5	3	5	3	0	1	0	37		
03	LEWIS, Taylor	g	0-0	0-0	0-0	0	0	0	0	0	0	0	0	0	0+		
30	BOOTHE, Rellah	g	1-3	0-0	1-2	2	3	5	3	3	1	1	0	1	13		
32	KOZLOVA, Kseniia	g	0-0	0-0	0-0	0	0	0	1	0	0	0	0	0	2		
	Team					1	5	6									
	Totals		27-59	10-26	10-12</												



2020-21 Game Box Scores

Game 25



Official Basketball Box Score -- Game Totals -- Final Statistics



Middle Tennessee vs Tennessee 03/21/21 1:00 pm at Austin, TX

Middle Tennessee 62 • 17-8,12-4 C-USA

#	Player	Total			3-Ptr			Rebounds			PF	TP	A	TO	Blk	Stl	Min
		FG-FGA	FG-FGA	FT-FTA	FG-FGA	FG-FGA	FT-FTA	Off	Def	Tot							
33	WHITSON, Courtney	f	2-10	2-7	0-0	1	3	4	3	6	2	3	0	1	37		
01	HAYES, Anastasia	g	9-25	2-5	6-7	0	2	2	1	26	5	5	0	3	40		
11	HAYES, Ainslynn	g	6-16	3-9	0-0	0	3	3	4	15	2	0	0	1	40		
23	WHITTINGTON, Alexis	g	3-9	1-7	0-0	1	1	2	2	7	3	1	0	0	33		
31	CAGE, Deja	g	2-7	2-5	0-0	0	2	2	3	6	0	2	0	2	36		
12	GRANNUM, Jada		0-0	0-0	0-0	0	0	0	0	0	0	0	0	0	2		
30	BOOTHE, Rellah		0-0	0-0	0-0	1	0	1	2	0	0	0	0	0	5		
32	KOZLOVA, Kseniia		1-1	0-0	0-0	1	0	1	2	2	0	0	0	0	7		
	Team					5	1	6			3						
	Totals		23-68	10-33	6-7	9	12	21	17	62	12	14	0	7	200		

1st - FG %:	8-20	40.0%	2nd: 7-17	41.2%	3rd: 3-14	21.4%	4th: 5-17	29.4%	Game: 23-68	33.8%	Deadball
3FG %:	2-6	33.3%	4-11	36.4%	2-5	40.0%	2-11	18.2%	10-33	30.3%	Rebounds
FT %:	0-0	0.0%	3-3	100.0%	2-2	100.0%	1-2	50.0%	6-7	85.7%	1,1

Tennessee 87 • 17-7,9-4 SEC

#	Player	Total			3-Ptr			Rebounds			PF	TP	A	TO	Blk	Stl	Min
		FG-FGA	FG-FGA	FT-FTA	FG-FGA	FG-FGA	FT-FTA	Off	Def	Tot							
00	Rennia Davis	f	9-14	1-4	5-5	4	10	14	0	24	2	1	0	0	35		
12	Rae Burrell	f	8-13	0-2	6-8	1	6	7	3	22	1	5	2	2	31		
11	Kasiyahna Kushkituah	c	5-9	0-0	0-1	5	3	8	2	10	1	2	0	0	27		
20	Tamari Key	c	4-9	0-0	5-6	1	1	2	2	13	0	1	3	0	24		
04	Jordan Walker	g	4-9	0-2	1-2	7	7	14	2	9	5	3	0	1	30		
02	Destiny Salary		0-0	0-0	0-0	0	1	1	1	0	0	1	0	1	9		
10	Jessie Rennie		0-1	0-0	0-0	1	0	1	0	0	0	0	0	0	2		
21	Tess Darby		1-2	1-2	0-0	1	1	2	2	3	0	2	0	0	13		
25	Jordan Horston		2-6	0-2	2-2	0	6	6	2	6	6	5	2	3	27		
31	Emily Saunders		0-0	0-0	0-0	0	0	0	0	0	0	0	0	0	2		
	Team					0	1	1			1						
	Totals		33-63	2-12	19-24	20	36	56	14	87	15	21	7	7	200		

1st - FG %:	10-19	52.6%	2nd: 6-12	50.0%	3rd: 10-21	47.6%	4th: 7-11	63.6%	Game: 33-63	52.4%	Deadball
3FG %:	1-5	20.0%	0-3	0.0%	0-1	0.0%	1-3	33.3%	2-12	16.7%	Rebounds
FT %:	0-0	0.0%	6-8	75.0%	3-5	60.0%	10-11	90.9%	19-24	79.2%	2

Officials: Roy Gulbeyan, Brian Hall, Carla Fountain

Technical fouls: Middle Tennessee-None, Tennessee-None.

Attendance:

First Round

2020-21 Women's Basketball, Round: 1, Middle Tenn. vs Tennessee, Played at Fra

Score by periods	1st	2nd	3rd	4th	Total
Middle Tennessee	18	21	10	13	62
Tennessee	21	18	23	25	87




HISTORICAL RECORDS




25
Kim Webb
HOF Inductee 1997
1984-87
5-9, Guard
La Vergne, Tenn.



- One of only three 2,000-point scorers in school history
- Three-time First Team All-OVC
- Second Team All-OVC as freshman
- Four-Time OVC All-Tournament Team
- 1986 OVC Player of the Year
- Four OVC Titles
- Two-Time OVC Tournament MVP
- Three NCAA Tournament trips
- Ranks first in seven career Middle Tennessee categories
- Led Middle Tennessee in scoring all four seasons
- Led Middle Tennessee in steals all four seasons
- Ranks third for steals in a season
- Ranks in Top 10 in eight individual career records
- Ranks in Top 10 in eight individual season records



42
Jennifer McFall
HOF Inductee 1999
1982-85
6-0, Forward
Columbia, Tenn.



- Four-time First Team All-OVC
- 1985 OVC Player of the Year
- Three-time OVC All-Tournament Team
- 1984 OVC Tournament MVP
- Three NCAA Tournament trips
- 37 Career Double-Doubles
- Led Middle Tennessee in rebounds as freshman and sophomore
- Led Middle Tennessee in assists as freshman and junior
- Led Middle Tennessee in scoring as freshman
- Led Middle Tennessee in steals as freshman
- Seventh all-time leading scorer
- Ranks in Top 10 in 15 individual career records
- Ranks in Top 10 in five individual season records



41

Tawanya Mucker-Wilson
HOF Inductee 2012
1985-89
6-0, Center/Forward
Macon, Ga.



- All-Ohio Valley Conference freshman team and All-Tournament team in her first year
- OVC Player of the Year in 1989
- Lead the team in rebounds and blocks for three years, finishing with 89 career blocks
- Ranked No. 1 in made free throws
- Was second in scoring, made field goals, field goal percentage, and double-doubles
- Finished third in rebounding, blocks, and starts
- Won four OVC titles and two OVC tournament titles
- Posted an overall record of 83-32, and a dominating 47-7 mark in conference play
- Played on two NCAA tournament teams, including MT's first-ever NCAA win, a 78-77 OT thriller over host South Carolina in 1986
- Had 60 consecutive games scoring in double figures



Coach/Admin.

Diane Turnham
HOF Inductee 2012
Mt. Juliet, Tenn.



- Coached as an assistant under Larry Joe Inman, Jim Davis, and Lewis Bivens
- Spent 14 years as an assistant coach
- Saw eight teams make postseason play
- Became MT volleyball coach without any experience
- Built the volleyball program from scratch
- Coached volleyball for 10 years over a 13-year span
- Her last recruits advanced to the NCAAs
- Rose to the level of Associate AD under Chris Masarro
- Served as interim AD on two occasions
- Is in her second year as member of the NCAA Women's Basketball Committee



30

Priscilla Robinson-Murray
HOF Inductee 2013
1991-94
5-10, Forward
Chattanooga, Tenn.



- Led the Lady Raiders' basketball squad in scoring and rebounding for all four years en route to the team's 75-37 overall record
- She was the OVC freshman of the year in 1991, player of the year in 1992, a three-time all-tournament team member and a four-time all-conference selection
- She led her Lady Raiders to an impressive 42-16 OVC record.
- At the end of her basketball career, she ranked in the Top 5 in scoring, rebounding, field goal percentage, free throw percentage, field goals made, free throws made, games started and double-figure scoring games



Coach

Larry Joe Inman
HOF Inductee 2014
Mt. Juliet, Tenn.



- Posted a 161-73 mark as Middle Tennessee's head coach from 1978 to 1986
- Third on all-time wins list at Middle Tennessee
- Teams played in four NCAA Tournaments
- Led Middle Tennessee to its first ever NCAA Tournament win in 1982-83
- Teams won five Ohio Valley Conference championships
- Three-time OVC Coach of the Year at Middle Tennessee
- Has more victories than any coach in OVC history with more than 500 to his credit
- Inducted into the OVC Hall of Fame in 2009



23

Patrice Holmes
HOF Inductee 2016
2001-05
5-9, Guard
Bishopville, S.C.



22

Chrissy Givens
HOF Inductee 2017
2003-07
5-11, Guard
Monroe, La.



- Four-time All-Sun Belt Conference selection
- Seventh on the all-time scoring list with 1,891 points
- Led team to back-to-back NCAA Tournament appearances in 2003-04 and 2004-05
- Led team to wins in consecutive NCAA Tournaments, beating North Carolina in 2004; and N.C. State in 2005. Hit game-winning shots in each victory
- Three-time Sun Belt Conference Most Outstanding Player (2003, 04, 05)
- Two-time Sun Belt Conference Defensive Player of the Year (2003, 05)
- Regarded as one of the best all-around players in school history. In addition to being seventh on the all-time scoring list, Holmes is first all-time in steals (338), third in assists (457), sixth in rebounds (750), ninth in 3-point field goals made (177) and 10th in blocks (75)

- One of three first-team All-Americans in program history, earning national acclaim from The Associated Press and United States Basketball Writers Association
- One of only two players in school history to play in four consecutive NCAA Tournaments, winning games in three of them
- Member of the Lady Raiders' 1,000 point club (1,915)
- Lady Raiders' first WNBA draft selection in 2007
- Ranks in the top five of five different career categories: steals (4th); assists (4th), field goals made (5th), scoring (6th) and free-throws made (7th)
- Two-time Sun Belt Conference Tournament Most Outstanding Player
- Sun Belt Conference Player of the Year
- Sun Belt Conference Defensive Player of the Year
- Two-time CoSIDA Academic All-American



Coach
Rick Insell
HOF Inductee 2017
Woodbury, Tenn.



- Seven-time Hall of Fame inductee
- Lady Raiders' all-time winningest coach
- 14 consecutive postseason appearances
- Nine NCAA Tournament appearances
- 13 20-plus win seasons
- 15 conference championships (7 regular season, 8 tournament)
- Nine NCAA Tournament appearances
- Only women's basketball coach nationally to produce three consecutive NCAA scoring champions
- Has developed six All-Americans at MTSU
- Has coached five conference Players of the Year
- Has mentored 16 of the 31 players in the program's exclusive 1,000-point club
- Four WNBA Draft selections



1
Amber Holt
HOF Inductee 2018
2006-08
6-0, Forward
Duluth, Ga.



- One of three first-team All-Americans in program history, earning national acclaim from The Associated Press and United States Basketball Writers Association
- One of only two players in school history to play in four consecutive NCAA Tournaments, winning games in three of them
- Member of the Lady Raiders' 1,000 point club (1,915)
- Lady Raiders' first WNBA draft selection in 2007
- Ranks in the top five of five different career categories: steals (4th); assists (4th), field goals made (5th), scoring (6th) and free-throws made (7th)
- Two-time Sun Belt Conference Tournament Most Outstanding Player
- Sun Belt Conference Player of the Year
- Sun Belt Conference Defensive Player of the Year
- Two-time CoSIDA Academic All-American



22

Alysha Clark
HOF Inductee 2020
2008-10
5-10, Forward
Mt. Juliet, Tenn.



- Named to eight All-American teams
- Sun Belt Conference Player of the Year both seasons (2009, 10)
- Sun Belt Conference Tournament Most Outstanding Player (2009, 10)
- Nation's leading scorer in 2009-10 (28.3) and 2008-09 (27.5)
- Member of the 1,000-point club with 1,756 points in just two seasons, which ranks 10th all-time
- 17th overall selection in the 2010 WNBA Draft (San Antonio)
- Owns the top six single-game scoring marks in program history with six games of 44-plus points, including a school-record 50 points
- First on the career list for scoring average (27.9), field goal percentage (.611), third all time for rebound average (10.7), fifth all time for free throws made (429) and fourth all time for free throw percentage (.784)
- Second on career list for consecutive double-figure scoring games (55) and second on the career list for double-doubles (37)



34

Heather Prater (Warren)
HOF Inductee 2020
1992-96
5-8, Guard
Waynesboro, Tenn.



- Led nation in 3-point field goal percentage in 1994-95 (.511)
- Lady Raider career leader in assists (605)
- Member of the Lady Raiders' 1,000 point club (1,360), which ranks 18th on the all-time scoring list
- First on the career list for 3-point percentage (.446) and fifth on the career list for 3-pointers made (224)
- Second on the career free-throw percentage list (.803)
- First and second the single-season free-throw percentage list (.875, 1995-96; .867, 1994-95)
- Two-time All-Ohio Valley Conference (1995, 96)
- All-OVC freshman team (1993)
- Second-team All-Academic, Southern District (1996)



35

Jamie Thomatis
HOF Inductee 2021
1998-2002
5-11, Forward
Destrehan, La.



- First women's basketball player to be named first-team all-conference in two different leagues (Ohio Valley, Sun Belt)
- First-team All-OVC (1999-00), First-Team All-Sun Belt (2000-01, 01-02)
- All-Sun Belt Tournament Team (2002)
- Capped her career with 1,981 points, which is currently fourth on the all-time list
- Career scoring average of 17.6 is seventh all time
- No. 1 all time for field goal and free throw percentage
- Eighth all time for career field goals (722)
- Averaged 20-plus points as a sophomore, junior and senior
- Selected to OVC All-Freshman team and named honorable mention All-OVC (1998-99)



1. Ebony Rowe (2,453 POINTS) 6-1 Forward Lexington, Ky.

Year	GP-GS	MIN	FGM-FGA	FG %	3FGM-3FGA	3FG %	FTM-FTA	FT %	OR-DR-Total	Reb. Avg.	A	TO	B	S	Points	PPG
2010	31-31	1055	208-356	.584	0-0	.000	115-199	.578	140-173-313	10.1	52	104	20	42	531	17.1
2011	33-33	1200	222-407	.545	0-0	.000	94-206	.456	189-144-333	10.1	54	106	30	79	538	16.3
2012	33-33	1295	248-461	.538	0-2	.000	154-224	.688	179-189-368	11.2	53	85	37	50	650	19.7
2013	34-34	1308	266-500	.532	7-24	.292	195-291	.670	156-240-396	11.6	81	79	23	40	734	21.6
Career	131-131	4858	944-1724	.548	7-26	.269	558-920	.607	664-746-1410	10.8	240	374	110	211	2453	18.7

2. Kim Webb (2,148 POINTS) 5-9 Guard La Vergne, Tenn.

Year	GP-GS	MIN	FGM-FGA	FG %	3FGM-3FGA	3FG %	FTM-FTA	FT %	OR-DR-Total	Reb. Avg.	A	TO	B	S	Points	PPG
1984	29-29	934	174-338	.515			97-127	.764	153	5.3	63	76	9	64	445	15.3
1985	30-30	1053	234-410	.571			75-103	.728	170	5.7	110	94	30	80	543	18.1
1986	30-30	987	228-401	.569			94-123	.764	166	5.5	123	88	11	91	550	18.3
1987	27-27	921	245-473	.518	3-13	.231	117-167	.701	93-110-203	7.5	103	62	14	59	610	22.6
Career	116-116	3895	881-1622	.543	3-13	.231	383-520	.737	93-110-692	6.0	399	320	64	294	2148	18.5

3. Priscilla Robinson (2,009 POINTS) 5-10 Forward Chattanooga, Tenn.

Year	GP-GS	MIN	FGM-FGA	FG %	3FGM-3FGA	3FG %	FTM-FTA	FT %	OR-DR-Total	Reb. Avg.	A	TO	B	S	Points	PPG
1991-92	28-24	710	178-317	.562	0-0	.000	132-174	.759	84-144-228	8.1	21	50	9	25	488	17.4
1992-93	28-26	937	210-383	.548	0-1	.000	153-207	.739	107-136-243	8.7	34	63	5	68	579	20.7
1993-94	26-20	787	177-329	.538	8-19	.421	123-155	.794	70-129-199	7.7	31	34	4	44	485	18.7
1994-95	28-28	923	168-308	.545	11-30	.367	110-142	.775	85-153-238	8.5	42	54	10	57	457	16.3
Career	110-98	3357	733-1337	.548	19-50	.380	518-678	.764	346-562-908	8.3	128	201	28	194	2009	18.3

4. Jamie Thomatis (1,971 POINTS) 5-11 Forward Destrehan, La.

Year	GP-GS	MIN	FGM-FGA	FG %	3FGM-3FGA	3FG %	FTM-FTA	FT %	OR-DR-Total	Reb. Avg.	A	TO	B	S	Points	PPG
1999	28-1	536	149-238	.626	0-2	.000	92-117	.786	52-79-131	4.7	26	45	8	29	390	13.9
2000	25-14	705	162-299	.542	13-29	.448	78-102	.765	51-101-152	6.1	59	72	14	48	415	16.6
2001	30-30	924	222-417	.532	34-76	.447	161-196	.821	73-152-225	7.5	83	104	10	56	639	21.3
2002	29-28	836	189-356	.531	30-87	.345	119-141	.844	65-113-178	6.1	76	87	15	58	527	18.2
Career	112-73	3001	722-1310	.551	77-194	.397	450-556	.809	241-445-686	6.1	244	308	47	191	1971	17.6

5. Tawanya Mucker (1,946 POINTS) 6-0 Center Macon, Ga.

Year	GP-GS	MIN	FGM-FGA	FG %	3FGM-3FGA	3FG %	FTM-FTA	FT %	OR-DR-Total	Reb. Avg.	A	TO	B	S	Points	PPG
1986	30-20	747	131-253	.518			41-81	.513	165	5.5	11	43	14	27	303	10.1
1987	27-27	861	142-307	.463	0-0	.000	68-100	.680	82-132-214	7.9	22	37	20	18	352	13.0
1988	29-29	911	265-499	.531	0-0	.000	141-201	.701	101-167-268	9.2	27	80	29	24	671	23.1
1989	27-27	861	242-418	.579	0-0	.000	136-205	.663	79-161-240	8.9	20	66	26	32	620	23.0
Career	113-103	3380	780-1477	.528	0-0	.000	386-587	.658	262-460-887	7.8	80	226	89	101	1946	17.2

6. Chrissy Givens (1,915 POINTS) 5-11 Guard Monroe, La.

Year	GP-GS	MIN	FGM-FGA	FG %	3FGM-3FGA	3FG %	FTM-FTA	FT %	OR-DR-Total	Reb. Avg.	A	TO	B	S	Points	PPG
2004	27-0	472	48-86	.558	0-1	.000	26-32	.813	16-68-84	3.1	32	52	4	23	122	4.5
2005	33-33	1099	145-295	.492	1-12	.083	67-88	.761	63-119-182	5.5	100	110	2	67	358	10.8
2006	31-31	1166	246-554	.444	46-136	.338	129-182	.709	47-169-216	7.0	150	121	7	98	667	21.5
2007	34-34	1209	301-589	.511	26-80	.325	140-186	.753	67-143-210	6.2	154	133	10	102	768	22.6
Career	125-98	3946	740-1524	.486	73-229	.319	362-488	.742	193-499-692	5.5	436	416	23	290	1915	15.3

7. Patrice Holmes (1,891 POINTS) 5-9 Guard Bishopville, S.C.

Year	GP-GS	MIN	FGM-FGA	FG %	3FGM-3FGA	3FG %	FTM-FTA	FT %	OR-DR-Total	Reb. Avg.	A	TO	B	S	Points	PPG
2002	29-29	787	142-291	.488	23-85	.271	57-73	.781	61-115-176	6.1	68	80	13	50	364	12.6
2003	30-30	1117	194-413	.470	35-136	.257	89-113	.788	71-150-221	7.4	140	137	19	92	512	17.1
2004	32-32	1131	192-432	.444	57-172	.331	61-74	.824	46-147-193	6.0	130	119	12	84	502	15.7
2005	33-33	1154	197-440	.448	62-183	.339	57-74	.770	32-128-160	4.8	119	87	31	112	513	15.5
Career	124-124	4189	725-1576	.460	177-576	.307	264-334	.790	210-540-750	6.0	457	423	75	338	1891	15.3

8. Alex Johnson (1,872 POINTS) 6-0 Forward Murfreesboro, Tenn.

Year	GP-GS	MIN	FGM-FGA	FG %	3FGM-3FGA	3FG %	FTM-FTA	FT %	OR-DR-Total	Reb. Avg.	A	TO	B	S	Points	PPG
2016	33-32	781	152-291	.522	4-16	.250	91-130	.700	55-62-117	3.5	27	72	26	35	399	12.1
2017	34-34	1065	251-467	.537	6-19	.316	179-220	.814	60-123-183	5.4	57	100	33	25	687	20.2
2018	20-16	502	87-187	.465	10-27	.370	86-117	.735	27-59-86	4.3	21	39	12	18	270	13.5
2019	34-34	1168	181-326	.555	38-100	.380	116-153	.758	59-101-160	4.7	72	74	25	41	516	15.2
Career	121-116	3516	671-1271	.528	58-162	.358	472-620	.761	201-345-546	4.5	177	285	96	119	1872	15.5

9. Jennifer McFall (1,834 POINTS) 6-0 Forward Columbia, Tenn.

Year	GP-GS	MIN	FGM-FGA	FG %	3FGM-3FGA	3FG %	FTM-FTA	FT %	OR-DR-Total	Reb. Avg.	A	TO	B	S	Points	PPG
1982	25-24	762	181-383	.473			60-99	.606	228	9.1	61	84	19	52	422	16.9
1983	31-31	1060	207-447	.463			81-119	.681	227	7.3	67	79	9	39	495	16.0
1984	29-29	983	181-388	.466			61-99	.616	209	7.2	100	110	11	58	423	14.6
1985	30-30	984	199-383	.520			96-158	.608	328	10.9	123	111	23	56	494	16.5
Career	115-114	3789	768-1601	.480			298-475	.627	992	8.6	351	384	62	205	1834	15.9

10. Alysha Clark (1,756 POINTS) 5-10 Forward Mt. Juliet, Tenn.

Year	GP-GS	MIN	FGM-FGA	FG %	3FGM-3FGA	3FG %	FTM-FTA	FT %	OR-DR-Total	Reb. Avg.	A	TO	B	S	Points	PPG
2009	34-34	1169	343-565	.607	12-29	.414	237-300	.790	167-167-334	9.8	72	133	21	72	935	27.5
2010	29-29	1019	306-498	.614	17-53	.321	192-247	.777	150-187-337	11.6	99	93	19	71	821	28.3
Career	63-63	2188	649-1063	.611	29-82	.354	429-547	.784	317-354-671	10.7	171	226	40	143	1756	27.9

11. Krystle Horton (1,523 POINTS) 6-2 Forward Murfreesboro, Tenn.

Year	GP-GS	MIN	FGM-FGA	FG %	3FGM-3FGA	3FG %	FTM-FTA	FT %	OR-DR-Total	Reb. Avg.	A	TO	B	S	Points	PPG
2004	32-31	1051	200-355	.563	1-12	.083	80-115	.696	81-101-182	5.7	38	87	13	35	481	15.0
2005	33-29	1006	158-306	.516	2-6	.333	56-104	.538	85-94-179	5.4	50	101	16	68	374	11.3
2006	30-21	881	143-274	.522	0-1	.000	70-103	.680	90-81-171	5.7	23	71	8	50	356	11.9
2007	34-31	847	130-230	.565	1-1	1.000	51-72									



1,000-Point Club

12. Amber Holt (1,497 POINTS) 6-0 Forward Duluth, Ga.

Year	GP-GS	MIN	FGM-FGA	FG %	3FGM-3FGA	3FG %	FTM-FTA	FT %	OR-DR-Total	Reb. Avg.	A	TO	B	S	Points	PPG
2007	34-34	1053	206-443	.465	15-51	.294	140-182	.769	93-121-214	6.3	63	64	13	92	567	16.7
2008	34-34	1244	352-680	.518	20-72	.278	206-261	.789	132-142-274	8.1	109	72	11	80	930	27.4
Career	68-68	2297	558-1123	.497	35-123	.285	346-443	.781	225-263-488	7.2	172	136	24	172	1497	22.0

113. Sharon McClannahan (1,464 POINTS) 6-0 Center Centerville, Tenn.

Year	GP-GS	MIN	FGM-FGA	FG %	3FGM-3FGA	3FG %	FTM-FTA	FT %	OR-DR-Total	Reb. Avg.	A	TO	B	S	Points	PPG
1976	19	134-270	.496	58-89	.652	194	10.2	11	35						326	17.2
1977	24	140-262	.534	35-69	.507	155	6.5	11	32						315	13.1
1978	28	112-270	.415	36-61	.590	163	5.8	13	37						260	9.3
1979	26	222-461	.481	119-191	.623	237	9.1	19	58						563	21.7
Career	97	608-1263	.481	248-410	.605	749	7.7	54	162						1464	15.1

113. Stephanie Capley (1,464 POINTS) 6-1 Forward Mt. Juliet, Tenn.

Year	GP-GS	MIN	FGM-FGA	FG %	3FGM-3FGA	3FG %	FTM-FTA	FT %	OR-DR-Total	Reb. Avg.	A	TO	B	S	Points	PPG
1988	30-30	819	145-309	.469	2-11	.182	44-73	.603	110-92-202	6.7	40	43	17	30	336	11.2
1989	27-23	772	121-246	.492	1-7	.143	59-80	.738	76-91-167	6.2	50	55	15	23	302	11.2
1990	28-26	854	162-351	.462	12-26	.462	87-111	.784	69-123-192	6.9	65	63	10	33	423	15.1
1991	28-28	874	150-330	.455	13-47	.277	90-107	.841	81-128-209	7.5	53	70	23	28	403	14.4
Career	113-107	3319	578-1236	.468	28-91	.308	280-371	.755	336-434-770	6.8	208	231	65	114	1464	13.0

15. Ty Petty (1,453 POINTS) 5-7 Guard Murfreesboro, Tenn.

Year	GP-GS	MIN	FGM-FGA	FG %	3FGM-3FGA	3FG %	FTM-FTA	FT %	OR-DR-Total	Reb. Avg.	A	TO	B	S	Points	PPG
2014	25-0	129	9-26	.346	8-20	.400	5-7	.714	2-11-13	0.5	10	19	0	4	31	1.2
2015	34-31	1081	149-358	.416	44-146	.301	51-81	.630	22-75-97	2.9	149	108	2	58	393	11.6
2016	33-33	1149	142-369	.385	37-140	.264	81-104	.779	24-80-104	3.2	195	119	4	62	402	12.2
2017	34-34	1301	203-477	.426	82-209	.392	139-161	.863	11-130-141	4.1	186	140	5	74	627	18.4
Career	126-98	3660	503-1230	.409	171-515	.332	276-353	.782	59-296-355	2.8	540	386	11	198	1453	11.5

16. Sherry Tucker (1,452 POINTS) 5-11 Guard Memphis, Tenn.

Year	GP-GS	MIN	FGM-FGA	FG %	3FGM-3FGA	3FG %	FTM-FTA	FT %	OR-DR-Total	Reb. Avg.	A	TO	B	S	Points	PPG
1992	28-23	759	91-227	.401	25-61	.410	49-87	.563	38-81-119	4.3	102	128	9	55	256	9.1
1993	19-8	456	77-184	.418	33-84	.393	20-32	.625	30-59-89	4.7	36	41	7	27	207	10.9
1994	27-27	846	152-360	.422	53-167	.317	49-72	.681	44-102-146	5.4	90	89	24	68	406	15.0
1995	28-28	917	221-503	.439	71-213	.333	70-100	.700	70-155-225	8.0	56	69	23	71	583	20.8
Career	102-86	2978	541-1274	.425	182-525	.347	188-291	.646	182-397-579	5.7	284	327	63	221	1452	14.2

17. Kortni Jones (1,390 POINTS) 5-9 Guard Oak Ridge, Tenn.

Year	GP-GS	MIN	FGM-FGA	FG %	3FGM-3FGA	3FG %	FTM-FTA	FT %	OR-DR-Total	Reb. Avg.	A	TO	B	S	Points	PPG
2009	30-0	226	8-34	.235	3-18	.167	13-17	.765	13-27-40	1.3	24	19	2	15	32	1.1
2010	31-27	1072	87-221	.394	55-153	.359	33-42	.786	6-71-77	2.5	159	117	7	63	262	8.5
2011	33-33	1273	186-499	.373	115-329	.350	69-99	.697	18-75-93	2.8	153	124	10	58	556	16.8
2012	33-33	1264	183-502	.365	86-267	.322	88-112	.786	22-76-98	3.0	147	122	8	62	540	16.4
Career	127-93	3835	464-1256	.369	259-767	.338	203-270	.752	59-249-308	2.4	483	382	27	198	1390	10.9

18. Heather Prater (1,360 POINTS) 5-8 Guard Waynesboro, Tenn.

Year	GP-GS	MIN	FGM-FGA	FG %	3FGM-3FGA	3FG %	FTM-FTA	FT %	OR-DR-Total	Reb. Avg.	A	TO	B	S	Points	PPG
1993	28-28	845	69-167	.413	46-90	.511	42-58	.724	22-45-67	2.4	141	96	2	40	238	8.5
1994	28-27	855	101-230	.439	58-146	.397	54-79	.684	25-51-76	2.7	144	85	4	35	314	11.2
1995	28-28	926	127-264	.481	69-135	.511	91-105	.867	29-81-110	3.9	185	86	6	43	414	14.8
1996	30-30	912	126-265	.475	51-131	.389	91-104	.875	29-93-122	4.1	135	97	8	59	394	13.1
Career	114-113	3538	423-926	.457	224-502	.446	278-346	.803	105-270-375	3.3	605	364	20	177	1360	11.9

19. Tia Stovall (1,335 POINTS) 6-0 Forward Estill Springs, Tenn.

Year	GP-GS	MIN	FGM-FGA	FG %	3FGM-3FGA	3FG %	FTM-FTA	FT %	OR-DR-Total	Reb. Avg.	A	TO	B	S	Points	PPG
2003	20-11	514	98-173	.566	0-0	.000	55-86	.640	48-71-119	6.0	36	47	21	32	251	12.6
2004	32-26	931	113-248	.456	0-3	.000	115-163	.706	59-116-175	5.5	65	111	34	42	341	10.7
2005	33-33	994	173-333	.520	0-5	.000	89-154	.578	77-111-188	5.7	58	91	23	66	435	13.2
2006	31-30	922	129-248	.520	0-0	.000	50-76	.658	74-110-184	5.9	56	73	15	49	308	9.9
Career	116-100	3361	513-1002	.512	0-8	.000	309-479	.645	258-408-666	5.7	215	322	93	189	1335	11.5

20. Icelyn Elie (1,283 POINTS) 6-1 Forward Lebanon, Tenn.

Year	GP-GS	MIN	FGM-FGA	FG %	3FGM-3FGA	3FG %	FTM-FTA	FT %	OR-DR-Total	Reb. Avg.	A	TO	B	S	Points	PPG
2009	19-0	87	14-36	.389	0-1	.000	7-11	.636	12-6-18	0.9	5	11	2	3	35	1.8
2010	31-23	721	140-281	.498	4-20	.200	53-72	.736	74-105-179	5.8	29	73	18	25	337	10.9
2011	33-32	1064	172-352	.489	14-44	.318	94-124	.758	117-146-263	8.0	43	100	18	57	452	13.7
2012	33-33	1183	182-389	.468	34-92	.370	61-80	.763	97-143-240	7.3	46	96	30	53	459	13.9
Career	116-88	3055	508-1058	.480	52-157	.331	215-287	.749	300-400-700	6.0	123	280	68	138	1283	11.1

T21. Kay Willbanks (1,236 POINTS) 6-4 Center Ringgold, Ga.

Year	GP-GS	MIN	FGM-FGA	FG %	3FGM-3FGA	3FG %	FTM-FTA	FT %	OR-DR-Total	Reb. Avg.	A	TO	B	S	Points	PPG
1984	29-3	531	98-182	.538			73-109	.670	181	6.2	1	49	36	28	269	9.3
1985	30-30	855	203-380	.534			69-112	.616	235	7.8	17	72	78	24	475	15.8
1986	29-28	655	163-316	.516			65-99	.657	204	7.0	11	47	64	37	391	13.5
1987	9-9	237	36-79	.456	0-0	.000	29-42	.640	22-45-67	7.4	3	24	13	17	101	11.2
Career	97-70	2278	500-957	.522	0-0	.000	236-362	.652	22-45-687	7.1	32	192	191	106	1236	12.8

T21. Brandi Brown (1,236 POINTS) 6-3 Forward Jamestown, Tenn.

Year	GP-GS	MIN	FGM-FGA	FG %	3FGM-3FGA	3FG %	FTM-FTA	FT %	OR-DR-Total	Reb. Avg.	A	TO	B	S	Points	PPG
2007	34-2	542	84-207	.406	62-171	.363	7-10	.700	19-45-64	1.9	40	49	23	22	237	7.0
2008	26-15	660	67-168	.399	41-119	.345	10-12	.833	25-48-73	2.8	48	33	10	20	185	7.1
2009	34-30	1100	142-315	.451	79-193	.409	42-52	.808	34-104-138	4.1	98	58	35	44	405	11.9
2010	31-31	1031	153-335	.457	75-175	.429	28-33	.848	17-95-112	3.6	77	57	35	19	409	13.2
Career	125-78	3333	446-1025	.435	257-658	.391										



22. Jonelda Buck (1,233 POINTS) 6-3 Center Jamestown, Tenn.

Year	GP-GS	MIN	FGM-FGA	FG %	3FGM-3FGA	3FG %	FTM-FTA	FT %	OR-DR-Total	Reb. Avg.	A	TO	B	S	Points	PPG
1996	30-30	805	192-315	.610	1-3	.333	60-80	.750	59-109-168	5.6	18	52	35	16	445	14.8
1997	30-30	834	176-325	.542	4-10	.400	38-55	.691	43-122-165	5.5	20	62	28	17	394	13.1
1998	30-22	647	82-209	.392	14-41	.341	38-45	.844	33-88-121	4.0	26	63	31	12	216	7.2
1999	28-27	462	73-144	.507	10-26	.385	12-15	.800	14-55-69	2.5	20	37	11	9	168	6.0
Career	118-109	2748	523-993	.527	29-80	.363	148-195	.759	149-374-523	4.4	84	214	105	54	1223	10.4

23. Anastasia Hayes (1,205 POINTS) 5-7 Guard Murfreesboro, Tenn.

Year	GP-GS	MIN	FGM-FGA	FG %	3FGM-3FGA	3FG %	FTM-FTA	FT %	OR-DR-Total	Reb. Avg.	A	TO	B	S	Points	PPG
2020	29-29	1076	194-478	.406	16-68	.235	138-221	.624	36-137-173	6.0	127	123	3	54	542	18.7
2021	25-25	961	234-505	.463	26-107	.243	169-265	.638	34-102-136	5.4	128	99	7	69	663	26.5
Career	54-54	2037	428-398	.435	42-175	.240	307-486	.632	70-239-309	5.7	255	222	10	123	1205	22.3

24. Anne Marie Lanning (1,183 POINTS) 5-11 Guard Murfreesboro, Tenn.

Year	GP-GS	MIN	FGM-FGA	FG %	3FGM-3FGA	3FG %	FTM-FTA	FT %	OR-DR-Total	Reb. Avg.	A	TO	B	S	Points	PPG
2007-08	34-26	831	87-206	.422	48-115	.417	39-57	.684	35-45-80	2.4	57	33	9	41	261	7.7
2008-09	34-16	978	82-194	.423	58-145	.400	30-38	.789	37-64-101	3.0	90	64	6	38	252	7.4
2009-10	30-21	885	83-177	.469	64-137	.467	23-25	.920	26-44-70	2.3	94	50	2	24	253	8.4
2010-11	31-31	1200	129-299	.431	73-181	.403	86-101	.851	26-79-105	3.4	135	78	2	36	417	13.5
Career	129-04	3894	381-876	.435	243-578	.420	178-221	.805	124-232-356	2.8	376	225	19	139	1183	9.2

25. Holly Hoover (1,181 POINTS) 6-4 Center Ringgold, Ga.

Year	GP-GS	MIN	FGM-FGA	FG %	3FGM-3FGA	3FG %	FTM-FTA	FT %	OR-DR-Total	Reb. Avg.	A	TO	B	S	Points	PPG
1982	25-25	615	109-220	.495			85-129	.659	202	8.1	7	57	57	26	303	12.1
1983	31-31	955	203-392	.518			140-200	.700	315	10.2	17	70	74	24	546	17.6
1984	28-26	764	124-306	.405			84-135	.622	233	8.3	17	77	42	27	332	11.9
Career	84-82	2334	436-918	.475			309-464	.666	750	8.9	41	204	173	77	1181	14.1

26. Joanne Aluka (1,090 POINTS) 5-11 Forward Augusta, Ga.

Year	GP-GS	MIN	FGM-FGA	FG %	3FGM-3FGA	3FG %	FTM-FTA	FT %	OR-DR-Total	Reb. Avg.	A	TO	B	S	Points	PPG
1998	30-11	648	114-254	.449	0-0	.000	58-112	.518	83-96-179	6.0	22	63	8	22	286	9.5
2000	29-26	694	132-241	.548	0-1	.000	55-96	.573	81-103-184	6.3	28	69	3	26	319	11.0
2001	30-29	765	135-248	.544	0-1	.000	80-138	.580	84-111-195	6.5	24	78	4	31	350	11.7
2002	23-9	379	48-118	.407	1-2	.500	38-57	.667	36-50-86	3.7	21	29	5	9	135	5.9
Career	112-75	2486	429-861	.498	1-4	.250	231-403	.573	284-360-644	5.8	95	239	20	88	1090	9.7

27. Olivia Jones (1,085 POINTS) 5-10 Forward Murfreesboro, Tenn.

Year	GP-GS	MIN	FGM-FGA	FG %	3FGM-3FGA	3FG %	FTM-FTA	FT %	OR-DR-Total	Reb. Avg.	A	TO	B	S	Points	PPG
2014	34-33	1096	102-303	.337	34-167	.204	49-84	.583	95-155-250	7.4	62	65	3	76	287	8.4
2015	34-33	1276	250-607	.412	75-243	.309	98-170	.576	95-180-275	8.1	68	82	5	100	673	19.8
2016	13-13	396	45-157	.287	9-62	.145	26-41	.634	20-60-80	6.2	28	37	0	27	125	9.6
Career	81-79	2768	397-1067	.372	118-472	.250	173-295	.586	210-395-605	7.5	158	184	8	203	1085	7.7

28. Carlita Elder (1,065 POINTS) 5-8 Guard Murfreesboro, Tenn.

Year	GP-GS	MIN	FGM-FGA	FG %	3FGM-3FGA	3FG %	FTM-FTA	FT %	OR-DR-Total	Reb. Avg.	A	TO	B	S	Points	PPG
1996	29-11	606	89-184	.484	11-24	.458	64-92	.696	57-94-151	5.2	35	62	3	34	253	8.7
1997	27-21	655	97-241	.402	9-40	.225	52-88	.591	57-91-148	5.5	37	65	2	42	255	9.4
1998	30-9	642	94-231	.407	18-69	.261	85-121	.702	73-62-135	4.5	54	67	0	44	291	9.7
1999	27-24	608	86-198	.434	25-64	.391	69-96	.719	55-66-121	4.5	60	73	4	30	266	9.9
Career	113-65	2511	366-854	.429	63-197	.320	270-397	.680	242-313-555	4.9	186	267	9	150	1065	9.4

29. Chelsia Lymon (1,061 POINTS) 5-5 Guard Georgetown, Ky.

Year	GP-GS	MIN	FGM-FGA	FG %	3FGM-3FGA	3FG %	FTM-FTA	FT %	OR-DR-Total	Reb. Avg.	A	TO	B	S	Points	PPG
2007	26-2	423	47-114	.412	33-76	.434	17-24	.708	10-16-26	1.0	34	30	0	38	144	5.5
2008	34-19	894	102-273	.374	55-156	.353	61-74	.824	33-62-95	2.8	69	66	3	72	320	9.4
2009	33-32	1085	105-273	.385	46-154	.299	56-70	.800	34-92-126	3.8	115	88	1	92	312	9.5
2010	31-31	977	95-246	.386	62-167	.371	33-50	.660	35-72-107	3.5	121	73	0	95	285	9.2
Career	124-84	3379	349-906	.385	196-553	.354	167-218	.766	112-242-354	2.9	339	257	4	297	1061	8.6

30. Jessica Beaty (1,056 POINTS) 6-0 Forward Crossville, Tenn.

Year	GP-GS	MIN	FGM-FGA	FG %	3FGM-3FGA	3FG %	FTM-FTA	FT %	OR-DR-Total	Reb. Avg.	A	TO	B	S	Points	PPG
1994	16-5	276	24-79	.304	12-45	.267	31-34	.912	26-34-60	3.8	14	19	0	14	91	5.7
1995	28-28	796	114-283	.403	57-144	.396	93-121	.769	70-133-203	7.3	32	45	2	26	378	13.5
1996	17-17	460	68-160	.425	24-75	.320	55-78	.705	44-102-146	8.6	27	37	2	25	215	12.6
1997	30-30	982	108-309	.350	47-161	.292	109-140	.779	64-153-217	7.2	49	79	3	50	372	12.4
Career	91-80	2514	314-831	.378	140-425	.329	288-373	.772	204-422-626	6.9	122	180	7	115	1056	11.6

31. Jackie Pickel (1,022 POINTS) 5-10 Guard Cleveland, Tenn.

Year	GP-GS	MIN	FGM-FGA	FG %	3FGM-3FGA	3FG %	FTM-FTA	FT %	OR-DR-Total	Reb. Avg.	A	TO	B	S	Points	PPG
2007	34-0	339	55-175	.314	49-160	.306	3-8	.375	11-12-23	0.7	11	19	0	11	162	4.8
2008	34-0	423	50-167	.299	38-138	.275	3-9	.333	18-16-34	1.0	16	25	0	26	141	4.1
2009	34-34	1190	105-274	.383	78-207	.377	18-26	.692	28-49-77	2.3	83	54	5	59	306	9.0
2010	30-30	1071	156-394	.396	83-256	.324	18-23	.783	32-88-120	4.0	84	64	3	92	413	13.8
Career	132-64	3023	366-1010	.362	248-761	.326	42-66	.636	89-165-254	1.9	194	162	8	188	1022	7.7



Awards and Honors

FEMALE ATHLETE OF THE YEAR

CONFERENCE USA

Ebony Rowe 2013-14
Anastasia Hayes 2020-21

PLAYERS OF THE YEAR

CONFERENCE USA

Ebony Rowe 2013-14
Anastasia Hayes 2020-21

SUN BELT CONFERENCE

Chrissy Givens 2005-06; 06-07
Alysha Clark 2008-09; 09-10

OHIO VALLEY CONFERENCE

Jennifer McFall 1984-85
Kim Webb 1985-86
Tawanya Mucker 1988-89
Priscilla Robinson 1991-92

TENNESSEE SPORTS WRITERS ASSOCIATION

Brea Edwards 2015-16

TENNESSEE SPORTS HOF AMATEUR ATHLETE

Ebony Rowe 2013-14
Anastasia Hayes 2020-21

NEWCOMERS OF THE YEAR

CONFERENCE USA

A'Queen Hayes 2018-19
Aislynn Hayes 2019-20

SUN BELT CONFERENCE

Amber Holt 2006-07
Alysha Clark 2008-09

FRESHMAN OF THE YEAR

C-USA FRESHMAN OF THE YEAR

Olivia Jones 2013-14
Alex Johnson 2015-16
Taylor Sutton 2018-19
Aislynn Hayes 2019-20

SUN BELT CONFERENCE

Patrice Holmes 2001-02
Ebony Rowe 2010-11

OHIO VALLEY CONFERENCE

Priscilla Robinson 1990-91
Jonelda Buck 1995-96
Joanne Aluka 1997-98

DEFENSIVE PLAYER OF THE YEAR

SUN BELT CONFERENCE

Patrice Holmes 2002-03; 04-05
Keisha McClinic 2003-04
Chrissy Givens 2005-06; 06-07
Amber Holt 2007-08
Chelsia Lymon 2009-09
Jackie Pickel 2009-10

SIXTH PLAYER OF THE YEAR

CONFERENCE USA

Gabby Lyon 2016-17

COACH OF THE YEAR

SUN BELT CONFERENCE

Rick Insell 2006-07
Rick Insell 2008-09
Rick Insell 2011-12

OHIO VALLEY CONFERENCE

Larry Joe Inman 1979-80
Larry Joe Inman 1982-83
Larry Joe Inman 1984-85
Lewis Bivens 1987-88

FIRST TEAM

CONFERENCE USA

Ebony Rowe 2013-14
Olivia Jones 2014-15
Brea Edwards 2015-16
Alex Johnson 2016-17
Ty Petty 2016-17
A'Queen Hayes 2018-19
Anastasia Hayes 2019-20; 20-21

SUN BELT CONFERENCE

Jamie Thomatis 2000-01; 01-02
Patrice Holmes 2001-02; 02-03; 03-04; 04-05
Krystle Horton 2003-04
Chrissy Givens 2005-06; 06-07
Amber Holt 2006-07; 07-08
Kortni Jones 2011-12
Alysha Clark 2008-09; 09-10
Brandi Brown 2009-10
Anne Marie Lanning 2010-11
Ebony Rowe 2010-11; 11-12; 12-13
Kortni Jones 2012-13

OHIO VALLEY CONFERENCE

Sharon McClanahan 1978-79
Ester Coleman 1979-80; 80-81
Robin Hendrix 1980-81
Jennifer McFall 1981-82; 82-83; 83-84; 84-85
Kim Webb 1985-87
Kay Willbanks 1985-86
Tawanya Mucker 1987-88; 88-89
Priscilla Robinson 1990-91; 92-93; 93-94
Sherry Tucker 1994-95
Heather Prater 1995-96
Jamie Thomatis 1999-00

SECOND TEAM

CONFERENCE USA

Ty Petty 2015-16
Alex Johnson 2017-18; 18-19
Charity Savage 2019-20
Aislynn Hayes 2020-21

SUN BELT CONFERENCE

Icelyn Elie 2012-13
Jackie Pickel 2009-10

OHIO VALLEY CONFERENCE

Holly Hoover 1981-82; 83-83; 83-84
Eva Lemeh 1982-83
Kim Webb 1983-84
Alice Lawrence 1986-87
Janet Ross 1986-87
Sandy Brown 1988-89
Stephanie Capley 1989-90
Heather Prater 1994-95
Jonelda Buck 1995-96
Bama Burrell 1998-99

THIRD TEAM

SUN BELT CONFERENCE

Krystle Horton 2005-06; 06-07
Tia Stovall 2005-06
Brandi Brown 2008-09
Chelsia Lymon 2008-09

HONORABLE MENTION

SUN BELT CONFERENCE

Tia Stovall 2004-05
Krystle Horton 2004-05

OHIO VALLEY CONFERENCE

Stephanie Capley 1990-91
Michelle Jackson 1992-93
Jessica Beaty 1996-97
Jonelda Buck 1996-97
Bama Burrell 1997-98

Cortney Neeley 1997-98
Jamie Thomatis 1998-99
Joanne Aluka 1999-00

ALL DEFENSIVE TEAM

CONFERENCE USA

Ebony Rowe 2013-14
Abbey Sissom 2016-17

ALL FRESHMAN

CONFERENCE USA

Olivia Jones 2013-14
Alex Johnson 2015-16
Anna Jones 2017-18
Taylor Sutton 2018-19
Aislynn Hayes 2019-20

OHIO VALLEY CONFERENCE

Ileana Portik 1978-79
Ester Coleman 1979-80
Lisa Justice 1979-80
Sherry Smith 1979-80
Cassandra Howard 1980-81
Jennifer McFall 1981-82
Kim Webb 1983-84
Kay Willbanks 1983-84
Alice Lawrence 1984-85
Tawanya Mucker 1985-86
Julie Morrison 1989-90
Kristi Brown 1989-90
Priscilla Robinson 1990-91
Sherry Tucker 1991-92
Jessica Beaty 1993-94
Natalie Sneed 1994-95
Jonelda Buck 1995-96
Cortney Neeley 1995-96
Chanda Bowman 12/9/15
Joanne Aluka 1997-98
Kelly Chastain 1997-98
Jamie Thomatis 1998-99

CONFERENCE TOURNEY MVPS

CONFERENCE USA

Ebony Rowe 2013-14
Ty Petty 2015-16
Anastasia Hayes 2020-21

SUN BELT CONFERENCE

Patrice Holmes 2003-04; 04-05
Chrissy Givens 2005-06; 06-07
Alysha Clark 2008-09; 09-10
Kortni Jones 2012-13

OHIO VALLEY CONFERENCE

Holly Hoover 1982-83
Jennifer McFall 1983-84
Kim Webb 1984-85; 85-86
Bama Burrell 1997-98

ALL TOURNAMENT

CONFERENCE USA

Olivia Jones 2013-14
Ebony Rowe 2013-14
Brea Edwards 2015-16
Alex Johnson 2015-16
Ty Petty 2015-16
A'Queen Hayes 2018-19
Alex Johnson 2018-19
Anastasia Hayes 2020-21
Courtney Whitson 2020-21

SUN BELT CONFERENCE

Jamie Thomatis 2001-02
Patrice Holmes 2002-03; 03-04; 04-05
Tia Stovall 2002-03; 03-04; 04-05-06
Krystle Horton 2003-04; 06-07
Chrissy Givens 2004-05; 05-06; 06-07
Amber Holt 2006-07; 07-08

Brandi Brown 2008-09
Alysha Clark 2008-09; 09-10
Chelsia Lymon 2008-09
Anne Marie Lanning 2009-10
Icelyn Elie 2011-12
Kortni Jones 2011-12; 12-13
Ebony Rowe 2011-12; 12-13

OHIO VALLEY CONFERENCE

Sharon McClanahan 1978-79
Holly Hoover 1982-83
Eva Lemeh 1982-83
Jennifer McFall 1982-83; 83-84; 84-85
Kim Webb 1983-84; 84-85; 86-86; 86-87
Kay Willbanks 1984-85; 85-86
Tawanya Mucker 1985-86; 87-88; 88-89
Janet Ross 1986-87
Sandy Brown 1987-8
Stephanie Capley 1989-90; 90-91
Priscilla Robinson 1990-91; 92-93; 93-94
Sherry Tucker 1991-92; 93-94
Michelle Jackson 1992-93
Jonelda Buck 1995-96
Carlita Elder 1995-96; 97-98
Bama Burrell 1997-98

PLAYERS OF THE WEEK

USBWA NATIONAL PLAYER OF THE WEEK

Ty Petty 1/3/17
Brea Edwards 2/2/16
Cheyenne Parker 1/27/15

NCAA.COM NATIONAL PLAYER OF THE WEEK

Ebony Rowe 12/3/13
Cheyenne Parker 1/25/15
Brea Edwards 12/9/15
Brea Edwards 2/3/16
Ty Petty 1/4/17
Abbey Sissom 3/1/17
Alex Johnson 11/14/18
Anastasia Hayes 12/23/20
Anastasia Hayes 2/3/20

CSM HIGH-MAJOR NATIONAL PLAYER OF WEEK

Ebony Rowe 12/1/13
Olivia Jones 1/11/15
Cheyenne Parker 2/1/15
Brea Edwards 2/14/16
Alex Johnson 1/22/17
Charity Savage 12/30/19
Anastasia Hayes 3/2/20
Anastasia Hayes 12/21/20
Anastasia Hayes 1/4/21
Anastasia Hayes 2/2/21

CSM MID-MAJOR NATIONAL PLAYER OF WEEK

Ebony Rowe 1/1/12

CSM HIGH-MAJOR C-USA PLAYER OF WEEK

Ebony Rowe 12/1/13
Ebony Rowe 12/22/13
KeKe Stewart 1/12/14
Olivia Jones 12/28/14
Olivia Jones 1/11/15
Cheyenne Parker 1/25/15
Cheyenne Parker 2/1/15
Brea Edwards 12/6/15
Brea Edwards 12/20/15
Brea Edwards 2/14/16
Alex Johnson 1/22/17
Ty Petty 2/12/17
Alex Johnson 11/12/18
A'Queen Hayes 1/7/09
Charity Savage 12/30/19
Anastasia Hayes 3/2/20
Anastasia Hayes 1/3/21
Anastasia Hayes 1/31/21



CSM MID-MAJOR C-USA PLAYER OF WEEK

Ebony Rowe	12/25/11
Ebony Rowe	1/1/12
Ebony Rowe	1/22/12
Ebony Rowe	2/5/12
Ebony Rowe	2/12/12
Ebony Rowe	3/3/12
Ebony Rowe	11/11/12
Ebony Rowe	1/6/13
Ebony Rowe	1/13/13
Ebony Rowe	3/3/13

TENNESSEE SPORTS WRITERS ASSOCIATION

Ebony Rowe	11/12/13
Ebony Rowe	12/11/13
Ebony Rowe	1/3/13
Ebony Rowe	1/14/13
Ebony Rowe	1/22/13
Ebony Rowe	1/29/13
Ebony Rowe	3/4/13
Ebony Rowe	12/3/13
Ebony Rowe	12/10/13
Ebony Rowe	12/23/13
Ebony Rowe	1/1/14
KeKe Stewart	1/14/14
Ebony Rowe	1/28/14
Ebony Rowe	2/18/14
Cheyenne Parker	1/26/15
Cheyenne Parker	2/2/15
Brea Edwards	2/2/16
Brea Edwards	2/17/16
Ty Petty	1/2/17
Alex Johnson	1/24/17
Ty Petty	2/14/17
Anastasia Hayes	12/3/19
Charity Savage	11/26/19
Aislynn Hayes	2/4/20
Anastasia Hayes	2/11/20
Anastasia Hayes	12/15/20
Anastasia Hayes	1/5/21
Anastasia Hayes	2/2/21

CONFERENCE USA

Ebony Rowe	12/2/13
Ebony Rowe	1/6/14
Ebony Rowe	2/17/14
Olivia Jones	12/8/14
Olivia Jones	12/29/14
Cheyenne Parker	1/26/15
Cheyenne Parker	2/2/15
Brea Edwards	12/7/15
Brea Edwards	12/21/15
Brea Edwards	1/1/16
Brea Edwards	2/15/16
Ty Petty	1/2/17
Alex Johnson	1/23/17
Ty Petty	2/13/17
Alex Johnson	11/12/18
A'Queen Hayes	12/31/18
A'Queen Hayes	1/14/19
Anastasia Hayes	11/11/19
Charity Savage	12/30/19
Anastasia Hayes	1/13/20
Anastasia Hayes	3/2/20
Charity Savage	3/8/20
Anastasia Hayes	12/14/20
Anastasia Hayes	12/21/20
Anastasia Hayes	1/4/21
Anastasia Hayes	1/25/21
Anastasia Hayes	2/1/21

SUN BELT CONFERENCE

Jamie Thomatis	12/18/00
Jamie Thomatis	2/5/01
Jamie Thomatis	2/26/01
Jamie Thomatis	12/4/01
Patrice Holmes	1/13/03

NATIONAL AWARDS

ASSOCIATED PRESS ALL-AMERICAN

Second Team
Chrissy Givens, 2006-07
Alysha Clark, 2008-09; 09-10

Third Team
Amber Holt, 2007-08

AP HM ALL-AMERICAN
Ebony Rowe, 2012-13; 13-14

CBSSPORTS.COM ALL-AMERICAN

First Team
Amber Holt, 2007-08

Second Team
Alysha Clark, 2008-09

WBWA HM ALL-AMERICAN
Amber Holt, 2007-08
Alysha Clark, 2008-09; 09-10
Ebony Rowe, 2012-13; 13-14

USBWA ALL-AMERICAN
Chrissy Givens, 2006-07
Amber Holt, 2007-08
Alysha Clark, 2009-10

FULL COURT HM ALL-AMERICAN
Ebony Rowe, 2013-14

FULL COURT MID-MAJOR POY
Ebony Rowe, 2013-14

FULL COURT FRESHMAN ALL-AMERICAN
Ebony Rowe, 2010-11

HER HOOPS STATS FRESHMAN ALL-AMERICAN
Aislynn Hayes, 2019-20

CSM HIGH-MAJOR ALL-AMERICAN
Ebony Rowe, 2013-14
Olivia Jones, 2014-15

CSM HIGH-MAJOR PLAYER OF THE YEAR
Ebony Rowe, 2013-14

CSM MID-MAJOR PLAYER OF THE YEAR
Ebony Rowe, 2012-13

CoSIDA ACADEMIC ALL-AMERICAN

First Team
Lianne Beck, 1987-88
Chrissy Givens, 2005-06; 06-07

Second Team
Brandi Brown, 2009-10
Ebony Rowe, 2013-14

Third Team
Alysha Clark, 2009-10

CoSIDA ACADEMIC AA OF THE YEAR
Chrissy Givens, 2006-07

CoSIDA ACADEMIC ALL-DISTRICT

First Team
Chrissy Givens, 2005-06; 06-07
Brandi Brown, 2009-10
Alysha Clark, 2009-10
Ebony Rowe, 2013-14

Second Team
Heather Prater, 1995-96
Krystle Horton, 2004-05; 05-06
Brandi Brown, 2008-09

Third Team
Brandi Brown, 2007-08

LOWE'S SENIOR CLASS AWARD FINALIST
Alysha Clark, 2009-10

AT&T LONG DISTANCE AWARD
Heather Prater, 1994-95

HALL OF FAME - EDWARD A. STEITZ AWARD
Heather Prater, 1994-95

ARTHUR ASHE SPORTS SCHOLAR
Ebony Rowe, 2012-13; 13-14

Patrice Holmes	2/10/03
Patrice Holmes	11/25/03
Patrice Holmes	12/8/03
Krystle Horton	2/9/04
Krystle Horton	12/28/04
Tia Stovall	3/1/05
Chrissy Givens	12/6/06
Chrissy Givens	1/10/06
Chrissy Givens	2/23/06
Amber Holt	11/14/06
Chrissy Givens	11/21/06
Chrissy Givens	12/12/06
Chrissy Givens	1/22/07
Amber Holt	2/5/07
Amber Holt	11/20/07
Amber Holt	12/18/07
Amber Holt	1/7/08
Amber Holt	1/28/08
Amber Holt	2/18/08
Alysha Clark	11/25/08
Alysha Clark	2/2/08
Alysha Clark	1/19/09
Alysha Clark	2/2/09
Alysha Clark	2/16/09
Alysha Clark	3/2/09
Alysha Clark	11/17/09
Alysha Clark	12/15/09
Alysha Clark	12/22/09
Alysha Clark	1/18/10
Alysha Clark	2/22/10
Alysha Clark	3/1/10
Ebony Rowe	11/16/10
Ebony Rowe	12/14/10

Ebony Rowe	1/4/11
Icelyn Elie	2/7/11
Ebony Rowe	2/14/11
Ebony Rowe	12/13/11
Ebony Rowe	1/2/12
Ebony Rowe	1/23/12
Ebony Rowe	2/27/12
Ebony Rowe	11/12/12
Ebony Rowe	12/11/12
Ebony Rowe	1/14/13

OHIO VALLEY CONFERENCE

Ester Coleman	1/7/80
Robin Hendrix	1/12/81
Robin Hendrix	1/26/81
Jennifer McFall	12/14/81
Jennifer McFall	2/22/82
Holly Hoover	12/21/82
Holly Hoover	1/24/83
Holly Hoover	1/31/83
Holly Hoover	2/21/81
Kim Webb	1/9/84
Kay Willbanks	2/13/84
Kay Willbanks	1/16/85
Jennifer McFall	1/30/85
Kim Webb	1/13/85
Jennifer McFall/Kim Webb	2/20/85
Kay Willbanks	2/11/86
Kim Webb	1/5/87
Kim Webb	1/27/87
Kim Webb	2/24/87
Tawanya Mucker	1/12/88

Tawanya Mucker	1/26/88
Tawanya Mucker	2/16/88
Tawanya Mucker	1/3/89
Tawanya Mucker	1/17/89
Tawanya Mucker	2/13/89
Priscilla Robinson	1/15/91
Priscilla Robinson	12/23/91
Priscilla Robinson	1/21/92
Heather Prater	12/22/92
Cherrita Williams	1/4/93
Priscilla Robinson	2/29/93
Sherry Tucker	12/14/93
Priscilla Robinson	1/31/94
Maggie Cox	2/7/94
Jessica Beaty	12/12/94
Heather Prater	1/2/95
Heather Prater	2/10/95
Sherry Tucker	2/27/95
Jessica Beaty	12/18/95
Jonelda Buck	1/15/96
Cortney Neeley	2/10/97
Bama Burrell	12/8/97
Jamie Thomatis	2/14/00
Jamie Thomatis	2/28/00

FRESHMEN OF THE WEEK

USBWA NATIONAL FRESHMAN OF THE WEEK

Anna Jones	1/30/18
Taylor Sutton	12/11/19
Aislynn Hayes	11/26/19
Aislynn Hayes	12/31/19
Aislynn Hayes	2/4/20

CONFERENCE USA

Olivia Jones	1/20/14
Olivia Jones	2/17/14
Alex Johnson	11/30/15
Alex Johnson	12/7/15
Alex Johnson	1/11/16
Alex Johnson	1/25/16
Alex Johnson	2/22/16
Anna Jones	1/13/18
Anna Jones	1/29/18
Taylor Sutton	11/26/18
Taylor Sutton	12/10/18
Taylor Sutton	1/14/19
Taylor Sutton	1/21/19
Aislynn Hayes	11/25/19
Aislynn Hayes	12/23/19
Aislynn Hayes	12/30/19
Courtney Whitson	1/20/20
Aislynn Hayes	2/3/20
Aislynn Hayes	2/10/20
Aislynn Hayes	2/24/20
Aislynn Hayes	3/2/20

OHIO VALLEY CONFERENCE

Ester Coleman	1/21/80
Ester Coleman	2/4/80
Lisa Justice	2/25/80
Jennifer McFall	1/11/82
Jennifer McFall	2/8/82
Jennifer McFall	2/15/82
Kim Webb	1/23/84
Kim Webb	2/27/84
Alice Lawrence	1/9/85
Alice Lawrence	1/16/85
Alice Lawrence	1/23/85
Lori Gross	12/17/85
Tawanya Mucker	2/25/86
Pippa Gipson	12/11/89
Becky Hall	1/30/90
Pippa Gibson	2/20/90
Priscilla Robinson	12/10/90
Priscilla Robinson	1/22/91
Priscilla Robinson	2/12/91



Awards and Honors

Priscilla Robinson.....	2/19/91
Priscilla Robinson.....	2/26/91
Sherry Tucker.....	1/28/92
Sherry Tucker.....	2/18/92
Jessica Beaty.....	1/10/94
Jonelda Buck.....	12/4/95
Jonelda Buck.....	12/18/95
Jonelda Buck.....	1/8/96
Carlita Elder.....	1/21/96
Cortney Neeley.....	2/19/96
Joanne Aluka.....	12/1/97
Kelly Chastain.....	1/5/98
Joanne Aluka/Kelly Chastain.....	2/9/98
Erica Lufkin.....	11/23/98
Jamie Thomatis.....	12/14/98
Jamie Thomatis.....	1/11/99
Jessica McClure.....	1/18/99
Jamie Thomatis.....	12/14/98
Jamie Thomatis.....	2/22/99
Mia Parviainen.....	12/6/99

NEWCOMER OF THE WEEK

OHIO VALLEY CONFERENCE

Julie Morrison.....	2/27/90
Nikki Bonner.....	12/9/91
Nikki Bonner.....	1/14/92
Nikki Bonner.....	2/11/92
Michelle Jackson.....	1/11/93
Michelle Jackson.....	2/24/97
Tanika Smith.....	2/24/97
Chrissy Davenport.....	12/13/99
Cyndi Ainsowrth.....	1/26/98
Bama Burrell.....	2/9/98
Bama Burrell.....	2/16/98

ACADEMICS

WBCA GOOD WORKS TEAM NOMINEE

Janiece Johnson.....	2013-14
Shanice Cason.....	2014-15
Caroline Warden.....	2015-16

NCAA POSTGRADUATE

ETHNIC & MINORITY SCHOLARSHIP

Janay Brinkley.....	2013-14
---------------------	---------

JIM CASTAÑEDA POSTGRADUATE SCHOLARSHIP

Laken Leonard.....	2013-14
--------------------	---------

SUN BELT POSTGRADUATE SCHOLARSHIP

Brandi Brown.....	2008-09
-------------------	---------

SUN BELT LEADERSHIP TEAM

Ebony Rowe.....	2012-13
-----------------	---------

SUN BELT SPORTSMANSHIP AWARD

Kelly Chastain.....	2000-01
---------------------	---------

OVC ACADEMIC MEDAL OF HONOR

Lianne Beck.....	1987-88
Cyndi Ainsworth.....	1997-98

C-USA COMMISSIONER'S ACADEMIC MEDAL (3.75+ GPA)

Laken Leonard.....	2013-14
Mackenzie Sells.....	2013-14; 14-15
Hannah Preservati.....	2014-15
Abbey Sissom.....	2014-15; 15-16
Alex Johnson.....	2015-16
Jess Louro.....	2015-16
Jordan Majors.....	2015-16
Charity Savage.....	2016-17
Anna Jones.....	2017-18
Kara Meadows.....	2017-18
Mykia Dowdell.....	2018-19
Amanda Whittington.....	2018-19; 19-20; 20-21
Courtney Whitson.....	2019-20; 20-21
Susha Kozlova.....	2020-21

C-USA COMMISSIONER'S HONOR ROLL (3.25+ GPA)

Janay Brinkley.....	2013-14
Laken Leonard.....	2013-14
Lauren March.....	2013-14
TiAnna Porter.....	2013-14; 14-15; 15-16
Ebony Rowe.....	2013-14
MacKenzie Sells.....	2013-14
KeKe Stewart.....	2013-14
Rebecca Reuter.....	2014-15; 15-16; 16-17; 17-18
Caroline Warden.....	2014-15
Alex Johnson.....	2015-16; 16-17; 17-18; 18-19
Jess Louro.....	2015-16; 17-18; 18-19
Jordan Majors.....	2015-16; 16-17; 17-18; 18-19
Abbey Sissom.....	2014-15; 15-16; 16-17; 17-18
Charity Savage.....	2016-17; 17-18; 18-19; 19-20
Anna Jones.....	2017-18; 18-19
Kara Meadows.....	2017-18
Jadona Davis.....	2017-18
Gabby Lyon.....	2017-18
Taylor Sutton.....	2018-19; 19-20
Alexis Whittington.....	2018-19; 19-20
Amanda Whittington.....	2018-19; 19-20; 20-21
Rellah Boothe.....	2019-20
Kiya Turner.....	2019-20
Courtney Whitson.....	2019-20; 20-21
Jada Grannum.....	2020-21
Susha Kozlova.....	2020-21
Anabel Latorre.....	2020-21

SUN BELT HONOR ROLL

(3.0-3.49 GPA)

Kelly Chastain.....	2000-01
Kate Lamaster.....	2000-01
Keisha McClinic.....	2000-01; 01-02; 02-03; 03-04
Mia Parviainen.....	2001-02; 02-03
Melissa Weiland.....	2002-03
Latoya Barclay.....	2005-06; 06-07; 07-08
Starr Orr.....	2005-06
Tia Stovall.....	2005-06
Carden Cobb.....	2006-07
Chrissy Givens.....	2006-07
Chelsia Lymon.....	2006-07
Whitney Tate.....	2006-07
Amber Holt.....	2007-08
Jackie Pickel.....	2007-08
Abby Andrews.....	2008-09
Molly McFadden.....	2008-09; 10-11; 11-12
Tina Stewart.....	2008-09; 2010-11
Dana Garrett.....	2009-10
Anne Marie Lanning.....	2009-10; 10-11
Emily Queen.....	2009-10; 10-11
Janay Brinkley.....	2010-11; 11-12
Jamila Ajanaku.....	2011-12
Shanice Cason.....	2011-12
Icelyn Elie.....	2011-12
Laken Leonard.....	2011-12
Lauren March.....	2011-12
Ebony Rowe.....	2011-12
KeKe Stewart.....	2011-12
Janay Brinkley.....	2012-13
Janiece Johnson.....	2012-13
Stephanie Myers.....	2012-13
TiAnna Porter.....	2012-13
KeKe Stewart.....	2012-13
Carolina Warden.....	2012-13

SUN BELT COMMISSIONER'S LIST

(3.5-4.0 GPA)

Christy Davenport.....	2000-01
Mia Parviainen.....	2000-01
Paula Penttila.....	2000-01; 01-02; 02-03
Nicole Perkins.....	2000-01
Jessica Schlueter.....	2002-03
Amber Benjamin.....	2003-04
Chrissy Givens.....	2003-04; 04-05; 05-06
Krystle Horton.....	2003-04; 04-05; 05-06; 06-07

Ciara Gray.....	2004-05
Johnna Abney.....	2005-06
LaCondra Mason.....	2005-06; 06-07
Brandi Brown.....	2006-07; 07-08; 08-09; 09-10
Jackie Pickel.....	2006-07; 2008-09; 09-10
Anne Marie Lanning.....	2007-08
Alysha Clark.....	2008-09; 09-10
Laken Leonard.....	2010-11
Jordyn Luffman.....	2010-11
Ebony Rowe.....	2010-11
Emily Queen.....	2011-12
Laken Leonard.....	2012-13
Lauren March.....	2012-13
Ebony Rowe.....	2012-13
MacKenzie Sells.....	2012-13

OHIO VALLEY COMMISSIONER'S HONOR ROLL (3.25-4.0 GPA)

Marla Davenport.....	1989-90
Julie Morrison.....	1989-90; 90-91; 91-92; 92-93
Shana Wright.....	1989-90; 91-92
Pippa Gibson.....	1990-91
Laurie Hopwood.....	1990-91; 91-92
Mescha Griffin.....	1992-93; 93-94
Michelle Jackson.....	1992-93
Heather Prater.....	1992-93; 93-94; 94-95; 95-96
Christy Smith.....	1992-93
Jessica Beaty.....	1993-94; 94-95; 95-96; 96-97
Johnna Jackson.....	1993-94
Angela Parkinson.....	1993-94
Julie Eve.....	1994-95; 95-96
Alice Jackson.....	1994-95; 95-96; 96-97
Jonelda Buck.....	1995-96; 97-98; 98-99
Heather Edmondson.....	1995-96
Kim Jackson.....	1995-96
Chanda Bowman.....	1996-97
Kathryn Francis.....	1996-97; 97-98
Cyndi Ainsworth.....	1997-98; 98-99
Bama Burrell.....	1997-98
Kelly Chastain.....	1997-98; 98-99; 99-00
Nicole Perkins.....	1997-98; 99-00
Christy Davenport.....	1998-99; 99-00
Paula Penttila.....	1999-00
Jamie Thomatis.....	1999-00



A

Johnna Abney.....	2005-08
Cyndi Ainsworth.....	1997-99
Jamila Ajanaku.....	2009-11
Kyla Allison.....	2016-18
Patricia Allen.....	1981-83
Joanne Aluka.....	1997-98, 2000-02
Patrice Amos.....	1976-78
Susie Anderson.....	1975-76
Tammy Andrew.....	1983-84
Bonnie Angus.....	1975-77, 1978-79
Sharon Armstrong.....	1975-77

B

Cartia Bailey.....	2001-04
Robbie Bailey.....	1977-78
Robin Baker.....	1979-81
Pat Bandjlich.....	1980-84
Latoya Barclay.....	2004-08
Angie Bartlett.....	1985-88
Jessica Beaty.....	1993-97
Lianne Beck.....	1985-89
Deborah Bell.....	1986-89
Carla Berry.....	1987-88
Amanda Bevis.....	1995-97
Barbara Biles.....	1975-77
Nancy Bolen.....	1976-79
Nikki Bonner.....	1991-92
Rellah Boothe.....	2019-21
Chanda Bowman.....	1996-97
Lakira Boyd.....	2004-07
Janay Brinkley.....	2010-14
Brandi Brown.....	2006-10
Kristi Brown.....	1989-93
Sandy Brown.....	1987-89
Jonelda Buck.....	1995-99
Bama Burrell.....	1997-99
Angelique Burtts.....	2007-08

C

Deja Cage.....	2020-21
Stephanie Capley.....	1987-91
Karen Carter.....	1976-78
Linda Carter.....	1976-78
Sedonia Carter.....	1998-00
Kasey Cartwright.....	1990-91
Shanice Cason.....	2011-15
Vikki Chandler.....	1975-76
Kelly Chastain.....	1998-01
Alysha Clark.....	2008-10
Carden Cobb.....	2006-07
Sherry Coker.....	1975-76
Ester Coleman.....	1979-81
Katie Collier.....	2015-19
Kim Collier.....	1987-88
Dana Conner.....	1998-00
Shy Copney.....	2013-14
Yamil Cordero.....	2002-04
Maggie Cox.....	1990-94

D

Chrissy Davenport.....	1999-01
Marla Davenport.....	1986-90
Jadona Davis.....	2017-19
Lisa Davis.....	1985-86
Shawniza Davis.....	1984-86
Shytoria Davis.....	2008-09
China Dow.....	2013-15
Mykia Dowdell.....	2018-19

Pam Duff.....	1978-79
Lindi Dye.....	1979-81

E

Brea Edwards.....	2014-16
Lasonja Edwards.....	2017-19
Nikki Edwards.....	1994-96
Carlita Elder.....	1995-99
Icelyn Elie.....	2009-13
Courtney Erickson.....	1979-81
Julie Eve.....	1994-96

F

Tiffany Fisher.....	2001-03
Patty Floyd.....	1977-78
Kay Francis.....	1996-98
Kim Francis.....	1995-96

G

Michelle Galloway.....	1987-88
Dana Garrett.....	2008-10
Pippa Gipson.....	1989-91
Chrissy Givens.....	2003-07
Jada Grannum.....	2020-pres.
Ciara Gray.....	2001-05
Kay Green.....	1975-77
Mescha Griffin.....	1992-94
Lori Gross.....	1985-86

H

Becky Hall.....	1989-90
Renee Hall.....	2001-02
Bobbie Kay Hamilton.....	1980-84
Liz Hannah.....	1976-78
Latonya Harris.....	1990-91
Sherie Harris.....	1990-92
Anastasia Hayes.....	2019-21
Aislynn Hayes.....	2019-21
A'Queen Hayes.....	2018-19
Julie Harrison.....	1987-89
Robin Hendrix.....	1980-82
Kara Hobbs.....	1993-94, 1995-96
Shelley Hoffman.....	1975-78
Patrice Holmes.....	2001-05
Amber Holt.....	2006-08
Holly Hoover.....	1981-84
Laurie Hopwood.....	1990-92
Krystle Horton.....	2003-07
Cassandra Howard.....	1980-81

J

Alice Jackson.....	1994-97
Amy Jackson.....	1985-86
Michelle Jackson.....	1992-94
Ditte Jakobsen.....	2003-05
Alex Johnson.....	2015-19
Janiece Johnson.....	2012-14
Stephanie Johnson.....	1975-77
Anna Jones.....	2017-19
Kortni Jones.....	2009-13
Olivia Jones.....	2013-16
Venetia Jones.....	1981-84
Jennifer Justice.....	2001-04
Lisa Justice.....	1979-81

K

Eboni Kirby.....	2001-04
Susha Kozlova.....	2019-pres.

L

Kate LaMaster.....	2000-01
Carol Lance.....	1975-78
Anne Marie Lanning.....	2007-11
Anabel Latorre.....	2019-pres.
Alice Lawrence.....	1984-85, 1986-87
Eva Lemeh.....	1981-83
Laken Leonard.....	2010-14
Taylor Lewis.....	2019-21
Lynn Liggett.....	1974-76
Cyndi Lindley/Allen.....	1981-84, 1986-87
Sheley Locker.....	1997-98
Jess Louro.....	2015-19
Jordyn Luffman.....	2010-11
Erica Lufkin.....	1998-00
Chelsia Lymon.....	2006-10
Gabby Lyon.....	2014-18

M

Jordan Majors.....	2015-19
Lauren March.....	2010-14
Monique Martin.....	2004-06
LaCondra Mason.....	2005-07
Sharon McClanahan.....	1975-79
Keisha McClinic.....	2000-04
Jessica McClure.....	1998-02
Cathy McDonald.....	1984-86
Lee McDonald.....	1986-87
Molly McFadden.....	2008-12
Jennifer McFall.....	1981-85
Sherry McKinney.....	1977-78
Shayla Middlebrooks.....	2016-17
Rhonda Miller.....	1980-81
Cindy Moore.....	1978-79
Julie Morrison.....	1989-93
Tawanya Mucker.....	1985-89
Angie Mullins.....	1989-90
Stephanie Myers.....	2011-13

N

Cortney Neeley.....	1995-99
Sharon Nevils.....	1984-86
Daphne Newsom.....	1980-83
Libby Newton.....	1988-90
Sara Nuxol.....	2004-05

O

Starr Orr.....	2004-08
----------------	---------

P

Cheyenne Parker.....	2014-15
Angie Parkinson.....	1993-94
Mia Parviainen.....	1999-03
Melanie Patchen.....	1992-96
Paula Penttila.....	1999-03
Nicole Perkins.....	1997-01
Linda Perry.....	1978-79
Ty Petty.....	2013-17
Jackie Pickel.....	2006-10
Brittany Pittman.....	2005-06
Celisa Polk.....	1978-80
TiAnna Porter.....	2013-16
Ilena Portik.....	1978-80
Heather Prater.....	1992-96

Q

Emily Queen.....	2007-11
------------------	---------

R

Dymon Raynor.....	2009-13
Rebecca Reuter.....	2014-18
Kathy Riley.....	1976-79
Priscilla Robinson.....	1990-94
Janet Ross.....	1983-87
Denise Rousseau.....	1975-76
Ebony Rowe.....	2010-14

S

Maria Salas.....	1981-85
Charity Savage.....	2016-20
Mackenzie Sells.....	2012-15
Jessica Schlueter.....	2001-03
Tammy Scott.....	1983-84
Christy Scruggs.....	1986-90
Debbie Shipley.....	1978-79
Sharon Sliger.....	1975-76
Michelle Simmons.....	2000-01
Abbey Sissom.....	2014-18
Tricia Sisson.....	1989-93
Trena Smiley.....	1980-82
Mary Smith.....	1990-91
Sherry Smith.....	1979-83
Tanika Smith.....	1995-98
Natalie Sneed.....	1994-98
KeKe Stewart.....	2010-14
Tina Stewart.....	2008-11
Tia Stovall.....	2002-06
Taylor Sutton.....	2018-20

T

Whitney Tate.....	2006-07
Jennifer Taylor.....	1979-80
Trella Thomas.....	1992-96
Jamie Thomatis.....	1998-02
Sally Thornton.....	1979-80
Sherry Tucker.....	1991-95
Kiya Turner.....	2019-20

U

Kim Upchurch.....	1981-83
-------------------	---------

W

Thelisa Wade.....	1988-89
Sheila Ware.....	1989-90
Caroline Warden.....	2012-16
Michelle Wayman.....	1990-91
Jenne Webb.....	2003-05
Kim Webb.....	1983-87
Christy Weldon.....	1993-95
Courtney Whitson.....	2019-pres.
Alexis Whittington.....	2018-pres.
Amanda Whittington.....	2018-pres.
Kay Willbanks.....	1983-87
Caya Williams.....	2013-15
Cherrita Williams.....	1991-93
Gail Wilson.....	1975-76
Debra Winfree.....	1979-81
LaShonda Winfree.....	1998-00
Clarissa Woodard.....	1993-94
Josephine Wright.....	1978-80
Shana Wright.....	1988-92

Z

Jan Zitney.....	1975-78
-----------------	---------



All-Time Jersey Numbers

Chelsia Lymon	0	Brea Edwards Julie Eve		Cartia Bailey	24	Vikki Chandley	35
	00	Jada Grannum Mescha Griffin Jennifer Justice Jess Louro Cortney Neeley Starr Orr Maria Salas Cherrita Williams		China Dow Kay Francis Kim Francis Kortni Jones Cathy McDonald Rebecca Reuter Christy Scruggs Sherry Tucker Alice Wallace Amanda Whittington		Jamie Thomatis Charity Savage	
Julie Eve Ciara Gray Alex Johnson Chelsia Lymon Julie Morrison LaShonda Winfree			13				40
	1	Sharen Armstrong Karyn Crabtree Icelyn Elie Jordan Majors Mia Parviainen Celisa Polk Tricia Sisson			25	Tammy Andrews Barbara Biles Shytoria Davis Nikki Edwards Michelle Galloway Becky Hall LaTonya Harris Cassandra Howard Eva Lemeh Sherry McKinney Sharon Nevils	
Janay Brinkley Anastasia Hayes A'Queen Hayes Amber Holt Monique Martin				Jonelda Buck Pam Duff Lindi Dye Liz Hannah Daphne Newsom Kim Webb			
	2		14				41
Johnna Abney Janay Brinkley Kasey Cartwright Hannah Preservati Taylor Sutton Jenne Webb		Latoya Barclay Katie Collier Laurie Hopwood Libby Newton Dymon Raynor Sherry Smith				Nancy Bolen Pippa Gipson Venetia Jones Tawanya Mucker Daphne Newsom Christy Weldon	
	3		15	Robbie Bailey Rellah Boothe Sandy Brown Carlita Elder Amy Jackson Stephanie Johnson Anne Marie Lanning Rhonda Miller Linda Perry Priscilla Robinson Janet Ross Sherry Smith Caya Williams			42
Kyla Allison Kate LaMaster Taylor Lewis Erica Lufkin Monique Martin LaCondra Mason Ty Petty Abbey Sissom Emily Queen		Kelly Chastain Carden Cobb Carlita Elder Mescha Griffin Anna Jones Anabel Latorre Lynn Liggett Janet Ross Natalie Sneed				Patrice Amos Susie Anderson Stephanie Capley Dana Conner Jennifer McFall Jessica Schlueter KeKe Stewart	
	4				31		43
Krystle Horton Debra Winfree		Jonelda Buck Lori Gross Ty Petty Tina Stewart	20	Lakira Boyd Deka Cage TiAnna Porter		Carol Lance Cyndi Lindley Kara Meadows Cindy Moore Brittany Pittman Christy Scruggs Clarissa Woodard	
	5						
Shanice Cason Keisha McClinic Abbey Sissom Natalie Sneed Kiya Turner		Carla Berry Brandi Brown Kristi Brown Lasonja Edwards Kara Hobbs Ebony Rowe Tanika Smith Tia Stovall	21	Angie Bartlett Dana Garrett Kay Greene Robin Hendrix Alice Jackson Michelle Jackson Ebony Kirby Susha Kozlova Alice Lawrence Jordyn Luffman Debbie Shipley Trena Smiley Caroline Warden	32		44
	10		22			Bonnie Angus Chanda Bowman Shy Copney Maggie Cox Chrissy Davenport Marla Davenport Shawnzia Davis Patty Floyd Holly Hoover Molly McFadden	
Deborah Bell Teneka Burrell Linda Carter Kim Collier Yamil Cordero Bobby Kay Hamilton Shayla Middlebrooks Sara Nuxol Paula Penttila Ileana Portik Ileana Portik xMackenzie Sells Gail Wilson Shana Wright		Pat Bandjlich Lianne Beck Alysha Clark Tiffany Fisher Chrissy Givens Sharon McClanahan Angie Mullins Nicole Perkins Rebecca Reuter Christy Weldon		Patricia Allen Robin Baker Jessica Beaty Nikki Bonner Stephanie Myers Kathy Riley Sharon Sliger Courtney Whitson Kay Willbanks	33	Sherie Harris Denise Rousseau	45
	11		23				50
Jamila Ajanaku Jadona Davis Aislynn Hayes Ditte Jakobsen Jess Louro Jessica McClure Cheyenne Parker Whitney Tate Gail Wilson		Abby Andrews Angelique Burtts Sedonia Carter Patrice Holmes Gabby Lyon Lauren March Michelle Simmons Trella Thomas Michelle Wayman Alexis Whittington		Ester Coleman Mykia Dowdell Renee Hall Shelly Hoffman Olivia Jones Stephanie Myers Heather Prater Kim Upchurch	34	Cyndi Ainsworth Julie Harrison Janiece Johnson Angie Parkinson KeKe Stewart Jan Zitney	52
	12					Joanne Aluka Amanda Bevis Courtney Erickson Robin Hendrix Laken Leonard	
Deborah Bell Sherry Coker Lisa Davis							55
						Karen Carter Melanie Patchen	



STREAKS

WINS	
Long	27
Start - 11/29/06 at Tennessee Tech, 68-50	
End - 3/19/07 vs. Marist, 59-73	
Long Home	23
Start - 1/17/87 vs. Morehead State, 90-73	
End - 1/8/89 vs. Kentucky, 66-68	
Long Road	11
Start - 11/29/06 at Tennessee Tech, 68-50	
End - 11/10/08 at Old Dominion, 68-76	
Long Conference	24
Start - 1/12/87 at Austin Peay, 92-68	
End - 2/29/88 at Murray State, 60-82	
Long Home Conference	46
Start - 1/21/82 vs. Murray State, 90-67	
End - 1/21/89 vs. Eastern Kentucky, 65-84	
Long Road Conference	15
Start - 1/5/12 at Troy, 72-66 (OT)	
End - 2/16/13 at UALR, 43-51	
LOSSES	
Long	7
Start - 12/1/89 vs. Eastern Illinois, 68-90	
End - 1/12/90 vs. USF, 79-64	
Long Home	7
Start - 1/11/97 vs. Tennessee Tech, 61-71	
End - 2/22/97 vs. UT-Martin, 68-50	
Long Road	7
Start - 3/17/85 at Western Kentucky, 83-90	
End - 1/18/86 at Morehead State, 74-64	
Long Conference	5
Start - 1/11/97 vs. Tennessee Tech, 61-71	
End - 1/27/97 at UT-Martin, 76-36	
Long Home Conference	7
Start - 1/11/97 vs. Tennessee Tech, 61-71	
End - 2/22/97 vs. UT-Martin, 68-50	
Long Road Conference	6
Start - 2/22/02 at FIU, 55-71	
End - 2/6/03 at North Texas, 70-56	
Worst Start	0-3 2x (1996-97; 2019-20)
+10 Games	2-9 (1989-90)

RECORDS BY CLASS

FRESHMAN

FGM	208, Ebony Rowe, 2010-11
FGA	414, Alice Lawrence, 1984-85
FG%626 (149-238), Jamie Thomatis, 1998-99
FTM	132, Priscilla Robinson, 1990-91
FTA	199, Ebony Rowe, 2010-11
FT%912 (31-34), Jessica Beaty, 1993-94
3-pt. FGM	77, Johnna Abney, 2005-06
3-pt. FGA	187, Aislynn Hayes, 2019-20
3-pt. FG%511 (46-90), Heather Prater, 1992-93
Points	531, Ebony Rowe, 2010-11
Rebounds	313, Ebony Rowe, 2010-11
Assists	145, Sherry Smith, 1979-80
Steals	80, Kim Webb, 1983-84
Blocks	36, Kay Willbanks, 1983-84
Minutes	1121, Shanice Cason, 2011-12

SOPHOMORE

FGM	251, Alex Johnson, 2016-17
FGA	607, Olivia Jones, 2014-15
FG%571 (234-401), Kim Webb, 1985-86
FTM	179, Alex Johnson, 2016-17
FTA	221, Anastasia Hayes, 2019-20
FT%955 (21-22), Daphne Newsom, 1982-83
3-pt. FGM	75, O. Jones 2014-15; T. Sutton, 2019-20
3-pt. FGA	243, Olivia Jones, 2014-15
3-pt. FG%403 (58-144), Johnna Abney, 2006-07
Points	687, Alex Johnson, 2016-17
Rebounds	355, Patrice Amos, 1977-78
Assists	159, Kortni Jones, 2010-11
Steals	100, Olivia Jones, 204-15
Blocks	78, Kay Willbanks, 1984-85
Minutes	1276, Olivia Jones, 2014-15

JUNIOR

FGM	343, Alysha Clark, 2008-09
FGA	565, Alysha Clark, 2008-09
FG%607 (343-565), Alysha Clark, 2008-09
FTM	237, Alysha Clark, 2008-09
FTA	300, Alysha Clark, 2008-09
FT%920 (23-25), Anne Marie Lanning, 2009-10
3-pt. FGM	115, Kortni Jones, 2011-12
3-pt. FGA	329, Kortni Jones, 2011-12
3-pt. FG%511 (69-135), Heather Prater, 1994-95
Points	935, Alysha Clark, 2008-09
Rebounds	448, Robin Hendrix, 1980-81
Assists	195, Ty Petty, 2015-16
Steals	98, Chrissy Givens, 2005-06
Blocks	74, Holly Hoover, 1982-83
Minutes	1295, Ebony Rowe, 2012-13

SENIOR

FGM	352, Amber Holt, 2007-08
FGA	680, Amber Holt, 2007-08
FG%614 (306-498), Alysha Clark, 2009-10
FTM	206, Amber Holt, 2007-08
FTA	291, Ebony Rowe, 2013-14
FT%900 (36-40), Janet Ross, 1986-87
3-pt. FGM	98, Brea Edwards, 2015-16
3-pt. FGA	267, Kortni Jones, 2012-13
3-pt. FG%520 (53-102), Janet Ross, 1986-87
Points	930, Amber Holt, 2007-08
Rebounds	396, Ebony Rowe, 2013-14
Assists	186, Ty Petty, 2016-17
Steals	112, K. McClinic, 2003-04/P. Holmes, 2004-05
Blocks	88, Cheyenne Parker, 2014-15
Minutes	1308, Ebony Rowe, 2013-14

ALL-TIME BEST STARTS

Game Number	Record, Season
1	1-0, 23x, last 2017-18
2	2-0, 16x, last 2017-18
3	3-0, 9x, last 2017-18
4	4-0, 5x, last 2017-18
5	5-0, 4x, last 1995-96
6	6-0, 2x, last 1993-94
7	7-0, 1988-89
8	8-0, 1988-89
9	8-1, 3x, last 1995-96
10	9-1, 2x, last 1995-96
11	10-1, 2x, last 1995-96
12	11-1, 2x, last 1995-96
13	12-1, 2x, last 1995-96
14	13-1, 1995-96
15	14-1, 1995-96
16	15-1, 1995-96
17	16-1, 1995-96
18	17-1, 1995-96
19	17-2, 2x, last 1995-96
20	18-2, 2x, last 1995-96
21	18-3, 4x, last 2013-14
22	19-3, 3x, last 2006-07
23	20-3, 2x, last 2006-07
24	21-3, 2x, last 2006-07
25	22-3, 2006-07
26	23-3, 2006-07
27	24-3, 2006-07
28	25-3, 2006-07
29	26-3, 2006-07
30	27-3, 2006-07
31	28-3, 2006-07
32	29-3, 2006-07
33	30-3, 2006-07
34	30-4, 2006-07



Opponent Records/Margins

OPPONENT GAME RECORDS

Points

High 108, at Georgia (12/02/85)
Low 21, Lambuth (12/10/75)

First Half Points

High 55, at Louisville (12/9/17)
Low 9, Lambuth (12/10/75)

Second Half Points

High 61, at Alabama (12/20/94)
Low 11, Vanderbilt (12/01/76)

Field Goals Made

High 43, at Memphis (01/30/78)
Low 5, Lambuth (12/10/75)

Field Goal Attempts

High 96, Union (Tenn.) (12/10/77)
Low 34, 2x, last vs. Maine (11/18/06)

Field Goal Percentage

High .649 (32-57), at Memphis (12/14/97)
Low .147 (5-34), Lambuth (12/10/75)

3-pt. Field Goals Made

High 13, vs. Ohio (11/30/16)
Low 0, 37x, at UTSA (1/11/18)

3-pt. Field Goal Attempts

High 42, at South Alabama (01/04/09)
Low 0, 6x, last Oral Roberts (01/22/92)

3-pt. FG Percentage

(minimum eight attempts)
High .889 (8-9), Louisville (12/12/92)
Low .000, 37x, last at UTSA (1/11/18)

Free Throws Made

High 37, at Western Kentucky (12/09/85)
Low 1, Morehead State (01/23/95)

Free Throw Attempts

High 51, at Georgia (12/02/85)
Low 0, FIU (03/05/12)

Free Throw Percentage

(minimum 10 attempts)
High 1.000, 3x, last at Western Kentucky (01/24/10)
Low .222 (4-18), at Tennessee State (02/01/83)

Rebounds

High 66, Missouri (01/11/78)
Low 18, at Belmont (11/13/79)

Assists

High 31, at Tennessee Tech (02/03/90)
Low 1, 2x, last Tennessee Tech (02/05/81)

Turnovers

High 48, Maryville (12/06/76)
Low 4, at Tennessee State (02/01/83)

Blocks

High 16, at Vanderbilt (01/30/92)

Steals

High 20, Memphis (01/05/94)
Low 0, 3x, last at USF (12/18/13)

LARGEST MARGINS

In Wins...

02/03/88	at Alabama-Huntsville	73	105-32
12/06/76	Maryville	70	116-46
01/30/10	North Texas	68	119-51
12/01/76	Vanderbilt	65	91-26
02/25/85	Akron	63	108-45
12/10/75	Lambuth	62	83-21
02/15/09	North Texas	55	113-58
01/19/17	FIU	52	95-43
01/29/02	Morris Brown	51	90-39
01/19/11	Troy	51	103-52
01/07/12	Louisiana	51	104-53

In Losses...

12/9/18	at Louisville	54	26-80
12/02/85	at Georgia	50	58-108
12/29/94	vs. Mississippi	47	56-103
11/23/99	at Auburn	42	51-93
02/16/76	at Tennessee Tech	41	58-99
02/08/88	at Alabama	39	58-97
11/29/11	at Tennessee	39	43-82
12/30/02	Georgia	36	43-79
01/13/79	at Tennessee Tech	34	73-107
11/22/96	at Mississippi	34	60-94

VS. RANKED OPPONENTS

01/10/77	at Tennessee Tech	(6)	L 67-97
02/05/77	Tennessee Tech	(6)	W 80-78
03/02/77	vs. Tennessee	(10)	L 66-87
01/17/78	Tennessee	(2)	L 79-87
12/05/79	at Tennessee	(1)	L 63-87
11/26/80	Tennessee	(4)	L 48-63
02/27/81	Tennessee	(4)	L 47-66
01/06/83	at Kentucky	(5)	L 68-73
03/17/83	at Louisiana Tech	(1)	L 59-91
12/17/83	at Mississippi	(8)	L 72-84
01/31/85	Mississippi	(7/7)	L 66-77
02/06/85	Louisiana Tech	(6/5)	L 62-86
12/02/85	at Georgia	(2/2)	L 58-108
12/09/85	at Western Kentucky	(9/8)	L 78-103
12/21/85	at Mississippi	(8/10)	L 80-95
03/16/86	at LSU	(9/8)	L 65-78
12/14/86	Auburn	(4/4)	L 62-84
01/03/87	Mississippi	(10/10)	L 63-95
12/17/87	at Mississippi	(7/7)	L 63-77
12/10/89	Georgia	(4/4)	L 89-95
12/08/90	Georgia	(4/4)	L 62-80
12/20/94	at Alabama	(5/7)	L 70-99
12/01/96	Georgia	(2/2)	L 70-89
03/14/98	at Duke	(8/9)	L 67-92
01/25/01	Louisiana Tech	(8/8)	L 57-80
02/15/01	at Louisiana Tech	(8/8)	L 64-83
12/06/02	at Kansas State	(7/7)	L 61-72
12/13/03	at Georgia	(10/9)	L 50-65
11/10/06	Maryland	(1/1)	L 80-76
11/26/06	at Tennessee	(4/4)	L 88-64
12/07/06	at Georgia	(8/8)	W 70-62
12/05/07	at Maryland	(3/6)	L 69-74
12/13/07	at Tennessee	(1/1)	L 61-84
12/28/07	LSU	(8/8)	W 67-56
11/19/08	at Oklahoma	(2/4)	L 65-85
12/04/08	Louisville	(13/15)	L 44-67
12/11/08	at Tennessee	(7/10)	L 52-81
11/15/09	at LSU	(7/15)	L 40-61
11/25/09	Tennessee	(6/5)	L 52-69
12/03/09	at Xavier	(9/10)	L 63-80
12/09/10	Xavier	(4/5)	L 52-65
12/29/10	at Kentucky	(11/11)	L 72-81
11/13/11	at Penn State	(12/14)	L 49-65
11/29/11	at Tennessee	(8/8)	L 43-82
12/28/11	Kentucky	(6/6)	W 70-58
11/28/12	at Tennessee	(16/14)	L 81-88 (ot)
12/09/12	at Kentucky	(7/6)	L 46-68
11/08/13	Tennessee	(4/4)	L 56-67
11/24/13	Kentucky	(7/7)	L 72-84
12/12/14	at Kentucky	(8/8)	L 62-78
12/13/15	Kentucky	(8/8)	L 52-68
03/19/16	vs. Florida State	(17/10)	L 55-72
11/16/16	vs. Louisville	(5/8)	L 51-63
12/09/16	at Kentucky	(15/20)	L 48-61
12/13/16	vs. Arizona State	(23/21)	L 48-69
12/09/17	at Louisville	(4/5)	L 26-80
12/15/18	at Kentucky	(18/20)	L 55-72
03/16/19	vs. Rice	(-/24)	L 54-69
11/10/19	Kentucky	(13/16)	L 52-67
11/30/19	vs. Gonzaga	(22/21)	L 50-62
3/21/21	vs. Tennessee	(13/15)	L 62-87

rankings are listed as Associated Press/Coaches polls



Memphis State Invitational (Memphis, Tenn.)

02/06/76.....at Memphis JV..... W, 77-35
 02/06/76.....vs. Miss. Univ. for Women..... L, 63-72
 02/07/76.....vs. Murray State..... W, 64-57
 02/07/76.....vs. Mississippi State..... L, 73-78

MTSU Invitational (Murfreesboro, Tenn.)

02/11/77.....Chattanooga..... W, 95-73
 02/11/77.....Murray State..... W, 92-63

MTSU Tipoff Invitational (Murfreesboro, Tenn.)

11/18/77.....Mississippi State..... W, 83-70
 11/18/77.....Kentucky..... L, 80-82

Blue Mountain Tour. (Blue Mountain, Miss.)

1977-78.....vs. Southern Miss..... W, 82-75 (OT)
 1977-78.....at Blue Mountain..... W, 76-59
 1977-78.....vs. Berry College..... L, 53-77

MTSU Tipoff Invitational (Murfreesboro, Tenn.)

11/17/78.....Kentucky..... W, 90-87
 11/18/78.....Memphis..... L, 81-91

MUW Christmas Tournament (Columbus, Miss.)

12/14/78.....vs. Mississippi..... L, 61-68
 12/14/78.....vs. Utah..... L, 74-82
 12/16/78.....vs. Mississippi State..... L, 0-2

OVC Tipoff Tournament (Murfreesboro, Tenn.)

12/03/79.....Western Kentucky..... W, 54-49
 12/04/79.....Morehead State..... L, 51-58

MUW Christmas Tournament (Columbus, Miss.)

12/13/79.....vs. Mississippi..... W, 69-63
 12/14/79.....vs. Tennessee Tech..... L, 68-71 (OT)
 12/15/79.....vs. Central Missouri..... L, 70-72

Northern Kentucky Invit. (Highland Heights, Ky.)

01/04/80.....at Northern Kentucky..... L, 69-70
 01/05/80.....vs. Miami (Ohio)..... W, 73-49

MUW Christmas Tournament (Columbus, Miss.)

12/18/80.....vs. Clemson..... L, 63-66
 12/19/80.....vs. South Alabama..... L, 50-51
 12/20/80.....at Miss. Univ. for Women..... W, 89-71

Hurricane Classic (Miami, Fla.)

12/28/80.....vs. Jackson State..... L, 62-82
 12/29/80.....vs. Miami (Ohio)..... W, 78-57
 12/30/80.....at Miami (Fla.)..... L, 74-80

Dial Classic (Oxford, Miss.)

01/08/82.....at Mississippi..... L, 66-67
 01/09/82.....vs. South Alabama..... W, 72-55

Lady Razorback Invitational (Fayetteville, Ark.)

02/04/83.....vs. Mississippi State..... W, 79-76 (OT)
 02/05/83.....at Arkansas..... L, 72-73

Dial Classic (Oxford, Miss.)

12/16/83.....vs. Union (Tenn.)..... W, 74-62
 12/17/83.....at Mississippi..... L, 72-84

Communiplex Classic (Cincinnati, Ohio)

12/28/84.....vs. West Virginia..... W, 93-67
 12/29/84.....at Cincinnati..... L, 91-98

Bowling Green Bank Invit. (Bowling Green, Ky.)

11/25/85.....vs. Oklahoma..... L, 75-83
 11/26/85.....vs. South Alabama..... L, 63-79

Lady Kat Dial Classic (Lexington, Ky.)

11/29/85.....vs. Clemson..... W, 90-88
 11/30/85.....at Kentucky..... L, 77-85

Communiplex Classic (Cincinnati, Ohio)

11/28/86.....vs. Northern Kentucky..... W, 70-69
 11/29/86.....vs. Wisconsin..... W, 69-56

Maine Holiday Tournament (Orono, Maine)

12/27/86.....vs. Quinnipiac..... W, 89-59
 12/28/86.....at Maine..... L, 67-75

Georgia State Invitational (Atlanta, Ga.)

11/27/87.....at Georgia State..... W, 101-80
 11/28/87.....vs. Mississippi State..... W, 57-56

Indiana Classic (Bloomington, Ind.)

12/04/87.....vs. Central Michigan..... W, 64-56
 12/05/87.....at Indiana..... W, 65-59

Shoney's Inn Classic (Murfreesboro, Tenn.)

12/02/88.....Mississippi College..... W, 93-53
 12/03/88.....Clemson..... W, 69-64

Midwest Roundball Classic (Tulsa, Okla.)

12/16/88.....vs. UT-Arlington..... W, 73-62
 12/17/88.....vs. TCU..... W, 70-53

Wagner Holiday Tournament (New York, N.Y.)

12/28/88.....vs. Siena..... W, 103-62
 12/29/88.....at Wagner..... L, 75-80 (OT)

Nevada Tournament (Reno, Nev.)

11/24/89.....vs. Texas Tech..... L, 61-76
 11/25/89.....vs. Bucknell..... W, 94-68
 11/26/89.....vs. San Francisco..... L, 57-82

Illini Classic (Champaign, Ill.)

12/01/89.....vs. Eastern Illinois..... L, 68-90
 12/02/89.....vs. Portland State..... L, 64-69

Georgia State Tournament (Atlanta, Ga.)

11/23/90.....vs. UAB..... L, 68-76
 11/24/90.....at Georgia State..... W, 98-94

Pizza Inn Classic (Jonesboro, Ark.)

11/30/90.....vs. Wichita State..... W, 63-44
 12/01/90.....at Arkansas State..... L, 60-71

FIU Fun and Sun Classic (Miami, Fla.)

01/02/91.....vs. Mississippi..... L, 59-78
 01/03/91.....vs. Oklahoma State..... L, 70-88
 01/04/91.....vs. Brown..... L, 73-81

Garden Plaza Classic (Murfreesboro, Tenn.)

12/06/91.....Western Carolina..... W, 76-65
 12/07/91.....Alabama..... L, 69-101

USF Classic (San Francisco, Calif.)

12/13/91.....vs. San Jose State..... W, 88-54
 12/14/91.....at San Francisco..... L, 54-70

Shoney's Classic (Tuscaloosa, Ala.)

12/19/91.....vs. Houston..... L, 85-99
 12/20/91.....vs. Jackson State..... W, 76-68

Garden Plaza Classic (Murfreesboro, Tenn.)

12/11/92.....Troy..... W, 88-65
 12/12/92.....Louisville..... L, 70-71

Wagner Holiday Tournament (New York, N.Y.)

12/28/92.....vs. Yale..... W, 66-50
 12/29/92.....at Wagner..... W, 73-53

UTA/Marriott Classic (Arlington, Texas)

12/03/93.....vs. Oregon..... W, 79-74
 12/04/93.....at UT-Arlington..... W, 87-66

Garden Plaza Classic (Murfreesboro, Tenn.)

12/10/93.....Oral Roberts..... W, 81-55
 12/11/93.....Southern Indiana..... W, 94-72

Sports Belle Classic (Murfreesboro, Tenn.)

11/27/94.....Georgia..... L, 71-95

Sun Bank/UCF Holiday Classic (Orlando, Fla.)

12/29/94.....vs. Mississippi..... L, 56-103
 12/30/94.....vs. Fairleigh Dickinson..... W, 108-71
 12/31/94.....vs. Appalachian State..... W, 73-65

Sports Belle Classic (Murfreesboro, Tenn.)

11/24/95.....Mississippi..... W, 88-86

Pepperdine Tournament (Malibu, Calif.)

12/02/95.....vs. Houston..... W, 76-69
 12/03/95.....vs. Radford..... W, 84-73

Garden Plaza Classic (Murfreesboro, Tenn.)

12/08/95.....Belmont..... W, 63-44
 12/09/95.....Alabama..... L, 53-68

Georgia State Tournament (Atlanta, Ga.)

12/15/95.....vs. Georgia Southern..... W, 101-90
 12/16/95.....at Georgia State..... W, 80-64

Paradise Classic (Honolulu, Hawaii)

12/20/96.....vs. Missouri..... L, 55-61
 12/21/96.....vs. West Virginia..... L, 60-77
 12/23/96.....at Hawaii..... L, 63-82

Las Vegas Club Shootout (Las Vegas, Nev.)

12/05/97.....vs. Xavier..... L, 62-78
 12/06/97.....at UNLV..... W, 85-82 (OT)

Doubletree Classic (New Orleans, La.)

12/29/98.....vs. Maine..... L, 78-92
 12/30/98.....vs. Furman..... L, 66-83

Insight.com Bowl Classic (Tucson, Ariz.)

12/10/99.....vs. Indiana..... L, 68-81
 12/12/99.....vs. Texas Southern..... W, 76-55

UCF Classic (Orlando, Fla.)

12/21/00.....vs. UNC Greensboro..... W, 69-66
 12/22/00.....at UCF..... W, 71-69

Wildcat Classic (Manhattan, Kan.)

12/06/02.....at Kansas State..... L, 61-79
 12/07/02.....vs. Milwaukee..... L, 60-62

FAU Embassy Suites Classic (Boca Raton, Fla.)

11/28/03.....vs. Manhattan..... L, 65-70
 11/29/03.....vs. Norfolk State..... W, 80-58

Houston Cougar Classic (Houston, Texas)

11/27/04.....vs. Wisconsin..... W, 77-74
 11/28/04.....at Houston..... L, 56-80

UAB Blazer Tournament (Birmingham, Ala.)

11/25/05.....vs. Penn State..... W, 79-65
 11/26/05.....at UAB..... L, 69-71

Subway Classic (Minneapolis, Minn.)

11/18/06.....vs. Maine..... W, 87-60
 11/19/06.....at Minnesota..... W, 79-61

Preseason WNIT

(Murfreesboro, Tenn./Norman, Okla.)

11/15/08.....Lafayette..... W, 85-47
 11/19/08.....at Oklahoma..... L, 65-85
 11/22/08.....Indiana..... W, 65-59

UTSA Holiday Classic (San Antonio, Texas)

12/20/10.....vs. St. Bonaventure..... W, 58-53
 12/21/10.....vs. Kansas State..... W, 63-49

Lady Lion Classic (University Park, Pa.)

11/11/11.....UNC Wilmington..... W, 79-60
 11/13/11.....at 12/14 Penn State..... L, 49-65

Preseason WNIT

(Murfreesboro, Tenn./Iowa City, Iowa)

11/09/12.....Kennesaw State..... W, 87-45
 11/11/12.....Memphis..... W, 82-68
 11/14/12.....at Iowa..... L, 63-69 (ot)

Gulf Coast Showcase (Estero, Fla.)

11/29/13.....Southeastern Louisiana..... W, 88-71
 11/30/13.....Wright State..... W, 69-62
 12/1/13.....Mississippi State..... W, 62-48

Nugget Classic (Reno, Nev.)

11/27/15.....Alabama..... L, 46-64
 11/28/15.....Nevada..... W, 90-46

UTRGV Holiday Classic (Edinburg, Texas.)

12/19/17.....USC..... L, 57-72
 12/20/17.....Canisius..... W, 55-45

UNLV Lady Rebel Roundup (Las Vegas, Nev.)

11/24/18.....Dartmouth..... W, 70-58
 11/25/18.....UNLV..... W, 66-62

Fordham Holiday Classic (Bronx, N.Y.)

12/29/18.....Chattanooga..... W, 58-47
 12/30/18.....Fordham..... L, 49-61


Gulf Coast Showcase (Estero, Fla.)

11/29/19.....Auburn..... W, 73-50
 11/30/19.....No. 22/21 Gonzaga..... L, 50-62
 12/1/19.....(RV) Arizona State..... L, 60-61


Coaching History



Pat Jones
1975-76 to 1976-77



Pat Sarver
1977-78



Larry Joe Inman
1978-79 to 1985-86



Jim Davis
1986-87



Lewis Bivens
1987-88 to 1996-97



Stephany Smith
1997-98 to 2004-05



Rick Insell
2005-06 to present

Year	Coach	Overall	Pct.	Conference [^]	Pct.	Home	Road	Neutral	Postseason
1975-76	Pat Jones	15-9	.625	-	-	5-3	7-2	3-4	-
1976-77	Pat Jones	20-5	.800	-	-	12-1	6-3	2-1	-
	TOTALS	35-14	.714			17-4	13-5	5-5	
1977-78	Pat Sarver	15-13	.536	-	-	7-5	6-5	2-3	-
	TOTALS	15-13	.536						
1978-79	Larry Joe Inman	14-13	.519	6-4	.600	9-3	5-6	0-4	-
1979-80	Larry Joe Inman	23-10	.697	10-1*	.909	9-3	11-4	3-3	-
1980-81	Larry Joe Inman	16-13	.552	6-3	.667	7-4	8-4	1-5	-
1981-82	Larry Joe Inman	20-5	.800	9-3	.750	9-1	10-3	1-1	-
1982-83	Larry Joe Inman	26-5	.839	10-0*#	1.000	10-1	13-4	3-0	NCAA
1983-84	Larry Joe Inman	19-10	.655	12-2*#	.857	11-2	7-8	1-0	NCAA
1984-85	Larry Joe Inman	23-7	.767	13-1*#	.929	13-2	9-5	1-0	NCAA
1985-86	Larry Joe Inman	20-10	.667	13-1*#	.929	12-0	7-8	1-2	NCAA
	TOTALS	161-73	.688	78-16	.830				
1986-87	Jim Davis	19-8	.704	12-2*	.857	9-4	6-4	4-0	-
	TOTALS	19-8	.704	12-2	.857				
1987-88	Lewis Bivens	22-8	.733	12-2*#	.857	10-0	8-8	2-0	NCAA
1988-89	Lewis Bivens	21-6	.778	10-2*	.833	9-4	9-2	3-0	-
1989-90	Lewis Bivens	11-17	.393	7-5	.583	6-6	4-6	1-5	-
1990-91	Lewis Bivens	14-14	.500	8-4	.667	7-4	5-6	2-4	-
1991-92	Lewis Bivens	19-9	.679	10-4	.714	11-2	6-5	2-2	-
1992-93	Lewis Bivens	21-7	.750	13-3	.813	10-3	9-4	2-0	-
1993-94	Lewis Bivens	21-7	.750	11-5	.688	10-3	9-3	2-1	-
1994-95	Lewis Bivens	19-9	.679	12-4*	.750	9-3	7-4	3-2	-
1995-96	Lewis Bivens	24-6	.800	13-3*	.813	12-1	7-4	5-1	NCAA
1996-97	Lewis Bivens	10-20	.333	7-11	.389	4-8	6-9	0-3	-
	TOTALS	182-103	.639	103-43	.705				
1997-98	Stephany Smith	18-12	.600	11-7*#	.611	8-4	6-7	4-1	NCAA
1998-99	Stephany Smith	18-10	.643	14-4	.778	11-2	7-6	0-2	WNIT
1999-2000	Stephany Smith	18-11	.621	11-5	.688	11-2	6-7	1-2	-
2000-01	Stephany Smith	17-13	.567	9-7	.563	10-2	5-9	2-2	WNIT
2001-02	Stephany Smith	16-13	.552	7-7	.500	7-7	8-5	1-1	-
2002-03	Stephany Smith	18-12	.600	9-5	.643	10-3	6-7	2-1	-
2003-04	Stephany Smith	24-8	.750	10-4*#	.714	11-2	9-5	4-1	NCAA
2004-05	Stephany Smith	24-9	.727	11-3#	.786	12-2	7-6	5-1	NCAA
	TOTALS	153-88	.635	81-42	.659				
2005-06	Rick Insell	20-11	.645	10-4#	.714	15-1	4-9	1-1	NCAA
2006-07	Rick Insell	30-4	.882	18-0*#	1.000	13-2	13-1	4-1	NCAA
2007-08	Rick Insell	22-12	.647	14-4	.778	11-2	9-9	2-1	WNIT
2008-09	Rick Insell	28-6	.824	17-1*#	.944	15-1	10-5	3-0	NCAA
2009-10	Rick Insell	25-6	.806	17-1*#	.944	12-1	10-4	3-1	NCAA
2010-11	Rick Insell	23-8	.742	14-2*	.875	12-1	9-5	2-2	NCAA
2011-12	Rick Insell	26-7	.788	16-0*	1.000	13-2	10-4	3-1	NCAA
2012-13	Rick Insell	25-8	.757	17-3*#	.850	12-2	10-5	3-1	NCAA
2013-14	Rick Insell	29-5	.853	15-1*#	.938	11-2	12-2	6-1	NCAA
2014-15	Rick Insell	24-10	.706	14-4	.778	14-4	9-5	1-1	WNIT
2015-16	Rick Insell	24-9	.727	15-3	.833	11-3	9-4	4-2	NCAA
2016-17	Rick Insell	23-11	.676	15-3	.833	13-5	9-5	1-1	WNIT
2017-18	Rick Insell	18-13	.581	10-6	.625	9-4	8-7	1-2	WNIT
2018-19	Rick Insell	23-11	.676	11-5	.688	11-3	8-7	4-1	WNIT
2019-20	Rick Insell	21-9	.700	13-5	.722	12-3	8-4	1-2	CANCELLED
2020-21	Rick Insell	17-8	.680	12-4	.750	8-5	6-2	3-1	NCAA
	TOTALS	378-138	.733	231-46	.834				

1975-76

No.	Name	Cl.	Pos.	Ht.	Hometown
10	Gail Wilson	FR	C	5-11	McMinnville, Tenn.
12	Sherry Coker*	SO	G	5-5	White House, Tenn.
13	Sharen Armstrong^	JR	G	5-5	Athens, Tenn.
15	Lynn Liggett	FR	G	5-5	Tullahoma, Tenn.
22	Sharon McClannahan*	FR	C	6-0	Centerville, Tenn.
30	Stephanie Johnson*	SO	F	5-10	Maryville, Tenn.
32	Kay Greene	JR	C	5-10	Etowah, Tenn.
33	Sharon Slinger	JR	G	5-5	Athens, Tenn.
34	Shelly Hoffman^	JR	G	5-7	Lebanon, Tenn.
35	Vikki Chandley	JR	F	5-8	Nashville, Tenn.
40	Barbara Biles	FR	C	5-11	McMinnville, Tenn.
42	Susie Anderson	SO	C	5-10	Westmoreland, Tenn.
43	Carol Lance	SO	C	6-0	Shelbyville, Tenn.
44	Bonnie Angus*	FR	F	5-7	Lebanon, Tenn.
45	Denise Rousseau	SO	G	5-5	Tullahoma, Tenn.
50	Jan Zitney*	SO	G	5-4	Shelbyville, Tenn.

* - primary starter; ^ - top-two reserve

1976-77

No.	Name	Cl.	Pos.	Ht.	Hometown
10	Linda Carter	JR	G	5-5	Dechard, Tenn.
13	Sharen Armstrong	SR	G	5-5	Englewood, Tenn.
22	Sharon McClannahan*	SO	C	6-0	Centerville, Tenn.
25	Liz Hannah*	JR	F	5-10	Cleveland, Tenn.
30	Stephanie Johnson	JR	F	5-10	Maryville, Tenn.
32	Kay Greene	SR	C	5-10	Etowah, Tenn.
33	Kathy Riley*	FR	F	5-8	Smyrna, Tenn.
34	Shelly Hoffman	SO	G/F	5-7	Lebanon, Tenn.
40	Barbara Biles^	SO	C	5-10	McMinnville, Tenn.
41	Nancy Bolen	JR	G	5-5	Murfreesboro, Tenn.
42	Patrice Amos^	FR	C	6-0	Franklin, Tenn.
43	Carol Lance	JR	C	6-0	McMinnville, Tenn.
44	Bonnie Angus	SO	F	5-8	Lebanon, Tenn.
50	Jan Zitney*	JR	G	5-5	Shelbyville, Tenn.
55	Karen Carter*	JR	F	5-8	Dechard, Tenn.

* - primary starter; ^ - top-two reserve

1977-78

No.	Name	Cl.	Pos.	Ht.	Hometown
10	Linda Carter*	SR	G	5-5	Dechard, Tenn.
22	Sharon McClannahan^	JR	F/C	6-0	Centerville, Tenn.
25	Liz Hannah*	SR	F	5-10	Cleveland, Tenn.
30	Robbie Bailey	FR	G	5-4	Tullahoma, Tenn.
33	Kathy Riley	SO	FR	5-9	Smyrna, Tenn.
34	Shelly Hoffman	JR	G	5-7	Lebanon, Tenn.
40	Sherry McKinney*	JR	C/F	6-3	Fayetteville, Tenn.
41	Nancy Bolen	SO	G	5-5	Murfreesboro, Tenn.
42	Patrice Amos*	SO	C/F	6-1	Franklin, Tenn.
43	Carol Lance^	SR	C/F	6-0	McMinnville, Tenn.
44	Patty Floyd	SO	F	5-7	Smyrna, Tenn.
50	Jan Zitney*	SR	G	5-5	Shelbyville, Tenn.

* - primary starter
^ - top-two reserve

1978-79

No.	Name	Cl.	Pos.	Ht.	Hometown
10	Ileana Portik*	FR	F/C	6-1	Gheorgheni, Romania
13	Celisa Polk	FR	G	5-8	Springfield, Tenn.
22	Sharon McClannahan*	SR	C	6-0	Centerville, Tenn.
25	Pam Duff*	JR	G	5-6	Rockwood, Tenn.
30	Linda Perry*	JR	G	5-7	Hermitage, Tenn.
32	Debbie Shipley^	JR	F	5-9	Sale Creek, Tenn.
41	Nancy Bolen	JR	G	5-5	Murfreesboro, Tenn.
42	Josephine Wright^	SR	G	5-5	Nashville, Tenn.
43	Cindy Moore*	JR	F	5-10	Chattanooga, Tenn.

* - primary starter
^ - top-two reserve

1979-80

No.	Name	Cl.	Pos.	Ht.	Hometown
10	Ileana Portik*	SO	C	6-1	Bucharest, Romania
13	Celisa Polk	SO	G/F	5-8	Springfield, Tenn.
14	Sherry Smith*	FR	G/F	5-7	Bethel Springs, Tenn.
25	Lindi Dye*	FR	C	6-0	Kennesaw, Ga.
33	Robin Baker^	FR	F/C	5-11	Bolivar, Tenn.
34	Ester Coleman*	FR	F	5-9	Humboldt, Tenn.
40	Jennifer Taylor	FR	F/G	5-10	Jonesboro, Tenn.
42	Josephine Wright*	SR	G	5-5	Nashville, Tenn.
43	Courtney Erickson	FR	F	5-9	Murfreesboro, Tenn.
44	Debra Winfree	FR	F/G	5-9	Savannah, Tenn.
55	Lisa Justice^	FR	C	6-0	Oliver Springs, Tenn.

* - primary starter
^ - top-two reserve

1980-81

No.	Name	Cl.	Pos.	Ht.	Hometown
10	Bobbie Kay Hamilton	FR	G	5-7	Savannah, Tenn.
13	Sherry Smith*	SO	G	5-7	Bethel Springs, Tenn.
22	Pat Bandjlich^	FR	F/C	6-0	Bridgewater, N.J.
25	Lindi Dye*	SO	F/C	6-0	Kennesaw, Ga.
30	Rhonda Miller	FR	F/C	6-0	Soddy Daisy, Tenn.
32	Trena Smiley	FR	G	5-7	Ridgetop, Tenn.
33	Robin Baker	SO	F	5-11	Bolivar, Tenn.
34	Ester Coleman*	SO	F	5-9	Humboldt, Tenn.
40	Cassandra Howard*	FR	F	5-9	Henderson, Tenn.
41	Daphne Newsom^	FR	G/F	5-9	Fayetteville, Tenn.
42	Robin Hendrix*	JR	C	6-3	Kokomo, Ind.
43	Courtney Erickson	SO	F	5-9	Murfreesboro, Tenn.
44	Debra Winfree	SO	G/F	5-9	Paragould, Ark.

* - primary starter; ^ - top-two reserve

1981-82

No.	Name	Cl.	Pos.	Ht.	Hometown
10	Bobbie Kay Hamilton	SO	G	5-7	Savannah, Tenn.
12	Maria Salas	FR	G	5-6	Chattanooga, Tenn.
22	Pat Bandjlich	SO	F/C	6-0	Bridgewater, N.J.
25	Daphne Newsom^	SO	G/F	5-9	Shelbyville, Tenn.
30	Sherry Smith*	JR	G	5-7	Bethel Springs, Tenn.
32	Trena Smiley	SO	G	5-7	Ridgetop, Tenn.
34	Kim Upchurch	JR	G/F	5-10	Allardt, Tenn.
40	Eva Lemeh*	JR	G	5-8	Nashville, Tenn.
41	Venetia Jones^	FR	F/C	6-0	Winchester, Tenn.
42	Jennifer McFall*	FR	F/C	6-0	Columbia, Tenn.
43	Cyndi Lindley	FR	C	6-2	Haleyville, Ala.
44	Holly Hoover*	SO	C	6-2	Ringgold, Ga.
52	Robin Hendrix*	SR	C	6-3	Kokomo, Ind.

* - primary starter; ^ - top-two reserve

1982-83

No.	Name	Cl.	Pos.	Ht.	Hometown
10	Bobbie Kay Hamilton	JR	G	5-7	Savannah, Tenn.
12	Maria Salas	SO	G	5-6	Chattanooga, Tenn.
22	Pat Bandjlich	JR	F/C	6-1	Bridgewater, N.J.
30	Sherry Smith*	SR	G	5-7	Bethel Springs, Tenn.
33	Patricia Allen^	SR	G/F	5-7	Atlanta, Ga.
40	Eva Lemeh*	SR	G	5-8	Nashville, Tenn.
41	Venetia Jones^	FR	F/C	6-0	Winchester, Tenn.
42	Jennifer McFall*	SO	F/C	6-0	Columbia, Tenn.
43	Cyndi Lindley*	SO	C	6-2	Haleyville, Ala.
44	Holly Hoover*	JR	C	6-4	Ringgold, Ga.

* - primary starter
^ - top-two reserve

1983-84

No.	Name	Cl.	Pos.	Ht.	Hometown
10	Bobbie Kay Hamilton*	SR	G	5-7	Savannah, Tenn.
12	Maria Salas^	JR	G	5-6	Chattanooga, Tenn.
22	Pat Bandjlich	SR	F/C	6-1	Bridgewater, N.J.
25	Kim Webb*	FR	G/F	5-9	La Vergne, Tenn.
30	Janet Ross	FR	G	5-6	Adamsville, Tenn.
33	Kay Willbanks^	FR	F/C	6-4	Ringgold, Ga.
40	Tammy Andrews	FR	G	5-6	Franklin, Tenn.
41	Venetia Jones	JR	F/C	6-0	Winchester, Tenn.
42	Jennifer McFall*	JR	F/C	6-0	Columbia, Tenn.
43	Cyndi Allen^	JR	F/C	6-2	Haleyville, Ala.
44	Holly Hoover*	SR	C	6-4	Ringgold, Ga.

* - primary starter
^ - top-two reserve

1984-85

No.	Name	Cl.	Pos.	Ht.	Hometown
12	Maria Salas	SR	G	5-6	Chattanooga, Tenn.
15	Janet Ross*	SO	G	5-6	Adamsville, Tenn.
24	Cathy McDonald^	FR	G/F	6-1	Tullahoma, Tenn.
25	Kim Webb*	SO	G/F	5-9	La Vergne, Tenn.
32	Alice Lawrence*	FR	G	5-8	Murfreesboro, Tenn.
33	Kay Willbanks*	SO	F/C	6-4	Ringgold, Ga.
40	Sharon Nevils	FR	G/F	6-0	Franklin, Tenn.
42	Jennifer McFall*	SR	F/C	6-0	Columbia, Tenn.
44	Shawnzia Davis^	FR	G/F	6-0	Macon, Ga.

* - primary starter
^ - top-two reserve

1985-86

No.	Name	Cl.	Pos.	Ht.	Hometown
12	Lisa Davis	FR	G	5-5	Nashville, Tenn.
15	Janet Ross*	JR	G	5-6	Adamsville, Tenn.
20	Lori Gross*	SO	G	5-6	Mt. Juliet, Tenn.
22	Lianne Beck	FR	F/G	5-11	Ft. Knox, Ky.
24	Cathy McDonald	SO	G/F	6-1	Tullahoma, Tenn.
25	Kim Webb*	JR	G/F	5-9	La Vergne, Tenn.
30	Amy Jackson	FR	F	6-0	Union City, Tenn.
32	Angie Bartlett	FR	F	5-11	Celina, Tenn.
33	Kay Willbanks*	JR	F/C	6-4	Ringgold, Ga.
40	Sharon Nevils^	SO	G/F	6-0	Franklin, Tenn.
41	Tawanya Mucker*	FR	F	6-0	Macon, Ga.
43	Cyndi Lindley^	SR	F/C	6-2	Haleyville, Tenn.
44	Shawnzia Davis	JR	G/F	6-0	Macon, Ga.

* - primary starter; ^ - top-two reserve

1986-87

No.	Name	Cl.	Pos.	Ht.	Hometown
15	Janet Ross*	SR	G	5-6	Adamsville, Tenn.
22	Lianne Beck*	SO	F/G	5-11	Ft. Knox, Ky.
24	Alice Lawrence*	SO	G	5-8	Murfreesboro, Tenn.
25	Kim Webb*	SR	G/F	5-9	La Vergne, Tenn.
32	Angie Bartlett^	SO	F	5-11	Celina, Tenn.
41	Tawanya Mucker*	SO	F	6-0	Macon, Ga.
43	Christy Scruggs	FR	G	5-6	Murfreesboro, Tenn.
44	Marla Davenport^	FR	C	6-1	Morrisson, Tenn.

* - primary starter
^ - top-two reserve



1987-88

No.	Name	Cl.	Pos.	Ht.	Hometown
10	Kim Collier*	FR	G	5-8	Ten Mile, Tenn.
12	Deborah Bell	FR	F/C	6-0	Ashland City, Tenn.
21	Carla Berry	FR	G	5-6	Decatur, Ala.
22	Lianne Beck*	JR	F/G	5-11	Ft. Knox, Ky.
24	Christy Scruggs^	SO	G	5-6	Murfreesboro, Tenn.
30	Sandy Brown*	JR	G	5-6	Morristown, Tenn.
32	Angie Bartlett	JR	F	5-11	Celina, Tenn.
40	Michelle Galloway	SO	G/F	5-8	Knoxville, Tenn.
41	Tawanya Mucker*	JR	C/F	6-0	Macon, Ga.
42	Stephanie Capley*	FR	F	6-1	Mt. Juliet, Tenn.
44	Marla Davenport	SO	C	6-1	Morrison, Tenn.
50	Julie Harrison^	FR	F	6-0	Buford, Ga.

* - primary starter
^ - top-two reserve

1988-89

No.	Name	Cl.	Pos.	Ht.	Hometown
10	Shana Wright	FR	G	5-9	Kingsport, Tenn.
12	Deborah Bell	SO	F/C	6-0	Ashland City, Tenn.
14	Libby Newton^	FR	G	5-6	Macon, Ga.
22	Lianne Beck*	SR	F/G	5-11	Ft. Knox, Ky.
24	Christy Scruggs*	JR	G	5-6	Murfreesboro, Tenn.
30	Sandy Brown*	SR	G	5-6	Morristown, Tenn.
41	Tawanya Mucker*	SR	C/F	6-0	Macon, Ga.
42	Stephanie Capley*	SO	F	6-1	Mt. Juliet, Tenn.
44	Marla Davenport	JR	C	6-1	Morrison, Tenn.
50	Julie Harrison^	SO	F	6-0	Buford, Ga.

* - primary starter
^ - top-two reserve

1989-90

No.	Name	Cl.	Pos.	Ht.	Hometown
00	Julie Morrison*	FR	G	5-8	Florence, Ky.
10	Shana Wright^	SO	G	5-9	Kingsport, Tenn.
13	Tricia Sisson	FR	G	5-9	Franklin, Tenn.
14	Libby Newton	SO	G	5-6	Macon, Ga.
21	Kristi Brown^	FR	G	5-7	Murfreesboro, Tenn.
22	Angie Mullins	FR	G	5-8	Shelbyville, Tenn.
24	Christy Scruggs*	SR	G	5-6	Murfreesboro, Tenn.
40	Becky Hall*	JR	C	6-4	Lookout Mountain, Ga.
41	Pippa Gipson*	JR	F	5-9	Centerville, Tenn.
42	Stephanie Capley*	JR	F	6-1	Mt. Juliet, Tenn.
44	Marla Davenport	SR	C	6-1	Morrison, Tenn.

* - primary starter
^ - top-two reserve

1990-91

No.	Name	Cl.	Pos.	Ht.	Hometown
00	Julie Morrison*	SO	G	5-8	Florence, Ky.
2	Kasey Cartwright	FR	G	5-8	Shelbyville, Tenn.
10	Shana Wright*	JR	G	5-9	Kingsport, Tenn.
13	Tricia Sisson	SO	G	5-9	Franklin, Tenn.
14	Laurie Hopwood	JR	G	5-5	Madison, Tenn.
21	Kristi Brown^	SO	G	5-7	Murfreesboro, Tenn.
23	Michelle Wayman	JR	C	6-3	Belleville, Ill.
30	Priscilla Robinson*	FR	F	5-11	Chattanooga, Tenn.
40	LaTonya Harris*	JR	F	5-10	Centerville, Ill.
41	Pippa Gipson^	SR	F	5-9	Centerville, Tenn.
42	Stephanie Capley*	SR	F	6-1	Mt. Juliet, Tenn.
44	Maggie Cox	FR	F	6-0	Stanford, Ky.
45	Sherie Harris	JR	C	6-2	Memphis, Tenn.

* - primary starter; ^ - top-two reserve

1991-92

No.	Name	Cl.	Pos.	Ht.	Hometown
00	Julie Morrison	JR	G	5-8	Florence, Ky.
10	Shana Wright*	SR	G	5-8	Kingsport, Tenn.
12	Cherrita Williams^	JR	G	5-9	Memphis, Tenn.
13	Tricia Sisson	JR	G	5-8	Franklin, Tenn.
14	Laurie Hopwood	SR	G	5-3	Madison, Tenn.
21	Kristi Brown^	JR	G	5-8	Murfreesboro, Tenn.
24	Sherry Tucker*	FR	G/F	5-11	Memphis, Tenn.
30	Priscilla Robinson*	SO	F	5-10	Chattanooga, Tenn.
33	Nikki Bonner*	SO	C/F	6-0	Chattanooga, Tenn.
44	Maggie Cox*	SO	G/F	5-11	Stanford, Ky.
45	Sherie Harris	SR	C	6-2	Memphis, Tenn.

* - primary starter
^ - top-two reserve

1992-93

No.	Name	Cl.	Pos.	Ht.	Hometown
00	Julie Morrison*	SR	G	5-8	Florence, Ky.
12	Cherrita Williams*	SR	G/F	5-9	Memphis, Tenn.
13	Tricia Sisson	SR	G	5-8	Franklin, Tenn.
15	Mescha Griffin	JR	G/F	5-9	Watertown, Tenn.
21	Kristi Brown	SR	G	5-8	Murfreesboro, Tenn.
23	Trella Thomas	FR	G	5-5	Dyersburg, Tenn.
24	Sherry Tucker^	SO	G	5-11	Memphis, Tenn.
30	Priscilla Robinson*	JR	F	5-10	Chattanooga, Tenn.
32	Michelle Jackson*	JR	G/F	5-10	Crossville, Tenn.
34	Heather Prater*	FR	G	5-8	Waynesboro, Tenn.
44	Maggie Cox^	JR	G/F	5-11	Stanford, Ky.
55	Melanie Patchen	FR	F	6-0	Lebanon, Tenn.

* - primary starter; ^ - top-two reserve

1993-94

No.	Name	Cl.	Pos.	Ht.	Hometown
12	Mescha Griffin	SR	G/F	5-9	Watertown, Tenn.
21	Kara Hobbs	FR	G	6-1	Bon Aqua, Tenn.
22	Christy Weldon	FR	F	5-10	Murfreesboro, Tenn.
23	Trella Thomas	SO	G	5-5	Dyersburg, Tenn.
24	Sherry Tucker*	JR	G	5-11	Memphis, Tenn.
30	Priscilla Robinson*	SR	F	5-10	Chattanooga, Tenn.
32	Michelle Jackson^	SR	F	5-10	Crossville, Tenn.
33	Jessica Beaty	FR	F	6-0	Crossville, Tenn.
34	Heather Prater*	SO	G	5-8	Waynesboro, Tenn.
43	Clarissa Woodard^	FR	C	6-0	Lyles, Tenn.
44	Maggie Cox*	SR	F	5-11	Hustonville, Ky.
50	Angie Parkinson	FR	C	6-0	Hendersonville, Tenn.
55	Melanie Patchen*	SO	F/C	6-0	Lebanon, Tenn.

* - primary starter; ^ - top-two reserve

1994-95

No.	Name	Cl.	Pos.	Ht.	Hometown
12	Julie Eve	FR	F	6-0	Cleveland, Tenn.
15	Natalie Sneed^	FR	G	5-9	Millington, Tenn.
23	Trella Thomas*	JR	G	5-5	Dyersburg, Tenn.
24	Sherry Tucker*	SR	G	5-11	Memphis, Tenn.
32	Alice Jackson	FR	F	5-10	Paris, Tenn.
33	Jessica Beaty*	SO	F	6-0	Crossville, Tenn.
34	Heather Prater*	JR	G	5-8	Waynesboro, Tenn.
40	Nikki Edwards^	JR	C	5-11	Cincinnati, Ohio
41	Christy Weldon	SO	F	5-10	Murfreesboro, Tenn.
55	Melanie Patchen*	JR	F/C	6-0	Lebanon, Tenn.

* - primary starter
^ - top-two reserve

1995-96

No.	Name	Cl.	Pos.	Ht.	Hometown
5	Natalie Sneed*	SO	G	5-9	Millington, Tenn.
12	Cortney Neely^	FR	G	5-8	Union City, Tenn.
15	Carlita Elder^	FR	G	5-6	Murfreesboro, Tenn.
21	Kara Hobbs	SO	G/F	6-1	Bon Aqua, Tenn.
23	Trella Thomas*	SR	G	5-5	Dyersburg, Tenn.
24	Kim Francis	SR	G	5-7	Murfreesboro, Tenn.
25	Jonelda Buck*	FR	F/C	6-2	Jamesstown, Tenn.
32	Alice Jackson	SO	F	5-10	Paris, Tenn.
33	Jessica Beaty*	JR	F	6-0	Crossville, Tenn.
34	Heather Prater*	SR	G	5-8	Waynesboro, Tenn.
40	Nikki Edwards	SR	C	5-11	Cincinnati, Ohio
52	Amanda Bevis	JR	C	6-1	Waynesboro, Tenn.
55	Melanie Patchen	SR	F/C	6-0	Lebanon, Tenn.

* - primary starter; ^ - top-two reserve

1996-97

No.	Name	Cl.	Pos.	Ht.	Hometown
5	Natalie Sneed*	JR	G	5-9	Millington, Tenn.
12	Cortney Neely*	SO	G	5-6	Union City, Tenn.
20	Jonelda Buck*	SO	C	6-2	Jamesstown, Tenn.
21	Tanika Smith^	JR	G	5-8	Knoxville, Tenn.
24	Kay Francis	FR	G	5-7	Murfreesboro, Tenn.
30	Carlita Elder*	SO	G	5-6	Murfreesboro, Tenn.
32	Alice Jackson	JR	F	5-10	Paris, Tenn.
33	Jessica Beaty*	SR	F	6-0	Crossville, Tenn.
44	Chanda Bowman^	FR	F	6-0	Greenville, Tenn.
52	Amanda Bevis	SR	C	6-1	Waynesboro, Tenn.

* - primary starter
^ - top-two reserve

1997-98

No.	Name	Cl.	Pos.	Ht.	Hometown
5	Natalie Sneed*	SR	G	5-9	Millington, Tenn.
10	Bama Burrell*	JR	F	5-11	Athens, Ala.
12	Cortney Neely*	JR	G	5-6	Troy, Tenn.
15	Kelly Chastain	FR	G	5-11	Lakeland, Fla.
20	Jonelda Buck*	JR	C	6-3	Jamesstown, Tenn.
21	Tanika Smith*	SR	G	5-8	Knoxville, Tenn.
22	Nicole Perkins	FR	G	5-9	Carson, Calif.
24	Kay Francis	SO	G	5-7	Murfreesboro, Tenn.
30	Carlita Elder^	JR	G	5-6	Murfreesboro, Tenn.
50	Cyndi Ainsworth	JR	F	5-9	Spring City, Tenn.
52	Joanne Aluka^	FR	F	5-11	Augusta, Ga.

* - primary starter
^ - top-two reserve

1998-99

No.	Name	Cl.	Pos.	Ht.	Hometown
00	LaShonda Winfree	FR	C	6-3	Gordonsville, Tenn.
3	Erica Lufkin^	FR	G	5-8	Murfreesboro, Tenn.
10	Bama Burrell*	SR	F	5-11	Athens, Ala.
11	Jessica McClure	FR	G	5-6	Paris, Tenn.
12	Cortney Neely*	SR	G	5-6	Troy, Tenn.
15	Kelly Chastain*	SO	G	5-11	Lakeland, Fla.
20	Jonelda Buck*	SR	C	6-3	Jamesstown, Tenn.
22	Nicole Perkins	SO	G	5-9	Carson, Calif.
23	Sedonia Carter	JR	G	5-9	Utica, N.Y.
30	Carlita Elder*	SR	G	5-8	Murfreesboro, Tenn.
35	Jamie Thomatis^	FR	F	5-11	Destrehan, La.
42	Dana Conner	FR	G	6-2	Rives, Tenn.
50	Cyndi Ainsworth	SR	F	5-9	Spring City, Tenn.

* - primary starter
^ - top-two reserve



1999-2000

No.	Name	Cl.	Pos.	Ht.	Hometown
00	LaShonda Winfree	SO	C	6-2	Gordonsville, Tenn.
3	Erica Lufkin*	SO	G	5-8	Murfreesboro, Tenn.
10	Paula Penttila^	FR	G	5-9	Lahti, Finland
11	Jessica McClure*	SO	G	5-6	Paris, Tenn.
13	Mia Parviainen	FR	G	6-1	Helsinki, Finland
15	Kelly Chastain*	JR	G	6-0	Lakeland, Fla.
22	Nicole Perkins	JR	G	5-9	Carson, Calif.
23	Sedonia Carter	SR	G	5-9	Utica, N.Y.
35	Jamie Thomatis*	SO	F	5-11	Destrehan, La.
42	Dana Conner	SO	G	6-2	Rives, Tenn.
44	Chrissy Davenport^	JR	F	6-2	Shelbyville, Tenn.
52	Joanne Aluka*	SO	F	5-11	Augusta, Ga.

* - primary starter
^ - top-two reserve

2000-01

No.	Name	Cl.	Pos.	Ht.	Hometown
3	Kate LaMaster	FR	G	5-8	Basalt, Colo.
5	Keisha McClinic^	FR	G	5-10	Stockbridge, Ga.
10	Paula Penttila*	SO	G	5-9	Lahti, Finland
11	Jessica McClure*	JR	G	5-6	Paris, Tenn.
13	Mia Parviainen	SO	G	6-1	Helsinki, Finland
15	Kelly Chastain*	SR	G	6-0	Lakeland, Fla.
22	Nicole Perkins	SR	G	5-9	Carson, Calif.
23	Michelle Simmons	FR	G	5-6	Memphis, Tenn.
35	Jamie Thomatis*	JR	F	5-11	Destrehan, La.
44	Chrissy Davenport^	JR	F	6-2	Shelbyville, Tenn.
52	Joanne Aluka*	JR	F	5-11	Augusta, Ga.

* - primary starter
^ - top-two reserve

2001-02

No.	Name	Cl.	Pos.	Ht.	Hometown
00	Ciara Gray	FR	G	5-9	La Vergne, Tenn.
5	Keisha McClinic*	SO	G	5-10	Stockbridge, Ga.
10	Paula Penttila*	JR	G	5-9	Lahti, Finland
11	Jessica McClure	SR	G	5-6	Paris, Tenn.
12	Jennifer Justice*	SO	F	5-11	Aiken, S.C.
13	Mia Parviainen	JR	G/F	6-1	Helsinki, Finland
22	Tiffany Fisher^	FR	G	5-10	Jackson, Tenn.
23	Patrice Holmes*	FR	G	5-9	Bishopville, S.C.
24	Cartia Bailey	FR	G	5-8	Fayetteville, Tenn.
32	Eboni Kirby	FR	F	5-10	Tallahassee, Fla.
34	Renee Hall	FR	C	6-2	Charlotte, N.C.
35	Jamie Thomatis*	SR	F	5-11	Destrehan, La.
42	Jessica Schlueter	FR	C	6-3	Cedar Rapids, Iowa
52	Joanne Aluka^	SR	F	5-11	Augusta, Ga.

* - primary starter
^ - top-two reserve

2002-03

No.	Name	Cl.	Pos.	Ht.	Hometown
00	Ciara Gray	SO	G	5-9	La Vergne, Tenn.
5	Keisha McClinic*	JR	G	5-10	Stockbridge, Ga.
10	Paula Penttila*	SR	G	5-9	Lahti, Finland
12	Jennifer Justice^	JR	F	5-11	Aiken, S.C.
13	Mia Parviainen*	SR	G/F	6-1	Helsinki, Finland
21	Tia Stovall*	FR	F	6-0	Winchester, Tenn.
22	Tiffany Fisher	SO	G	5-10	Jackson, Tenn.
23	Patrice Holmes*	SO	G	5-9	Bishopville, S.C.
24	Cartia Bailey	FR	G	5-8	Fayetteville, Tenn.
32	Eboni Kirby^	SO	F	5-10	Tallahassee, Fla.
42	Jessica Schlueter	SO	C	6-3	Cedar Rapids, Iowa

* - primary starter
^ - top-two reserve

2003-04

No.	Name	Cl.	Pos.	Ht.	Hometown
00	Ciara Gray^	JR	G	5-9	La Vergne, Tenn.
2	Jenne Webb	FR	G	5-8	Murfreesboro, Tenn.
4	Krystle Horton*	FR	F	6-2	Murfreesboro, Tenn.
5	Keisha McClinic*	SR	G	5-10	Stockbridge, Ga.
10	Yamil Cordero	SR	G	5-6	Orlando, Fla.
11	Ditte Jakobsen	JR	F/G	6-2	Skovlunde, Denmark
12	Jennifer Justice*	SR	F/G	5-11	Aiken, S.C.
21	Tia Stovall*	SO	F	6-1	Winchester, Tenn.
22	Chrissy Givens^	FR	G	5-10	Monroe, La.
23	Patrice Holmes*	JR	G	5-9	Bishopville, S.C.
24	Cartia Bailey	SO	G	5-8	Fayetteville, Tenn.

* - primary starter
^ - top-two reserve

2004-05

No.	Name	Cl.	Pos.	Ht.	Hometown
00	Ciara Gray^	SR	G	5-9	La Vergne, Tenn.
2	Jenne Webb	SO	G	5-8	Murfreesboro, Tenn.
4	Krystle Horton*	SO	F	6-2	Murfreesboro, Tenn.
10	Sara Nuxol	FR	G	5-8	Winter Springs, Fla.
11	Ditte Jakobsen*	SR	F/G	6-2	Skovlunde, Denmark
12	Starr Orr	FR	G	5-8	Danville, Ala.
14	Latoya Barclay	FR	G	5-5	Harvest, Ala.
21	Tia Stovall*	JR	F	6-1	Estill Springs, Tenn.
22	Chrissy Givens*	SO	G	5-11	Monroe, La.
23	Patrice Holmes*	SR	G	5-9	Bishopville, S.C.
31	Lakira Boyd^	FR	F	6-2	Memphis, Tenn.

* - primary starter
^ - top-two reserve

2005-06

No.	Name	Cl.	Pos.	Ht.	Hometown
1	Monique Martin	SO	G	5-11	Thomson, Ga.
2	Johnna Abney*	FR	PG	5-4	Mt. Vernon, Ky.
3	LaCondra Mason*	FR	G	5-9	Chattanooga, Tenn.
4	Krystle Horton*	JR	F	6-2	Murfreesboro, Tenn.
12	Starr Orr^	SO	G	5-8	Danville, Ala.
14	Latoya Barclay	SO	G	5-4	Harvest, Ala.
21	Tia Stovall*	SR	F	6-1	Estill Springs, Tenn.
22	Chrissy Givens*	JR	G	5-10	Monroe, La.
31	Lakira Boyd^	SO	F	6-2	Memphis, Tenn.
43	Brittany Pittman	FR	F	6-2	Lexington, Ky.

* - primary starter
^ - top-two reserve

2006-07

No.	Name	Cl.	Pos.	Ht.	Hometown
0	Chelsia Lymon^	FR	G	5-5	Georgetown, Ky.
1	Amber Holt*	JR	G	6-0	Duluth, Ga.
2	Johnna Abney*	SO	G	5-4	Mt. Vernon, Ky.
3	LaCondra Mason	SO	G	5-9	Chattanooga, Tenn.
4	Krystle Horton*	SR	F	6-2	Murfreesboro, Tenn.
10	Jackie Pickel^	FR	G	5-10	Cleveland, Tenn.
11	Whitney Tate	JR	G	5-9	Shelbyville, Tenn.
12	Starr Orr*	JR	G	5-8	Danville, Ala.
14	Latoya Barclay	JR	G	5-4	Harvest, Ala.
15	Carden Cobb	SR	F	5-10	Pulaski, Tenn.
21	Brandi Brown	FR	F	6-3	Jamestown, Tenn.
22	Chrissy Givens*	SR	G	5-10	Monroe, La.
23	Angelique Burttis	FR	F	6-0	Conyers, Ga.
31	Lakira Boyd	JR	F	6-2	Memphis, Tenn.

* - primary starter; ^ - top-two reserve

2007-08

No.	Name	Cl.	Pos.	Ht.	Hometown
00	Chelsia Lymon*	SO	G	5-5	Georgetown, Ky.
1	Amber Holt*	SR	G	6-0	Duluth, Ga.
2	Johnna Abney	JR	G	5-4	Mt. Vernon, Ky.
3	Emily Queen*	JR	F	6-1	Ashland, Ky.
10	Jackie Pickel	SO	G	5-10	Cleveland, Tenn.
12	Starr Orr*	SR	G	5-8	Danville, Ala.
14	Latoya Barclay^	SR	G	5-4	Harvest, Ala.
21	Brandi Brown^	SO	F	6-3	Jamestown, Tenn.
22	Morgan Boyd	FR	G	6-1	Olathe, Kan.
23	Angelique Burttis	r-FR	F	6-0	Conyers, Ga.
30	Anne Marie Lanning*	FR	G	5-11	Murfreesboro, Tenn.
32	Alysha Clark	JR	F	5-10	Mt. Juliet, Tenn.

* - primary starter
^ - top-two reserve

2008-09

No.	Name	Cl.	Pos.	Ht.	Hometown
00	Chelsia Lymon*	JR	G	5-5	Georgetown, Ky.
3	Emily Queen*	SO	F	6-1	Ashland, Ky.
10	Jackie Pickel*	JR	G	5-10	Cleveland, Tenn.
20	Tina Stewart	FR	G	5-7	Memphis, Tenn.
21	Brandi Brown*	JR	F	6-3	Jamestown, Tenn.
22	Alysha Clark*	r-JR	F	5-10	Mt. Juliet, Tenn.
23	Abby Andrews	FR	G	5-10	Collinwood, Tenn.
30	Anne Marie Lanning^	SO	G	5-11	Murfreesboro, Tenn.
32	Dana Garrett^	JR	G	5-11	St. George, S.C.
40	Shytoria Davis	JR	F	6-3	Charleston, Mo.
44	Molly McFadden	FR	F	6-1	Sparta, Tenn.

* - primary starter
^ - top-two reserve

2009-10

No.	Name	Cl.	Pos.	Ht.	Hometown
00	Chelsia Lymon*	SR	G	5-5	Georgetown, Ky.
3	Emily Queen	JR	F	6-1	Ashland, Ky.
10	Jackie Pickel*	SR	G	5-10	Cleveland, Tenn.
11	Jamila Ajanaku	FR	G	6-1	Memphis, Tenn.
13	Icelyn Elie	FR	G	6-1	Lebanon, Tenn.
14	Dymon Raynor	FR	F	6-3	La Vergne, Tenn.
20	Tina Stewart	SO	G	5-7	Memphis, Tenn.
21	Brandi Brown*	SR	F	6-3	Jamestown, Tenn.
22	Alysha Clark*	r-SR	F	5-10	Mt. Juliet, Tenn.
30	Kortni Jones^	FR	G	5-9	Oak Ridge, Tenn.
34	Anne Marie Lanning*	JR	G	5-11	Murfreesboro, Tenn.
32	Dana Garrett^	SR	G	5-11	St. George, S.C.
33	Lauren March	FR	F	6-2	Lewisburg, Tenn.
44	Molly McFadden	SO	F	6-1	Sparta, Tenn.

* - primary starter
^ - top-two reserve

2010-11

No.	Name	Cl.	Pos.	Ht.	Hometown
1	Janay Brinkley	FR	G	5-6	Pasadena, Md.
3	Emily Queen	SR	F	6-1	Ashland, Ky.
11	Jamila Ajanaku	SO	G	6-1	Memphis, Tenn.
13	Icelyn Elie*	SO	G	6-1	Lebanon, Tenn.
14	Dymon Raynor	SO	C	6-3	La Vergne, Tenn.
20	Tina Stewart^	JR	G	5-7	Memphis, Tenn.
21	Ebony Rowe*	FR	F	6-1	Lexington, Ky.
23	Lauren March	r-FR	F	6-2	Lewisburg, Tenn.
24	Kortni Jones*	SO	G	5-9	Oak Ridge, Tenn.
30	Anne Marie Lanning*	SR	G	5-11	Murfreesboro, Tenn.
32	Jordyn Luffman*	FR	G/F	6-1	Lawrenceburg, Tenn.
34	Stephanie Myers	FR	C	6-5	La Vergne, Tenn.
44	Molly McFadden	JR	F	6-1	Sparta, Tenn.
50	KeKe Stewart^	FR	C	6-1	Oak Ridge, Tenn.
52	Laken Leonard	FR	G	5-10	Whitleyville, Tenn.

* - primary starter
^ - top-two reserve



2011-12

No.	Name	Cl.	Pos.	Ht.	Hometown
1	Janay Brinkley	SO	G	5-8	Pasadena, Md.
5	Shanice Cason*	FR	G	5-6	Murfreesboro, Tenn.
11	Jamila Ajanaku	JR	G	6-1	Memphis, Tenn.
13	Icelyn Elie*	JR	F	6-1	Lebanon, Tenn.
14	Dymon Raynor	JR	C	6-3	La Vergne, Tenn.
21	Ebony Rowe*	SO	F	6-1	Lexington, Ky.
23	Lauren March^	r-SO	F	6-2	Lewisburg, Tenn.
24	Kortni Jones*	JR	G	5-9	Oak Ridge, Tenn.
34	Stephanie Myers	r-FR	C	6-5	La Vergne, Tenn.
42	KeKe Stewart^	SO	C	6-1	Oak Ridge, Tenn.
44	Molly McFadden	SR	F	6-1	Sparta, Tenn.
52	Laken Leonard*	SO	G	5-10	Whitleyville, Tenn.

* - primary starter
^ - top-two reserve

2012-13

No.	Name	Cl.	Pos.	Ht.	Hometown
2	Janay Brinkley*	Jr.	G	5-8	Pasadena, Md.
5	Shanice Cason^	So.	G	5-6	Murfreesboro, Tenn.
10	Mackenzie Sells	Fr.	G	5-10	Livingston, Tenn.
13	Icelyn Elie*	Sr.	F	6-1	Lebanon, Tenn.
14	Dymon Raynor	Sr.	C	6-3	La Vergne, Tenn.
21	Ebony Rowe*	Jr.	F	6-1	Lexington, Ky.
23	Lauren March	R-Jr.	F	6-2	Lewisburg, Tenn.
24	Kortni Jones*	Sr.	G	5-9	Oak Ridge, Tenn.
31	TiAnna Porter#	So.	F	6-2	Paris, Tenn.
32	Caroline Warden*	Fr.	G	5-7	Gainesboro, Tenn.
34	Stephanie Myers	R-So.	C	6-5	La Vergne, Tenn.
42	KeKe Stewart^	Jr.	C	6-1	Oak Ridge, Tenn.
50	Janiece Johnson	Jr.	C	6-7	Washington, D.C.
52	Laken Leonard	Jr.	G	5-10	Whitleyville, Tenn.

* - primary starter; ^ - top-two reserve; # - sat out due to transfer rules

2013-14

No.	Name	Cl.	Pos.	Ht.	Hometown
2	Janay Brinkley	Sr.	G	5-8	Pasadena, Md.
3	Ty Petty	Fr.	G	5-7	Murfreesboro, Tenn.
5	Shanice Gason*	Jr.	G	5-6	Murfreesboro, Tenn.
10	Mackenzie Sells	Fr.	G	5-10	Livingston, Tenn.
11	Cheyenne Parker#	Sr.	F	6-4	Queens, N.Y.
21	Ebony Rowe*	Sr.	F	6-1	Lexington, Ky.
23	Lauren March	R-Sr.	F	6-2	Lewisburg, Tenn.
24	China Dow^	Fr.	G	5-8	Louisville, Ky.
30	Caya Williams	Fr.	F	6-1	Mt. Juliet, Tenn.
32	Caroline Warden^	So.	G	5-7	Gainesboro, Tenn.
34	Olivia Jones*	Fr.	G/F	5-10	Murfreesboro, Tenn.
42	KeKe Stewart*	Sr.	C	6-1	Oak Ridge, Tenn.
44	Shy Copney	Fr.	G	5-9	Johnson City, Tenn.
50	Janiece Johnson	Sr.	C	6-7	Washington, D.C.
52	Laken Leonard*	Sr.	G	5-10	Whitleyville, Tenn.

* - primary starter; ^ - top-two reserve; # - sat out due to transfer rules

2014-15

No.	Name	Cl.	Pos.	Ht.	Hometown
2	Hannah Preservati	R-Fr.	G	5-8	Princeton, W. Va.
3	Abbey Sissom	Fr.	G	5-8	Woodbury, Tenn.
5	Shanice Cason*	Sr.	G	5-6	Murfreesboro, Tenn.
10	Mackenzie Sells	Jr.	G	5-10	Livingston, Tenn.
11	Cheyenne Parker*	Sr.	F	6-4	Queens, N.Y.
12	Brea Edwards*	Jr.	G/F	5-10	Rockford, Ill.
20	Ty Petty*	So.	G	5-7	Murfreesboro, Tenn.
22	Rebecca Reuter^	Fr.	F	6-2	Cleveland, Tenn.
23	Gabby Lyon	Fr.	F	6-0	Johnson City, Tenn.
24	China Dow^	So.	G	5-8	Louisville, Ky.
30	Caya Williams	So.	F	6-1	Mt. Juliet, Tenn.
31	TiAnna Porter	R-Jr.	F	6-2	Paris, Tenn.
32	Caroline Warden	Jr.	G	5-7	Gainesboro, Tenn.
34	Olivia Jones*	So.	G/F	5-10	Murfreesboro, Tenn.

* - primary starter; ^ - top-two reserve

2015-16

No.	Name	Cl.	Pos.	Ht.	Hometown
00	Alex Johnson*	Fr.	F	6-0	Murfreesboro, Tenn.
5	Abbey Sissom*	So.	G	5-8	Woodbury, Tenn.
11	Jess Louro	Fr.	G	5-10	Wall, N.J.
12	Brea Edwards*	Sr.	G/F	5-10	Rockford, Ill.
13	Jordan Majors	Fr.	F	6-0	Nashville, Tenn.
14	Katie Collier	Fr.	G	5-9	Knoxville, Tenn.
20	Ty Petty*	Jr.	G	5-7	Murfreesboro, Tenn.
22	Alex Smith	Fr.	F	6-4	Bronx, N.Y.
23	Gabby Lyon*	So.	F	6-0	Johnson City, Tenn.
24	Rebecca Reuter^	So.	F	6-2	Cleveland, Tenn.
31	TiAnna Porter^	R-Sr.	F	6-2	Paris, Tenn.
32	Caroline Warden	Jr.	G	5-7	Gainesboro, Tenn.
34	Olivia Jones	Jr.	G/F	5-10	Murfreesboro, Tenn.

* - primary starter; ^ - top-two reserve

2016-17

No.	Name	Cl.	Pos.	Ht.	Hometown
00	Alex Johnson*	So.	F	6-0	Murfreesboro, Tenn.
3	Kyla Allison^	Fr.	G	6-0	Orlando, Fla.
5	Abbey Sissom*	Jr.	G	5-8	Woodbury, Tenn.
10	Shayla Middlebrooks	Fr.	G	5-8	Elyria, Ohio
12	Jess Louro*	So.	G	5-10	Wall, N.J.
13	Jordan Majors	So.	F	6-0	Nashville, Tenn.
14	Katie Collier	So.	G	5-9	Knoxville, Tenn.
20	Ty Petty*	Sr.	G	5-7	Murfreesboro, Tenn.
23	Gabby Lyon^	Jr.	F	6-0	Johnson City, Tenn.
24	Rebecca Reuter*	Jr.	F	6-2	Cleveland, Tenn.
35	Charity Savage	Fr.	F	6-0	Memphis, Tenn.

* - primary starter; ^ - top-two reserve

2017-18

No.	Name	Cl.	Pos.	Ht.	Hometown
00	Alex Johnson*	Jr.	F	6-0	Murfreesboro, Tenn.
3	Kyla Allison	So.	G	6-0	Orlando, Fla.
5	Abbey Sissom*	Sr.	G	5-8	Woodbury, Tenn.
11	Jadona Davis	Fr.	C	6-5	Buckatunna, Miss.
12	Jess Louro*	Jr.	G	5-10	Wall, N.J.
13	Jordan Majors	So.	F	6-0	Nashville, Tenn.
14	Katie Collier*	Jr.	G	5-9	Knoxville, Tenn.
15	Anna Jones^	Fr.	G	6-1	Jackson, Tenn.
21	LaSonja Edwards	Jr.	F	6-1	Fort Pierce, Fla.
23	Gabby Lyon^	Sr.	F	6-0	Johnson City, Tenn.
24	Rebecca Reuter*	Sr.	F	6-2	Cleveland, Tenn.
35	Charity Savage	So.	F	6-0	Memphis, Tenn.
43	Kara Meadows	Fr.	C	6-4	Clarkrange, Tenn.

* - primary starter; ^ - top-two reserve

2018-19

No.	Name	Cl.	Pos.	Ht.	Hometown
00	Alex Johnson*	Sr.	F	6-0	Murfreesboro, Tenn.
1	A'Queen Hayes*	Sr.	G	5-8	Horn Lake, Miss.
2	Taylor Sutton*	Fr.	G	5-4	Atlanta, Ga.
3	Kyla Allison	Jr.	G	6-0	Orlando, Fla.
11	Jadona Davis	So.	C	6-5	Buckatunna, Miss.
12	Jess Louro*	Sr.	G	5-10	Wall, N.J.
13	Jordan Majors^	r-Jr.	F	6-0	Nashville, Tenn.
14	Katie Collier^	Sr.	G	5-9	Knoxville, Tenn.
15	Anna Jones*	So.	G	6-1	Jackson, Tenn.
21	LaSonja Edwards	Sr.	F	6-1	Fort Pierce, Fla.
23	Alexis Whittington^	Fr.	G	5-11	Murfreesboro, Tenn.
24	Amanda Whittington	Fr.	G	5-10	Murfreesboro, Tenn.
34	Mykia Dowdell	Fr.	F	5-9	Oak Ridge, Tenn.
35	Charity Savage	Jr.	F	6-0	Memphis, Tenn.

* - primary starter; ^ - top-two reserve

2019-20

No.	Name	Cl.	Pos.	Ht.	Hometown
1	Anastasia Hayes*	r-So.	G	5-7	Murfreesboro, Tenn.
2	Taylor Sutton*	So.	G	5-4	Atlanta, Ga.
3	Taylor Lewis	Fr.	G/F	5-10	Columbia, S.C.
5	Kiya Turner	Fr.	G	5-6	Ponte Vedra, Fla.
11	Aislynn Hayes*	Fr.	G	5-6	Murfreesboro, Tenn.
23	Alexis Whittington^	So.	G	5-11	Murfreesboro, Tenn.
24	Amanda Whittington	So.	G	5-10	Murfreesboro, Tenn.
30	Rellah Boothe^	r-So.	F	6-3	Ocala, Fla.
33	Courtney Whitson*	Fr.	F	6-0	Kingsport, Tenn.
35	Charity Savage*	Sr.	F	6-0	Memphis, Tenn.

* - primary starter; ^ - top-two reserve

2020-21

No.	Name	Cl.	Pos.	Ht.	Hometown
1	Anastasia Hayes*	Jr.	G	5-7	Murfreesboro, Tenn.
3	Taylor Lewis	So.	G	5-10	Columbia, S.C.
11	Aislynn Hayes*	So.	G	5-6	Murfreesboro, Tenn.
12	Jada Grannum	Fr.	F	6-3	Mississauga, Ontario
15	Anabel Latorre	Fr.	F	6-3	Zaragoza, Spain
23	Alexis Whittington*	Jr.	G	5-11	Murfreesboro, Tenn.
24	Amanda Whittington	Jr.	G	5-11	Murfreesboro, Tenn.
30	Rellah Boothe^	Jr.	F	6-3	Ocala, Fla.
31	Deja Cage*	Sr.	G	5-8	Chicago, Ill.
32	Ksenia "Susha" Kozlova^	Fr.	F	6-4	Moscow, Russia
33	Courtney Whitson*	So.	F	6-0	Kingsport, Tenn.

* - primary starter; ^ - top-two reserve

CONFERENCE CHAMPIONSHIPS

REGULAR SEASON TITLES (19)

Ohio Valley Conference (11)

1979-80	1982-83	1983-84	1984-85
1985-86	1986-87	1987-88	1988-89
1994-95	1995-96	1997-98	

Sun Belt Conference (7)

2003-04	2006-07	2008-09	2009-10
2010-11	2011-12	2012-13	

Conference USA (1)

2013-14

TOURNAMENT TITLES (16)

Ohio Valley Conference (6)

1982-83	1983-84	1984-85	1985-86
1987-88	1997-98		

Sun Belt Conference (7)

2003-04	2004-05	2005-06	2006-07
2008-09	2009-10	2012-13	

Conference USA (3)

2013-14	2015-16	2020-21
---------	---------	---------



All-Time Stats

Name	Year(s)	GP-GS	MIN	FGM/FGA	FG %	3FGM/A	3FG %	FTM-FTA	FT %	OR-DR-Total	Avg.	A	TO	B	S	PTS	PPG
ABNEY, Johnna	2005-08	82-77	1828	163-404	.403	139-354	.393	40-49	.816	27-75-102	1.2	129	127	1	93	505	6.2
AINSWORTH, Cyndi	1997-99	53-1	665	55-139	.396	1-1	1.000	49-86	.570	65-83-148	2.8	47	78	1	47	160	3.0
AJANAKU, Jamila	2009-12	38-2	191	17-56	.304	0-7	.000	1-8	.125	4-19-23	0.6	10	26	2	5	35	0.9
ALLEN/LINDLEY, Cyndi	1981-84, 86	115-70	2795	312-722	.432			199-339	.587	633	5.5	83	244	50	72	823	7.2
ALLEN, Patricia	1981-83	47-2	481	76-170	.447			29-57	.509	82	1.7	18	33	3	37	181	3.9
ALLISON, Kyla	2016-18	58-20	611	60-146	.411	24-77	.312	38-51	.745	17-66-83	1.4	45	50	2	10	182	3.1
ALUKA, Joanne	1997-98, 99-02	112-75	2486	429-861	.498	1-4	.250	231-403	.573	284-360-644	5.8	95	239	20	88	1090	9.7
AMOS, Patrice	1976-78	52		239-450	.531			116-217	.535	524	10.1	33	139			594	11.4
ANDERSON, Susie	1975-76	10		15-24	.625			7-8	.875	21	2.1	1	6			37	3.7
ANDREWS, Abby	2008-09	2-0	4	0-1	.000	0-0	.000	0-0	.000	1-0-1	0.5	0	1	0	0	0	0.0
ANDREWS, Tammy	1983-84	5-0	16	0-2	.000			1-2	.500	2	0.4	1	3	0	0	1	0.2
ANGUS, Bonnie	1975-77	33		157-336	.467			24-43	.558	121	3.7	51	36			338	10.2
ARMSTRONG, Sharon	1975-77	29		43-113	.381			23-46	.500	49	1.7	14	28			109	3.8
BAILEY, Cartia	2001-04	37-3	390	35-94	.372	9-34	.265	14-21	.667	15-38-53	1.4	19	44	4	18	93	2.5
BAILEY, Robbie	1977-78	2		0-2	.000			0-0	.000	0	0.0	0	0			0	0.0
BAKER, Robin	1979-81	50-5	330	49-125	.392			26-37	.703	74	1.5	19	38	4	7	124	2.5
BANDJLICH, Pat	1980-84	100-4	1029	95-278	.342			92-143	.643	263	2.6	24	115	7	26	282	2.8
BARCLAY, Latoya	2004-08	114-6	1466	119-319	.373	46-154	.299	56-73	.767	62-68-130	1.1	103	129	6	79	340	3.0
BARTLETT, Angie	1985-88	46-0	360	38-97	.392	0-0	.000	21-30	.700	22-41-73	1.6	15	20	4	7	97	2.1
BEACHBOARD, Sherri	1975-76	4		2-6	.333			1-2	.500	7	1.8	0	2			5	1.3
BEATY, Jessica	1993-97	91-80	2514	314-831	.378	140-425	.329	288-373	.772	204-422-626	6.9	122	180	7	115	1056	11.6
BECK, Lianne	1985-89	111-81	2765	409-834	.490	3-10	.300	147-189	.778	128-246-414	3.7	334	243	11	113	968	8.7
BELL, Deborah	1987-89	48-2	508	53-137	.387	0-0	.000	30-47	.638	49-70-119	2.5	35	35	18	14	136	2.8
BERRY, Carla	1987-88	12-0	58	7-15	.467	0-2	.000	4-10	.400	5-3-8	0.7	1	7	0	2	18	1.5
BEVIS, Amanda	1995-97	55-2	624	70-175	.400	5-27	.185	46-85	.541	39-74-113	2.1	18	68	9	12	191	3.5
BILES, Barbara	1975-77	26		56-120	.467			17-28	.607	116	4.5	8	23			129	5.0
BOLEN, Nancy	1976-79	38		16-62	.258			6-12	.500	23	0.6	16	30			38	1.0
BONNER, Nikki	1991-92	28-25	726	139-294	.473	0-1	.000	57-103	.553	116-106-222	7.9	14	46	4	30	335	12.0
BOOTHE, Rellah	2019-21	25-3	263	52-110	.473	9-27	.333	14-24	.583	30-52-82	3.3	7	14	6	5	127	5.1
BOWMAN, Chanda	1996-97	27-3	415	46-89	.517	0-0	.000	27-40	.675	25-51-76	2.8	21	41	4	10	119	4.4
BOYD, Lakira	2004-07	94-14	1384	102-242	.421	3-20	.150	73-92	.793	94-140-234	2.5	49	102	17	38	280	3.0
BOYD, Morgan	2007-08	1-0	4	1-3	.333	0-2	.000	1-2	.500	1-1-2	2.0	0	0	0	0	3	3.0
BRINKLEY, Janay	2010-14	106-13	921	48-195	.246	22-98	.224	16-36	.444	28-54-82	0.8	56	69	1	29	134	1.3
BROWN, Brandi	2006-10	125-78	3333	446-1025	.435	257-658	.391	87-107	.813	95-292-387	3.1	263	197	103	105	1236	9.9
BROWN, Kristi	1989-93	106-19	2079	278-777	.358	206-579	.356	145-190	.763	69-190-259	2.4	212	198	9	127	907	8.6
BROWN, Sandy	1987-89	57-57	1918	308-724	.425	166-408	.407	98-131	.748	61-184-245	4.3	257	172	8	98	880	15.4
BUCK, Jonelda	1995-99	118-109	2748	523-993	.527	29-80	.363	148-195	.759	149-374-523	4.4	84	214	105	54	1223	10.4
BURRELL, Bama	1997-99	57-55	1481	263-502	.524	4-14	.286	120-162	.741	136-179-315	5.5	65	101	10	125	650	11.4
BURTS, Angelique	2007-08	21-1	200	19-40	.475	3-7	.429	10-17	.588	25-31-56	2.7	6	14	8	17	51	2.4
CAGE, Deja	2020-21	25-23	854	97-253	.383	56-174	.322	16-28	.571	26-99-125	5.0	35	29	12	19	266	10.6
CANTRELL, Tina	1989-90	2-0	3	0-0	.000	0-0	.000	0-0	.000	1-1-2	1.0	0	0	0	0	0	0.0
CAPLEY, Stephanie	1987-91	113-107	3319	578-1236	.468	28-91	.308	280-371	.755	336-434-770	6.8	208	231	65	114	1464	13.0
CARTER, Karen	1976-78	52		250-568	.440			87-120	.725	322	6.2	78	172			587	11.3
CARTER, Linda	1976-78	50		65-168	.387			56-75	.747	96	1.9	94	114			186	3.7
CARTER, Sedonia	1998-00	28-1	141	11-26	.423	2-3	.667	6-15	.400	10-9-19	0.7	14	13	1	7	30	1.1
CARTWRIGHT, Kasey	1990-91	13-0	38	6-17	.353	6-16	.375	5-6	.833	2-3-5	0.4	1	3	0	2	23	1.8
CASON, Shanice	2011-15	134-114	3834	234-764	.306	83-323	.257	237-386	.614	124-360-484	3.6	416	290	13	242	788	5.9
CHANDLEY, Vikki	1975-76	11		17-29	.586			3-11	.273	24	2.2	6	21			37	3.4
CHASTAIN, Kelly	1997-01	115-80	2961	343-898	.382	129-395	.327	179-246	.728	120-300-420	3.7	194	179	115	199	994	8.6
CLARK, Alysha	2008-10	63-63	2188	649-1063	.611	29-82	.354	429-547	.784	317-354-671	10.7	171	226	40	143	1756	27.9
COBB, Carden	2006-07	14-0	41	1-7	.143	0-0	.000	1-1	1.000	5-3-8	0.6	1	3	0	1	3	0.2
COKER, Sherry	1975-76	18		30-69	.435			17-31	.548	40	2.2	41	34			77	4.3
COLEMAN, Ester	1979-81	57-26	872	371-773	.480			162-218	.743	443	7.8	112	207	7	41	904	15.9
COLLER, Katie	2015-19	110-28	1536	37-192	.193	21-109	.193	60-94	.638	36-106-142	1.3	94	91	1	38	155	1.4
COLLIER, Kim	1987-88	30-27	888	51-147	.347	6-18	.333	62-110	.564	28-68-96	3.2	113	102	1	63	170	5.7
CONNOR, Dana	1998-00	36-0	203	22-58	.379	2-10	.200	21-30	.700	13-20-33	0.9	10	26	1	6	67	1.9
COPNEY, Shy	2013-14	7-0	17	3-5	.600	1-1	1.000	0-0	.000	0-4-4	0.6	1	4	1	1	7	1.0
CORDERO, Yamil	2003-04	7-1	41	3-7	.429	1-4	.250	1-2	.500	1-3-4	0.6	3	1	0	0	8	1.1
COX, Maggie	1990-94	108-58	2299	285-624	.457	0-2	.000	266-415	.641	132-298-430	4.0	193	202	24	86	836	7.7
DAVENPORT, Chrissy	1999-01	59-16	1119	116-235	.494	0-1	.000	125-175	.714	116-169-285	4.8	53	92	17	27	357	6.1
DAVENPORT, Marla	1986-90	64-1	373	17-42	.405	0-0	.000	29-42	.690	30-64-94	1.5	7	26	8	10	63	1.0
DAVIS, Jadona	2017-19	19-0	87	13-40	.325	3-7	.429	9-11	.818	3-7-10	0.5	1	12	6	3	38	2.0
DAVIS, Lisa	1985-86	26-7	276	53-126	.421			18-25	.720	43	1.7	30	46	0	29	124	4.8
DAVIS, Shawnzia	1984-86	48-0	536	46-118	.390			33-61	.541	112	2.3	6	20	4	14	125	2.6
DAVIS, Shytoria	2008-10	21-0	78	16-31	.516	0-0	.000	0-2	.000	9-15-24	1.1	2	9	10	4	32	1.5
DEAN, Veronica	1987-88	2-0	2	0-1	.000	0-0	.000	0-0	.000	1-0-1	0.5	1	0	0	0	0	0.0
DOW, China	2013-15	68-22	934	107-274	.391	33-123	.268	97-152	.638	75-106-181	2.7	90	83	9	62	344	5.1
DOWDELL, Mykia	2018-19	12-0	48	1-7	.143	1-2	.500	3-6	.500	5-4-9	0.8	2	6	1	3	6	0.5
DUFF, Pam	1978-79	26		32-77	.416			15-35	.429	86	3.3	71	80			79	3.0
DYE, Lindi	1979-81	62-26	717	131-278	.471			103-135	.763	235	3.8	24	75	15	20	365	5.9
EDMONDSON, Heather	1995-96	6-0	18	1-4	.250	0-0	.000	6-6	1.000	3-1-4	0.7	2	1	0	2	8	1.3
EDWARDS, Brea	2014-16	67-53	2037	254-609	.417	156-405	.385	181-226	.801	110-320-430	6.4	67	77	1	74	845	12.6
EDWARDS, LaSonja	2017-19	43-1	188	34-62	.548	0-0	.000	7-24	.292	22-23-45	1.0	6	33	12	12	75	1.7
EDWARDS, Nikki	1994-96	58-4	722	75-151	.497	0-1	.000	49-95	.516	76-93-169	2.9	10	64	14	32	199	3.4
ELDER, Carlita	1995-99	113-65	2511	366-854	.429	63-197	.320	270-397	.680	242-313-555	4.9	186	267	9	150	1065	9.4
ELIE, Icelyn	2009-13	116-88	3055	508-1058	.480	52-157	.331	215-287	.749	300-400-700	6.0	123	280	68	138	1283	11.1
ERICKSON, Courtney	1979-81	11-0	15	1-8	.125			1-3	.333	9	0.8	0	5	0	1	3	0.3
EVE, Julie	1994-96	29-0	293	17-71	.23												



Name	Year(s)	GP-GS	MIN	FGM-FGA	FG %	3FGM-A	3FG %	FTM-FTA	FT %	OR-DR-Total	Avg.	A	TO	B	S	PTS	PPG
GIVENS, Chrissy	2003-07	125-98	3946	740-1524	.486	73-229	.319	362-488	.742	193-499-692	5.5	436	416	23	290	1915	15.3
GRANNUM, Jada	2020-pres.	7-0	31	1-9	.111	0-0	.000	5-8	.625	6-6-12	1.7	0	1	2	2	7	1.0
GRAY, Ciara	2001-05	85-23	1391	118-306	.386	44-161	.273	43-66	.652	36-95-131	1.5	79	115	9	75	323	3.8
GREEN, Kay	1975-77	31		37-88	.420			22-38	.579	59	1.9	3	35			96	3.1
GRIFFIN, Mescha	1992-94	46-2	478	25-59	.424	4-15	.267	22-42	.524	32-37-69	1.5	46	38	6	22	76	1.7
GROSS, Lori	1985-86	27-27	680	56-166	.337			77-101	.762	93	3.4	136	123	2	45	189	7.0
HALL, Becky	1989-90	20-18	483	82-212	.387	0-0	.000	33-58	.569	34-49-83	4.2	17	53	8	5	197	9.8
HALL, Phyllis	1986-87	1-0	4	0-0	.000	0-0	.000	0-0	.000	1-0-1	1.0	0	0	0	0	0	0.0
HALL, Renee	2001-02	23-0	178	30-57	.526	0-1	.000	7-15	.467	12-22-34	1.5	3	16	2	2	67	2.9
HAMILTON, Bobbie Kay	1980-84	69-21	927	47-114	.412			40-77	.519	58	0.8	92	117	1	31	134	1.9
HANNAH, Liz	1976-78	52		396-891	.444			67-86	.779	152	2.9	135	174			859	16.5
HARDCASTLE, Betty	1975-76	14		21-87	.241			20-35	.571	69	4.9	9	28			62	4.4
HARRIS, LaTonya	1990-91	21-0	112	19-39	.487	0-0	.000	11-19	.579	8-16-24	1.1	1	12	1	0	49	2.3
HARRIS, Sherie	1990-92	34-19	589	105-240	.438	0-0	.000	49-72	.681	42-100-142	4.2	18	64	28	15	254	7.5
HARRISON, Julie	1987-89	55-6	816	94-181	.519	0-0	.000	38-59	.644	62-148-180	3.3	31	53	3	11	226	4.1
HAYES, Anastasia	2019-21	54-54	2037	428-983	.435	42-175	.240	307-486	.632	70-239-309	5.7	255	222	10	123	1205	22.3
HAYES, Aislynn	2019-21	51-48	1925	228-609	.374	105-336	.313	157-261	.602	45-219-264	5.2	168	148	6	66	718	14.1
HAYES, A'Queen	20018-19	34-31	1185	211-453	.466	18-39	.462	91-145	.628	94-170-264	7.8	101	80	14	43	531	15.6
HENDRIX, Robin	1980-82	45-44	1492	285-594	.480			226-327	.691	620	13.8	29	155	26	53	796	17.7
HOBBS, Kara	1993-94, 95-9649-3	416		37-97	.381	1-17	.059	26-45	.578	33-60-93	1.9	50	62	9	21	101	2.1
HOFFMAN, Shelly	1975-78	49		36-81	.444			21-40	.525	74	1.5	25	40			93	1.9
HOLMES, Patrice	2001-05	124-124	4189	725-1576	.460	177-576	.307	264-334	.790	210-540-750	6.0	457	423	75	338	1891	15.3
HOLT, Amber	2006-08	68-68	2297	558-1123	.497	35-123	.285	346-443	.781	225-263-488	7.2	172	136	24	172	1497	22.0
HOOVER, Holly	1981-84	84-82	2334	436-918	.475			309-464	.666	750	8.9	41	204	173	77	1181	14.1
HOPWOOD, Laurie	1990-92	23-0	113	8-23	.348	2-2	1.000	21-28	.750	2-10-12	0.5	16	17	1	4	39	1.7
HORTON, Krystle	2003-07	129-112	3785	631-1165	.542	4-20	.200	257-394	.652	368-378-746	5.8	171	325	51	207	1523	11.8
HOWARD, Cassandra	1980-81	29-26	816	176-356	.494			61-80	.763	116	4.0	39	89	3	44	413	14.2
JACKSON, Alice	1994-97	65-0	335	28-82	.341	11-33	.333	21-36	.583	22-39-61	0.9	19	20	6	30	88	1.4
JACKSON, Amy	1985-86	12-0	37	0-4	.000			8-8	1.000	13	1.1	0	4	4	0	8	0.7
JACKSON, Michelle	1992-94	35-35	986	179-375	.477	10-34	.294	82-111	.739	98-96-194	5.5	54	62	12	73	450	12.9
JAKOBSEN, Ditte	2003-05	60-18	929	48-144	.333	18-75	.240	28-33	.848	23-78-101	1.7	74	77	7	40	142	2.4
JOHNSON, Alex	2015-19	121-116	3516	671-1271	.528	58-162	.358	472-620	.761	201-345-546	4.5	177	285	96	119	1872	15.5
JOHNSON, Janiece	2012-14	35-0	103	27-53	.509	0-0	.000	8-21	.381	21-25-46	1.3	3	30	4	4	62	1.8
JOHNSON, Stephanie	1975-77	41		179-406	.441			36-58	.621	207	5.0	76	85			394	9.6
JONES, Anna	2017-19	65-36	1589	141-409	.345	75-267	.281	56-74	.757	40-170-210	3.2	76	05	22	65	413	6.4
JONES, Kortni	2009-13	127-93	3835	464-1256	.369	259-767	.338	203-270	.752	59-249-308	2.4	483	382	27	198	1390	10.9
JONES, Olivia	2013-16	68-66	2372	352-910	.387	109-410	.266	147-254	.579	190-335-525	7.7	130	147	8	176	960	14.1
JONES, Venetia	1981-84	40-5	543	75-190	.395			25-51	.490	152	3.8	11	34	18	14	175	4.4
JUSTICE, Jennifer	2001-04	87-57	2001	281-613	.458	11-53	.208	84-118	.712	101-211-312	3.6	128	165	58	86	657	7.6
JUSTICE, Lisa	1979-80	33		161-350	.460			53-87	.609	198	6.0	46	89			375	11.4
KIRBY, Eboni	2001-03	41-13	606	122-214	.570	6-13	.462	58-82	.707	52-74-126	3.1	28	51	4	30	308	7.5
KOZLOVA, Susha	2020-pres.	20-3	182	18-39	.462	0-0	.000	6-10	.600	21-25-46	2.3	2	6	2	3	42	2.1
LAMASTER, Kate	2000-01	5-0	12	1-4	.250	0-2	.000	0-0	.000	0-1-1	0.2	0	1	0	0	2	0.4
LANCE, Carol	1975-78	63		62-166	.373			26-75	.347	304	4.8	22	64			150	2.4
LANNING, Anne Marie	2007-11	129-94	3894	381-876	.435	234-578	.420	178-221	.805	124-232-356	2.8	376	225	19	139	1183	9.2
LATORRE, Anabel	2020-pres.	1-0	2	0-2	.000	0-0	.000	0-0	.000	1-1-2	2.0	0	0	0	0	0	0.0
LAWRENCE, Alice	1984-85, 86-87	52-43	1665	347-709	.489	1-4	.250	167-239	.699	57-74-274	5.3	165	136	5	133	862	16.6
LEMEH, Eva	1981-83	56-42	1337	294-618	.476			110-146	.753	181	3.2	93	97	6	126	698	12.5
LEONARD, Laken	2010-14	110-52	2659	176-532	.331	106-345	.307	98-153	.641	94-217-311	2.8	101	131	8	89	556	5.1
LEWIS, Taylor	2019-21	23-0	139	5-24	.208	1-11	.091	7-10	.700	15-18-33	1.4	2	5	11	3	18	0.8
LIGGETT, Lynn	1975-76	7		3-9	.333			4-5	.800	7	1.0	10	7			10	1.4
LOCKER, Shely	1997-98	10-0	59	7-11	.636	0-0	.000	6-9	.667	2-3-5	0.5	1	3	0	2	20	2.0
LOURO, Jess	2015-19	110-80	2743	198-592	.334	150-483	.311	58-79	.734	93-392-485	4.4	121	108	22	147	604	5.5
LUFFMAN, Jordyn	2010-11	30-19	710	52-155	.335	37-106	.349	19-21	.905	42-68-110	3.7	21	27	4	44	160	5.3
LUFKIN, Erica	1998-2000	50-21	1170	152-415	.366	79-218	.362	63-81	.778	40-73-113	2.3	151	165	6	37	446	8.9
LYMON, Chelsia	2006-10	124-84	3379	349-906	.385	196-553	.354	167-218	.766	112-242-354	2.9	339	257	4	297	1061	8.6
LYON, Gabby	2014-18	127-64	2846	215-371	.580	10-24	.417	96-169	.568	249-293-542	4.3	122	168	51	160	536	4.2
MAJORS, Jordan	2015-19	74-3	867	90-169	.533	0-9	.000	44-73	.603	103-104-207	2.8	39	51	32	31	224	3.0
MARCH, Lauren	2010-14	104-18	843	75-206	.364	16-63	.254	26-40	.650	70-109-179	1.7	21	45	21	29	192	1.8
MARTIN, Monique	2005-06	30-4	246	61-157	.389	12-36	.333	22-41	.537	19-27-46	1.5	10	24	3	19	156	5.2
MASON, LaCondra	2005-07	39-23	656	67-157	.427	37-86	.430	9-15	.600	23-45-68	1.7	58	36	9	39	180	4.6
McCLANAHAN, Sharon	1975-79	97		608-1263	.481			248-410	.605	749	7.7	54	162			1464	15.1
McCLINIC, Keisha	2000-04	120-80	3241	325-843	.386	97-332	.292	162-225	.720	203-390-593	4.9	197	262	10	246	909	7.6
McCLURE, Jessica	1998-2002	113-50	2442	200-476	.420	9-32	.281	173-253	.684	68-272-340	3.0	394	349	23	213	582	5.2
McCULLOCH, Sharon	1975-76	1		0-0	.000			1-2	.500	1	1.0	0	0			1	1.0
McDONALD, Cathy	1984-86	54-0	797	66-168	.393			4-11	.364	125	2.3	117	97	28	22	136	2.5
McDONALD, Lee	1986-87	2															



All-Time Stats

Name	Year(s)	GP-GS	MIN	FGM-FGA	FG %	3FGM-A	3FG %	FTM-FTA	FT %	OR-DR-Total	Avg.	A	TO	B	S	PTS	PPG
PARKINSON, Angie	1993-94	11-0	25	3-6	.500	0-0	.000	9-10	.900	1-3-4	0.4	0	2	0	1	15	1.4
PARVIAINEN, Mia	1999-03	107-49	1864	187-458	.408	71-201	.353	44-62	.710	78-184-262	2.5	99	158	41	47	489	4.6
PATCHEN, Melanie	1992-96	93-32	1160	104-223	.466	0-2	.000	90-155	.581	85-144-229	2.5	26	63	0	26	299	3.2
PENTTILA, Paula	1999-03	118-86	3388	248-669	.371	100-332	.301	132-188	.702	50-196-246	2.1	297	273	13	114	728	6.2
PERKINS, Nicole	1997-01	81-1	482	65-177	.367	23-85	.271	40-57	.702	27-55-82	1.0	34	48	2	30	193	2.4
PERRY, Linda	1978-79	25		62-171	.363			47-83	.566	77	3.6	38	85			171	6.8
PETTY, Ty	2013-17	126-98	3660	503-1230	.409	171-515	.332	276-353	.782	59-296-355	2.8	540	386	11	198	1453	11.5
PICKEL, Jackie	2006-10	132-64	3023	366-1010	.362	248-761	.326	42-66	.636	89-165-254	1.9	194	162	8	188	1022	7.7
PITTMAN, Brittany	2005-06	17-0	98	7-19	.368	0-0	.000	4-13	.308	9-13-22	1.3	5	6	11	7	18	1.1
POLK, Celissa	1978-80	44		28-62	.452			12-18	.667	57	1.3	13	33			68	1.5
POOL, Emily	1996-97	1-0	1	0-0	.000	0-0	.000	0-0	.000	0-0-0	0.0	0	0	0	0	0	0.0
PORTER, TiAnna	2013-16	77-5	674	90-178	.506	2-4	.500	39-77	.506	74-95-169	2.2	22	53	42	26	221	2.9
PORTIK, Ileana	1978-80	59		345-672	.513			123-170	.724	415	7.0	46	150			811	13.7
PRATER, Heather	1992-96	114-113	3538	423-926	.457	224-502	.446	278-346	.803	105-270-375	3.3	605	364	20	177	1360	11.9
PRESERVATI, Hannah	2014-15	5-0	9	0-0	.000	0-0	.000	0-0	.000	0-1-1	0.2	0	1	0	0	0	0.0
QUEEN, Emily	2007-11	77-58	1787	174-464	.375	35-134	.261	88-131	.672	152-291-443	5.8	112	185	16	86	471	6.1
QUIRK, Kim	1987-88	3-0	6	2-4	.500	0-0	.000	0-0	.000	0-2-2	0.7	0	3	0	2	4	1.3
RAYNOR, Dymon	2009-13	54-0	303	40-82	.488	0-1	.000	20-36	.556	32-42-74	1.4	6	48	10	12	100	1.9
REUTER, Rebecca	2014-18	131-67	2329	262-609	.430	55-153	.359	183-254	.720	189-354-543	4.1	113	228	72	58	762	5.8
RICE, Shawn	1987-88	2-2	69	8-16	.500	3-6	.500	0-0	.000	0-3-3	1.5	7	18	0	7	19	9.5
RICKMAN, Mary	1989-90	7-0	66	10-21	.476	0-0	.000	0-1	.000	5-10-15	2.1	3	5	0	1	20	2.9
RILEY, Kathy	1976-78	25		96-188	.511			37-65	.569	99	4.0	41	73			229	9.2
ROBINSON, Priscilla	1990-94	110-98	3357	733-1337	.548	19-50	.380	518-678	.764	346-562-908	8.3	128	201	28	194	2009	18.3
ROSS, Janet	1983-87	115-69	2924	400-850	.471	53-102	.520	97-115	.843	9-55-181	1.6	355	324	7	132	950	8.3
ROSSEAU, Denise	1975-76	8		6-21	.286			8-9	.889	13	1.6	3	4			20	2.5
ROWE, Ebony	2010-14	131-131	4858	944-1724	.548	7-26	.269	558-920	.607	664-746-1410	10.8	240	374	110	211	2453	18.7
SALAS, Maria	1981-85	86-20	1290	114-255	.447			52-69	.754	89	1.0	109	118	1	36	280	3.3
SAVAGE, Charity	2016-20	96-33	1378	166-318	.522	24-83	.289	97-154	.630	162-266-428	4.5	82	92	46	68	453	4.7
SELLS, Mackenzie	2012-2015	44-2	180	12-48	.250	5-32	.156	5-8	.625	10-15-25	0.6	9	8	1	13	34	0.8
SCHLUETER, Jessica	2001-03	32-1	204	28-59	.475	0-1	.000	10-23	.435	16-38-54	1.7	4	13	7	5	66	2.1
SCOTT, Tammy	1983-84	11-0	25	2-7	.286			4-5	.800	4	0.4	1	4	0	1	8	0.7
SCRUGGS, Christy	1986-90	89-45	2044	124-369	.336	70-210	.333	74-128	.578	67-194-261	2.9	313	209	3	111	392	4.4
SHIPLEY, Debbie	1978-79	22		19-48	.396			7-13	.538	24	1.1	11	20			45	2.0
SIMMONS, Michelle	2000-01	8-0	30	2-4	.500	1-1	1.000	2-4	.500	0-4-4	0.5	4	4	0	4	7	0.9
SISSON, Abbey	2014-18	124-83	3392	293-868	.338	183-515	.355	139-189	.735	61-208-269	2.2	303	201	2	92	908	7.3
SISSON, Tricia	1989-93	78-2	648	42-129	.326	4-19	.211	29-47	.617	37-78-115	1.5	64	58	1	36	117	1.5
SLIGER, Sharon	1975-76	14		6-26	.231			3-6	.500	16	1.1	4	9			15	1.1
SMILEY, Trena	1980-82	44-14	477	16-57	.281			27-38	.711	42	1.0	51	55	2	9	59	1.3
SMITH, Christy	1992-93	3-0	9	0-2	.000	0-2	.000	1-2	.500	0-0-0	0.0	0	1	0	0	1	0.3
SMITH, Mary	1990-91	19-15	577	20-90	.200	17-72	.236	21-34	.618	5-38-43	2.3	106	87	1	19	78	4.1
SMITH, Sherry	1979-83	113-59	2097	341-812	.420			228-334	.683	360	3.2	403	430	6	90	910	8.1
SMITH, Tanika	1996-98	48-31	1265	146-303	.482	0-1	.000	80-121	.661	99-132-231	4.8	97	112	7	83	372	7.8
SNEED, Natalie	1994-98	118-74	2790	262-639	.410	58-170	.341	179-245	.731	113-219-332	2.8	285	298	41	149	761	6.4
SPIVEY, Diane	1975-76	8		23-75	.307			24-36	.667	52	6.5	7	11			70	8.8
STEWART, KeKe	2010-14	126-48	2075	268-671	.399	69-221	.312	118-162	.728	125-221-346	2.7	94	131	37	49	723	5.7
STEWART, Tina	2008-11	80-18	862	74-246	.301	41-144	.285	52-78	.667	48-59-107	1.3	63	100	1	70	241	3.0
STOVALL, Tia	2002-06	116-100	3361	513-1002	.512	0-8	.000	309-479	.645	258-408-666	5.7	215	322	93	189	1335	11.5
SUTTON, Taylor	2018-20	64-63	1927	268-733	.366	140-397	.353	68-91	.747	33-100-133	2.1	95	164	5	68	744	11.6
TATE, Whitney	2006-07	10-0	24	1-7	.143	1-5	.200	0-0	.000	2-4-6	0.6	0	3	0	0	3	0.3
TAYLOR, Jennifer	1979-80	28		10-44	.227			9-15	.600	28	1.0	15	30			29	1.0
THOMAS, Trelia	1992-96	97-60	2057	198-481	.412	23-87	.264	220-317	.694	118-167-285	2.9	169	189	0	132	639	6.6
THOMATIS, Jamie	1998-2002	112-73	3001	722-1310	.551	77-194	.397	450-556	.809	241-445-686	6.1	244	308	47	191	1971	17.6
THORNTON, Sally	1979-80	8		5-16	.313			1-6	.166	6	0.8	0	3			11	1.4
TUCKER, Sherry	1991-95	102-86	2978	541-1274	.425	182-525	.347	188-291	.646	182-397-579	5.7	284	327	63	221	1452	14.2
TURNER, Kiya	2018-19	26-0	124	6-17	.353	1-3	.333	8-16	.500	4-12-16	0.6	10	6	0	9	21	0.8
UPCHURCH, Kim	1981-82	9-0	48	5-7	.714			4-5	.800	9	1.0	1	3	0	0	14	1.6
WADE, Thelisa	1988-89	6-0	14	1-5	.200	0-0	.000	1-2	.500	0-2-2	0.3	1	0	0	4	3	0.5
WARE, Shelia	1979-80	4		0-1	.000			3-4	.750	1	0.3	0	0			3	0.7
WARDEN, Caroline	2012-16	115-16	1387	99-271	.365	55-150	.367	43-69	.623	25-66-91	0.8	123	114	0	51	296	2.6
WAYMAN, Michelle	1990-91	2-0	3	1-2	.500	0-0	.000	1-2	.500	1-0-1	0.5	0	0	0	1	3	1.5
WEBB, Jenne	2003-05	11-0	65	1-19	.053	1-16	.063	11-13	.846	1-8-9	0.8	7	0	0	5	14	1.3
WEBB, Kim	1983-87	116-116	3895	881-1622	.543	3-13	.231	383-520	.737	93-110-692	6.0	399	320	64	294	2148	18.5
WELDON, Christy	1993-95	26-0	71	4-11	.364	0-0	.000	3-5	.600	2-7-9	0.3	6	4	2	4	11	0.4
WHITSON, Courtney	2019-pres.	54-54	1637	175-447	.391	86-254	.339	32-42	.762	129-224-353	6.5	38	76	19	51	468	8.7
WHITTINGTON, Alexis	2018-pres.	86-30	1944	158-428	.369	89-278	.320	64-80	.800	106-180-286	3.3	73	67	48	61	469	5.5
WHITTINGTON, Am.	2018-pres.	32-1	133	6-26	.231	5-25	.200	3-6	.500	1-9-10	0.3	3	5	5	6	20	0.6
WILLBANKS, Kay	1983-87	97-70	2278	500-957	.522	0-0	.000	236-362	.652	22-45-687	7.1	32	192	191	106	1236	12.8
WILLIAMS, Caya	2013-15	14-0	63	8-22	.364	0-2	.000	8-14	.571	12-5-17	1.2	1	5	1	3	24	1.7
WILLIAMS, Cherrita	1991-93	56-25	1194	185-449	.412	36-129	.279	61-88	.693	120-167-287	5.1	95	75	29	77	467	8.3
WILSON, Gail	1975-76	7		3-13	.272			3-8	.375	15	2.1	1	1			9	1.3
WINFREE, Debra	1979-81	32-0	105	14-36	.389			6-10	.600	21	0.7	11	14	1	4	34	1.1
WINFREE, LaShonda	1998-00	49-1	397	41-80	.513	0-0	.000	21-57	.368	28-64-92	1.9	9	48	6	20	103	2.1
WOODARD, Clarissa	1993-94	28-5	380	66-147	.449	0-0	.000	33-44	.750	43-64-107	3.8	7	19	5	16	165	5.9
WRIGHT, Josephine	1978-80	37		127-270	.470			51-78	.654	223	6.0	127	130			307	8.3
WRIGHT, Shana	1988-92	97-46	1721	215-486	.442	30-94	.319	82-116	.707	86-107-193	2.0	165	141	1	74	542	5.5
ZITNEY, Jan	1975-78	74		263-655	.402			79-79	1.000	273	3.7	305	271</				



NCAA TOURNAMENT APPEARANCES (19)

- 1982-83
- 1983-84
- 1984-85
- 1985-86
- 1987-88
- 1995-96
- 1997-98
- 2003-04
- 2004-05
- 2005-06

- 2006-07
- 2008-09
- 2009-10
- 2010-11
- 2011-12
- 2012-13
- 2013-14
- 2015-16
- 2020-21

1982-83
 OVC Regular Season Champions
 OVC Tournament Champions
1st Round - NCAA Tournament

Midwest Regional
March 15, 1983
JSU Athletics and Assembly Center (Jack-
son, Miss.)

Middle Tennessee 64, Jackson State 61

MT	FG-A	FT-A	REB	PF	PTS	A	TO	BK	ST
McFall*	5-17	2-4	9	4	12	1	3	0	1
Lindley*	4-10	1-1	6	1	9	0	3	0	0
Hoover*	3-13	3-6	9	4	9	1	1	2	0
Smith*	3-7	2-6	6	2	8	5	4	0	2
Lemeh*	8-16	7-10	4	4	23	0	3	1	1
Salas	0-0	0-0	0	1	0	0	1	0	0
Bandjlich	0-0	0-0	0	0	0	0	1	0	0
Allen	0-1	3-4	1	0	3	0	1	0	0
Jones	0-0	0-1	0	2	0	0	0	0	0
TEAM			4						
TOTALS	23-64	18-32	39	18	64	7	17	3	4
FG	1st (9-25) 36.0		2nd (14-39) 35.9		Total (23-64) 35.9				
FT	1st (11-16) 68.8		2nd (7-16) 43.8		Total (18-32) 56.3				
Deadball Rebounds:	5								

Jackson State	FG-A	FT-A	REB	PF	PTS	A	TO	BK	ST
McFarland*	1-1	0-0	1	5	2	3	4	0	1
McCall*	1-4	0-0	0	4	2	1	2	0	0
Thomas*	1-6	3-4	4	4	5	0	2	0	2
Hill*	0-1	0-0	0	1	0	1	2	0	1
Malbrove*	0-1	0-0	1	1	0	0	2	0	0
Bradford	3-3	0-0	0	2	6	0	1	0	0
Stringfellow	0-5	2-2	1	3	2	2	0	0	2
Mitchell	6-11	2-5	14	3	14	3	2	1	4
Robinson	1-5	0-0	2	4	2	0	1	0	0
Taylor	10-17	8-11	16	3	28	5	4	2	4
Hibbler	0-2	0-2	3	4	0	1	1	0	1
TEAM			5						
TOTALS	23-56	15-24	47	34	61	16	21	3	15
FG	1st (14-31) 45.2		2nd (9-25) 36.0		Total (23-56) 41.1				
FT	1st (6-11) 54.5		2nd (9-13) 69.2		Total (15-24) 62.5				
Deadball Rebounds:	6								

Halftime Score: Jackson State 34, MT 29.
 Attendance: 833
 Officials: Rivault and Link
 Technical Fouls: MT — McFall, Smith, Bench. Jackson State — None.

1982-83
 OVC Regular Season Champions
 OVC Tournament Champions
2nd Round - NCAA Tournament

Midwest Regional
March 17, 1983
Thomas Assembly Center (Ruston, La.)

Louisiana Tech 91, Middle Tennessee 59

MT	FG-A	FT-A	REB	PF	PTS	A	TO	BK	ST
McFall*	8-13	6-9	5	3	22	1	2	1	2
Lindley*	3-7	1-2	2	4	7	0	0	0	0
Hoover*	6-13	0-1	8	2	12	2	0	1	0
Smith*	1-7	0-0	5	1	2	8	7	0	1
Lemeh*	5-15	2-5	4	3	12	3	3	0	1
Salas	0-1	0-0	0	0	0	0	0	0	0
Allen	1-4	0-0	2	0	2	0	0	1	1
Jones	1-5	0-1	1	0	2	0	0	0	0
Hamilton	0-1	0-0	1	0	0	0	1	0	0
Bandjlich	0-0	0-0	0	1	0	0	0	0	0
TEAM			3						
TOTALS	25-66	9-18	31	14	59	14	13	3	5
FG	1st (8-30) 26.7		2nd (17-36) 47.2		Total (25-66) 37.9				
FT	1st (3-6) 50.0		2nd (6-12) 50.0		Total (9-18) 50.0				
Deadball Rebounds:	4								

La. Tech	FG-A	FT-A	REB	PF	PTS	A	TO	BK	ST
Scott*	7-12	1-2	6	3	15	4	0	2	0
Rodman*	5-7	0-0	11	1	10	1	1	3	0
Lawrence*	10-14	2-4	11	2	22	1	4	4	3
White*	3-4	2-2	2	0	8	9	1	0	0
Mulkey*	2-2	1-1	2	2	5	4	0	1	0
Sossamon	1-4	0-0	2	5	2	1	0	0	1
Gant	6-10	1-2	4	5	13	3	0	0	1
Konerza	3-4	0-0	2	0	6	4	1	0	2
Wilkinson	1-3	1-2	0	0	3	2	1	0	0
Green	0-1	0-0	0	1	0	0	0	0	0
Primeaux	0-0	0-0	0	1	0	1	1	0	0
TEAM			2						
TOTALS	41-66	9-14	41	20	91	31	14	9	8
FG	1st (23-36) 63.9		2nd (18-30) 60.0		Total (41-66) 62.1				
FT	1st (4-6) 66.7		2nd (5-8) 62.5		Total (9-14) 64.2				
Deadball Rebounds:	4								

Halftime Score: Louisiana Tech 50, MT 19.
 Attendance: 3,305
 Officials: Pierce and Johnson
 Technical Fouls: MT — None. La. Tech — Bench.

1983-84
 OVC Regular Season Champions
 OVC Tournament Champions
1st Round - NCAA Tournament

Midwest Regional
March 14, 1984
Stokely Athletic Center (Knoxville, Tenn.)

Tennessee 70, Middle Tennessee 52

MT	FG-A	FT-A	REB	PF	PTS	A	TO	BK	ST
McFall*	5-17	3-4	6	2	13	1	3	2	0
Lindley*	1-8	2-4	3	3	4	0	3	0	0
Hoover*	3-10	0-0	9	3	6	0	1	1	0
Hamilton*	0-1	1-3	0	1	1	0	1	0	1
Webb*	8-12	2-3	2	3	18	0	3	0	1
Salas	1-3	2-2	0	1	4	1	4	0	1
Willbanks	2-7	2-2	4	4	6	0	2	2	0
Ross	0-1	0-0	1	0	0	0	1	0	0
Bandjlich	0-0	0-0	1	1	0	0	0	0	0
TEAM			6						
TOTALS	20-59	12-18	32	18	52	2	18	5	3
FG	1st (9-26) 34.6		2nd (11-33) 33.3		Total (20-59) 33.9				
FT	1st (6-8) 75.0		2nd (6-10) 60.0		Total (12-18) 66.7				
Deadball Rebounds:	2								

Tennessee	FG-A	FT-A	REB	PF	PTS	A	TO	BK	ST
Ostrowski*	7-10	8-10	14	4	22	2	2	0	2
Haave*	6-13	2-2	4	2	14	1	1	0	1
Towns*	3-6	2-4	6	1	8	0	0	0	0
Collins*	2-3	0-0	1	2	4	2	2	0	0
Hatmaker*	2-6	0-0	1	1	4	3	4	0	1
Snyder	0-0	0-0	2	1	0	0	0	0	0
Collins	3-9	0-1	5	3	6	1	1	0	1
Freeman	1-4	0-0	1	1	2	0	2	0	0
Webb	2-3	0-0	2	1	4	0	2	0	0
Marr	2-2	0-0	1	3	4	2	1	0	1
Sexton	1-2	0-0	0	1	2	0	0	0	0
Gamble	0-0	0-0	1	0	0	0	2	0	0
Littlejohn	0-1	0-0	1	0	0	1	0	0	0
TEAM			7						
TOTALS	29-59	12-17	46	20	70	12	17	0	6
FG	1st (13-26) 50.0		2nd (16-33) 48.5		Total (29-59) 49.2				
FT	1st (8-11) 72.7		2nd (4-6) 66.7		Total (12-17) 70.6				
Deadball Rebounds:	0								

Halftime Score: Tennessee 34, MT 24
 Attendance: 1639
 Officials: Sutton and King
 Technical Fouls: None.

2003-04
SBC East Division Tri-Champions
SBC Tournament Champions
1st Round - NCAA Tournament

East Regional
March 21, 2004
Joyce Center (South Bend, Ind.)

Middle Tennessee 67, North Carolina 62

MT	FG-A	3FG-A	FT-A	REB	PF	PTS	A	TO	BK	ST
Horton*	8-13	0-1	0-0	4	4	16	2	0	1	1
Justice*	1-5	0-2	0-0	4	1	2	3	2	0	1
Stovall*	5-12	0-0	2-2	6	2	12	1	2	0	1
McClinic*	3-13	1-6	6-7	9	0	13	2	2	1	3
Holmes*	5-13	4-11	4-4	5	1	18	4	3	0	3
Givens	2-4	0-0	2-2	5	1	6	4	5	1	1
TEAM				4						
Totals	24-60	5-20	14-15	37	9	67	16	14	3	10
FG	1st (13-31) 41.9		2nd (11-29) 37.9							Total (24-60) 40.0
3FG	1st (2-8) 25.0		2nd (3-12) 25.0							Total (5-20) 25.0
FT	1st (7-7) 100.0		2nd (7-8) 87.5							Total (14-15) 93.3

N. Carolina	FG-A	3FG-A	FT-A	REB	PF	PTS	A	TO	BK	ST
Little*	8-13	0-1	2-3	5	2	18	1	3	0	1
Atkinson*	4-9	0-1	0-0	9	3	8	1	2	0	3
Sutton*	4-9	0-0	0-0	7	3	8	0	3	1	0
Latta*	1-13	0-7	3-3	2	1	5	1	3	0	3
Metcalf*	2-10	0-3	1-1	3	2	5	9	1	0	1
Bell*	7-16	0-1	0-0	7	3	14	0	3	0	4
McBee	1-2	0-0	2-2	4	2	4	0	2	0	0
Sell	0-0	0-0	0-0	0	0	0	0	0	0	0
Davis	0-0	0-0	0-0	1	0	0	0	0	0	0
TEAM				8						
Totals	27-72	0-13	8-9	46	16	62	12	17	1	12
FG	1st (11-33) 33.3		2nd (16-39) 41.0							Total (27-72) 37.5
3FG	1st (0-7) 0.0		2nd (0-6) 0.0							Total (0-13) 0.0
FT	1st (4-4) 100.0		2nd (4-5) 80.0							Total (8-9) 88.9

Deadball Rebounds: 0
Halftime Score: MT 35, North Carolina 26
Attendance: 6225
Officials: Trammell, Jones, Cornell
Technical Fouls: None.

2003-04
SBC East Division Tri-Champions
SBC Tournament Champions
2nd Round - NCAA Tournament

East Regional
March 23, 2004
Joyce Center (South Bend, Ind.)

Notre Dame 59, Middle Tennessee 46

MT	FG-A	3FG-A	FT-A	REB	PF	PTS	A	TO	BK	ST
Horton*	7-14	0-0	4-7	4	2	18	0	1	0	2
Justice*	1-5	1-4	0-0	2	2	3	3	1	0	2
Stovall*	3-8	0-0	0-0	3	4	6	2	6	1	2
McClinic*	1-10	0-5	0-0	7	0	2	2	3	0	6
Holmes*	4-15	1-8	0-1	6	0	9	5	2	0	3
Jakobsen	0-0	0-0	0-0	0	0	0	0	0	0	0
Givens	2-3	0-0	4-4	4	4	8	1	1	0	0
Bailey	0-0	0-0	0-0	0	1	0	0	1	0	0
TEAM				4						
Totals	18-55	2-17	8-12	30	13	46	13	16	1	15
FG	1st (12-34) 35.3		2nd (6-21) 28.6							Total (18-55) 32.7
3FG	1st (2-11) 18.2		2nd (0-6) 0.0							Total (2-17) 11.8
FT	1st (0-0) 0.0		2nd (8-12) 66.7							Total (8-12) 66.7

Notre Dame	FG-A	3FG-A	FT-A	REB	PF	PTS	A	TO	BK	ST
Batteast*	13-17	1-1	0-1	12	1	27	1	3	1	1
LaVere*	1-6	0-1	1-2	4	3	3	1	2	3	2
Severe*	0-1	0-0	1-2	4	1	1	6	3	0	1
Duffy*	2-4	0-2	0-0	0	1	4	2	5	0	0
Hernandez*	1-2	0-1	0-0	3	0	2	4	1	0	1
Powers	0-0	0-0	0-0	0	0	0	0	2	0	0
Joyce	3-4	3-4	0-0	1	0	9	0	0	0	1
Borton	2-5	0-0	0-0	1	2	4	1	1	2	0
Gray	0-0	0-0	0-0	0	1	0	0	2	0	0
Fleckly	1-2	0-0	0-1	1	4	2	3	2	0	0
Erwin	3-6	0-0	1-2	5	3	7	1	1	0	4
Weese	0-0	0-0	0-0	1	0	0	0	0	0	0
TEAM				4						
Totals	26-47	4-9	3-8	36	16	59	19	23	6	10
FG	1st (12-23) 52.2		2nd (14-24) 58.3							Total (26-47) 55.3
3FG	1st (2-4) 50.0		2nd (2-5) 40.0							Total (4-9) 44.4
FT	1st (3-6) 50.0		2nd (0-2) 0.0							Total (3-8) 37.5

Deadball Rebounds: 1
Halftime Score: Notre Dame 29, MT 26; Attendance: 6440
Officials: Trammell, Day, Jones; Technical Fouls: MT — Horton, Notre Dame — Erwin.

2004-05
SBC Tournament Champions
2nd Round - NCAA Tournament

Philadelphia Regional
March 21, 2005
Reunion Arena (Dallas, Texas)

Texas Tech 80, Middle Tennessee 69

MT	FG-A	3FG-A	FT-A	REB	PF	PTS	A	TO	BK	ST
Horton*	7-12	1-1	2-4	10	4	17	1	1	1	2
Stovall*	3-6	0-0	2-3	5	4	8	2	2	1	0
Gray*	1-5	1-3	0-0	0	2	3	0	0	0	1
Givens*	6-16	0-1	2-2	3	2	14	1	1	0	2
Holmes*	9-19	5-9	2-2	5	1	25	3	3	0	3
Jakobsen	0-1	0-1	0-0	1	1	0	0	0	0	0
Orr	0-0	0-0	0-0	1	0	0	0	0	0	0
Boyd	0-1	0-0	2-2	2	1	2	2	2	0	0
TEAM				1						
Totals	26-60	7-15	10-13	27	16	69	13	9	2	8
FG	1st (11-30) 36.7		2nd (15-30) 50.0							Total (26-60) 43.3
3FG	1st (4-9) 44.9		2nd (3-6) 50.0							Total (7-15) 46.7
FT	1st (3-4) 75.0		2nd (7-9) 77.8							Total (10-13) 76.9

Texas Tech	FG-A	3FG-A	FT-A	REB	PF	PTS	A	TO	BK	ST
Davis*	4-6	0-0	3-6	16	2	11	0	2	1	1
Robertson*	10-18	5-11	0-0	5	1	25	1	3	0	2
Greenwalt*	7-10	0-0	0-8	6	3	19	0	4	3	0
Dabbs*	4-8	0-1	1-2	5	2	9	5	3	0	2
Grant*	5-10	0-0	2-2	1	1	12	8	3	0	0
Smith	1-1	1-1	1-2	0	0	4	0	0	0	1
Griffin	0-0	0-0	0-0	0	2	0	1	0	0	0
TEAM				4						
Totals	31-53	6-13	12-20	37	11	80	15	15	4	6
FG	1st (17-27) 63.0		2nd (14-26) 53.8							Total (31-53) 58.5
3FG	1st (4-8) 50.0		2nd (2-5) 40.0							Total (6-13) 46.2
FT	1st (8-10) 80.0		2nd (4-10) 40.0							Total (12-20) 60.0

Deadball Rebounds: 2
Halftime Score: Texas Tech 46, MT 29
Attendance: 5436
Officials: Smith, Gulbeyan, Scofield
Technical Fouls: None.

2005-06
SBC Tournament Champions
1st Round - NCAA Tournament

Albuquerque Regional
March 18, 2006
McKale Center (Tucson, Ariz.)

Utah 76, Middle Tennessee 71

MT	FG-A	3FG-A	FT-A	REB	PF	PTS	A	TO	BK	ST
Horton*	4-8	0-0	2-4	4	3	10	0	0	0	3
Stovall*	5-9	0-0	0-0	5	4	10	1	2	1	2
Abney*	5-9	5-9	0-0	2	3	15	1	1	0	1
Mason*	1-2	1-2	0-0	1	0	3	0	2	0	0
Givens*	11-22	2-5	1-4	7	2	25	11	0	0	3
Martin	0-3	0-0	0-0	0	0	0	0	0	0	0
Orr	3-6	2-3	0-0	2	4	8	3	4	0	0
Barclay	0-1	0-1	0-0	0	1	0	0	1	0	0
Boyd	0-3	0-0	0-0	3	2	0	0	0	0	0
TEAM				3						
Totals	29-63	10-20	3-8	27	19	71	16	10	1	9
FG	1st (13-34) 38.2		2nd (16-29) 55.2							Total (29-63) 46.0
3FG	1st (5-14) 35.7		2nd (5-6) 83.3							Total (10-20) 50.0
FT	1st (0-0) 0.0		2nd (3-8) 37.5							Total (3-8) 37.5

Utah	FG-A	3FG-A	FT-A	REB	PF	PTS	A	TO	BK	ST
Smith*	5-13	1-2	2-3	10	2	13	2	1	1	4
Perry*	6-11	0-1	2-3	10	1	14	0	0	1	1
Thorburn*	6-14	1-5	8-8	7	2	21	8	2	0	0
Larsen*	2-4	1-3	4-4	3	1	9	0	1	0	0
Carlson*	5-9	2-4	1-1	1	2	13	2	6	0	1
Warburton	1-2	0-0	2-2	2	1	4	1	3	0	0
Oakey	0-0	0-0	0-0	0	0	0	0	0	0	0
Filipe	1-3	0-0	0-0	3	2	2	0	0	0	0
TEAM				3						
Totals	26-56	5-15	19-21	39	11	76	13	13	2	6
FG	1st (13-28) 46.4		2nd (13-28) 46.4							Total (26-56) 46.4
3FG	1st (3-8) 37.5		2nd (2-7) 28.6							Total (5-15) 33.3
FT	1st (2-3) 66.7		2nd (17-18) 94.4							Total (19-21) 90.5

Deadball Rebounds: 2, 1
Halftime Score: MT 31, Utah 31
Attendance: 2156
Officials: n/a
Technical Fouls: None.

2004-0



NCAA Boxscores

2006-07
SBC East Division Champions
SBC Tournament Champions
2nd Round - NCAA Tournament

Dayton Regional
March 19, 2007
Maples Pavilion (Palo Alto, Calif.)

Marist 73, Middle Tennessee 59

MT	FG-A	3FG-A	FT-A	REB	PF	PTS	A	TO	BK	ST
Holt*	2-10	0-3	2-2	5	3	6	0	3	0	1
Horton*	4-8	0-0	2-2	6	4	10	0	1	0	2
Abney*	1-6	1-6	0-0	2	4	3	1	2	0	0
Orr*	2-6	0-2	1-1	7	4	5	1	2	0	3
Givens*	7-16	1-4	1-2	5	1	16	4	3	0	2
Pickel	3-6	3-5	0-0	1	9	0	0	3	0	0
Tate	0-0	0-0	0-0	1	0	0	0	0	0	0
Barclay	2-3	0-1	0-0	2	1	4	1	0	0	0
Cobb	0-0	0-0	0-0	0	0	0	0	0	0	1
Brown	2-5	2-5	0-0	1	2	6	2	0	0	0
Boyd	0-0	0-0	0-0	0	0	0	1	0	0	0
TEAM				1						
Totals	23-60	7-26	6-7	30	20	59	10	14	0	8
FG	1st (12-33) 36.4		2nd (11-27) 40.7				Total (23-60) 38.3			
3FG	1st (4-16) 25.0		2nd (3-10) 30.0				Total (7-26) 26.9			
FT	1st (1-1) 100.0		2nd (5-6) 83.3				Total (6-7) 85.7			

Marist	FG-A	3FG-A	FT-A	REB	PF	PTS	A	TO	BK	ST
Fitz*	5-10	0-0	0-0	6	0	10	3	1	2	1
Dahlman*	5-8	0-2	3-3	9	3	13	1	1	1	0
March*	1-2	0-0	0-0	1	0	0	0	0	0	0
Kresge*	1-5	1-3	0-0	4	3	3	9	5	1	2
Viani*	4-8	3-4	2-2	4	0	13	0	0	0	1
Lanning*	8-12	1-2	4-4	4	3	21	4	4	0	3
Minter	0-0	0-0	0-0	0	0	0	0	0	0	0
Engle	0-1	0-0	0-0	1	0	0	1	0	0	0
Hein	0-0	0-0	0-0	0	0	0	0	0	0	0
Johnson	2-3	1-1	2-3	0	1	7	2	0	0	0
Kolesar	0-0	0-0	0-0	0	0	0	0	1	0	0
Duff	0-0	0-0	0-0	0	0	0	0	0	0	0
Smrdel	1-8	0-3	4-5	3	0	6	0	0	0	0
TEAM				5						
Totals	26-55	6-15	15-17	36	10	73	20	12	4	7
FG	1st (15-31) 48.4		2nd (11-24) 45.8				Total (26-55) 47.3			
3FG	1st (4-7) 57.1		2nd (2-8) 25.0				Total (6-15) 40.0			
FT	1st (6-7) 85.7		2nd (9-10) 90.0				Total (15-17) 88.2			

Halftime Score: Marist 40, MT 29; Attendance: 4111
Officials: Smith, Dressander, Dahlem

2010-11
SBC East Division Champions
1st Round - NCAA Tournament

Dallas Regional
March 20, 2011
Auburn Arena (Auburn, Ala.)

Georgia 56, Middle Tennessee 41

MT	FG-A	3FG-A	FT-A	REB	PF	PTS	A	TO	BK	ST
Elie*	2-8	0-1	0-0	1	2	4	1	2	0	0
Rowe*	5-13	0-0	0-2	5	3	10	2	3	0	1
March*	1-2	0-0	0-0	2	1	0	0	0	0	0
Jones*	1-11	1-9	0-0	7	3	3	1	5	0	3
Lanning*	4-11	2-7	5-6	5	2	15	1	3	0	2
Brinkley	0-1	0-1	0-0	0	0	0	0	0	0	0
Ajanaku	0-2	0-1	0-0	3	4	0	1	0	0	0
McFadden	0-0	0-0	0-0	0	0	0	0	0	0	0
K. Stewart	3-8	0-1	1-2	3	3	7	1	3	0	0
Leonard	0-0	0-0	0-0	0	0	0	0	1	0	0
TEAM				5						
Totals	16-56	3-20	6-10	31	18	41	7	17	0	6
FG	1st (8-29) 27.6		2nd (8-27) 29.6				Total (16-56) 28.6			
3FG	1st (2-12) 16.7		2nd (1-8) 12.5				Total (3-20) 15.0			
FT	1st (2-2) 100.0		2nd (4-8) 50.0				Total (6-10) 60.0			

Georgia	FG-A	3FG-A	FT-A	REB	PF	PTS	A	TO	BK	ST
Miller*	0-4	0-2	0-0	1	4	0	2	2	0	1
Jones*	5-10	0-1	8-10	5	2	18	0	6	0	4
Mitchell*	3-10	0-2	3-5	7	3	9	0	4	0	2
Hassell*	5-6	0-0	1-1	5	2	11	0	4	0	0
Phillips*	5-8	0-0	0-0	14	1	10	2	3	3	1
Jones	0-0	0-0	0-0	0	0	0	0	1	0	0
Armstrong	3-6	1-2	1-2	1	0	8	2	0	0	1
Willis	0-0	0-0	0-0	2	2	0	1	1	1	1
Johnson	0-0	0-0	0-0	0	0	0	0	0	0	0
TEAM				3						
Totals	21-44	1-7	13-18	38	14	56	7	21	4	10
FG	1st (11-23) 47.8		2nd (10-21) 47.6				Total (21-44) 47.7			
3FG	1st (1-4) 25.0		2nd (0-3) 0.0				Total (1-7) 14.3			
FT	1st (3-5) 60.0		2nd (10-13) 76.9				Total (13-18) 72.2			

Halftime Score: MT 20, Georgia 16
Attendance: 3383
Officials: Roberts, Hall, Larance
Technical Fouls: None.

2008-09
SBC East Division Champions
SBC Tournament Champions
1st Round - NCAA Tournament

Berkeley Regional
March 22, 2009
Jack Breslin Center (East Lansing, Mich.)

Michigan State 60, Middle Tennessee 59

MT	FG-A	3FG-A	FT-A	REB	PF	PTS	A	TO	BK	ST
Lymon*	1-10	0-3	2-2	5	3	4	3	1	0	4
Pickel*	3-9	2-6	0-0	4	2	8	2	0	0	1
Brown*	4-10	1-4	0-0	1	4	9	3	2	1	1
Clark*	14-25	2-2	4-4	10	5	34	2	9	1	4
Lanning*	0-1	0-1	0-0	3	1	0	1	1	0	0
Queen	1-3	0-1	0-0	1	0	2	0	0	0	1
Garrett	1-2	0-0	0-2	0	0	2	0	1	0	0
TEAM				6						
Totals	24-60	5-17	6-8	30	15	59	11	14	2	11
FG	1st (15-34) 44.1		2nd (9-26) 34.6				Total (24-60) 40.0			
3FG	1st (3-10) 30.0		2nd (2-7) 28.6				Total (5-17) 29.4			
FT	1st (5-7) 71.4		2nd (1-1) 100.0				Total (6-8) 75.0			

Michigan St.	FG-A	3FG-A	FT-A	REB	PF	PTS	A	TO	BK	ST
Washington*	5-8	0-1	2-2	6	2	12	6	1	2	3
Johnson, M.*	2-9	1-4	1-1	2	2	6	1	5	0	1
Jefferson*	8-19	1-1	3-3	10	3	20	1	2	0	0
Johnson, L.*	0-1	0-0	0-0	3	2	0	1	4	1	1
DeHaan*	3-7	0-0	0-0	6	0	6	0	1	6	0
Poole	0-0	0-0	0-0	0	0	0	0	1	0	0
Schiffauer	0-0	0-0	0-0	1	0	0	0	1	0	0
Keane	4-6	1-2	4-4	4	2	13	2	4	1	1
Aitch	1-4	0-0	1-2	4	3	3	0	1	1	0
TEAM				3						
Totals	23-54	3-8	11-12	39	14	60	11	21	11	6
FG	1st (12-30) 40.0		2nd (11-24) 45.8				Total (23-54) 42.6			
3FG	1st (2-5) 40.0		2nd (1-3) 33.3				Total (3-8) 37.5			
FT	1st (6-6) 100.0		2nd (5-6) 83.3				Total (11-12) 91.7			

Halftime Score: MT 38, Michigan State 32
Attendance: 4348
Officials: Trammell, Bonner, Koch
Technical Fouls: None.

2011-12
SBC East Division Champions
1st Round - NCAA Tournament

Fresno Regional
March 18, 2012
Memorial Gymnasium (Nashville, Tenn.)

Vanderbilt 60, Middle Tennessee 46

MT	FG-A	3FG-A	FT-A	REB	PF	PTS	A	TO	BK	ST
Elie*	3-14	0-4	1-2	16	4	7	0	3	2	1
Rowe*	4-14	0-0	2-5	16	3	10	2	3	1	1
Cason*	0-7	0-2	2-2	3	4	2	7	3	0	0
Jones*	5-14	2-6	0-0	1	2	12	0	3	0	2
Leonard*	3-8	3-7	0-0	1	0	9	0	0	0	0
Brinkley	0-0	0-0	0-0	0	0	0	0	0	0	0
Ajanaku	1-1	0-0	0-0	0	1	2	0	0	0	0
March	0-0	0-0	0-1	3	0	0	0	1	0	0
Stewart	1-5	0-1	0-0	0	2	2	0	0	0	0
McFadden	1-1	0-0	0-0	1	2	0	0	0	0	0
TEAM				1						
Totals	18-64	5-20	5-10	41	17	46	9	15	3	4
FG	1st (7-31) 22.6		2nd (11-23) 33.3				Total (18-63) 28.1			
3FG	1st (2-8) 25.0		2nd (3-12) 25.0				Total (5-20) 25.0			
FT	1st (2-6) 33.3		2nd (3-4) 75.0				Total (5-10) 50.0			

Vanderbilt	FG-A	3FG-A	FT-A	REB	PF	PTS	A	TO	BK	ST
Brown*	4-9	3-5	1-2	9	1	12	2	0	0	3
Clarke*	2-4	0-0	1-2	4	4	5	0	1	0	1
Holzer*	4-6	0-0	1-2	10	4	9	2	4	3	3
Foggie*	3-14	1-7	0-1	2	1	7	2	1	0	1
Lister*	4-10	0-1	11-14	5	2	19	5	6	0	0
Schran	3-6	0-1	0-0	3	1	6	1	0	0	0
Coleman	0-0	0-0	0-0	0	4	0	1	0	0	0
Smith	0-1	0-1	0-0	2	0	0	0	0	0	0
Watkins	1-1	0-0	0-0	2	0	2	0	0	0	0
TEAM				2						
Totals	21-51	4-15	14-21	39	17	60	13	14	3	8
FG	1st (11-24) 45.8		2nd (10-27) 37.0				Total (21-51) 41.2			
3FG	1st (2-8) 25.0		2nd (2-7) 28.6				Total (4-15) 26.7			
FT	1st (1-2) 50.0		2nd (13-19) 68.4				Total (14-21) 66.7			

Halftime Score: Vanderbilt 25, MT 18
Attendance: 4054
Officials: Zentz, Winders, Lewis
Technical Fouls: None.

2009-10
SBC East Division Champions
SBC Tournament Champions
1st Round - NCAA Tournament

Dayton Regional
March 21, 2010
Petersen Events Center (Pittsburgh, Pa.)

Mississippi State 68, Middle Tennessee 64

MT	FG-A	3FG-A	FT-A	REB	PF	PTS	A	TO	BK	ST
Lymon*	3-9	2-6	3-4	5	2	11	3	5	0	2
Pickel*	4-14	3-12	0-0	5	5	11	6	3	0	1
Brown*	5-14	4-10	0-0	5	0	14	2	1	0	0
Clark*	7-17	0-1	3-4	14	5	17	3	2	0	1
Lanning*	4-11	3-8	0-0	3	1	11	4	3	0	1
Stewart	0-0	0-0	0-0							



2013-14
Conference USA Regular Season Champions
Conference USA Tournament Champions
1st Round - NCAA Tournament

Stanford Regional
March 23, 2014
Alaska Airlines Arena (Seattle, Wash.)
Oregon State 55, Middle Tennessee 36

OSU	FG-A	3FG-A	FT-A	REB	PF	PTS	A	TO	BK	ST
Hunter*	2-12	0-2	0-0	11	1	4	6	2	1	1
Hamblin*	1-4	0-0	1-2	4	4	3	0	2	5	0
Gibson*	3-7	2-5	1-2	3	2	9	1	0	2	3
Wiese*	7-15	6-13	6-6	5	0	26	4	4	0	0
Martin*	2-3	2-3	0-0	5	5	6	1	0	1	0
Toure	0-0	0-0	0-0	2	1	0	0	1	0	0
Brown	0-1	0-0	0-0	2	3	0	0	0	0	0
Siegner	0-1	0-1	0-0	2	2	0	0	1	1	0
Hanson	2-6	0-3	0-1	7	0	4	0	3	0	2
Orum	0-0	0-0	0-0	0	1	0	0	0	0	0
Weisner	1-6	0-1	1-2	3	2	3	1	0	0	0
TEAM				5						
Totals	18-55	10-28	9-13	49	16	55	13	13	10	6

FG	1st (8-30) 26.7	2nd (10-25) 40.0	Total (18-55) 32.7
3FG	1st (4-16) 25.0	2nd (6-12) 50.0	Total (10-28) 35.7
FT	1st (6-8) 75.0	2nd (3-5) 60.0	Total (9-13) 69.2
Deadball Rebounds:	1		

MT	FG-A	3FG-A	FT-A	REB	PF	PTS	A	TO	BK	ST
Rowe*	7-23	0-4	3-6	11	2	17	2	3	1	0
Jones*	3-10	2-6	0-0	10	1	8	0	1	0	3
Stewart*	1-4	0-2	0-0	1	3	2	0	0	0	0
Cason*	1-6	0-1	0-0	2	4	2	1	0	0	1
Leonard*	0-3	0-0	2-2	0	1	2	0	2	0	1
Brinkley	0-2	0-1	0-0	0	1	0	1	1	0	0
Petty	0-1	0-1	0-0	2	1	0	0	1	0	0
Sells	0-0	0-0	0-0	0	0	0	0	1	0	0
March	0-1	0-0	0-0	3	1	0	0	1	1	0
Dow	1-7	0-2	1-3	1	1	3	0	0	0	2
Williams	0-0	0-0	0-0	0	0	0	0	0	0	0
Porter	1-2	0-0	0-2	2	0	2	0	0	0	0
Warden	0-2	0-0	0-0	2	2	0	0	1	0	0
Johnson	0-0	0-0	0-0	0	0	0	0	0	0	0
TEAM				7				1		
Totals	14-61	2-17	6-13	41	17	36	4	12	2	7

FG	1st (6-31) 19.4	2nd (8-30) 26.7	Total (14-61) 23.0
3FG	1st (2-10) 20.0	2nd (0-7) 0.0	Total (2-17) 11.8
FT	1st (1-6) 16.7	2nd (5-7) 71.4	Total (6-13) 46.2
Deadball Rebounds:	2,2		

Halftime Score: OSU 26, MT 15
Attendance: 2,214
Officials: Enterline, Krzesnik, Overstreet
Technical Fouls: None.

2015-16
Conference USA Tournament Champions
1st Round - NCAA Tournament

Dallas Regional
March 19, 2016
Reed Arena (College Station, Texas)
Florida State 72, Middle Tennessee 55

MT	FG-A	3FG-A	FT-A	REB	PF	PTS	A	TO	BK	ST
Johnson*	10-18	0-0	2-2	4	4	22	1	3	0	4
Sissom*	1-5	1-3	0-0	1	1	3	4	4	0	0
Edwards*	4-10	1-5	2-2	10	2	11	1	1	0	0
Petty*	4-6	0-0	2-4	2	2	10	7	6	0	2
Lyon*	2-3	0-0	1-2	2	4	1	1	0	1	0
Louro	0-0	0-1	0-0	0	0	0	0	0	0	1
Majors	0-1	0-0	0-0	0	0	0	0	0	0	0
Collier	0-1	0-0	0-0	0	1	0	0	0	0	0
Reuter	2-6	0-3	2-2	1	3	4	2	1	1	0
Porter	0-0	0-0	0-0	0	1	2	0	0	0	1
Warden	1-6	0-0	0-0	0	0	2	0	2	0	0
TEAM				2						
Totals	22-53	2-12	9-12	22	18	55	16	17	2	8

FG	1st (11-26) 42.3	2nd (11-27) 40.7	Total (22-53) 41.5
3FG	1st (1-4) 25.0	2nd (1-8) 12.5	Total (2-12) 16.7
FT	1st (4-6) 66.7	2nd (5-6) 83.3	Total (9-12) 75.0
Deadball Rebounds:	1		

FSU	FG-A	3FG-A	FT-A	REB	PF	PTS	A	TO	BK	ST
Bulgak*	6-10	3-5	0-0	9	1	15	1	5	3	2
Romero*	5-10	1-1	6-8	7	1	17	4	3	0	0
Brown*	4-8	0-0	2-2	10	3	10	4	5	0	4
Thomas*	5-12	0-0	1-3	5	3	11	3	1	0	1
Slaughter*	1-4	0-0	0-0	2	5	2	0	1	0	1
Bingley	2-5	1-3	0-0	1	1	5	1	1	0	2
Antoniadou	0-0	0-0	0-0	0	0	0	0	1	0	0
Conde	1-2	0-1	1-2	1	1	3	1	0	0	0
Degbeon	0-0	0-0	0-0	1	0	0	0	1	0	0
James	3-4	0-0	3-4	3	3	9	1	3	0	1
TEAM				2						
Totals	27-55	5-10	13-19	41	18	72	15	21	3	11

FG	1st (11-23) 47.8	2nd (16-32) 50.0	Total (27-55) 49.1
3FG	1st (2-3) 66.7	2nd (3-7) 42.9	Total (5-10) 50.0
FT	1st (6-11) 54.5	2nd (7-8) 87.5	Total (13-19) 68.4
Deadball Rebounds:	4		

Halftime Score: FSU 30, MT 27
Attendance:
Officials: Kantner, Forsberg, Luna
Technical Fouls: None.

2020-21
Conference USA Tournament Champions
1st Round - NCAA Tournament

Riverwalk Regional
March 21, 2021
Frank Erwin Center (Austin, Texas)
Tennessee 87, Middle Tennessee 62

MT	FG-A	3FG-A	FT-A	REB	PF	PTS	A	TO	BK	ST
Whitson*	2-10	2-7	0-0	4	3	6	2	3	1	1
Hayes, An.*	9-25	2-5	6-7	2	1	26	5	5	0	3
Hayes, Ai.*	6-16	3-9	0-0	3	4	15	2	0	0	1
Whittington*	3-9	1-7	0-0	2	2	7	3	1	0	0
Cage*	2-7	2-5	0-0	2	3	6	0	2	0	2
Boothe	0-0	0-0	0-0	1	2	0	0	0	0	0
Kozlova	1-1	0-0	0-0	1	2	2	0	0	0	0
Grannum	0-0	0-0	0-0	0	0	0	0	0	0	0
TEAM				6						3
Totals	23-68	10-33	6-7	21	17	62	12	14	0	7

FG	1st (8-20) 40.0	2nd (7-17) 41.2	3rd (3-14) 21.4	4th (5-17) 29.4	Total: 33.8
3FG	1st (2-6) 33.3	2nd (4-11) 36.4	3rd (2-5) 40.0	4th (2-11) 18.2	Total: 30.3
FT	1st (0-0) 0.0	2nd (3-3) 100.0	3rd (2-2) 100.0	4th (1-2) 50.0	Total: 85.7
Deadball Rebounds:	1, 1				

UT	FG-A	3FG-A	FT-A	REB	PF	PTS	A	TO	BK	ST
Davis*	9-14	1-4	505	14	0	24	2	1	0	0
Burrell*	8-13	0-2	6-8	7	3	22	1	5	2	2
Kushkituah*	5-9	0-0	0-1	8	2	10	1	2	0	0
Key*	4-9	0-0	5-6	2	2	13	0	1	3	0
Walker*	4-9	0-2	1-2	14	2	9	5	3	0	1
Horston	2-6	0-2	2-2	6	2	6	6	5	2	3
Salary	0-0	0-0	0-0	1	1	0	0	1	0	1
Darby	1-2	1-2	0-0	2	2	3	0	2	0	0
Rennie	0-1	0-0	0-0	1	0	0	0	0	0	0
Saunders	0-0	0-0	0-0	0	0	0	0	0	0	0
TEAM				1						1
Totals	33-63	2-12	19-24	56	14	87	15	21	7	7

FG	1st (10-19) 52.6	2nd (6-12) 50.0	3rd (10-21) 47.6	4th (7-11) 63.6	Total: 52.4
3FG	1st (1-5) 20.0	2nd (0-3) 0.0	3rd (0-1) 0.0	4th (1-3) 33.3	Total: 16.7
FT	1st (0-0) 0.0	2nd (6-8) 75.0	3rd (3-6) 60.0	4th (10-11) 90.9	Total: 79.2
Deadball Rebounds:	2				

Halftime Score: UT 39, MT 39
Attendance:
Officials: Fountain, Hall, Gulbeyan
Technical Fouls: None.



WNIT Boxscores

1998-99
OVC Regular Season Co-Champions
1st Round

March 11, 1999
Elma Roane Fieldhouse (Memphis, Tenn.)

Memphis 71, Middle Tennessee 61

MT	FG-A	3FG-A	FT-A	REB	PF	PTS	A	TO	BK	ST
Burrell*	6-12	0-0	2-2	3	2	14	0	1	0	4
Neeley*	2-13	1-2	0-0	4	5	2	3	1	0	1
Chastain*	4-10	1-5	0-2	7	1	9	3	1	1	1
Buck*	2-3	0-0	0-0	0	2	4	3	0	2	0
Elder*	2-7	1-4	6-6	0	5	11	2	3	1	4
Lufkin	3-8	0-2	3-4	2	4	9	0	1	0	0
McClure	1-1	0-0	1-2	2	1	3	2	2	0	1
Perkins	0-5	0-1	0-0	0	1	0	0	1	0	0
Thomatis	2-12	0-1	2-3	6	3	6	1	2	0	0
Conner	0-0	0-0	0-0	3	0	0	0	0	0	0
Ainsworth	0-1	0-0	0-0	3	0	0	0	1	0	2
TEAM										
TOTALS	22-72	3-15	14-19	34	24	61	13	15	4	13
FG	1st (12-44) 27.3		2nd (10-28) 35.7			Total (22-72) 30.6				
3FG	1st (1-8) 12.5		2nd (2-7) 28.6			Total (3-15) 20.0				
FT	1st (7-9) 77.8		2nd (7-10) 70.0			Total (14-19) 73.7				
Deadball Rebounds: 5										

Memphis	FG-A	3FG-A	FT-A	REB	PF	PTS	A	TO	BK	ST
Herron	2-7	0-4	2-2	8	4	6	6	5	1	3
Reed*	3-7	0-0	4-7	3	4	10	7	4	0	3
Phillips*	0-1	0-0	0-0	2	0	0	1	5	0	0
Bish*	4-9	0-0	2-3	9	2	10	0	1	0	2
Whitmore*	12-18	0-0	5-6	13	3	29	0	3	4	1
Collins	3-7	0-0	4-7	3	2	10	0	1	0	2
Bell	0-0	0-0	0-0	2	0	0	0	1	0	0
Jackson	1-3	0-1	0-0	1	1	2	1	2	0	0
Abraham	2-4	0-0	0-1	2	2	4	0	2	5	0
TEAM										
TOTALS	27-56	0-5	17-26	49	16	71	17	24	10	7
FG	1st (13-27) 48.1		2nd (14-29) 48.3			Total (27-56) 48.2				
3FG	1st (0-0) 0.0		2nd (0-3) 0.0			Total (0-5) 0.0				
FT	1st (8-11) 72.7		2nd (9-15) 60.0			Total (17-26) 65.4				
Deadball Rebounds: 5										

Halftime Score: Memphis 37, MT 32
Attendance: 1542
Officials: Williams, Meadors, Wilson
Technical Fouls: MT — None. Memphis — Abraham.

2000-01
1st Round

March 14, 2001
Assembly Hall (Bloomington, Ind.)

Indiana 66, Middle Tennessee 63

MT	FG-A	3FG-A	FT-A	REB	PF	PTS	A	TO	BK	ST
Thomatis*	11-22	0-3	8-11	7	2	30	4	2	0	2
Aluka*	2-8	0-0	3-4	7	3	7	1	1	0	1
Penttila*	1-8	0-4	0-0	3	1	2	2	2	0	1
McClure*	4-6	0-0	0-0	3	1	8	3	2	0	1
Chastain*	0-1	0-1	4-4	4	2	4	2	4	1	1
McClinc	3-5	1-1	0-0	5	2	7	1	2	0	2
Parviainen	2-5	1-2	0-0	1	0	5	0	2	0	2
Perkins	0-0	0-0	0-0	0	0	0	0	0	0	0
Davenport	0-2	0-0	0-0	0	0	0	0	0	0	1
TEAM										
TOTALS	23-57	2-11	15-19	34	11	63	13	15	2	10
FG	1st (10-29) 34.5		2nd (13-28) 46.4			Total (23-57) 40.4				
3FG	1st (1-7) 14.3		2nd (1-4) 25.0			Total (2-11) 18.2				
FT	1st (3-4) 75.0		2nd (12-15) 80.0			Total (13-19) 78.9				
Deadball Rebounds: 3										

Indiana	FG-A	3FG-A	FT-A	REB	PF	PTS	A	TO	BK	ST
McGinnis*	4-12	1-4	0-1	5	3	9	1	3	2	2
Chapman*	4-10	0-0	3-4	7	3	11	2	4	1	2
Alting*	5-9	4-4	1-2	4	0	15	1	1	0	0
Cassady*	1-6	1-5	2-2	5	2	5	6	1	0	1
Jones*	2-6	0-0	1-2	2	1	5	4	0	0	1
Lazic	1-2	0-0	0-0	2	3	2	2	0	0	0
Waugh	5-10	2-6	2-2	4	0	14	2	5	0	0
Hartman	1-3	1-2	0-0	2	0	3	0	2	0	0
Christensen	1-1	0-0	0-0	4	1	2	1	2	1	1
TEAM										
TOTALS	24-59	9-21	9-13	39	13	66	19	18	4	7
FG	1st (13-27) 48.1		2nd (14-29) 48.3			Total (27-56) 48.2				
3FG	1st (0-2) 0.0		2nd (0-3) 0.0			Total (0-5) 0.0				
FT	1st (8-11) 72.7		2nd (9-15) 60.0			Total (17-26) 65.4				
Deadball Rebounds: 2										

Halftime Score: Indiana 34, MT 24
Attendance: 615
Officials: Roberts, Schneider, Struckhoff; Technical Fouls: None.

2007-08
1st Round

March 19, 2008
Murphy Center (Murfreesboro, Tenn.)

Middle Tennessee 104, Western Carolina 69

Western Carolina	FG-A	3FG-A	FT-A	REB	PF	PTS	A	TO	BK	ST
Dawson*	5-11	1-4	7-8	3	1	18	4	4	0	2
Keith*	2-9	0-1	1-1	7	3	5	1	3	0	3
Powell*	5-9	0-3	0-0	3	1	10	1	3	0	1
Johnson*	1-7	0-0	0-0	2	0	2	0	1	0	0
Eaton*	2-4	0-0	1-2	5	2	5	0	1	0	1
Swayne	2-3	0-1	0-0	1	2	4	1	2	0	0
Carroll	0-0	0-0	0-0	0	1	0	0	1	0	0
Pellom	2-5	1-2	2-3	3	3	7	2	4	0	1
Clarke	6-13	1-4	5-6	4	2	18	0	0	1	2
Feemster	0-1	0-0	0-0	0	2	0	0	1	0	1
TEAM										
TOTALS	25-62	3-15	16-20	29	17	69	9	21	1	11
FG	1st (9-29) 31.0		2nd (16-33) 48.5			Total (25-62) 40.3				
3FG	1st (3-10) 30.0		2nd (0-5) 0.0			Total (3-15) 20.0				
FT	1st (5-7) 71.4		2nd (11-13) 84.6			Total (16-20) 80.0				
Deadball Rebounds: 3										

MT	FG-A	3FG-A	FT-A	REB	PF	PTS	A	TO	BK	ST
Lymon*	3-6	3-4	4-4	2	3	13	5	5	0	4
Holt*	10-13	0-0	10-10	9	3	30	4	0	0	2
Queen*	3-4	1-1	2-2	10	4	9	1	6	0	1
Orr*	6-12	0-3	0-0	2	1	12	0	1	0	0
Lanning*	4-7	2-3	0-0	3	4	10	4	2	1	1
Pickel	4-9	3-7	0-0	1	0	11	3	2	0	1
Barclay	1-2	1-2	3-4	1	0	6	2	0	0	1
Brown	5-8	3-5	0-0	4	1	13	4	2	0	1
TEAM										
TOTALS	36-61	13-25	19-20	34	16	104	23	18	1	11
FG	1st (19-32) 59.4		2nd (17-29) 58.6			Total (36-61) 59.0				
3FG	1st (7-15) 46.7		2nd (6-10) 60.0			Total (13-25) 52.0				
FT	1st (6-6) 100.0		2nd (13-14) 92.9			Total (19-20) 95.0				
Deadball Rebounds: 1										

Halftime Score: MT 51, Western Carolina 26
Attendance: 2307
Officials: Grinter, Hust, Novak
Technical Fouls: None.

2007-08
2nd Round

March 21, 2008
Memorial Coliseum (Lexington, Ky.)

Kentucky 68, Middle Tennessee 66 (OT)

MT	FG-A	3FG-A	FT-A	REB	PF	PTS	A	TO	BK	ST
Holt*	12-28	2-2	6-9	6	3	32	3	5	0	1
Queen*	2-8	1-3	1-2	2	5	6	2	1	0	0
Lymon*	4-7	3-6	0-0	5	5	11	1	3	0	3
Orr*	0-3	0-2	0-0	6	1	0	0	0	0	3
Lanning*	0-3	0-2	2-3	2	4	2	0	2	1	2
Pickel	2-5	1-4	0-0	0	2	5	2	2	0	1
Barclay	1-5	0-3	0-0	1	3	2	0	2	0	1
Brown	3-6	2-5	0-0	5	1	8	0	2	1	1
TEAM										
TOTALS	24-65	9-27	9-14	29	24	66	8	17	2	12
FG	1st (11-30) 36.7		2nd (11-28) 39.3			Total (24-65) 36.9				
3FG	1st (3-14) 21.4		2nd (5-11) 45.5			Total (9-27) 33.3				
FT	1st (4-6) 66.7		2nd (5-8) 62.5			Total (9-14) 64.3				
Deadball Rebounds: 1,2										

Kentucky	FG-A	3FG-A	FT-A	REB	PF	PTS	A	TO	BK	ST
Dunlap*	3-7	0-2	0-0	14	2	6	0	7	4	3
Elliott*	2-2	0-0	0-0	4	3	4	1	1	2	0
Chowning*	4-10	1-4	4-6	4	3	13	0	2	1	1
Mahoney*	4-12	0-2	2-3	3	2	10	0	3	0	1
Bowman*	3-9	0-0	1-2	6	2	7	0	4	1	3
Ormerod	0-0	0-0	2-2	1	0	2				



2014-15
1st Round

March 19, 2015
Murphy Center (Murfreesboro, Tenn.)

Middle Tennessee 69, Ball State 58

Ball State	FG-A	3FG-A	FT-A	REB	PF	PTS	A	TO	BK	ST
Bennett*	4-9	0-3	4-4	2-2-4	4	12	0	1	4	0
Justice*	1-7	0-4	5-6	3-4-7	0	7	1	2	0	1
Fontaine*	4-8	0-0	7-8	4-6-10	3	15	0	8	0	3
Morrison*	4-8	3-5	0-0	0-5-5	2	11	2	2	0	1
Hosea*	2-5	0-0	0-0	1-2-3	0	4	3	5	0	0
Simond	0-3	0-1	2-2	0-4-4	1	2	0	1	0	0
Ussery	0-2	0-0	0-0	0-1-1	0	0	0	0	0	0
Frazier	0-2	0-0	0-0	0-1-1	2	0	2	0	1	1
Merder	0-1	0-0	2-2	0-1-1	2	2	1	0	0	0
Monaco	1-5	1-4	2-2	1-5-6	1	5	1	1	0	0
TEAM TOTALS	16-50	4-17	22-24	13-33-46	15	58	10	20	5	6

FG 1st: 11-26 42.3 2nd: 15-31 48.4 Game: 45.6
 3FG 1st (1-8) 12.5 2nd (3-9) 33.3 Total (4-17) 23.5
 FT 1st (8-8) 100.0 2nd (14-16) 87.5 Total (22-24) 91.7
 Deadball Rebounds: 5

MT	FG-A	3FG-A	FT-A	REB	PF	PTS	A	TO	BK	ST
Reuter*	0-0	0-0	2-2	0-2-2	4	2	0	1	2	1
Cason*	2-8	0-4	0-0	0-0-0	0	4	3	1	0	1
Edwards*	6-12	3-7	2-3	3-9-12	2	17	3	1	0	1
Petty*	6-16	1-10	0-0	0-2-2	3	13	3	5	0	3
Jones*	6-20	3-9	4-6	1-4-5	2	19	4	0	0	8
Sissom	0-2	0-1	0-0	0-0-0	0	0	0	0	0	0
Lyon	0-0	0-0	0-0	0-0-0	0	2	0	0	0	1
Dow	2-5	0-2	1-1	3-0-3	0	5	0	0	0	2
Porter	4-5	1-1	0-0	2-1-3	3	9	0	0	1	0
TEAM TOTALS	26-68	8-34	9-12	11-21-32	16	69	13	8	3	17

FG 1st (14-35) 40.0 2nd (12-33) 36.4 Total (26-68) 38.2
 3FG 1st (6-20) 30.0 2nd (2-14) 14.3 Total (8-34) 23.5
 FT 1st (4-5) 80.0 2nd (5-7) 71.4 Total (9-12) 75.0
 Deadball Rebounds: 5
 Halftime Score: MT 38, Ball State 25
 Attendance: 2519; Officials: Marsh, Galloway, Blevins; Technical Fouls: None.

2014-15
2nd Round

March 22, 2015
Murphy Center (Murfreesboro, Tenn.)

Middle Tennessee 70, Arkansas State 60

Arkansas St.	FG-A	3FG-A	FT-A	REB	PF	PTS	A	TO	BK	ST
Brown-Haywood*3-8	0-2	0-0	1-2-3	2	6	2	2	2	0	2
Hunt*	2-5	0-0	0-1	1-5-6	0	4	0	0	0	0
Qedan*	1-5	1-2	2-2	0-0-0	3	5	2	1	2	0
Ruffins*	0-1	0-0	0-0	2-2-4	1	0	1	1	0	0
Gamble*	9-16	0-1	6-6	2-5-7	0	24	1	3	0	1
Bradshaw	0-1	0-0	0-0	0-4-4	1	0	0	0	1	1
Gill	4-10	1-2	0-0	0-2-2	3	9	1	2	1	1
Holloway	0-2	0-1	0-0	0-0-0	1	0	1	0	0	0
Flanery*	4-8	4-5	0-0	0-2-2	1	12	0	1	0	1
TEAM TOTALS	23-56	6-13	8-9	6-22-28	12	60	8	10	4	6

FG 1st (11-27) 40.7 2nd (12-29) 41.4 Total (23-56) 41.1
 3FG 1st (1-4) 25.0 2nd (5-9) 55.6 Total (6-13) 46.2
 FT 1st (2-2) 100.0 2nd (6-7) 85.7 Total (8-9) 88.9
 Deadball Rebounds: 0

MT	FG-A	3FG-A	FT-A	REB	PF	PTS	A	TO	BK	ST
REUTER*	5-7	0-1	0-0	3-3-6	4	10	2	0	2	1
CASON*	2-5	0-2	1-2	2-2-4	1	5	4	1	0	2
EDWARDS*	7-11	4-4	0-2	3-9-12	1	18	1	0	0	1
PETTY*	9-23	3-10	1-3	2-3-5	1	22	4	4	0	0
JONES*	6-18	1-4	1-6	6-6-12	1	14	3	2	0	3
SISSOM	0-2	0-2	0-0	0-1-1	0	0	1	1	0	0
LYON	0-0	0-0	1-2	1-1-2	0	1	0	0	1	0
DOW	0-1	0-0	0-0	0-1-1	0	0	0	0	1	1
PORTER	0-0	0-0	0-0	0-0-0	2	0	0	1	0	0
TEAM TOTALS	29-67	8-23	4-15	23-28-51	10	70	15	11	4	8

FG 1st (10-34) 29.4 2nd (19-33) 57.6 Total (29-67) 43.3
 3FG 1st (4-11) 36.4 2nd (4-12) 33.3 Total (8-23) 34.8
 FT 1st (1-6) 16.7 2nd (9-15) 3-9 33.3 Total (10-21) 47.6
 Deadball Rebounds: 4

Halftime Score: MT 25, Arkansas State 25
 Attendance: 2,806
 Officials: Hust, Gearhart, Fessler; Technical fouls: None

2014-15
3rd Round

March 26, 2015
Murphy Center (Murfreesboro, Tenn.)

Middle Tennessee 82, Ole Miss 70

Ole Miss	FG-A	3FG-A	FT-A	REB	PF	PTS	A	TO	BK	ST
McCray*	6-9	0-0	1-2	2-1-3	1	13	0	3	0	1
Faleru*	1-4	0-1	2-2	1-0-1	3	4	0	2	0	1
Hayes*	6-14	0-3	2-3	2-0-2	2	14	0	3	0	1
Sisk*	2-5	1-2	1-2	2-4-6	4	6	2	1	0	2
Frizzell*	1-2	1-1	0-0	0-1-1	3	3	0	1	0	1
Golden	0-0	0-0	0-0	0-1-1	1	0	1	0	0	0
Joseph	0-0	0-0	0-0	0-0-0	0	0	0	0	0	0
Porter	0-0	0-0	0-0	0-0-0	0	0	0	0	0	0
Briggs	2-6	0-1	0-0	0-2-2	1	4	0	2	1	0
Singletary	0-1	0-1	0-1	0-1-1	0	0	0	1	0	0
Sessom	4-11	3-5	7-7	2-1-3	3	18	0	2	0	0
Hart	4-5	0-0	0-0	3-3-6	5	8	0	1	1	0
TEAM TOTALS	26-57	5-14	13-17	13-14-27	24	70	3	16	2	6

FG 1st (9-29) 31.0 2nd (16-33) 48.5 Total (25-62) 40.3
 3FG 1st: 2-4 50.0 2nd: 3-10 30.0 Game: 35.7
 FT 1st: 2-4 50.0 2nd: 11-13 84.6 Total (13-17) 76.5
 Deadball Rebounds: 0

MT	FG-A	3FG-A	FT-A	REB	PF	PTS	A	TO	BK	ST
REUTER*	2-4	0-1	0-0	1-5-6	5	4	0	0	0	1
CASON*	1-1	0-0	3-5	1-2-3	1	5	1	4	0	0
EDWARDS*	3-7	1-4	4-4	4-4-8	3	11	0	4	0	3
PETTY*	11-16	1-3	6-7	1-1-2	1	29	7	1	0	3
JONES*	7-13	3-7	5-10	0-6-6	3	22	4	3	0	2
LYON	0-0	0-0	0-0	0-0-0	1	0	0	0	0	0
DOW	2-4	0-2	3-6	1-3-4	1	7	0	2	0	2
PORTER	2-2	0-0	0-0	0-0-0	1	4	0	2	0	0
TEAM TOTALS	28-47	5-17	21-32	11-22-33	16	82	12	17	0	11

FG 1st (14-24) 58.3 2nd (14-23) 60.9 Total (28-47) 59.6
 3FG 1st (4-9) 44.4 2nd (1-8) 12.5 Total (5-17) 29.4
 FT 1st (9-12) 75.0 2nd (12-20) 60.0 Game: 65.6
 Deadball Rebounds: 5

Halftime Score: MT 41, Ole Miss 26
 Attendance: 2,806
 Officials: Grinter, Spurlock, Overstreet
 Technical Fouls: MT, none, Ole Miss, Team.

2014-15
Quarterfinals

March 29, 2015
Murphy Center (Murfreesboro, Tenn.)

Temple 69, Middle Tennessee 57

Temple	FG-A	3FG-A	FT-A	REB	PF	PTS	A	TO	BK	ST
Martin*	2-5	0-0	0-0	5-10-15	2	4	1	3	2	0
Butts*	3-6	3-4	0-0	0-0-0	0	9	1	3	0	2
Coville*	3-9	0-1	0-0	4-5-9	5	6	1	3	0	1
Atkinson*	2-6	0-0	0-0	1-5-6	3	4	2	3	1	1
Williams*	5-10	2-3	11-12	2-4-6	4	23	5	6	0	0
Fitzgerald	5-14	1-3	4-6	0-3-3	3	15	3	4	0	4
Traore	0-0	0-0	4-4	0-2-2	0	4	0	0	0	1
Berger	1-3	0-2	2-2	0-4-4	0	4	0	0	0	0
Robinson	0-2	0-0	0-0	0-1-1	2	0	0	0	0	0
TEAM TOTALS	21-55	6-13	21-24	14-34-48	19	69	13	22	3	9

FG 1st (13-33) 39.4 2nd (8-22) 36.4 Total (21-55) 38.2
 3FG 1st (5-8) 62.5 2nd (1-5) 20.0 Total (6-13) 36.2
 FT 1st (4-4) 100.0 2nd (17-20) 85.0 Total (21-24) 87.5
 Deadball Rebounds: 1

MT	FG-A	3FG-A	FT-A	REB	PF	PTS	A	TO	BK	ST
REUTER*	2-10	1-6	0-0	2-1-3	3	5	1	5	1	0
CASON*	1-8	1-1	2-2	2-4-6	4	5	2	0	1	4
EDWARDS*	2-13	2-8	2-3	10-10-20	2	8	1	1	0	2
PETTY*	5-11	0-3	0-0	0-3-3	2	10	4	7	0	3
JONES*	7-17	3-6	7-8	1-0-1	3	24	1	1	0	5
PRESERVATI	0-0	0-0	0-0	0-1-1	0	0	0	0	0	0
SISSOM	0-1	0-0	0-0	1-0-1	1	0	0	1	0	0
SELLS	0-0	0-0	0-0	0-0-0	0	0	0	0	0	0
LYON	0-1	0-0	0-0	0-0-0	1	0	0	0	0	0
DOW	0-2	0-2	1-2	0-0-0	3	1	1	0	0	0
PORTER	1-3	0-1	2-4	1-2-3	2	4	1	1	1	0
TEAM TOTALS	18-66	7-27	14-19	18-22-40	21	57	11	16	3	14

TOTAL FG% 1st Half: 5-32 15.6% 2nd Half: 13-34 38.2% Game: 27.3%
 FG 1st (11-22) 50.0 2nd (10-31) 32.3 Total (21-53) 40.0
 3FG 1st (2-6) 33.3 2nd (0-4) 0.0 Total (2-10) 20.0
 FT 1st (4-4) 100.0 2nd (13-20) 65.0 Total (17-24) 70.8
 Deadball Rebounds: 5,1

Halftime Score: Temple 35, Middle Tennessee 15
 Attendance: 2,587
 Officials: Smith, Hust, Galloway
 Technical Fouls: None.

2016-17 1st Round

March 16, 2017
Murphy Center (Murfreesboro, Tenn.)

Middle Tennessee 67, Morehead State 58

MSU (21-10)	FG-A	3FG-A	FT-A	REB	PF	PTS	A	TO	BK	ST	MIN
14 STEELE*	3-6	0-0	0-0	2-1-3	3	6	1	2	0	1	25
32 McKEE*	2-10	0-3	3-3	1-10-11	2	7	2	0	0	0	29
04 SEWARD*	2-9	0-2	0-0	0-1-1	2	4	3	5	0	5	23
11 CROCKETT*	5-11	0-0	1-1	1-0-1	2	11	3	2	1	1	35
34 WELLS*	4-10	2-6	0-0	1-3-4	1	10	3	1	0	0	29
01 JACKSON	1-3	0-1	0-0	1-3-4	1	2	0	1	0	0	8
05 BROWN	0-3	0-0	2-4	1-1-2	1	2	2	1	0	0	9
20 TODD	5-8	0-0	0-0	3-7-10	2	10	2	1	4	0	27
22 TATE	2-8	2-6	0-0	1-2-3	3	6	0	0	0	0	15
TEAM				2-2-4							
Totals	24-68	4-18	6-8	13-30-43	17	58	16	13	5	7	200

FG	1st: 4-17 23.5	2nd: 7-18 38.9	3rd: 6-15 40.0	4th: 7-18 38.9	Total: 35.3
3FG	1st: 1-6 16.7	2nd: 3-11 100.0	3rd: 1-1 100.0	4th: 0-4 0.0	Total: 22.2
FT	1st: 0-0 0.0	2nd: 1-1 100.0	3rd: 2-2 100.0	4th: 3-5 60.0	Total: 75.0

MT (22-10)	FG-A	3FG-A	FT-A	REB	PF	PTS	A	TO	BK	ST	MIN
00 JOHNSON*	10-24	0-0	6-6	3-9-12	2	26	2	1	2	0	34
24 REUTER*	2-8	1-1	3-4	4-5-9	4	8	1	1	0	0	21
03 ALLISON*	0-3	0-2	2-2	0-4-4	0	2	2	2	0	0	18
05 SISSOM*	1-4	1-2	0-0	0-2-2	3	3	2	1	0	1	40
20 PETTY*	7-16	3-4	5-6	0-3-3	3	22	4	4	0	3	40
14 COLLIER	0-2	0-2	1-2	1-2-3	1	1	2	0	0	0	22
23 LYON	2-3	1-1	0-2	1-2-3	4	5	1	2	1	1	25
TEAM				1-4-5							
Totals	22-60	6-12	17-22	10-31-41	17	67	14	12	3	5	200

FG	1st: 4-12 33.3	2nd: 4-14 28.6	3rd: 7-18 38.9	4th: 7-16 43.8	Total: 36.7
3FG	1st: 3-5 60.0	2nd: 1-2 50.0	3rd: 1-2 50.0	4th: 1-3 33.3	Total: 50.0
FT	1st: 5-6 83.3	2nd: 7-10 70.0	3rd: 1-1 100.0	4th: 4-5 80.0	Total: 77.3

Deadball Rebounds: 3
Halftime Score: Middle Tennessee 32, Morehead State 26
Attendance: 2,536
Officials: Charlie Hust, Adam Rider, Trey Miles; Technical Fouls: None.

2016-17 3rd Round

March 23, 2017
McCamish Pavilion (Atlanta, Ga.)

Georgia Tech 70, Middle Tennessee 57

MT (23-11)	FG-A	3FG-A	FT-A	REB	PF	PTS	A	TO	BK	ST	MIN
00 JOHNSON*	3-9	0-0	2-4	1-5-6	5	8	0	1	2	0	35
03 ALLISON*	2-5	2-5	2-2	1-0-1	1	8	0	2	0	0	11
05 SISSOM*	1-4	1-3	0-0	0-5-5	3	3	2	0	0	0	38
20 PETTY*	8-19	3-8	2-2	1-3-4	1	21	6	2	0	5	40
24 REUTER*	4-10	1-5	0-0	1-3-4	5	9	2	3	2	0	25
10 MIDDLEBROOKS	1-3	1-2	0-0	0-0-0	2	3	0	1	0	0	7
14 COLLIER	0-5	0-2	0-0	0-0-0	0	0	0	0	0	1	11
23 LYON	1-2	0-0	0-0	1-4-5	5	2	1	1	1	2	25
35 SAVAGE	1-3	0-1	1-2	1-0-1	2	3	0	0	0	0	8
TEAM				3-2-5							
Totals	21-60	8-26	7-10	9-22-31	24	57	11	10	5	8	200

FG	1st: 4-16 25.0	2nd: 4-14 28.6	3rd: 5-17 29.4	4th: 8-13 61.5	Total: 35.0
3FG	1st: 1-4 25.0	2nd: 2-6 33.3	3rd: 1-10 10.0	4th: 4-6 66.7	Total: 30.8
FT	1st: 0-0 0.0	2nd: 1-2 50.0	3rd: 1-2 50.0	4th: 5-6 83.3	Total: 70.0

Deadball Rebounds: 0, 2

GT (20-14)	FG-A	3FG-A	FT-A	REB	PF	PTS	A	TO	BK	ST	MIN
00 Tilford*	2-7	0-0	0-0	4-4-8	3	4	4	2	0	1	35
10 Vuckovic*	3-7	2-3	0-0	0-6-6	1	8	1	1	0	0	34
11 Edeforika*	3-9	0-0	3-4	1-5-6	4	9	2	3	3	0	25
21 O'Neil*	6-8	0-0	2-5	2-2-4	2	14	2	3	2	1	24
33 Pan*	6-15	2-6	4-4	2-4-6	0	18	2	1	0	1	28
01 Pugh	4-6	0-0	1-6	4-1-5	3	9	0	3	0	0	16
13 Sweeney	0-1	0-1	1-2	0-0-0	0	1	3	0	0	0	4
24 Scott	0-2	0-0	1-4	2-5-7	4	1	3	1	1	1	17
55 Peresson	2-2	2-2	0-0	0-0-0	1	6	1	1	0	0	17
TEAM				1-3-4							
Totals	26-57	6-12	12-25	16-30-46	18	70	18	15	6	4	200

FG	1st: 10-18 55.6	2nd: 1-7 14.3	3rd: 10-16 62.5	4th: 5-16 31.3	Total: 45.6
3FG	1st: 3-4 75.0	2nd: 1-2 50.0	3rd: 1-2 50.0	4th: 1-4 25.0	Total: 50.0
FT	1st: 4-7 57.1	2nd: 4-4 100.0	3rd: 2-6 33.3	4th: 2-8 25.0	Total: 48.0

Deadball Rebounds: 4, 3

Halftime Score: Georgia Tech 34, Middle Tennessee 20
Attendance: 819
Officials: Carla Fountain, Kevin Pethel, Brian Garland; Technical Fouls: None.

2016-17 2nd Round

March 19, 2017
Murphy Center (Murfreesboro, Tenn.)

Middle Tennessee 73, Wake Forest 66

WF (16-16)	FG-A	3FG-A	FT-A	REB	PF	PTS	A	TO	BK	ST	MIN
32 Quinn*	5-6	0-0	1-1	3-4-7	3	11	0	6	2	1	36
41 Penna*	6-15	2-6	3-4	0-3-3	5	17	6	4	0	1	37
02 Campbell*	3-10	0-1	3-4	1-6-7	4	9	3	2	1	2	38
14 Sharp*	0-2	0-0	2-2	3-0-3	1	2	1	1	3	0	33
25 Stephenson*	8-19	4-11	3-4	0-2-2	4	23	1	3	1	1	39
05 Berranger	0-0	0-0	0-0	0-0-0	0	0	0	0	0	0	0+
15 Simmons	1-1	0-0	2-2	0-0-0	4	4	2	1	0	0	12
42 Whitehead	0-0	0-0	0-0	1-0-1	3	0	0	0	1	0	3
44 Udoh	0-0	0-0	0-0	1-0-1	1	0	0	0	1	0	2
TEAM				2-2-7							
Totals	23-53	6-18	14-17	11-20-31	25	66	13	17	9	5	200

FG	1st: 7-12 58.3	2nd: 6-11 54.5	3rd: 5-17 29.4	4th: 5-13 38.5	Total: 43.4
3FG	1st: 1-4 25.0	2nd: 3-5 60.0	3rd: 1-6 16.7	4th: 1-3 33.3	Total: 33.3
FT	1st: 2-2 100.0	2nd: 1-2 50.0	3rd: 4-5 80.0	4th: 7-8 87.5	Total: 82.4

MT (23-10)	FG-A	3FG-A	FT-A	REB	PF	PTS	A	TO	BK	ST	MIN
00 JOHNSON*	10-14	1-2	7-7	3-4-4	3	28	3	1	2	0	39
24 REUTER*	1-3	0-0	0-0	0-2-2	2	2	2	2	0	0	15
03 ALLISON*	3-7	1-4	1-2	1-3-4	1	8	2	2	0	1	21
05 SISSOM*	0-7	0-6	3-4	0-3-3	1	3	3	2	0	1	40
20 PETTY*	7-20	2-5	12-12	1-8-9	2	28	3	4	0	2	40
14 COLLIER	0-1	0-1	0-0	0-0-0	4	0	1	0	0	0	17
23 LYON	2-3	0-0	0-0	2-2-4	3	4	0	1	1	1	27
35 SAVAGE	0-1	0-0	0-0	0-0-0	0	0	0	0	0	0	1
TEAM				6-3-9							
Totals	23-56	4-18	23-25	13-22-35	16	73	14	14	3	5	200

FG	1st: 6-12 50.0	2nd: 4-13 30.8	3rd: 7-18 38.9	4th: 6-13 46.2	Total: 41.1
3FG	1st: 1-4 25.0	2nd: 1-3 33.3	3rd: 2-8 25.0	4th: 0-3 0.0	Total: 22.2
FT	1st: 6-6 100.0	2nd: 8-9 88.9	3rd: 0-0 0.0	4th: 9-10 90.0	Total: 92.0

Halftime Score: Middle Tennessee 36, Wake Forest 33
Attendance: 2,519
Officials: Charlie Hust, Troy Winders, Natosha Harris; Technical Fouls: None.

2017-18 1st Round

March 15, 2018
Worthen Arena (Muncie, Ind.)

Ball State 69, Middle Tennessee 60

MT (18-13)	FG-A	3FG-A	FT-A	REB	PF	PTS	A	TO	BK	ST	MIN
00 JOHNSON*	4-7	0-0	3-6	1-5-6	5	11	0	1	1	0	24
23 LYON*	3-4	0-0	0-2	1-7-8	5	6	1	1	0	1	34
05 SISSOM*	2-13	2-6	4-4	1-3-4	3	10	7	5	0	0	40-
12 LOURO*	3-10	3-10	3-4	0-9-9	4	12	4	4	1	2	33
14 COLLIER*	0-3	0-1	0-0	0-1-1	2	0	0	2	0	1	14
13 MAJORS	1-4	0-0	0-0	0-0-0	0	2	0	0	0	0	1
15 JONES	3-10	2-8	0-0	1-1-2	5	8	1	0	0	0	28
24 REUTER	2-5	0-1	2-2	4-4-8	3	6	2	2	0	0	18
35 SAVAGE	2-3	1-2	0-0	1-1-2	0	5	0	2	0	1	5
TEAM				4-1-5							
Totals	20-59	8-28	12-18	13-32-45	27	60	15	18	2	6	200

FG	1st: 5-17 29.4	2nd: 3-12 50.0	3rd: 7-17 41.2	4th: 5-13 38.5	Total: 33.9
3FG	1st: 1-6 16.7	2nd: 2-8 25.0	3rd: 3-8 37.5	4th: 2-6 33.3	Total: 28.6
FT	1st: 3-6 50.0	2nd: 1-2 50.0	3rd: 5-6 83.3	4th: 3-4 75.0	Total: 66.7

Deadball Rebounds: 5

BALL STATE (25-6)	FG-A	3FG-A	FT-A	REB	PF	PTS	A	TO	BK	ST	MIN
22 WASHINGTON*	5-17	0-3	5-7	6-6-12	3	15	0	2	2	3	27
33 MONACO*	4-8	3-5	3-4	0-4-4	4	14	0	0	2	2	35
03 GRAND*	4-10	1-1	7-8	1-5-6	2	16	6	2	3	3	39
20 FRAZIER*	2-9	0-5	6-8	2-2-4	2	10	3	4	0	2	30
24 SAMZ*	3-7	1-4	6-8	0-3-3	1	13	3	1	0	1	36
05 HOWARD-BASS	0-0	0-0	0-0	0-0-0	1	0	0	0	0	0	3
31 PENNY	0-0	0-0	1-2	0-2-2	0	1	0	2	0	0	12
32 BROWN	0-5	0-0	0-0	1-2-3	2	0	0	2	0	2	16
34 WALKER	0-1	0-0	0-0	0-1-1	0	0	0	0	0	0	2
TEAM				2-2-4							
Totals	18-57	5-18	28-37	12-27-39	15	69	12	13	7	13	200

FG	1st: 3-16 18.8	2
----	----------------	---



2018-19
1st Round

March 21, 2019
Murphy Center (Murfreesboro, Tenn.)

Middle Tennessee 59, IUPUI 47

IUPUI (20-12)	FG-A	3FG-A	FT-A	REB	PF	PTS	A	TO	BK	ST	MIN
04 GIVENS*	1-5	0-2	10-10	1-2-3	1	12	1	2	0	4	39
15 ELGEDAWY*	3-4	0-0	2-2	1-2-3	5	8	1	5	0	0	18
05 CREECH*	3-4	0-0	1-4	0-1-1	4	7	0	0	0	0	24
11 BREWER*	2-8	2-7	7-8	0-1-1	4	13	1	1	0	2	39
30 ABDELGAWAD*	2-3	1-2	1-2	1-1-2	2	6	0	1	0	0	22
01 NIANG	1-2	0-1	0-0	0-0-0	5	2	0	1	0	0	9
03 BOPP	3-3	2-2	0-0	0-0-0	0	8	3	0	0	1	9
13 ALLEN	3-3	0-0	0-0	0-0-0	2	6	0	0	0	0	14
20 SMITH	0-1	0-1	0-0	1-0-1	0	0	0	0	0	0	5
22 PORTER	1-4	1-1	4-4	2-0-2	3	7	3	2	0	1	21
TEAM				1-3-4							
Totals	19-37	6-16	25-30	7-10-17	26	69	9	13	0	8	200

FG	1st: 4-17 23.5	2nd: 3-10 30.0	3rd: 5-15 33.3	4th: 5-14 35.7	Total: 30.4
3FG	1st: 0-4 0.0	2nd: 3-7 42.9	3rd: 0-3 0.0	4th: 0-4 0.0	Total: 16.7
FT	1st: 2-2 100.0	2nd: 4-4 100.0	3rd: 3-4 75.0	4th: 1-5 20.0	Total: 66.7
Deadball Rebounds:	3				

MT (23-10)	FG-A	3FG-A	FT-A	REB	PF	PTS	A	TO	BK	ST	MIN
00 JOHNSON*	2-2	2-2	4-4	1-2-3	3	10	2	2	1	0	25
01 HAYES*	7-9	0-0	3-4	1-3-4	4	17	0	1	0	0	22
02 SUTTON*	1-6	0-2	4-4	0-0-0	3	6	2	2	0	0	22
12 LOURO*	2-3	1-2	2-2	2-1-3	4	7	1	3	0	2	33
15 JONES*	8-11	2-4	8-10	0-1-1	2	26	0	1	1	2	40
03 ALLISON	0-0	0-0	0-0	0-0-0	1	0	0	0	0	0	1
13 MAJORS	6-7	0-0	3-4	2-5-7	2	15	1	1	0	0	29
14 COLLIER	0-1	0-1	0-0	0-1-1	2	0	3	1	0	0	18
23 WHITTINGTON	0-0	0-0	0-0	0-0-0	3	0	0	0	0	0	10
TEAM											
Totals	26-39	5-11	24-28	6-13-19	24	81	9	13	2	4	200

FG	1st: 2-10 20.0	2nd: 6-14 42.9	3rd: 6-14 42.9	4th: 8-11 72.7	Total: 44.9
3FG	1st: 0-4 0.0	2nd: 3-10 30.0	3rd: 0-1 0.0	4th: 2-3 66.7	Total: 27.8
FT	1st: 4-4 100.0	2nd: 2-2 100.0	3rd: 2-2 100.0	4th: 2-3 66.7	Total: 90.9
Deadball Rebounds:	0				

Halftime Score: Middle Tennessee 25, IUPUI 23
Attendance: 1,492
Officials: Charlie Hust, David Jenkins, Ryan Durham; Technical Fouls: None.

2018-19
2nd Round

March 24, 2019
Convocation Center (Athens, Ohio)

Ohio 59, Middle Tennessee 57

MT (23-11)	FG-A	3FG-A	FT-A	REB	PF	PTS	A	TO	BK	ST	MIN
00 JOHNSON*	2-5	0-2	3-4	4-5-9	4	7	2	3	2	0	37
01 HAYES*	8-16	0-0	1-3	3-12-15	4	17	4	5	0	2	39
02 SUTTON*	2-5	2-3	0-0	0-2-2	5	6	0	4	0	0	24
12 LOURO*	2-5	0-2	0-0	3-5-8	1	4	4	1	1	0	34
15 JONES*	6-15	3-10	0-0	0-3-3	3	15	0	4	1	1	34
13 MAJORS	1-2	0-0	0-2	0-1-1	1	2	1	0	1	0	9
14 COLLIER	1-4	1-4	0-0	0-0-0	4	3	1	0	0	1	16
23 WHITTINGTON	1-2	1-2	0-0	0-2-2	0	3	0	1	0	0	7
TEAM				3-1-4							
Totals	23-54	7-23	4-9	13-31-44	22	57	12	19	5	4	200

FG	1st: 6-12 50.0	2nd: 8-16 50.0	3rd: 3-11 27.3	4th: 6-15 40.0	Total: 42.6
3FG	1st: 3-5 60.0	2nd: 2-7 28.6	3rd: 0-4 0.0	4th: 2-7 28.6	Total: 30.4
FT	1st: 1-3 33.3	2nd: 0-0 0.0	3rd: 1-4 25.0	4th: 2-2 100.0	Total: 44.4
Deadball Rebounds:	2				

OHIO (29-5)	FG-A	3FG-A	FT-A	REB	PF	PTS	A	TO	BK	ST	MIN
04 Johnson*	3-10	0-2	5-6	0-4-4	3	11	2	2	0	0	30
41 Burris*	4-9	1-4	0-0	1-3-4	1	9	2	4	3	1	34
01 Hooks*	5-13	0-2	8-15	2-1-3	3	18	3	0	1	4	28
03 Burke*	3-12	2-7	0-0	3-5-8	1	8	1	2	0	1	36
10 Doseck*	1-4	1-3	2-2	0-2-2	2	5	0	0	0	2	32
13 Bower	1-1	1-1	1-2	0-3-3	0	4	0	0	0	2	22
15 Bambule	0-0	0-0	0-0	0-0-0	1	0	0	0	0	1	4
32 Beck	2-3	0-0	0-1	0-3-3	0	4	0	1	0	1	12
54 Jessing	0-0	0-0	0-0	1-0-1	0	0	0	0	0	0	2
TEAM				2-0-2							
Totals	19-52	5-19	16-26	9-21-30	11	59	8	10	7	10	200

FG	1st: 5-15 33.3	2nd: 5-12 41.7	3rd: 5-14 35.7	4th: 4-11 36.4	Total: 36.5
3FG	1st: 2-7 28.6	2nd: 2-6 33.3	3rd: 1-5 20.0	4th: 0-1 0.0	Total: 26.3
FT	1st: 4-5 80.0	2nd: 0-1 0.0	3rd: 0-1 0.0	4th: 7-12 58.3	Total: 61.5
Deadball Rebounds:	3				

Halftime Score: Middle Tennessee 34, Ohio 28
Attendance: 867
Officials: Frank Statoro, Molly Caldwell, Josh Howell; Technical Fouls: None.



Individual Postseason Records

Points

1.	Alysha Clark	34	March 22, 2009	at Michigan State
2.	Kim Webb	33	March 17, 1985	at Western Kentucky
3.	Amber Holt	32	March 21, 2008	at Kentucky*
4.	Jamie Thomatis	30	March 14, 2001	at Indiana*
	Amber Holt	30	March 19, 2008	vs. Western Carolina*
6.	Ty Petty	29	March 26, 2015	vs. Ole Miss*
7.	Alex Johnson	28	March 19, 2017	vs. Wake Forest*
	Ty Petty	28	March 19, 2017	vs. Wake Forest*
9.	Alice Lawrence	27	March 17, 1985	vs. Western Kentucky
10.	Patrice Holmes	26	March 19, 2005	vs. N.C. State
	Alex Johnson	26	March 16, 2017	vs. Morehead State*
	Anna Jones	26	March 21, 2019	vs. IUPUI*
	Anastasia Hayes	26	March 21, 2021	vs. Tennessee

Rebounds

1.	Brea Edwards	20	March 29, 2015	vs. Temple*
2.	Icelyn Elie	16	March 18, 2012	at Vanderbilt
	Ebony Rowe	16	March 18, 2012	at Vanderbilt
4.	A'Queen Hayes	15	March 24, 2019	at Ohio*
5.	Alysha Clark	14	March 21, 2010	vs. Mississippi State
6.	Ebony Rowe	12	March 24, 2013	at Louisville
	Olivia Jones	12	March 22, 2015	vs. Arkansas State*
	Brea Edwards	12	March 19, 2015	vs. Ball State*
	Brea Edwards	12	March 22, 2015	vs. Arkansas State*
	Alex Johnson	12	March 16, 2017	vs. Morehead State*

Field Goals Made

1.	Alysha Clark	14	March 22, 2009	at Michigan State
2.	Kim Webb	13	March 17, 1985	at Western Kentucky
3.	Amber Holt	12	March 21, 2008	at Kentucky*
4.	Jamie Thomatis	11	March 14, 2001	at Indiana*
	Patrice Holmes	11	March 19, 2005	vs. North Carolina State
	Ty Petty	11	March 26, 2015	vs. Ole Miss*
	Chrissy Givens	11	March 18, 2006	vs. Utah
8.	Amber Holt	10	March 17, 2007	vs. Gonzaga
	Amber Holt	10	March 19, 2008	vs. Western Carolina
	Alex Johnson	10	March 19, 2016	vs. Florida State
	Alex Johnson	10	March 16, 2017	vs. Morehead State*
	Alex Johnson	10	March 19, 2017	vs. Wake Forest*

3-Pointers Made

1.	Sandy Brown	5	March 16, 1988	vs. Kansas
	Patrice Holmes	5	March 21, 2005	vs. Texas Tech
	Johnna Abney	5	March 18, 2006	vs. Utah
4.	Kelly Chastain	4	March 14, 1998	vs. Duke
	Patrice Holmes	4	March 21, 2004	vs. North Carolina
	Brea Edwards	4	March 22, 2015	vs. Arkansas State*
	Icelyn Elie	4	March 24, 2013	at Louisville
	Brandi Brown	4	March 21, 2010	vs. Mississippi State

Free Throws Made

1.	Ty Petty	12	March 19, 2017	vs. Wake Forest*
	Amber Holt	10	March 19, 2008	vs. Western Carolina*
3.	Alice Lawrence	9	March 17, 1985	at Western Kentucky
4.	Jamie Thomatis	8	March 14, 2001	at Indiana*
	Anna Jones	8	March 21, 2019	at Ohio*
6.	Eva Lemeh	7	March 15, 1983	at Jackson State
	Kim Webb	7	March 17, 1985	at Western Kentucky
	Olivia Jones	7	March 29, 2015	vs. Temple*
	Alex Johnson	7	March 19, 2017	vs. Wake Forest*

Field Goal Percentage (min. 10 attempts)

1.	Amber Holt	.769 (10-13)	March 19, 2008	vs. Western Carolina*
2.	Anna Jones	.727 (8-11)	March 21, 2019	vs. IUPUI*
3.	Amber Holt	.714 (10-14)	March 17, 2007	vs. Gonzaga
	Alex Johnson	.714 (10-14)	March 19, 2017	vs. Wake Forest*
5.	Ty Petty	.688 (11-16)	March 26, 2015	vs. Ole Miss*
6.	Kim Webb	.667 (8-12)	March 14, 1984	vs. Tennessee
7.	Brea Edwards	.636 (7-11)	March 22, 2015	vs. Arkansas State*
8.	Lianne Beck	.615 (8-13)	March 16, 1988	at Kansas
	Krystle Horton	.615 (8-13)	March 21, 2004	vs. North Carolina
10.	Patrice Holmes	.611 (11-18)	March 19, 2005	vs. N.C. State

3-Point Field Goal Percentage (min. 4 attempts)

1.	Brea Edwards	100.0 (4-4)	March 22, 2015	vs. Arkansas State*
2.	Krystle Horton	.750 (3-4)	March 19, 2005	vs. N.C. State
	Chelsea Lymon	.750 (3-4)	March 19, 2008	vs. Western Carolina*
	Ty Petty	.750 (3-4)	March 16, 2017	vs. Morehead State*
5.	Kelly Chastain	.667 (4-6)	March 14, 1998	at Duke
	Icelyn Elie	.667 (4-6)	March 24, 2013	at Louisville
7.	Jackie Pickel	.600 (3-5)	March 19, 2007	vs. Marist
	Brandi Brown	.600 (3-5)	March 19, 2008	vs. Western Carolina*
9.	Patrice Holmes	.556 (5-9)	March 21, 2005	at Texas Tech
	Johna Abney	.556 (5-9)	March 18, 2006	vs. Utah

Free Throw Percentage (min. 6 attempts)

1.	Ty Petty	100.0 (12-12)	March 19, 2017	vs. Wake Forest*
	Amber Holt	100.0 (10-10)	March 19, 2008	vs. Western Carolina*
	Alex Johnson	100.0 (7-7)	March 19, 2017	vs. Wake Forest*
	Carlita Elder	100.0 (6-6)	March 11, 1999	at Memphis*
	Chrissy Givens	100.0 (6-6)	March 17, 2007	vs. Gonzaga
	Alex Johnson	100.0 (6-6)	March 16, 2017	vs. Morehead State*
7.	Alice Lawrence	.900 (9-10)	March 17, 1985	at Western Kentucky
8.	Kim Webb	.875 (7-8)	March 17, 1985	at Western Kentucky
	Olivia Jones	.875 (7-8)	March 29, 2015	vs. Temple*
10.	Keisha McClinic	.857 (6-7)	March 21, 2004	vs. North Carolina
	Olivia Jones	.857 (6-7)	March 26, 2015	vs. Ole Miss*
	Anastasia Hayes	.857 (6-7)	March 21, 2021	vs. Tennessee

Assists

1.	Chrissy Givens	11	March 18, 2006	vs. Utah
2.	Sherry Smith	8	March 17, 1983	at Louisiana Tech
3.	Kim Webb	7	March 12, 1986	at South Carolina
	Lori Gross	7	March 12, 1986	at South Carolina
	Shanice Cason	7	March 18, 2012	at Vanderbilt
	Ty Petty	7	March 26, 2015	vs. Ole Miss*
	Ty Petty	7	March 19, 2016	vs. Florida State
	Abbey Sissom	7	March 15, 2018	at Ball State*

Blocks

1.	Kay Willbanks	3	March 16, 1986	at LSU
	Kay Willbanks	3	March 12, 1986	at South Carolina
3.	15 tied with	2		

Steals

1.	Olivia Jones	8	March 19, 2015	vs. Ball State*
2.	Keisha McClinic	6	March 23, 2004	at Notre Dame
3.	Kim Webb	5	March 12, 1986	at South Carolina
	Chrissy Givens	5	March 17, 2007	vs. Gonzaga
	Olivia Jones	5	March 29, 2015	vs. Temple*
	Ty Petty	5	March 23, 2017	at Georgia Tech*

* - indicates Women's NIT game



Points

1.	104	vs. Western Carolina*	March 19, 2008
2.	85	vs. Gonzaga	March 17, 2007
3.	83	at Western Kentucky	March 17, 1985
4.	82	vs. Ole Miss*	March 26, 2015
5.	78	at South Carolina	March 12, 1986

Rebounds

1.	51	vs. Arkansas State*	March 22, 2015
2.	48	at South Carolina	March 12, 1986
3.	45	at Ball State*	March 15, 2018
4.	44	at LSU	March 16, 1986
	44	at Ohio*	March 24, 2019

Field Goals Made

1.	36	vs. Western Carolina*	March 19, 2008
2.	35	at South Carolina	March 12, 1986
3.	34	vs. Gonzaga	March 17, 2007
4.	32	at Kansas	March 16, 1988
	32	at Western Kentucky	March 17, 1985

3-Pointers Made

1.	13	vs. Western Carolina*	March 19, 2008
2.	12	vs. Mississippi State	March 21, 2010
3.	10	vs. Utah	March 18, 2006
	10	vs. Tennessee	March 21, 2021
4.	9	at Kentucky*	March 21, 2008
	9	at Duke	March 14, 1998

Free Throws Made

1.	24	vs. IUPUI*	March 21, 2019
2.	23	vs. Wake Forest*	March 19, 2017
3.	21	vs. Ole Miss*	March 26, 2015
4.	19	vs. Western Carolina*	March 19, 2008
	19	at Western Kentucky	March 17, 1985

Field Goal Percentage

1.	59.6	vs. Ole Miss*	March 26, 2015
2.	59.0	vs. Western Carolina*	March 19, 2008
3.	50.8	at Western Kentucky	March 17, 1985
4.	47.9	vs. Gonzaga	March 17, 2007
5.	47.8	at Kansas	March 16, 1988

3-Point Field Goal Percentage

1.	.533	at Kansas	March 16, 1988
2.	.520	vs. Western Carolina*	March 19, 2008
3.	.500	vs. Utah	March 18, 2006
	.500	at Duke	March 14, 1998
	.500	vs. Morehead State*	March 16, 2017

Free Throw Percentage

1.	95.0	vs. Western Carolina*	March 19, 2008
2.	93.3	vs. North Carolina	March 21, 2004
3.	92.0	vs. Wake Forest*	March 19, 2017
4.	90.9	vs. IUPUI*	March 21, 2019
5.	85.7	vs. Marist	March 19, 2007
	85.7	at Duke	March 14, 1998

Assists

1.	23	vs. Western Carolina*	March 19, 2008
2.	20	at South Carolina	March 12, 1986
3.	19	vs. Mississippi State	March 21, 2010
4.	18	at Duke	March 14, 1998
5.	16	vs. Utah	March 18, 2006
	16	vs. North Carolina	March 21, 2004
	16	vs. Florida State	March 19, 2016

Blocks

1.	6	at Western Kentucky	March 17, 1985
2.	5	at Tennessee	March 17, 1984
	5	at Louisville	March 24, 2013
	5	at Georgia Tech*	March 23, 2017
	5	at Ohio*	March 24, 2019

Steals

1.	17	vs. Ball State*	March 19, 2015
	17	vs. Gonzaga	March 17, 2007
3.	15	at Notre Dame	March 23, 2004
4.	14	vs. Temple*	March 29, 2015
5.	13	at Memphis*	March 11, 1999

* - indicates Women's NIT game



Individual Records

SCORING

GAME

1.	50	Alysha Clark	at Troy	2/11/09
2.	48	Alysha Clark	vs. UALR	3/9/10
3.	47	Alysha Clark	vs. South Alabama	2/21/10
4.	45	Alysha Clark	vs. WKU	3/1/09
5.	44	Amber Holt	at Louisiana-Monroe	1/24/08
	44	Alysha Clark	vs. WKU	3/8/10
7.	42	Kim Webb	at Eastern Kentucky	2/21/87
	42	Anastasia Hayes	at UAB	1/28/21
8.	41	Tawanya Mucker	vs. Austin Peay	1/25/88
	41	Tawanya Mucker	vs. Miss. College	12/2/88
	41	Amber Holt	vs. LSU	12/28/07

SEASON

1.	935	Alysha Clark	2008-09
2.	930	Amber Holt	2007-08
3.	821	Alysha Clark	2009-10
4.	768	Chrissy Givens	2006-07
5.	734	Ebony Rowe	2013-14
6.	687	Alex Johnson	2016-17
7.	673	Olivia Jones	2014-15
8.	671	Tawanya Mucker	1987-88
9.	667	Chrissy Givens	2005-06
10.	663	Anastasia Hayes	2020-21
11.	650	Ebony Rowe	2012-13
12.	639	Jamie Thomatis	2000-01
13.	627	Ty Petty	2016-17
14.	620	Tawanya Mucker	1988-89
15.	610	Kim Webb	1986-87
16.	584	Brea Edwards	2015-16
17.	583	Sherry Tucker	1994-95
18.	579	Priscilla Robinson	1991-92
19.	571	Robin Hendrix	1980-81
20.	567	Amber Holt	2006-07
21.	563	Sharon McClannahan	1978-79
22.	556	Kortni Jones	2011-12
23.	550	Kim Webb	1985-86
24.	546	Holly Hoover	1982-83
25.	543	Kim Webb	1984-85

Scoring Avg (min. 15 gms)

1.	28.3	Alysha Clark	2009-10
2.	27.5	Alysha Clark	2008-09
3.	27.4	Amber Holt	2007-08
4.	26.5	Anastasia Hayes	2020-21
5.	23.1	Tawanya Mucker	1987-88
6.	23.0	Tawanya Mucker	1988-89
7.	22.6	Kim Webb	1986-87
	22.6	Chrissy Givens	2006-07
9.	21.7	Sharon McClannahan	1978-79
10.	21.6	Ebony Rowe	2013-14

CAREER

1.	2453	Ebony Rowe	2010-14
2.	2148	Kim Webb	1983-87
3.	2009	Priscilla Robinson	1991-94
4.	1971	Jamie Thomatis	1998-2002
5.	1946	Tawanya Mucker	1985-89
6.	1915	Chrissy Givens	2003-07
7.	1891	Patrice Holmes	2001-05
8.	1872	Alex Johnson	2015-19
9.	1834	Jennifer McFall	1981-85
10.	1756	Alysha Clark	2008-10

11.	1523	Krystle Horton	2003-07
12.	1497	Amber Holt	2006-08
13.	1464	Sharon McClannahan	1975-79
	1464	Stephanie Capley	1987-91
15.	1453	Ty Petty	2013-17
16.	1452	Sherry Tucker	1991-95
17.	1390	Kortni Jones	2009-13
18.	1360	Heather Prater	1992-96
19.	1335	Tia Stovall	2002-06
20.	1283	Icelyn Elie	2009-13
21.	1236	Kay Willbanks	1983-86
	1236	Brandi Brown	2006-10
23.	1223	Jonelda Buck	1995-99
24.	1205	Anastasia Hayes	2020-21
25.	1183	Anne Marie Lanning	2007-11

Scoring Avg. (min. 2 seasons)

1.	27.9	Alysha Clark	2009-10
2.	22.3	Anastasia Hayes	2019-21
3.	22.0	Amber Holt	2006-08
4.	18.7	Ebony Rowe	2010-14
5.	18.5	Kim Webb	1983-87
6.	18.3	Priscilla Robinson	1990-94
7.	17.7	Robin Hendrix	1980-82
8.	17.6	Jamie Thomatis	1998-02
9.	17.2	Tawanya Mucker	1985-89
10.	16.6	Alice Lawrence	1984-87

YEARLY LEADERS

Year	Player	Points
1975-76	Sharon McClannahan	17.2
1976-77	Liz Hannah	15.9
1977-78	Liz Hannah	17.0
1978-79	Sharon McClannahan	21.7
1979-80	Ester Coleman	15.2
1980-81	Robin Hendrix	19.7
1981-82	Jennifer McFall	16.9
1982-83	Holly Hoover	17.6
1983-84	Kim Webb	15.3
1984-85	Kim Webb	18.1
1985-86	Kim Webb	18.3
1986-87	Kim Webb	22.6
1987-88	Tawanya Mucker	23.1
1988-89	Tawanya Mucker	23.0
1989-90	Stephanie Capley	15.1
1990-91	Priscilla Robinson	17.4
1991-92	Priscilla Robinson	20.7
1992-93	Priscilla Robinson	18.7
1993-94	Priscilla Robinson	16.3
1994-95	Sherry Tucker	20.8
1995-96	Jonelda Buck	14.8
1996-97	Jonelda Buck	13.1
1997-98	Bama Burrell	11.8
1998-99	Jamie Thomatis	13.9
1999-00	Jamie Thomatis	16.6
2000-01	Jamie Thomatis	21.3
2001-02	Jamie Thomatis	18.2
2002-03	Patrice Holmes	17.1
2003-04	Patrice Holmes	15.7
2004-05	Patrice Holmes	15.5
2005-06	Chrissy Givens	21.5
2006-07	Chrissy Givens	22.6
2007-08	Amber Holt	27.4
2008-09	Alysha Clark	27.5
2009-10	Alysha Clark	28.3
2010-11	Ebony Rowe	17.1
2011-12	Kortni Jones	16.8
2012-13	Ebony Rowe	19.7
2013-14	Ebony Rowe	21.6
2014-15	Olivia Jones	19.8
2015-16	Brea Edwards	17.7
2016-17	Alex Johnson	20.2
2017-18	Alex Johnson	13.5
2018-19	A'Queen Hayes	15.6
2019-20	Anastasia Hayes	18.7
2020-21	Anastasia Hayes	26.5

* - must have played in at least 50% of season's games



FIELD GOALS

GAME - FG Made

1.	22	Alysha Clark	South Alabama	2/21/10
2.	20	Tawanya Mucker	Mississippi Coll.	12/2/88
	20	Alysha Clark	at Troy	2/11/09
4.	18	Kim Webb	at Eastern Ky.	2/21/87
	18	Tawanya Mucker	Austin Peay	1/25/88
	18	Alysha Clark	at Austin Peay	11/21/09
7.	17	Alysha Clark	WKU	3/1/09
	17	Sharon McClanahan	Vanderbilt	12/11/78
	17	Tawanya Mucker	at Georgia State	11/27/87

GAME - FG Attempts

1.	33	Amber Holt	at WKU	1/3/08
	33	Liz Hannah	WKU	2/26/77
3.	32	Alysha Clark	South Alabama	2/21/10
4.	31	Olivia Jones	UTEP	1/31/15
5.	30	Liz Hannah	at Tennessee Tech.	1/10/77
	30	KeKe Stewart	North Texas	1/8/14
7.	29	Kim Webb	at Eastern Kentucky	2/21/87
	29	Tawanya Mucker	Austin Peay	1/25/88
	29	Chrissy Givens	Louisiana-Lafayette	3/4/06
	29	Chrissy Givens	at Troy	2/22/07

GAME - FG Percentage (min. 10 attempts)

1.	13-13	Ebony Rowe	Arkansas State	1/18/12
2.	12-12	Kristi Brown	Tennessee Tech.	2/15/92
3.	10-10	Jonelda Buck	Chattanooga	1/2/96
4.	14-15	Stephanie Capley	Tennessee State	2/20/88
	14-15	Jonelda Buck	Georgia Southern	12/15/95
6.	13-14	Jamie Thomatis	Tennessee State	2/23/99
7.	11-12	Cassandra Howard	Vanderbilt	12/6/80
	11-12	Alysha Clark	at FIU	2/24/10
8.	10-11	Robin Hendrx	at Austin Peay	1/15/81
	10-11	Priscilla Robinson	at UT-Martin	1/3/94
	10-11	Chrissy Givens	at UAB	12/19/05

SEASON - FG Made

1.	352	Amber Holt	2007-08
2.	343	Alysha Clark	2008-09
3.	306	Alysha Clark	2009-10
4.	301	Chrissy Givens	2006-07
5.	266	Ebony Rowe	2013-14
6.	265	Tawanya Mucker	1987-88
7.	251	Alex Johnson	2016-17
8.	250	Olivia Jones	2014-15
9.	248	Ebony Rowe	2012-13
10.	246	Chrissy Givens	2005-06

SEASON - FG Attempts

1.	680	Amber Holt	2007-08
2.	607	Olivia Jones	2014-15
3.	589	Chrissy Givens	2006-07
4.	565	Alysha Clark	2008-09
5.	554	Chrissy Givens	2005-06
6.	505	Liz Hannah	1977-78
	505	Anastasia Hayes	2020-21
8.	503	Sherry Tucker	1994-95
9.	502	Kortni Jones	2012-13
10.	500	Ebony Rowe	2013-14

SEASON - FG Percentage*

1.	Jamie Thomatis	1998-99	149-238	.626
2.	Alysha Clark	2009-10	306-498	.614
3.	Jonelda Buck	1995-96	192-315	.610
4.	Alysha Clark	2008-09	343-565	.607
5.	Cheyenne Parker	2014-15	157-267	.588
6.	Ebony Rowe	2010-11	208-356	.584
7.	Tawanya Mucker	1988-89	242-418	.579
8.	Kim Webb	1984-85	234-410	.571
9.	Kim Webb	1985-86	228-401	.569
10	Krystle Horton	2003-04	200-355	.563

* - minimum 5.0 made/game

CAREER - FG Made

1.	944	Ebony Rowe	2010-14
2.	881	Kim Webb	1983-87
3.	780	Tawanya Mucker	1985-89
4.	768	Jennifer McFall	1981-85
5.	740	Chrissy Givens	2003-07
6.	733	Priscilla Robinson	1990-94
7.	725	Patrice Holmes	2001-05
8.	722	Jamie Thomatis	1998-02
9.	671	Alex Johnson	2015-19
10.	649	Alysha Clark	2008-10

CAREER - FG Attempts

1.	1724	Ebony Rowe	2010-14
2.	1622	Kim Webb	1983-87
3.	1601	Jennifer McFall	1981-85
4.	1576	Patrice Holmes	2001-05
5.	1524	Chrissy Givens	2003-07
6.	1477	Tawanya Mucker	1986-89
7.	1337	Priscilla Robinson	1990-94
8.	1310	Jamie Thomatis	1998-02
9.	1274	Sherry Tucker	1991-95
10.	1271	Alex Johnson	2015-19

CAREER - FG Percentage*

1.	Jamie Thomatis	1998-99	149-238	.626
	Alysha Clark	2009-10	649-1063	.611
2.	Jamie Thomatis	1999-2002	722-1310	.551
3.	Priscilla Robinson	1991-94	733-1337	.548
	Ebony Rowe	2011-14	944-1724	.548
5.	Kim Webb	1984-87	881-1622	.543
6.	Krystle Horton	2004-07	631-1165	.542
7.	Tawanya Mucker	1986-89	780-1477	.528
8.	Jonelda Buck	1996-99	523-993	.527
9.	Alex Johnson	2015-19	671-1271	.528
10.	Kay Willbanks	1984-86	500-957	.522

* - minimum 400 made

YEARLY LEADERS

Year	Name	FGM-FGA	FG Pct.
1976	Sharon McClannahan	134-270	.496
1977	Sharon McClannahan	140-262	.534
1978	Patrice Amos	166-318	.522
1979	Ileana Portik	154-312	.494
1980	Ileana Portik	191-360	.531
1981	Cassandra Howard	176-356	.494
1982	Jennifer McFall	181-383	.473
1983	Holly Hoover	203-392	.518
1984	Kim Webb	174-338	.515
1985	Kim Webb	234-410	.571
1986	Kim Webb	228-401	.569
1987	Alice Lawrence	156-295	.529
1988	Lianne Beck	153-284	.539
1989	Tawanya Mucker	242-418	.579
1990	Stephanie Capley	162-351	.462
1991	Priscilla Robinson	178-317	.562
1992	Priscilla Robinson	210-383	.548
1993	Priscilla Robinson	177-329	.538
1994	Priscilla Robinson	168-308	.545
1995	Sherry Tucker	221-503	.439
1996	Jonelda Buck	192-315	.610
1997^	Jonelda Buck	176-325	.542
1998^	Bama Burrell	143-286	.500
1999	Jamie Thomatis	149-238	.626
2000	Jamie Thomatis	162-299	.542
2001	Jamie Thomatis	222-417	.532
2002	Jamie Thomatis	189-356	.531
2003	Patrice Holmes	194-413	.470
2004	Krystle Horton	200-355	.563
2005	Tia Stovall	173-333	.520
2006	Chrissy Givens	246-554	.444
2007	Chrissy Givens	301-589	.511
2008	Amber Holt	352-680	.518
2009	Alysha Clark	343-565	.607
2010	Alysha Clark	306-498	.614
2011	Ebony Rowe	208-356	.584
2012	Ebony Rowe	222-407	.545
2013	Ebony Rowe	246-461	.538
2014	Ebony Rowe	266-500	.532
2015	Cheyenne Parker	157-267	.588
2016	Alex Johnson	152-291	.522
2017	Alex Johnson	251-467	.532
2018	Alex Johnson^	87-187	.465
2019	Alex Johnson	181-326	.555
2020	Anastasia Hayes	194-478	.406
2021	Anastasia Hayes	234-505	.463

* - minimum of 5.0 made/game

^ - season in which no player reached minimum



Individual Records

REBOUNDS

GAME		
1.	27	Robin Hendrix Tennessee State 12/8/80
2.	25	Robin Hendrix at WKU 1/22/81
	25	Jennifer McFall UT-Martin 2/14/85
	25	Charity Savage North Texas 3/5/20
5.	22	Charity Savage TCU 12/29/19
6.	21	Patrice Amos at Tennessee Tech. 3/2/77
	21	Patrice Amos at Union 1/9/78
	21	Patrice Amos Austin Peay 1/21/78
	21	Priscilla Robinson at Arkansas State 12/1/90
	21	Ebony Rowe North Texas 1/5/11
11.	20	Sharon McClanahan at Chattanooga 1/17/76
	20	Sharon McClanahan at Union 2/28/76
	20	Robin Hendrix at Eastern Kentucky... 1/31/81
	20	Robin Hendrix at Chattanooga 2/2/81
	20	Holly Hoover Tennessee State 11/26/82
	20	Holly Hoover Vanderbilt 2/16/84
	20	Jennifer McFall Chattanooga 1/16/85
	20	Alysha Clark at LSU 11/18/09
	20	Brea Edwards Temple 3/29/15

SEASON

1.	448	Robin Hendrix 1980-81
2.	396	Ebony Rowe 2013-14
3.	368	Ebony Rowe 2012-13
4.	355	Patrice Amos 1977-78
5.	339	Charity Savage 2018-19
6.	337	Alysha Clark 2009-10
7.	334	Alysha Clark 2008-09
8.	333	Ebony Rowe 2011-12
9.	328	Jennifer McFall 1984-85
10.	326	Charity Savage 2019-20
11.	315	Holly Hoover 1982-83
12.	313	Ebony Rowe 2010-11
13.	286	Pippa Gipson 1989-90
14.	275	Olivia Jones 2014-15
15.	274	Amber Holt 2007-08
16.	270	Brea Edwards 2015-16
17.	268	Tawanya Mucker 1987-88
18.	267	Sherry McKinney 1977-78
19.	264	A'Queen Hayes 2018-19
20.	263	Icelyn Elie 2011-12
22.	250	Olivia Jones 2013-14
22.	243	Priscilla Robinson 1991-92
	243	Cheyenne Parker 2014-15
24.	241	Ester Coleman 1979-80
25.	240	Ileana Portik 1979-80
	240	Tawanya Mucker 1988-89
	240	Icelyn Elie 2012-13

Rebounding Average*

1.	15.4	Robin Hendrix 1980-81
2.	12.7	Patrice Amos 1977-78
3.	11.6	Alysha Clark 2009-10
	11.6	Ebony Rowe 2013-14
5.	11.2	Ebony Rowe 2012-13
6.	11.3	Charity Savage 2019-20
7.	11.0	Cheyenne Parker 2014-15
8.	10.9	Jennifer McFall 1984-85
9.	10.8	Robin Hendrix 1981-82
10.	10.2	Sharon McClannahan 1975-76
	10.2	Holly Hoover 1982-83
	10.2	Pippa Gipson 1989-90

* - must have played in at least 50 percent of season's games

CAREER

1.	1410	Ebony Rowe 2010-14
2.	992	Jennifer McFall 1981-85
3.	908	Priscilla Robinson 1990-94
4.	887	Tawanya Mucker 1985-89
5.	770	Stephanie Capley 1987-91
6.	750	Holly Hoover 1981-84
	750	Patrice Holmes 2001-05
8.	749	Sharon McClannahan 1975-79
9.	746	Krystle Horton 2003-07
10.	700	Icelyn Elie 2009-13
11.	692	Kim Webb 1983-87
	692	Chrissy Givens 2003-07
13.	687	Kay Willbanks 1983-86
14.	686	Jamie Thomatis 1988-02
15.	671	Alysha Clark 2008-10
16.	666	Tia Stovall 2002-06
17.	644	Joanne Aluka 1997-98, 1999-02
18.	633	Cindy Lindley/Allen 1981-84, 85-86
19.	626	Jessica Beaty 1993-97
20.	620	Robin Hendrix 1980-82
21.	605	Olivia Jones 2013-16
22.	593	Keisha McClinic 2000-04
23.	579	Sherry Tucker 1991-95
24.	555	Carlita Elder 1995-99
25.	546	Alex Johnson 2015-19

CAREER - Rebound Average*

1.	13.8	Robin Hendrix 1980-82
2.	10.8	Ebony Rowe 2010-14
3.	10.7	Alysha Clark 2008-10
4.	10.1	Patrice Amos 1976-78
5.	8.9	Holly Hoover 1981-84
6.	8.6	Jennifer McFall 1982-85
7.	8.3	Priscilla Robinson 1990-94
8.	7.8	Ester Coleman 1979-81
	7.8	Tawanya Mucker 1985-89
10.	7.7	Sharon McClannahan 1975-79
	7.7	Pippa Gipson 1989-90

* - must have played at least two seasons

YEARLY LEADERS

Year	Name	Rebound Avg.
1975-76	Sharon McClannahan	10.2
1976-77	Patrice Amos	7.0
1977-78	Patrice Amos	12.7
1978-79	Sharon McClannahan	9.1
1979-80	Ester Coleman	7.8
1980-81	Robin Hendrix	15.4
1981-82	Robin Hendrix	10.8
1982-83	Holly Hoover	10.2
1983-84	Holly Hoover	8.3
1984-85	Jennifer McFall	10.9
1985-86	Kay Willbanks	7.0
1986-87	Tawanya Mucker	7.9
1987-88	Tawanya Mucker	9.2
1988-89	Tawanya Mucker	8.9
1989-90	Pippa Gipson	10.2
1990-91	Priscilla Robinson	8.1
1991-92	Priscilla Robinson	8.7
1992-93	Priscilla Robinson	7.7
1993-94	Priscilla Robinson	8.5
1994-95	Sherry Tucker	8.0
1995-96	Jessica Beaty	8.6
1996-97	Jessica Beaty	7.2
1997-98	Bama Burrell	6.1
1998-99	Bama Burrell	5.0
1999-00	Joanne Aluka	6.3
2000-01	Jamie Thomatis	7.5
2001-02	Patrice Holmes, Jamie Thomatis	6.1
2002-03	Patrice Holmes	7.4
2003-04	Patrice Holmes	6.0
2004-05	Tia Stovall	5.7
2005-06	Chrissy Givens	7.0
2006-07	Amber Holt, Krystle Horton	6.3
2007-08	Amber Holt	8.1
2008-09	Alysha Clark	9.8
2009-10	Alysha Clark	11.6
2010-11	Ebony Rowe	10.1
2011-12	Ebony Rowe	10.1
2012-13	Ebony Rowe	11.2
2013-14	Ebony Rowe	11.6
2014-15	Cheyenne Parker	11.0
2015-16	Brea Edwards	8.2
2016-17	Gabby Lyon	5.5
2017-18	Jess Louro	6.2
2018-19	A'Queen Hayes	7.8
2019-20	Charity Savage	11.3
2020-21	Courtney Whitson	7.7

* - must have played in at least 50.0 % of games



3-POINT FIELD GOALS

GAME		
1.	11	Keke Stewart North Texas 1/8/14
2.	9	Kristi Brown Morehead State 2/12/90
3.	8	Janet Ross Tennessee Tech 2/2/87
	8	Kristi Brown Tennessee Tech 2/15/92
	8	Heather Prater at Chattanooga 2/6/95
	8	Anne Marie Lanning at Louisiana-Lafayette 12/9/09
	8	Kortni Jones Louisiana-Monroe 2/23/13
	8	Kortni Jones at Troy 2/28/13
	8	Abbey Sissom UAB 2/26/17
	8	Anna Jones at UTEP 1/13/18

GAME - 3 PT Attempts

1.	26	KeKe Stewart North Texas 1/8/14
2.	21	Kortni Jones at North Texas 1/24/13
3.	18	Kortni Jones at Troy 2/28/13
4.	17	Sandy Brown at Kentucky 2/25/88
	17	Kristi Brown Louisiana-Monroe 2/23/13
6.	15	Kristi Brown Morehead State 2/12/90
	15	Kristi Brown Chattanooga 12/17/90
	15	Sherry Tucker at Eastern Kentucky 2/26/95
	15	Jackie Pickel at Xavier 12/3/09
	15	Kortni Jones at East Tennessee 11/26/11

GAME - 3-PT Percentage (min. 6 attempts)

1.	8-8	Kristi Brown Tennessee Tech 2/15/92
2.	6-6	Taylor Sutton at Furman 11/11/18
3.	8-9	Heather Prater at Chattanooga 2/6/95
	8-9	Abbey Sissom UAB 2/26/17
5.	7-8	Sandy Brown Clemson 12/3/88
6.	6-7	Sherry Tucker Austin Peay 2/20/95
7.	5-6	Janet Ross Morehead State 2/16/87
	5-6	Kelly Chastain at Southeast Missouri 2/8/00
	5-6	Heather Prater Eastern Kentucky 1/21/95
	5-6	Heather Prater at Georgia Southern 12/16/95

SEASON - 3-PT FG Made

1.	115	Kortni Jones 2011-12
2.	98	Brea Edwards 2015-16
3.	86	Kortni Jones 2012-13
4.	85	Ty Petty 2016-17
5.	84	Sandy Brown 1987-88
6.	83	Jackie Pickel 2009-10
7.	82	Sandy Brown 1988-89
8.	79	Brandi Brown 2008-09
9.	78	Jackie Pickel 2008-09
10.	75	Brandi Brown 2009-10

SEASON - 3 PT Attempts

1.	329	Kortni Jones 2011-12
2.	267	Kortni Jones 2012-13
3.	256	Jackie Pickel 2009-10
4.	243	Olivia Jones 2014-15
5.	239	Brea Edwards 2015-16
6.	226	Sandy Brown 1988-89
7.	213	Sherry Tucker 1994-95
8.	209	Ty Petty 2016-17
9.	207	Jackie Pickel 2008-09
10.	193	Brandi Brown 2008-09

SEASON - 3 PT Percentage (min. 100 attempts)

1.	Janet Ross	1986-87	53-102	.520
2.	Heather Prater	1994-95	69-135	.511
3.	Anne Marie Lanning	2009-10	64-137	.467
4.	Sandy Brown	1987-88	84-182	.462
5.	Brandi Brown	2009-10	75-175	.429
6.	Brea Edwards	2015-16	98-239	.410
7.	Brandi Brown	2008-09	79-193	.409
8.	Johnna Abney	2005-06	66-162	.407
9.	Kristi Brown	1989-90	71-176	.403
	Johnna Abney	2006-07	58-144	.403
	Anne Marie Lanning	2010-11	73-181	.403

* - minimum 1.5 made/game

CAREER - 3-PT FG Made

1.	259	Kortni Jones 2009-13
2.	257	Brandi Brown 2006-10
3.	248	Jackie Pickel 2006-10
4.	243	Anne Marie Lanning 2007-11
5.	224	Heather Prater 1992-96
6.	206	Kristi Brown 1989-93
7.	196	Chelsia Lymon 2006-10
8.	183	Abbey Sissom 2014-18
9.	182	Sherry Tucker 1991-95
10.	177	Patrice Holmes 2001-05

CAREER - 3 PT Attempts

1.	767	Kortni Jones 2009-13
2.	761	Jackie Pickel 2006-10
3.	658	Brandi Brown 2006-10
4.	579	Kristi Brown 1989-93
5.	578	Anne Marie Lanning 2007-11
6.	576	Patrice Holmes 2001-05
7.	553	Chelsia Lymon 2006-10
8.	525	Sherry Tucker 1991-95
9.	515	Ty Petty 2013-17
9.	515	Abbey Sissom 2014-18

CAREER - 3-PT Percentage*

1.	Heather Prater	1993-96	224-502	.446
2.	Anne Marie Lanning	2008-11	243-578	.420
3.	Sandy Brown	1988-89	166-408	.407
4.	Brandi Brown	2007-10	257-658	.391
5.	Brea Edwards	2014-16	156-405	.385
6.	Kristi Brown	1990-93	206-579	.356
7.	Abbey Sissom	2014-18	183-515	.355
8.	Chelsia Lymon	2007-10	196-553	.354
9.	Sherry Tucker	1992-95	182-525	.347
10.	Kortni Jones	2010-13	259-767	.338

* - minimum 140 made

YEARLY LEADERS

3-PT FG Made

Year	Name	3-PT FG Made
1986-87	Janet Ross	53
1987-88	Sandy Brown	84
1988-89	Sandy Brown	82
1989-90	Kristi Brown	71
1990-91	Kristi Brown	60
1991-92	Kristi Brown	53
1992-93	Heather Prater	46
1993-94	Heather Prater	58
1994-95	Sherry Tucker	71
1995-96	Heather Prater	51
1996-97	Jessica Beaty	47
1997-98	Kelly Chastain	40
1998-99	Erica Lufkin	31
1999-00	Erica Lufkin	48
2000-01	Paula Penttila	42
2001-02	Jamie Thomatis	30
2002-03	Patrice Holmes	35
2003-04	Patrice Holmes	57
2004-05	Patrice Holmes	62
2005-06	Johnna Abney	66
2006-07	Brandi Brown	62
2007-08	Chelsia Lymon	55
2008-09	Brandi Brown	79
2009-10	Jackie Pickel	83
2010-11	Anne Marie Lanning	73
2011-12	Kortni Jones	115
2012-13	Kortni Jones	86
2013-14	KeKe Stewart	52
2014-15	Olivia Jones	75
2015-16	Brea Edwards	98
2016-17	Ty Petty	82
2017-18	Jess Louro	67
2018-19	Taylor Sutton	65
2019-20	Taylor Sutton	75
2020-21	Courtney Whitson	56

3-PT FG Percentage

Year	Name	3FGM-3FGA	Pct.
1986-87	Janet Ross	53-102	.520
1987-88	Sandy Brown	84-182	.462
1988-89	Christy Scruggs	46-125	.368
1989-90	Kristi Brown	71-176	.403
1990-91	Kristi Brown	60-167	.359
1991-92	Kristi Brown	53-144	.368
1992-93	Heather Prater	46-90	.511
1993-94	Heather Prater	58-146	.397
1994-95	Heather Prater	69-135	.511
1995-96	Heather Prater	51-131	.389
1996-97	Jessica Beaty	47-161	.292
1997-98^	Kelly Chastain	40-109	.367
1998-99^	Erica Lufkin	31-82	.378
1999-00	Erica Lufkin	48-136	.353
2000-01^	Paula Penttila	42-113	.372
2001-02^	Jamie Thomatis	30-87	.345
2002-03^	Patrice Holmes	35-136	.257
2003-04	Patrice Holmes	57-172	.331
2004-05	Patrice Holmes	62-183	.339
2005-06	Johnna Abney	66-162	.407
2006-07	Johnna Abney	58-144	.403
2007-08	Chelsia Lymon	55-156	.353
2008-09	Brandi Brown	79-193	.409
2009-10	Anne Marie Lanning	64-137	.467
2010-11	Anne Marie Lanning	73-181	.403
2011-12	Kortni Jones	115-329	.350
2012-13	Kortni Jones	86-267	.322
2013-14	KeKe Stewart	52-150	.347
2014-15	Olivia Jones	75-243	.309
2015-16	Brea Edwards	98-239	.410
2016-17	Abbey Sissom	72-179	.402
2017-18	Abbey Sissom	53-156	.339
2018-19	Taylor Sutton	65-170	.382
2019-20	Taylor Sutton	75-227	.330
2020-21	Courtney Whitson	56-155	.361

* - minimum of 1.5 made/game

^ - season in which no player reached minimum



Individual Records

FREE THROWS

GAME		
1.	16	Amber Holt at Florida Atlantic 2/23/08
	16	Alysha Clark South Alabama 3/9/09
	16	Alysha Clark UALR 3/9/10
4.	15	Robin Hendrix at Tennessee State 1/16/82
	15	Jamie Thomatis North Texas 1/19/02
	15	Amber Holt UALR 3/10/08
15		Anastasia Hayes WKU 2/29/20
8.	14	Tawanya Mucker WKU 2/7/89
	14	Alysha Clark at Oklahoma 11/19/08
	14	Ebony Rowe at Florida Atlantic 2/15/14
11.	13	Ester Coleman Memphis 2/9/80
	13	Kim Webb Vanderbilt 1/17/84
	13	Alice Lawrence Youngstown State 1/24/87
	13	Tawanya Mucker Youngstown State 1/16/88
	13	Priscilla Robinson Murray State 1/15/94
	13	Pippa Gipson Georgia 12/10/89
	13	Alysha Clark WKU 12/20/09
	13	KeKe Stewart at East Carolina 2/26/14

GAME - FT Attempts

1.	22	Robin Hendrix at Tennessee State 1/16/82
	22	Amber Holt at Florida Atlantic 2/23/08
3.	19	Carlita Elder at UNLV 12/6/97
	19	Anastasia Hayes WKU 2/29/20
5.	18	Sharon McClannahan at Chattanooga 12/2/78
	18	Jamie Thomatis North Texas 1/19/02
	18	Amber Holt UALR 3/10/08
	18	Alysha Clark South Alabama 3/9/09
	18	Alysha Clark WKU 12/20/09
	18	Alysha Clark vs, UALR 3/9/10
	18	Ebony Rowe at Florida Atlantic 2/15/14
	18	Anastasia Hayes vs. Lipscomb 12/20/20

GAME - FT Percentage (min. 10 attempts)

1.	14-14	Tawanya Mucker WKU 2/7/89
2.	13-13	Kim Webb Vanderbilt 1/17/84
3.	12-12	Sherry Smith vs. Jackson State 12/28/80
	12-12	Chrissy Givens WKU 3/7/06
	12-12	Ty Petty Wake Forest 3/19/17
6.	10-10	Trena Smiley Tennessee State 12/08/80
	10-10	Stephanie Capley Chattanooga 1/09/91
	10-10	Priscilla Robinson Tennessee Tech 3/5/91
	10-10	Heather Prater Eastern Kentucky 2/17/96
	10-10	Amber Holt Western Carolina 3/19/08
	10-10	Ebony Rowe at Tulane 3/5/14
	10-10	Ty Petty at UAB 1/1/17

SEASON - FT Made

1.	237	Alysha Clark 2008-09
2.	206	Amber Holt 2007-08
3.	195	Ebony Rowe 2013-14
4.	192	Alysha Clark 2009-10
5.	181	Alex Johnson 2016-17
6.	169	Anastasia Hayes 2020-21
7.	161	Jamie Thomatis 2000-01
8.	157	Robin Hendrix 1980-81
9.	156	Brea Edwards 2015-16
10.	154	Ebony Rowe 2012-13

SEASON - FT Attempts

1.	300	Alysha Clark 2008-09
2.	291	Ebony Rowe 2013-14
3.	265	Anastasia Hayes 2020-21
4.	261	Amber Holt 2007-08
5.	247	Alysha Clark 2009-10
6.	224	Ebony Rowe 2012-13
	224	Alex Johnson 2016-17
8.	221	Anastasia Hayes 2019-20
9.	220	Robin Hendrix 1980-81
10.	207	Priscilla Robinson 1991-92

SEASON - FT Percentage*

1.	Heather Prater	1995-96	91-104	.875
2.	Heather Prater	1994-95	91-105	.867
	Brea Edwards	2015-16	156-180	.867
4.	Ty Petty	2016-17	141-163	.865
5.	Anne Marie Lanning	2010-11	86-101	.851
6.	Jamie Thomatis	2001-02	119-141	.844
7.	Stephanie Capley	1990-91	90-107	.841
8.	Jamie Thomatis	2000-01	161-196	.821
9.	Alex Johnson	2016-17	181-224	.808
10.	Priscilla Robinson	1992-93	123-155	.794

* - minimum 2.5 made/game

CAREER - FT Made

1.	558	Ebony Rowe 2010-14
2.	518	Priscilla Robinson 1990-94
3.	472	Alex Johnson 2015-19
4.	450	Jamie Thomatis 1998-02
5.	429	Alysha Clark 2008-10
6.	386	Tawanya Mucker 1985-89
7.	383	Kim Webb 1983-87
8.	362	Chrissy Givens 2003-07
9.	346	Amber Holt 2006-08
10.	309	Holly Hoover 1981-84

CAREER - FT Attempts

1.	920	Ebony Rowe 2010-14
2.	678	Priscilla Robinson 1990-94
3.	620	Alex Johnson 2015-19
4.	587	Tawanya Mucker 1985-89
5.	556	Jamie Thomatis 1998-02
6.	547	Alysha Clark 2008-10
7.	520	Kim Webb 1983-87
8.	488	Chrissy Givens 2003-07
9.	486	Anastasia Hayes 2020-21
10.	479	Tia Stovall 2002-06

CAREER - FT Percentage*

1.	Jamie Thomatis	1999-02	450-556	.809
2.	Heather Prater	1993-96	278-346	.803
3.	Patrice Holmes	2002-05	264-334	.790
4.	Alysha Clark	2009-10	429-547	.784
5.	Ty Petty	2013-17	276-353	.782
6.	Amber Holt	2007-08	346-443	.781
7.	Jessica Beaty	1994-97	288-373	.772
8.	Priscilla Robinson	1991-94	518-678	.764
9.	Alex Johnson	2015-19	472-620	.761
10.	Stephanie Capley	1988-91	280-371	.755

* - minimum 250 made

YEARLY LEADERS

FT Percentage

Year	Name	FTM-FTA	Pct.
1976	Sharon McClannahan	58-89	.652
1977 [^]	Karen Carter	45-60	.750
1978	Patrice Amos	82-149	.550
1979	Sharon McClannahan	119-191	.623
1980	Ester Coleman	91-123	.740
1981	Ester Coleman	71-95	.747
1982	Holly Hoover	85-129	.659
1983	Eva Lemeh	81-104	.779
1984	Kim Webb	97-127	.764
1985	Kim Webb	75-103	.728
1986	Kim Webb	94-123	.764
1987	Kim Webb	117-167	.701
1988	Tawanya Mucker	141-201	.701
1989	Tawanya Mucker	136-205	.663
1990	Stephanie Capley	87-111	.784
1991	Stephanie Capley	90-107	.841
1992	Priscilla Robinson	153-207	.739
1993	Priscilla Robinson	123-155	.794
1994	Priscilla Robinson	110-142	.775
1995	Heather Prater	91-105	.867
1996	Heather Prater	91-104	.875
1997	Jessica Beaty	109-140	.779
1998	Carlita Elder	85-121	.702
1999	Jamie Thomatis	92-117	.786
2000	Jamie Thomatis	78-102	.765
2001	Jamie Thomatis	161-196	.821
2002	Jamie Thomatis	119-141	.844
2003	Patrice Holmes	89-113	.788
2004	Tia Stovall	115-163	.706
2005	Tia Stovall	89-154	.578
2006	Chrissy Givens	129-182	.709
2007 [^]	Amber Holt	140-182	.769
2008	Amber Holt	206-261	.789
2009	Alysha Clark	237-300	.790
2010	Alysha Clark	192-247	.777
2011	Anne Marie Lanning	86-101	.851
2012	Icelyn Elie	94-124	.758
2013	Kortni Jones	88-112	.786
2014	Ebony Rowe	195-291	.670
2015	Cheyenne Parker	94-139	.676
2016	Brea Edwards	156-180	.867
2017	Ty Petty	139-161	.863
2018	Abbey Sissom	76-97	.784
2019	Alex Johnson	116-153	.758
2020	Anastasia Hayes	138-221	.624
2021	Aislynn Hayes	71-105	.676

* - minimum of 2.5 made/game

[^] - season in which no player reached minimum



ASSISTS

GAME			
1.	16	Kortni Jones	Troy 1/25/12
2.	14	Jennifer McFall	Chattanooga 1/16/86
	14	Chelsea Lymon	South Alabama 3/21/10
4.	13	Jan Zitney	at Union 2/28/76
	13	Jan Zitney	Memphis 3/4/76
	13	Sherry Smith	Central Missouri 12/15/79
	13	Ty Petty	vs. Rice 3/10/16
8.	12	Jan Zitney	UT-Martin 3/4/76
	12	Sherry Smith	vs. Mississippi 12/13/79
	12	Lianne Beck	Morehead State 2/15/88
	12	Christy Scruggs	Austin Peay 2/13/89
	12	Ty Petty	UAB 2/26/17

SEASON

1.	195	Ty Petty2015-16
2.	186	Ty Petty2016-17
3.	185	Heather Prater1994-95
4.	159	Kortni Jones2010-11
5.	154	Chrissy Givens2006-07
6.	153	Jessica McClure1999-00
	153	Kortni Jones2011-12
8.	150	Chrissy Givens2005-06
9.	149	Ty Petty2014-15
10.	147	Christy Scruggs1988-89
	147	Kortni Jones2012-13

CAREER

1.	605	Heather Prater1992-96
2.	540	Ty Petty2013-17
3.	483	Kortni Jones2009-13
4.	457	Patrice Holmes2001-05
5.	436	Chrissy Givens2003-07
6.	428	Cortney Neeley1995-99
7.	416	Shanice Cason2011-15
8.	403	Sherry Smith1979-83
9.	399	Kim Webb1983-87
10.	394	Jessica McClure1998-02

STEALS

GAME			
1.	11	Chrissy Givens	at New Orleans 1/13/07
2.	10	Jackie Pickel	Louisiana-Lafayette 1/3/10
3.	9	Sherry Tucker	Austin Peay 2/20/95
	9	Chrissy Givens	Eastern Kentucky 11/26/05
5.	8	Olivia Jones	Ball State 3/19/15
	8	Olivia Jones	Xavier 12/7/14
	8	Chelsia Lymon	at Florida Atlantic 2/27/10
	8	Chelsia Lymon	at Louisville 12/9/09
	8	Amber Holt	Florida Atlantic 1/10/08
	8	Keisha McClinic	WKU 2/5/04
	8	Keisha McClinic	New Orleans 1/24/04
	8	Patrice Holmes	Southern Illinois 1/22/03
	8	Kelly Chastain	North Texas 1/6/01
	8	Kim Webb	Youngstown State 2/10/86
	8	Janet Ross	Wisconsin 11/29/86
	8	Kim Webb	Morehead State 1/12/85
	8	Jennifer McFall	Murray State 2/18/82

SEASON

1.	112	Keisha McClinic2003-04
	112	Patrice Holmes2004-05
3.	102	Chrissy Givens2006-07
4.	100	Olivia Jones2014-15
5.	98	Chrissy Givens2005-06
6.	95	Chelsia Lymon2009-10
7.	92	Patrice Holmes2002-03
	92	Amber Holt2006-07
	92	Chelsia Lymon2008-09
	92	Jackie Pickel2009-10

CAREER

1.	338	Patrice Holmes2001-05
2.	297	Chelsia Lymon2006-10
3.	294	Kim Webb1983-87
4.	290	Chrissy Givens2003-07
5.	246	Keisha McClinic2000-04
6.	242	Shanice Cason2011-15
7.	221	Sherry Tucker1991-95
8.	213	Jessica McClure1998-02
9.	211	Ebony Rowe2010-14
10.	207	Cortney Neeley1995-99
	207	Kyrstle Horton2003-07

YEARLY LEADERS

Assists

Year	Name	Assists
1975-76	Jan Zitney	106
1976-77	Jan Zitney	125
1977-78	Jan Zitney	74
1978-79	Pam Duff	71
1979-80	Sherry Smith	145
1980-81	Sherry Smith	71
1981-82	Jennifer McFall	61
1982-83	Sherry Smith	128
1983-84	Jennifer McFall	100
1984-85	Janet Ross	124
1985-86	Lori Gross	136
1986-87	Janet Ross	129
1987-88	Lianne Beck	128
1988-89	Christy Scruggs	147
1989-90	Julie Morrison	103
1990-91	Julie Morrison	109
1991-92	Sherry Tucker	102
1992-93	Heather Prater	141
1993-94	Heather Prater	144
1994-95	Heather Prater	185
1995-96	Heather Prater	135
1996-97	Cortney Neeley	145
1997-98	Cortney Neeley	109
1998-99	Cortney Neeley	91
1999-00	Jessica McClure	153
2000-01	Jessica McClure	109
2001-02	Paula Penttila	81
2002-03	Patrice Holmes	140
2003-04	Patrice Holmes	130
2004-05	Patrice Holmes	119
2005-06	Chrissy Givens	150
2006-07	Chrissy Givens	154
2007-08	Amber Holt	109
2008-09	Chelsia Lymon	115
2009-10	Chelsia Lymon	121
2010-11	Kortni Jones	159
2011-12	Kortni Jones	153
2012-13	Kortni Jones	147
2013-14	Shanice Cason	82
2014-15	Ty Petty	149
2015-16	Ty Petty	195
2016-17	Ty Petty	186
2017-18	Abbey Sissom	95
2018-19	A'Queen Hayes	101
2019-20	Anastasia Hayes	127
2020-21	Anastasia Hayes	128

Steals*

Year	Name	Steals
1980-81	Cassandra Howard	44
1981-82	Jennifer McFall	52
1982-83	Eva Lemeh	76
1983-84	Kim Webb	64
1984-85	Kim Webb	80
1985-86	Kim Webb	91
1986-87	Kim Webb	59
1987-88	Kim Collier	63
1988-89	Christy Scruggs	60
1989-90	Pippa Gipson	39
1990-91	Julie Morrison	35
1991-92	Priscilla Robinson	68
1992-93	Michelle Jackson	58
1993-94	Sherry Tucker	68
1994-95	Sherry Tucker	71
1995-96	Heather Prater	59
1996-97	Cortney Neeley	76
1997-98	Bama Burrell	54
1998-99	Bama Burrell	71
1999-00	Jessica McClure	69
2000-01	Jamie Thomatis	56
2001-02	Jamie Thomatis	58
2002-03	Patrice Holmes	92
2003-04	Keisha McClinic	112
2004-05	Patrice Holmes	112
2005-06	Chrissy Givens	98
2006-07	Chrissy Givens	102
2007-08	Amber Holt	80
2008-09	Chelsia Lymon	92
2009-10	Chelsia Lymon	95
2010-11	Kortni Jones	63
2011-12	Ebony Rowe	79
2012-13	Shanice Cason	71
2013-14	Olivia Jones	76
2014-15	Olivia Jones	100
2015-16	Ty Petty	62
2016-17	Ty Petty	74
2017-18	Jess Louro	54
2018-19	Jess Louro	49
2019-20	Anastasia Hayes	54
2020-21	Anastasia Hayes	69

* - not available from 1976-80



BLOCKS

GAME

1.	11	Cheyenne Parker	UTEP	1/31/15
2.	9	Cheyenne Parker	at Old Dominion	1/22/15
3.	8	Holly Hoover	UT-Martin	2/21/83
	8	Holly Hoover	UT-Martin	1/23/84
	8	Cheyenne Parker	UTSA	1/29/15
6.	7	Holly Hoover	at Morehead State	12/17/82
	7	Holly Hoover	Belmont	1/29/83
	7	Kay Willbanks	at Eastern Kentucky	1/20/86
	7	Cheyenne Parker	at South Dakota St.	12/15/14
10.	6	Kay Willbanks	East Tennessee St.	12/17/84
	6	Kay Willbanks	UT-Martin	2/14/85
	6	Kay Willbanks	Tennessee Stech.	3/5/85
	6	Cheyenne Parker	at Kentucky	12/12/14

SEASON *

1.	88	Cheyenne Parker	2014-15
2.	78	Kay Willbanks	1984-85
3.	74	Holly Hoover	1982-83
4.	64	Kay Willbanks	1985-86
5.	57	Holly Hoover	1981-82
6.	42	Holly Hoover	1983-84
7.	38	Charity Savage	2019-20
8.	37	Ebony Rowe	2012-13
9.	36	Kay Willbanks	1983-84
10.	35	Jonelda Buck	1995-96
	35	Brandi Brown	2008-09
	35	Brandi Brown	2009-10

* - not available from 1976-80

CAREER *

1.	191	Kay Willbanks	1983-86
2.	173	Holly Hoover	1981-84
3.	115	Kelly Chastain	1997-01
4.	110	Ebony Rowe	2010-14
5.	105	Jonelda Buck	1995-99
6.	103	Brandi Brown	2006-10
7.	96	Alex Johnson	2015-19
8.	93	Tia Stovall	2002-06
9.	89	Tawanya Mucker	1985-89
10.	88	Cheyenne Parker	2014-15

* - not available from 1976-80

YEARLY LEADERS

Blocks*

Year	Name	Blocks
1980-81	Robin Hendrix	18
1981-82	Holly Hoover	57
1982-83	Holly Hoover	74
1983-84	Holly Hoover	42
1984-85	Kay Willbanks	78
1985-86	Kay Willbanks	64
1986-87	Tawanya Mucker	20
1987-88	Tawanya Mucker	29
1988-89	Tawanya Mucker	26
1989-90	Stephanie Capley	10
1990-91	Stephanie Capley	23
1991-92	Maggie Cox, Sherry Tucker	9
1992-93	Cherrita Williams	22
1993-94	Sherry Tucker	24
1994-95	Sherry Tucker	23
1995-96	Jonelda Buck	35
1996-97	Jonelda Buck	28
1997-98	Kelly Chastain	33
1998-99	Kelly Chastain	25
1999-00	Kelly Chastain	33
2000-01	Kelly Chastain	24
2001-02	Jennifer Justice	29
2002-03	Tia Stovall	21
2003-04	Tia Stovall	34
2004-05	Patrice Holmes	31
2005-06	Tia Stovall	15
2006-07	Brandi Brown	23
2007-08	Amber Holt	11
2008-09	Brandi Brown	35
2009-10	Brandi Brown	35
2010-11	Ebony Rowe	20
2011-12	Ebony Rowe	30
2012-13	Ebony Rowe	37
2013-14	Ebony Rowe	23
2014-15	Cheyenne Parker	88
2015-16	Alex Johnson	26
2016-17	Alex Johnson	33
2017-18	A. Johnson, R. Reuter, A. Jones	12
2018-19	Alex Johnson	25
2019-20	Charity Savage	46
2020-21	Alexis Whittington	25

* - not available from 1976-80



PARTICIPATION

GAMES PLAYED- SEASON

1. 34	Chrissy Givens2006-07
34	Amber Holt2006-07
34	Krystle Horton2006-07
34	Brandi Brown2006-07
34	Johnna Abney2006-07
34	Starr Orr2006-07
34	Jackie Pickel2006-07
34	Amber Holt2007-08
34	Chelsia Lymon2007-08
34	Anne Marie Lanning2007-08
34	Emily Queen2007-08
34	Latoya Barclay2007-08
34	Jackie Pickel2007-08
34	Alysha Clark2008-09
34	Brandi Brown2008-09
34	Jackie Pickel2008-09
34	Anne Marie Lanning2008-09
34	Ebony Rowe2013-14
34	Olivia Jones2013-14
34	Shanice Cason2013-14
34	Laken Leonard2013-14
34	China Dow2013-14
34	Olivia Jones2014-15
34	Ty Petty2014-15
34	Brea Edwards2014-15
34	China Dow2014-15
34	Shanice Cason2014-15
34	Alex Johnson2016-17
34	Gabby Lyon2016-17
34	Ty Petty2016-17
34	Rebecca Reuter2016-17
34	Abbey Sissom2016-17
34	A'Queen Hayes2018-19
34	Alex Johnson2018-19
34	Taylor Sutton2018-19
34	Anna Jones2018-19
34	Jess Louro2018-19
34	Jordan Majors2018-19

GAMES PLAYED- CAREER

1. 134	Shanice Cason2011-15
2. 132	Jackie Pickel2006-10
3. 131	Ebony Rowe2010-14
131	Rebecca Reuter2014-18
5. 129	Krystle Horton2003-07
129	Anne Marie Lanning2007-11
7. 127	Kortni Jones2009-13
127	Gabby Lyon2014-18
9. 126	KeKe Stewart2010-14
126	Ty Petty2013-17

GAMES STARTED- SEASON

1. 34	Chrissy Givens2006-07
34	Amber Holt2006-07
34	Amber Holt2007-08
34	Alysha Clark2008-09
34	Jackie Pickel2008-09
34	Ebony Rowe2013-14
34	Alex Johnson2016-17
34	Ty Petty2016-17
34	Alex Johnson2018-19
10. 33	Patrice Holmes2004-05

33	Tia Stovall2004-05
33	Chrissy Givens2004-05
33	Kortni Jones2011-12
33	Ebony Rowe2011-12
33	Ebony Rowe2012-13
33	Kortni Jones2012-13
33	Icelyn Elie2012-13
33	Olivia Jones2013-14
33	Olivia Jones2014-15
33	Brea Edwards2015-16
33	Ty Petty2015-16
33	Abbey Sissom2016-17
33	Jess Louro2018-19
33	Taylor Sutton2018-19

GAMES STARTED - CAREER

1. 131	Ebony Rowe2010-14
2. 124	Patrice Holmes2001-05
3. 121	Alex Johnson2015-19
4. 116	Kim Webb1983-87
5. 114	Jennifer McFall1981-85
114	Shanice Cason2011-15
7. 113	Heather Prater1992-96
8. 112	Krystle Horton1992-96
9. 109	Jonelda Buck1995-99
10. 107	Stephanie Capley1987-91

MINUTES PLAYED - SEASON

1. Ebony Rowe (2013-14)1308
2. Ty Petty (2016-17)1301
3. Ebony Rowe (2012-13)1295
4. Olivia Jones (2014-15)1276
5. Kortni Jones (2011-12)1273
6. Kortni Jones (2012-13)1264
7. Abbey Sissom (2016-17)1246
8. Amber Holt (2007-08)1224
9. Brea Edwards (2015-16)1224
10. Chrissy Givens (2006-07)1209

MINUTES PLAYED - CAREER

1. Ebony Rowe (2010-14)4858
2. Patrice Holmes (2001-05)4189
3. Chrissy Givens (2003-07)3945
4. Kim Webb (1983-87)3895
5. Anne Marie Lanning (2007-11)3894
6. Kortni Jones (2009-13)3835
7. Shanice Cason (2011-15)3834
8. Jennifer McFall (1981-85)3789
9. Krystle Horton (2003-07)3785
10. Ty Petty (2013-17)3660

**OTHER RECORDS
SINGLE SEASON**

DOUBLE-FIGURE SCORING GAMES

1. Chrissy Givens2006-0734
Amber Holt2007-0834
Ebony Rowe2013-1434
4. Alysha Clark2008-0932
Ebony Rowe2011-1232
Ebony Rowe2012-1332
Olivia Jones2014-1532
Alex Johnson2016-1732

DOUBLE-DOUBLES

1. Ebony Rowe2013-1426
2. Robin Hendrix1980-8125
3. Ebony Rowe2012-1321
4. Alysha Clark2009-1020
5. Jennifer McFall1984-8518

30-POINT PLUS GAMES

1. Alysha Clark2008-0914
2. Alysha Clark2009-1013
3. Amber Holt2007-0811
4. Tawanya Mucker1987-889
5. Anastasia Hayes2020-216

CAREER

DOUBLE-FIGURE SCORING GAMES

1. Ebony Rowe2011-14127
2. Kim Webb1984-87108
3. Patrice Holmes2002-05102
4. Jennifer McFall1982-85100
Priscilla Robinson1991-94100

CONSECUTIVE DBL.-FIG. SCORING GAMES

1. Tawanya Mucker1986-8960
2. Alysha Clark2009-1055
3. Ebony Rowe2013-1440
4. Kim Webb1984-8736
Sherry Tucker1992-9536

DOUBLE-DOUBLES

1. Ebony Rowe2011-1479
2. Priscilla Robinson1991-9438
3. Jennifer McFall1982-8537
Alysha Clark2009-1037
5. Tawanya Mucker1986-8936



Team Game Records

Most Points

1.	119	North Texas.....	01/30/10
2.	116	Maryville	12/06/76
3.	113	North Texas.....	02/15/09
4.	111	Tennessee State.....	02/26/87
5.	110	UT-Martin.....	02/03/92

Fewest Points

1.	26	at Louisville	12/09/17
2.	32	UT-Martin.....	01/05/98
3.	36	vs. Oregon State	03/23/14
4.	38	Belmont	11/19/18
4.	40	at LSU.....	11/18/09

Most Field Goals Made

1.	54	Maryville	12/06/76
2.	46	at Georgia State.....	11/27/87
3.	45	at Eastern Kentucky.....	02/21/87
4.	44	at Belmont	12/03/84
4.	44	at UT-Martin.....	01/10/85
4.	44	Chattanooga	12/07/85

Fewest Field Goals Made

1.	8	at Louisville	12/09/17
2.	11	UT-Martin.....	01/05/98
	11	vs. Alabama.....	11/27/15
4.	13	Tennessee Tech.....	01/28/95
	13	Marshall.....	3/4/21

Most Field Goal Attempts

1.	98	Maryville	12/06/76
2.	94	Western Kentucky	02/26/77
3.	92	at Morehead State.....	01/07/78
4.	89	Vanderbilt	12/01/76
5.	88	UT-Martin.....	03/02/77
	88	Austin Peay	02/14/87
	88	at Tennessee State.....	02/11/93

Fewest Field Goal Attempts

1.	38	at WKU	01/15/17
2.	39	Cincinnati	12/29/04
	39	at Louisville.....	12/09/17
	39	WKU	02/14/19
5.	40	at Morehead State.....	01/26/80
	40	at Western Kentucky.....	12/30/83

Best Field Goal Percentage

1.	.667	WKU	02/14/19
2.	.661	Chattanooga	01/16/85
3.	.636	North Texas.....	02/15/09
4.	.630	at UT-Martin.....	01/27/96
5.	.626	Youngstown State.....	01/25/86

Lowest Field Goal Percentage

1.	.169	vs. Alabama.....	11/27/15
2.	.177	UT-Martin.....	01/05/98
3.	.205	at Louisville.....	12/09/17
4.	.210	Tennessee Tech.....	01/28/95
5.	.228	Marshall.....	3/4/21

Most 3-Pointers Made

1.	20*	at Louisville.....	12/09/09
	20*	North Texas.....	01/30/10
3.	18	at Chattanooga.....	02/06/95
4.	17	North Dakota State.....	01/02/07
	17	at South Alabama.....	02/06/10
	17	at FIU.....	02/24/10
	17	at Troy.....	02/28/13
	17	Troy	12/17/20

Fewest 3-Pointers Made

1.	0	ETSU.....	12/16/89
	0	at Austin Peay	02/25/91
	0	Georgia State.....	11/24/91
	0	Florida State	11/28/93
	0	Missouri	12/20/96
	0	Austin Peay	01/19/98
	0	Eastern Illinois.....	12/02/99
	0	at Tennessee State.....	11/16/01
	0	Tennessee State.....	12/28/02
	0	South Alabama.....	01/22/04
	0	at FIU.....	02/07/05
	0	at UALR	01/09/10

* - one shy of NCAA record

Most 3-Point Attempts

1.	48	Louisiana.....	01/28/07
2.	45	North Texas.....	02/08/14
3.	44	Troy	12/17/20
4.	43	at Louisiana.....	01/30/08
4.	43	at Louisville.....	12/09/09

Fewest 3-Point Attempts

1.	0	New Orleans.....	03/09/03
2.	2	at Indiana.....	12/05/87
	2	Texas Tech.....	11/24/89
4.	3	Eastern Kentucky.....	01/19/87
	3	at Eastern Kentucky.....	02/21/87
	3	at Vanderbilt.....	01/06/88
	3	at Eastern Kentucky.....	02/01/88
	3	at Tennessee State.....	02/05/88
	3	Georgia State.....	11/24/91
	3	Mississippi.....	11/24/95

Most Free Throws Made

1.	37	UT-Martin.....	01/05/95
2.	34	at Morehead State.....	01/26/80
	34	Murray State.....	01/14/91
4.	33	at Murray State.....	02/07/86
	33	ETSU.....	01/02/97

Fewest Free Throws Made

1.	0	Milwaukee	12/07/02
2.	1	Oregon	12/03/93
	1	Georgia	12/30/02
	1	at LSU.....	11/18/09
4.	2	Louisiana.....	01/28/09
	2	South Alabama.....	02/21/10
	2	at FIU.....	01/29/11

Most Free Throw Attempts

1.	54	at Tennessee State.....	01/16/82
2.	50	UT-Martin.....	01/05/95
	50	at East Carolina.....	02/26/14
4.	44	at Murray State.....	02/17/86
	44	Murray State.....	02/01/92
	44	Belmont	12/06/20

Fewest Free Throw Attempts

1.	2	Milwaukee	12/07/02
2.	3	Georgia	12/30/02
3.	4	Tennessee State.....	02/20/88
	4	Louisiana.....	01/28/09
5.	5	South Alabama.....	02/21/10
	5	at FIU.....	01/29/11
	5	at Fordham.....	12/30/18

Best Free Throw Percentage (15 Attempts)

1.	1.000	at Georgia.....	12/06/92
	1.000	Southeast Missouri.....	02/14/94
3.	.947	Siena	12/28/88
	.947	at Oklahoma.....	11/19/08
	.947	at UAB	1/1/17

Lowest Free Throw Percentage (15 Attempts)

1.	.375	Charlotte	02/22/14
	.375	vs. Gonzaga.....	11/30/19
3.	.438	Eastern Kentucky.....	03/09/92
	.438	at Western Kentucky.....	01/14/09
5.	.467	vs. Chattanooga.....	12/29/18

Most Rebounds

1.	69	Chattanooga	12/18/76
	69	at Union (Tenn.).....	01/09/78
3.	67	Vanderbilt	12/01/76
	67	Austin Peay	01/21/78
5.	64	Vanderbilt.....	02/13/77
	64	UT-Martin.....	03/01/78

Fewest Rebounds

1.	16	Arizona State.....	13/13/16
2.	19	WKU	02/14/19
3.	20	vs. Oregon	12/03/93
4.	21	Denver.....	02/10/10
	21	vs. Tennessee (N).....	3/21/21

Most Assists

1.	37	Kentucky	11/17/78
2.	34	Murray State.....	02/01/92
3.	33	Chattanooga.....	01/16/85
3.	33	Mississippi College	12/02/88
5.	32	Morehead State.....	01/17/87
	32	vs. Georgia Southern.....	12/15/95

Fewest Assists

1.	2	at Western Kentucky.....	12/30/83
	2	at Tennessee.....	03/17/84
3.	3	at Tennessee Tech.....	01/10/77
	3	at Vanderbilt.....	01/19/83
	3	at UT-Martin.....	01/24/83
	3	at LSU.....	11/18/09

Most Steals

1.	27	vs. San Jose State.....	12/13/91
2.	26	at UT-Martin.....	01/10/85
3.	25	at Murray State.....	01/19/80
	25	at ETSU.....	01/14/89
5.	24	Tennessee Tech.....	11/14/07

Fewest Steals

1.	0	Tennessee Tech.....	01/26/91
	0	at FIU.....	02/10/18
3.	1	Austin Peay	01/17/80
	1	at Memphis.....	02/09/80
	1	Morehead State.....	01/12/85
	1	at Western Kentucky.....	12/09/87
	1	USF	01/12/90
	1	Tennessee State.....	01/28/91
	1	Florida Atlantic.....	11/19/04
	1	at UALR.....	01/17/09
	1	at UALR.....	01/09/10
	1	at UALR.....	02/20/11
	1	WKU	02/16/17
	1	vs. Rice	03/16/19
	1	at WKU	1/11/20

Most Blocked Shots

1.	13	UTEP.....	01/31/15
2.	11	UT-Martin.....	01/23/84
3.	10	Austin Peay	02/09/85
	10	UT-Martin.....	02/14/85
	10	Belmont	01/04/86
	10	at Eastern Kentucky.....	01/20/86
	10	at Chattanooga.....	12/07/96
	10	at Lipscomb.....	12/14/01
	10	at North Texas.....	03/06/05
	10	at ODU.....	01/22/15

Most Turnovers

1.	40	Tennessee State.....	12/05/81
2.	38	vs. ETSU.....	03/04/77
	38	at Northern Kentucky.....	01/04/80
	38	Memphis.....	01/26/81
5.	37	Chattanooga.....	12/18/76
	37	Kentucky	11/17/78
	37	vs. Mississippi.....	12/14/78

Fewest Turnovers

1.	2	Southern Miss.....	01/15/21
2.	3	UAB	01/30/21
3.	4	at Lipscomb.....	11/23/81
	4	Marshall.....	02/16/19
5.	5	at Tennessee State.....	02/01/83
	5	at Morehead State.....	02/23/87
	5	at Morehead State.....	02/25/95
	5	Old Dominion.....	03/03/18
	5	Marshall.....	03/05/21

Most Fouls

1.	35	at Tennessee State.....	01/16/82
2.	34	vs. South Alabama.....	01/09/82
	34	at Furman.....	01/15/97
4.	33	vs. Miami (Ohio).....	12/29/80
5.	32	at Chattanooga.....	03/01/83

Fewest Fouls

1.	1	at Tennessee State.....	02/09/91
2.	7	Louisville.....	12/12/92
	7	Louisiana.....	01/25/03
4.	8	4x (last vs. UALR).....	03/10/09



Field Goals Made

1.	1040	1984-86
2.	997	2006-07
3.	974	1985-86
4.	936	1982-83
5.	931	2008-09
6.	930	1977-78
7.	915	1987-88
8.	911	2009-10
9.	896	1979-80
10.	892	2007-08

Field Goals Attempted

1.	2204	2006-07
2.	2135	2007-08
3.	2105	1977-78
4.	2103	2014-15
5.	2067	1985-86
6.	2063	1984-85
7.	2037	1982-83
8.	1999	2008-09
9.	1982	2009-10
10.	1975	2012-13

Field Goal Percentage

1.	.504	1040-2063	1984-85
2.	.479	915-1912	1987-88
3.	.476	870-1826	1986-87
4.	.475	896-1886	1979-80
5.	.474	837-1766	1995-96
6.	.471	974-2067	1985-86
7.	.470	875-1861	1976-77
8.	.469	803-1712	1988-89
9.	.466	931-1999	2008-09
10.	.464	828-1784	1983-84
	.464	774-1667	1998-99

3-Point Field Goals Made

1.	313	2009-10
2.	296	2008-09
3.	277	2006-07
4.	269	2007-08
5.	255	2014-15
6.	250	2016-17
7.	235	2018-19
8.	232	2019-20
9.	231	1994-95
10.	224	2011-12

3-Point Field Goals Attempted

1.	848	2009-10
2.	834	2014-15
3.	823	2007-08
4.	816	2008-09
5.	789	2006-07
6.	759	2020-21
7.	745	2019-20
8.	716	2013-14
9.	714	2018-19
10.	706	2011-12

3-Point Field Goal Percentage

1.	.471	57-121	1986-87
2.	.433	97-224	1987-88
3.	.381	231-606	1994-95
4.	.376	114-303	1989-90
5.	.370	119-322	1991-92
6.	.369	313-848	2009-10
7.	.365	134-367	1998-99
	.365	180-493	2005-06
9.	.365	250-687	2016-17
10.	.363	296-816	2008-09

Free Throws Made

1.	518	1995-96
	518	2013-14
3.	511	1980-81
4.	506	1993-94
5.	503	2000-01
6.	501	1994-95
7.	483	2015-16
8.	480	1991-92
9.	477	2016-17
10.	471	1990-91

Free Throws Attempted

1.	826	2013-14
2.	744	1982-83
3.	741	1995-96
4.	731	2000-01
5.	722	1983-84
6.	719	1993-94
7.	717	1991-92
8.	713	2014-15
9.	699	1994-95
10.	695	1980-81

Free Throw Percentage

1.	.767	477-622	2016-17
2.	.750	437-583	2007-08
	.750	440-587	2008-09
4.	.744	375-504	2001-02
5.	.743	402-541	2003-04
6.	.741	421-568	2006-07
	.741	371-501	2009-10
8.	.735	511-695	1980-81
9.	.720	483-671	2015-16
10.	.719	471-655	1990-91

Offensive Rebounds

1.	535	2013-14
	535	2014-15
3.	503	2012-13
4.	478	2011-12
5.	440	2007-08
6.	436	1991-92
7.	430	2006-07
8.	427	1997-98
9.	424	2015-16
10.	423	2010-11

Defensive Rebounds

1.	867	2013-14
2.	831	2014-15
3.	795	2015-16
	795	2016-17
5.	793	2012-13
	793	2019-20
7.	780	2018-19
8.	742	1995-96
9.	724	2000-01
10.	718	2011-12

Total Rebounds

1.	1402	2013-14
2.	1366	2014-15
3.	1296	2012-13
4.	1292	1977-78
5.	1219	2015-16
6.	1205	1980-81
7.	1196	2011-12
8.	1184	1979-80
	1184	1982-83
10.	1178	2019-20

Rebounding Average

1.	46.1	1977-78
2.	46.0	1975-76
3.	43.2	1981-82
4.	42.9	1976-77
5.	41.6	1980-81
6.	41.2	2013-14
7.	40.2	2014-15
8.	39.3	2012-13
	39.3	2019-20
10.	39.1	1983-84

Assists

1.	577	1984-85
2.	552	1988-89
	552	2009-10
4.	549	2008-09
5.	540	1987-88
6.	525	2016-17
7.	515	2014-15
8.	511	2007-08
9.	505	1999-00
10.	497	1992-93



Team Season Records

Turnovers

1.	642	1979-80
2.	623	1977-78
3.	615	1985-86
4.	611	1996-97
5.	603	1998-99
6.	592	1999-00
7.	591	2010-11
8.	585	2004-05
9.	579	1997-98
	579	2003-04

Blocks*

1.	162	1984-85
2.	143	2014-15
3.	132	1985-86
4.	118	1982-83
5.	116	1983-84
6.	103	1997-98
	103	2001-02
8.	98	1981-82
9.	96	2012-13
10.	95	2015-16

* - not available from 1976-80

Steals*

1.	465	2006-07
2.	419	2004-05
3.	391	2007-08
4.	380	2009-10
5.	379	2008-09
6.	368	2005-06
7.	367	2003-04
8.	363	1998-99
9.	360	2014-15
10.	341	1985-86
	341	2011-12

* - not available from 1976-80

Points

1.	2692	2006-07
2.	2598	2008-09
3.	2506	2009-10
4.	2490	2007-08
5.	2464	1984-85
6.	2454	2014-15
7.	238	2016-17
8.	2375	1982-83
9.	2369	1985-86
10.	2344	1995-96

Points Per Game

1.	82.1	1984-85
2.	81.9	1986-87
3.	81.0	1976-77
4.	80.8	1991-92
	80.8	2009-10
6.	80.1	1992-93
7.	79.2	1994-95
	79.2	2006-07
9.	79.1	1988-89
10.	79.0	1985-86



Year	TOTAL						REBOUNDS													Pts	Avg.
	FG	FGA	Pct.	3FG	3FGA	Pct.	FT	FTA	Pct.	Off.	Def.	Total	Avg.	PF	A	TO	BLK	STL			
1976-77	875	1861	.470	-	-	-	276	460	.600	-	-	1253	52.2	487	366	531	-	-	2026	84.4	
1977-78	930	2105	.442	-	-	-	336	531	.633	-	-	1489	53.2	508	324	623	-	-	2196	78.4	
1978-79	761	1653	.460	-	-	-	387	633	.611	-	-	1129	43.4	666	284	584	-	-	1909	73.4	
1979-80	896	1886	.475	-	-	-	420	597	.704	-	-	1335	40.4	540	390	642	-	-	2212	67.0	
1980-81	832	1870	.445	-	-	-	511	695	.735	-	-	1332	45.6	587	276	616	52	212	2175	75.0	
1981-82	748	1646	.454	-	-	-	396	614	.645	-	-	1176	47.0	603	290	515	98	245	1892	75.7	
1982-83	949	2067	.459	-	-	-	518	763	.679	-	-	1363	44.0	672	383	502	118	248	2416	77.9	
1983-84	828	1784	.464	-	-	-	470	726	.647	-	-	1228	42.3	583	361	563	116	257	2126	73.3	
1984-85	1040	2065	.504	-	-	-	384	588	.652	-	-	1229	41.0	532	577	536	162	307	2464	82.1	
1985-86	973	2067	.471	-	-	-	420	634	.662	-	-	1275	40.1	715	490	616	132	340	2366	78.9	
1986-87	870	1829	.476	57	121	.471	414	585	.708	369	632	1104	40.9	484	447	420	62	149	2211	81.9	
1987-88	915	1911	.479	97	224	.433	385	587	.656	407	670	1168	39.0	474	541	518	67	244	2312	77.1	
1988-89	803	1711	.469	130	365	.356	400	585	.684	336	620	1036	38.4	431	454	454	31	237	2136	79.1	
1989-90	742	1791	.414	114	303	.376	456	666	.685	385	622	1087	38.8	452	489	532	28	217	2054	73.4	
1990-91	722	1643	.439	103	338	.305	471	655	.719	333	664	1105	39.5	468	485	526	64	191	2013	71.9	
1991-92	828	1845	.449	119	322	.370	480	717	.669	436	645	1138	40.6	447	471	550	46	328	2261	80.7	
1992-93	786	1750	.449	147	445	.330	445	619	.719	356	597	1022	36.5	420	497	438	53	316	2171	77.5	
1993-94	741	1642	.451	144	434	.332	506	719	.704	392	688	1080	38.6	495	496	484	58	303	2132	76.1	
1994-95	743	1746	.426	231	606	.381	501	699	.717	401	711	1112	39.7	506	438	433	48	281	2218	79.2	
1995-96	837	1766	.474	152	449	.339	518	741	.699	429	790	1219	40.6	586	479	569	68	285	2344	78.1	
1996-97	754	1765	.427	120	408	.294	440	634	.694	368	733	1101	36.7	571	453	621	65	317	2068	68.9	
1997-98	766	1818	.421	125	384	.326	453	662	.684	466	687	1153	38.4	599	460	582	103	327	2110	70.3	
1998-99	752	1595	.471	131	352	.372	452	650	.695	361	658	1019	37.7	554	477	594	64	350	2087	77.3	
1999-00	763	1673	.457	131	391	.335	415	594	.699	379	719	1097	37.9	489	505	599	91	296	2072	72.5	
2000-01	770	1700	.453	162	457	.354	503	731	.688	367	777	1144	38.1	525	477	651	56	295	2205	73.5	
2001-02	786	1767	.445	140	462	.303	375	504	.744	387	739	1126	38.8	459	435	570	103	303	2087	72.0	
2002-03	792	1765	.449	137	488	.281	330	465	.710	398	710	1108	36.9	438	405	565	86	316	2051	68.4	
2003-04	813	1764	.461	116	422	.275	402	541	.743	362	772	1134	35.4	436	453	587	93	367	2144	67.0	
2004-05	835	1823	.458	105	372	.282	355	540	.657	392	709	1101	33.4	500	481	607	84	419	2130	64.5	
2005-06	839	1864	.450	180	493	.365	375	543	.691	413	639	1052	33.9	616	414	519	72	369	2233	72.0	
2006-07	997	2204	.452	277	789	.351	421	568	.741	487	655	1142	33.6	659	511	497	62	465	2692	79.2	
2007-08	892	2135	.418	269	832	.323	437	583	.750	488	629	1117	32.9	654	464	464	49	391	2490	73.2	
2008-09	931	1999	.466	296	816	.363	440	587	.750	432	741	1173	34.5	594	549	547	90	379	2598	76.4	
2009-10	911	1982	.460	313	848	.369	371	501	.741	417	696	1113	35.9	591	552	491	74	380	2506	80.8	
2010-11	788	1765	.446	207	603	.343	387	559	.692	423	707	1130	36.5	527	469	591	69	278	2170	70.0	
2011-12	798	1914	.417	224	706	.317	366	609	.601	478	718	1196	36.2	534	462	568	81	341	2186	66.2	
2012-13	812	1795	.411	191	628	.304	399	565	.706	503	793	1296	39.3	520	435	534	96	294	2214	67.1	
2013-14	775	1956	.396	199	716	.278	518	826	.627	535	867	1402	41.2	568	428	496	62	277	2267	66.7	
2014-15	879	2103	.418	255	834	.306	441	713	.619	535	831	1366	40.2	624	515	519	143	360	2454	72.2	
2015-16	798	1882	.424	217	659	.329	483	671	.720	424	795	1219	36.9	652	495	539	95	288	2296	69.5	
2016-17	827	1861	.444	250	687	.364	477	622	.767	347	795	1142	33.6	655	525	511	86	255	2381	70.0	
2017-18	583	1534	.380	212	661	.321	414	581	.713	346	703	1049	33.8	615	334	526	81	240	1792	58.8	
2018-19	804	1849	.435	235	714	.329	361	516	.700	397	780	1177	34.6	640	399	432	92	265	2204	64.8	
2019-20	760	1853	.410	232	745	.311	378	605	.625	385	793	1178	39.3	524	377	459	83	255	2130	71.0	
2020-21	640-1609		.398	232	759	.306	339	514	.660	314	652	966	38.6	417	310	290	77	180	1851	74.0	



Year-by-Year Results

1975-76

Coach: Pat Jones

Record: 15-9

D. 4	MURRAY STATE	W, 66-50
D. 10	LAMBUTH	W, 83-21
D. 13	HIWASSEE JC	L, 70-71
J. 7	CHATTANOOGA	W, 93-66
J. 10	at Hiwassee JC	L, 60-72
J. 13	UNION (Tenn.)	L, 76-83
J. 17	TENNESSEE TECH	L, 75-86
J. 19	ETSU	W, 85-45
J. 24	UT-MARTIN	W, 91-66
F. 2	at Murray State	W, 55-44
F. 6	at Memphis JV+	W, 77-35
F. 6	vs. Mississippi University for Women+	L, 63-72
F. 7	vs. Murray State+	W, 64-57
F. 7	vs. Mississippi State+	L, 73-78
F. 15	at ETSU	W, 67-49
F. 16	at Tennessee Tech	L, 58-99
F. 17	at Chattanooga	W, 89-57
F. 24	at UT-Martin	W, 81-76
F. 27	at Lambuth	W, 77-56
F. 28	at Union (Tenn.)	W, 95-94
M. 4	vs. UT-Martin#	W, 87-79
M. 4	vs. Memphis#	W, 75-52
M. 6	vs. Tennessee Tech#	L, 68-84
M. 6	vs. Tennessee#	L, 70-73

+ – Memphis State Invitational, Memphis, Tenn.
– TCWSF State Tournament, Johnson City, Tenn.

1976-77

Coach: Pat Jones

Record: 20-5

N. 29	SHORTER	L, 69-73
D. 1	VANDERBILT	W, 91-26
D. 6	MARYVILLE	W, 116-46
D. 18	CHATTANOOGA	W, 101-63
D. 18	at Maryville (Forfeit)	W, 2-0
J. 8	at ETSU	W, 81-63
J. 10	at Tennessee Tech (6)	L, 67-97
J. 15	UNION (Tenn.)	W, 91-88
J. 17	MOREHEAD STATE	W, 91-80
J. 22	at Murray State	W, 79-52
J. 24	AUSTIN PEAY	W, 82-52
J. 31	at Chattanooga	W, 85-74
F. 5	TENNESSEE TECH (6)	W, 80-78
F. 11	CHATTANOOGA+	W, 95-73
F. 11	MURRAY STATE+	W, 92-63
F. 13	at Vanderbilt	W, 89-41
F. 17	ETSU	W, 88-67
F. 19	at Austin Peay	W, 82-46
F. 21	MURRAY STATE	W, 90-53
F. 26	WESTERN KENTUCKY	W, 89-81
F. 28	at Union (Tenn.)	L, 90-93 (OT)
M. 2	vs. UT-Martin#	W, 69-67
M. 2	vs. Tennessee# (10)	L, 66-87
M. 4	vs. ETSU#	W, 75-73
M. 4	at Memphis# (16)	L, 68-84

+ – MTSU Invitational, Murfreesboro, Tenn.
– TCWSF State Tournament, Memphis, Tenn.

1977-78

Coach: Pat Sarver

Record: 15-13

N. 18	MISSISSIPPI STATE+	W, 83-70
N. 18	KENTUCKY+ (19)	L, 80-82
D. 3	ALABAMA	L, 69-75
D. 10	UNION (Tenn.)	W, 80-69
D. 15	vs. Southern Miss\$	W, 82-75 (OT)
D. 16	at Blue Mountain\$	W, 76-59
D. 17	vs. Berry\$	L, 53-77
J. 7	at Morehead State	L, 89-94 (OT)
J. 9	at Union (Tenn.)	W, 92-84
J. 11	MISSOURI (18)	L, 65-81
J. 14	TENNESSEE TECH	L, 81-88
J. 16	ETSU	W, 82-71
J. 17	TENNESSEE (2)	L, 79-87
J. 21	AUSTIN PEAY	W, 90-52
J. 23	at Murray State	W, 89-65
J. 28	WESTERN KENTUCKY	W, 74-70
J. 30	at Memphis (19)	L, 86-101
J. 31	at UT-Martin	W, 89-61
F. 13	EASTERN KENTUCKY	W, 94-67
F. 15	at Tennessee Tech	L, 66-81
F. 16	at ETSU	L, 72-86
F. 18	MURRAY STATE	W, 92-73

F. 20	at Austin Peay	W, 72-70
F. 25	at Western Kentucky	L, 63-83
M. 1	at UT-Martin#	W, 70-54
M. 2	vs. Tennessee Tech#	L, 68-96
M. 3	vs. ETSU#	W, 98-79
M. 3	vs. Memphis# (13)	L, 62-74

+ – MTSU Tipoff Tournament, Murfreesboro, Tenn.
\$ – Blue Mountain Tournament, Blue Mountain, Miss.
– TCWSF State Tournament, Martin, Tenn.

1978-79

Coach: Larry Joe Inman

Record: 14-13/6-4 Ohio Valley

N. 17	KENTUCKY+	W, 90-87
N. 18	MEMPHIS+	L, 81-91
N. 30	at Union (Tenn.)	L, 80-91
D. 2	CHATTANOOGA	L, 59-60 (OT)
D. 4	at Alabama	L, 84-90
D. 5	at Tennessee (1)	L, 63-87
D. 11	VANDERBILT	W, 69-67
D. 14	vs. Mississippi\$ (18)	L, 61-68
D. 14	vs. Utah\$	L, 74-82
D. 16	vs. Mississippi State\$ (Forfeit)	L, 0-2
J. 6	MOREHEAD STATE*	L, 67-74
J. 8	EASTERN KENTUCKY*	W, 75-61
J. 13	at Tennessee Tech*	L, 73-107
J. 15	UNION (Tenn.)	W, 67-60
J. 20	at Austin Peay*	W, 69-57
J. 22	MURRAY STATE*	W, 87-79 (OT)
J. 27	at Western Kentucky*	W, 86-79
J. 30	MEMPHIS (19)	W, 65-63
F. 3	at Chattanooga	W, 66-63
F. 8	at Eastern Kentucky*	L, 84-85
F. 13	ETSU	W, 59-44
F. 17	at Murray State*	L, 78-90
F. 19	AUSTIN PEAY*	W, 90-77
F. 21	at UT-Martin	W, 73-69
F. 24	WESTERN KENTUCKY*	W, 82-63
F. 26	at Vanderbilt	W, 74-70
F. 27	vs. ETSU#	L, 53-55

* – Ohio Valley Game
+ – MTSU Tipoff Tournament, Murfreesboro, Tenn.
\$ – MUW Christmas Tournament, Columbus, Miss.
– TCWSF State Tournament, Knoxville, Tenn.

1979-80 (OHIO VALLEY CHAMPIONS)

Coach: Larry Joe Inman

Record: 23-10/10-1 Ohio Valley

N. 13	at Belmont	W, 73-70
N. 24	at Vanderbilt	W, 67-66
N. 26	TENNESSEE (4)	L, 48-63
D. 3	WESTERN KENTUCKY%	W, 54-49
D. 4	MOREHEAD STATE%	L, 51-58
D. 8	BELMONT	W, 60-55
D. 13	vs. Mississippi+	W, 69-63
D. 14	vs. Tennessee Tech+ (19)	L, 68-71 (OT)
D. 15	vs. Central Missouri+	L, 70-72
D. 17	at Southern Miss	L, 65-77
J. 4	at Northern Kentucky\$	L, 69-70
J. 5	vs. Miami (Ohio)\$	W, 73-49
J. 7	at ETSU	W, 71-59
J. 10	TENNESSEE TECH*	W, 72-57
J. 14	at Tennessee State	W, 84-52
J. 17	AUSTIN PEAY*	W, 72-48
J. 19	at Murray State*	W, 80-62
J. 21	at Chattanooga	W, 77-76
J. 24	WESTERN KENTUCKY*	W, 60-46
J. 26	at Morehead State*	W, 70-61
J. 31	EASTERN KENTUCKY*	W, 70-54
F. 2	UT-MARTIN	W, 63-49
F. 4	TENNESSEE STATE	W, 69-55
F. 7	at Tennessee Tech*	L, 69-72
F. 9	at Memphis	W, 68-63
F. 12	CHATTANOOGA	L, 57-61 (OT)
F. 14	MURRAY STATE*	W, 76-60
F. 16	at Austin Peay*	W, 67-59
F. 21	at Western Kentucky*	W, 56-53
F. 23	at Eastern Kentucky*	W, 56-54
F. 28	vs. Vanderbilt#	W, 76-57
F. 29	at Tennessee Tech# (20)	L, 70-72
M. 1	vs. Chattanooga#	L, 62-84

* – Ohio Valley Game
% – Ohio Valley Tipoff Tournament, Murfreesboro, Tenn.
+ – MUW Christmas Tournament, Columbus, Miss.
\$ – Northern Kentucky Invitational, Highland Heights, Ky.
– TCWSF State Tournament, Cookeville, Tenn.

1980-81

Coach: Larry Joe Inman

Record: 16-13/6-3 Ohio Valley

D. 1	BELMONT	W, 77-55
D. 6	VANDERBILT	L, 88-89
D. 8	TENNESSEE STATE	W, 84-67
D. 18	vs. Clemson! (16)	L, 63-66
D. 19	vs. South Alabama!	L, 50-51
D. 20	at Mississippi University for Women!	W, 89-71
D. 28	vs. Jackson State\$	L, 62-82
D. 29	vs. Miami (Ohio)\$	W, 78-57
D. 30	at Miami (Fla.)\$	L, 74-80
J. 3	MOREHEAD STATE*	W, 73-68
J. 8	at Tennessee Tech*	W, 76-66
J. 12	ETSU	W, 74-72
J. 15	at Austin Peay*	W, 89-67
J. 17	at Murray State*	L, 72-73
J. 19	at Tennessee State	W, 80-65
J. 22	at Western Kentucky	L, 76-77
J. 24	CHATTANOOGA	L, 71-80
J. 26	MEMPHIS	L, 61-79
J. 31	at Eastern Kentucky*	W, 79-51
F. 2	at Chattanooga	L, 86-91
F. 5	TENNESSEE TECH*	W, 81-78
F. 7	at Belmont	W, 78-70
F. 12	MURRAY STATE*	W, 75-74
F. 14	AUSTIN PEAY*	W, 74-65
F. 16	at UT-Martin	W, 75-62
F. 19	WESTERN KENTUCKY	L, 88-94
F. 26	at Memphis#	W, 70-66
F. 27	vs. Tennessee# (4)	L, 47-66
F. 28	vs. Tennessee Tech#	L, 79-87

* – Ohio Valley Game
! – MUW Christmas Invitational, Columbus, Miss.
\$ – Hurricane Classic, Miami, Fla.
– TCWSF State Tournament, Memphis, Tenn.

1981-82

Coach: Larry Joe Inman

Record: 20-5/9-3 Ohio Valley

N. 23	at Lipscomb	W, 95-60
N. 30	at Belmont	W, 78-72
D. 5	TENNESSEE STATE	W, 53-43
D. 10	at Morehead State*	W, 67-64
D. 12	at Eastern Kentucky*	W, 77-72
D. 19	TENNESSEE TECH*	L, 67-81
J. 8	at Mississippi+	L, 66-67
J. 9	vs. South Alabama+	W, 72-55
J. 14	at Western Kentucky*	L, 63-67
J. 16	at Tennessee State	W, 71-66
J. 18	at Chattanooga	W, 82-72
J. 21	MURRAY STATE*	W, 90-67
J. 23	AUSTIN PEAY*	W, 85-73
J. 25	BELMONT	W, 92-65
J. 30	at Tennessee Tech*	L, 68-74
F. 3	at Vanderbilt	W, 76-71
F. 6	NORTH ALABAMA	W, 93-70
F. 9	CHATTANOOGA	W, 90-64
F. 13	WESTERN KENTUCKY*	W, 69-62
F. 18	at Murray State*	W, 79-74
F. 20	at Austin Peay	W, 68-64
F. 22	at North Alabama	W, 81-53
F. 25	MOREHEAD STATE*	W, 86-57
F. 27	EASTERN KENTUCKY*	W, 62-55
M. 3	vs. Morehead State#	L, 62-66

* – Ohio Valley Game
+ – Dial Classic, Oxford, Miss.
– Ohio Valley Championships, Cookeville, Tenn.

1982-83 (OHIO VALLEY CHAMPIONS)

Coach: Larry Joe Inman

Record: 26-5/10-0 Ohio Valley

N. 26	TENNESSEE STATE	W, 88-67
D. 3	at Southern	W, 87-78
D. 4	at LSU	L, 65-67
D. 8	WESTERN KENTUCKY	W, 71-64
D. 13	LIPSCOMB	W, 83-61
D. 17	at Morehead State*	W, 66-51
D. 18	at Eastern Kentucky*	W, 62-69 (OT)
J. 3	CHATTANOOGA	L, 67-74
J. 6	at Kentucky (5)	L, 68-73
J. 8	at Belmont	W, 91-72
J. 15	at Tennessee Tech*	W, 74-72
J. 19	at Vanderbilt	W, 86-81
J. 22	at Murray State*	W, 75-68
J. 24	at UT-Martin	W, 75-68



J. 28	AUSTIN PEAY*	W, 74-52
J. 29	BELMONT	W, 80-60
F. 1	at Tennessee State	W, 77-68
F. 4	vs. Mississippi State+	W, 79-76 (OT)
F. 5	at Arkansas+	L, 72-73
F. 12	TENNESSEE TECH*	W, 95-77
F. 16	VANDERBILT	W, 73-66 (OT)
F. 19	MURRAY STATE*	W, 96-68
F. 21	UT-MARTIN	W, 86-65
F. 26	at Austin Peay*	W, 87-73
M. 1	at Chattanooga	W, 94-79
M. 4	MOREHEAD STATE*	W, 81-53
M. 5	at Eastern Kentucky*	W, 73-66
M. 9	vs. Murray State#	W, 84-73
M. 10	vs. Morehead State#	W, 74-61
M. 15	at Jackson State&	W, 64-61
M. 17	at Louisiana Tech# (1)	L, 59-91

* – Ohio Valley Game
 + – Lady Razorback Invitational, Fayetteville, Ark.
 # – Ohio Valley Championships, Cookeville, Tenn.
 & – NCAA Tournament, Jackson, Miss.
 % – NCAA Tournament, Ruston, La.

1983-84 (OHIO VALLEY CHAMPIONS)

Coach: Larry Joe Inman

Record: 19-10/12-2 Ohio Valley

N. 26	at Florida State	L, 67-75
N. 28	BELMONT	W, 87-40
D. 8	CHATTANOOGA	L, 63-65
D. 16	vs. Union (Tenn.)+	W, 74-62
D. 17	at Mississippi+ (8)	L, 72-84
D. 30	at Western Kentucky	L, 69-72
J. 5	at Chattanooga	L, 59-73
J. 7	at Tennessee Tech*	W, 70-66
J. 9	at Kentucky	W, 74-68
J. 12	at Morehead State*	L, 53-56
J. 14	at Eastern Kentucky*	L, 46-49
J. 17	VANDERBILT	L, 60-66
J. 19	YOUNGSTOWN STATE*	W, 87-59
J. 21	AKRON*	W, 89-48
J. 23	UT-MARTIN	W, 76-55
J. 26	AUSTIN PEAY*	W, 84-76 (OT)
J. 27	MURRAY STATE*	W, 100-59
J. 31	at Vanderbilt	L, 67-83
F. 7	at UT-Martin	W, 86-79
F. 9	at Austin Peay*	W, 87-74
F. 11	at Murray State*	W, 84-67
F. 16	MOREHEAD STATE*	W, 68-49
F. 18	EASTERN KENTUCKY*	W, 78-58
F. 23	at Youngstown State*	W, 75-69
F. 25	at Akron*	W, 78-54
M. 3	TENNESSEE TECH*	W, 85-64
M. 6	MOREHEAD STATE#	W, 65-47
M. 7	TENNESSEE TECH#	W, 71-64
M. 14	at Tennessee& (15)	L, 52-70

* – Ohio Valley Game
 + – Dial Classic, Oxford, Miss.
 # – Ohio Valley Championships, Murfreesboro, Tenn.
 & – NCAA Tournament, Knoxville, Tenn.

1984-85 (OHIO VALLEY CHAMPIONS)

Coach: Larry Joe Inman

Record: 23-7/13-1 Ohio Valley

N. 23	GEORGIA (1/NA)	L, 73-84
N. 26	at Chattanooga	L, 78-83
D. 3	at Belmont	W, 105-60
D. 8	at Evansville	W, 91-68
D. 17	ETSU	W, 82-57
D. 28	vs. West Virginia+	W, 93-67
D. 29	at Cincinnati+	L, 91-98
J. 7	TENNESSEE TECH*	W, 62-58
J. 10	at UT-Martin	W, 95-55
J. 12	MOREHEAD STATE*	W, 80-69
J. 14	EASTERN KENTUCKY*	W, 77-69
J. 16	CHATTANOOGA	W, 95-60
J. 19	at Youngstown State*	W, 91-81 (OT)
J. 21	at Akron*	W, 68-48
J. 26	at Austin Peay*	W, 80-58
J. 28	at Murray State*	W, 77-66
J. 31	MISSISSIPPI (7/7)	L, 66-77
F. 6	at Louisiana Tech (6/5)	L, 62-86
F. 9	AUSTIN PEAY*	W, 86-75
F. 11	MURRAY STATE*	W, 87-69
F. 14	UT-MARTIN	W, 80-64
F. 16	at Morehead State*	W, 86-72
F. 18	at Eastern Kentucky*	W, 67-63

F. 21	at Tennessee Tech* (19/NA)	L, 86-92 (OT)
F. 23	YOUNGSTOWN STATE*	W, 87-74
F. 25	AKRON*	W, 108-45
F. 28	ETSU	W, 65-59
M. 4	AUSTIN PEAY#	W, 82-77
M. 5	TENNESSEE TECH#	W, 67-61
M. 17	nr/25 at Western Kentucky& (14/14)	L, 83-90

* – Ohio Valley Game
 + – Communiplex Classic, Cincinnati, Ohio
 # – Ohio Valley Championships, Murfreesboro, Tenn.
 & – NCAA Tournament, Bowling Green, Ky.

1985-86 (OHIO VALLEY CHAMPIONS)

Coach: Larry Joe Inman

Record: 20-10/13-1 Ohio Valley

N. 25	vs. Oklahoma+ (NA/23)	L, 75-83
N. 26	vs. South Alabama+	L, 63-79
N. 29	vs. Clemson\$	W, 90-88
N. 30	at Kentucky\$	L, 77-85
D. 2	at Georgia (2/2)	L, 58-108
D. 4	at Auburn (12/10)	L, 59-71
D. 7	CHATTANOOGA	W, 93-68
D. 9	at Western Kentucky (9/8)	L, 78-103
D. 11	EVANSVILLE	W, 106-71
D. 21	at Mississippi (8/10)	L, 80-95
J. 4	BELMONT	W, 93-47
J. 6	at Tennessee Tech*	L, 58-77
J. 11	MURRAY STATE*	W, 102-68
J. 13	AUSTIN PEAY*	W, 72-66
J. 18	at Morehead State*	W, 74-64
J. 20	at Eastern Kentucky*	W, 87-78
J. 25	YOUNGSTOWN STATE*	W, 97-72
J. 27	AKRON*	W, 76-58
F. 1	at Chattanooga	L, 72-83
F. 3	TENNESSEE TECH*	W, 72-69
F. 8	at Akron*	W, 79-47
F. 10	at Youngstown State*	W, 77-67
F. 15	at Austin Peay*	W, 77-68
F. 17	at Murray State*	W, 87-81
F. 22	EASTERN KENTUCKY*	W, 99-85
F. 24	MOREHEAD STATE*	W, 71-57
M. 5	MOREHEAD STATE#	W, 85-72
M. 6	TENNESSEE TECH#	W, 66-63
M. 12	at South Carolina&	W, 78-77 (OT)
M. 16	at LSU% (9/8)	L, 65-78

* – OVC game; # – Ohio Valley Championships, Murfreesboro, Tenn.
 + – Bowling Green Bank Invitational, Bowling Green, Ky.
 \$ – Lady Kat Dial Classic, Lexington, Ky.
 & – NCAA Tournament, Columbia, S.C.
 % – NCAA Tournament, Baton Rouge, La.

1986-87 (OHIO VALLEY Co-CHAMPS)

Coach: Jim Davis

Record: 19-8/12-2 Ohio Valley

N. 28	vs. Northern Kentucky+	W, 70-69
N. 29	vs. Wisconsin+	W, 69-56
D. 2	WESTERN KENTUCKY (12/10)	L, 71-78
D. 11	CUMBERLAND (TENN.)	W, 87-54
D. 14	AUBURN (4/4)	L, 62-84
D. 20	KENTUCKY	L, 68-79
D. 27	vs. Quinipiac\$	W, 89-59
D. 28	at Maine\$	L, 67-75
J. 3	MISSISSIPPI (10/10)	L, 63-95
J. 5	at Tennessee Tech*	L, 74-78
J. 10	at Murray State*	L, 66-72
J. 12	at Austin Peay*	W, 92-68
J. 17	MOREHEAD STATE*	W, 90-73
J. 19	EASTERN KENTUCKY*	W, 84-62
J. 24	at Youngstown State*	W, 93-82
J. 26	at Akron*	W, 74-57
J. 31	at Tennessee State	W, 91-56
F. 2	TENNESSEE TECH*	W, 94-85
F. 7	AKRON*	W, 96-57
F. 9	YOUNGSTOWN STATE*	W, 76-55
F. 14	AUSTIN PEAY*	W, 89-58
F. 16	MURRAY STATE*	W, 101-83
F. 21	at Eastern Kentucky*	W, 104-63
F. 23	at Morehead State*	W, 91-61
F. 26	TENNESSEE STATE	W, 111-64
M. 4	vs. Murray State#	W, 72-64
M. 5	at Tennessee Tech#	L, 67-71

* – Ohio Valley Game
 + – Communiplex Classic, Cincinnati, Ohio
 \$ – Maine Holiday Classic, Orono, Maine
 # – Ohio Valley Championships, Cookeville, Tenn.

1987-88 (OHIO VALLEY CHAMPIONS)

Coach: Lewis Bivens

Record: 22-8/12-2 Ohio Valley

N. 27	at Georgia State+	W, 101-80
N. 28	vs. Mississippi State+	W, 57-56
D. 4	vs. Central Michigan&	W, 64-56
D. 5	at Indiana&	W, 65-59
D. 9	at Western Kentucky (11/11)	L, 51-83
D. 17	at Mississippi (7/7)	L, 63-77
J. 2	LIPSCOMB	W, 92-68
J. 4	KENNESAW STATE	W, 83-66
J. 6	at Vanderbilt (18/17)	L, 67-70
J. 9	TENNESSEE TECH*	W, 63-55
J. 13	ALABAMA-HUNTSVILLE	W, 92-45
J. 16	at Youngstown State*	W, 74-73
J. 23	MURRAY STATE*	W, 74-70
J. 25	AUSTIN PEAY*	W, 85-58
J. 30	at Morehead State*	W, 72-66
F. 1	at Eastern Kentucky*	W, 87-63
F. 3	at Alabama-Huntsville	W, 105-32
F. 5	at Tennessee State*	W, 90-72
F. 8	at Alabama	L, 58-97
F. 13	EASTERN KENTUCKY*	W, 84-75
F. 15	MOREHEAD STATE*	W, 86-69
F. 20	TENNESSEE STATE*	W, 91-61
F. 22	YOUNGSTOWN STATE*	W, 80-78
F. 25	at Kentucky	L, 68-76
F. 27	at Austin Peay*	W, 84-67
F. 29	at Murray State*	L, 60-82
M. 3	at Tennessee Tech*	L, 79-83
M. 9	MOREHEAD STATE#^	W, 83-56
M. 10	TENNESSEE TECH#^	W, 79-62
M. 16	at Kansas&	L, 75-81

* – Ohio Valley Game
 + – Georgia State Invitational, Atlanta, Ga.
 & – Indiana Classic, Bloomington, Ind.
 # – Ohio Valley Championships, Murfreesboro, Tenn.
 ^ – Played in Alumni Gym
 & – NCAA Tournament, Lawrence, Kan.

1988-89 (OHIO VALLEY CHAMPIONS)

Coach: Lewis Bivens

Record: 21-6/10-2 Ohio Valley

N. 29	at Chattanooga	W, 78-67
D. 2	MISSISSIPPI COLLEGE+	W, 93-53
D. 3	CLEMSON+ (NA/24)	W, 69-64
D. 6	VANDERBILT	W, 81-73
D. 8	at Lipscomb	W, 92-77
D. 16	vs. UT-Arlington&	W, 73-62
D. 17	vs. TCU&	W, 70-53
D. 28	nr/25 vs. Siena\$	W, 103-62
D. 29	nr/25 at Wagner\$	L, 75-80 (OT)
J. 8	KENTUCKY	L, 66-68
J. 9	TENNESSEE STATE*	W, 81-53
J. 13	at UNC Asheville	W, 88-50
J. 14	at ETSU	W, 93-61
J. 16	at Tennessee Tech*	L, 65-74
J. 21	EASTERN KENTUCKY*	L, 65-84
J. 23	MOREHEAD STATE*	W, 68-64
J. 28	at Austin Peay*	W, 88-66
J. 30	at Murray State*	W, 71-68
F. 4	at Tennessee State*	W, 81-61
F. 7	WESTERN KENTUCKY	L, 64-77
F. 11	MURRAY STATE*	W, 93-78
F. 13	AUSTIN PEAY*	W, 107-73
F. 15	CHATTANOOGA	W, 82-61
F. 18	at Morehead State*	W, 77-72
F. 20	at Eastern Kentucky*	W, 81-75
F. 25	TENNESSEE TECH*	W, 73-65
M. 6	MURRAY STATE#	L, 66-73

* – Ohio Valley Game
 + – Shoney's Inn Classic, Murfreesboro, Tenn.
 & – Midwest Roundball Classic, Tulsa, Okla.
 \$ – Wagner Holiday Tournament, New York, N.Y.
 # – Ohio Valley Championships, Murfreesboro, Tenn.

1989-90

Coach: Lewis Bivens

Record: 11-17/7-5 Ohio Valley

N. 24	vs. Texas Tech+	L, 61-76
N. 25	vs. Bucknell+	W, 94-68
N. 26	vs. San Francisco+	L, 57-82
N. 28	LIPSCOMB	W, 95-87
D. 1	vs. Eastern Illinois&	L, 68-90
D. 2	vs. Portland State&	L, 64-69



Year-by-Year Results

D. 10 GEORGIA (4/4) L, 89-95
 D. 16 ETSU L, 59-71
 D. 18 CHATTANOOGA L, 83-89
 J. 4 at Chattanooga L, 71-76
 J. 8 TENNESSEE TECH* (19/19) L, 49-71
 J. 12 USC W, 79-64
 J. 13 UNC ASHEVILLE W, 90-61
 J. 15 at Tennessee State* L, 74-77
 J. 20 MURRAY STATE* L, 61-79
 J. 22 AUSTIN PEAY* W, 85-47
 J. 27 at Morehead State* W, 71-60
 J. 29 at Eastern Kentucky* W, 79-74
 F. 3 at Tennessee Tech* (20/20) L, 69-79
 F. 10 EASTERN KENTUCKY* L, 69-72
 F. 12 MOREHEAD STATE* W, 85-78
 F. 15 at Vanderbilt L, 70-88
 F. 17 at Austin Peay* W, 98-69
 F. 19 at Murray State* W, 71-65
 F. 24 TENNESSEE STATE* W, 67-53
 F. 27 at Kentucky L, 56-72
 F. 28 at Western Kentucky L, 64-80
 M. 5 vs. Murray State# L, 74-82
 * – Ohio Valley Game
 + – Nevada Tourney, Reno, Nev.
 & – Illini Classic, Champaign, Ill.
 # – Ohio Valley Championships, Cookeville, Tenn.

1990-91
Coach: Lewis Bivens
Record: 14-14-8-4 Ohio Valley

N. 23 vs. UAB& L, 68-76
 N. 24 at Georgia State& W, 98-94
 N. 30 vs. Wichita State+ W, 63-44
 D. 1 at Arkansas State+ L, 60-71
 D. 4 at Lipscomb W, 79-64
 D. 6 MISSISSIPPI STATE W, 69-49
 D. 8 GEORGIA (4/4) L, 62-80
 D. 13 CUMBERLAND (TENN.) W, 74-52
 D. 17 CHATTANOOGA L, 64-76
 J. 2 vs. Mississippi\$ (12/12) L, 59-78
 J. 3 vs. Oklahoma State\$ (24/23) L, 70-88
 J. 4 vs. Brown\$ L, 65-79
 J. 9 at Chattanooga L, 73-81
 J. 12 AUSTIN PEAY* W, 87-66
 J. 14 MURRAY STATE* W, 95-72
 J. 19 at Eastern Kentucky* L, 52-69
 J. 21 at Morehead State* W, 90-47
 J. 26 TENNESSEE TECH* L, 58-64
 J. 28 TENNESSEE STATE* W, 77-67
 F. 6 VANDERBILT L, 66-79
 F. 9 at Tennessee State* W, 63-62
 F. 11 at Tennessee Tech* L, 70-86
 F. 16 MOREHEAD STATE* W, 67-63
 F. 18 EASTERN KENTUCKY* W, 81-80
 F. 23 at Murray State* L, 81-91
 F. 25 at Austin Peay* W, 67-58
 M. 4 vs. Eastern Kentucky# W, 93-84
 M. 5 at Tennessee Tech# L, 59-84
 * – Ohio Valley Game
 & – Georgia State Tourney, Atlanta, Ga.
 + – Pizza Inn Classic, Jonesboro, Ark.
 \$ – FIU Fun & Sun Classic, Miami, Fla.
 # – Ohio Valley Championships, Cookeville, Tenn.

1991-92
Coach: Lewis Bivens
Record: 19-9/10-4 Ohio Valley

N. 24 GEORGIA STATE W, 84-61
 N. 26 CHATTANOOGA W, 84-59
 D. 6 WESTERN CAROLINA+ W, 76-65
 D. 7 ALABAMA+ L, 69-101
 D. 13 vs. San Jose State& W, 88-54
 D. 14 at San Francisco& L, 54-70
 D. 19 vs. Houston\$ (16/15) L, 85-99
 D. 20 vs. Jackson State\$ W, 76-68
 J. 4 at Murray State* L, 69-72
 J. 6 at Chattanooga W, 71-67
 J. 11 SOUTHEAST MISSOURI* W, 81-57
 J. 13 AUSTIN PEAY* W, 107-60
 J. 16 at UT-Martin W, 90-69
 J. 18 at Tennessee State* W, 94-68
 J. 20 at Tennessee Tech* L, 80-86
 J. 22 ORAL ROBERTS W, 83-76
 J. 25 MOREHEAD STATE* W, 83-69
 J. 27 EASTERN KENTUCKY* W, 69-59
 J. 30 at Vanderbilt (11/11) L, 61-90

F. 1 MURRAY STATE* W, 88-80
 F. 3 UT-MARTIN W, 110-66
 F. 8 at Eastern Kentucky* L, 75-82
 F. 10 at Morehead State* W, 81-76 (OT)
 F. 15 TENNESSEE TECH* L, 92-93 (OT)
 F. 17 TENNESSEE STATE* W, 99-69
 F. 22 at Austin Peay* W, 68-57
 F. 24 at Southeast Missouri* W, 82-67
 M. 9 vs. Eastern Kentucky# L, 67-72
 * – Ohio Valley Game
 + – Garden Plaza Classic, Murfreesboro, Tenn.
 & – USF Classic, San Francisco, Calif.
 \$ – Shoney's Classic, Tuscaloosa, Ala.
 # – Ohio Valley Championships, Cookeville, Tenn.

1992-93
Coach: Lewis Bivens
Record: 21-7/13-3 Ohio Valley

D. 1 at Memphis W, 83-70
 D. 6 at Georgia (18/15) L, 65-80
 D. 9 at Chattanooga* W, 79-73
 D. 11 TROY+ W, 88-65
 D. 12 LOUISVILLE+ L, 70-71
 D. 16 CHATTANOOGA W, 84-72
 D. 28 vs. Yale& W, 66-50
 D. 29 at Wagner& W, 73-53
 J. 9 MOREHEAD STATE* W, 79-49
 J. 11 EASTERN KENTUCKY* W, 76-62
 J. 13 TENNESSEE STATE* L, 72-78
 J. 15 WESTERN KENTUCKY L, 77-97
 J. 18 at UT-Martin* W, 76-54
 J. 23 at Tennessee Tech* L, 72-91
 J. 27 AUSTIN PEAY* W, 91-70
 J. 30 at Southeast Missouri* W, 65-58
 F. 1 at Murray State* W, 96-63
 F. 8 UT-MARTIN* W, 81-73
 F. 11 at Tennessee State* W, 105-103 (20T)
 F. 15 TENNESSEE TECH* W, 77-71
 F. 20 at Morehead State* L, 73-85
 F. 22 at Eastern Kentucky* W, 80-66
 F. 25 at Austin Peay* W, 100-71
 F. 27 SOUTHEAST MISSOURI* W, 75-65
 M. 1 MURRAY STATE* W, 79-56
 M. 2 SOUTHERN INDIANA W, 89-77
 M. 8 vs. Eastern Kentucky# W, 87-74
 M. 9 at Tennessee Tech# L, 73-80
 * – Ohio Valley Game
 + – Garden Plaza Classic, Murfreesboro, Tenn.
 & – Wagner Holiday Tournament, New York, N.Y.
 # – Ohio Valley Tournament, Cookeville, Tenn.

1993-94
Coach: Lewis Bivens
Record: 21-7/11-5 Ohio Valley

N. 28 FLORIDA STATE W, 66-43
 D. 1 CHATTANOOGA W, 89-52
 D. 3 vs. Oregon+ W, 79-74
 D. 4 at UT-Arlington+ W, 87-66
 D. 10 ORAL ROBERTS& W, 81-55
 D. 11 SOUTHERN INDIANA& W, 94-72
 D. 21 at Chattanooga L, 56-63
 D. 30 at UMKC W, 73-68
 J. 3 at UT-Martin* W, 83-65
 J. 5 MEMPHIS^ W, 74-72
 J. 12 AUSTIN PEAY* W, 82-62
 J. 15 at Murray State* W, 80-69
 J. 17 at Southeast Missouri* W, 70-67
 J. 19 TENNESSEE STATE* L, 59-68
 J. 22 at Eastern Kentucky* W, 72-66
 J. 24 at Morehead State* W, 88-71
 J. 29 TENNESSEE TECH* W, 74-70
 J. 31 UT-MARTIN* W, 84-60
 F. 5 at Tennessee State* L, 80-86
 F. 9 MURRAY STATE* L, 76-79
 F. 14 SOUTHEAST MISSOURI* L, 64-68
 F. 17 at Tennessee Tech* L, 74-83
 F. 19 at Troy W, 71-59
 F. 23 at Austin Peay* W, 67-62
 F. 26 MOREHEAD STATE* W, 83-60
 F. 28 EASTERN KENTUCKY* W, 89-71
 M. 5 vs. Southeast Missouri# W, 71-70
 M. 6 vs. Tennessee State# L, 66-88
 * – Ohio Valley Game; + – UTA/Marriott Classic, Arlington, Texas
 & – Garden Plaza Classic, Murfreesboro, Tenn.
 ^ – Played in Alumni Gym
 # – Ohio Valley Championships, Nashville, Tenn.

1994-95 (OHIO VALLEY Co-CHAMPS)
Coach: Lewis Bivens

Record: 19-9/12-4 Ohio Valley
 N. 27 GEORGIA+ (18/21) L, 71-95
 D. 3 at Jackson State L, 78-85
 D. 9 BELMONT W, 82-72
 D. 10 JACKSON STATE W, 75-73
 D. 20 at Alabama (5/7) L, 70-99
 D. 29 vs. Mississippi& (16/18) L, 56-103
 D. 30 vs. Fairleigh Dickinson& W, 108-71
 D. 31 vs. Appalachian State& W, 73-65
 J. 5 UT-MARTIN*^ W, 105-96
 J. 7 CHATTANOOGA^ W, 84-51
 J. 12 at Austin Peay* W, 81-71
 J. 14 MURRAY STATE* W, 105-60
 J. 16 SOUTHEAST MISSOURI* W, 73-64
 J. 18 at Tennessee State* L, 56-68
 J. 21 EASTERN KENTUCKY* W, 91-61
 J. 23 MOREHEAD STATE* W, 84-70
 J. 28 TENNESSEE TECH* L, 48-69
 J. 30 at UT-Martin* W, 95-89
 F. 6 at Chattanooga W, 94-74
 F. 9 at Tennessee Tech* W, 66-63
 F. 11 at Southeast Missouri* W, 78-67
 F. 13 at Murray State* W, 77-74
 F. 18 TENNESSEE STATE* L, 70-76
 F. 20 AUSTIN PEAY* W, 87-64
 F. 25 at Morehead State* W, 95-68
 F. 26 at Eastern Kentucky* L, 72-83
 M. 4 vs. Austin Peay# W, 73-56
 M. 5 vs. Tennessee State# L, 71-83
 * – Ohio Valley Game
 + – Sports Belle Classic, Murfreesboro, Tenn.
 & – Sun Bank/UCF Holiday Classic, Orlando, Fla.
 ^ – Game played in Alumni Gym
 # – Ohio Valley Tournament, Nashville, Tenn.

1995-96 (OHIO VALLEY Co-CHAMPS)
Coach: Lewis Bivens

Record: 24-6/13-3 Ohio Valley
 N. 24 MISSISSIPPI+ (20/23) W, 88-86
 N. 26 SOUTHERN ILLINOIS W, 66-48
 D. 2 vs. Houston& W, 76-69
 D. 3 vs. Radford& W, 84-73
 D. 8 BELMONT\$ W, 63-44
 D. 9 ALABAMA\$ (20/19) L, 53-68
 D. 15 vs. Georgia Southern^ W, 101-90
 D. 16 at Georgia State^ W, 80-64
 D. 31 at ETSU W, 79-68
 J. 2 CHATTANOOGA W, 87-60
 J. 6 AUSTIN PEAY* W, 72-56
 J. 11 at Tennessee Tech* W, 88-57
 J. 13 SOUTHEAST MISSOURI* W, 78-64
 J. 16 TENNESSEE STATE* W, 70-52
 J. 20 at Morehead State* W, 108-74
 J. 21 at Eastern Kentucky* W, 74-55
 J. 27 UT-MARTIN* W, 96-78
 J. 29 MURRAY STATE* W, 68-51
 F. 3 at Austin Peay* L, 67-81
 F. 10 at Tennessee State* W, 73-60
 F. 12 at Southeast Missouri* L, 81-82
 F. 15 TENNESSEE TECH* W, 75-64
 F. 17 EASTERN KENTUCKY* W, 80-67
 F. 19 MOREHEAD STATE* W, 108-75
 F. 24 at Murray State* L, 67-74
 F. 26 at UT-Martin* W, 76-70
 M. 2 vs. Morehead State# W, 99-73
 M. 3 vs. Murray State# W, 70-63
 M. 4 vs. Austin Peay# L, 60-69
 M. 16 at Kansas! (20/22) L, 57-72
 * – Ohio Valley Game
 + – Sports Belle Classic, Murfreesboro, Tenn.
 & – Pepperdine Tournament, Malibu, Calif.
 \$ – Garden Plaza Classic, Murfreesboro, Tenn.
 ^ – Georgia State Tournament, Atlanta, Ga.
 # – Ohio Valley Championships, Nashville, Tenn.
 ! – NCAA East Regional, Lawrence, Kan.

1996-97
Coach: Lewis Bivens
Record: 10-20/7-11 Ohio Valley

N. 22 at Mississippi L, 60-94
 N. 25 MEMPHIS L, 65-77
 D. 1 GEORGIA (2/2) L, 70-89
 D. 7 at Chattanooga W, 56-51
 D. 15 at Southern Illinois L, 72-91



D. 17 MURRAY STATE* W, 84-68
 D. 20 vs. Missouri+ L, 55-61
 D. 21 vs. West Virginia+ L, 60-77
 D. 23 at Hawa'i+ L, 63-82
 J. 2 ETSU W, 92-81
 J. 4 at Eastern Kentucky* L, 73-91
 J. 6 at Morehead State* W, 84-58
 J. 8 TENNESSEE STATE* W, 64-61
 J. 11 TENNESSEE TECH* L, 61-71
 J. 15 at Furman L, 86-95 (30T)
 J. 18 SOUTHEAST MISSOURI* L, 73-74 (OT)
 J. 19 EASTERN ILLINOIS* L, 59-69
 J. 23 at Austin Peay* L, 66-70 (OT)
 J. 25 at Murray State* L, 61-72
 J. 27 at UT-Martin* W, 76-36
 F. 1 MOREHEAD STATE* L, 78-81
 F. 2 EASTERN KENTUCKY* L, 61-70
 F. 5 AUSTIN PEAY* L, 62-66
 F. 8 at Tennessee Tech* W, 71-65
 F. 13 at Tennessee State* L, 79-82
 F. 15 at Eastern Illinois* L, 75-85
 F. 17 at Southeast Missouri* W, 78-63
 F. 22 UT-MARTIN* W, 68-50
 F. 25 vs. Austin Peay# W, 60-59
 F. 28 vs. Tennessee Tech# L, 56-59
 * – Ohio Valley Game
 + – Paradise Classic, Honolulu, Hawai'i
 # – Ohio Valley Tournament, Nashville, Tenn.

1997-98 (OHIO VALLEY CHAMPIONS)

Coach: Stephany Smith

Record: 18-12/11-7 Ohio Valley

N. 15 MISSISSIPPI L, 60-61
 N. 20 vs. Belmont! W, 65-60
 N. 22 at Cincinnati L, 61-81
 N. 29 MONTEVALLO W, 87-67
 D. 5 vs. Xavier& L, 62-78
 D. 6 at UNLV& W, 85-82 (OT)
 D. 14 at Memphis L, 75-102
 D. 29 UAB W, 65-41
 J. 3 MURRAY STATE* W, 67-56
 J. 5 UT-MARTIN* L, 32-57
 J. 7 at Tennessee Tech* W, 59-56
 J. 10 at Southeast Missouri* W, 89-71
 J. 12 at Eastern Illinois* L, 53-66
 J. 14 TENNESSEE TECH* L, 55-74
 J. 17 TENNESSEE STATE* W, 76-74
 J. 19 AUSTIN PEAY* W, 66-43
 J. 24 at Morehead State* W, 99-77
 J. 26 at Eastern Kentucky* L, 79-80 (OT)
 J. 31 at UT-Martin* L, 71-83
 F. 2 at Murray State* W, 62-49
 F. 7 SOUTHEAST MISSOURI* W, 95-67
 F. 9 EASTERN ILLINOIS* W, 79-75
 F. 14 at Tennessee State* W, 80-78
 F. 16 at Austin Peay* L, 65-80
 F. 19 EASTERN KENTUCKY* L, 61-63
 F. 21 MOREHEAD STATE* W, 91-54
 F. 24 vs. Eastern Illinois# W, 73-60
 F. 28 vs. Eastern Kentucky# W, 72-62
 M. 1 vs. UT-Martin# W, 59-58
 M. 14 at Duke& (8/9) L, 67-92
 * – Ohio Valley Game
 ! – Nashville Arena
 & – Las Vegas Club Shootout, Las Vegas, Nev.
 # – Ohio Valley Championships, Nashville, Tenn.
 & – NCAA West Regional, Durham, N.C.

1998-99 (OHIO VALLEY CHAMPIONS)

Coach: Stephany Smith

Record: 18-10/14-4 Ohio Valley

N. 14 ERSKINE W, 88-46
 N. 19 at UAB W, 73-63
 N. 22 FURMAN W, 81-75
 N. 29 at Western Kentucky L, 62-83
 D. 5 TENNESSEE TECH* W, 74-63
 D. 12 at UNC Asheville W, 77-63
 D. 16 AUBURN L, 53-73
 D. 28 vs. Maine^ L, 78-92
 D. 29 vs. Furman^ L, 66-83
 J. 2 at UT-Martin* L, 70-90
 J. 4 at Murray State* W, 72-68
 J. 7 SOUTHEAST MISSOURI* W, 82-75
 J. 9 EASTERN ILLINOIS* W, 99-63
 J. 12 at Tennessee Tech* L, 63-85
 J. 14 at Tennessee State* W, 89-50

J. 16 at Austin Peay* W, 70-59
 J. 21 MOREHEAD STATE* W, 99-72
 J. 23 EASTERN KENTUCKY* W, 94-68
 J. 28 UT-MARTIN* W, 88-71
 J. 30 MURRAY STATE* W, 58-48
 F. 4 at Southeast Missouri* L, 73-76
 F. 6 at Eastern Illinois* L, 77-81
 F. 11 TENNESSEE STATE* W, 81-79
 F. 13 AUSTIN PEAY* W, 69-43
 F. 18 at Morehead State* W, 91-66
 F. 20 at Eastern Kentucky* W, 81-71
 F. 23 TENNESSEE STATE# L, 79-82
 M. 11 at Memphis& L, 61-71
 * – Ohio Valley Game
 ^ – Doubletree Classic, New Orleans, La.
 # – Ohio Valley Championships, Murfreesboro, Tenn.
 & – Women's NIT, Memphis, Tenn.

1999-2000

Coach: Stephany Smith

Record: 18-11/11-5 Ohio Valley

N. 19 UAB L, 67-70 (OT)
 N. 23 at Auburn (11/12) L, 51-93
 N. 27 MONTEVALLO W, 85-50
 D. 2 EASTERN ILLINOIS W, 63-48
 D. 4 SOUTHEAST MISSOURI W, 85-81
 D. 10 vs. Indiana\$ L, 68-81
 D. 12 vs. Texas Southern\$ W, 76-55
 D. 16 at Mississippi L, 44-76
 D. 21 UNC ASHEVILLE W, 74-61
 D. 29 at Cincinnati L, 54-63
 J. 6 at Eastern Kentucky* L, 70-90
 J. 8 at Morehead State* W, 96-59
 J. 15 at Tennessee Tech* L, 60-77
 J. 18 at Eastern Illinois* W, 73-64
 J. 20 AUSTIN PEAY* L, 68-74
 J. 22 TENNESSEE STATE* W, 84-66
 J. 27 at Murray State* L, 57-76
 J. 29 at UT-Martin* L, 70-73
 F. 3 EASTERN KENTUCKY* W, 82-74
 F. 5 MOREHEAD STATE* W, 80-74
 F. 8 at Southeast Missouri* W, 67-58
 F. 12 TENNESSEE TECH* W, 90-82
 F. 17 at Austin Peay* W, 84-63
 F. 19 at Tennessee State* W, 62-38
 F. 22 at Belmont W, 74-67
 F. 24 MURRAY STATE* W, 76-63
 F. 26 UT-Martin* W, 78-77
 F. 29 SOUTHEAST MISSOURI& W, 76-57
 M. 4 vs. Austin Peay# L, 58-67
 * – Ohio Valley Game
 \$ – Insight.com Bowl Basketball Classic, Tucson, Ariz.
 & – Ohio Valley Championships, Murfreesboro, Tenn.
 # – Ohio Valley Championships, Nashville, Tenn.

2000-01

Coach: Stephany Smith

Record: 17-13/9-7 Sun Belt

N. 17 TENNESSEE STATE W, 90-68
 N. 21 BELMONT W, 74-62
 N. 28 at UAB L, 71-76
 D. 3 AUSTIN PEAY W, 91-62
 D. 6 at Mississippi L, 53-72
 D. 10 at Tennessee Tech W, 87-74
 D. 15 vs. Xavier\$ (19/17) L, 89-92
 D. 17 LIPSCOMB W, 75-52
 D. 21 vs. UNC Greensboro& W, 69-66
 D. 22 at UCF& W, 71-69
 D. 30 at Houston L, 72-77
 J. 4 at Arkansas State* L, 63-85
 J. 6 at North Texas* L, 72-85
 J. 8 UALR* W, 93-80
 J. 11 at FIU* L, 63-74
 J. 13 SOUTH ALABAMA* L, 71-79
 J. 18 at Denver* L, 57-59
 J. 20 at UALR* W, 77-61
 J. 25 LOUISIANA TECH* (8/8) L, 57-80
 J. 27 NEW ORLEANS* W, 82-51
 F. 1 at Western Kentucky* W, 85-83
 F. 3 FIU* W, 78-63
 F. 10 ARKANSAS STATE* W, 79-67
 F. 15 at Louisiana Tech* (8/8) L, 64-83
 F. 17 LOUISIANA* W, 77-52
 F. 22 at New Mexico State* W, 77-70
 F. 24 WESTERN KENTUCKY* W, 75-70
 M. 1 vs. Louisiana# W, 78-59

M. 3 vs. North Texas# L, 54-72
 M. 14 at Indiana! L, 63-66
 * – Sun Belt Game
 \$ – Played at Gaylord Entertainment Center, Nashville, Tenn.
 & – UCF Classic, Orlando, Fla.
 # – Sun Belt Championships, Mobile, Ala.
 ! – Women's NIT, Bloomington, Ind.

2001-02

Coach: Stephany Smith

Record: 16-13/7-7 Sun Belt

N. 16 at Tennessee State W, 77-57
 N. 20 at Georgia (16/14) L, 72-77 (OT)
 N. 24 CINCINNATI L, 63-65
 N. 27 at Austin Peay W, 78-69
 D. 1 MISSISSIPPI W, 74-64
 D. 5 UT-MARTIN W, 73-55
 D. 9 TENNESSEE TECH L, 64-68 (OT)
 D. 14 at Lipscomb W, 75-63
 D. 17 KANSAS STATE L, 53-54 (OT)
 D. 20 HOUSTON L, 63-75
 D. 23 at Xavier W, 68-60
 D. 29 NEW ORLEANS* W, 77-54
 J. 2 at Memphis W, 82-80 (OT)
 J. 5 FIU* L, 72-82
 J. 10 at New Mexico State* L, 67-88
 J. 12 at Louisiana* W, 75-63
 J. 17 WESTERN KENTUCKY* L, 66-71
 J. 19 NORTH TEXAS* L, 72-74
 J. 24 at Arkansas State* W, 80-68
 J. 26 at UALR* W, 79-60
 J. 29 MORRIS BROWN W, 90-39
 F. 2 at FIU* L, 55-71
 F. 7 ARKANSAS STATE* W, 79-64
 F. 9 UALR* W, 81-63
 F. 14 SOUTH ALABAMA* W, 71-66
 F. 16 at Denver* L, 66-75
 F. 22 at Western Kentucky* L, 62-66
 M. 1 vs. Louisiana# W, 90-59
 M. 3 vs. Denver# L, 63-78
 * – Sun Belt Game
 # – Sun Belt Championships, New Orleans, La.

2002-03

Coach: Stephany Smith

Record: 18-12/9-5 Sun Belt

N. 25 at Tennessee Tech W, 71-59
 N. 30 at Cincinnati L, 59-79
 D. 2 ETSU W, 95-70
 D. 6 at Kansas State% (7/7) L, 61-79
 D. 7 vs. Milwaukee% L, 60-62
 D. 14 at South Carolina State W, 70-57
 D. 16 at South Carolina (18/19) L, 50-65
 D. 19 MEMPHIS W, 89-83
 D. 22 LIPSCOMB W, 61-56
 D. 28 TENNESSEE STATE W, 83-62
 D. 30 GEORGIA L, 43-79
 J. 4 WESTERN KENTUCKY* W, 74-62
 J. 6 AUSTIN PEAY L, 68-78
 J. 9 ARKANSAS STATE* W, 80-63
 J. 11 UALR* W, 68-29
 J. 16 at South Alabama* L, 58-72
 J. 18 at New Orleans* L, 59-65
 J. 23 NEW MEXICO STATE* L, 63-73
 J. 25 LOUISIANA* W, 61-41
 J. 28 at Southern Illinois W, 87-63
 F. 1 at FIU* L, 63-65
 F. 6 at North Texas* W, 70-56
 F. 8 DENVER* W, 67-65
 F. 13 at Arkansas State* W, 71-63
 F. 15 at UALR* W, 69-52
 F. 22 FIU* W, 61-57
 M. 1 at Western Kentucky* L, 73-84
 M. 9 vs. New Orleans# W, 69-55
 M. 10 vs. Arkansas State# W, 65-52
 M. 11 at Western Kentucky# L, 83-86
 * – Sun Belt Game
 % – Wildcat Classic, Manhattan, Kan.
 # – Sun Belt Championships, Bowling Green, Ky



Year-by-Year Results

2003-04

Coach: Stephany Smith (SUN BELT CHAMPIONS)

Record: 24-8/10-4 Sun Belt

N. 21	TENNESSEE TECH	W, 65-52
N. 24	SOUTHERN ILLINOIS	W, 76-62
N. 28	vs. Manhattan%	L, 65-70
N. 29	vs. Norfolk State%	W, 80-58
D. 3	at Xavier	W, 67-65
D. 13	at Georgia (10/9)	L, 50-65
D. 15	at Tennessee State	W, 82-63
D. 17	CHICAGO STATE	W, 78-55
D. 20	at Austin Peay	W, 61-46
D. 22	SOUTH CAROLINA STATE	W, 76-54
D. 30	at Lipscomb	W, 68-47
J. 5	HOUSTON	L, 63-67
J. 8	ALABAMA	W, 65-61 (OT)
J. 15	at Arkansas State*	L, 62-69
J. 17	at UALR*	L, 54-68
J. 22	SOUTH ALABAMA*	W, 56-55
J. 24	NEW ORLEANS*	W, 67-47
J. 29	at New Mexico State*	W, 52-51
J. 31	at Louisiana*	W, 72-57
F. 5	WESTERN KENTUCKY*	L, 68-70 (2OT)
F. 7	FIU*	W, 73-47
F. 12	NORTH TEXAS*	W, 64-55
F. 15	at Denver*	W, 68-56
F. 19	ARKANSAS STATE*	W, 70-47
F. 21	UALR*	W, 71-54
F. 26	at Western Kentucky*	L, 71-79
M. 1	at FIU*	W, 63-48
M. 7	vs. North Texas#	W, 81-66
M. 8	vs. Denver#	W, 64-61
M. 9	at Western Kentucky#	W, 79-57
M. 21	vs. North Carolina^ (12/11)	W, 67-62
M. 23	at Notre Dame^	L, 46-59

* - Sun Belt Game

% - FAU Classic, Boca Raton, Fla.

- Sun Belt Championships, Bowling Green, Ky

^ - NCAA East Regional, South Bend, Ind.

2004-05

Coach: Stephany Smith (SUN BELT CHAMPIONS)

Record: 24-9/11-3 Sun Belt

N. 12	USF%	L, 62-70
N. 19	FLORIDA ATLANTIC	W, 85-63
N. 22	at Alabama	L, 66-80
N. 27	vs. Wisconsin!	W, 77-74
N. 28	at Houston!	L, 56-80
D. 2	at Georgia State	W, 64-49
D. 4	at Georgia Southern	W, 66-54
D. 9	at Tennessee Tech	L, 50-52
D. 18	SOUTH CAROLINA	W, 69-56
D. 21	AUSTIN PEAY	W, 57-55
D. 29	CINCINNATI	W, 64-47
J. 3	SOUTH DAKOTA STATE	L, 56-58
J. 6	XAVIER	W, 64-58
J. 13	UALR*	W, 71-49
J. 15	ARKANSAS STATE*	W, 65-55
J. 20	at New Orleans*	W, 59-51
J. 22	at South Alabama*	W, 63-46
J. 27	LOUISIANA*	W, 53-45
J. 29	NEW MEXICO STATE*	W, 65-41
F. 3	at Western Kentucky*	L, 67-71 (OT)
F. 7	at FIU*	L, 55-66
F. 10	DENVER*	W, 71-45
F. 12	at North Texas*	W, 64-49
F. 17	at UALR*	W, 62-54
F. 19	at Arkansas State*	L, 69-72
F. 24	WESTERN KENTUCKY*	W, 79-55
F. 26	FIU*	W, 67-58
M. 4	vs. New Orleans#	W, 73-30
M. 6	at North Texas#	W, 59-58 (OT)
M. 7	vs. Western Kentucky#	W, 65-61
M. 8	vs. Louisiana#	W, 67-52
M. 19	vs. North Carolina State^ (21/22)	W, 60-58
M. 21	vs. Texas Tech^ (14/14)	L, 69-80

* - Sun Belt Game

% - Preseason WNIT

! - Houston Classic, Houston, Texas

- Sun Belt Championships, Denton, Texas

^ - NCAA Philadelphia Regional, Dallas, Texas

2005-06

Coach: Rick Insell (SUN BELT CHAMPIONS)

Record: 20-11/10-4 Sun Belt

N. 18	at Chattanooga	L, 66-76
N. 22	HOUSTON	W, 62-35
N. 25	GEORGIA SOUTHERN	W, 80-58
N. 26	EASTERN KENTUCKY	W, 77-66
N. 30	GEORGIA (17/17)	L, 72-90
D. 2	at South Dakota State	W, 79-72
D. 4	at North Dakota State	L, 58-65
D. 8	GEORGIA STATE	W, 69-51
D. 18	vs. Penn State!	W, 79-65
D. 19	at UAB!	L, 69-71
D. 21	TENNESSEE TECH	W, 74-46
D. 28	at Austin Peay	L, 69-71
J. 2	at Virginia	L, 63-79
J. 8	WESTERN KENTUCKY*	W, 68-63
J. 12	at Arkansas State*	W, 66-65
J. 14	at UALR*	L, 53-58
J. 19	at South Alabama*	W, 59-58
J. 21	TROY*	W, 91-60
J. 26	LOUISIANA*	W, 69-68
J. 28	at New Orleans*	W, 90-41
F. 2	FIU*	W, 70-65
F. 8	at North Texas*	L, 64-69
F. 11	DENVER*	W, 77-56
F. 16	ARKANSAS STATE*	W, 95-59
F. 18	UALR*	W, 65-58
F. 25	at Western Kentucky*	L, 63-70
F. 27	at FIU*	L, 57-73
M. 4	LOUISIANA#	W, 84-58
M. 6	ARKANSAS STATE#	W, 90-64
M. 7	WESTERN KENTUCKY#	W, 84-73
M. 18	vs. Utah^ (18/19)	L, 71-76

* - Sun Belt Game; ! - UAB Tourney, Birmingham, Ala.

- Sun Belt Championships, Murfreesboro, Tenn.

^ - NCAA Albuquerque Regional, Tucson, Ariz.

2006-07 (SUN BELT CHAMPIONS)

Coach: Rick Insell

Record: 30-4/18-0 Sun Belt

N. 10	MARYLAND (1/1)	L, 76-80
N. 13	SOUTH DAKOTA STATE	L, 61-72
N. 18	vs. Maine%	W, 87-60
N. 19	at Minnesota%	W, 79-61
N. 24	CHATTANOOGA	W, 98-69
N. 26	at Tennessee (4/4)	L, 64-88
N. 29	at Tennessee Tech	W, 68-50
D. 4	AUSTIN PEAY	W, 80-49
D. 7	at Georgia (8/8)	W, 70-62
D. 14	at South Alabama*	W, 93-58
D. 17	ULM*	W, 103-59
D. 19	OLD DOMINION	W, 86-71
D. 27	WESTERN KENTUCKY*	W, 76-62
J. 2	nr/25 NORTH DAKOTA STATE	W, 93-63
J. 6	nr/25 TROY*	W, 90-55
J. 9	21/21 at FIU*	W, 86-52
J. 11	21/21 at Florida Atlantic*	W, 78-48
J. 13	21/21 at New Orleans*	W, 78-50
J. 18	20/20 ARKANSAS STATE*	W, 82-54
J. 20	20/20 at UALR*	W, 75-62
J. 24	19/19 at North Texas*	W, 70-56
J. 28	19/19 LOUISIANA*	W, 84-57
J. 31	20/19 DENVER*	W, 82-58
F. 3	20/19 SOUTH ALABAMA*	W, 86-58
F. 7	19/18 at ULM*	W, 83-70
F. 11	19/18 at Western Kentucky*	W, 78-63
F. 15	17/18 FIU*	W, 66-59
F. 22	17/17 at Troy*	W, 68-60
F. 24	17/17 FLORIDA ATLANTIC*	W, 76-63
M. 3	17/17 vs. South Alabama#	W, 79-52
M. 5	16/17 vs. Denver#	W, 76-50
M. 6	16/17 at Louisiana#	W, 77-67
M. 17	17/16 vs. Gonzaga\$	W, 85-46
M. 19	17/16 vs. Marist\$	L, 59-73

* - Sun Belt Game; % - Subway Classic, Minneapolis, Minn.

- Sun Belt Championships, Lafayette, La.

\$ - NCAA Dayton Regional, Stanford, Calif.

2007-08

Coach: Rick Insell

Record: 22-12/14-4 Sun Belt

N. 10	at Old Dominion	L, 76-68
N. 14	TENNESSEE TECH	W, 89-62
N. 19	at Houston	W, 69-68
N. 25	at Arizona	W, 70-60

N. 28	at Chattanooga	L, 57-54
D. 2	WESTERN CAROLINA	L, 77-71
D. 5	at Maryland (3/6)	L, 74-69
D. 13	at Tennessee (1/1)	L, 84-61
D. 15	at Austin Peay	W, 95-60
D. 19	FIU*	W, 77-64
D. 22	at South Alabama*	W, 80-46
D. 28	LSU (8/8)	W, 67-56
D. 30	at Louisville	L, 76-64
J. 3	at Western Kentucky*	L, 85-81
J. 6	DENVER*	W, 93-55
J. 10	FLORIDA ATLANTIC*	W, 79-63
J. 14	at Arkansas State*	L, 70-68
J. 17	at Troy*	W, 87-53
J. 20	NEW ORLEANS*	W, 80-61
J. 24	at ULM*	W, 64-61
J. 26	NORTH TEXAS*	W, 89-50
J. 30	at Louisiana*	W, 85-66
F. 6	UALR*	L, 66-53
F. 9	at FIU*	L, 74-62
F. 14	SOUTH ALABAMA*	W, 66-46
F. 17	WESTERN KENTUCKY*	W, 68-60
F. 21	at Denver*	W, 81-77
F. 23	at Florida Atlantic*	W, 89-84 (OT)
M. 1	TROY*	W, 61-50
M. 8	vs. Troy#	W, 74-51
M. 10	vs. UALR#	W, 57-45
M. 11	vs. Western Kentucky#	L, 65-49
M. 19	WESTERN CAROLINA\$	W, 104-69
M. 21	at Kentucky%	L, 68-66 (OT)

* - Sun Belt Game; # - Sun Belt Championships, Mobile, Ala.

\$ - 1st Round WNIT, Murfreesboro; % - 2nd Round WNIT, Lexington, Ky.

2008-09 (SUN BELT CHAMPIONS)

Coach: Rick Insell

Record: 28-6/17-1 Sun Belt

N. 15	LAFAYETTE^	W, 85-47
N. 19	at Oklahoma^ (2/4)	L, 65-85
N. 22	INDIANA^	W, 65-59
N. 25	CHATTANOOGA	W, 73-65
N. 28	ARIZONA	W, 77-57
N. 30	at LSU	W, 79-75
D. 4	RV/RV LOUISVILLE (13/15)	L, 44-67
D. 7	RV/RV at Western Carolina	L, 59-68
D. 11	at Tennessee (7/10)	L, 52-81
D. 14	ALABAMA	W, 77-67
D. 16	AUSTIN PEAY	W, 62-53
D. 20	TROY*	W, 82-46
D. 28	at Tennessee Tech	W, 101-66
D. 31	at North Texas*	W, 72-52
J. 4	at South Alabama*	W, 80-57
J. 7	RV/RV FLORIDA ATLANTIC*	W, 90-64
J. 11	RV/RV FIU*	W, 68-35
J. 14	RV/RV at Western Kentucky*	W, 68-56
J. 17	RV/RV at UALR* (nr/RV)	W, 67-62 (OT)
J. 21	RV/RV ARKANSAS STATE*	W, 91-51
J. 24	RV/RV at New Orleans*	W, 87-53
J. 28	RV/RV LOUISIANA*	W, 85-57
J. 31	RV/RV ULM*	W, 91-75
F. 4	RV/RV at Denver*	W, 77-49
F. 11	RV/RV at Troy*	W, 75-60
F. 15	RV/RV NORTH TEXAS*	W, 113-58
F. 18	RV/25 SOUTH ALABAMA*	W, 90-64
F. 21	RV/25 at Florida Atlantic*	L, 73-70
F. 25	RV/RV at FIU*	W, 74-54
M. 1	RV/RV WESTERN KENTUCKY*	W, 87-61
M. 7	RV/RV vs. New Orleans#	W, 82-47
M. 9	RV/RV vs. South Alabama#	W, 77-71
M. 10	RV/RV vs. UALR#	W, 74-54
M. 22	RV/25 at Michigan State+	L, 59-60

^ - Preseason WNIT

* - Sun Belt Game; # - Sun Belt Championships, Hot Springs, Ark.

+ - NCAA Berkeley Regional, East Lansing, Mich.

Rankings

Middle Tennessee rankings listed between the date and opponent (AP/USA Today). Opponent rankings listed after the opponent name and before the score (AP/USA Today). Associated Press rankings began with the 1976-77 season and USA Today rankings began with the 1984-85 season.



2009-10 (SUN BELT CHAMPIONS)

Coach: Rick Insell

Record: 25-6/17-1 Sun Belt

N. 15	24/RV	UCF	W, 78-53
N. 18	24/RV	at LSU (7/15)	L, 40-61
N. 21	24/RV	at Austin Peay	W, 84-73
N. 25		TENNESSEE (6/5)	L, 52-69
N. 28		TENNESSEE TECH	W, 76-39
D. 3		at Xavier (9/10)	L, 63-80
D. 9		at Louisville (RV/RV)	W, 94-84
D. 13		at South Dakota State	L, 61-87
D. 20		WESTERN KENTUCKY*	W, 68-54
D. 28		KENTUCKY (RV/RV)	W, 57-51
D. 30		at New Orleans*	W, 102-57
J. 3		LOUISIANA*	W, 83-54
J. 6		at Arkansas State*	W, 75-65
J. 9		at UALR*	L, 43-63
J. 13		FIU*	W, 90-58
J. 16		FLORIDA ATLANTIC*	W, 92-76
J. 20		at ULM*	W, 74-55
J. 24		at Western Kentucky*	W, 88-63
J. 27		NEW ORLEANS*	W, 78-60
J. 30		NORTH TEXAS*	W, 119-51
F. 3		TROY*	W, 84-51
F. 6		at South Alabama*	W, 100-52
F. 10		DENVER*	W, 94-78
F. 17		at Troy*	W, 106-82
F. 21		SOUTH ALABAMA*	W, 100-78
F. 24		at FIU*	W, 101-58
F. 27		at Florida Atlantic*	W, 88-71
M. 7		vs. North Texas#	W, 106-66
M. 8		vs. Western Kentucky#	W, 76-63
M. 9	RV/25	vs. UALR# (RV/RV)	W, 70-68 (OT)
M. 21	RV/24	vs. Mississippi State+	L, 64-68

* - Sun Belt Game

- Sun Belt Championships, Hot Springs, Ark.

+ - NCAA Dayton Regional, Pittsburgh, Pa.

2010-11 (SUN BELT CHAMPIONS)

Coach: Rick Insell

Record: 23-8/14-2 Sun Belt

N. 14		USF	W, 71-59
N. 16		at Austin Peay	W, 74-60
N. 21	nr/RV	at Arkansas	L, 50-77
N. 26		ETSU	W, 87-71
N. 28		SOUTH DAKOTA STATE	W, 70-51
D. 1	nr/RV	at Tennessee Tech	W, 71-58
D. 3	nr/RV	at Georgia Tech	L, 48-68
D. 7	nr/RV	at UCF	W, 77-73
D. 9		XAVIER (4/5)	L, 52-65
D. 12		JAMES MADISON	W, 81-75
D. 20		vs. St. Bonaventure^	W, 58-53
D. 21		vs. Kansas State^ (RV/nr)	W, 63-49
D. 29	nr/RV	at Kentucky (11/11)	L, 72-81
J. 2	nr/RV	at South Alabama*	W, 67-59
J. 5		NORTH TEXAS*	W, 83-63
J. 8		at Louisiana*	W, 84-62
J. 12		FLORIDA ATLANTIC*	W, 83-52
J. 16		at Arkansas State*	W, 57-52
J. 19		TROY*	W, 103-52
J. 23		DENVER*	W, 71-68
J. 26	nr/RV	at Florida Atlantic*	W, 85-53
J. 29	nr/RV	at FIU*	L, 59-62
F. 2	nr/RV	ULM*	W, 87-58
F. 5	nr/RV	SOUTH ALABAMA*	W, 71-48
F. 9	nr/RV	at Western Kentucky*	W, 72-66
F. 12	nr/RV	FIU*	W, 66-52
F. 17	nr/RV	at Troy*	W, 80-61
F. 20	nr/RV	at UALR* (nr/RV)	L, 61-69
F. 27	nr/RV	WESTERN KENTUCKY*	W, 64-56
M. 6	nr/RV	vs. Arkansas State#	L, 62-77
M. 20	nr/RV	vs. Georgia+ (RV/nr)	L, 41-56

^ - UTSA Holiday Classic, San Antonio, Texas

* - Sun Belt Game;

- Sun Belt Championships, Hot Springs, Ark.

+ - NCAA Dallas Regional, Auburn, Ala.

2011-12 (SUN BELT CHAMPIONS)

Coach: Rick Insell

Record: 26-7/16-0 Sun Belt

N. 11	nr/RV	vs. UNC Wilmington^	W, 79-60
N. 13	nr/RV	at Penn State^ (12/14)	L, 49-65
N. 17	nr/RV	SOUTH DAKOTA STATE	W, 59-49
N. 20	nr/RV	at James Madison	L, 46-60
N. 23	nr/RV	TENNESSEE TECH	W, 74-55
N. 26	nr/RV	at ETSU	W, 78-63

N. 29	nr/RV	at Tennessee (8/8)	L, 43-82
D. 3	nr/RV	ARKANSAS	L, 53-59
D. 6		AUSTIN PEAY	W, 69-63
D. 9		at Xavier	W, 65-49
D. 11		GEORGIA TECH	L, 47-58
D. 18		TENNESSEE STATE	W, 94-53
D. 21		FIU*	W, 58-53
D. 28		KENTUCKY (6/6)	W, 70-58
D. 31		SOUTH ALABAMA*	W, 60-39
J. 5		at Troy*	W, 72-66 (OT)
J. 7		LOUISIANA*	W, 104-53
J. 12	nr/RV	at FIU*	W, 74-60
J. 14	nr/RV	at Florida Atlantic*	W, 55-37
J. 18	nr/RV	ARKANSAS STATE*	W, 71-62
J. 21	nr/RV	at South Alabama*	W, 60-53
J. 25	nr/RV	TROY*	W, 82-52
F. 2	nr/RV	at North Texas*	W, 70-68
F. 4	nr/RV	at Denver*	W, 75-63
F. 8	nr/RV	WESTERN KENTUCKY*	W, 67-64
F. 12	nr/RV	UALR*	W, 59-51
F. 18	RV/RV	FLORIDA ATLANTIC*	W, 65-41
F. 23	RV/RV	at ULM*	W, 67-53
F. 26	RV/RV	at Western Kentucky*	W, 77-62
M. 4	RV/RV	vs. Western Kentucky#	W, 65-57
M. 5	RV/RV	vs. FIU#	W, 63-53
M. 6	RV/RV	vs. UALR#	L, 70-71 (OT)
M. 18	RV/RV	vs. Vanderbilt& (RV/RV)	L, 46-60

* - Sun Belt Game

^ - Lady Lion Classic, Unversity Park, Pa.

- Sun Belt Championships, Hot Springs, Ark.

& - NCAA Tournament First & Second Round, Nashville, Tenn.

2012-13 (SUN BELT CHAMPIONS)

Coach: Rick Insell

Record: 25-8/17-3 Sun Belt

N. 9	RV/RV	KENNESAW STATE^	W, 87-45
N. 11	RV/RV	MEMPHIS^	W, 82-68
N. 14	RV/RV	at Iowa^ (nr/RV)	L, 63-69 (OT)
N. 20	RV/RV	at Tennessee Tech	W, 65-59 (OT)
N. 24	RV/RV	at Louisiana*	W, 72-45
N. 28	RV/RV	at Tennessee (16/14)	L, 81-88 (OT)
D. 1	RV/RV	at South Dakota State	L, 56-63
D. 4	nr/RV	AUSTIN PEAY	W, 70-56
D. 6	nr/RV	XAVIER	W, 63-48
D. 9	nr/RV	at Kentucky (7/6)	L, 46-68
D. 20	nr/RV	FIU*	L, 51-58
D. 27		NORTH TEXAS*	W, 66-64
J. 2		at Arkansas State*	W, 72-70
J. 5		at South Alabama*	W, 60-39
J. 9		FLORIDA ATLANTIC*	W, 73-59
J. 12		at ULM*	W, 66-48
J. 16		UALR*	W, 65-56
J. 19		LOUISIANA*	W, 72-36
J. 24	nr/RV	at North Texas*	W, 60-47
J. 27	nr/RV	WKU*	W, 79-57
J. 31	nr/RV	at FIU*	W, 61-51
F. 2	nr/RV	at Florida Atlantic*	W, 70-67
F. 6	RV/RV	ARKANSAS STATE*	W, 93-49
F. 10	RV/RV	TROY*	L, 70-74 (OT)
F. 16		at UALR*	L, 43-51
F. 20		SOUTH ALABAMA*	W, 69-48
F. 23		ULM*	W, 74-53
F. 28		at Troy*	W, 85-63
M. 2		at WKU*	W, 71-54
M. 9		vs. ULM#	W, 59-56
M. 10		vs. FIU#	W, 68-59
M. 11		vs. UALR#	W, 53-48
M. 24	nr/RV	vs. Louisville (16/17)&	L, 49-74

^ - Preseason WNIT

* - Sun Belt Game

- Sun Belt Championships, Hot Springs, Ark.

& - NCAA Tournament First & Second Round, Louisville, Ky.

2013-14 (CONFERENCE USA CHAMPIONS)

Coach: Rick Insell

Record: 29-5/15-1 Conference USA

N. 8	RV/RV	TENNESSEE (4/4)	L, 57-67
N. 15	RV/RV	at Miami (Fla.)	W, 61-55
N. 19	RV/RV	at Arkansas	L, 51-66
N. 24	RV/nr	KENTUCKY (7/7)	L, 72-84
N. 29	RV/nr	vs. Southeastern Louisiana^	W, 88-71
N. 30	RV/nr	vs. Wright State^	W, 69-62
D. 1	RV/nr	vs. Mississippi State^	W, 62-48
D. 4	RV/nr	at Austin Peay	W, 69-43
D. 12	RV/nr	KENNESAW STATE	W, 68-32
D. 16	RV/nr	at UCF	W, 63-51

D. 18	RV/nr	at USF	W, 68-62
D. 21	RV/nr	SOUTH DAKOTA STATE	W, 59-44
D. 29	RV/RV	at Clemson	W, 76-51
J. 2	RV/RV	TENNESSEE TECH	W, 84-53
J. 8	RV/RV	NORTH TEXAS*	W, 86-42
J. 11	RV/RV	at Louisiana Tech*	W, 68-51
J. 15	RV/RV	UTEP*	W, 69-58
J. 18	RV/RV	at UAB*	W, 61-55
J. 22	RV/RV	UTSA*	W, 60-41
J. 25	RV/RV	OLD DOMINION*	W, 62-49
F. 1	25/RV	at Tulsa*	W, 67-57
F. 5	21/25	at Southern Miss*	L, 56-68
F. 8	21/25	RICE*	W, 65-54
F. 12	RV/RV	at FIU*	W, 65-58
F. 15	RV/RV	at Florida Atlantic*	W, 83-77
F. 19	RV/RV	MARSHALL*	W, 75-36
F. 22	RV/RV	CHARLOTTE*	W, 48-46
F. 26	23/25	at East Carolina*	W, 70-59
M. 1	23/25	UAB*	W, 68-58
M. 5	22/22	at Tulane*	W, 64-52
M. 13	22/20	vs. UAB#	W, 69-59
M. 14	22/20	vs. FIU#	W, 64-57
M. 15	22/20	vs. Southern Miss#	W, 84-55
M. 23	22/20	vs. Oregon State&	L, 36-55

^ - Gulf Coast Showcase, Estero, Fla.

* - Conference USA Game

- C-USA Championship, El Paso, Texas

& - NCAA Tournament First & Second Round, Seattle, Wash.

2014-15

Coach: Rick Insell

Record: 24-10/14-4 Conference USA

N. 14	RV/RV	at Arizona State	L, 67-81
N. 17	RV/RV	MIAMI	W, 53-48
N. 20		ARKANSAS	L, 51-58
N. 23		at Ole Miss	W, 71-65
D. 3		CLEMSON	W, 69-28
D. 7		XAVIER	W, 90-68
D. 12		at Kentucky (8/8)	L, 62-78
D. 15		at S. Dakota St.	L, 61-65
D. 20		UCF	W, 79-57
D. 28		at Tennessee Tech	W, 98-76
J. 4		at UAB*	W, 76-68
J. 8		at FIU*	W, 74-60
J. 10		at Florida Atlantic*	W, 101-69
J. 15		SOUTHERN MISS*	L, 75-77 (OT)
J. 17		LOUISIANA TECH*	W, 82-59
J. 22		at Old Dominion*	W, 65-48
J. 24		at Charlotte*	W, 84-54
J. 29		UTSA*	W, 73-53
J. 31		UTEP*	W, 74-53
F. 5		at Southern Miss*	L, 65-70 (OT)
F. 7		at Louisiana Tech*	W, 68-44
F. 12		RICE*	W, 79-61
F. 14		NORTH TEXAS*	W, 85-59
F. 19		at Marshall*	W, 74-48
F. 21		at WKU*	L, 60-63
F. 28		UAB*	L, 57-62
M. 5		FIU*	W, 79-30
M. 7		FLORIDA ATLANTIC*	W, 73-60
M. 12		vs. LA Tech^	W, 77-58
M. 13		vs. Southern Miss^	L, 53-65
M. 19		BALL STATES	W, 69-58
M. 22		ARKANSAS STATE&	W, 70-60
M. 26		OLE MISS%	W, 82-70
M. 29		TEMPLE@	L, 57-69

* - C-USA game; ^ - C-USA Championships, Birmingham

§ - WNIT, First Round, Murfreesboro;

& - WNIT, Second Round, Murfreesboro

% - WNIT, Third Round, Murfreesboro

@ - WNIT, Quarterfinals, Murfreesboro

2015-2016 (CONFERENCE USA CHAMPIONS)

Coach: Rick Insell

Record: 24-9/15-3 Conference USA

N. 13		VIRGINIA	L, 66-70
N. 19		at Central Michigan	L, 59-81
N. 22		OLE MISS	W, 84-75
N. 27		vs. Alabama%	L, 46-64
N. 28		vs. Nevada%	W, 90-46
N. 30		at Austin Peay	W, 86-55
D. 6		at Xavier	W, 62-53
D. 13		KENTUCKY	L, 52-68
D. 17		MISSOURI STATE	W, 70-54
D. 20		TENNESSEE TECH	W, 69-53
D. 29		at Ohio	L, 49-72



Year-by-Year Results

J. 3	UAB*	W, 68-40
J. 7	at UTEP*	L, 73-84
J. 9	at UTSA*	W, 74-63
J. 14	CHARLOTTE*	W, 72-67
J. 16	OLD DOMINION*	L, 58-61
J. 21	at North Texas*	W, 76-52
J. 23	at Rice*	W, 61-60
J. 28	MARSHALL*	W, 65-54
J. 30	WKU*	W, 83-75
F. 4	at Florida Atlantic*	W, 83-73
F. 6	at FIU*	W, 85-62
F. 11	LA TECH*	W, 68-57
F. 13	SOUTHERN MISS*	W, 74-44
F. 21	at UAB*	W, 77-72
F. 25	at WKU*	L, 51-62
F. 27	at Marshall*	W, 79-73
M. 3	FLORIDA ATLANTIC*	W, 71-65
M. 5	FIU*	W, 77-55
M. 10	vs. Rice^	W, 74-54
M. 11	vs. Marshall^	W, 69-41
M. 12	vs. Old Dominion^	W, 70-54
M. 19	vs. Florida State&	L, 55-72

* - Conference USA game
 % - Nugget Classic, Reno, Nev.
 ^ - C-USA Championships, Birmingham, Ala.
 & - NCAA First Round, College Station, Texas

2016-2017

Coach: Rick Insell

Record: 23-11/15-3 Conference USA

N. 11	at Virginia	L, 51-63
N. 16	LOUISVILLE	L, 72-91
N. 19	at Tennessee Tech	W, 73-62
N. 30	OHIO	L, 52-73
D. 3	TULANE	W, 62-59
D. 9	at Kentucky	L, 48-61
D. 13	ARIZONA STATE	L, 48-69
D. 17	AUSTIN PEAY	W, 82-51
D. 19	at Missouri State	W, 71-52
D. 22	GEORGIA TECH	L, 60-61
D. 28	CENTRAL MICHIGAN	W, 79-69
J. 1	at UAB*	W, 64-61
J. 5	RICE*	W, 71-61
J. 7	NORTH TEXAS*	W, 60-52
J. 12	at Marshall*	W, 72-63
J. 15	at WKU*	L, 51-66
J. 19	FIU*	W, 95-43
J. 21	FLORIDA ATLANTIC*	W, 87-69
J. 26	at Southern Miss*	L, 61-81
J. 28	at Louisiana Tech*	W, 79-65
F. 2	UTSA*	W, 77-63
F. 4	UTEP*	W, 76-53
F. 9	at Old Dominion*	W, 80-63
F. 11	at Charlotte*	W, 83-81
F. 16	WKU*	L, 75-82
F. 18	MARSHALL*	W, 94-69
F. 26	UAB*	W, 87-56
M. 2	at FIU*	W, 88-53
M. 4	at Florida Atlantic*	W, 71-59
M. 9	vs. Rice^	W, 61-59
M. 10	vs. Southern Miss^	L, 54-59
M. 16	MOREHEAD STATES	W, 67-58
M. 19	WAKE FOREST&	W, 73-66
M. 23	at Georgia Tech%	L, 57-70

* - C-USA game;
 ^ - C-USA Championships, Birmingham
 \$ - WNIT, First Round, Murfreesboro
 & - WNIT, Second Round, Murfreesboro
 % - WNIT, Third Round, Atlanta, Ga.

2017-2018

Coach: Rick Insell

Record: 18-13/10-6 Conference USA

N. 10	at Vanderbilt	W, 65-54
N. 14	TENNESSEE TECH	W, 58-44
N. 19	LIPSCOMB	W, 72-48
N. 26	at UNC-Asheville	W, 72-57
N. 29	at Ole Miss	L, 56-65
D. 3	at Georgia Tech	L, 45-48
D. 5	COPPIN STATE	W, 69-39
D. 9	at No. 4/5 Louisville	L, 26-80
D. 14	TROY	W, 73-57
D. 17	at Tulane	L, 44-62
D. 19	vs. USC#	L, 57-72
D. 20	vs. Canisius#	W, 55-45
D. 28	KENTUCKY	W, 62-57

J. 4	at WKU*	L, 43-57
J. 6	UAB*	L, 51-59
J. 11	at UTSA*	W, 62-47
J. 13	at UTEP*	W, 54-45
J. 18	NORTH TEXAS*	W, 56-48
J. 20	SOUTHERN MISS*	L, 53-61
J. 26	at Marshall*	W, 73-57
J. 28	CHARLOTTE*	W, 64-45
F. 1	LOUISIANA TECH*	L, 49-66
F. 8	at Florida Atlantic*	W, 69-64
F. 10	at FIU*	W, 63-59
F. 15	WKU*	L, 60-76
F. 17	RICE*	W, 51-41
F. 22	at UAB*	L, 58-65
F. 25	at Charlotte*	W, 54-53
M. 3	OLD DOMINION*	W, 65-47
M. 8	vs. Rice^	L, 53-61
M. 15	at Ball State@	L, 60-69

2018-2019

Coach: Rick Insell

Record: 23-11/11-5 Conference USA

N. 9	VANDERBILT	W, 65-58
N. 11	at Furman	W, 78-71
N. 16	at Tennessee Tech	L, 64-68
N. 19	BELMONT	L, 38-45
N. 21	MISSISSIPPI VALLEY STATE	W, 101-51
N. 24	vs. Dartmouth#	W, 70-58
N. 25	vs. UNLV#	W, 66-62
N. 29	GEORGIA STATE%	W, 69-54
D. 4	at Troy	W, 67-64
D. 15	at No. 18/20 Kentucky	L, 55-72
D. 20	UNC ASHEVILLE	W, 67-46
D. 29	vs. Chattanooga\$	W, 58-47
D. 30	at Fordham\$	L, 49-61
J. 3	at FIU*	W, 49-43
J. 5	at Florida Atlantic*	W, 74-55
J. 10	SOUTHERN MISS*	W, 66-49
J. 12	LA TECH*	W, 75-38
J. 17	at UTSA*	W, 72-52
J. 19	at UTEP*	W, 79-49
J. 24	RICE*	L, 47-60
J. 26	NORTH TEXAS*	W, 61-46
F. 2	UAB*	W, 60-44
F. 7	at Charlotte*	W, 62-55
F. 9	at Old Dominion*	L, 65-70
F. 14	WKU*	W, 81-69
F. 16	MARSHALL*	L, 53-59
F. 23	at UAB*	L, 72-77 (OT)
M. 2	FLORIDA ATLANTIC*	W, 74-48
M. 7	at WKU*	L, 56-67
M. 14	vs. UTEP^	W, 66-44
M. 15	vs. UAB^	W, 75-65
M. 16	vs. No. 24 Rice^	L, 54-69
M. 21	IUPUI@	W, 59-47
M. 24	at Ohio!	L, 57-59

% - Murfreesboro City Schools Education Day Game
 # UNLV Lady Rebel Roundup, Las Vegas, Nev.
 \$ - Fordham Holiday Classic, Bronx, N.Y.
 * - C-USA game
 ^ - C-USA Championship, Frisco, Texas
 @ - WNIT First Round, Murfreesboro, Tenn.
 ! - WNIT Second Round, Athens, Ohio

2019-2020

Coach: Rick Insell

Record: 21-9/13-5 Conference USA

N. 6	at East Carolina	W, 68-66
N. 10	No. 13/16 KENTUCKY	L, 52-67
N. 14	at Tulane	64-62
N. 21	TENNESSEE TECH	W, 64-58
N. 24	FURMAN	W, 78-62
N. 29	vs. Auburn#	W, 73-50
N. 30	vs. No. 22/21 Gonzaga#	L, 50-62
D. 1	vs. Arizona State#	L, 60-61
D. 4	LIPSCOMB%	W, 70-49
D. 14	at Belmont	L, 57-68
D. 18	VCU	W, 86-63
D. 29	TCU	W, 82-70
J. 2	OLD DOMINION*	L, 56-67
J. 4	CHARLOTTE*	W, 83-59
J. 9	at Marshall*	W, 75-55

J. 11	at WKU*	L, 63-71
J. 16	FLORIDA ATLANTIC*	W, 81-66
J. 18	FIU*	W, 72-56
J. 23	at LA Tech*	L, 60-78
J. 25	at Southern Miss*	W, 77-69
J. 30	UTEP*	W, 76-60
F. 1	UTSA*	W, 69-48
F. 6	at North Texas*	W, 80-60
F. 8	at Rice*	L, 60-77
F. 15	at UAB*	W, 62-52
F. 20	UAB*	L, 59-61
F. 22	at UTEP*	W, 92-80
F. 29	WKU*	W, 108-103 (2OT)
M. 5	NORTH TEXAS*	W, 74-63
M. 7	at Charlotte*	W, 79-74

2020-2021 (CONFERENCE USA CHAMPIONS)

Coach: Rick Insell

Record: 17-8/12-4 Conference USA

D. 6	BELMONT	L, 64-70
D. 9	TULANE	L, 78-81
D. 13	at TCU	L, 77-83
D. 17	TROY	W, 92-76
D. 20	LIPSCOMB	W, 84-64
J. 1	FLORIDA ATLANTIC*	W, 84-65
J. 2	FLORIDA ATLANTIC*	W, 66-64
J. 8	at FIU*	W, 69-65
J. 9	at FIU*	W, 99-89
J. 15	SOUTHERN MISS*	W, 78-58
J. 16	SOUTHERN MISS*	L, 61-69
J. 22	at WKU*	W, 75-65
J. 23	at WKU*	77-60
J. 28	at UAB*	W, 81-78
J. 30	UAB*	W, 95-68
F. 5	at Charlotte*	W, 77-70
F. 6	at Charlotte*	L, 72-82
F. 26	OLD DOMINION*	L, 57-74
F. 27	OLD DOMINION*	W, 74-70
M. 4	MARSHALL*	L, 49-72
M. 5	MARSHALL*	W, 61-54
M. 11	vs. LA Tech^	W, 77-71
M. 12	vs. UTEP^	W, 74-58
M. 13	vs. Rice^	W, 68-65
M. 21	vs. Tennessee\$	L, 62-87

* - Conference USA game
 ^ - C-USA Championships, Frisco, Texas
 \$ - NCAA First Round, Austin, Texas

Akron (Blue Raiders lead, 8-0)

H: 4-0	A: 4-0	N: 0-0
01/21/84	H	W, 89-48
02/25/84	A	W, 78-54
01/21/85	A	W, 68-48
02/25/85	H	W, 108-45
01/27/86	H	W, 76-58
02/08/86	A	W, 79-47
01/26/87	A	W, 74-57
02/07/87	H	W, 96-57

Alabama (Crimson Tide lead, 8-2)

H: 2-2	A: 0-4	N: 0-2
12/03/77	H	L, 69-75
12/04/78	A	L, 84-90
02/08/88	A	L, 58-97
12/07/91	H	L, 69-101
12/20/94	A	L, 70-99
12/09/95	N	L, 53-68
01/08/04	H	W, 65-61 (OT)
11/22/04	A	L, 66-80
12/14/08	H	W, 77-67
11/27/15	N	L, 46-64

Appalachian State (Blue Raiders lead, 1-0)

H: 0-0	A: 0-0	N: 1-0
12/31/94	N	W, 73-65

Arizona (Blue Raiders lead, 2-0)

H: 1-0	A: 1-0	N: 0-0
11/25/07	A	W, 70-60
11/28/08	H	W, 77-57

Arizona State (Sun Devils lead, 3-0)

H: 0-1	A: 0-1	N: 1-0
11/14/14	A	L, 67-81
12/13/16	H	L, 48-69
12/01/19	N	L, 60-61

Arkansas (Lady 'Backs lead, 5-0)

H: 0-2	A: 0-3	N: 0-0
02/05/83	A	L, 72-73
11/21/10	A	L, 50-77
12/03/11	H	L, 53-59
11/19/13	A	L, 51-66
11/20/14	H	L, 51-58

Arkansas State (Blue Raiders lead, 19-6)

H: 12-0	A: 6-5	N: 1-1
12/01/90	A	L, 60-71
01/04/01	A	L, 63-85
02/10/01	H	W, 79-67
01/24/02	A	W, 80-68
02/07/02	H	W, 79-64
01/09/03	H	W, 80-63
02/13/03	A	W, 71-63
03/10/03	N	W, 65-52
01/15/04	A	L, 62-69
02/19/04	H	W, 70-47
01/15/05	H	W, 65-55
02/17/05	A	L, 69-72
01/12/06	A	W, 66-65
02/16/06	H	W, 95-59
03/06/06	H	W, 90-64
01/18/07	H	W, 82-54
01/14/08	A	L, 68-70
01/21/09	H	W, 91-51
01/06/10	A	W, 75-65
01/16/11	A	W, 57-52
03/06/11	N	L, 62-77
01/18/12	H	W, 71-62
01/02/13	A	W, 72-70
02/06/13	H	W, 93-49
03/22/15	H	W, 70-60

Auburn (Tigers lead, 4-1)

H: 0-2	A: 0-2	N: 1-0
12/04/85	A	L, 59-71
12/14/86	H	L, 62-84
12/16/98	H	L, 53-73

11/23/99	A	L, 51-93
11/29/19	N	W, 73-50

Austin Peay (Blue Raiders lead, 60-9)

H: 30-3	A: 29-4	N: 1-2
01/24/77	H	W, 82-52
02/19/77	A	W, 82-46
01/21/78	H	W, 90-52
02/20/78	A	W, 72-70
01/20/79	A	W, 69-57
02/19/79	H	W, 90-77
01/17/80	H	W, 72-48
02/16/80	A	W, 67-59
01/15/81	A	W, 89-67
02/14/81	H	W, 74-65
01/23/82	H	W, 85-73
02/20/82	A	W, 68-64
01/28/83	H	W, 74-52
02/26/83	A	W, 87-73
01/26/84	H	W, 84-76 (OT)
02/09/84	A	W, 87-74
01/26/85	A	W, 80-58
02/09/85	H	W, 86-75
03/04/85	H	W, 82-77
01/13/86	H	W, 72-66
02/15/86	A	W, 77-68
01/12/87	A	W, 92-68
02/14/87	H	W, 89-58
01/25/88	H	W, 85-58
02/27/88	A	W, 84-67
01/28/89	A	W, 88-66
02/13/89	H	W, 107-73
01/22/90	H	W, 85-47
02/17/90	A	W, 98-69
01/12/91	H	W, 87-66
02/25/91	A	W, 67-58
01/13/92	H	W, 107-60
02/22/92	A	W, 68-57
01/27/93	H	W, 91-70
02/25/93	A	W, 100-71
01/12/94	H	W, 82-62
02/23/94	A	W, 67-62
01/12/95	A	W, 81-71
02/20/95	H	W, 87-64
03/04/95	N	W, 73-56
01/06/96	H	W, 72-56
02/03/96	A	L, 67-81
03/04/96	N	L, 60-69
01/23/97	A	L, 66-70 (OT)
02/05/97	H	L, 62-66
02/25/97	A	W, 60-59
01/19/98	H	W, 66-43
02/16/98	A	L, 65-80
01/16/99	A	W, 70-59
02/13/99	H	W, 69-43
01/20/00	H	L, 68-74
02/17/00	A	W, 84-63
03/04/00	N	L, 58-67
12/03/00	H	W, 91-62
11/27/01	A	W, 78-69
01/06/03	H	L, 68-78
12/20/03	A	W, 61-46
12/21/04	H	W, 57-55
12/28/05	A	L, 69-71
12/04/06	H	W, 80-49
12/15/07	A	W, 95-60
12/16/08	H	W, 62-53
11/21/09	A	W, 84-73
11/16/10	A	W, 74-60
12/06/11	H	W, 69-63
12/04/12	H	W, 70-56
12/04/13	A	W, 69-43
11/30/15	A	W, 86-55
12/17/16	H	W, 82-51

Ball State (Series tied, 1-1)

H: 1-0	A: 0-1	N: 0-0
03/19/15	H	W, 69-58
03/15/18	A	L, 60-69

Belmont (Blue Raiders lead, 16-3)

H: 9-2	A: 6-1	N: 1-0
11/13/79	A	W, 73-70
12/08/79	H	W, 60-55
12/01/80	H	W, 77-55
02/07/81	A	W, 78-70
11/30/81	A	W, 78-72
01/25/82	H	W, 92-65
01/08/83	A	W, 91-72
01/29/83	H	W, 80-60
11/28/83	H	W, 87-40
12/03/84	A	W, 105-60
01/04/86	H	W, 93-47
12/09/94	H	W, 82-72
12/08/95	H	W, 63-44
11/20/97	N	W, 65-60
02/22/00	A	W, 74-67
11/21/00	H	W, 74-62
11/19/18	H	L, 38-45
12/14/19	A	L, 57-68
12/06/20	H	L, 64-70

Berry (Vikings lead, 1-0)

H: 0-0	A: 0-0	N: 0-1
12/17/77	N	L, 53-77

Blue Mountain (Blue Raiders lead, 1-0)

H: 0-0	A: 1-0	N: 0-0
12/16/77	A	W, 76-59

Brown (Bears lead, 1-0)

H: 0-0	A: 0-0	N: 0-1
01/04/91	N	L, 65-79

Bucknell (Blue Raiders lead, 1-0)

H: 0-0	A: 0-0	N: 1-0
11/25/89	N	W, 94-68

Canisius (Blue Raiders lead, 1-0)

H: 0-0	A: 0-0	N: 1-0
12/20/17	N	W, 55-45

Central Michigan (Blue Raiders lead, 2-1)

H: 1-0	A: 0-1	N: 1-0
12/04/87	N	W, 64-56
11/19/15	A	L, 59-81
12/28/16	H	W, 79-69

Central Missouri (Jennies lead, 1-0)

H: 0-0	A: 0-0	N: 0-1
12/15/79	N	L, 70-72

Charlotte (Blue Raiders lead, 10-1)

H: 4-0	A: 6-1	N: 0-0
02/22/14	H	W, 48-46
01/24/15	A	W, 84-54
01/14/16	H	W, 72-67
02/11/17	A	W, 83-81
01/28/18	H	W, 64-45
02/25/18	A	W, 54-53
02/07/19	A	W, 62-55
01/04/20	H	W, 83-59
03/07/20	A	W, 79-74
02/05/21	A	W, 77-70
02/06/21	A	L, 72-82

Chattanooga (Blue Raiders lead, 26-17)

H: 14-7	A: 11-9	N: 1-1
01/07/76	H	W, 93-66
02/17/76	A	W, 89-57
12/18/76	H	W, 101-63
01/31/77	A	W, 85-74
02/11/77	H	W, 95-73
12/02/78	H	L, 59-60 (OT)
02/03/79	A	W, 66-63
01/21/80	A	W, 77-76
02/12/80	H	L, 57-61 (OT)
03/01/80	N	L, 62-84
01/24/81	H	L, 71-80
02/02/81	A	L, 86-91



Series Records

01/18/82	A	W, 82-72
02/09/82	H	W, 90-64
01/03/83	H	L, 67-74
03/01/83	A	W, 94-79
12/08/83	H	L, 63-65
01/05/84	A	L, 59-73
11/26/84	A	L, 78-83
01/16/85	H	W, 95-60
12/07/85	H	W, 93-68
02/01/86	A	L, 72-83
11/29/88	A	W, 78-67
02/15/89	H	W, 82-61
12/18/89	H	L, 83-89
01/04/90	A	L, 71-76
12/17/90	H	L, 64-76
01/09/91	A	L, 73-81
11/26/91	H	W, 84-59
01/06/92	A	W, 71-67
12/09/92	A	W, 79-73
12/16/92	H	W, 84-72
12/01/93	H	W, 89-52
12/21/93	A	L, 56-63
01/07/95	H	W, 84-51
02/06/95	A	W, 94-74
01/02/96	H	W, 87-60
12/07/96	A	W, 56-51
11/18/05	A	L, 66-76
11/24/06	H	W, 98-69
11/28/07	A	L, 54-57
11/25/08	H	W, 73-65
12/29/18	N	W, 58-47

Chicago State (Blue Raiders lead, 1-0)

H: 1-0	A: 0-0	N: 0-0
12/17/03	H	W, 78-55

Cincinnati (Bearcats lead, 5-1)

H: 1-2	A: 0-3	N: 0-0
12/29/84	A	L, 91-98
11/22/97	A	L, 61-81
12/29/99	H	L, 54-63
11/24/01	H	L, 63-65
11/30/02	A	L, 59-79
12/29/04	H	W, 64-47

Clemson (Blue Raiders lead, 4-1)

H: 2-0	A: 1-0	N: 1-1
12/18/80	N	L, 63-66
11/29/85	N	W, 90-88
12/03/88	H	W, 69-64
12/29/13	A	W, 76-51
12/03/14	H	W, 69-28

Coppin State (Blue Raiders lead, 1-0)

H: 1-0	A: 0-0	N: 0-0
12/05/17	H	W, 69-39

Cumberland (Tenn) (Blue Raiders lead, 2-0)

H: 2-0	A: 0-0	N: 0-0
12/11/86	H	W, 87-54
12/13/90	H	W, 74-52

Dartmouth (Blue Raiders lead, 1-0)

H: 0-0	A: 0-0	N: 1-0
11/24/18	N	W, 70-58

Denver (Blue Raiders lead, 13-3)

H: 7-0	A: 4-2	N: 2-1
01/18/01	A	L, 57-59
02/16/02	A	L, 66-75
03/03/02	N	L, 63-78
02/08/03	H	W, 67-65
02/15/04	A	W, 68-56
03/08/04	N	W, 64-61
02/10/05	H	W, 71-45
02/11/06	H	W, 77-56
01/31/07	H	W, 82-58
03/05/07	N	W, 76-50
01/06/08	H	W, 93-55
02/21/08	A	W, 81-77

02/04/09	A	W, 77-49
02/10/10	H	W, 94-78
01/23/11	H	W, 71-68
02/04/12	A	W, 75-63

Duke (Blue Devils lead, 1-0)

H: 0-0	A: 0-1	N: 0-0
03/14/98	A	L, 67-92

East Carolina (Blue Raiders lead, 2-0)

H: 0-0	A: 2-0	N: 0-0
02/26/14	A	W, 70-59
11/06/19	A	W, 68-66

Eastern Illinois (Series tied, 5-5)

H: 3-1	A: 1-3	N: 1-1
12/01/89	N	L, 68-90
01/19/97	H	L, 59-69
02/15/97	A	L, 75-85
01/12/98	A	L, 53-66
02/09/98	H	W, 79-75
02/24/98	N	W, 73-60
01/09/99	H	W, 99-63
02/06/99	A	L, 77-81
12/02/99	H	W, 63-48
01/18/00	A	W, 73-64

Eastern Kentucky (Blue Raiders lead, 36-13)

H: 20-4	A: 14-8	N: 2-1
02/13/78	H	W, 94-67
01/08/79	H	W, 75-61
02/08/79	A	L, 84-85
01/31/80	H	W, 70-54
02/23/80	A	W, 56-54
01/31/81	A	W, 79-51
12/12/81	A	W, 77-72
02/27/82	H	W, 62-55
12/18/82	A	W, 72-69 (OT)
03/05/83	H	W, 73-66
01/14/84	A	L, 46-49
02/18/84	H	W, 78-58
01/14/85	H	W, 77-69
02/18/85	A	W, 67-63
01/20/86	A	W, 87-78
02/22/86	H	W, 99-85
01/19/87	H	W, 84-62
02/21/87	A	W, 104-63
02/01/88	A	W, 87-63
02/13/88	H	W, 84-75
01/21/89	H	L, 65-84
02/20/89	A	W, 81-75
01/29/90	A	W, 79-74
02/10/90	H	L, 66-72
01/19/91	A	L, 52-69
02/18/91	H	W, 81-80
03/04/91	N	W, 93-84
01/27/92	H	W, 69-59
02/08/92	A	L, 75-82
03/09/92	N	L, 67-72
01/11/93	H	W, 76-62
02/22/93	A	W, 80-66
03/08/93	N	W, 87-74
01/22/94	A	W, 72-66
02/28/94	H	W, 89-71
01/21/95	H	W, 91-61
02/26/95	A	L, 72-83
01/21/96	A	W, 74-55
02/17/96	H	W, 80-67
01/04/97	A	L, 73-91
02/02/97	H	L, 61-70
01/26/98	A	L, 79-80 (OT)
02/19/98	H	L, 61-63
02/28/98	N	W, 72-62
01/23/99	H	W, 94-68
02/20/99	A	W, 81-71
01/06/00	A	L, 70-90
02/03/00	H	W, 82-74
11/26/05	H	W, 77-66

Erskine (Blue Raiders lead, 1-0)

H: 1-0	A: 0-0	N: 0-0
11/14/98	H	W, 88-46

ETSU (Blue Raiders lead, 18-3)

H: 10-1	A: 6-1	N: 2-1
01/19/76	H	W, 85-45
02/15/76	A	W, 67-49
01/08/77	A	W, 81-63
02/17/77	H	W, 88-67
03/04/77	N	W, 75-73
01/16/78	H	W, 82-71
02/16/78	A	L, 72-86
03/03/78	N	W, 98-79
02/13/79	H	W, 59-44
02/27/79	N	L, 53-55
01/07/80	A	W, 71-59
01/12/81	H	W, 74-72
12/17/84	H	W, 82-57
02/28/85	H	W, 65-59
01/14/89	A	W, 93-61
12/16/89	H	L, 59-71
12/31/95	A	W, 79-68
01/02/97	H	W, 92-81
12/02/02	H	W, 95-70
11/26/10	H	W, 87-71
11/26/11	A	W, 78-63

Evansville (Blue Raiders lead, 2-0)

H: 1-0	A: 1-0	N: 0-0
12/08/84	A	W, 91-68
12/11/85	H	W, 106-71

Fairleigh Dickinson (Blue Raiders lead, 1-0)

H: 0-0	A: 0-0	N: 1-0
12/30/94	N	W, 108-71

FIU (Blue Raiders lead, 32-9)

H: 15-2	A: 14-7	N: 3-0
01/11/01	A	L, 63-74
02/03/01	H	W, 78-63
01/05/02	H	L, 72-82
02/02/02	A	L, 55-71
02/01/03	A	L, 63-65
02/22/03	H	W, 61-57
02/07/04	H	W, 73-47
03/01/04	A	W, 63-48
02/07/05	A	L, 55-66
02/26/05	H	W, 67-58
02/02/06	H	W, 70-65
02/27/06	A	L, 57-73
01/09/07	A	W, 86-52
02/15/07	H	W, 66-59
12/19/07	H	W, 77-64
02/09/08	A	L, 62-74
01/11/09	H	W, 68-35
02/25/09	A	W, 74-54
01/13/10	H	W, 90-58
02/24/10	A	W, 101-58
01/29/11	A	L, 59-62
02/12/11	H	W, 66-52
12/21/11	H	W, 58-53
01/12/12	A	W, 74-60
03/05/12	N	W, 63-53
12/20/12	H	L, 51-58
01/31/13	A	W, 61-51
03/10/13	N	W, 68-59
02/12/14	A	W, 65-58
03/14/14	N	W, 64-57
01/08/15	A	W, 75-60
03/05/15	H	W, 79-30
02/06/16	A	W, 85-62
03/05/16	H	W, 77-55
01/19/17	H	W, 95-43
03/02/17	A	W, 88-53
02/10/18	A	W, 63-59
01/03/19	A	W, 49-43
01/18/20	H	W, 72-56
01/08/21	A	W, 69-65
01/09/21	A	W, 99-89

Florida Atlantic (Blue Raiders lead, 27-1)

H: 15-0	A: 12-1	N: 0-0
11/19/04	H	W, 85-63
01/11/07	A	W, 78-48
02/24/07	H	W, 76-63
01/10/08	H	W, 79-63
02/23/08	A	W, 89-84 (OT)
01/07/09	H	W, 90-64
02/21/09	A	L, 70-73
01/16/10	H	W, 92-76
02/27/10	A	W, 88-71
01/12/11	H	W, 83-52
01/26/11	A	W, 85-53
01/14/12	A	W, 55-37
02/18/12	H	W, 65-41
01/09/13	H	W, 73-59
02/02/13	A	W, 70-67
02/15/14	A	W, 83-77
01/10/15	A	W, 101-69
03/07/15	H	W, 73-60
02/04/16	A	W, 83-73
03/03/16	H	W, 71-65
01/21/17	H	W, 87-69
03/04/17	A	W, 71-59
02/08/18	A	W, 69-64
01/05/19	A	W, 74-55
03/02/19	H	W, 74-48
01/16/20	H	W, 81-66
01/01/21	H	W, 84-65
01/02/21	H	W, 66-64

Florida State (Seminoles lead, 2-1)

H: 1-0	A: 0-1	N: 0-1
01/26/83	A	L, 67-75
11/28/93	H	W, 66-43
03/19/16	N	L, 55-72

Fordham (Fordham leads, 1-0)

H: 0-0	A: 0-1	N: 0-0
12/30/18	A	L, 49-61

Furman (Series tied, 3-2)

H: 2-0	A: 1-1	N: 0-1
01/15/97	A	L, 86-95 (3OT)
11/22/98	H	W, 81-75
12/29/98	N	L, 66-83
11/11/18	A	W, 78-71
11/24/19	H	W, 78-62

Georgia (Bulldogs lead, 12-1)

H: 0-7	A: 1-4	N: 0-1
11/23/84	H	L, 73-84
12/02/85	A	L, 58-108
12/10/89	H	L, 89-95
12/08/90	H	L, 62-80
12/06/92	A	L, 65-80
11/27/94	H	L, 71-95
12/01/96	H	L, 70-89
11/20/01	A	L, 72-77 (OT)
12/30/02	H	L, 43-79
12/13/03	A	L, 50-65
11/30/05	H	L, 72-90
12/07/06	A	W, 70-62
03/20/11	N	L, 41-56

Georgia Southern (Blue Raiders lead, 3-0)

H: 1-0	A: 1-0	N: 1-0
12/15/95	N	W, 101-90
12/04/04	A	W, 66-54
11/25/05	H	W, 80-58

Georgia State (Blue Raiders lead, 7-0)

H: 3-0	A: 4-0	N: 0-0
11/27/87	A	W, 101-80
11/24/90	A	W, 98-94
11/24/91	H	W, 84-61
12/16/95	A	W, 80-64
12/02/04	A	W, 64-49
12/08/05	H	W, 69-51
11/29/18	H	W, 69-54

Georgia Tech (Yellow Jackets lead, 5-0)

H: 0-2	A: 0-3	N: 0-0
12/03/10	A	L, 48-68
12/11/11	H	L, 78-48
12/22/16	H	L, 60-61
03/23/17	A	L, 57-70
12/03/17	A	L, 45-48

Gonzaga (Series tied, 1-1)

H: 0-0	A: 0-0	N: 1-1
03/17/07	N	W, 85-46
11/30/19	N	L, 50-62

Hawai'i (Rainbow Wahine lead, 1-0)

H: 0-0	A: 0-1	N: 0-0
12/23/96	A	L, 63-82

Hiwassee JC (Tigers lead, 2-0)

H: 0-1	A: 0-1	N: 0-0
12/13/75	H	L, 70-71
01/10/76	A	L, 60-72

Houston (Cougars lead, 5-3)

H: 1-2	A: 1-2	N: 1-1
12/19/91	N	L, 85-99
12/02/95	N	W, 76-69
12/30/00	A	L, 72-77
12/20/01	H	L, 63-75
01/05/04	H	L, 63-67
11/28/04	A	L, 56-80
11/22/05	H	W, 62-35
11/19/07	A	W, 69-68

Indiana (Series tied, 2-2)

H: 1-0	A: 1-1	N: 0-1
12/05/87	A	W, 65-59
12/10/99	N	L, 68-81
03/14/01	A	L, 63-66
11/22/08	H	W, 65-59

Iowa (Hawkeyes lead series, 1-0)

H: 0-0	A: 0-1	N: 0-0
11/14/12	A	L, 63-69 (OT)

IUPUI (Blue Raiders lead series, 1-0)

H: 1-0	A: 0-0	N: 0-0
03/21/19	H	W, 59-47

Jackson State (Blue Raiders lead, 3-2)

H: 1-0	A: 1-1	N: 1-1
12/28/80	N	L, 62-82
03/15/83	A	W, 64-61
12/20/91	N	W, 76-68
12/03/94	A	L, 78-85
12/10/94	H	W, 75-73

James Madison (Series tied, 1-1)

H: 1-0	A: 0-1	N: 0-0
12/12/10	H	W, 81-75
11/20/11	A	L, 46-60

Kansas (Jayhawks lead, 2-0)

H: 0-0	A: 0-2	N: 0-0
03/16/88	A	L, 75-81
03/16/96	A	L, 57-72

Kansas State (Wildcats lead, 2-1)

H: 0-1	A: 0-1	N: 1-0
12/17/01	H	L, 53-54 (OT)
12/06/02	A	L, 61-79
12/21/10	N	W, 63-49

Kennesaw State (Blue Raiders lead, 3-0)

H: 3-0	A: 0-0	N: 0-0
01/04/88	H	W, 83-66
11/09/12	H	W, 87-45
12/12/13	H	W, 68-32

Kentucky (Wildcats lead, 16-5)

H: 4-6	A: 1-10	N: 0-0
--------	---------	--------

11/18/77	H	L, 80-82
11/17/78	H	W, 90-87
01/06/83	A	L, 68-73
01/09/84	A	W, 74-68
11/30/85	A	L, 77-85
12/20/86	H	L, 68-79
02/25/88	A	L, 68-76
01/08/89	H	L, 66-68
02/27/90	A	L, 56-72
03/21/08	A	L, 66-68 (OT)
12/28/09	H	W, 57-51
12/29/10	A	L, 72-81
12/28/11	H	W, 70-58
12/09/12	A	L, 46-68
11/24/13	H	L, 72-84
12/12/14	A	L, 62-78
12/13/15	H	L, 52-68
12/09/16	A	L, 48-61
12/28/17	H	W, 62-57
12/15/18	A	L, 55-72
11/10/19	H	L, 52-67

Lafayette (Blue Raiders lead, 1-0)

H: 1-0	A: 0-0	N: 0-0
11/15/08	H	W, 85-47

Lambuth (Blue Raiders lead, 2-0)

H: 1-0	A: 1-0	N: 0-0
12/10/75	H	W, 83-21
02/27/76	H	W, 77-56

Louisiana Tech (Blue Raiders lead, 8-6)

H: 3-2	A: 3-3	N: 2-1
03/17/83	N	L, 59-91
02/06/85	A	L, 62-86
01/25/01	H	L, 57-80
02/15/01	A	L, 64-83
01/11/14	A	W, 68-51
01/17/15	H	W, 82-59
02/07/15	A	W, 68-44
03/12/15	N	W, 77-58
02/11/16	H	W, 69-57
01/28/17	A	W, 79-65
02/01/18	H	L, 49-66
01/12/19	H	W, 73-58
01/23/20	A	L, 60-78
03/11/21	N	W, 77-71

Lipscomb (Blue Raiders lead, 13-0)

H: 8-0	A: 5-0	N: 0-0
11/23/81	A	W, 95-60
12/13/82	H	W, 83-61
01/02/88	H	W, 92-68
12/08/88	A	W, 92-77
11/28/89	H	W, 95-87
12/04/90	A	W, 79-64
12/17/00	H	W, 75-52
12/14/01	A	W, 75-63
12/22/02	H	W, 61-56
12/30/03	A	W, 68-47
11/19/17	H	W, 72-48
12/04/19	H	W, 70-49
12/20/20	H	W, 84-64

Louisiana (Blue Raiders lead, 19-0)

H: 10-0	A: 6-0	N: 3-0
02/17/01	H	W, 77-52
03/01/01	N	W, 78-59
01/12/02	A	W, 75-63
03/01/02	N	W, 90-59
01/25/03	H	W, 61-41
01/31/04	A	W, 72-57
01/27/05	H	W, 53-45
03/08/05	N	W, 67-52
01/26/06	H	W, 69-68
03/04/06	H	W, 84-58
01/28/07	H	W, 84-57
03/06/07	A	W, 77-67
01/30/08	A	W, 85-66
01/28/09	H	W, 85-57



Series Records

01/03/10	H	W, 83-54
01/08/11	A	W, 84-62
01/07/12	H	W, 104-53
11/24/12	A	W, 72-45
01/19/13	H	W, 72-36

Louisville (Cardinals lead, 6-1)

H: 0-3	A: 1-3	N: 0-0
12/12/92	H	L, 70-71
12/30/07	A	L, 64-76
12/04/08	H	L, 44-67
12/09/09	A	W, 94-84
03/24/13	A	L, 49-74
11/16/16	H	L, 72-91
12/09/17	A	L, 26-80

LSU (Tigers lead, 3-2)

H: 1-0	A: 1-3	N: 0-0
12/04/82	A	L, 65-67
03/16/86	A	L, 65-78
12/28/07	H	W, 67-56
11/30/08	A	W, 79-75
11/18/09	A	L, 40-61

Maine (Black Bears lead, 2-1)

H: 0-0	A: 0-1	N: 1-1
12/28/86	A	L, 67-75
12/28/98	N	L, 78-92
11/18/06	N	W, 87-60

Manhattan (Jaspers lead, 1-0)

H: 0-0	A: 0-0	N: 0-1
11/28/03	N	L, 65-70

Marist (Red Foxes lead, 1-0)

H: 0-0	A: 0-0	N: 0-1
03/19/07	N	L, 59-73

Marshall (Blue Raiders lead, 10-2)

H: 4-2	A: 5-0	N: 1-0
02/19/14	H	W, 75-36
02/19/15	A	W, 74-48
01/28/16	H	W, 65-54
02/27/16	A	W, 79-73
03/11/16	N	W, 69-41
01/12/17	A	W, 72-63
02/18/17	H	W, 94-69
01/26/18	A	W, 73-57
02/16/19	H	L, 53-59
01/09/20	A	W, 75-55
03/04/21	H	L, 49-72
03/05/21	H	W, 61-54

Maryland (Terrapins lead, 2-0)

H: 0-1	A: 0-0	N: 0-0
11/10/06	H	L, 76-80
12/05/07	A	L, 69-74

Maryville (Blue Raiders lead, 2-0)

H: 1-0	A: 1-0	N: 0-0
12/06/76	H	W, 116-46
12/18/76	A	W, 2-0

Memphis (Blue Raiders lead, 9-8)

H: 4-3	A: 4-4	N: 1-1
03/04/76	N	W, 75-52
03/04/77	A	L, 68-84
01/30/78	A	L, 86-101
03/03/78	N	L, 62-74
11/18/78	H	L, 81-91
01/30/79	H	W, 65-63
02/09/80	A	W, 68-63
01/26/81	H	L, 61-79
02/26/81	A	W, 70-66
12/01/92	A	W, 83-70
01/05/94	H	W, 74-72
11/25/96	H	L, 65-77
12/14/97	A	L, 75-102
03/11/99	A	L, 61-71
01/02/02	A	W, 82-80 (OT)

12/19/02	H	W, 89-83
11/11/12	H	W, 82-68

Memphis JV (Blue Raiders lead, 1-0)

H: 0-0	A: 1-0	N: 0-0
02/06/76	A	W, 77-35

Miami (Fla.) (Blue Raiders lead, 2-1)

H: 1-0	A: 1-1	N: 0-0
12/30/80	A	L, 74-80
11/15/13	A	W, 61-55
11/17/14	H	W, 53-48

Miami (Ohio) (Blue Raiders lead, 2-0)

H: 0-0	A: 0-0	N: 2-0
01/05/80	N	W, 73-49
12/29/80	N	W, 78-57

Michigan State (Spartans lead, 1-0)

H: 0-0	A: 0-1	N: 0-0
03/22/09	A	L, 59-60

Milwaukee (Panthers lead, 1-0)

H: 0-0	A: 0-0	N: 0-1
12/07/02	N	L, 60-62

Minnesota (Blue Raiders lead, 1-0)

H: 0-0	A: 1-0	N: 0-0
11/19/06	A	W, 79-61

Mississippi College (Blue Raiders lead, 1-0)

H: 1-0	A: 0-0	N: 0-0
12/02/88	H	W, 93-53

Mississippi State (Blue Raiders lead, 5-3)

H: 2-0	A: 0-0	N: 3-3
02/07/76	N	L, 73-78
11/18/77	H	W, 83-70
12/16/78	N	L, 0-2
02/04/83	N	W, 79-76 (OT)
11/28/87	N	W, 57-56
12/06/90	H	W, 69-49
03/21/10	N	L, 64-68
12/01/13	N	W, 62-48

Mississippi University for Women (Series tied, 1-1)

H: 0-0	A: 1-1	N: 0-0
02/06/76	A	L, 63-72
12/20/80	A	W, 89-71

Mississippi Valley State (Blue Raiders lead, 1-0)

H: 1-0	A: 0-0	N: 0-0
11/21/19	H	W, 101-51

Missouri (Tigers lead, 2-0)

H: 0-1	A: 0-0	N: 0-1
01/11/78	H	L, 65-81
12/20/96	N	L, 55-61

Missouri State (Blue Raiders lead, 2-0)

H: 1-0	A: 1-0	N: 0-0
12/17/15	H	W, 70-54
12/19/16	A	W, 71-52

Montevallo (Blue Raiders lead, 2-0)

H: 2-0	A: 0-0	N: 0-0
11/29/97	H	W, 87-67
11/27/99	H	W, 85-50

Morehead State (Blue Raiders lead, 44-7)

H: 24-3	A: 18-3	N: 2-1
01/17/77	H	W, 91-80
01/07/78	A	L, 89-94 (OT)
01/06/79	H	L, 67-74
12/04/79	H	L, 51-58
01/26/80	A	W, 70-61
01/03/81	H	W, 73-68
12/10/81	A	W, 67-64
02/25/82	H	W, 86-57
03/03/82	N	L, 62-66

12/17/82	A	W, 66-51
03/04/83	H	W, 81-53
03/10/83	N	W, 74-61
01/12/84	A	L, 53-56
02/16/84	H	W, 68-49
03/06/84	H	W, 65-47
01/12/85	H	W, 80-69
02/16/85	A	W, 86-72
01/18/86	A	W, 74-64
02/24/86	H	W, 71-57
03/05/86	H	W, 85-72
01/17/87	H	W, 90-73
02/23/87	A	W, 91-61
01/30/88	A	W, 72-66
02/15/88	H	W, 86-69
03/09/88	H	W, 83-56
01/23/89	H	W, 68-64
02/18/89	A	W, 77-72
01/27/90	A	W, 71-60
02/12/90	H	W, 85-78
01/21/91	A	W, 90-47
02/16/91	H	W, 67-63
01/25/92	H	W, 83-69
02/10/92	A	W, 81-76 (OT)
01/09/93	H	W, 79-49
02/20/93	A	L, 73-85
01/24/94	A	W, 88-71
02/26/94	H	W, 83-60
01/23/95	H	W, 84-70
02/25/95	A	W, 95-68
01/20/96	A	W, 108-74
02/19/96	H	W, 108-75
03/02/96	N	W, 99-73
01/06/97	A	W, 84-58
02/01/97	H	L, 78-81
01/24/98	A	W, 99-77
02/21/98	H	W, 91-54
01/21/99	H	W, 99-72
02/18/99	A	W, 91-66
01/08/00	A	W, 96-59
02/05/00	H	W, 80-74
03/16/17	H	W, 67-58

Morris Brown (Blue Raiders lead, 1-0)

H: 1-0	A: 0-0	N: 0-0
01/29/02	H	W, 90-39

Murray State (Blue Raiders lead, 44-13)

H: 24-3	A: 16-9	N: 4-1
12/04/75	H	W, 66-50
02/02/76	A	W, 55-44
02/07/76	N	W, 64-57
01/22/77	A	W, 79-52
02/11/77	H	W, 92-63
02/21/77	H	W, 90-53
01/23/78	A	W, 89-65
02/18/78	H	W, 92-73
01/22/79	H	W, 87-79 (OT)
02/17/79	A	L, 78-90
01/19/80	A	W, 80-62
02/14/80	H	W, 76-60
01/17/81	A	L, 72-73
02/12/81	H	W, 75-74
01/21/82	H	W, 90-67
02/18/82	A	W, 79-74
01/22/83	A	W, 75-68
02/19/83	H	W, 96-68
03/09/83	N	W, 84-73
01/27/84	H	W, 100-59
02/11/84	A	W, 84-67
01/28/85	A	W, 77-66
02/11/85	H	W, 87-69
01/11/86	H	W, 102-68
02/17/86	A	W, 87-71
01/10/87	A	L, 66-72
02/16/87	H	W, 101-83
03/04/87	N	W, 72-64
01/23/88	H	W, 74-70
02/29/88	A	L, 60-82
01/30/89	A	W, 71-68

02/11/89	H	W, 93-78
03/06/89	H	L, 66-73
01/20/90	H	L, 61-79
02/19/90	A	W, 71-65
03/05/90	N	L, 74-82
01/14/91	H	W, 95-72
02/23/91	A	L, 81-91
01/04/92	A	L, 69-72
02/01/92	H	W, 88-80
02/01/93	A	W, 96-63
03/01/93	H	W, 79-56
01/15/94	A	W, 80-69
02/09/94	H	L, 76-79
01/14/95	H	W, 105-60
02/13/95	A	W, 77-74
01/29/96	H	W, 68-51
02/24/96	A	L, 67-74
03/03/96	N	W, 70-63
12/17/96	H	W, 84-68
01/25/97	A	L, 61-72
01/03/98	H	W, 67-56
02/02/98	A	W, 62-49
01/04/99	A	W, 72-68
01/30/99	H	W, 58-48
01/27/00	A	L, 57-76
02/24/00	H	W, 76-63

NC State (Blue Raiders lead, 1-0)

H: 0-0	A: 0-0	N: 1-0
03/19/05	N	W, 60-58

Nevada (Blue Raiders lead, 1-0)

H: 0-0	A: 0-0	N: 1-0
11/28/16	N	W, 90-46

New Mexico State (Blue Raiders lead, 3-2)

H: 1-1	A: 2-1	N: 0-0
02/22/01	A	W, 77-70
01/10/02	A	L, 67-88
01/23/03	H	L, 63-73
01/29/04	A	W, 52-51
01/29/05	H	W, 65, 41

New Orleans (Blue Raiders lead, 13-1)

H: 5-0	A: 5-1	N: 3-0
01/27/01	H	W, 82-51
12/29/01	H	W, 77-54
01/18/03	A	L, 59-65
03/09/03	N	W, 69-55
01/24/04	H	W, 67-47
01/20/05	A	W, 59-51
03/04/05	N	W, 73-30
01/28/06	A	W, 90-41
01/13/07	A	W, 78-50
01/20/08	H	W, 80-61
01/24/09	A	W, 87-53
03/07/09	N	W, 82-47
12/30/09	A	W, 102-57
01/27/10	H	W, 78-60

Norfolk State (Blue Raiders lead, 1-0)

H: 1-0	A: 0-0	N: 0-0
11/29/03	N	W, 80-58

North Alabama (Blue Raiders lead, 2-0)

H: 1-0	A: 1-0	N: 0-0
02/06/82	H	W, 93-70
02/22/82	A	W, 81-53

North Carolina (Blue Raiders lead, 1-0)

H: 0-0	A: 0-0	N: 1-0
03/21/04	N	W, 67-62

North Dakota State (Series tied, 1-1)

H: 1-0	A: 0-1	N: 0-0
12/04/05	A	L, 58-65
01/02/07	H	W, 93-63

North Texas (Blue Raiders lead, 23-4)

H: 12-1	A: 9-2	N: 2-1
----------------	---------------	---------------

01/06/01	A	L, 72-85
03/03/01	N	L, 54-72
01/19/02	H	L, 72-74
02/06/03	A	W, 70-56
02/12/04	H	W, 64-55
03/07/04	N	W, 81-66
02/12/05	A	W, 64-49
03/06/05	A	W, 59-58 (OT)
02/08/06	A	L, 64-69
01/24/07	A	W, 70-56
01/26/08	H	W, 89-50
12/31/08	A	W, 72-52
02/15/09	H	W, 113-58
01/30/10	H	W, 119-51
03/07/10	N	W, 106-66
01/05/11	H	W, 83-63
02/02/12	A	W, 70-68
12/27/12	H	W, 66-64
01/24/13	A	W, 60-47
01/08/14	H	W, 86-42
02/14/15	H	W, 85-59
01/21/16	A	W, 76-52
01/07/17	H	W, 60-52
01/18/18	H	W, 56-48
01/26/19	H	W, 61-46
02/06/20	A	W, 80-60
03/05/20	H	W, 74-63

Northern Kentucky (Series tied, 1-1)

H: 0-0	A: 0-1	N: 1-0
01/04/80	A	L, 69-70
11/28/86	N	W, 70-69

Notre Dame (Fighting Irish lead, 1-0)

H: 0-0	A: 0-1	N: 0-0
03/23/04	A	L, 46-59

Ohio (Bobcats lead, 3-0)

H: 0-1	A: 0-2	N: 0-0
12/29/15	A	L, 49-72
11/30/16	H	L, 52-73
03/24/19	A	L, 57-59

Oklahoma (Sooners lead, 2-0)

H: 0-0	A: 0-1	N: 0-1
11/25/85	N	L, 75-83
11/19/08	A	L, 65-85

Oklahoma State (Cowgirls lead, 1-0)

H: 0-0	A: 0-0	N: 0-1
01/03/91	N	L, 70-88

Old Dominion (Blue Raiders lead series, 7-5)

H: 4-3	A: 2-2	N: 1-0
12/19/06	H	W, 86-71
11/10/07	A	L, 68-76
01/25/14	H	W, 62-49
01/22/15	A	W, 65-48
01/16/16	H	L, 58-61
03/12/16	N	W, 70-54
02/09/17	A	W, 80-63
03/03/18	H	W, 65-47
02/09/19	A	L, 65-70
01/02/20	H	L, 56-67
02/26/21	H	L, 57-74
02/27/21	H	W, 74-70

Ole Miss (Rebels lead, 14-6)

H: 4-3	A: 1-8	N: 1-3
12/14/78	N	L, 61-68
12/13/79	N	W, 69-63
01/08/82	A	L, 66-67
12/17/83	A	L, 72-84
01/31/85	H	L, 66-77
12/21/85	A	L, 80-95
01/03/87	H	L, 63-95
12/17/87	A	L, 63-77
01/02/91	N	L, 59-78
12/29/94	N	L, 56-103
11/24/95	H	W, 88-86

11/22/96	A	L, 60-94
11/15/97	H	L, 60-61
12/16/99	A	L, 44-76
12/06/00	A	L, 53-72
12/01/01	H	W, 74-64
11/23/14	A	W, 71-65
03/26/15	H	W, 82-70
11/22/15	H	W, 84-75
11/29/17	A	L, 56-65

Oral Roberts (Blue Raiders lead, 2-0)

H: 2-0	A: 0-0	N: 0-0
01/22/92	H	W, 83-76
12/10/93	H	W, 81-55

Oregon (Blue Raiders lead, 1-0)

H: 0-0	A: 0-0	N: 1-0
12/03/93	N	W, 79-74

Oregon State (Beavers lead, 1-0)

H: 0-0	A: 0-0	N: 0-1
03/23/14	N	L, 36-55

Penn State (Series tied, 1-1)

H: 0-0	A: 0-1	N: 1-0
12/18/05	N	W, 79-65
11/13/11	A	L, 49-65

Portland State (Vikings lead, 1-0)

H: 0-0	A: 0-0	N: 0-1
12/02/89	N	L, 64-69

Quinnipiac (Blue Raiders lead, 1-0)

H: 0-0	A: 0-0	N: 1-0
12/27/86	N	W, 89-59

Radford (Blue Raiders lead, 1-0)

H: 0-0	A: 0-0	N: 1-0
12/03/95	N	W, 84-73

Rice (Blue Raiders lead, 8-4)

H: 4-1	A: 1-1	N: 3-2
02/08/14	H	W, 65-54
02/12/15	H	W, 79-61
01/23/16	A	W, 61-60
03/10/16	N	W, 74-54
01/05/17	H	W, 71-61
03/09/17	N	W, 61-59
02/17/18	H	W, 51-41
03/08/18	N	L, 53-61
02/24/19	H	L, 47-60
03/16/19	N	L, 54-69
02/08/20	A	L, 60-77
03/13/21	N	W, 68-65

San Francisco (Dons lead, 2-0)

H: 0-0	A: 0-1	N: 0-1
11/26/89	N	L, 57-82
12/14/91	A	L, 54-70

San Jose State (Blue Raiders lead, 1-0)

H: 0-0	A: 0-0	N: 1-0
12/13/91	N	W, 88-54

Shorter (Hawks lead, 1-0)

H: 0-1	A: 0-0	N: 0-0
11/29/76	H	L, 69-73

Siena (Blue Raiders lead, 1-0)

H: 0-0	A: 0-0	N: 1-0
12/28/88	N	W, 103-62

South Alabama (Blue Raiders lead, 21-4)

H: 9-1	A: 9-1	N: 3-2
12/19/80	N	L, 50-51
01/09/82	N	W, 72-55
11/26/85	N	L, 63-79
01/13/01	H	L, 71-79
02/14/02	H	W, 71-66
01/16/03	A	L, 58-72



Series Records

01/22/04	H	W, 56-55
01/22/05	A	W, 63-46
01/19/06	A	W, 59-58
12/14/06	A	W, 93-58
02/03/07	H	W, 86-58
03/03/07	N	W, 79-52
12/22/07	A	W, 80-46
02/14/08	H	W, 66-46
01/04/09	A	W, 80-57
02/18/09	H	W, 90-64
03/09/09	N	W, 77-71
02/06/10	A	W, 100-52
02/21/10	H	W, 100-78
01/02/11	A	W, 67-59
02/05/11	H	W, 71-48
12/31/11	H	W, 60-39
01/21/12	A	W, 60-53
01/05/13	A	W, 60-39
02/20/13	H	W, 69-48

South Carolina (Blue Raiders lead, 2-1)

H: 1-0	A: 1-1	N: 0-0
03/12/86	A	W, 78-77 (OT)
12/16/02	A	L, 50-65
12/18/04	H	W, 69-56

South Carolina State (Blue Raiders lead, 2-0)

H: 1-0	A: 1-0	N: 0-0
12/14/02	A	W, 70-57
12/22/03	H	W, 76-54

South Dakota State (Jackrabbits lead, 5-4)

H: 3-2	A: 1-3	N: 0-0
01/03/05	H	L, 56-58
12/02/05	A	W, 79-72
11/13/06	H	L, 61-72
12/13/09	A	L, 61-87
11/28/10	H	W, 70-51
11/17/11	H	W, 59-49
12/01/12	A	L, 56-63
12/21/13	H	W, 59-44
12/15/14	A	L, 61-65

Southeastern Louisiana (Blue Raiders lead, 1-0)

H: 0-0	A: 0-0	N: 1-0
11/29/13	N	W, 81-57

Southeast Missouri (Blue Raiders lead, 16-4)

H: 7-2	A: 7-2	N: 2-0
01/11/92	H	W, 81-57
02/24/92	A	W, 82-67
01/30/93	A	W, 65-58
02/27/93	H	W, 75-65
01/17/94	A	W, 70-67
02/14/94	H	L, 64-68
03/05/94	N	W, 71-70
01/16/95	H	W, 73-64
02/11/95	A	W, 78-67
01/13/96	H	W, 78-64
02/12/96	A	L, 81-82
01/18/97	H	L, 73-74 (OT)
02/17/97	A	W, 78-63
01/10/98	A	W, 89-71
02/07/98	H	W, 95-67
01/07/99	H	W, 82-75
02/04/99	A	L, 73-76
12/04/99	H	W, 85-81
02/08/00	A	W, 67-58
02/29/00	N	W, 76-57

Southern (Blue Raiders lead, 1-0)

H: 0-0	A: 1-0	N: 0-0
12/03/82	A	W, 87-78

Southern Illinois (Blue Raiders lead, 3-1)

H: 2-0	A: 1-1	N: 0-0
11/26/95	H	W, 66-48
12/15/96	A	L, 72-91
01/28/03	A	W, 87-63
11/24/03	H	W, 76-62

Southern Indiana (Blue Raiders lead, 2-0)

H: 2-0	A: 0-0	N: 0-0
03/02/93	H	W, 89-77
12/11/93	H	W, 94-72

Southern Miss (Golden Eagles lead, 9-6)

H: 3-3	A: 1-4	N: 2-2
12/15/77	N	W, 82-75 (OT)
12/17/79	A	L, 65-77
02/05/14	A	L, 56-68
03/15/14	N	W, 84-55
01/15/15	H	L, 75-77
02/05/15	A	L, 65-70
03/13/15	N	L, 53-65
02/13/16	H	W, 74-44
01/26/17	A	L, 61-81
03/10/17	N	L, 54-59
01/20/18	H	L, 53-61
01/10/19	H	W, 66-49
01/25/20	A	W, 77-69
01/15/21	H	W, 78-58
01/16/21	H	L, 61-69

St. Bonaventure (Blue Raiders lead, 1-0)

H: 0-0	A: 0-0	N: 1-0
12/20/10	N	W, 58-53

TCU (Blue Raiders lead, 2-1)

H: 1-0	A: 0-1	N: 1-0
12/17/88	N	W, 70-53
12/29/19	H	W, 82-70
12/13/20	A	L, 77-83

Temple (Owls lead, 1-0)

H: 0-1	A: 0-0	N: 0-0
03/29/15	H	L, 57-69

Tennessee (Lady Vols lead, 15-0)

H: 0-4	A: 0-7	N: 0-4
03/06/76	N	L, 70-73
03/02/77	N	L, 66-87
01/17/78	H	L, 79-87
12/05/78	A	L, 63-87
11/26/79	H	L, 48-63
02/27/81	N	L, 47-66
03/14/84	A	L, 52-70
11/26/06	A	L, 64-88
12/13/07	A	L, 61-84
12/11/08	A	L, 52-81
11/25/09	H	L, 52-69
11/29/11	A	L, 43-82
11/28/12	A	L, 81-88 (OT)
11/08/13	H	L, 57-67
03/21/21	N	L, 62-87

Tennessee State (Blue Raiders lead, 33-10)

H: 17-4	A: 16-4	N: 0-2
01/14/80	A	W, 84-52
02/04/80	H	W, 69-55
12/08/80	H	W, 84-67
01/19/81	A	W, 80-65
12/05/81	H	W, 53-43
01/16/82	A	W, 71-66
11/26/82	H	W, 88-67
02/01/83	A	W, 77-68
01/31/87	A	W, 91-56
02/26/87	H	W, 111-64
02/05/88	A	W, 90-72
02/20/88	H	W, 91-61
01/09/89	H	W, 81-53
02/04/89	A	W, 81-61
01/15/90	A	L, 74-77
02/24/90	H	W, 67-53
01/28/91	H	W, 77-67
02/09/91	A	W, 63-62
01/18/92	A	W, 94-68
02/17/92	H	W, 99-69
01/13/93	H	L, 72-78
02/11/93	A	W, 105-103 (2OT)
01/19/94	H	L, 59-68

02/05/94	A	L, 80-86
03/06/94	N	L, 66-88
01/18/95	A	L, 56-68
02/18/95	H	L, 70-76
03/05/95	N	L, 71-83
01/16/96	H	W, 70-52
02/10/96	A	W, 73-60
01/08/97	H	W, 64-61
02/13/97	A	L, 79-82
01/17/98	H	W, 76-74
02/14/98	A	W, 80-78
01/14/99	A	W, 89-50
02/11/99	H	W, 81-79
02/23/99	H	L, 79-82
01/22/00	H	W, 84-66
02/19/00	A	W, 62-38
11/17/00	H	W, 90-68
11/16/01	A	W, 77-57
12/28/02	H	W, 83-62
12/15/03	A	W, 82-63
12/18/11	H	W, 94-53

Tennessee Tech (Blue Raiders lead, 43-39)

H: 28-10	A: 15-23	N: 0-6
01/17/76	H	L, 75-86
02/16/76	A	L, 58-99
03/06/76	N	L, 68-84
01/10/77	A	L, 67-97
02/05/77	H	W, 80-78
01/14/78	H	L, 81-88
02/15/78	A	L, 66-81
03/02/78	N	L, 68-96
01/13/79	A	L, 73-107
12/14/79	N	L, 68-71 (OT)
01/10/80	H	W, 72-57
02/07/80	A	L, 69-72
02/29/80	N	L, 70-72
01/08/81	A	W, 76-66
02/05/81	H	W, 81-78
02/28/81	N	L, 79-87
12/19/81	H	L, 67-81
01/30/82	A	L, 68-74
01/15/83	A	W, 74-72
02/12/83	H	W, 95-77
01/07/84	A	W, 70-66
03/03/84	H	W, 85-64
03/07/84	H	W, 71-64
01/07/85	H	W, 62-58
02/21/85	A	L, 86-92 (OT)
03/05/85	H	W, 67-61
01/06/86	A	L, 58-77
02/03/86	H	W, 72-69
03/06/86	H	W, 66-63
01/05/87	A	L, 74-78
02/02/87	H	W, 94-85
03/05/87	A	L, 67-71
01/09/88	H	W, 63-55
03/03/88	A	L, 79-83
03/10/88	H	W, 79-62
01/16/89	A	L, 65-74
02/25/89	H	W, 73-65
01/08/90	H	L, 49-71
02/03/90	A	L, 69-79
01/26/91	H	L, 58-64
02/11/91	A	L, 70-86
03/05/91	A	L, 59-84
01/20/92	A	L, 80-86
02/15/92	H	L, 92-93 (OT)
01/23/93	A	L, 72-91
02/15/93	H	W, 77-71
03/09/93	A	L, 73-80
01/29/94	H	W, 74-70
02/17/94	A	L, 74-83
01/28/95	H	L, 48-69
02/09/95	A	W, 66-63
01/11/96	A	W, 88-57
02/15/96	H	W, 75-64
01/11/97	H	L, 61-71
02/08/97	A	W, 71-65
02/28/97	N	L, 56-59



01/07/98	A	W, 59-56
01/14/98	H	L, 55-74
12/05/98	H	W, 74-63
01/12/99	A	L, 63-85
01/15/00	A	L, 60-77
02/12/00	H	W, 90-82
12/10/00	A	W, 87-74
12/09/01	H	L, 64-68 (OT)
11/25/02	A	W, 71-59
11/21/03	H	W, 65-52
12/09/04	A	L, 50-52
12/21/05	H	W, 74-46
11/29/06	A	W, 68-50
11/14/07	H	W, 89-62
12/28/08	A	W, 101-66
11/28/09	H	W, 76-39
12/01/10	A	W, 71-58
11/23/11	H	W, 74-55
11/20/12	A	W, 65-59 (OT)
01/02/14	H	W, 84-53
12/28/14	A	W, 98-76
12/20/15	H	W, 69-53
11/19/16	A	W, 73-62
11/14/17	H	W, 58-44
11/16/18	A	L, 64-68
11/21/19	H	W, 64-58

Texas Southern (Blue Raiders lead, 1-0)

H: 0-0	A: 0-0	N: 1-0
12/12/99	N	W, 76-55

Texas Tech (Red Raiders lead, 2-0)

H: 0-0	A: 0-0	N: 0-2
11/24/89	N	L, 61-76
03/21/05	N	L, 69-80

Tulane (Blue Raiders lead, 3-2)

H: 1-1	A: 2-1	N: 0-0
03/05/14	A	W, 64-52
12/03/16	H	W, 62-59
12/17/17	A	L, 44-62
11/14/19	A	W, 64-62
12/09/20	H	L, 78-81

Tulsa (Blue Raiders lead, 1-0)

H: 0-0	A: 1-0	N: 0-0
02/1/14	A	W, 67-57

Troy (Blue Raiders lead, 20-1)

H: 10-1	A: 9-0	N: 1-0
12/11/92	H	W, 88-65
02/19/94	A	W, 71-59
01/21/06	H	W, 91-60
01/06/07	H	W, 90-55
02/22/07	A	W, 68-60
01/17/08	A	W, 87-53
03/01/08	H	W, 61-50
03/08/08	N	W, 74-51
12/20/08	H	W, 82-46
02/11/09	A	W, 75-60
02/03/10	H	W, 84-51
02/17/10	A	W, 106-84
01/19/11	H	W, 103-52

02/17/11	A	W, 80-61
01/05/12	A	W, 72-66 (OT)
01/25/12	H	W, 82-52
02/10/13	H	L, 70-74 (OT)
02/28/13	A	W, 85-63
12/14/17	H	W, 73-57
12/04/18	A	W, 67-64
12/17/20	H	W, 92-76

UAB (Blue Raiders lead, 15-9)

H: 7-3	A: 7-4	N: 2-1
11/23/90	N	L, 68-76
12/29/97	H	W, 65-41
11/19/98	A	W, 73-63
11/19/99	H	L, 67-70 (OT)
11/28/00	A	L, 71-76
12/19/05	A	L, 69-71
01/18/14	A	W, 61-55
03/01/14	H	W, 68-58
03/13/14	N	W, 69-59
01/04/15	A	W, 76-68
02/28/15	H	L, 57-62
01/03/16	H	W, 68-40
02/21/16	A	W, 77-72
01/01/17	A	W, 64-61
02/26/17	H	W, 87-56
01/06/18	H	L, 51-59
02/22/18	A	L, 58-65
02/02/19	H	W, 60-44
02/23/19	A	L, 72-77 (OT)
03/15/19	N	W, 75-65
02/15/20	A	W, 62-52
02/20/20	H	L, 59-61
01/28/21	A	W, 81-78 (OT)
01/30/21	H	W, 95-68

UAH (Blue Raiders lead, 2-0)

H: 1-0	A: 1-0	N: 0-0
01/13/88	H	W, 92-45
02/03/88	A	W, 105-32

UALR (Blue Raiders lead, 18-7)

H: 9-1	A: 5-5	N: 4-1
01/08/01	H	W, 93-80
01/20/01	A	W, 77-61
01/26/02	A	W, 79-60
02/09/02	H	W, 81-63
01/11/03	H	W, 68-29
02/15/03	A	W, 69-52
01/17/04	A	L, 54-68
02/21/04	H	W, 71-54
01/13/05	H	W, 71-49
02/17/05	A	W, 62-54
01/14/06	A	L, 53-58
02/18/06	H	W, 65-58
01/20/07	A	W, 75-62
02/06/08	H	L, 53-66
03/10/08	N	W, 57-45
01/17/09	A	W, 67-62 (OT)
03/10/09	N	W, 74-54
01/09/10	A	L, 43-63
03/09/10	N	W, 70-68 (OT)
02/20/11	A	L, 61-69

02/12/12	H	W, 59-51
03/06/12	N	L, 70-71 (OT)
01/16/13	H	W, 65-56
02/16/13	A	L, 43-51
03/11/13	N	W, 53-48

UCF (Blue Raiders lead, 5-0)

H: 2-0	A: 3-0	N: 0-0
12/22/00	A	W, 71-69
11/15/09	H	W, 78-53
12/07/10	A	W, 77-73
12/16/13	A	W, 63-51
12/20/14	H	W, 79-57

ULM (Blue Raiders lead, 10-0)

H: 4-0	A: 5-0	N: 1-0
12/17/06	H	W, 103-89
02/07/07	A	W, 83-70
01/24/08	A	W, 64-61
01/31/09	H	W, 91-75
01/20/10	A	W, 74-55
02/02/11	H	W, 87-58
02/23/12	A	W, 67-53
02/02/13	A	W, 66-48
02/23/13	H	W, 74-53
03/09/13	N	W, 59-56

UMKC (Blue Raiders lead, 1-0)

H: 0-0	A: 1-0	N: 0-0
12/30/93	A	W, 73-68

UNC Asheville (Blue Raiders lead, 6-0)

H: 3-0	A: 3-0	N: 0-0
01/13/89	A	W, 88-50
01/13/90	H	W, 90-61
12/12/98	A	W, 77-63
12/21/99	H	W, 74-61
11/26/17	A	W, 72-57
12/20/18	H	W, 67-46

UNC Wilmington (Blue Raiders lead, 1-0)

H: 0-0	A: 0-0	N: 1-0
11/11/11	N	W, 79-60

UNCG (Blue Raiders lead, 1-0)

H: 0-0	A: 0-0	N: 1-0
12/21/00	N	W, 69-66

Union (Tenn.) (Blue Raiders lead, 6-3)

H: 2-1	A: 3-2	N: 1-0
01/13/76	H	L, 76-83
02/28/76	A	W, 95-94
01/15/77	H	W, 91-88
02/28/77	A	L, 90-93 (OT)
12/10/77	A	W, 80-69
01/09/78	A	W, 92-84
11/30/78	A	L, 80-91
01/15/79	H	W, 67-60
12/16/83	N	W, 74-62

UNLV (Blue Raiders lead, 2-0)

H: 0-0	A: 2-0	N: 0-0
12/06/97	A	W, 85-82 (OT)

Versus Conferences

America East	1-2
American Athletic	5-3
Atlantic Coast	9-16
Atlantic Sun	10-0
Atlantic 10	7-5
Big East	5-5
Big Sky	0-1
Big South	7-0
Big 10	6-5
Big 12	2-12
Colonial	4-2

Conference USA	136-58
Horizon	3-1
Ivy League	1-1
Metro Atlantic	2-2
Mid-American	13-5
Mid-Eastern Athletic	4-0
Missouri Valley	7-1
Mountain West	3-2
Northeast	3-1
Ohio Valley	313-107
Pac-12	4-4
Patriot	2-0

Southeastern	36-88
Southern	21-24
Southland	3-0
Southwestern Athletic	6-2
Summit League	8-6
Sun Belt	213-65
TransAmerica Athletic	7-0
West Coast	1-3
Western Athletic	2-1
Other	55-13



Series Records

11/25/18 A W, 66-62

USC (Trojans lead, 1-0)

H: 0-0 **A: 0-0** **N: 0-1**
12/19/17 N L, 57-72

USF (Blue Raiders lead, 3-1)

H: 2-1 **A: 1-0** **N: 0-0**
01/12/90 H W, 79-64
11/12/04 H L, 62-70
11/14/10 H W, 71-59
12/18/13 A W, 68-62

Utah (Utes lead, 2-0)

H: 0-0 **A: 0-0** **N: 0-2**
12/14/78 N L, 74-82
03/18/06 N L, 71-76

UT-Arlington (Blue Raiders lead, 2-0)

H: 1-0 **A: 0-0** **N: 1-0**
12/16/88 N W, 73-62
12/04/93 A W, 87-66

UTEP (Blue Raiders lead, 9-1)

H: 4-0 **A: 3-1** **N: 2-0**
01/15/14 H W, 69-58
01/31/15 H W, 74-53
01/07/16 A L, 73-84
02/04/17 H W, 76-53
01/13/18 A W, 54-45
01/17/19 A W, 79-49
03/14/19 N W, 66-44
01/30/20 H W, 79-60
02/22/20 A W, 92-80
03/12/21 N W, 74-58

UT Martin (Blue Raiders lead, 31-4)

H: 14-1 **A: 14-3** **N: 3-0**
01/24/76 H W, 91-66
02/24/76 A W, 81-76
03/04/76 N W, 87-79
03/02/77 N W, 69-67
01/31/78 A W, 89-61
03/01/78 A W, 70-54
02/21/79 A W, 73-69
02/02/80 H W, 63-49
02/16/81 A W, 75-62
01/24/83 A W, 75-68
02/21/83 H W, 86-65
01/23/84 H W, 76-55
02/07/84 A W, 86-79
01/10/85 A W, 95-55
02/14/85 H W, 80-64
01/16/92 A W, 90-69
02/03/92 H W, 110-66
01/18/93 A W, 76-54
02/08/93 H W, 81-73
01/03/94 A W, 83-65
01/31/94 H W, 84-60
01/05/95 H W, 105-96
01/30/95 A W, 95-89
01/27/96 H W, 96-78
02/26/96 A W, 76-70
01/27/97 A W, 76-36
02/22/97 H W, 68-50
01/05/98 H L, 32-57
01/31/98 A L, 71-83
03/01/98 N W, 59-58
01/02/99 A L, 70-90
01/28/99 H W, 88-71
01/29/00 A L, 70-73
02/26/00 H W, 78-77
12/05/01 H W, 73-55

UTSA (Blue Raiders lead, 7-0)

H: 4-0 **A: 3-0** **N: 0-0**
01/22/14 H W, 60-41
01/29/15 H W, 73-53
01/09/16 A W, 74-63
02/02/17 H W, 77-63

01/11/18 A W, 62-47
01/17/19 A W, 72-52
02/01/20 H W, 69-48

Vanderbilt (Blue Raiders lead, 12-8)

H: 5-3 **A: 6-5** **N: 1-0**
12/01/76 H W, 91-26
02/13/77 A W, 89-41
12/11/78 H W, 69-67
02/26/79 A W, 74-70
11/24/79 A W, 67-66
02/28/80 N W, 76-57
12/06/80 H L, 88-89
02/03/82 A W, 76-71
01/19/83 A W, 86-81
02/16/83 H W, 73-66 (OT)
01/17/84 H L, 60-66
01/31/84 A L, 67-83
01/06/88 A L, 67-70
12/06/88 H W, 81-73
02/15/90 A L, 70-88
02/06/91 H L, 66-79
01/30/92 A L, 61-90
03/18/12 A L, 46-60
11/10/17 A W, 65-54
11/09/18 H W, 65-58

VCU (Blue Raiders lead, 1-0)

H: 1-0 **A: 0-0** **N: 0-0**
12/18/19 H W, 86-63

Virginia (Cavaliers lead, 3-0)

H: 0-1 **A: 0-2** **N: 0-0**
01/02/06 A L, 63-79
11/13/15 H L, 66-70
11/11/16 A L, 51-63

Wagner (Series tied, 1-1)

H: 0-0 **A: 1-1** **N: 0-0**
12/29/88 A L, 75-80 (OT)
12/29/92 A W, 73-53

Wake Forest (Blue Raiders lead, 1-0)

H: 1-0 **A: 0-0** **N: 0-0**
03/09/17 H W, 73-66

West Virginia (Series tied, 1-1)

H: 0-0 **A: 0-0** **N: 1-1**
12/28/84 N W, 93-67
12/21/96 N L, 60-77

Western Carolina (Series tied, 2-2)

H: 2-1 **A: 0-1** **N: 0-0**
12/06/91 H W, 76-65
12/02/07 H L, 71-77
03/19/08 H W, 104-69
12/07/08 A L, 59-68

Western Kentucky (Blue Raiders lead, 37-31)

H: 22-8 **A: 12-21** **N: 3-2**
02/26/77 H W, 89-81
01/28/78 H W, 74-70
02/25/78 A L, 63-83
01/27/79 A W, 86-79
02/24/79 H W, 82-63
12/03/79 H W, 54-49
01/24/80 H W, 60-46
02/21/80 A W, 56-53
01/22/81 A L, 76-77
02/19/81 H L, 88-94
01/14/82 A L, 63-67
02/13/82 H W, 69-62
12/08/82 H W, 71-64
12/30/83 A L, 69-72
03/17/85 N L, 83-90
12/09/85 A L, 78-103
12/02/86 H L, 71-78
12/09/87 A L, 51-83
02/07/89 H L, 64-77
02/28/90 A L, 64-80

01/15/93 H L, 77-97
11/29/98 A L, 62-83
02/01/01 A W, 85-83
02/24/01 H W, 75-70
01/17/02 H L, 66-71
02/22/02 A L, 62-66
01/04/03 H W, 74-62
03/01/03 A L, 73-84
03/11/03 A L, 83-86
02/05/04 H L, 68-70 (2OT)
02/26/04 A L, 71-79
03/09/04 A W, 79-57
02/03/05 A L, 67-71 (OT)
02/24/05 H W, 79-55
03/07/05 N W, 65-61
01/08/06 H W, 68-63
02/25/06 A L, 63-70
03/07/06 H W, 84-73
12/27/06 H W, 76-62
02/11/07 A W, 78-63
01/03/08 A L, 81-85
02/17/08 H W, 68-60
03/11/08 N L, 49-65
01/14/09 A W, 68-56
03/01/09 H W, 87-61
12/20/09 H W, 68-54
01/24/10 A W, 88-63
03/08/10 N W, 76-63
02/09/11 A W, 72-66
02/27/11 H W, 64-56
02/08/12 H W, 67-64
02/26/12 A W, 77-62
03/04/12 N W, 65-57
01/27/13 H W, 79-57
03/02/13 A W, 71-54
02/21/15 A L, 60-63
01/30/16 H W, 83-75
02/25/16 A L, 51-62
01/15/17 A L, 51-66
02/16/17 H L, 75-82
01/04/18 A L, 43-57
02/15/18 H L, 60-76
02/14/19 H W, 81-69
03/07/19 A L, 56-67
01/11/20 A L, 63-71
02/29/20 H W, 108-103 (2OT)
01/22/21 A W, 75-65
01/23/21 A W, 77-60

Wichita State (Blue Raiders lead, 1-0)

H: 0-0 **A: 0-0** **N: 1-0**
11/30/90 N W, 63-44

Wisconsin (Blue Raiders lead, 2-0)

H: 0-0 **A: 0-0** **N: 2-0**
11/29/86 N W, 69-56
11/27/04 N W, 77-74

Wright State (Blue Raiders lead, 1-0)

H: 0-0 **A: 0-0** **N: 1-0**
11/30/13 N W, 69-62

Xavier (Blue Raiders lead, 7-4)

H: 3-1 **A: 4-1** **N: 0-2**
12/05/97 N L, 62-78
12/15/00 N L, 89-92
12/23/01 A W, 68-60
12/03/03 A W, 67-65
01/06/05 H W, 64-58
12/03/09 A L, 63-80
12/09/10 H L, 52-65
12/09/11 A W, 65-49
12/06/12 H W, 63-48
12/07/14 H W, 90-68
12/06/15 A W, 62-53

Yale (Blue Raiders lead, 1-0)

H: 0-0 **A: 0-0** **N: 1-0**
12/28/92 N W, 66-50



Opponent	First Meeting	Last Meeting	Record
Akron	01/24/84	02/07/87	8-0
Alabama	12/03/77	11/27/15	2-8
Appalachian State	12/31/94	12/31/94	1-0
Arizona	11/25/07	11/28/08	2-0
Arizona State	11/14/14	12/01/19	0-3
Arkansas	02/05/83	11/20/14	0-5
Arkansas State	12/01/90	03/22/15	19-6
Auburn	12/04/85	11/29/19	1-4
Austin Peay	01/24/77	12/17/17	60-9
Ball State	03/19/15	03/15/18	1-1
Belmont	11/13/79	12/06/20	16-3
Berry	12/17/77	12/17/77	0-1
Blue Mountain	12/16/77	12/16/77	1-0
Brown	01/04/91	01/04/91	0-1
Bucknell	11/25/89	11/25/89	1-0
Canisius	12/20/17	12/20/17	1-0
Central Michigan	12/04/87	12/28/16	2-1
Central Missouri	12/15/79	12/15/79	0-1
Charlotte	02/22/14	02/06/21	10-1
Chattanooga	01/07/76	12/29/18	26-17
Chicago State	12/17/03	12/17/03	1-0
Cincinnati	12/29/84	12/29/04	1-5
Clemson	12/18/80	12/03/14	4-1
Coppin State	12/05/17	12/05/17	1-0
Cumberland (Tenn.)	12/11/86	12/13/90	2-0
Dartmouth	11/24/18	11/24/18	1-0
Denver	01/18/01	02/04/12	12-3
Duke	03/14/98	03/14/98	0-1
East Carolina	02/26/14	11/06/19	2-0
Eastern Illinois	12/01/89	01/18/00	5-5
Eastern Kentucky	02/13/78	11/26/06	36-13
Erskine	11/14/98	11/14/98	1-0
ETSU	01/19/76	11/26/11	18-3
Evansville	12/08/84	12/11/85	2-0
Fairleigh Dickinson	12/30/94	12/30/94	1-0
FIU	01/11/01	01/09/21	32-9
Florida Atlantic	11/19/04	01/02/21	27-1
Florida State	11/26/83	03/19/16	1-2
Fordham	12/30/18	12/30/18	0-1
Furman	01/15/97	11/24/19	3-2
Georgia	11/23/84	03/20/11	1-12
Georgia Southern	12/15/95	11/25/05	3-0
Georgia State	11/27/87	11/29/18	7-0
Georgia Tech	12/03/10	12/03/17	0-5
Gonzaga	03/17/07	11/30/19	1-1
Hawaii	12/23/96	12/23/96	0-1
Hiwassee JC	12/13/75	01/10/76	0-2
Houston	12/19/91	11/19/07	3-5
Indiana	12/05/87	11/22/08	2-2
Iowa	11/14/12	11/14/12	0-1
IUPUI	03/21/19	03/21/19	1-0
Jackson State	12/28/80	12/10/94	3-2
James Madison	12/12/10	11/20/11	1-1
Kansas	03/16/88	03/16/96	0-2
Kansas State	12/17/01	12/21/10	1-2
Kennesaw State	01/04/88	12/12/13	3-0
Kentucky	11/18/77	11/10/19	5-16
Lafayette	11/15/08	11/15/08	1-0
Lambuth	12/10/75	02/27/76	2-0
Louisiana Tech	03/17/83	03/11/21	8-6
Lipscomb	11/23/81	12/20/20	13-0
Louisiana	02/17/01	01/19/13	19-0
Louisville	12/12/92	12/09/17	1-6
LSU	12/04/82	11/18/09	2-3
Maine	12/28/86	11/18/06	1-2
Manhattan	11/28/03	11/28/03	0-1
Marist	03/19/07	03/19/07	0-1
Marshall	02/19/14	03/05/21	10-2
Maryland	11/10/06	12/05/07	0-2
Maryville	12/06/76	12/18/76	2-0
Memphis	03/04/76	11/11/12	9-8
Memphis JV	02/06/76	02/06/76	1-0
Miami (Fla.)	12/30/80	11/17/14	2-1
Miami (Ohio)	01/05/80	12/29/80	2-0
Michigan State	03/22/09	03/22/09	0-1
Milwaukee	12/07/02	12/07/02	0-1
Minnesota	11/19/06	11/19/06	1-0
Mississippi College	12/02/88	12/02/88	1-0
Mississippi State	02/07/76	12/01/13	5-3
Mississippi University for Women	02/06/76	12/20/80	1-1
Mississippi Valley State	11/21/18	11/21/18	1-0
Missouri	01/11/78	12/20/96	0-2
Missouri State	12/17/15	12/19/16	2-0
Montevallo	11/29/97	11/27/99	2-0

Opponent	First Meeting	Last Meeting	Record
Morehead State	01/17/77	03/16/17	44-7
Morris Brown	01/29/02	01/29/02	1-0
Murray State	12/04/75	02/24/00	44-13
NC State	03/19/05	03/19/05	1-0
Nevada	11/28/15	11/28/15	1-0
New Mexico State	02/22/01	01/29/05	3-2
New Orleans	01/27/01	01/27/10	13-1
Norfolk State	11/29/03	11/29/03	1-0
North Alabama	02/06/82	02/22/82	2-0
North Carolina	03/21/04	03/21/04	1-0
North Dakota State	12/04/05	01/02/07	1-1
North Texas	01/06/01	03/05/20	22-4
Northern Kentucky	01/04/80	11/28/86	1-1
Notre Dame	03/23/04	03/23/04	0-1
Ohio	12/29/15	03/24/19	0-3
Oklahoma	11/25/85	11/19/08	0-2
Oklahoma State	01/03/91	01/03/91	0-1
Ole Miss	12/14/78	11/29/17	6-14
Old Dominion	12/19/06	02/27/21	7-5
Oral Roberts	01/22/92	12/10/93	2-0
Oregon	12/03/93	12/03/93	1-0
Oregon State	03/23/14	03/23/14	1-0
Penn State	12/18/05	11/13/11	1-1
Portland State	12/02/89	12/02/89	0-1
Quinnipiac	12/27/86	12/27/86	1-0
Radford	12/03/95	12/03/95	1-0
Rice	02/08/14	03/13/21	8-4
San Francisco	11/26/89	12/14/91	0-2
San Jose State	12/13/91	12/13/91	1-0
Shorter	11/29/76	11/29/76	0-1
Siena	12/28/88	12/28/88	1-0
South Alabama	12/19/80	02/20/13	21-4
South Carolina	03/12/86	12/18/04	2-1
South Carolina State	12/14/02	12/22/03	2-0
South Dakota State	01/03/05	12/15/14	4-5
Southeast Missouri	01/11/92	02/29/00	16-4
Southeastern Louisiana	11/29/13	11/29/13	1-0
Southern	12/03/82	12/03/82	1-0
Southern Illinois	11/26/95	11/24/03	3-1
Southern Indiana	03/02/93	12/11/93	2-0
Southern Miss	12/15/77	01/16/21	6-9
St. Bonaventure	12/20/10	12/20/10	1-0
TCU	12/17/88	12/13/20	2-1
Temple	03/29/15	03/29/15	0-1
Tennessee	03/06/76	03/21/21	0-15
Tennessee State	01/14/80	12/18/11	34-10
Tennessee Tech	01/17/76	11/21/19	43-39
Texas Southern	12/12/99	12/12/99	1-0
Texas Tech	11/24/89	03/21/05	0-2
Troy	12/11/92	12/17/20	20-1
Tulane	03/05/14	12/09/20	3-2
Tulsa	02/01/14	02/01/14	1-0
UAB	11/23/90	01/30/21	15-9
UAH	01/13/88	02/03/88	2-0
UALR	01/08/01	03/11/13	18-7
UCF	12/22/00	12/20/14	5-0
ULM	12/17/06	03/09/13	10-0
UMKC	12/30/93	12/30/93	1-0
UNC Asheville	01/13/89	12/20/18	6-0
UNC Wilmington	11/11/11	11/11/11	1-0
UNCG	12/21/00	12/21/00	1-0
Union (Tenn.)	01/13/76	12/16/83	6-3
UNLV	12/06/97	11/25/18	2-0
USC	12/19/17	12/19/17	0-1
USF	01/12/90	12/18/13	3-1
Utah	12/14/78	03/18/06	0-2
UT-Arlington	12/16/88	12/04/93	2-0
UTEP	01/15/14	03/12/21	9-1
UT Martin	01/24/76	12/05/01	31-4
UTSA	01/22/14	02/01/20	7-0
Vanderbilt	12/01/76	11/09/18	12-8
VCU	12/18/19	12/18/19	1-0
Virginia	01/02/06	11/11/16	0-3
Wagner	12/29/88	12/29/92	1-1
Wake Forest	03/19/17	03/19/17	1-0
West Virginia	12/28/84	12/21/96	1-1
Western Carolina	12/06/91	12/07/08	2-2
Western Kentucky	02/26/77	01/23/21	37-31
Wichita State	11/30/90	11/30/90	1-0
Wisconsin	11/29/86	12/27/04	2-0
Wright State	11/30/13	11/30/13	1-0
Xavier	12/05/97	12/06/15	7-4
Yale	12/28/92	12/28/92	1-0
Youngstown State	01/19/84	02/22/88	10-0

TOTAL

943-437



Miscellaneous Records

100 Point Games

Date	Opponent	Result
12/06/76	Maryville	W, 116-46
12/18/76	Chattanooga	W, 101-63
01/30/78	at Memphis	L, 86-101
01/13/79	at Tennessee Tech	L, 73-107
01/27/84	Murray State	W, 100-59
12/03/84	at Belmont	W, 105-60
02/25/85	Akron	W, 108-45
12/02/85	at Georgia	L, 58-108
12/09/85	at WKU	L, 78-103
12/11/85	Evansville	W, 106-71
01/11/86	Murray State	W, 102-68
02/16/87	Murray State	W, 101-83
02/21/87	at Eastern Kentucky	W, 104-63
02/26/87	Tennessee State	W, 111-64
11/27/87	at Georgia State	W, 101-80
02/03/88	at Alabama-Huntsville	W, 105-32
12/28/88	vs. Siena	W, 103-62
02/13/89	Austin Peay	W, 107-73
12/07/91	Alabama	L, 69-101
01/13/92	Austin Peay	W, 107-60
02/03/92	UT-Martin	W, 110-66
02/11/93	at Tennessee State	W, 105-103
02/25/93	at Austin Peay	W, 100-71
12/29/94	vs. Mississippi	L, 56-103
12/30/94	vs. Fairleigh Dickinson	W, 107-71
01/05/95	UT-Martin	W, 105-96
01/14/95	Murray State	W, 105-60
12/15/95	vs. Georgia Southern	W, 101-90
01/20/96	at Morehead State	W, 108-74
02/19/96	Morehead State	W, 108-75
12/14/97	at Memphis	L, 75-102
12/17/06	ULM	W, 103-59
03/19/08	Western Carolina	W, 104-69
12/28/08	at Tennessee Tech	W, 101-66
02/15/09	North Texas	W, 113-58
12/30/09	at New Orleans	W, 102-57
01/30/10	North Texas	W, 119-51
02/06/10	at South Alabama	W, 100-52
02/17/10	at Troy	W, 106-84
02/21/10	South Alabama	W, 100-78
02/24/10	at FIU	W, 101-58
03/07/10	vs. North Texas	W, 106-66
01/19/11	Troy	W, 103-52
01/07/12	Louisiana	W, 104-53
01/10/15	at Florida Atlantic	W, 101-69
11/21/18	Mississippi Valley	W, 101-51
02/29/20	WKU	W, 108-103
Overall		40-7

One-Point Games

Date	Opponent	Result
12/13/75	Hiwassee JC	L, 70-71
02/28/76	at Union (Tenn.)	W, 95-94
12/02/78	Chattanooga	L, 59-60 (OT)
02/08/79	at Eastern Kentucky	L, 84-85
11/24/79	at Vanderbilt	W, 67-66
01/04/80	at Northern Kentucky	L, 69-70
01/21/80	at Chattanooga	W, 77-76
12/06/80	Vanderbilt	L, 88-89
12/19/80	vs. South Alabama	L, 50-51
01/17/81	at Murray State	L, 72-73
01/22/81	at WKU	L, 76-77
02/12/81	Murray State	W, 75-74
01/08/82	at Mississippi	L, 66-67
02/05/82	at Arkansas	L, 72-73
11/28/86	vs. Northern Kentucky	W, 70-69
03/12/86	at South Carolina	W, 78-77
11/28/87	vs. Mississippi State	W, 57-56
01/16/88	at Youngstown State	W, 74-73
02/18/91	Eastern Kentucky	W, 81-80
12/12/92	Louisville	L, 70-71
03/05/94	vs. Southeast Missouri	W, 71-70
02/12/96	at Southeast Missouri	L, 81-82
02/25/97	at Austin Peay	W, 60-59
11/15/97	Mississippi	L, 60-61
03/01/98	vs. UT-Martin	W, 59-58
02/26/00	UT-Martin	W, 78-77
12/17/01	Kansas State	L, 53-54

01/29/04	at New Mexico State	W, 52-51
03/06/05	at North Texas	W, 59-58
01/12/06	at Arkansas State	W, 66-65
01/19/06	at South Alabama	W, 59-58
01/26/06	Louisiana	W, 69-68
11/19/07	at Houston	W, 69-68
03/06/12	vs. UALR	L, 70-71 (OT)
01/23/16	at Rice	W, 61-60
12/22/16	Georgia Tech	L, 60-61
02/25/18	at Charlotte	W, 54-53
12/01/19	vs. Arizona State	L, 60-61
Overall		21-17

Overtime Games

Date	Opponent	Result
02/28/77	at Union (Tenn.)	L, 90-93
12/15/77	vs. Southern Miss	W, 82-75
01/07/78	at Morehead State	L, 89-94
12/02/78	Chattanooga	L, 59-60
01/22/79	Murray State	W, 87-79
12/14/79	vs. Tennessee Tech	L, 68-71
02/12/80	Chattanooga	L, 57-61
12/18/82	at Eastern Kentucky	W, 72-69
02/04/82	vs. Mississippi State	W, 79-76
02/16/82	Vanderbilt	W, 73-66
01/26/84	Austin Peay	W, 84-76
01/19/85	at Youngstown State	W, 91-81
02/21/85	at Tennessee Tech	L, 86-92
03/12/86	at South Carolina	W, 78-77
12/29/88	at Wagner	L, 75-80
02/10/92	at Morehead State	W, 81-76
02/15/92	Tennessee Tech	L, 92-93
02/11/93	at Tennessee State	W, 105-103 (20T)
01/15/97	at Furman	L, 86-95 (30T)
01/18/97	Southeast Missouri	L, 73-74
01/23/97	at Austin Peay	L, 66-70
12/06/97	at UNLV	W, 85-82
01/26/98	at Eastern Kentucky	L, 79-80
11/20/01	at Georgia	L, 72-77
12/09/01	Tennessee Tech	L, 64-68
01/02/02	at Memphis	W, 82-80
01/08/04	Alabama	W, 65-61
02/05/04	WKU	L, 68-70 (20T)
02/03/05	at WKU	L, 67-71
03/06/05	at North Texas	W, 59-58
02/23/08	at Florida Atlantic	W, 89-84
03/21/08	at Kentucky	L, 66-68
01/17/09	at UALR	W, 67-62
03/09/10	vs. UALR	W, 70-68
01/05/12	at Troy	W, 72-66
03/06/12	vs. UALR	L, 70-71
11/14/12	at Iowa	L, 63-69
11/20/12	at Tennessee Tech	W, 65-59
11/28/12	at Tennessee	L, 81-88
02/10/13	Troy	L, 70-74
01/15/14	Southern Miss	L, 75-77
02/05/15	Southern Miss	L, 65-70
02/21/16	at UAB	W, 77-72
02/23/19	at UAB	L, 72-77
02/29/20	WKU	W, 108-103 (2 OT)
01/28/21	at UAB	W, 81-78
Overall		22-24

Home Openers

Date	Opponent	Result
12/04/75	Murray State	W, 66-50
11/29/76	Shorter	L, 69-73
11/18/77	Mississippi State	W, 83-70
11/17/78	Kentucky	W, 90-87
11/26/79	Tennessee	L, 48-63
12/01/80	Belmont	W, 77-75
12/05/81	Tennessee State	W, 54-43
11/26/82	Tennessee State	W, 88-67
11/28/83	Belmont	W, 87-40
11/23/84	No. 1 Georgia	L, 73-84
12/07/85	Chattanooga	W, 93-68
12/02/86	WKU	L, 71-78
01/02/87	Lipscomb	W, 92-68
12/02/88	Mississippi College	W, 93-53
11/28/89	Lipscomb	W, 95-87
12/06/90	Mississippi State	W, 69-49

11/24/91	Georgia State	W, 84-61
12/11/92	Troy	W, 88-65
11/28/93	Florida State	W, 66-43
11/27/94	No. 18 Georgia	L, 71-95
11/24/95	No. 20 Mississippi	W, 88-86
11/25/96	Memphis	L, 65-77
11/15/97	Mississippi	L, 60-61
11/14/98	Erskine	W, 88-46
11/19/99	UAB	L, 67-70
11/17/00	Tennessee State	W, 90-68
11/20/01	Cincinnati	L, 63-65
12/02/02	ETSU	W, 95-70
11/21/03	Tennessee Tech	W, 65-52
11/12/04	USF	L, 62-70
11/22/05	Houston	W, 62-35
11/10/06	No. 1 Maryland	L, 76-80
11/14/07	Tennessee Tech	W, 89-62
11/15/08	Lafayette	W, 85-47
11/15/09	UCF	W, 78-53
11/14/10	USF	W, 74-60
11/17/11	South Dakota State	W, 59-49
11/09/12	Kennesaw State	W, 87-45
11/08/13	No. 4 Tennessee	L, 57-67
11/17/14	Miami (Fla)	W, 53-48
11/13/15	Virginia	L, 66-70
11/16/16	Louisville	L, 72-91
11/14/17	Tennessee Tech	W, 58-44
11/09/18	Vanderbilt	W, 65-58
11/10/19	Kentucky	L, 52-67
12/06/20	Belmont	L, 64-70
Overall		30-16

Season Openers

Date	Opponent	Result
12/04/75	Murray State	W, 66-50
11/29/76	Shorter	L, 69-73
11/18/77	Mississippi State	W, 83-70
11/17/78	Kentucky	W, 90-87
11/13/79	at Belmont	W, 73-70
12/01/80	Belmont	W, 77-75
11/23/81	at Lipscomb	W, 95-60
11/26/82	Tennessee State	W, 88-67
11/26/83	at Florida State	L, 67-75
11/23/84	No. 1 Georgia	L, 73-84
11/25/85	vs. No. 23 Oklahoma	L, 75-83
11/28/86	vs. Northern Kentucky	W, 70-69
11/27/87	at Georgia State	W, 101-80
11/29/88	at Chattanooga	W, 78-67
11/24/89	vs. Texas Tech	L, 61-76
11/23/90	vs. UAB	L, 68-76
11/24/91	Georgia State	W, 84-61
12/01/92	at Memphis	W, 83-70
11/28/93	Florida State	W, 66-43
11/27/94	No. 18 Georgia	L, 71-95
11/24/95	No. 20 Mississippi	W, 88-86
11/22/96	at Mississippi	L, 60-94
11/15/97	Mississippi	L, 60-61
11/14/98	Erskine	W, 88-46
11/19/99	UAB	L, 67-70
11/17/00	Tennessee State	W, 90-68
11/16/01	at Tennessee State	W, 77-57
11/25/02	at Tennessee Tech	W, 71-59
11/21/03	Tennessee Tech	W, 65-52
11/12/04	USF	L, 62-70
11/18/05	at Chattanooga	L, 66-76
11/10/06	#1/1 Maryland	L, 76-80
11/10/07	at Old Dominion	L, 68-76
11/15/08	Lafayette	W, 85-47
11/15/09	UCF	W, 78-53
11/14/10	USF	W, 74-60
11/11/11	vs. UNC Wilmington	W, 79-60
11/09/12	Kennesaw State	W, 87-45
11/08/13	No. 4 Tennessee	L, 57-67
11/14/14	Arizona State	L, 67-81
11/13/15	Virginia	L, 66-70
11/11/16	at Virginia	L, 51-63
11/10/17	at Vanderbilt	W, 65-54
11/09/18	Vanderbilt	W, 65-58
11/06/19	at East Carolina	W, 68-66
12/06/20	Belmont	L, 64-70
Overall		28-18

CHRISSY GIVENS



- Associated Press Second Team, 2007
- United States Basketball Writers Association, 2007

AMBER HOLT



- Associated Press Third Team, 2008
- United States Basketball Writers Association, 2008
- CBSSports.com First Team, 2008
- State Farm/WBCA Honorable Mention, 2008

THE ONLY ALL-AMERICANS IN PROGRAM HISTORY HAVE SUITED UP FOR THE BLUE RAIDERS UNDER RICK INSELL. IN EACH OF THE LAST FIVE SEASONS, A MIDDLE TENNESSEE PLAYER HAS BEEN SELECTED TO AT LEAST ONE ALL-AMERICAN TEAM.

ALYSHA CLARK



- Associated Press Third Team, 2009
- CBSSports.com Second Team, 2009
- State Farm/WBCA Honorable Mention, 2009
- Associated Press Second Team, 2010
- State Farm/WBCA Honorable Mention, 2010
- United States Basketball Writers Association, 2010
- Lowe's Senior First Team, 2010
- NetScouts Basketball Third Team, 2010
- Full Court Press Second Team, 2010
- Basketball Times Third Team, 2010


EBONY ROWE



- Full Court Press Freshman Third Team, 2011
- Associated Press Honorable Mention, 2013-14
- WBCA Honorable Mention, 2013-14
- Full Court Press Honorable Mention, 2014

CHRISSY GIVENS

- Drafted 31st overall by the Phoenix Mercury in 2007
- Signed with the Detroit Shock in 2008



AMBER HOLT

- Drafted 9th overall by the Connecticut Sun in 2008
- Named to the 2008 WNBA All-Rookie Team
- Traded to the Tulsa Shock in 2010



ALYSHA CLARK

- Drafted 17th overall by the San Antonio Silver Stars in 2010
- Debuted for the Seattle Storm in 2012
- WNBA Champion with Seattle Storm in 2018

CHEYENNE PARKER

- Drafted 5th overall by the Chicago Sky in 2015



Broadcast Roster



COURTNEY BLAKELY
Guard • 5-8 • Fr. - HS
Gary Ind.
Bishop Noll HS



ANASTASIIA BOLDYREVA
Center • 6-6 • Fr. - HS
Moscow, Russia
Twice Named Hero of Soviet Union HS



SKY PAYNE
Guard • 6-0 • Fr. - HS
Trussville, Ala.
Hewitt-Trussville HS



GRACIE DODGEN
Guard • 5-10 • Fr. - HS
Sparta, Tenn.
White County HS



KSENIYA MALASHKA
Forward • 6-0 • Jr. - Soph. - TR
Minsk, Belarus
VCU



JALYNN GREGORY
Guard • 5-8 • Fr. - HS
Lafayette, Tenn.
Macon County HS



ANABEL LATORRE
Forward • 6-3 • Soph. - 1L
Zaragoza, Spain
John Madejski Academy



DOR SAAR
Guard • 5-6 • Sr. - TR
Ma'anit, Isreal
Univ. of Maine



JADA GRANNUM
Forward • 6-3 • Soph. - 1L
Mississauga, Ontario
Lincoln Prep



ALEXIS WHITTINGTON
Guard • 5-11 • Sr. - 3L
Murfreesboro, Tenn.
Riverdale HS



AMANDA WHITTINGTON
Guard • 5-10 • Sr. - 3L
Murfreesboro, Tenn.
Riverdale HS



KSENIIA "KSYUSHA" KOZLOVA
Forward • 6-4 • Soph. - 1L
Moscow, Russia
Montverde Academy



COURTNEY WHITSON
Forward • 6-0 • Jr. - 2L
Kingsport, Tenn.
Dobyns-Bennett HS



RICK INSELL
Head Coach
17th Season
Middle Tennessee, 1977



KIM BREWTON
Assistant Coach
12th Season
Liberty, 2000



NINA DAVIS
Assistant Coach
2nd Season
Baylor, 2017



MATT INSELL
Assistant Coach
4th Season
Middle Tennessee, 2007



EDDIE SANDERS
Director of Operations
3rd Season
Freed-Hardeman, 1993

2021-22 LADY RAIDER BASKETBALL MIDDLE TENNESSEE



7 COURTNEY BLAKELY

8 ANASTASIIA BOLDYREVA

9 SKYE PAYNE



10 GRACIE DODGEN


11 KSENIYA MALASHKA



12 JALYNN GREGORY

13 ANABEL LATORRE CIRIA

14 DOR SAAR



15 JADA GRANNUM

16 ALEXIS WHITTINGTON



17 AMANDA WHITTINGTON

18 KSENIYA KOZLOVA

19 COURTNEY WHITSON