2022-23 MIDDLE TENNESSEE

WOMEN'S BASKETBALL MEDIA GUIDE

GENERAL

Location	Murfreesboro, Tenn.
Founded	1911
Enrollment	20, 086
President	Dr. Sidney A. McPhee
Director of Athletics	Chris Massaro
Associate AD/SWA	Diane Turnham
Faculty Athletics Rep.	Dr. Terry Whiteside
Nickname	Blue Raiders
Colors	Royal Blue & White
Affiliation	Division I
Conference	Conference USA
Arena	Murphy Center
Capacity	11,520
Number of Seasons	48th in 2022-23
All-Time Record	970-445 (.686)

BASKETBALL STAFF

Head Coach	Rick Insell
Alma Mater	Middle Tennessee, 1977
Record at MT (years)	405-146 / .735 (17)
Career Record	Same
Overall Conference Record	245-50 /.830 (17)
Associate Head Coach	Matt Insell, fifth season
Alma Mater	Middle Tennessee, 2007
Assistant Coach	Kim Brewton, 13th season
Alma Mater	Liberty, 2000
Assistant Coach	Nina Davis, third season
Alma Mater	Baylor, 2017
Dir. Player Development	Eddie Sanders, fourth season
Alma Mater	Freed-Hardeman, 1993
Strength & Conditioning Coach	Tessa Grossman
Athletic Trainer	Chandler Stephens
Academic Counselor	Wynnifred Counts
Administrative Assistant	Carey Haney
WBB Office Phone	(615) 898-2968

TEAM INFORMATION

2021-22 Overall Record	27-8
C-USA Record/Finish	14-4/Second (East)
C-USA Championship Finish	1-1
2021-22 Final Rankings	NR/NR
2021-22 Postseason	WNIT Semifinals
Starters Returning/Lost	4/1
Letterwinners Returning/Lost	9/2
Newcomers	5

LOCAL MEDIA INFORMATION

Primary Newspaper	Daily News Journal
Sports Writer/Beat Writer	Cecil Joyce
Newspaper	Murfreesboro Post
Editor	Monte Hale
Newspaper	Cannon Courier
Editor	Keith Ready
Web Site	GoBlueRaiders.com
Beat Writer	Sam Doughton
Radio Network	WGNS (100.5/101.9 FM, 1450 AM)
Radio Play-by-Play	Dick Palmer
Radio Color Commentary	Duane Hickey

TABLE OF CONTENTS

Quick Information 1
Athletic Communications 2-3
Roster 4
Schedule 5
Opponent Information 6-7
Player Bios 9-25
Head Coach Rick Insell Bio 27-29
Kim Brewton Bio 30
Nina Davis Bio 31
Matt Insell Bio 32
Eddie Sanders 33
Tom Hodges 34
Support Staff 35
2021-22 Stats 37-40
2021-22 Notebook 41
2021-22 Game Box Scores 42-50
Hall of Fame Members 52-58
2,000/1,000 Point Club 59-61
Awards and Honors 62-64
All-Time Letterwinners 65
All-Time Jersey Numbers 66
Class Records/Streaks 67
Opponent Records/Margin 68
In-Season Tournament Results 69
Coaching History 70
All-Time Teams 71-74
Conference Titles 75
All-Time Stats 76-78
NCAA Appearances 79
NCAA Box Scores 80-83
WNIT Box Scores 84-88
Individual Postseason Records 89
Team Postseason Records 90
Career Records 91-98
Team Game Records 99
Team Season Records 100-101
Year-by-Year Team Stats 102
Year-by-Year Results 103-110
Series Records 108-112
All-Time vs. Opponents 120-121
Miscellaneous Records 122-123
All-Americans 124
WNBA Players 125
Broadcast Roster 126

THE BLUE RAIDERS ONLINE

Official Site: GoBlueRaiders.com

Facebook: Blue Raider Athletics
MTSU Women's Basketball

Instagram: MTAthletics
MT_WBB

Twitter: @MTAthletics
@MT_WBB
@CoachInsell

MIDDLE TENNESSEE ATHLETIC COMMUNICATIONS

CREDITS

Editorial: The 2022-23 Women's Basketball Media Information Guide is a product of the Athletic Communications Office and was written, edited, and designed by Tony Stinnett with assistance from Carson Herbert.

Mission Statement: *The MTSU athletic program promotes excellence in athletics and provides academic and athletic opportunities for every student-athlete, the University, and the community. Building on tradition, the program advances the University's regional and national stature and creates opportunities for innovative partnerships throughout the region. Middle Tennessee State University continually works to maximize human, financial, and physical resources to create and heighten the quality of its sports programs.*

A Tennessee Board of Regents University, Middle Tennessee State University is an equal opportunity, nonracially identifiable, educational institution that does not discriminate against individuals with disabilities. 1122-1342-MTSU is an AA/EEO employer

CONTACT INFORMATION

Address

Athletic Communications
Middle Tennessee
1500 Greenland Drive
Murfreesboro, TN 37132

Athletic Communications Phone .... (615) 898-2968
Athletic Communications Fax..... (615) 898-5626
Press Row Phone ..... (615) 898-2807
Basketball Office Phone ..... (615) 898-2916
Ticket Office Phone.. (615) 898-2103 or 1-888-YES-MTSU
Athletic Department Phone ..... (615)-898-2450
Twitter .....@MT_WBB
Instagram.....@MT_WBB
Facebook.....MTSU Women's Basketball
TikTok .....MT_WBB

Associate AD/Athletic Communications
Mark Owens (Virginia Tech, 1989)
Office: (615) 898-5057
Cell: (615) 631-9520
Twitter: @MarkOwens5
E-mail: Mark.Owens@mtsu.edu

Intern (WBB Contact)
Carson Herbert (South Dakota State, 2021)
Cell: (605) 759-6951
Twitter: @Carson_Herbie
E-mail: Carson.Herbert@mtsu.edu

Assistant Director
Thomas Donley (Southern Illinois, 2017)
Office: (615) 904-8115
Cell: (217) 740-2875
Twitter: @donley_thomas
E-mail: Thomas. Donley@mtsu.edu

Social Media Coordinator
Matt Posey (MTSU, 2017)
Office: (615) 494-8653
Cell: (931) 993-9179
Twitter: @MattPosey
E-mail: Matt.Posey@mtsu.edu

MARK OWENS
Associate AD/Communications
Football

THOMAS DONLEY
Assistant Director
MBB, Women's Golf,
Men's Golf

CARSON HERBERT
Assistant
WBB, Secondary Baseball,
Tertiary Football



MATT POSEY
Social Media Coordinator

DIRECTIONS TO MURPHY CENTER

From Nashville International Airport: Enter Briley Parkway continuing south to the Interstate 24 junction. Take I-24 East to Exit 76; turn left and follow Medical Center Parkway to Memorial Boulevard. Go left on Memorial to Clark Boulevard. Turn right on Clark Boulevard (at BP station). Follow Clark Blvd. (which becomes Middle Tennessee Boulevard) to intersection at Greenland Drive. Turn left on Greenland Drive. Murphy Center is located just to the right.

From Nashville: From I-24 East, take Exit 76; turn left and follow Medical Center Parkway to Memorial Boulevard. Go left on Memorial to Clark Boulevard. Turn right on Clark Boulevard (at BP station). Follow Clark Blvd. (which becomes Middle Tennessee Boulevard) to intersection at Greenland Drive. Turn left on Greenland Drive. Murphy Center is located just to the right.

From Chattanooga: Take I-24 West to Exit 81; follow U.S. Highway 231 North to Middle Tennessee Boulevard to intersection at Greenland Drive. Turn right onto Greenland Drive. The Greenland Drive parking lot is located to the right.

From Knoxville: Take Interstate 40 West to Lebanon and exit onto U.S. Highway 231 South and follow approximately 25 miles to Clark Boulevard in Murfreesboro; turn left on Clark Boulevard. Follow Clark Blvd. (which becomes Middle Tennessee Boulevard) to intersection at Greenland Drive. Turn left on Greenland Drive. Murphy Center is located just to the right.

From Birmingham, AL: Take I-65 North to Highway 96 East Franklin (TN) exit. Follow Highway 96 East to Murfreesboro. Continue east on 96 until Clark Boulevard intersection; turn right on Clark Blvd. (which becomes Middle Tennessee Boulevard) to intersection at Greenland Drive. Turn left on Greenland Drive. Murphy Center ia located just to the right.

BLUE RAIDER NETWORK

Middle Tennessee's excellent women's basketball radio coverage took a significant stride in 2007-08 and will continue this season, with the flagship station for the Blue Raiders on WGNS 100.5/101.9 FM or 1450-AM in Murfreesboro.

All Blue Raider women's basketball games may also be heard on the Internet at GoBlueRaiders.com. Video streaming has been added for all Middle Tennessee home games at GoBlueRaiders.com.

Dick Palmer begins his 40th season of calling the play-by-play action for Middle Tennessee basketball and his 16th as the lead announcer for the women's basketball team. Palmer, a 1960 graduate of Middle Tennessee, has been broadcasting sporting events for the past 55 years.

Palmer and his wife, DeLois, have three sons, Richard, Mike and Jon, and two granddaughters, Kaitlyn and Abigail.

He is joined by analyst Duane Hickey.

RICK INSELL RADIO SHOW

The Blue Raider Network carries Rick Insell LIVE on WGNS AM-FM and Facebook Live each Monday night from 6:00 to 7:00 PM. This year's show will originate from Pucketts in Murfreesboro.

COVERING MTSU

Credentials

Arrangements for media credentials for the 2021-22 basketball season should be directed to the Athletic Communications office. Requests by accredited media members should be made in an email to **Carson Herbert** (Carson.Herbert@mtsu.edu). Priority issuance of credentials will be given to daily publications and television stations that cover Middle Tennessee basketball on a regular basis. Student publications will be limited to two working credentials and one photo pass, if needed. Other credential requests will be fulfilled on a space-available basis.

Email Service

Basketball releases can be obtained electronically by contacting **Carson Herbert.** The release will be sent as an HTML file. This is a media service ONLY.

Practice Coverage

Practices are open to the media. Media wishing to attend practice are encouraged to contact **Carson Herbert** in advance. Team meetings before, during, and after practice are private. Check with the Athletic Communications office for practice times.

Media Parking

Parking space can be reserved with a request received by Middle Tennessee's Athletics Communications office at least one working day prior to the game. Media parking is located in the Greenland Drive parking lot. Satellite trucks will park on the north side of the Floyd Stadium pressbox and will enter off Middle Tennessee Boulevard just before the Faulkinberry Road entrance.

Postgame Interviews

After a 10-minute cooling off period, requested players and Head Coach Rick Insell will be made available to members of the media. The Lady Raider locker room is **CLOSED** both at home and on the road. At home, interviews will be conducted in the media room. On the road, requested players and Coach Insell will be brought to a designated area outside the locker room or to the visiting media room.

Postgame Services

Complete individual and team statistics, play-by-play, and postgame quotes will be available to the media following each game. One hour prior to tipoff, media packets containing game programs, flipcards, updated stats, and game notes will be distributed in the media working area.

Radio Coverage

Radio broadcast permission must be obtained in advance, along with press row reservations. Middle Tennessee maintains a courtesy line for use by schools who can provide reciprocal arrangements for the Blue Raider Network. A radio station wishing to obtain an ISDN line must contact Steve Prichard, director of telecommunications, at 615-898-2991.

Media Will-Call

For members of the media wishing to pick their credential up at media will call, it is located at the second level of the Murphy Center near the Northeast corner.

Coach and Student-Athlete Interviews

All interviews with Head Coach Rick Insell and student-athletes should be directed through the Middle Tennessee Athletic Communications office. Contact **Carson Herbert** at Carson.Herbert@mtsu.edu.

Internet Guidelines

The acceptance of media credentials is an acknowledgement of Middle Tennessee's rights to the game and play-by-play coverage and an outlet's agreement to abide by any restrictions Middle Tennessee may place on real-time play-by-play coverage and use of comprehensive game statistics. Failure to abide by these restrictions implemented by MT may result in revocation of press credentials.

Middle Tennessee reserves the right to grant approval for distribution of real-time play-by-play, game-related statistics, and information through the Internet. ("real time" is defined as any online media providing live, continual play-by-play coverage, in-game statistics, digital photographs, or audio or video of an event.)

Internet Access

Press row in Murphy Center is equipped with high-speed wireless Internet. Media wishing to utilize the wireless Internet simply need to click on the Internet and use the Guest option located at the bottom of the screen. Ethernet lines are also available.

Website

All of Middle Tennessee's news releases and statistics, as well as other information pertaining to the Athletic Department, can be accessed at GoBlueRaiders.com. For more in-depth updates during the game, follow @MT_WBB on Twitter.

PRONUNCIATION GUIDE

Courtney **Blakely**	Blake-lee
Anastasiia Boldyreva	**Anna-stuh-see-uh Bowl-day-ray-vuh**
Jada Grannum	Jay-duh
Jalynn Gregory	Jay-lyn
Rick **Insell**	IN-suhl
Anabel **Latorre Ciria**	Luh-tor-e Sear-e-uh
Kseniya Malashka	Kuh-sin-yuh Muh-lash-kuh
Ta'Mia Scott	**Tuh-me-ya**
Meioshe Mason	**Me-oh-she**

ROSTER BREAKDOWN

By State/Country

Belarus (1)
Kseniya Malashka

Canada (1)
Jada Grannum

Indiana (1)
Courtney Blakely

Ohio (1)
Lanae Riley

Russia (1)
Anastasiia Boldyreva

Spain (1)
Anabel Latorre

Tennessee (7)
Gracie Dodgen
Jalynn Gregory
Gracie Hamby
Meioshe Mason
Ta'Mia Scott
Courtney Whitson
Alexis Whittington

Kentucky (1)
Savannah Wheeler

By Class

Seniors (2)
Kseniya Malashka
Alexis Whittington

Juniors (4)
Jada Grannum
Anabel Latorre Ciria
Savannah Wheeler
Courtney Whitson

Sophomores (4)
Courtney Blakely
Anastasiia Boldyreva
Gracie Dodgen
Jalynn Gregory

Freshmen (4)
Gracie Hamby
Ta'Mia Scott
Lanae Riley

NUMERICAL

No	Name	Pos	Ht	Cl-Exp	Hometown/High School (Last School)
1	Courtney Blakely	G	5-8	So-1L	Gary, Indiana (Bishop Noll HS)
2	Anastasiia Boldyreva	C	6-6	So.-1L	Moscow, Russia (School No. 630, G.P. Kravchenko HS)
3	Gracie Dodgen	G	5-10	So.-1L	Sparta, Tenn. (White County HS)
4	Savannah Wheeler	G	5-6	Jr.-TR	Catlettsburg, Ky. (Marshall)
5	Kseniya Malashka	F	6-0	r-Sr.-TR	Minsk, Belarus (VCU)
10	Jalynn Gregory	G	5-8	So.-1L	Lafayette, Tenn. (Macon County HS)
11	Anabel Latorre Ciria	F	6-3	Jr.-2L	Zaragoza, Spain (John Medejski Academy)
12	Gracie Hamby	G	5-8	Fr.-HS	Murfreesboro, Tenn. (Blackman HS)
15	Ta'Mia Scott	G	6-0	Fr.-HS	Clarksville, Tenn. (Clarksville Northwest HS)
22	Jada Grannum	F	6-3	Jr.-2L	Mississauga, Ontario (Lincoln Prep)
23	Alexis Whittington	G	5-11	Sr.-3L	Murfreesboro, Tenn. (Riverdale HS)
33	Courtney Whitson	F	6-0	Jr.-3L	Kingsport, Tenn. (Dobyns-Bennett)
34	Lanae Riley	F	6-2	Fr.-HS	Akron, Ohio (Archbishop Hoban HS)
40	Meioshe Mason	C	6-4	Fr.-HS	Lebanon, Tenn. (Lebanon HS)

ALPHABETICAL

No	Name	Pos	Ht	Cl-Exp	Hometown/High School (Last School)
1	Blakely, Courtney	G	5-8	So.	Gary, Indiana / Bishop Noll /
2	Boldyreva, Anastasiia	C	6-6	So.	Moscow, Russia / Twice Named Hero of the Soviet Union /
3	Dodgen, Gracie	G	5-10	So.	Sparta, Tenn. / White County /
22	Grannum, Jada	F	6-3	Jr.	Mississauga, Ontario / Lincoln Prep /
10	Gregory, Jalynn	G	5-8	So.	Lafayette, Tenn. / Macon County /
12	Hamby, Gracie	G	5-8	Fr.	Murfreesboro, Tenn. / Blackman HS
11	Latorre Ciria, Anabel	F	6-3	Jr.	Zaragoza, Spain / John Madejski Academy /
5	Malashka, Kseniya	F	6-0	R-Sr.	Minsk, Belarus /
40	Mason, Meioshe	C	6-4	Fr.	Lebanon, Tenn. / Lebanon HS
34	Riley, Lanae	F	6-2	Fr.	Akron, Ohio / Archbishop Hoban HS
15	Scott, Ta'Mia	G	6-0	Fr.	Clarksville, Tenn. / Clarksville Northwest HS
4	Wheeler, Savannah	G	5-6	Jr.	Catlettsburg, Ky. / Boyd County / Marshall
33	Whitson, Courtney	F	6-0	Jr.	Kingsport, Tenn. / Dobyns-Bennett /
23	Whittington, Alexis	G	5-11	Gr.	Murfreesboro, Tenn. / Riverdale /

MIDDLE TENNESSEE COACHING STAFF

Head Coach:	Rick Insell (Middle Tennessee, 1977) 18th season
Associate Head Coach:	Matt Insell (Middle Tennessee, 2007) 5th season
Assistant Coach:	Kim Brewton (Liberty, 2000) 13th season
Assistant Coach:	Nina Davis (Baylor, 2017) 3rd season
Director of Player Development:	Eddie Sanders (Freed-Hardeman, 1993) 4th season
Director of Analytics	Tom Hodges (Tennessee Tech, 2004) 1st season

DAY	DATE	OPPONENT	LOCATION	TV	TIME
Friday	**O. 28**	**Christian Brothers (Exh)**	**Murfreesboro, Tenn.**		**6 PM**
Tuesday	**N. 1**	**UT Southern (Exh)**	**Murfreesboro, Tenn.**		**6 PM**
Monday	N. 7	Mercer	Macon, Ga.		6 PM
Saturday	N. 12	Southern Illinois	Carbondale, Ill.		7 PM
Wednesday	**N. 16**	**Belmont**	**Murfreesboro, Tenn.**	**ESPN+**	**6 PM**
Friday	N. 25	Texas Tech$	Las Vegas, Nev.		1 PM
Saturday	N. 26	Missouri State$	Las Vegas, Nev.		1 PM
Thursday	**D. 1**	**Tennessee Tech^**	**Murfreesboro, Tenn.**	**ESPN+**	**11 AM**
Sunday	**D. 4**	**Louisville**	**Murfreesboro, Tenn.**	**ESPN+**	**4 PM**
Saturday	D. 10	Memphis	Memphis, Tenn.		2 PM
Wednesday	**D. 14**	**Houston**	**Murfreesboro, Tenn.**	**ESPN+**	**6 PM**
Tuesday	D. 20	Rice*	Houston, Texas		12 PM
Thursday	**D. 29**	**Charlotte***	**Murfreesboro, Tenn.**	**ESPN+**	**6 PM**
Saturday	D. 31	WKU*	Bowling Green, Ky.		2 PM
Thursday	**J. 5**	**UTSA***	**Murfreesboro, Tenn.**	**ESPN+**	**6 PM**
Saturday	J. 7	North Texas*	Denton, Texas		3:30 PM
Wednesday	**J. 11**	**Rice***	**Murfreesboro, Tenn.**	**ESPN+**	**6 PM**
Monday	J. 16	UAB*	Birmingham, Ala.		6 PM
Thursday	J. 19	Charlotte*	Charlotte, N.C.		5 PM
Saturday	**J. 21**	**LA Tech***	**Murfreesboro, Tenn.**	**ESPN+**	**1 PM**
Thursday	**J. 26**	**Florida Atlantic***	**Murfreesboro, Tenn.**	**ESPN+**	**6 PM**
Saturday	**J. 28**	**FIU***	**Murfreesboro, Tenn.**	**ESPN+**	**5 PM**
Thursday	F. 2	UTEP*	El Paso, Texas		8 PM
Saturday	F. 4	UTSA*	San Antonio, Texas		2 PM
Thursday	**F. 9**	**WKU***	**Murfreesboro, Tenn.**	**ESPN+**	**6 PM**
Saturday	**F. 11**	**UAB***	**Murfreesboro, Tenn.**	**ESPN+**	**5 PM**
Thursday	F. 16	Florida Atlantic*	Boca Raton, Fla.		6 PM
Saturday	F. 18	FIU*	Miami, Fla.		1 PM
Saturday	F. 25	LA Tech*	Ruston, La.		1 PM
Thursday	**M. 2**	**North Texas***	**Murfreesboro, Tenn.**	**ESPN+**	**6 PM**
Saturday	**M. 4**	**UTEP***	**Murfreesboro, Tenn.**	**ESPN+**	**2 PM**
Wed.-Sat.	March 8-11	C-USA Championship	Frisco, Texas		TBA

$ - Thanksgiving Tournament – Las Vegas, Nev.
^ - Murfreesboro City Schools Education Game
* - C-USA game



MERCER
GAME 1 // NOV. 7 // MACON, GA.

General Information
Location: Macon, Ga. **Founded:** 1833
Enrollment: 9,033 **Colors:** Orange & Black
Nickname: Bears **Series:** MTSU leads 1-0
Conference: Southern **Facility:** Hawkins Arena
Head Coach: Susie Gardner
Record at Mercer: 220-156 (12) **Overall:** 396-303 (33)
2021-22 Record: 23-7
2022 Postseason: NCAA First Round
Starters Ret./Lost: 3/2 **Letterwinners R/L:** 7/8

Athletic Communications Office
WBB Contact: Brian Magnus (magnus_bt@mercer.edu)
Office:(478) 301-5218 **Cell:** N/A
Website: mercerbears.com

SOUTHERN ILLINOIS
GAME 2 // NOV. 12 // CARBONDALE, ILL.

General Information
Location: Carbondale, Ill. **Founded:** 1869
Enrollment: 11,107 **Colors:** Maroon & White
Nickname: Salukis **Series:** MTSU leads 4-1
Conference: Missouri Valley **Facility:** Banterra Center
Head Coach: Kelly Bond-White
Record at SIU: First Season **Overall:** Same
2021-22 Record: 21-10
2022 Postseason: WNIT, First Round
Starters Ret./Lost: 1/4 **Letterwinners R/L:** 7/7

Athletic Communications Office
WBB Contact: Tyler Dixon (tdixon90@siu.edu)
Office: (618) 453-6620 **Cell:** N/A
Website: siusalukis.com

BELMONT
GAME 3 // NOV. 16. // MURFREESBORO, TENN.

General Information
Location: Nashville, Tenn. **Founded: 1892**
Enrollment: 8,696 **Colors: Navy, Red & White**
Nickname: Bruins **Series: MTSU leads 16-3**
Conference: Ohio Valley **Facility: Curb Event Center**
Head Coach: Bart Brooks
Record at Belmont: 123-34 (5) **Overall: Same**
2021-22 Record: 23-8
2022 Postseason: NCAA Second Round
Starters Ret./Lost: 3-2 **Letterwinners R/L:** 7/5

Athletic Communications Office
WBB Contact: Luke Bolanos (luke.bolanos@belmont.edu)
Office:(615) 460-5990 **Cell:** N/A
Website: belmontbruins.com

TEXAS TECH
GAME 4 // NOV. 25 // LAS VEGAS, NEV.

General Information:
Location: Lubbock, Texas **Founded: 1923**
Enrollment: 40,666 **Colors: Scarlet & Black**
Nickname: Lady Raiders **Series: TTU leads 1-0**
Conference: Big 12 **Facility:** United Supermarkets Arena
Head Coach: Krista Gerlich
Record at TTU: 21-34 (2) **Overall:** 310-181 (16)
2021-22 Record: 11-19 **2022 Postseason:** N/A
Starters Ret./Lost: 2/3 **Letterwinners R/L:** 8/5

Athletic Communications Office
WBB Contact: Andrew Kern (andrew.stern@ttu.edu)
Office: (914) 589-9666 **Cell:** N/A
Website: texastech.com

MISSOURI STATE
GAME 5 // NOV. 26 // LAS VEGAS, NEV.

General Information
Location: Springfield, Mo. **Founded:** 1905
Enrollment: 24,163 **Colors:** Maroon & White
Nickname: Lady Bears **Series:** MTSU leads 2-0
Conference: Missouri Valley **Facility:** Great Southern Bank Arena
Head Coach: Beth Cunningham
Record at MSU: First Season **Overall:** 167-115 (9)
2021-22 Record: 25-8
2022 Postseason: NCAA Second Round
Starters Ret./Lost: 1/4 **Letterwinners R/L:** 6/7

Athletic Communications Office
WBB Contact: Megan Fisher (MeganFisher@missouristate.edu)
Office: (417) 836-4586 **Cell:** N/A
Website: missouristatebears.com

TENNESSEE TECH
GAME 6 // DEC. 1 // MURFREESBORO, TENN.

General Information
Location: Cookeville, Tenn. **Founded:** 1915
Enrollment: 9,902 **Colors:** Purple & Gold
Nickname: Golden Eagles **Series:** MTSU leads 44-39
Conference: Ohio Valley **Facility:** Eblen Center
Head Coach: Kim Rosamond
Record at TTU: 92-87 (6) **Overall:** Same
2021-22 Record: 21-11
2022 Postseason: WNIT Second Round
Starters Ret./Lost: 2/3 **Letterwinners R/L:** 10/5

Athletic Communications Office
WBB Contact: Thomas Corhern (tcorhern@tntech.edu)
Office: (931) 372-6139 **Cell:** N/A
Website: ttusports.com

LOUISVILLE
GAME 7 // DEC. 4 // MURFREESBORO, TENN.

General Information
Location: Louisville, Ky. **Founded:** 1798
Enrollment: 23,194 **Colors:** Cardinal Red & Black
Nickname: Cardinals **Series:** UofL leads 5-1
Conference: Atlantic Coast **Facility:** KFC Yum! Center
Head Coach: Jeff Walz
Record at UofL: 414-113 (15) **Overall:** Same
2021-22 Record: 29-5
2022 Postseason: NCAA Final Four
Starters Ret./Lost: 2/3 **Letterwinners R/L:** 8/6

Athletic Communications Office
WBB Contact: Matt Paras (paras@GoCards.com)
Office: (502) 852-3085 **Cell:** N/A
Website: gocards.com

MEMPHIS
GAME 8 // DEC. 10 // MEMPHIS, TENN.

General Information
Location: Memphis, Tenn. **Founded:** 1912
Enrollment: 21,622 **Colors:** Blue & Gray
Nickname: Tigers **Series:** MTSU leads 9-8
Conference: The American **Facility:** Elma Roane Fieldhouse
Head Coach: Katrina Merriweather
Record at Memphis: 16-12 (1) **Overall:** 129-59 (6)
2021-22 Record: 16-12 **2022 Postseason:** None
Starters Ret./Lost: 3/2 **Letterwinners R/L:** 7/9

Athletic Communications Office
WBB Contact: Claire Johnson (claire.johnson@memphis.edu)
Office: N/A **Cell:** N/A
Website: gotigersgo.com

HOUSTON
GAME 9 // DEC. 14 // MURFREESBORO, TENN.

General Information
Location: Houston, Texas **Founded:** 1927
Enrollment: 47,031 **Colors:** Scarlet & White
Nickname: Cougars **Series:** UH leads 5-3
Conference: The American **Facility:** Fertitta Center
Head Coach: Ronald Hughey
Record at UH: 106-138 (8) **Overall:** Same
2021-22 Record: 18-16
2022 Postseason: WNIT Round 3
Starters Ret./Lost: 4/1 **Letterwinners R/L:** 10/6

Athletic Communications Office
WBB Contact: Fletcher Like (flike@central.uh.edu)
Office: N/A **Cell:** N/A
Website: uhcougars.com

RICE
GAME 10 // DEC. 20 // HOUSTON, TEXAS
GAME 15 // JAN. 11 // MURFREESBORO, TENN.

General Information
Location: Houston, Texas **Founded:** 1912
Enrollment: 8,212 **Colors:** Blue & Gray
Nickname: Owls **Series:** MTSU leads 8-4
Conference: C-USA **Facility:** Tudor Fieldhouse
Head Coach: Lindsay Edmonds
Record at Rice: 14-13 (1) **Overall:** Same
2021-22 Record: 14-13 **2022 Postseason:** None
Starters Ret./Lost: 5/0 **Letterwinners R/L:** 9/2

Athletic Communications Office
WBB Contact: Kenny Bybee (kab10@rice.edu)
Office: (713) 348-8874 **Cell:** N/A
Website: riceowls.com

CHARLOTTE
GAME 11 // DEC. 29 // MURFREESBORO, TENN.
GAME 17 // JAN. 19 // CHARLOTTE, N.C.

General Information
Location: Charlotte, N.C. **Founded:** 1946
Enrollment: 30,448 **Colors:** Green & White
Nickname: 49ers **Series:** MTSU leads 11-1
Conference: C-USA **Facility:** Halton Arena
Head Coach: Cara Consuegra
Record at CHA: 197-135 (11) **Overall:** Same
2021-22 Record: 22-10
2022 Postseason: NCAA First Round
Starters Ret./Lost: 2/3 **Letterwinners R/L:** 10/4

Athletic Communications Office
WBB Contact: Sean Fox (Sean.Fox@uncc.edu)
Office: (704) 687-1023 **Cell:** N/A
Website: charlotte49ers.com

WKU
GAME 12 // DEC. 31 // BOWLING GREEN, KY.
GAME 23 // FEB. 9 // MURFREESBORO, TENN.

General Information
Location: Bowling Green, Ky. **Founded:** 1906
Enrollment: 16,750 **Colors:** Red & White
Nickname: Lady Toppers **Series:** Series tied 32-32
Conference: C-USA **Facility:** E.A. Diddle Arena
Head Coach: Greg Collins
Record at WKU: 67-50 (4) **Overall:** Same
2021-22 Record: 18-12
2022 Postseason: None
Starters Ret./Lost: 4/1 **Letterwinners R/L:** 8/4

Athletic Communications Office
WBB Contact: Lillie-Anne Mulligan (Jordan.mulligan@wku.edu)
Office: (270) 745-2599 **Cell:** N/A
Website: wkusports.com

UTSA
GAME 13 // JAN. 5 // MURFREESBORO, TENN.
GAME 22 // FEB. 4 // SAN ANTONIO, TEXAS

General Information
Location: San Antonio, Texas **Founded: 1969**
Enrollment: 34,734 **Colors:** Blue, Orange & White
Nickname: Roadrunners **Series: MTSU leads 8-0**
Conference: C-USA **Facility:** Convocation Center
Head Coach: Karen Aston
Record at UTSA: 7-23 (1) **Overall:** 292-169 (14)
2021-22 Record: 7-23
2022 Postseason: None
Starters Ret./Lost: 2/3 **Letterwinners R/L:** 6/10

Athletic Communications Office
WBB Contact: Alma Solis (alma.solis@utsa.edu)
Office: (210) 683-1386 **Cell:** N/A
Website: goutsa.com

LOUISIANA TECH
GAME 18 // JAN. 21 // MURFREESBORO, TENN.
GAME 27 // FEB. 25 // RUSTON, LA.

General Information
Location: Ruston, La. **Founded:** 1894
Enrollment: 11,084 **Colors:** Red & Blue
Nickname: Lady Techsters **Series:** MTSU leads 8-7
Conference: C-USA **Facility:** Thomas Assembly Center
Head Coach: Brooke Stoehr
Record at La. Tech: 101-79 (6) **Overall:** 172-137 (10)
2021-22 Record: 21-12
2022 Postseason: WNIT First Round
Starters Ret./Lost: 5/0 **Letterwinners R/L:** 11/2

Athletic Communications Office
WBB Contact: Kyle Kavanaugh (kylek@latech.edu)
Office: (318) 257-3145 **Cell:** N/A
Website: latechsports.com

UTEP
GAME 21 // FEB. 2 // EL PASO, TEXAS
GAME 29 // MAR. 4 // MURFREESBORO, TENN.

General Information
Location: El Paso, Texas **Founded:** 1913
Enrollment: 24,003 **Colors:** Blue, Orange & Silver
Nickname: Miners **Series:** MTSU leads 9-2
Conference: C-USA **Facility:** Don Haskins Center
Head Coach: Kevin Baker
Record at UTEP: 73-73 (5) **Overall:** 195-103 (10)
2021-22 Record: 14-15
2022 Postseason: None
Starters Ret./Lost: 2/3 **Letterwinners R/L:** 7/6

Athletic Communications Office
WBB Contact: Sven Alskog (sjalskog@utep.edu)
Office: (915) 747-6653 **Cell:** N/A
Website: utepminers.com

NORTH TEXAS
GAME 14 // JAN. 7 // DENTON, TEXAS
GAME 28 // MAR. 2 // MURFREESBORO, TENN.

General Information
Location: Denton, Texas **Founded:** 1890
Enrollment: 40,806 **Colors:** Kelly Green & White
Nickname: Mean Green **Series:** MTSU leads 22-4
Conference: C-USA **Facility:** The Super Pit
Head Coach: Jalie Mitchell
Record at NT: 100-107 (7) **Overall:** Same
2021-22 Record: 17-13
2022 Postseason: WNIT First Round
Starters Ret./Lost: 2/3 **Letterwinners R/L:** 6/9

Athletic Communications Office
WBB Contact: Doug Waters (doug.waters@unt.edu)
Office: 940-565-2789 **Cell:** N/A
Website: meangreensports.com

FLORIDA ATLANTIC
GAME 19 // JAN. 26 // MURFREESBORO, TENN.
GAME 25 // FEB. 16 // BOCA RATON, FLA.

General Information
Location: Boca Raton, Fla. **Founded:** 1961
Enrollment: 30,808 **Colors:** Blue & Red
Nickname: Owls **Series:** MTSU leads 27-1
Conference: C-USA **Facility:** FAU Arena
Head Coach: Jennifer Sullivan
Record at FAU: 5-25 (1) **Overall:** Same
2021-22 Record: 5-25
2022 Postseason: None
Starters Ret./Lost: 3/2 **Letterwinners R/L:** 8/2

Athletic Communications Office
WBB Contact: Jonathan Caudle (caudlej@fau.edu)
Office: N/A **Cell:** N/A
Website: fausports.com

UAB
GAME 16 // JAN. 16 // BIRMINGHAM, ALA.
GAME 24 // FEB. 11 // MURFREESBORO, TENN.

General Information
Location: Birmingham, Ala. **Founded:** 1969
Enrollment: 21,639 **Colors:** Green & Gold
Nickname: Blazers **Series: MTSU leads 16-9**
Conference: C-USA **Facility: Bartow Arena**
Head Coach: Randy Norton
Record at UAB: 163-112 (9) **Overall:** Same
2021-22 Record: 16-15
2022 Postseason: None
Starters Ret./Lost: 3/2 **Letterwinners R/L:** 8/7

Athletic Communications Office
WBB Contact: Ryan Gavatorta (rg1@uab.edu)
Office: (205) 934-0722 **Cell:** N/A
Website: uabsports.com

FIU
GAME 20 // JAN. 28 // MURFREESBORO, TENN.
GAME 26 // FEB. 18 // MIAMI, FLA.

General Information
Location: Miami, Fla. **Founded:** 1965
Enrollment: 56,732 **Colors:** Blue & Gold
Nickname: Panthers **Series:** MTSU leads 29-10
Conference: C-USA **Facility:** Ocean Break Convocation Center
Head Coach: Jesyka Burks-Wiley
Record at FIU: 30-29 (2) **Overall:** Same
2021-22 Record: 15-16
2022 Postseason: None
Starters Ret./Lost: 3/2 **Letterwinners R/L:** 6/6

Athletic Communications Office
WBB Contact: Alex Aguirre (aaguirre@fiu.edu)
Office: N/A **Cell:** N/A
Website: fiusports.com

PLAYER BIOS

Courtney BLAKELY

GUARD • SO.-1L • 5-8
GARY, INDIANA
BISHOP NOLL

#1

2021-22 (FRESHMAN)
• Electrifying point guard appeared in all 35 games, averaging 16 minutes per game
• Posted five double-figure scoring games and scored in 28 contests
• 11 games with three-plus assists
• Made collegiate debut vs. ECU with 14 points on 5-of-10 shooting to go with five assists and one steal
• Made first collegiate start at Southern Miss
• Strong effort against Illinois, providing seven points, four assists and a season-high two steals
• Career-high six assists against Mercer
• Contributed nine points on career-high five free throws at Lipscomb
• Tallied eight points, three steals and two assists at Troy, establishing career highs for rebounds (4) and minutes (20:27)
• 2-of-3 from 3-point range for six points, adding four assists and three rebounds at UTSA
• Career high three steals at UTEP
• Strong all-around game vs. Rice with career high for minutes (37:47), while also tying career highs for rebounds (4) and steals (3); finished with 13 points, four rebounds, four assists, no turnovers and three steals
• Career highs for points (18) and field goals (8) vs. North Texas
• Came up big at Marshall (2/24) with 11 points, career-high five rebounds, three assists, three steals ... Was 3-of-6 from the field and 5-of-5 from the free-throw line
• Scored eight points (on 4-of-7 shooting), dished out four assits and collected two steals vs. Wofford in first round of the WNIT.

HIGH SCHOOL
• Four-year letter winner for coach Vanita Golston at Bishop Noll Institute
• Named to the Indiana All-Star Game following outstanding senior season
• Career averages of 23 points, 4 assists, 4 rebounds and 4 steals per game
• Bishop Noll's all-time leading scorer (girls or boys) with 2,324 points
• Career points total of 2,324 ranks 16th all-time in Indiana High School Athletic Association
• Led Indiana in scoring as a senior (2020-21) with 31.7 points per game, to go with 4.0 rebounds, 4.0 assists and 4.4 steals
• McDonald's All-American Nominee (2021)
• Passthaball Who's NXT? All-American game participant
• Indiana Basketball Coaches Association Supreme 15 All-State selection
• Associated Press All-State
• GSSC 3X Player of the Year
• Hoops For Pink Tournament MVP (2018)
• Averaged 23 points as a junior (2019-20) and 20.4 as a sophomore (2018-19) at Bishop Noll
• Led Bishop Noll to three conference championships and two sectional championships
• National Honor Society
• Honors graduate

PERSONAL
• Born April 6
• Daughter of Jermal and Angela Blakely
• Mom, Angela, was a team captain and All-Big Ten selection at Iowa and also played in the WNBA for Detroit

2021-22 SEASON/ CAREER / C-USA HIGHS

Points
Season: 18, vs. North Texas (1/9/22)
Career: Same
C-USA Career: 18, vs. North Texas (1/9/22)

Field Goals Made
Season: 8, vs. North Texas (1/9/22)
Career: Same
C-USA Career: 8, vs. North Texas (1/9/22)

3-Point Field Goals Made
Season: 2, 2x, last at UTSA (12/30/21)
Career: Same
C-USA Career: 2, at UTSA (12/30/21)

Free Throws Made
Season: 5, 2x, last at Marshall (2/24/22)
Career: Same
C-USA Career: 5, 2x, last at Marshall (2/24/22)

Rebounds
Season: 5, 2x, last vs. Seton Hall (3/31/22)
Career: Same
C-USA Career: 5, at Marshall (2/24/22)

Assists
Season: 6, vs. Mercer (12/3/21)
Career: Same
C-USA Career: 4, 4x, last at Florida Atlantic (1/13/22)

Steals
Season: 3, 3x, last at Marshall (2/24/22)
Career: Same
C-USA Career: 3, 3x, last at Marshall (2/24/22)

Blocks
Season: 1, 2x, last vs. Vanderbilt (3/24/22)
Career: Same
C-USA Career: 1, vs. WKU (1/29/22)

Minutes
Season: 37:47, vs. Rice (1/7/22)
Career: Same
C-USA Career: 37:47, vs. Rice (1/7/22)

Double-Figure Scoring
Season: 5
Career: Same
C-USA Career: 3

Double-Figure Rebounding
Season: 0
Career: Same
C-USA Career: 0

Double-Doubles
Season: 0
Career: Same
C-USA Career: 0

BLAKELY'S CAREER STATISTICS

Year	GP-GS	Min	Avg	FG-A	Pct	3FG-A	Pct	FT-A	Pct	Off-Def-Tot	Avg	PF-FO	A	TO	Blk	Stl	Pts	Avg
2021-22	35-1	561	16.0	64-170	.376	7-43	.163	43-66	.652	14-53-67	1.9	63-0	72	58	2	38	178	5.1

Anastasiia
BOLDYREVA

CENTER • SO.-1L • 6-6
MOSCOW, RUSSIA
TWICE NAMED HERO OF THE SOVIET UNION

#2

AWARDS
• C-USA All-Freshman Team, 2021-22

2021-22 (FRESHMAN)
• Started all 35 games of collegiate career
• Named to five-person C-USA All-Freshman Team
• Two-time C-USA Freshman of the Week (1/31); (2/13)
• Second in C-USA for blocks per game (2.1)
• 40th nationally for blocks (56); 69th nationally for blocks per game (1.6)
• Sixth on the Lady Raider single-season blocks list with 56
• Multiple blocked shots in 16 games, including career high five vs. FIU (2/17)
• Scored in 32 of 35 games, including 13 with double figures
• First career double-double with 10 points & 10 reobunds at FIU (1/15), setting career highs for points, rebounds and blocked shots (4)
• Established new career high for points (14) and field goals (6) at Southern Miss, scoring double figures in consecutive games for first time
• New career high for points (17) vs. Marshall, marking the third straight game to set a new career high
• Poured in 22 points on 10-of-15 shooting vs. Charlotte, establishing new career highs in each category
• Dominant performance vs. FIU (2/17) with 21 points, seven rebounds, five blocks and 10-of-13 shooting from the field
• Scored 15 points on 6-of-8 shooting to go with seven rebounds and four blocked shots vs. ODU (3/5), helping MT clinch the No. 2 seed in C-USA Tourney
• Scored 15 points on 6-of-9 shooting, adding six rebounds in first round of WNIT vs. Wofford
• Stat sheet stuffer with 12 points (on 6-of-8 shooting), six rebounds and four blocked shots vs. Wake Forest in second round of WNIT
• Career highs for points (28) and field goals (13) at Toledo in WNIT quarterfinals; was 11-of-15 for 23 points in the second half and OT

2021-22 SEASON/ CAREER / C-USA HIGHS

Points
Season: 28, at Toledo (3/28/22)
Career: Same
C-USA Career: 22, at Charlotte (2/13/22)

Field Goals Made
Season: 13, at Toledo (3/28/22)
Career: Same
C-USA Career: 10, 2x, last vs. FIU (2/17/22)

3-Point Field Goals Made
Season: 2, at Charlotte (2/13/22)
Career: Same
C-USA Career: 2, at Charlotte (2/13/22)

Free Throws Made
Season: 6, at Marshall (2/24/22)
Career: Same
C-USA Career: 6, at Marshall (2/24/22)

Rebounds
Season: 10, at FIU (1/15/22)
Career: Same
C-USA Career: 10, at FIU (1/15/22)

Assists
Season: 2, 4x, last vs. FIU (2/17/22)
Career: Same
C-USA Career: 2, 3x, last vs. FIU (2/17/22)

Steals
Season: 1, 6x, last at Toledo (3/28/22)
Career: Same
C-USA Career: 1, 3x, last vs. UAB (2/5/22)

Blocks
Season: 5, vs. FIU (2/17/22)
Career: Same
C-USA Career: 5, vs. FIU (2/17/22)

Minutes
Season: 41:10, at WKU (2/26/22)
Career: Same
C-USA Career: 41:10, at WKU (2/26/22)

Double-Figure Scoring
Season: 13
Career: Same
C-USA Career: 9

Double-Figure Rebounding
Season: 1
Career: Same
C-USA Career: 1

Double-Doubles
Season: 1
Career: Same
C-USA Career: 1

BOLDYREVA'S CAREER STATISTICS

Year	GP-GS	Min	Avg	FG-A	Pct	3FG-A	Pct	FT-A	Pct	Off-Def-Tot	Avg	PF-FO	A	TO	Blk	Stl	Pts	Avg
2021-22	35-35	617	17.6	123-237	.519	7-15	.467	42-62	.677	44-91-135	3.9	62-0	17	43	56	6	295	8.4

Gracie DODGEN

GUARD • SO-1L • 5-10
SPARTA, TENN.
WHITE COUNTY HS

#3

2021-22 (FRESHMAN)
• Played in 17 games during true freshman season
• Made collegiate debut in first game vs. ECU (11/9/21), connecting on only 3-point attempt
• Career-high for minutes (9:32) vs. Rice
• Shot 35 percent (6-of-17) from 3-point range
• Connected for one 3-pointer in six games
• Tallied career high for points (3) six different times

HIGH SCHOOL
• Four-year letter winner for coach Michael Dodgen at White County HS
• White County's all-time leading scorer (2,068)
• Career scoring average of 17.5 ppg
• White County's all-time leader in 3-point field goals (414)
• Collected 182 career steals, 174 career assists; shot 46 percent from the field and 83 percent from FT line during career
• Set the Tennessee single-game record for 3-pointers with 15 vs. Kingston HS (12/20/20)
• School-record 45 points vs. Kingston HS (12/20/20)
• McDonald's All-American Nominee (2021)
• 2X TSWA All-State Team
• 3X All-Region 3-AAA Team
• Tennessean All-Midstate Team
• Tennessean All-Area Team
• 4X All-District 6-AAA Team
• Sonic Shootout MVP; Daytona Beach Classic MVP; Panama City Marlin Classic All-Tournament team
• BCAT All-Star Game participant
• District championship junior season and reached region tournament all four years
• Beta Club President
• Most Athletic Superlative
• Graduated Top 10 percent of class

PERSONAL
• Born June 15
• Daughter of Michael and Beth Dodgen
• Grandfather played college basketball at Tennessee for one year and three years at Tennessee Wesleyan, where he was an All-American

2021-22 SEASON/ CAREER / C-USA HIGHS

Points
Season: 3, 6x, last vs. FAU (2/19/22)
Career: Same
C-USA Career: 3, 4x, last vs. FAU (2/19/22)

Field Goals Made
Season: 1, 6x, last vs. FAU (2/19/22)
Career: Same
C-USA Career: 1, 4x, last vs. FAU (2/19/22)

3-Point Field Goals Made
Season: 1, 5x, last vs. FAU (2/19/22)
Career: Same
C-USA Career: 1, 3x, last vs. FAU (2/19/22)

Free Throws Made
Season: 0
Career: Same
C-USA Career: 0

Rebounds
Season: 1, 2x, last vs. Marshall (1/27/22)
Career: Same
C-USA Career: 1, 2x, last vs. Marshall (1/27/22)

Assists
Season: 0
Career: Same
C-USA Career: 0

Steals
Season: 0
Career: Same
C-USA Career: 0

Blocks
Season: 0
Career: Same
C-USA Career: 0

Minutes
Season: 9:32, vs. Rice (1/7/22)
Career: Same
C-USA Career: 9:32, vs. Rice (1/7/22)

Double-Figure Scoring
Season: 0
Career: Same
C-USA Career: 0

Double-Figure Rebounding
Season: 0
Career: Same
C-USA Career: 0

Double-Doubles
Season: 0
Career: Same
C-USA Career: 0

DODGEN'S CAREER STATISTICS

Year	GP-GS	Min	Avg	FG-A	Pct	3FG-A	Pct	FT-A	Pct	Off-Def-Tot	Avg	PF-FO	A	TO	Blk	Stl	Pts	Avg
2021-22	17-0	51	3.0	6-18	.333	6-17	.353	0-2	.000	0-2-2	0.1	1-0	0	3	0	0	18	1.1

Kseniya
MALASHKA

FORWARD • R-SR-TR • 6-0
MINSK, BELARUS
VCU

#5

AWARDS
- C-USA Sixth Player of the Year, 2021-22
- Second-Team All C-USA, 2021-22
- WNIT All-Tournament Team, 2021-22
- 2X C-USA Player of the Week (1/10)/22, (1/31/22)
- NCAA Starting Five (2/2/22)
- All-Atlantic 10 Rookie Team, 2018-19

2021-22 (r-JUNIOR)
- C-USA Sixth Player of the Year
- Second-Team All C-USA
- WNIT All-Tournament Team
- 2X C-USA Player of the Week (1/10), (1/31)
- NCAA Starting Five (2/2)
- Seventh on MT single-season blocks list with 48
- Double figure scoring in 23 of 31 games played & scored in every game
- Seven games with 20-plus points
- Five-plus rebounds in 16 games
- Made Lady Raider debut in smashing fashion with a game-high 17 points on 8-of-12 shooting from the field to lead MT past Vanderbilt, also adding six rebounds, three steals and two blocked shots
- Strong outing with 16 points, seven rebounds and two blocks vs. Marquette
- First double-double as a Lady Raider with 22 points, 11 rebounds vs. Mercer
- Second double-double with 15 points & career hi 13 rebounds vs. UTSA
- Made first career start and set career highs for points (23), field goals (11) and blocks (4) vs. Rice
- Tallied 19 points, knocking down 9-of-11 free throws at Southern Miss
- Poured in 22 points in 18 minutes vs. Marshall, connecting on 9-of-15 FGs
- Career-high 27 points in 22:50 minutes of action vs. Charlotte, connecting on nine field goals, including 4-of-7 from 3-point range
- Posted a double-double with 23 points & 11 rebounds vs. USM in C-USA Quarterfials on 9-of-17 shooting, adding four blocked shots
- Led MT with 18 points vs. Wake Forest in WNIT second round
- Hit game-winning free throws with seven seconds remaining vs. Vanderbilt in WNIT Third Round and had a blocked shot on a potential game-tying shot with two seconds remaining

2020-21 (r-SOPHOMORE)
- Sat out due to NCAA transfer rules following transfer from VCU in December, 2020

2019-20 (SOPHOMORE, VCU)
- Averaged 3.6 points across 28 appearances
- Earned a start against Boston College (11/24/19)
- Ranked 15th in the Atlantic 10 for blocks per game

2018-19 (FRESHMAN, VCU)
- Named to the All-Atlantic 10 Rookie Team
- Averaged 5.7 points per game while shooting a team-best 39.0 percent from 3-point range

2021-22 SEASON/ CAREER / C-USA HIGHS

Points
Season: 27, vs. Charlotte (3/2/22)
Career: Same
C-USA Career: 27, vs. Charlotte (3/2/22)

Field Goals Made
Season: 11, vs. Rice (1/7/22)
Career: Same
C-USA Career: 11, vs Rice (1/7/22)

3-Point Field Goals Made
Season: 4, 2x, last vs. Charlotte (3/2/22)
Career: Same
C-USA Career: 4, vs. Charlotte (3/2/22)

Free Throws Made
Season: 9, at Southern Miss (1/22/22)
Career: Same
C-USA Career: 9, at USM (1/22/22)

Rebounds
Season: 13, at UTSA (12/30/21)
Career: Same
C-USA Career: 13, at UTSA (12/30/21)

Assists
Season: 3, 4x, last vs. ECU (11/20/19)
Career: Same
C-USA Career: 2, 2x, last vs. Charlotte (3/2/22)

Steals
Season: 4, vs. SIU (12/17/21)
Career: Same
C-USA Career: 3, vs. North Texas (1/9/22)

Blocks
Season: 4, 5x, last vs. Vanderbilt (3/24/22)
Career: Same
C-USA Career: 4, vs. Rice (1/7/22)

Minutes
Season: 30:23, vs. LA Tech (3/11/22)
Career: Same
C-USA Career: 27:50, at USM (1/22/22)

Double-Figure Scoring
Season: 26
Career: Same
C-USA Career: 11

Double-Figure Rebounding
Season: 3
Career: Same
C-USA Career: 1

Double-Doubles
Season: 3
Career: Same
C-USA Career: 1

MALASHKA'S CAREER STATISTICS

Year	GP-GS	Min	Avg	FG-A	Pct	3FG-A	Pct	FT-A	Pct	Off-Def-Tot	Avg	PF-FO	A	TO	Blk	Stl	Pts	Avg
2018-19	34-0	555	16.3	73-187	.390	20-62	.323	28-41	.383	32-95-127	3.7	67-2	29	71	36	28	194	5.7
2019-20	28-1	386	13.8	32-126	.254	7-51	.137	28-37	.757	17-45-62	2.2	35-0	14	31	19	20	99	3.5
2020-21	3-0	35	11.7	2-11	.182	1-6	.167	5-8	.625	3-7-10	3.3	4-0	0	4	7	1	10	3.3
2021-22	31-1	633	20.4	156-336	.464	29-96	.302	80-106	.755	55-109-164	5.3	99-4	23	67	48	41	421	13.6
TOTAL	**96-2**	**1609**	**16.7**	**263-660**	**.398**	**57-215**	**.265**	**141-192**	**.734**	**107-256-363**	**3.8**	**205-6**	**66**	**173**	**110**	**90**	**724**	**7.5**

• Averaged 3.7 rebounds 1.1 blocks, 0.9 assists and 0.8 steals per game
• Scored career-high 17 points against Dayton (2/14/19), including the game winner
• Set career highs in rebounds (9) and blocks (6) in the A-10 quarterfinal vs. Saint Joe's (3/8/19)

PRE COLLEGE
• MVP of the U18 European Championships in Divison B for Belarus. Averaged 20.5 points, 14.1 rebounds, 3.4 assists, 2.8 blocks and 2.3 steals over an eight-game stretch
• Averaged 11.7 points and 8.4 rebounds at the FIBA U18 Women's European Championship in 2017 and poured in 23 points, grabbed 13 rebounds and blocked four shots in a game against Portugal in that tournament
• In 2016, Malashka averaged a double-double for Belarus at the U16 Division A Women's European Championship with 11.3 points, 13.9 rebounds, as well as 3.3 assists
• In the U16 Division B draw in 2015, Malashka supplied 14.5 points, 11.9 rebounds and 4.5 assists per gameHIGH SCHOOL
• Four-year letter winner for coach Bill Francis at Dobyns Bennett High School
• Started all 139 games of prep career
• 2019 McDonald's All-American nominee
• 2019 Class AAA Miss Basketball finalist
• All-time leading scorer (2,458 points), rebounder (1,476) in DB history; also career leader for double-doubles (81), second all-time for career assists (319)
• Averaged double-double for high school career (17.7 ppg, 10.8 rpg)
• Single-season record holder for rebounds (423), 3-pointers (73), points (836), free-throw percentage (.780)
• Individual honors include: Three-time Conference Player of the Year, All-State, All-Northeast Tennessee Girls Basketball (Johnson City Press), MVP of the Big 7 District Tournament

PERSONAL
• Born May 21
• Daughter of Sonya Bennett and Ron Bennett (step-dad); Dad is Trey Whitson
• Major is education

Jalynn GREGORY

GUARD • SO-1L • 5-8
LAFAYETTE, TENN.
MACON COUNTY HS

#10

AWARDS
• C-USA All-Freshman Team, 2021-22

2021-22 (FRESHMAN)
• Started all 34 games played during breakout freshman campaign
• Named to five-person C-USA All-Freshman Team
• 2X C-USA Freshman of the Week (12/6), (12/20)
• Named to NCAA.com Starting Five (12/22)
• 71st nationally for 3-PT FG% (.370) & 61st for 3-PT FGs made (71)
• Sixth in C-USA for 3-point FGs per game (2.1)
• Multiple 3-pointers in 22 games, including five with five or more
• Sixth in C-USA for 3-point FGs per game (2.0)
• Scored in 33 of 34 games, including double figures in 15
• Five-plus rebounds in 11 games, including season high seven caroms three times
• Multiple assists in 14 games, including season high seven at UTSA
• Strong all-around game at VCU with 11 points and six rebounds
• Season highs for points (15), FGs (6), 3-PT FGs (3) & assists (4) at Tenn. Tech
• 12 points vs. Marquette scoring in double figures in back-to-back games for first time in career
• Season-high four steals and tied career high for assists (4) vs. Mercer
• Connected for carer-high five 3-pointers (in six attempts) at Lipscomb
• Season-highs for points (27) & FGs (10) vs. SIU, tying career high for 3s 5)
• Season-high seven assists and tied career high for rebounds (7) at UTSA
• 16 points on 5-of-9 shooting from the field and 5-of-5 from FT line vs. Rice
• Tied season high for 3-pointers with 5 vs. FIU, scoring game-high 23 points
• Best game of season at WKU with career highs for points (30), field goals (11), 3-point field goals (6) and minutes played (45)
• Netted 18 points, knocking down three 3-pointers in C-USA quarterfinals vs. Southern Miss
• 5-of-7 from 3-point range vs. Wofford in WNIT First Round
• Connected on two FTs with seven seconds remaining to force OT in WNIT quarterfinals at Toledo

HIGH SCHOOL
• Four-year letter winner for coach Larry White at Macon County High School
• Highly-decorated player amassed 2,204 career points, 554 rebounds, 363 assists, 281 steals, 334 3-pointers and 58 blocked shots
• Career 85 percent shooter from the free-throw line
• Led Macon County to the 2021 TSSAA Class AA state championship
• Played in the state tournament all four years, reaching the title game twice and the final four all four years
• 2020-21 Miss Basketball Finalist
• 2021 State Tournament MVP
• 3X TSWA All-State Team
• 3X TSSAA State Tournament Team
• 2X Region MVP
• 3X All-District
• Macon County Valedictorian
• Honor Student
• Scholars of Academic Excellence Tennessee Scholar

2021-22 SEASON/ CAREER HIGHS

Points
Season: 30, at WKU (2/26/22)
Career: Same
C-USA Career: 30, at WKU (2/26/22)

Field Goals Made
Season: 11, at WKU (2/26/22)
Career: Same
C-USA Career: 11, at WKU (2/26/22)

3-Point Field Goals Made
Season: 6, at WKU (2/26/22)
Career: Same
C-USA Career: 6, at WKU (2/26/22)

Free Throws Made
Season: 5, vs. Rice (1/7/22)
Career: Same
C-USA Career: 5, vs. Rice (1/7/22)

Rebounds
Season: 7, 3x, last vs. North Texas (1/9/22)
Career: Same
C-USA Career: 7, 2x, last vs. UNT (1/9/22)

Assists
Season: 7, at UTSA (12/30/21)
Career: Same
C-USA Career: 7, at UTSA (12/30/21)

Steals
Season: 4, vs. Mercer (12/3/21)
Career: Same
C-USA Career: 3, vs. Rice (1/7/22)

Blocks
Season: 1, 2x, last vs. USM (3/10/22)
Career: Same
C-USA Career: 0

Minutes
Season: 45:00, at WKU (2/26/22)
Career: Same
C-USA Career: 45:00, at WKU (2/26/22)

Double-Figure Scoring
Season: 15
Career: Same
C-USA Career: 5

Double-Figure Rebounding
Season: 0
Career: Same
C-USA Career: 0

Double-Doubles
Season: 0
Career: Same
C-USA Career: 0

GREGORY'S CAREER STATISTICS

Year	GP-GS	Min	Avg	FG-A	Pct	3FG-A	Pct	FT-A	Pct	Off-Def-Tot	Avg	PF-FO	A	TO	Blk	Stl	Pts	Avg
2021-22	34-34	1127	33.1	117-300	.390	71-192	.370	47-58	.810	29-82-111	3.3	98-2	53	46	2	47	352	10.4

PERSONAL
- Born April 2
- Daughter of Jonathan and Tracy Gregory
- Sister Kelsey Gregory played basketball at Lipscomb (2013-17)

Anabel
LATORRE CIRIA

FORWARD • JR-2L • 6-3
ZARAGOZA, SPAIN
JOHN MADEJSKI ACADEMY

#11

2021-22 (SOPHOMORE)
- Scored first career points at Lipscomb, going 1-of-1 from the field
- Tied season high with two rebounds and career-best 3:46 minutes played vs. Wofford in WNIT first round (3/17/22)

2020-21 (FRESHMAN)
- Made collegiate debut vs. Lipscomb, collecting two rebounds

HIGH SCHOOL
- Attended John Madejski Academy
- Named MVP of the U18 National Cup
- 2019 MIP WEABL
- Four-time player of the week
- U18 Champion (2020); 3rd place WEABL Conference Champions (2019)
- U 18 National Champions (2019), runners-up (2020)
- Played travel ball for the Reading Rockets

PERSONAL
- Born January 11
- Daughter of Santiago Latorre Martin and Feli Ciria Lozano
- Has two siblings, brother Unai Latorre and sister Nerea Latorre

2021-22 SEASON/ CAREER HIGHS

Points
Season: 2, at Lipscomb (12/5/21)
Career: Same
C-USA Career: 0

Field Goals Made
Season: 1, at Lipscomb (12/5/21)
Career: Same
C-USA Career: 0

3-Point Field Goals Made
Season: 0
Career: Same
C-USA Career: 0

Free Throws Made
Season: 0
Career: Same
C-USA Career: 0

Rebounds
Season: 2, 2x, last vs. Wofford (3/17/22)
Career: Same
C-USA Career: 0

Assists
Season: 0
Career: Same
C-USA Career: 0

Steals
Season: 0
Career: Same
C-USA Career: 0

Blocks
Season: 0
Career: Same
C-USA Career: 0

Minutes
Season: 3:46, vs. Wofford (3/17/22)
Career: Same
C-USA Career: 1:13, vs. FAU (2/19/22)

Double-Figure Scoring
Season: 0
Career: Same
C-USA Career: 0

Double-Figure Rebounding
Season: 0
Career: Same
C-USA Career: 0

Double-Doubles
Season: 0
Career: Same
C-USA Career: 0

LATORRE CIRIA CAREER STATISTICS

Year	GP-GS	Min	Avg	FG-A	Pct	3FG-A	Pct	FT-A	Pct	Off-Def-Tot	Avg	PF-FO	A	TO	Blk	Stl	Pts	Avg
2020-21	1-0	2	2.0	0-2	.000	0-0	.000	0-0	.000	1-1-2	2.0	2-0	0	0	0	0	0	0.0
2021-22	6-0	10	1.7	1-2	.500	0-0	.000	0-6	.000	3-1-4	0.7	0-0	0	0	0	0	2	0.3
TOTAL	**7-0**	**12**	**1.7**	**1-4**	**.250**	**0-0**	**.000**	**0-6**	**.000**	**4-2-6**	**0.9**	**2-0**	**0**	**0**	**0**	**0**	**2**	**0.3**

Jada GRANNUM

FORWARD • JR-2L • 6-3
MISSISSAUGA, ONTARIO
LINCOLN PREP

#22

2021-22 (SOPHOMORE)
• Saw action in 27 of 35 games
• Shot 73 percent (8-of-11) from the field, and 86 percent (6-of-7) from the free-throw line
• Contributed 10-plus minutes and three rebounds against ECU
• Provided pivotal minutes off the bench against Illinois, particularly in the fourth quarter, impacting the win with solid post defense and rebounding
• Best game of career with five points on 2-of-2 shooting to help spark Lady Raider fourth-quarter comeback vs. Southern Illinois
• Solid defensive effort against Florida Atlantic (2/19), adding two points, three rebounds, one steal and one blocked shot

2020-21 (FRESHMAN)
• Saw action in seven games
• Made Lady Raider debut vs. FIU (1/8) and tallied two points an three rebounds
• Played career-best 12 mintues vs. Southern Miss (1/15), responding with career highs for points (4), rebounds (4), free throws (4), steals (2) and blocks (2)
• Career-high five rebounds vs. Marshall (3/4)

HIGH SCHOOL
• Played for Kia Nurse Elite, the first Canadian women's travel team in the EYBL
• 2018 OSBA champion at Lincoln Prep
• All-OSBA academic award (2018)
• Part of 2017 National Champion for Team Ontario
• Averaged 7 points, 7.3 rebounds during prep career
• Participated in the Blue Star 30 in Waukega, Ill., drawing rave reviews
• Participated in the USNJ National Championship during Prospects On The Potamac

PERSONAL
• Born May 27
• Daughter of Fred and Rachelle Grannum
• Has two siblings, brothers Juwon Grannum and Xavier Rathan-Mayes
• Brother Xavier played basketball at Florida State and in the G League
• Brother Juwon played basketball at Ryerson University in Toronto
• Father played basketball at Cloud County Community College in Kansas

2021-22 SEASON/ CAREER HIGHS

Points
Season: 5, vs. Southern Illinois (12/17/21)
Career: Same
C-USA Career: 4, vs. Southern Miss (1/15/21)

Field Goals Made
Season: 2, 2x, last vs. Rice (1/7/22)
Career: Same
C-USA Career: 2, vs. Rice (1/7/22)

3-Point Field Goals Made
Season: 0
Career: Same
C-USA Career: 0

Free Throws Made
Season: 2, vs. Marshall (1/27/22)
Career: 4, vs. Southern Miss (1/15/21)
C-USA Career: 4, vs. Southern Miss (1/15/21)

Rebounds
Season: 5, vs. Illinois (11/27/21)
Career: 5, 2x, last vs. Illinois (11/27/21)
C-USA Career: 5, vs. Marshall (3/4/21)

Assists
Season: 1, 2x, last vs. Rice (1/7/22)
Career: Same
C-USA Career: 1, vs. Rice (1/7/22)

Steals
Season: 1, 3x, last vs. Florida Atlantic (2/19/22)
Career: 2,vs. Southern Miss (1/15/21)
C-USA Career: 2, vs. Southern Miss (1/15/21)

Blocks
Season: 1, 3x, last vs. Florida Atlantic (2/19/22)
Career: 2, vs. Southern Miss (1/15/21)
C-USA Career: 2, vs. Southern Miss (1/15/21)

Minutes
Season: 20:45, vs. Illinois (11/27/21)
Career: Same
C-USA Career: 12, vs. Southern Miss (1/15/21)

Double-Figure Scoring
Season: 0
Career: Same
C-USA Career: 0

Double-Figure Rebounding
Season: 0
Career: Same
C-USA Career: 0

Double-Doubles
Season: 0
Career: Same
C-USA Career: 0

GRANNUM'S CAREER STATISTICS

Year	GP-GS	Min	Avg	FG-A	Pct	3FG-A	Pct	FT-A	Pct	Off-Def-Tot	Avg	PF-FO	A	TO	Blk	Stl	Pts	Avg
2020-21	7-0	31	4.4	1-9	.111	0-0	.000	5-8	.625	6-6-12	1.7	7-0	0	1	2	2	7	1.0
2021-22	27-0	142	5.3	8-11	.727	0-1	.000	6-7	.857	15-20-35	1.3	42-2	2	14	5	3	22	0.8
TOTAL	**34-0**	**173**	**5.1**	**9-20**	**.450**	**0-1**	**.000**	**11-15**	**.733**	**21-26-47**	**1.4**	**49-2**	**2**	**15**	**7**	**5**	**29**	**0.9**

Alexis WHITTINGTON

GUARD • SR-4L • 5-11
MURFREESBORO, TENN.
RIVERDALE

#22

AWARDS
• C-USA All-Defensive Team, 2021-22

2021-22 (SENIOR)
• Named to five person C-USA All-Defensive Team
• Among C-USA leaders for minutes (2nd, 36.9) & steals (4th, 2.2)
• Ranked 19th nationally for minutes per game (36.9) and 36th nationally with 74 steals
• Scored in 31 of 34 games, including 10 with double figures
• 3-plus steals in 15 games
• Led team with seven rebounds vs. ECU
• Fourth career double-double with 10 points and 10 rebounds, along with four steals and two assists at VCU
• Strong all-around game vs. Vanderbilt with six rebounds, career-high five steals and three assists
• 14 points on 4-of-5 shooting, including 4-of-4 from 3-pt range at TTU, along with nine rebounds and threes steals
• Career-high for steals (5) at UTSA
• Career-high for assists (6) at UTEP
• 13 points in 4-of-6 shooting from field and seven rebounds at FAU (1/13)
• Fifth career double-double with 11 points & 12 rebounds vs. WKU (1/29)
• Season highs for points (17) and 3-point field goals (5) vs. Florida Atlantic (2/19). Stat-sheet stuffing performance also included seven rebounds, three steals and one blocked shot. Connected on 5-of-8 3-point attempts
• 12 points, seven rebounds, three steals in C-USA quarterfinals

2020-21 (JUNIOR)
• Multiple 3-pointers in 13 games, including three-plus in seven
• Five-plus rebounds in 17 games, including double figures in three
• Began season with double figures scoring in five straight games for first time in career
• 5th in C-USA and 48th nationally for minutes with 36.46 per game; has played 40 minutes in 12 games
• Stat sheet stuffer with 12 points, seven rebounds, two blocks and two steals vs. Belmont (12/6/20)
• Narrowly missed double-double vs. Tulane with 14 pts, 8 reb, while also going 8-of-8 from the FT line
• Strong all-around performance with 16 points, five assists and four steals vs. Troy
• Second career double-double vs. Lipscomb with 11 points and 11 rebounds
• Tied career high with 13 rebounds vs. FAU (1/2)
• Third career double-double with 12 points, 11 rebounds at FIU (1/9)
• Came up big with 11 points, six rebounds in comeback win vs. ODU (1/27)
• Season high 19 points and career-high four blocks vs. UTEP in C-USA semifinal game (3/12/21)

2021-22 SEASON/ CAREER HIGHS

Points
Season: 17, vs. Florida Atlantic (2/19/22)
Career: 20, at UTEP (2/22/20)
C-USA Career: 20, at UTEP (2/22/20)

Field Goals Made
Season: 6, vs. Florida Atlantic (2/19/22)
Career: 7, at UTEP (2/22/20)
C-USA Career: 7, at UTEP (2/22/20)

3-Point Field Goals Made
Season: 5, vs. Florida Atlantic (2/19/22)
Career: 6, at UTEP (2/22/20)
C-USA Career: 6, at UTEP (2/22/20)

Free Throws Made
Season: 4, at Florida Atlantic (1/13/22)
Career: 8, vs. Tulane (12/9/20)
C-USA Career: 6, vs. USM (1/15/21)

Rebounds
Season: 12, vs. WKU (1/29/22)
Career: 13, 2x, last vs. FAU (1/1/21)
C-USA Career: 13, 2x, last vs. FAU (1/1/21)

Assists
Season: 6, at UTEP (1/1/22)
Career: Same
C-USA Career: 6, at UTEP (1/1/22)

Steals
Season: 5, 2x, last at UTSA (12/30/21)
Career: Same
C-USA Career: 5, at UTSA (12/30/21)

Blocks
Season: 1, 8x, last vs. Wofford (3/17/22)
Career: 4, vs. UTEP (3/12/21)
C-USA Career: 3, 2x, last vs. UTEP (1/30/20)

Minutes
Season: 45:00, 2x, last at FIU (1/15/22)
Career: Same
C-USA Career: 45:00, at FIU (1/15/22)

Double-Figure Scoring
Season: 10
Career: 27
C-USA Career: 16

Double-Figure Rebounding
Season: 2
Career: 6
C-USA Career: 4

Double-Doubles
Season: 2
Career: 5
C-USA Career: 3

WHITTINGTON CAREER STATISTICS

Year	GP-GS	Min	Avg	FG-A	Pct	3FG-A	Pct	FT-A	Pct	Off-Def-Tot	Avg	PF-FO	A	TO	Blk	Stl	Pts	Avg
2018-19	31-2	330	11.0	34-85	.400	19-56	.339	5-6	.833	11-21-32	1.1	27-0	10	15	2	13	92	3.1
2019-20	30-3	720	24.0	59-151	.391	30-90	.333	26-31	.839	40-67-107	3.6	54-1	26	24	21	25	174	5.8
2020-21	25-25	887	35.5	64-190	.337	39-130	.300	33-43	.767	55-90-145	5.8	76-4	37	27	25	29	200	8.0
2021-22	34-34	1251	36.8	87-220	.395	49-136	.360	24-27	.889	53-139-192	5.6	83-3	75	40	9	74	247	7.3
TOTAL	**120-64**	**3195**	**26.6**	**245-648**	**.378**	**138-414**	**.333**	**88-107**	**.822**	**159-319-478**	**4.0**	**240-8**	**148**	**107**	**57**	**141**	**716**	**6.0**

2019-20 (SOPHOMORE)
• MT's top reserve, first sub in 25 games and played 20-plus minutes in 22 games
• Tied career high with four rebounds in win vs. Furman, also going 2-of-2 from 3-point range with a season-high seven points
• Strong all-around game vs. Gonzaga with season-high eight points, 2-of-3 from 3-point and career-high 32 minutes
• Six points on 2-of-2 shooting from 3-point range, three rebounds and two assists vs. Arizona State
• Career-best performance against VCU with highs for points (15) and 3-point field goals made (5)
• 11 points on 4-of-7 shooting vs. Charlotte (1/4/20)
• Scored nine points on 4-of-6 shooting at WKU (1/11/20)
• Career highs for rebounds (8), steals (3) and minutes (33) vs. Florida Atlantic
• Career-high three blocks at LA Tech (1/23/20)
• Strong all-around game with 11 points, three rebounds and three blocks vs. UTEP (1/30/20)
• Nine points, seven rebounds and two steals vs. UTSA
• Tied career highs for rebounds (8) and established career high for assists (3) at North Texas (2/6/20)
• Career highs for points (20), field goals (7) & 3-point FGs (6) at UTEP (2/22) on 7-of-10 shooting from field, 6-of-8 from 3-point range
• First career double-double with 13 points, 13 rebounds vs. WKU (2/29/20) with career highs for rebounds an minutes (40:22)

2018-19 (FRESHMAN)
• Named to C-USA Commissioner's Honor Roll (3.0-3.74 GPA)
• Played in 31 games, earning two starts
• Made Lady Raider debut against Vanderbilt
• Strong effort vs. UTEP with career highs for points (13), field goals made (5), and tying career high for 3-point field goals (3)
• Continued strong play with seven points off the bench against UTSA, tying career high for minutes with 19
• Tied career high with nine points on the strength of three 3-pointers vs. LA Tech (1/12/19)
• Earned first C-USA start at FIU and responded with career-high three steals
• Made first career start against UNC Asheville
• Scored first collegiate points with four at Tennessee Tech
• Season-highs for points (6), 3-point FGs (2), minutes (13) vs. Belmont
• Strong all-around game at Kentucky, coming off the bench to provide career highs for points (9), field goals (3), 3-point field goals (3), rebounds (4) and minutes (19)
• Turned in 10 points on 4-of-6 shooting against Florida Atlantic (3/2)

HIGH SCHOOL
• Four-year letterwinner for Head Coach Randy Coffman at Riverdale High School in Murfreesboro, Tenn.
• Helped lead Riverdale HS to three consecutive Class AAA Tennessee High School State Championships and a 102-5 record in three varsity seasons
• Turned in a double-double with 12 points and 11 rebounds in the state championship game
• Averaged 12.5 points, 4.2 rebounds, 2.1 steals and 2.2 assists as a senior
• Named to the Daily News Journal All-Area First Team
• McDonald's All-American Nominee
• First-Team All-Midstate (The Tennessean)
• Three-time All State Tournament (sophomore, junior and senior) (Class AAA)
• Tennessee Sports Writers Association All-State Team

PERSONAL
• Born January 13
• Daughter of Rob and Sandra Whittington
• Majoring in nutrition

Courtney WHITSON

FORWARD • JR-3L • 6-0
KINGSPORT, TENN.
DOBYNS-BENNETT

#33

AWARDS
- All C-USA, 2021-22
- C-USA All-Academic Team, 2021-22
- C-USA Spirit of Service, 2021-22
- Dr. Pepper/College Football Foundation Tuition Scholarship, 2021-22
- Daytona Beach Invitational All-Tournament Team, 2021-22
- C-USA All-Tournament Team, 2020-21

2021-22 (JUNIOR)
- Named Second Team All C-USA
- Named to five-person C-USA All-Academic Team
- C-USA Spirit of Service Winner
- Recipient of the Dr. Pepper/College Football Playoff Foundation Tuition Scholarship
- 2nd nationally for minutes per game (38.4) & 35th for 3-PT FG made (77)
- Among C-USA leaders for: minutes (1st, 38.4), 3-pt FG per game (3rd, 2.2), rebounding (7th, 7.3), & defensive rebounds (7th, 4.9)
- Scored in every game, including double figures in 21
- Seven-plus rebounds in 23 games
- Multiple 3-pointers in 21 games
- Named to Daytona Beach Invitational All-Tournament Team
- Turned in strong outing in opener vs. ECU with game-high 22 points on 7-of-12 shooting, including 5-of-9 from 3-pt range, to go with six rebounds
- Season highs for rebounds (6) and assists (3) at TTU
- Played all 45 minutes of OT game for the second time in her career vs. Illinois
- Fourth career double-double with 17 points and 10 rebounds vs. Illinois
- Career high five free throws at Lipscomb, also tying career high for assists (4)
- Career highs for points (31), field goals (12) and tied career high for 3-pointers (6) at UTSA
- Stat-sheet stuffer at FAU (1/13) with 13 points, 9 rebounds, 3 assists and 3 steals
- Fifth career double-double with 26 points and 11 rebounds at Southern Miss
- Narrowly missed a triple-double with 13 points, eight rebounds and eight assists vs. Florida Atlantic (2/19). The eight assists were a career high
- Double-double with 22 points, 11 rebounds and connected on 4-of-5 3-pointers at WKU (2/26)
- 18 points on 6-of-13 shooting (4-of-9 from 3-point range) and seven rebounds in road win vs. Toledo in WNIT quarterfinals

2020-21 (SOPHOMORE)
- C-USA All-Tournament team; averaged 15.3 pts, 4.7 rbs, & shot 52.2% (12-of-23) from 3-point range; poured in game-high 22 points on 6-of-12 shooting from beyond the arc vs. Rice in championship game
- Has started every game of Lady Raider career (55)

2021-22 SEASON/ CAREER HIGHS

Points
Season: 31, at UTSA (12/30/21)
Career: Same
C-USA 31, at UTSA (12/30/21)

Field Goals Made
Season: 12, at UTSA (12/30/21)
Career: Same
C-USA: 12, at UTSA (12/30/21)

3-Point Field Goals Made
Season: 6, at UTSA (12/30/21)
Career: 6, 4x, last at UTSA (12/30/21)
C-USA Career: 6, 3x, last at UTSA (12/30/21)

Free Throws Made
Season: 6, at WKU (2/26/22)
Career: 6, at WKU (2/26/22)
C-USA Career: 6, at WKU (2/26/22)

Rebounds
Season: 12, 2x, last at FIU (1/15/22)
Career: 19, vs. Florida Atlantic (1/1/21)
C-USA Career: 19, vs. FAU (1/1/21)

Assists
Season: 8, vs. Florida Atlantic (2/19/22)
Career: Same
C-USA Career: 8, vs. FAU (2/19/22)

Steals
Season: 3, 4x, last vs. FAU (2/19/22)
Career: 4, at WKU (1/23/21)
C-USA Career: 4, at WKU (1/23/21)

Blocks
Season: 2, at UTSA (12/30/21)
Career: 4, vs. UTEP (3/12/21)
C-USA Career: 3, vs. UTSA (2/1/20)

Minutes
Season: 45:00, vs. Marquette (11/26/21)
Career: 45:00, 2x, last vs. Marquette (11/26/21)
C-USA Career: 45:00, at UAB (1/28/21)

Double-Figure Scoring
Season: 22
Career: 43
C-USA Career: 23

Double-Figure Rebounding
Season: 6
Career: 16
C-USA Career: 10

Double-Doubles
Season: 3
Career: 6
C-USA Career: 5

WHITSON'S CAREER STATISTICS

Year	GP-GS	Min	Avg	FG-A	Pct	3FG-A	Pct	FT-A	Pct	Off-Def-Tot	Avg	PF-FO	A	TO	Blk	Stl	Pts	Avg
2019-20	30-30	781	26.0	82-220	.373	32-106	.302	12-19	.632	59-106-165	5.5	110-9	17	45	9	28	208	6.9
2020-21	24-24	893	35.7	93-227	.410	54-148	.365	20-23	.870	70-118-188	7.8	84-5	21	31	10	23	260	10.8
2021-22	35-35	1342	38.3	152-390	.390	77-236	.326	52-65	.800	83-172-255	7.3	105-5	77	76	10	46	433	12.4
TOTAL	**90-90**	**3016**	**33.5**	**329-847**	**.388**	**165-497**	**.332**	**84-107**	**.785**	**213-399-612**	**6.8**	**302-19**	**117**	**155**	**29**	**98**	**907**	**10.1**

• Scored in every game with 21 games of 7-plus
• Ranked 53rd nationally for 3-point field goals (56)
• 10 games with three-plus 3-pointers
• Seven games with double figure rebounds, including three with 15-plus
• Among C-USA leaders for: 3-pt fgs per gm (7th, 2.2), rebounding (9th, 7.7), offensive rebounds (8th, 2.9), defensive rebounds (10th, 4.9) and minutes (8th, 35.63)
• 22 points on 8-of-17 shooting at Charlotte (2/6), tying career high for 3-points (6)
• Career-high 19 rebounds vs. Florida Atlantic (1/1)
• First career double-double (10 points, 19 rebounds) vs. FAU (1/1)
• Second career double-double with career-high 20 points and 15 rebounds at FIU (1/9/21)
• Career-best six 3-pointers at FIU (1/9/21), including 5-of-5 in fourth quarter
• Pulled game-high 11 rebounds vs. Belmont
• Game-high 11 rebounds vs. Tulane, marking first time with double figure rebounds in consecutive games
• 3rd career double-double with 15 points (on 6-of-7 shooting) and 11 rebounds vs. UAB (1/30/21)
• Career-high four blocked shots vs. UTEP (3/12/21) in C-USA semis, adding 13 points on 3-of-4 shooting from 3-point range

2019-20 (FRESHMAN)
• C-USA Freshman of the Week (1/20/20)
• Earned start in first career game at East Carolina, responding with 15 points on 6-of-11 shooting, including three 3-pointers. Played all but 46 seconds
• Started all 30 games
• The 15 pts. at ECU were the most by a MT freshman in their debut since Ebony Rowe scored 25 vs. South Florida (11/14/10)
• 5-plus rebounds in 16 games
• Pulled season-high six rebounds and collected two steals vs. No. 13 Kentucky (11/10/19)
• Collected season-high 14 rebounds (7 offensive) against Tenn. Tech (11/21/19). It is the most caroms by a MT freshman since Olivia Jones' 14 vs. Southern Miss in the C-USA championship game (3/15/14)
• Tallied 14 points on 6-of-7 shooting (2-of-3 3-pointers) against Furman
• Collected seven rebounds in win vs. Auburn (11/29/19)
• Pulled 10 rebounds vs. Arizona State (12/1/19)
• Nine points on 4-of-6 shooting and 4 rebounds in win vs. TCU (12/29/19)
• Season-high 19 points on 6-of-10 shooting, including season-high five 3-pointers (on eight attempts) vs. Florida Atlantic
• Scored six straight points and eight of 10 to start fourth quarter at North Texas (2/6/20), igniting a 16-0 run as MT rallied from 13 down
• Season high for blocks (3) to go with three steals, two assists and 13 rebounds vs. UTSA

HIGH SCHOOL
• Four-year letter winner for coach Bill Francis at Dobyns Bennett High School
• Started all 139 games of prep career
• 2019 McDonald's All-American nominee
• 2019 Class AAA Miss Basketball finalist
• All-time leading scorer (2,458 points), rebounder (1,476) in DB history; also career leader for double-doubles (81), second all-time for career assists (319)
• Averaged double-double for high school career (17.7 ppg, 10.8 rpg)
• Single-season record holder for rebounds (423), 3-pointers (73), points (836), free-throw percentage (.780)
• Individual honors include: Three-time Conference Player of the Year, All-State, All-Northeast Tennessee Girls Basketball (Johnson City Press), MVP of the Big 7 District Tournament

PERSONAL
• Born May 21
• Daughter of Sonya Bennett and Ron Bennett (step-dad); Dad is Trey Whitson
• Major is education

Savannah
WHEELER

GUARD • JR-3L • 5-6
CATLETTSBURG, KY.
MARSHALL

#4

AWARDS
• C-USA First-Team All-Conference, 2021-22
• C-USA Preseason All-Conference, 2021-22
• C-USA Second-Team All-Conference, 2020-21
• C-USA Preseason All-Conference, 2020-21
• C-USA All-Freshman Team, 2019-20

NOTABLE
• Double figures scoring in 66 of 77 career games
• Marshall's career free throw percentage leader with a mark of .834 (367-of-440) 2021-22

HIGH SCHOOL
• Attended Boyd County HS
• Named Kentucky's Miss Basketball after averaging 31.1 points per game as a senior in 2019
• Finished prep career with 3,621 points, including scoring 947 as a senior, which is sixth all time in Kentucky High School Athletic Association history
• Named to the All-Regional Tournament Team three consecutive years (2015-18) and honored as MVP in 2017 and 2018
• Three-time All-State Tournament
• All-Lexington Herald-Leader first team in 2018
• All-Louisville Courier Journal second team in 2018
• Played in Kentucky/Indiana All-Star Game as a junior and senior

PERSONAL
• Born April 27, 2001
• Daughter of David and Tracy Wheeler
• Older sister, Taylor, played softball for Walters State as a freshman and sophomore, then at Morehead State as a junior and senior
• Dad, David, played baseball for Morehead State and was named All-OVC in 1990, and also played professional baseball in the Cincinnati Reds organization

Gracie
HAMBY

GUARD • FR.-HS • 5-8
MURFREESBORO, TENN.
BLACKMAN HS

#12

HIGH SCHOOL
• A part of Blackman's 7AAA Girls State Championship team in 2021.
• Earned All-State Tournament Team honors in 2021.
• Named to 7AAA All-District team and 7AAA All-District Tournament Team 7AAA All-Region Team in 2022.
• Nathan Stevens Scholarship recipient.

PERSONAL
• The daughter of Butch and Melanie Hamby; Sister of Matthew (30), Jonathan (15), Caroline Foster (33) and Catherine. Both parents and sister Caroline graduated from MTSU. Father, Butch, played football at MTSU.
• Plans to major in marketing at MTSU.

Ta'Mia
SCOTT

GUARD • FR.-HS • 6-0
CLARKSVILLE, TENN.
CLARKSVILLE NORTHWEST

#15

NOTABLE
- 2,044 points in prep career
- Tennessee Class AAA Miss Basketball Finalist
- 2X Class AAA Tennessee Sports Writers All-State selection
- 2X Leaf-Chronicle Area Player of the Year
- Named MVP at the Iverson Classic Tennessee Dream Game, April 2022

HIGH SCHOOL
- Four-year letterwinner for coach Ben Wallace at Clarksville Northwest HS
- 2X District MVP
- 2X All-District Tournament
- All-District honoree
- All-Region honoree
- Averaged 23.5 points, 8.9 rebounds, 3.2 blocks, while shooting 48 percent from the field during senior season at Northwest HS
- District Tournament MVP
- Averaged 20.5 points, 8.9 rebounds, 2.0 assists, 2.1 steals and 3.1 blocks as a junior at Northwest HS
- Led Northwest to a 25-4 record and the Class 3A Sub-state game as a junior

PERSONAL
- Born April 16
- Daughter of Eric and Theresa McCoin
- Has four brothers and two sisters

Lanae
RILEY

FORWARD • FR.-HS • 6-2
AKRON, OHIO
ARCHBISHOP HOBAN HS

#34

NOTABLE
- Greater Cleveland Sports Commission Female High School Athlete of the Year finalist
- No. 4 all-time leading scorer in Archbishop Hoban HS history with more than 2,000 points
- Cleveland.com Girls Basketball Player of the Year
- Ohio Miss Basketball Finalist

HIGH SCHOOL
- Four-year letterwinner for coach Pamela Davis at Archbishop Hoban
- Led team to regionals three times and played in the final four twice
- MVP of the Battle Nest Tournament
- First-Team All-Ohio as a junior and senior
- 2X Beacon Journal Basketball Player of the Year
- Women's Tri-County Underclassmen Player of the Year
- 2X Women's Tri-County Player of the Year
- 2X Northeast Ohio Player of the Year
- Averaged 21 points, 8 rebounds as a senior
- Northeast Inland District Co-Player of the Year
- Averaged 22.1 points, 9.0 rebounds and shot 63 percent from the field as a junior

PERSONAL
- Born May 15
- Daughter of Leonard Riley and Ranae Clay
- Graduated Summa Cum Laude

Meioshe
MASON

CENTER • FR.-HS • 6-4
LEBANON, TENN.
LEBANON HS

#40

HIGH SCHOOL
- Averaged 11 points, eight rebounds and 2 blocks per game as a four-year letter winner at Lebanon High School.
- Named to the All District team in consecutive years (2021 and 2022) and was a three-time all-region tournament recipient from 2020-2022.
- Played travel ball for Tennessee Flight.

PERSONAL
- The daughter of Rolando Dowell and LaToya Weir. Sister of Rolanda (8) and Romya Dowell (14).
- Plans to major in business at MTSU.

COACHES AND STAFF BIOS

RICK INSELL, MIDDLE TENNESSEE (1977)

18TH SEASON (405-146)

There has been no other coach in Middle Tennessee women's basketball history that has produced the success that **RICK INSELL** has in his 17 seasons. Since his arrival to Middle Tennessee in 2005, the eight-time Hall of Famer has led the Raiders to 10 NCAA Tournament appearances, coached five All-Americans and grew four WNBA Draft picks.

MT Consistently Good Under Insell

• MT has played in the postseason in each season under Insell (10 NCAAs, 6 WNITs) with the exception of 2019-20 when the postseason was canceled due to COVID-19.
• Already the winningest coach in program history with **405** victories, Insell has proven to be a consistent winner. The Blue Raiders have won 20-plus in 15 of his 17 seasons, including one 30-win season and seven seasons of 25 or more.
• The eight-time Hall of Famer is averaging 24 wins per season at Middle Tennessee.

Insell Ranked Amongst Best

• MT Head Coach Rick Insell is 13th among winningest active coaches in Division I by winning percentage with a **.735** clip.

NCAA Division I Winningest Active Coaches

(By Winning Percentage)

Coach	*School*	*%*
1. Geno Auriemma	UConn	.885
2. Kim Mulkey	LSU	.857
3. Karl Smesko	Florida Gulf Coast	.827
4. Tara VanDerveer	Stanford	.817
5. Mark Kellogg	SFA	.787
6. Jeff Walz	Louisville	.786
7. Brenda Frese	Maryland	.777
8. Wes Moore	NC State	.766
9. Mike McLaughlin	Penn	.757
10. Aaron Johnston	South Dakota St.	.752
11. Dawn Staley	South Carolina	.733
12. Joe Foley	Little Rock	.741
13. Rick Insell	**MTSU**	**.734**
14. Dawn Pilitzuweit	West Virginia	.722
15. Kevin Borseth	Green Bay	.717
16. Scott Rueck	Oregon State	.716
17. Carey Green	Liberty	.715
18. Brian Giorgis	Marist	.709
19. Kelly Graves	Oregon	.708
20. Kenny Brooks	Virginia Tech	.707
21. Katie Abrahamson-Henderson	Georgia	.703

NCAA Division I All-Time Winningest Coaches

(By Winning Percentage)

Coach	*School*	*%*
1. Geno Auriemma*	UConn	.885
2. Leon Barmore	LA Tech	.869
3. Kim Mulkey*	LSU	.859
4. Pat Summitt	Tennessee	.841
5. Karl Smesko*	FGCU	.827
6. Tara VanDerveer*	Stanford	.817
7. Jeff Walz*	Louisville	.786
8. Bill Sheahan	Mt. St. Mary's	.782
9. Brenda Frese*	Maryland	.777
10. Wes Moore*	NC State	.766
11. Muffet McGraw	Notre Dame	.762
12. Mike McLaghlin*	Penn	.757
13. Gail Goestenkors	Texas	.753
14. Aaron Johnston*	S. Dakota St.	.752
14. Robin Selvig	Montana	.752
16. Marsha Sharp	Texas Tech	.751
17. Jody Conradt	Texas	.744
17. Dawn Staley*	South Carolina	.744
19. Andy Landers	Georgia	.742
20. Joe Ciampi	Auburn	.740
21. Joe Foley*	Little Rock	.738
22. Rick Insell*	**MT**	**.735**
23. Van Chancellor	LSU	.732
24. Dawn Plitzuweit*	West Virginia	.728
25. Sonja Hogg	Baylor	.728

* - active coach

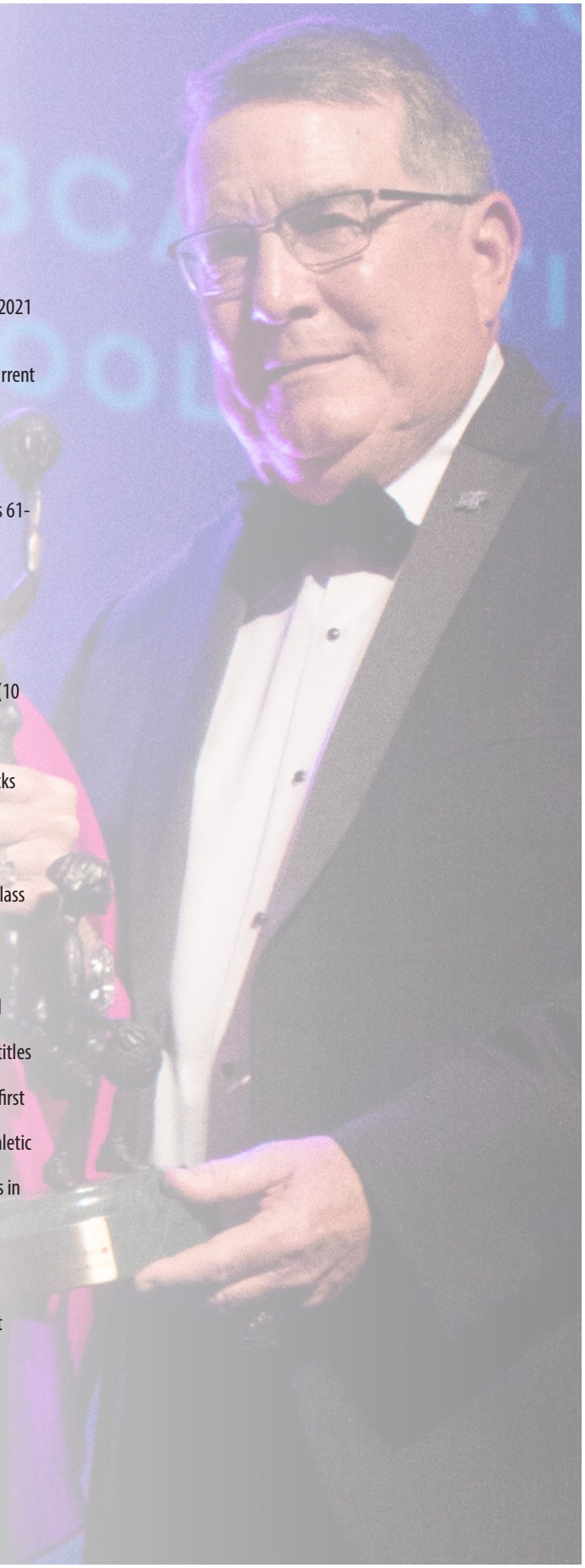

Head Coach Rick Insell (By The Numbers)
• Has produced 1,153 total victories in a career spanning 40-plus seasons:
775-148 record at Shelbyville Central HS
405-146 record at Middle Tennessee State
• Inducted into the Tennessee Secondary Schools Athletic Association Hall of Fame, 2003
• Inducted into the National High School Hall of Fame, February, 2007. He is one of only six Tennesseans, and just the fourth coach, elected.
• 2010 recipient of the Naismith Basketball Hall of Fame's Morgan Wootten Award for Lifetime Achievement for High School Girls Basketball.
• Inducted into Tennessee Sports Hall of Fame, 2012
• Inducted into the Cannon County Sports Hall of Fame, 2013
• Inducted into the Women's Basketball Hall of Fame, June 2017
• Inducted into the Blue Raiders Sports Hall of Fame, September 2017
• Inducted into the Basketball Coaches Association of Tennessee (BCAT) Hall of Fame, October 2021

Middle Tennessee State University (2005-Present)
• Middle Tennessee's all-time winningest basketball coach (men or women) with 405 wins; Current record is 405-146
• Has led the Lady Raiders into 18 consecutive postseason appearances, including 10 NCAA Tournaments
• Has led Middle Tennessee into four Conference USA Championship games in seven seasons, winning three (2014, 2016, 2021)
• Became Middle Tennessee's all-time winningest basketball coach (men or women) with MT's 61-46 win against North Texas (1/26/19), which was career win No. 333 at the time
• Guided the Lady Raiders to their 900th win all-time with a 62-55 win at Charlotte (2/7/19), making them one of 32 Division I teams with 900 or more wins
• Collected career win No. 300 in the 2017-18 season opener at Vanderbilt
• Notched career win No. 250 in the first round of the WNIT vs. Ball State in 2015
• Team won consecutive postseason games for first time in program history in 2015
• Team has notched 20-plus wins 14 of 16 seasons
• Team has participated in national postseason tournament 18 consecutive years under Insell (10 NCAAs, 6 WNITs) (NOTE: 2019-20 postseason was cancelled due to COVID-19)
• Only coach in NCAA history to produce three consecutive NCAA scoring champions
• Led Middle Tennessee to seven Sun Belt Conference championships in eight-season span
• Has developed six All-Americans, five conference players of the year and four WNBA draft picks
• Three-time Coach of the Year
• Guided Middle Tennessee to school-record 30 wins in 2006-07

Shelbyville (Tenn.) Central HS (1978-2005)
• In 28 seasons, had Shelbyville Central in the Class AAA state championship game 15 times. Class AAA is the highest classification in Tennessee.
• Led Shelbyville Central High School to a TSSAA record 10 Class AAA state championships.
• Shelbyville Central was named USA Today National Champions in 1989 & 1991.
• Posted a 775-148 record for an 84 percent winning percentage.
• Four-time National Coach of the Year - USA Today 1989, 1991; Converse National High School Coach of the Year 1990, 1992.
• Guided teams to Tennessee state records for most consecutive wins (110), consecutive state titles (4) and most state championships for a coach (10).
• 1991 Shelbyville team selected as the Tennessee Sports Hall of Fame Team of the Year – the first high school team ever to be recognized.
• Received invitation to the Oval Office from President George H. W. Bush for academic and athletic achievement.
• Led Shelbyville to 23 district championships, 16 regional championships and 15 appearances in the TSSAA Class AAA state championship game

AAU
• Won three AAU National Championships (1988, 1998 and 2004)
• First coach of the Kodak High School All-American Game in 1992
• Served as coach of the South Team at the 2002 Olympic Festival, the first Youth Development Festival by USA Basketball

Personal
• Birthdate: June 5, 1951
• Hometown: Woodbury, Tenn.
• Spouse: the former Deb Spry
• Children: Tom, Kyle and Matt
• Parents: Charles and Dot Insell

Insell vs...

Alabama	1-1
Arizona	2-0
Arizona State	0-3
Arkansas	0-4
Arkansas State	11-2
Auburn	1-0
Austin Peay	10-1
Ball State	1-1
Belmont	0-3
Canisius	1-0
Central Michigan	1-1
Charlotte	12-1
Chattanooga	3-2
Clemson	2-0
Coppin State	1-0
Dartmouth	1-0
Denver	9-0
East Carolina	3-0
Eastern Kentucky	1-0
ETSU	2-0
FIU	28-4
Florida Atlantic	28-1
Florida State	0-1
Fordham	0-1
Furman	2-0
Georgia	1-2
Georgia Southern	1-0
Georgia State	2-0
Georgia Tech	0-5
Gonzaga	1-1
Houston	2-0
Iowa	0-1
Indiana	1-0
illinois	1-0
IUPUI	1-0
James Madison	1-1
Kansas State	1-0
Kennesaw State	2-0
Kentucky	3-9
Lipscomb	4-0
Louisiana	11-0
Louisiana Tech	8-3
Louisville	1-4
LSU	2-1
Maine	1-0
Marquette	0-1
Marist	0-1
Marshall	12-2
Maryland	0-2
Memphis	1-0
Mercer	1-0
Miami	2-0
Michigan State	0-1
Minnesota	1-0
Mississippi State	1-1
Mississippi Valley State	1-0
Missouri State	2-0
Morehead State	1-0
Nevada	1-0
New Orleans	7-0
North Dakota State	1-1
North Texas	19-1
Ohio	0-3
Oklahoma	0-1
Old Dominion	8-6
Ole Miss	3-1
Oregon State	0-1
Penn State	1-1
Rice	9-4
Seton Hall	0-1
Southern Illinois	1-0
Southern Miss	7-8
South Alabama	17-0
South Dakota State	4-4
Southeastern La.	1-0
St. Bonaventure	1-0
TCU	1-1
Temple	0-1
Tennessee	0-8
Tennessee State	1-0
Tennessee Tech	15-1
Toledo	1-0
Troy	18-2
Tulane	3-2
Tulsa	1-0
UAB	14-6
UALR	9-6
UCF	4-0
ULM	10-0
UNC Asheville	2-0
UNC Wilmington	1-0
UNLV	1-0
USC (Southern Cal)	0-1
USF	2-0
UTEP	9-2
UTSA	8-0
Utah	0-1
Vanderbilt	4-1
VCU	2-0
Virginia	0-3
Wake Forest	2-0
Western Carolina	1-2
Western Kentucky	23-12
Wofford	86-56
Wright State	1-0

KIM BREWTON, LIBERTY (2000)

13TH SEASON

Veteran collegiate women's basketball coach Kim Brewton begins her 13th season with the Lady Raiders in 2022-23 after joining Head Coach Rick Insell's coaching staff in July 2010.

Brewton's experience is one of the many assets she brings to the Blue Raider bench. She has been highly successful in women's basketball, both as a player and an assistant coach.

At Middle Tennessee, Brewton's responsibilities include, but are not limited to, recruiting, scouting, coaching guards and day-to-day preparation of the Blue Raider basketball team.

During her time at Middle Tennessee, Brewton has helped transform the Blue Raider backcourt, including developing some of the top guards in program history. In fact, Brewton has coached six position players who are in the program's 1,000-point club – Ty Petty, Kortni Jones, Icelyn Elie, Anne Marie Lanning, Olivia Jones and Anastasia Hayes.

Anastasia Hayes was named Conference USA Player of the Year following the 2020-21 season after finishing second in the nation in scoring with 26.5 ppg. Anastasia Hayes was C-USA Newcomer of the Year in 2019-20.

Brewton has developed three C-USA Freshmen of the Year (Olivia Jones, 2014; Taylor Sutton, 2018; Aislynn Hayes, 2020). Hayes become just the second player in program history to be named Freshman All-American when she was so honored by Her Hoops Stats in 2019-20.

Additionally, Brewton's guards also have been named C-USA Newcomer of the Year twice with A'Queen Hayes being honored in 2019 and Anastasia Hayes garnering the award in 2020.

Under Brewton's direction, Aislynn Hayes was a seven-time C-USA Freshman of the Week honoree in 2019-20. The seven honors are second most for a player in league history. Aislynn Hayes also became the only player ever to be named United States Basketball Writers Association National Freshman of the Week three times during the 2019-20 season. Sutton and Anna Jones also received USBWA National Freshman of the Week honors during their time with the program.

Brewton was instrumental in working with Kortni Jones, who made the transition from point guard to shooting guard and developed into the most prolific shooter in program history.

Kortni Jones set single-season school and conference records for 3-pointers made (115) and attempted (329), placing second nationally and tying for 10th on the all-time NCAA list for conversions. Jones also became the first MT women's basketball player to earn an invitation to the State Farm 3-Point Championships in 2013.

Brewton also helped develop guard Brea Edwards into one of the nation's premier shooters in 2016-17 when she finished second on the single-season 3-point field goals list with 98. Edwards was a first-team All C-USA selection and the Tennessee Sports Writers Player of the Year in 2016.

Another of Brewton's guard, Ty Petty, blossomed into one of the best to play her position at Middle Tennessee. Petty became MT's single-season assist leader in 2015-16 with 195 helpers on her way to first-team All C-USA honors. She was also MVP of the C-USA Championship. Additionally, Petty was a 1,000-point scorer, finished second on the career assists list with 540.

Shanice Cason stepped into the starting point guard role for 30 games in 2011-12 as the team's point guard and led the squad in assist/turnover ratio. Meanwhile, walk-on Caroline Warden became a go-to player during the Blue Raiders' successful run to the Sun Belt Conference regular season and tournament titles that same season.

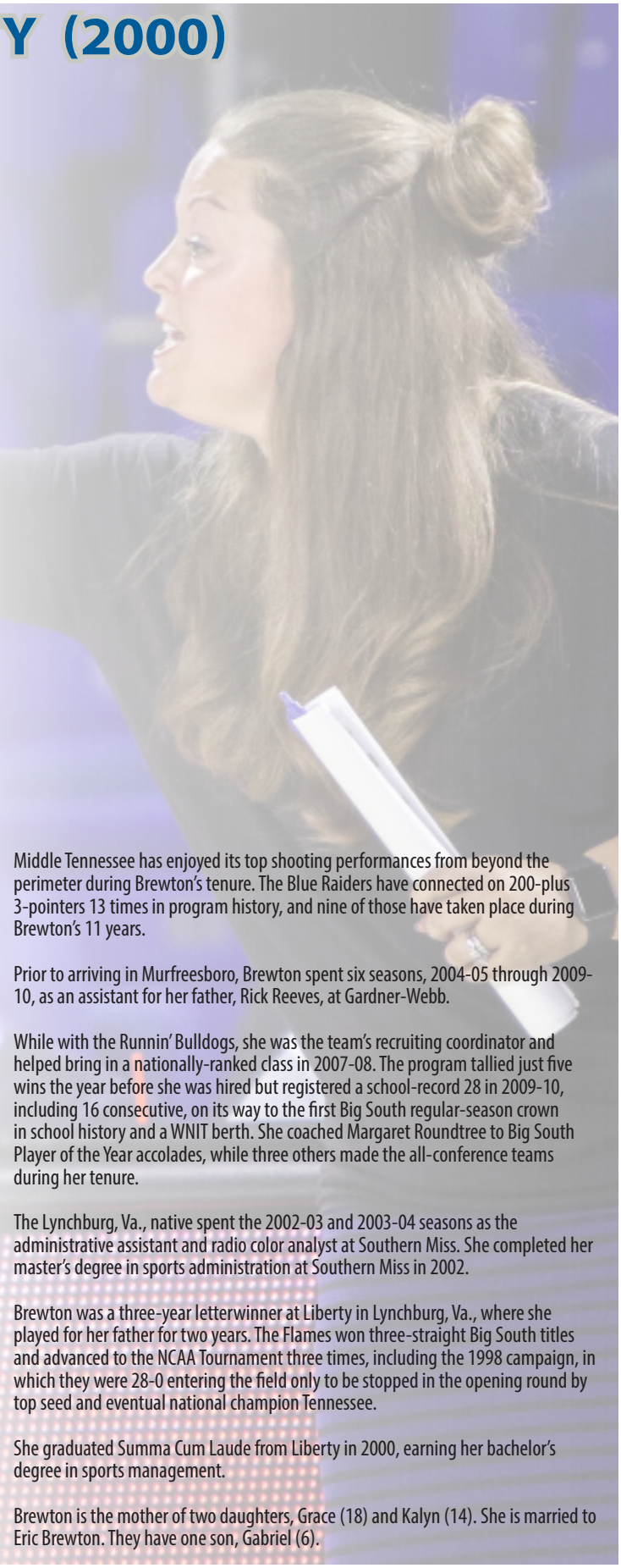

Middle Tennessee has enjoyed its top shooting performances from beyond the perimeter during Brewton's tenure. The Blue Raiders have connected on 200-plus 3-pointers 13 times in program history, and nine of those have taken place during Brewton's 11 years.

Prior to arriving in Murfreesboro, Brewton spent six seasons, 2004-05 through 2009-10, as an assistant for her father, Rick Reeves, at Gardner-Webb.

While with the Runnin' Bulldogs, she was the team's recruiting coordinator and helped bring in a nationally-ranked class in 2007-08. The program tallied just five wins the year before she was hired but registered a school-record 28 in 2009-10, including 16 consecutive, on its way to the first Big South regular-season crown in school history and a WNIT berth. She coached Margaret Roundtree to Big South Player of the Year accolades, while three others made the all-conference teams during her tenure.

The Lynchburg, Va., native spent the 2002-03 and 2003-04 seasons as the administrative assistant and radio color analyst at Southern Miss. She completed her master's degree in sports administration at Southern Miss in 2002.

Brewton was a three-year letterwinner at Liberty in Lynchburg, Va., where she played for her father for two years. The Flames won three-straight Big South titles and advanced to the NCAA Tournament three times, including the 1998 campaign, in which they were 28-0 entering the field only to be stopped in the opening round by top seed and eventual national champion Tennessee.

She graduated Summa Cum Laude from Liberty in 2000, earning her bachelor's degree in sports management.

Brewton is the mother of two daughters, Grace (18) and Kalyn (14). She is married to Eric Brewton. They have one son, Gabriel (6).

NINA DAVIS, BAYLOR (2017)

THIRD SEASON



Nina Davis begins her third season as an assistant coach at Middle Tennessee following a heralded career at Baylor University.

A native of Memphis, Tennessee, Davis brings a wealth of experience to the Lady Raider bench, boasting more than 20 years of basketball experience from coaching, playing and broadcasting the game.

Davis is involved with every aspect of the program, including on-floor coaching, player development and recruiting. Her excellent leadership skills and knowledge of the game are great assets, along with having learned the game from hall of fame coaches.

Head Coach Rick Insell lauds Davis as a premier coach of post players because she understands what it takes to play the position at a high level as she did as a player at Baylor.

Davis was tasked with development of three Lady Raider freshmen post players in 2020-21: Jada Grannum, Kseniia Kozlova and Anabel LaTorre. All three made showed progress, making gains throughout the season.

The third-year coach has worked closely with Courtney Whitson and Anastasiia Boldyreva, two key contributers in last season's deep run in the WNIT.

Davis enjoyed a brilliant four-year career at Baylor where she played for Hall of Fame Coach Kim Mulkey and helped lead the Bears to four consecutive NCAA Tournaments. Baylor reached the Elite Eight in each of Davis' four seasons.

Davis was instrumental in helping lead Baylor to a 134-15 record during her playing career, averaging 16.3 points per game. She is the only player in Big 12 history to be named to the All-Tournament team all four years and was named Big 12 Championship MVP twice. She finished her career with more than 2,000 points and 1,000 rebounds, which is fifth all time at Baylor for both categories.

Davis' was a two-time Associated Press All-American and was also named to All-American teams by USBWA, WBCA and Wooden Award. She was the Big 12 Freshman of the Year in 2014 and the Big 12 Player of the Year in 2015, as well as a three-time All-Big 12 first team honoree.

In 2015, Davis represented her country on the USA Basketball Team which captured the gold medal with a perfect 6-0 record at the World University games in Gwangju, South Korea.

Upon completion of her collegiate career, Davis played for the Austria Flying Foxes in 2017-18, where she helped lead the team to the regular season and cup championships. Davis was named MVP of both.

Davis opted to begin a professional broadcasting career after one season at the professional level. She broadcasted the NCAA Women's Final Four and National Championship with ESPN in 2019 before joining the FOX Sports team.

Davis was a highly-decorated prep standout at Memphis Central where she was the Tennessee Gatorade Player of the Year and a Parade All-American in 2013. She was was named 2013 Class AAA Miss Basketball when she averaged 28.3 points, 10.8 rebounds, 2.7 assists, 2.7 steals and 1.5 blocks. Davis scored more than 2,000 points and pulled more than 1,000 rebounds during her career. She led Memphis Central into the Class AAA state tournament all four years, winning the championship in 2013.

MATT INSELL, MIDDLE TENNESSEE (2007)

FIFTH SEASON

One of the rising stars in the women's basketball coaching ranks, Matt Insell begins his fourth season with Middle Tennessee in 2021-22 after joining Head Coach Rick Insell's staff in May, 2018.

Matt Insell, who is the son of Hall of Fame Coach Rick Insell, previously served as the head women's basketball coach at Ole Miss for five seasons before returning to his alma mater, where he earned a bachelor's degree in political science in 2007.

In what already has been a stellar career, Matt Insell has been a part of nine teams that have participated in postseason play. Four of his teams at Kentucky advanced to the NCAA Tournament with three reaching the Elite Eight and another falling in the second round. Middle Tennessee advanced into the NCAA Tourament in 2021. Matt Insell also participated in the WNIT four times, twice with Ole Miss and twice at Middle Tennessee.

Although a great deal of work turned in by assistant coaches is behind the scenes, Matt Insell plays a vital role in Middle Tennessee's success. His game scouts are descriptive and detailed, and he also focuses time with game planning and player development.

Building relationships is also one of Matt Insell's strong suits. He prides himself on being there for student-athletes whenever guidance is needed to ensure they are able to enjoy a successful college career both on and off the court.

Matt Insell has shown an ability to recruit nationally and has an extraordinary talent to connect with elite prospects. His recruiting savvy was realized from the outset as he made an immediate impact at Middle Tennessee with the signing of two McDonald's All-Americans (Rellah Boothe and Anastasia Hayes) in his first season on the staff. He also signed graduate transfer A'Queen Hayes, who would become the 2018-19 C-USA Newcomer of the Year, while Anastasia Hayes earned the honor in 2019-20. Anastasia Hayes was also C-USA Player of the Year in 2021.

At Middle Tennessee, Matt Insell is involved in every aspect of the program with an emphasis on recruiting, player development and working with Lady Raider guards. During Matt Insell's first year on the Lady Raider bench, A'Queen Hayes and Taylor Sutton were decorated with C-USA Newcomer of the Year and Freshman of the Year, respectively.

Another of Matt Insell's heralded signees, Aislynn Hayes, a heralded 2019 signee, burst onto the scene and became the second player in program history to be named Freshman All-American in 2019-20. She was also C-USA Freshman of the Year, a seven-time C-USA Freshman of the Week and a three-time USBWA National Freshman of the Week.

During his time at Ole Miss, Matt Insell led the program to four top-25 wins and two 17-plus win seasons amidst the intense strength of schedule in the SEC. He was named the eighth head women's basketball coach in Ole Miss history (3/28/13), following five seasons as an assistant on Matthew Mitchell's staff at Kentucky.

Matt Insell led Ole Miss to two national postseason tournaments where they competed in the WNIT. Ole Miss opened its brand-new arena, The Pavilion at Ole Miss, with 12-straight home wins -- the most home since the late 1980s when Ole Miss won 15 straight. Ole Miss also set a new attendance record for the third straight year with 8,088 fans in attendance to see the Rebels earn their 800th win in program history over Jackson State.

Insell guided Ole Miss to some significant wins during his time in Oxford, Miss., knocking off eventual Elite Eight school and 25th-ranked Oregon at home, 83-67 -- marking the third-straight season with a top-25 win under Insell. The Rebels also ended a pair of long losing streaks during the year, breaking a 28-game losing streak that dated back to 1996 against Tennessee (67-62), as well as picking up the first win over Texas A&M since 1997 on Senior Night with a 62-49 victory.

Insell led a young team in 2015-16 with just two seniors and only two returnees that had been in the program for more than two seasons, but the Rebels still produced some exciting moments on the court. For the second consecutive season, the Rebels knocked off a ranked foe with a 67-59 victory over No. 9 Kentucky.The win was the first over a top-10 school for Ole Miss since 2010, when the Rebels took down No. 8 Georgia (66-65).

In just his second year at Ole Miss, Matt Insell took the Rebels to new heights in 2014-15 with 19 wins and seven victories in SEC play, the most overall wins since the 2009-10 season. The Rebels also returned to the postseason with a third-round foray into the WNIT.

The Rebels, who improved seven wins in 2014-15, posted four wins over NCAA Tournament participants, and, after being picked to finish last in the SEC preseason coaches and media poll, closed the season tied for No. 7 in the league standings. Ole Miss garnered the No. 8 seed for the SEC Tournament -- the highest seed for the Rebels in five seasons.

In 2014-15, Insell and the Rebels knocked off ranked foes in No. 13 Kentucky and No. 18 Georgia -- the first time in five years Ole Miss had defeated a ranked foe. The season also saw Ole Miss pick up its 400th win at Tad Smith Coliseum. One of the high points of the season was when Matt Insell and his father, Rick, made women's basketball history by becoming the first father-son duo to play against each other in NCAA women's basketball when Middle Tennessee made the trip to Oxford in November. Insell laid the foundation for the Rebels during his first season in 2013-14, leading Ole Miss to a 10-6 non-conference record and a seven-game winning streak -- the longest streak for the Rebels since the 2007-08 season.

After battling through the always-challenging SEC schedule, the Rebels entered the SEC Tournament as the No. 14 seed, determined to take the momentum from a regular season finale victory over Auburn into the postseason tournament. Drawing the No. 11 seed Arkansas, the Rebels took care of business with a 63-62 victory, giving Ole Miss a statement win for Matt Insell. He also led the Rebels to wins over instate rival, Mississippi State, to give the first-year head coach his first SEC victory.

Prior to his time leading the Rebels, Matt Insell spent five years as an assistant coach for a very successful Kentucky Wildcat team under head coach Matthew Mitchell. While there, UK recorded four 20-win seasons and four trips to the NCAA Tournament -- ending each of the last three seasons he spent in Lexington ranked in the top-25.

Matt Insell, who was responsible for the guards while also having recruiting and player development duties, served as the top assistant coach and helped UK ink three top-10 recruiting classes and seven McDonald's All-Americans. During his time at Kentucky, Insell helped develop guard A'dia Mathies, a two-time SEC Player of the Year and All-America candidate, and Bria Goss who was named SEC Freshman of the Year.

Before his time at Kentucky, Insell was the director of basketball operations at Louisiana tech under head coach Chris Long. He ended up at Louisiana Tech following an extremely successful career as one of the top AAU coaches in the country, leading the Tennessee Flight -- a Nike Elite travel program. Matt Insell made a national name for himself when 41 of his former AAU players went on to play Division I basketball, including former Wildcats Victoria Dunlap and Crystal Riley. He also coached the Shelbyville Sports Shop 15-Under team to the AAU National Championship title in 2004.

Matt Insell earned valuable basketball experience while attending the University of Tennessee from 2001-05. He worked closely with both the men's and women's basketball programs, serving as a student assistant and video coordinator under former men's head coach Buzz Peterson and as an instructor at Pat Summitt's summer basketball camps. The Shelbyville, Tenn., native transferred to Middle Tennessee State during the 2005-06 season.

Matt Insell is married to the former Autumn Clark. They have two children: Clark Richmond (2) and Evie Brooke (1).

Eddie SANDERS

DIRECTOR OF OPERATIONS
FOURTH SEASON
FREED-HARDEMAN, 1993

Eddie Sanders enters his fourth season with Middle Tennessee women's basketball team as the coordinator for basketball relations on Head Coach Rick Insell's staff.

Sanders has a varied background as a high school educator, basketball coach and has served in many different capacities in religious ministries.

His duties at Middle Tennessee include, but are not limited to, assisting with administrative aspects of the program. Essential tasks will include: oversight of day-to-day correspondence with university officials, oversight of daily on-going recruiting activities, community outreach and community service projects and NCAA Life Skill programs developed for women's basketball student-athletes.

Sanders was most recently the head girls' basketball coach at Harding University High School in Charlotte, N.C., where he served in that capacity for two season.

Sanders began his coaching career as a student assistant at his alma mater, Freed-Hardeman, from 1989-to-93 before beginning his prep coaching career at Henry County High School in Paris, Tenn. From there, Sanders accepted a coaching position at Shelbyville Central High School where he worked with the boys' basketball program. During his time in Shelbyville, Tenn., Sanders also was heavily involved with the AAU Boys' Basketball Program.

After his stint at Shelbyville, Sanders became an instructor at Friendship Christian in Lebanon, Tenn., before beginning a career as a minister at Macedonia Church of Christ in Columbia, Tenn. Sanders also has served as a minister at churches in Kentucky and North Carolina.

Originally from Paris, Tenn., Sanders received his bachelor's degree at Freed-Hardeman University in Henderson, Tenn., and he also has a Masters of Science in psychology. Sanders is married to the former Annette McGowan.

Tom HODGES

DIRECTOR OF ANALYTICS
TENNESSEE TECH, 2004

Tom Hodges brings a wealth of coaching knowledge and recruiting savvy as he begins his first season as the Director of Analytics on the Middle Tennessee staff.

Hodges, a native of Shelbyville, Tenn., was previously a member of Coach Insell's staff from 2005-10 and 2014-17. During his first stint in Murfreesboro, the Lady Raiders won four Sun Belt Conference championships and set numerous records.

With an overall record of 126-38, Hodges was a part of wins over teams such as Georgia, LSU, Kentucky, Louisville, Indiana, Penn State, Minnesota, Arizona, and Old Dominion. Middle Tennessee also saw its home attendance grow from 600 fans per game to well more than 4,000 by the 2009-10 season.

Middle Tennessee has also realized great success during Hodges' second tenure on Rick Insell's staff. The Blue Raiders won the C-USA Championship in 2015-16 and earned their 18th NCAA Tournament appearance. In his first season back, the 2014-15 Blue Raiders made a substantial run in the WNIT, reaching the quarterfinals.

Hodges assisted in developing standout Alex Johnson into the C-USA Freshman of the Year in 2015-16. She was a first-team All C-USA pick in 2016-17, when she also became a member of the program's 1,000-point club. In fact, Johnson became the fastest sophomore Lady Raider to reach the milestone. Johnson also was named All C-USA as a junior in 2017-18, despite missing nine games with an ankle injury.

Under Hodges' guidance, Johnson was also named the C-USA Preseason Player of the Year and was one of 20 players nationally named to the 2018 Katrina McClain Award Watch List, recognizing the top power forwards in the country.

Under Hodge's tutelage, junior post Gabby Lyon was named C-USA Sixth Player of the Year in 2016-17.

Hodges has been part of eight conference championships, five trips to the NCAA Tournament, and four trips the Women's NIT in just 15 years.

Hodges has coached six conference players of the year (Janet Holt and Emily Chrisian, Tennessee Tech; Katasha Brown, Chattanooga; Chrissy Givens and Alysha Clark, Middle Tennessee; Chynna Bozeman, Morehead State) and three All-Americans (Givens, Clark and Amber Holt, Middle Tennessee).

He has also had four players drafted by the WNBA (Givens - 31st to the Phoenix Mercury; Amber Holt - Ninth to Connecticut Sun; Clark - 17th to San Antonio Silver Stars; and Cheyenne Parker - 5th to the Chicago Sky). Also at Middle Tennessee, Hodges saw Holt lead the nation in scoring (28.3 ppg) in 2007-2008, while Clark also led the nation in scoring in 2008-2009 (28.5 ppg) and 2009- 2010 (29.2 ppg).

Hodges was an assistant for the 2004-05 Chattanooga team that went 25-5, won the Southern Conference regular-season championship, and earned a berth to the Postseason WNIT. While at Chattanooga, he mentored two first-team All-Southern Conference players in Tiffani Roberson and Katasha Brown.

Hodges rejoined Coach Insell's staff after four years as the head coach at Morehead State, where he was the youngest head coach in Division I upon his hiring. In his first year with the Eagles, Hodges immediately continued the success the program had seen over the last few years, leading the Eagles to a 21-10 record in his first collegiate season as a head coach while guiding MSU to a third-place finish in the league race.

The 21 wins set a single-season school record for victories by a first year head coach. During his tenure at Morehead State, Hodges developed four All-Ohio Valley Conference honorees, including OVC Player of the Year Chynna Bozeman in 2010-11.

He began his coaching career at Tennessee Tech as an undergraduate assistant for coach legendary coach Bill Worrell. The Golden Eagles won two Ohio Valley Conference regular-season titles during Hodges' time, amassing a 78-42 record, including 26-4 in 2000-01 (which included the nation's longest winning streak of 19 games) and 22-8 in 2001-02.

Hodges received his bachelor's degree in extended education with a concentration in health and history in 2004 from Tennessee Tech. In the summer of 2011, Hodges was in the inaugural graduation class of the Center for Coaching Excellence held at Columbia University.

He was married in June of 2009, to the former Hillary Maxwell, who was previously head girls' basketball coach at Riverdale High School in Murfreesboro, Tenn. where she won a state title in 2010. The couple has two children, Cooper and Isabelle.

Chandler STEVENS

ATHLETIC TRAINER
FIRST SEASON

Tessa GROSSMAN

ASSOCIATE DIRECTOR, STRENGTH AND CONDITIONING
SECOND SEASON
DARTMOUTH, 2020

Tessa Grossman is in her second season as the head strength and conditioning coach for Middle Tennessee women's basketball and football. She was promoted to Associate Director for Strength and Conditioning in July, 20222.

Grossman is responsible for designing and implementing strength and conditioning programs for the women's basketball and football teams. She creates curriculum and oversees the strength and conditioning internship program, while also assisting with managing the Middle Tennessee nutrition area.

Prior to Middle Tennessee, Grossman served as graduate assistant strength and conditioning coach at Illinois State University, where she was responsible for designing and implementing annual training programs for women's gymnastics, women's golf and men's tennis. She also assisted with the implementation of training programs for football, softball, volleyball and women's basketball.

Grossman was also a Bill Walsh Diversity Coaching Fellow for the Cincinnati Bengals, where she participated in virtual Q & A sessions with the Bengals' physical therapist and their strength and conditioning staff. The fellowship program was adapted due to COVID protocols.

Grossman also served as an intern football strength coach at the University of California Berkeley, the Los Angeles Rams, Mamba Sports Academy, Dartmouth College and Keen Performance.

Grossman received her B.S. degree from Dartmouth College in May, 2020, and her Master of Science in Sports Psychology and Biomechanics from Illinois State in 2022.

Grossman is a certified strength and conditioning specialist (CSCS) through NCSA, and she is also AED/CPR certified.

2021-22
SEASON REVIEW

2021-22 Middle Tenn. Women's Basketball
Combined Team Statistics
All games

Game Records

Record	Overall	Home	Away	Neutral
ALL GAMES	27-8	16-1	9-5	2-2
CONFERENCE	14-4	9-0	5-4	0-0
NON-CONFERENCE	13-4	7-1	4-1	2-2

Score by Periods

Team	1st	2nd	3rd	4th	OT	TOT
Middle Tenn.	580	552	612	616	35	2395
Opponents	486	430	500	559	43	2018

Team Box Score

No.	Player				Total		3-Point		F-Throw		Rebounds											
		GP-GS	MIN	AVG	FG-FGA	FG%	3FG-3FGA	3FG%	FT-FTA	FT%	OFF	DEF	TOT	AVG	PF	DQ	A	TO	BLK	STL	PTS	AVG
5	MALASHKA, Kseniya	31-1	639:05	20.6	156-336	.464	29-96	.302	80-106	.755	55	109	164	5.3	99	4	23	67	48	41	421	13.6
33	WHITSON, Courtney	35-35	1345:26	38.4	152-390	.390	77-236	.326	52-65	.800	83	172	255	7.3	105	5	77	76	10	46	433	12.4
15	SAAR, Dor	35-35	1215:47	34.7	139-409	.340	90-269	.335	48-57	.842	17	114	131	3.7	61	1	126	79	2	54	416	11.9
10	GREGORY, Jalynn	34-34	1132:24	33.3	117-300	.390	71-192	.370	47-58	.810	29	82	111	3.3	98	2	53	46	2	47	352	10.4
2	BOLDYREVA, Anastasiia	35-35	617:31	17.6	123-237	.519	7-15	.467	42-62	.677	44	91	135	3.9	62	0	17	43	56	6	295	8.4
23	WHITTINGTON, Alexis	34-34	1253:28	36.9	87-220	.395	49-136	.360	24-27	.889	53	139	192	5.6	83	3	75	40	9	74	247	7.3
1	BLAKELY, Courtney	35-1	562:29	16.1	64-170	.376	7-43	.163	43-66	.652	14	53	67	1.9	63	0	72	58	2	38	178	5.1
4	DODGEN, Gracie	17-0	50:32	3.0	6-18	.333	6-17	.353	0-2	.000	0	2	2	0.1	1	0	0	3	0	0	18	1.1
22	GRANNUM, Jada	27-0	140:52	5.2	8-11	.727	0-1	.000	6-7	.857	15	20	35	1.3	42	2	2	14	5	3	22	0.8
24	WHITTINGTON, Amanda	21-0	79:34	3.8	4-10	.400	1-7	.143	0-2	.000	5	2	7	0.3	6	0	1	4	1	3	9	0.4
11	LATORRE, Anabel	5-0	10:16	2.1	1-2	.500	0-0	.000	0-6	.000	2	1	3	0.6	0	0	0	0	0	0	2	0.4
35	KOZLOVA, Kesniia	5-0	29:58	6.0	1-4	.250	0-0	.000	0-0	.000	6	3	9	1.8	4	0	1	1	0	0	2	0.4
3	PAYNE, Skye	5-0	54:02	10.8	0-2	.000	0-2	.000	0-0	.000	0	2	2	0.4	3	0	0	1	0	0	0	0.0
Team											51	97	148					28				
Total		**35**	**7131**		**858-2109**	**.407**	**337-1014**	**.332**	**342-458**	**.747**	**374**	**887**	**1261**	**36.0**	**627**	**17**	**447**	**460**	**135**	**312**	**2395**	**68.4**
Opponents		**35**	**7100**		**709-1868**	**.380**	**161-579**	**.278**	**439-618**	**.710**	**351**	**914**	**1265**	**36.1**	**542**	**5**	**367**	**612**	**63**	**219**	**2018**	**57.7**

Team Statistics

	MTSU	OPP
Scoring	**2395**	**2018**
Points per game	68.4	57.7
Scoring margin	+10.8	-
Field goals-att	**858-2109**	**709-1868**
Field goal pct	.407	.380
3 point fg-att	**337-1014**	**161-579**
3-point FG pct	.332	.278
3-pt FG made per game	9.6	4.6
Free throws-att	**342-458**	**439-618**
Free throw pct	.747	.710
F-Throws made per game	9.8	12.5
Rebounds	**1261**	**1265**
Rebounds per game	36.0	36.1
Rebounding margin	-0.1	-
Assists	**447**	**367**
Assists per game	12.8	10.5
Turnovers	**460**	**612**
Turnovers per game	13.1	17.5
Turnover margin	+4.3	-
Assist/turnover ratio	1.0	0.6
Steals	**312**	**219**
Steals per game	8.9	6.3
Blocks	**135**	**63**
Blocks per game	3.9	1.8
Winning streak	**0**	**-**
Home win streak	0	-
Attendance	**52575**	**14441**
Home games-Avg/Game	17-3093	14-1032
Neutral site-Avg/Game	-	4-0

Team Results

Date	Opponent		Score	Att.
11/09/2021	East Carolina	W	70-49	2450
11/12/2021	at VCU	W	54-46	495
11/15/2021	Vanderbilt	W	55-46	4510
11/22/2021	at Tennessee Tech	W	65-47	1056
11/26/2021	vs Marquette	Lot	55-59	0
11/27/2021	vs Illinois	W	62-52	0
12/03/2021	Mercer	W	59-49	3227
12/05/2021	at Lipscomb	W	84-59	726
12/11/2021	at Troy	L	76-77	877
12/17/2021	Southern Ill.	W	62-61	3355
12/30/2021	at UTSA	W	85-56	317
01/01/2022	at UTEP	L	55-56	798
01/07/2022	Rice	W	87-63	1806
01/09/2022	North Texas	W	80-52	2842
01/13/2022	at Fla. Atlantic	W	60-56	372
01/15/2022	at FIU	Lot	54-56	94
01/22/2022	at Southern Miss.	W	81-71	1611
01/27/2022	Marshall	W	80-41	3025
01/29/2022	Western Ky.	W	71-64	3806
02/05/2022	UAB	W	75-55	3678
02/10/2022	at Old Dominion	L	56-58	1574
02/13/2022	at Charlotte	W	46-45	556
02/17/2022	FIU	W	63-49	2505
02/19/2022	Fla. Atlantic	W	72-49	3352
02/24/2022	at Marshall	W	65-57	573
02/26/2022	at Western Ky.	Lot	93-97	1309
03/02/2022	Charlotte	W	72-65	3307
03/05/2022	Old Dominion	W	62-44	3606
03/10/2022	vs Southern Miss.	W	70-50	0
03/11/2022	vs Louisiana Tech	L	72-80	0
03/17/2022	Wofford	W	86-56	2012
03/21/2022	Wake Forest	W	67-55	2050
03/24/2022	Vanderbilt	W	55-53	3022
03/28/2022	at Toledo	Wot	73-71	4083
03/31/2022	Seton Hall	L	73-74	4022

2021-22 Middle Tenn. Women's Basketball
Combined Team Statistics
In Conference games

Game Records

Record	Overall	Home	Away	Neutral
ALL GAMES	14-4	9-0	5-4	0-0
CONFERENCE	14-4	9-0	5-4	0-0
NON-CONFERENCE	0-0	0-0	0-0	0-0

Score by Periods

Team	1st	2nd	3rd	4th	OT	TOT
Middle Tenn.	309	300	294	339	15	1257
Opponents	278	221	266	248	21	1034

Team Box Score

No.	Player				Total		3-Point		F-Throw		Rebounds											
		GP-GS	MIN	AVG	FG-FGA	FG%	3FG-3FGA	3FG%	FT-FTA	FT%	OFF	DEF	TOT	AVG	PF	DQ	A	TO	BLK	STL	PTS	AVG
33	WHITSON, Courtney	18-18	689:48	38.3	85-201	.423	38-108	.352	28-33	.848	49	100	149	8.3	55	1	45	42	6	26	236	13.1
5	MALASHKA, Kseniya	16-1	305:18	19.1	73-145	.503	12-39	.308	49-65	.754	21	48	69	4.3	53	3	10	36	21	22	207	12.9
15	SAAR, Dor	18-18	671:42	37.3	64-207	.309	41-131	.313	21-24	.875	8	51	59	3.3	34	1	63	34	2	26	190	10.6
2	BOLDYREVA, Anastasiia	18-18	387:59	21.6	76-149	.510	4-9	.444	29-43	.674	31	57	88	4.9	33	0	12	24	37	3	185	10.3
10	GREGORY, Jalynn	17-17	546:49	32.2	56-141	.397	34-90	.378	28-37	.757	14	38	52	3.1	49	1	26	18	0	22	174	10.2
23	WHITTINGTON, Alexis	17-17	638:01	37.5	51-113	.451	30-69	.435	16-19	.842	23	69	92	5.4	43	3	43	20	4	36	148	8.7
1	BLAKELY, Courtney	18-1	312:55	17.4	34-88	.386	4-24	.167	22-33	.667	10	33	43	2.4	38	0	39	33	1	21	94	5.2
4	DODGEN, Gracie	9-0	25:53	2.9	4-8	.500	4-7	.571	0-2	.000	0	2	2	0.2	0	0	0	1	0	0	12	1.3
22	GRANNUM, Jada	13-0	35:24	2.7	2-2	1.000	0-0	.000	4-4	1.000	4	4	8	0.6	9	0	1	2	2	1	8	0.6
24	WHITTINGTON, Amanda	11-0	34:05	3.1	1-5	.200	1-5	.200	0-0	.000	2	1	3	0.3	5	0	0	2	0	1	3	0.3
11	LATORRE, Anabel	2-0	02:06	1.0	0-0	.000	0-0	.000	0-0	.000	0	0	0	0.0	0	0	0	0	0	0	0	0.0
Team											23	51	74					16				
Total		**18**	**3650**		**446-1059**	**.421**	**168-482**	**.349**	**197-260**	**.758**	**185**	**454**	**639**	**35.5**	**319**	**9**	**239**	**228**	**73**	**158**	**1257**	**69.8**
Opponents		**18**	**3650**		**363-956**	**.380**	**84-309**	**.272**	**224-305**	**.734**	**174**	**448**	**622**	**34.6**	**286**	**3**	**189**	**308**	**24**	**109**	**1034**	**57.4**

Team Statistics

	MTSU	OPP
Scoring	**1257**	**1034**
Points per game	69.8	57.4
Scoring margin	+12.4	-
Field goals-att	**446-1059**	**363-956**
Field goal pct	.421	.380
3 point fg-att	**168-482**	**84-309**
3-point FG pct	.349	.272
3-pt FG made per game	9.3	4.7
Free throws-att	**197-260**	**224-305**
Free throw pct	.758	.734
F-Throws made per game	10.9	12.4
Rebounds	**639**	**622**
Rebounds per game	35.5	34.6
Rebounding margin	+0.9	-
Assists	**239**	**189**
Assists per game	13.3	10.5
Turnovers	**228**	**308**
Turnovers per game	12.7	17.1
Turnover margin	+4.4	-
Assist/turnover ratio	1.0	0.6
Steals	**158**	**109**
Steals per game	8.8	6.1
Blocks	**73**	**24**
Blocks per game	4.1	1.3
Winning streak	**2**	**-**
Home win streak	9	-
Attendance	**27927**	**7204**
Home games-Avg/Game	9-3103	9-800
Neutral site-Avg/Game	-	0-0

Team Results

Date	Opponent		Score	Att.
12/30/2021	at UTSA	W	85-56	317
01/01/2022	at UTEP	L	55-56	798
01/07/2022	Rice	W	87-63	1806
01/09/2022	North Texas	W	80-52	2842
01/13/2022	at Fla. Atlantic	W	60-56	372
01/15/2022	at FIU	Lot	54-56	94
01/22/2022	at Southern Miss.	W	81-71	1611
01/27/2022	Marshall	W	80-41	3025
01/29/2022	Western Ky.	W	71-64	3806
02/05/2022	UAB	W	75-55	3678
02/10/2022	at Old Dominion	L	56-58	1574
02/13/2022	at Charlotte	W	46-45	556
02/17/2022	FIU	W	63-49	2505
02/19/2022	Fla. Atlantic	W	72-49	3352
02/24/2022	at Marshall	W	65-57	573
02/26/2022	at Western Ky.	Lot	93-97	1309
03/02/2022	Charlotte	W	72-65	3307
03/05/2022	Old Dominion	W	62-44	3606

The Automated ScoreBook
Middle Tennessee Team Game-by-Game Comparison (as of Mar 31, 2022)
All games

Opponent	1st	2nd	Score	Mar	Total FG	FG Pct	3-Pointers	3FG Pct	Free Throw	FT Pct	Rebounds		Assist	T/Over	Block	Steal	Fouls
EAST CAROLINA	31/18	39/31	70-49	+21	21-47/18-54	.447/.333	14-28/3-16	.500/.188	14-18/10-21	.778/.476	38/30	+8	15/8	29/20	4/3	5/10	20/23
VCU	33/11	21/35	54-46	+8	19-59/15-51	.322/.294	6-23/3-16	.261/.188	10-12/13-22	.833/.591	36/43	(7)	10/5	8/14	3/2	8/6	21/16
VANDERBILT	27/24	28/22	55-46	+9	21-59/15-49	.356/.306	9-35/2-11	.257/.182	4-8/14-16	.500/.875	41/33	+8	11/10	21/23	5/2	12/13	20/16
Tennessee Tech	35/19	30/28	65-47	+18	24-53/16-59	.453/.271	9-23/3-29	.391/.103	8-13/12-17	.615/.706	35/42	(7)	15/9	10/16	4/3	9/3	22/14
Marquette	23/17	23/29	55-59	(4)	21-71/23-58	.296/.397	7-30/1-9	.233/.111	6-8/12-16	.750/.750	37/49	(12)	5/12	15/26	4/1	11/4	19/16
Illinois	26/18	36/34	62-52	+10	22-67/21-52	.328/.404	8-41/3-13	.195/.231	10-10/7-21	1000/.333	42/42	-	13/11	13/19	3/3	9/7	17/14
MERCER	36/26	23/23	59-49	+10	22-71/17-51	.310/.333	11-44/3-6	.250/.500	4-5/12-14	.800/.857	44/40	+4	12/6	14/19	3/2	9/6	15/12
Lipscomb	32/27	52/32	84-59	+25	28-61/20-49	.459/.408	16-36/9-25	.444/.360	12-20/10-14	.600/.714	33/33	-	15/13	16/26	3/2	16/6	20/22
Troy	28/31	48/46	76-77	(1)	28-80/26-54	.350/.481	10-39/5-14	.256/.357	10-12/20-28	.833/.714	35/48	(13)	9/13	9/22	1/3	12/4	17/14
SOUTHERN ILL.	27/29	35/32	62-61	+1	24-59/23-58	.407/.397	9-30/3-18	.300/.167	5-10/12-17	.500/.706	30/44	(14)	12/11	14/21	2/1	11/9	22/18
UTSA	40/30	45/26	85-56	+29	30-67/20-58	.448/.345	14-39/3-12	.359/.250	11-13/13-20	.846/.650	43/39	+4	20/11	16/25	4/2	11/5	17/14
UTEP	24/26	31/30	55-56	(1)	20-61/18-52	.328/.346	11-35/3-18	.314/.167	4-6/17-21	.667/.810	34/45	(11)	12/9	10/15	3/1	9/5	18/11
RICE	46/35	41/28	87-63	+24	33-65/23-63	.508/.365	7-19/10-26	.368/.385	14-18/7-12	.778/.583	34/41	(7)	10/12	7/20	6/2	10/3	18/15
NORTH TEXAS	42/35	38/17	80-52	+28	31-65/22-63	.477/.349	11-28/4-17	.393/.235	7-10/4-9	.700/.444	43/36	+7	14/9	12/13	3/1	9/7	18/15
Fla. Atlantic	24/25	36/31	60-56	+4	21-55/19-51	.382/.373	6-22/4-16	.273/.250	12-13/14-16	.923/.875	29/37	(8)	14/12	10/15	5/0	7/8	16/17
FIU	22/28	27/21	54-56	(2)	22-61/18-51	.361/.353	6-29/4-14	.207/.286	4-5/16-18	.800/.889	33/38	(5)	8/10	18/21	4/1	8/8	20/14
Southern Miss.	38/40	43/31	81-71	+10	28-55/28-57	.509/.491	7-22/3-10	.318/.300	18-24/12-15	.750/.800	33/28	+5	13/15	16/18	3/0	11/8	18/22
MARSHALL	39/26	41/15	80-41	+39	28-60/12-47	.467/.255	12-28/4-19	.429/.211	12-17/13-14	.706/.929	37/33	+4	13/5	8/19	2/1	9/8	17/20
WESTERN KY.	36/25	35/39	71-64	+7	21-60/23-49	.350/.469	11-39/5-20	.282/.250	18-25/13-21	.720/.619	36/32	+4	13/13	16/21	6/0	12/11	16/23
UAB	32/23	43/32	75-55	+20	25-58/18-51	.431/.353	9-21/2-12	.429/.167	16-19/17-19	.842/.895	26/40	(14)	13/9	7/21	4/2	9/3	16/14
Old Dominion	20/30	36/28	56-58	(2)	19-56/19-46	.339/.413	7-20/3-10	.350/.300	11-16/17-25	.688/.680	40/30	+10	13/14	19/16	2/4	10/8	24/15
Charlotte	25/23	21/22	46-45	+1	18-48/15-51	.375/.294	3-14/5-19	.214/.263	7-11/10-14	.636/.714	34/34	-	12/11	12/13	6/2	7/6	17/10
FIU	36/22	27/27	63-49	+14	24-53/18-52	.453/.346	7-25/4-15	.280/.267	8-15/9-12	.533/.750	41/23	+18	12/6	18/14	7/1	6/7	19/16
FLA. ATLANTIC	48/20	24/29	72-49	+23	27-64/19-43	.422/.442	13-32/3-10	.406/.300	5-6/8-10	.833/.800	37/25	+12	16/8	8/14	4/0	10/5	10/14
Marshall	34/27	31/30	65-57	+8	19-45/20-50	.422/.400	11-28/7-26	.393/.269	16-21/10-12	.762/.833	32/27	+5	13/13	15/16	3/2	7/3	15/16
Western Ky.	50/36	33/47	93-97	(4)	34-74/33-61	.459/.541	16-30/14-28	.533/.500	9-9/17-24	1000/.708	33/36	(3)	18/18	13/16	3/1	10/6	20/14
CHARLOTTE	29/31	43/34	72-65	+7	26-61/23-55	.426/.418	7-21/4-21	.333/.190	13-17/15-20	.765/.750	34/39	(5)	11/7	8/15	3/4	8/4	17/16
OLD DOMINION	24/17	38/27	62-44	+18	20-51/15-56	.392/.268	10-30/2-16	.333/.125	12-15/12-23	.800/.522	40/39	+1	14/7	15/16	5/0	5/4	23/20
Southern Miss.	32/24	38/26	70-50	+20	24-61/17-52	.393/.327	12-42/4-12	.286/.333	10-12/12-18	.833/.667	42/35	+7	11/10	8/11	6/2	5/4	15/13
Louisiana Tech	39/26	33/54	72-80	(8)	27-62/26-49	.435/.531	15-38/5-10	.395/.500	3-4/23-29	.750/.793	27/33	(6)	13/9	7/7	3/1	4/4	19/6
WOFFORD	40/24	46/32	86-56	+30	33-67/17-53	.493/.321	12-31/8-26	.387/.308	8-12/14-19	.667/.737	49/26	+23	16/13	11/11	2/4	7/6	16/14
WAKE FOREST	38/25	29/30	67-55	+12	25-56/19-62	.446/.306	6-19/5-19	.316/.263	11-15/12-18	.733/.667	34/44	(10)	15/8	13/17	6/1	6/4	22/16
VANDERBILT	21/29	34/24	55-53	+2	19-47/18-45	.404/.400	7-24/3-10	.292/.300	10-12/14-20	.833/.700	30/28	+2	12/5	19/17	6/3	9/10	16/19
Toledo	29/31	33/31	73-71	+2	29-65/26-55	.446/.473	7-16/7-16	.438/.438	8-13/12-16	.615/.750	31/40	(9)	11/15	15/23	4/1	14/7	17/12
SETON HALL	26/38	47/36	73-74	(1)	25-65/29-61	.385/.475	11-33/10-20	.333/.500	12-14/6-7	.857/.857	40/33	+7	13/20	11/12	3/5	7/7	10/11

Note: Game totals are displayed in the format TEAM/OPPONENT for each category

2021-22 Middle Tenn. Women's Basketball
Points-rebounds-assists
All games

Opponent	Date	Score		1 BLAKELY,CO	2 BOLDYREVA,	3 PAYNE,SKYE	4 DODGEN,GRA	5 MALASHKA,K	10 GREGORY,JA	11 LATORRE,AN	15 SAAR,DOR	22 GRANNUM,JA	23 WHITTINGTO	24 WHITTINGTO
East Carolina	11/09/2021	70-49	W	14-0-5	8-3-0	0-2-0	3-0-0	DNP	3-5-1	0-0-0	18-3-4	0-3-1	3-7-2	0-1-1
at VCU	11/12/2021	54-46	W	0-1-0	4-6-0	0-0-0	DNP	DNP	11-6-0	DNP	18-3-6	0-2-0	10-10-2	0-0-0
Vanderbilt	11/15/2021	55-46	W	4-0-0	2-0-0	DNP	DNP	17-6-0	2-7-1	DNP	12-7-5	0-2-0	3-6-3	DNP
at Tennessee Tech	11/22/2021	65-47	W	7-1-1	7-4-2	0-0-0	0-0-0	4-3-1	15-1-4	DNP	6-4-3	0-0-0	14-9-1	2-1-0
vs Marquette	11/26/2021	55-59	Lot	3-1-0	0-0-0	DNP	0-0-0	16-7-1	12-3-0	DNP	16-5-2	2-2-0	0-3-2	0-0-0
vs Illinois	11/27/2021	62-52	W	7-0-4	6-1-0	DNP	DNP	4-7-1	8-1-0	DNP	10-5-5	2-5-0	8-8-3	DNP
Mercer	12/03/2021	59-49	W	5-1-6	4-2-0	0-0-0	DNP	22-11-1	6-6-4	DNP	9-3-0	0-1-0	5-9-1	0-0-0
at Lipscomb	12/05/2021	84-59	W	9-0-1	3-3-1	DNP	3-0-0	8-8-2	15-5-3	2-1-0	14-1-2	3-2-0	8-2-2	4-0-0
at Troy	12/11/2021	76-77	L	8-4-2	0-0-0	DNP	0-0-0	12-7-1	13-0-3	DNP	22-6-1	0-0-0	5-8-1	DNP
Southern Ill.	12/17/2021	62-61	W	0-2-2	2-2-0	0-0-0	DNP	11-1-0	27-4-2	DNP	6-2-4	5-2-0	8-6-2	0-0-0
at UTSA	12/30/2021	85-56	W	6-3-4	2-5-0	DNP	3-0-0	15-13-1	14-7-7	DNP	7-0-3	0-1-0	7-5-5	0-0-0
at UTEP	01/01/2022	55-56	L	5-2-2	4-6-0	DNP	DNP	4-5-0	16-4-0	DNP	17-1-2	0-0-0	6-8-6	DNP
Rice	01/07/2022	87-63	W	13-4-4	8-1-0	DNP	3-0-0	23-4-0	16-4-2	0-0-0	12-3-1	2-2-1	DNP	DNP
North Texas	01/09/2022	80-52	W	18-3-4	2-0-0	DNP	3-0-0	12-4-1	8-7-0	DNP	23-6-4	0-0-0	10-5-2	DNP
at Fla. Atlantic	01/13/2022	60-56	W	6-2-4	8-1-1	DNP	DNP	DNP	7-2-1	DNP	10-3-5	0-0-0	13-7-0	3-1-0
at FIU	01/15/2022	54-56	Lot	7-4-1	10-10-2	DNP	0-0-0	DNP	8-1-0	DNP	9-0-3	DNP	12-4-0	0-0-0
at Southern Miss.	01/22/2022	81-71	W	4-3-3	14-3-0	DNP	0-1-0	19-3-1	DNP	DNP	9-4-4	0-1-0	9-5-4	0-1-0
Marshall	01/27/2022	80-41	W	4-3-1	17-5-2	DNP	0-1-0	22-7-0	7-1-2	DNP	9-4-3	2-1-0	9-6-3	0-0-0
Western Ky.	01/29/2022	71-64	W	5-1-2	6-4-1	DNP	0-0-0	21-3-1	9-1-2	DNP	10-4-2	DNP	11-12-3	0-0-0
UAB	02/05/2022	75-55	W	4-1-1	15-3-1	DNP	0-0-0	10-4-0	6-3-1	DNP	17-3-6	0-0-0	7-7-2	0-0-0
at Old Dominion	02/10/2022	56-58	L	4-2-1	8-5-1	DNP	DNP	11-7-0	0-1-2	DNP	15-4-4	0-0-0	5-2-2	DNP
at Charlotte	02/13/2022	46-45	W	0-1-1	22-6-1	DNP	DNP	11-3-1	2-2-1	DNP	3-5-4	DNP	1-3-3	DNP
FIU	02/17/2022	63-49	W	1-4-1	21-7-2	DNP	DNP	9-4-0	23-6-0	DNP	4-3-2	0-0-0	0-3-2	0-0-0
Fla. Atlantic	02/19/2022	72-49	W	2-2-2	4-6-0	DNP	3-0-0	16-6-1	7-2-2	0-0-0	8-2-3	2-3-0	17-7-0	0-0-0
at Marshall	02/24/2022	65-57	W	11-5-3	8-7-1	DNP	DNP	3-1-2	9-1-0	DNP	2-3-2	DNP	13-4-4	DNP
at Western Ky.	02/26/2022	93-97	Lot	0-0-1	11-7-0	DNP	DNP	2-0-0	30-3-4	DNP	20-5-6	DNP	8-3-4	0-1-0
Charlotte	03/02/2022	72-65	W	4-3-2	10-5-0	DNP	DNP	27-2-2	5-3-1	DNP	3-2-3	0-0-0	12-6-2	DNP
Old Dominion	03/05/2022	62-44	W	0-0-2	15-7-0	DNP	DNP	2-3-0	7-4-1	DNP	12-7-6	2-0-0	8-5-1	0-0-0
vs Southern Miss.	03/10/2022	70-50	W	0-0-0	0-1-0	DNP	DNP	23-11-0	18-3-1	DNP	10-7-7	0-2-0	12-7-0	0-0-0
vs Louisiana Tech	03/11/2022	72-80	L	4-0-0	3-1-1	DNP	DNP	15-5-1	10-4-0	DNP	20-3-4	DNP	3-6-4	0-0-0
Wofford	03/17/2022	86-56	W	8-1-4	15-6-0	DNP	0-0-0	15-7-1	15-1-1	0-2-0	16-5-4	0-4-0	6-7-2	0-2-0
Wake Forest	03/21/2022	67-55	W	12-4-2	12-6-0	DNP	0-0-0	18-3-0	3-5-3	DNP	9-2-5	0-1-0	5-2-1	DNP
Vanderbilt	03/24/2022	55-53	W	2-1-1	4-4-1	DNP	0-0-0	12-4-2	8-5-3	DNP	13-3-2	DNP	7-6-2	DNP
at Toledo	03/28/2022	73-71	Wot	1-3-1	28-3-0	DNP	DNP	12-6-0	2-0-0	DNP	8-7-6	2-1-0	2-2-3	DNP
Seton Hall	03/31/2022	73-74	L	0-5-4	12-5-0	DNP	DNP	25-9-2	10-3-1	DNP	19-6-3	DNP	0-2-1	DNP

LIVESTATS BY GENIUS SPORTS

Lady Raiders Reach WNIT Semis

• Middle Tennessee capped a memorable season with a historic postseason run in 2021-22.
• The Lady Raiders racked up 27 wins, which was fourth most in program history for a single season.
• MTSU reached the postseason for the 18th consecutive year and the 16th in succession under HC Rick Insell.
• The Lady Raiders reached the semifinals of the WNIT before dropping a 74-73 heartbreaker against Seton Hall.
• The Lady Raiders four postseason wins were the most in a single season in program history.
• The Lady Raiders reached the WNIT semis by securing wins vs. Wofford (86-56), Wake Forest (67-55), Vanderbilt (55-53), and at Toledo (73-71, OT).
• MTSU played 35 games in 2021-22, which were the most games the Lady Raiders have ever played in a season.

Six Lady Raiders Earn All-Conference Recognition

• MT had a Conference USA-best six players represented on All-Conference Teams.
• Kseniya Malashka was named C-USA Sixth Player of the Year. Malashka joined Gabby Lyon (2016-17) as the only Lady Raiders to be named C-USA's 6th Player of the Year.
• Malashka, Dor Saar and Courtney Whitson were named second-team All-Conference.
• Alexis Whittington was named to the All-Defensive Team.
• Anastasiia Boldyreva and Jalynn Gregory were named to the All-Freshman Team.

Calling Long Distance

• The Lady Raiders consistently have been amongst the nation's top 3-point shooting teams under HC Rick Insell, knocking down 200-plus treys in 14 of his 17 seasons.
• MTSU ranked fourth nationally for 3-point field goals per game (9.6) and 3-point field goals made (337) in 2021-22.
• The Lady Raiders set the program's single-season record for 3-point field goals made with 337.
• The Lady Raiders hit 10-plus treys 17 times.
• MTSU has 15 seasons with 200-plus 3-pointers since the shot was adopted for women's basketball in 1986-87 with 14 of those coming under Insell.

Seasons With 200-plus 3-pointers

	Total	Season
1.	**337**	**2021-22**
2.	313	2009-10
3.	296	2008-09
4.	277	2006-07
5.	269	2007-08
6.	255	2014-15
7.	250	2016-17
8.	235	2018-19
9.	232	2020-21
9.	232	2019-20
11.	231	1994-95
12.	224	2011-12
13.	217	2015-16
14.	212	2017-18
15.	207	2010-11

20 Wins .... Again!

• MTSU notched its 20th win of the season by virtue of its 65-57 win at Marshall (2/24).
• The Lady Raiders have won 20-plus games in 15 of Head Coach Rick Insell's 17 seasons.
• Overall, the Lady Raiders have enjoyed 28 seasons of 20 wins or more, including 17 of the last 19 overall.

Insell Ranks Amongst Nation's Best

• Rick Insell is one of the nation's winningest coaches since being named the Lady Raiders' head coach in 2005.
• Insell is third for most wins among NCAA Division I active coaches with 17 seasons or less experience.

Coach	*School*	*Seasons*	*Wins*
1. Mark Kellogg	SFA	17	418
2. Jeff Walz	Louisville	15	412
3. Rick Insell	**MT**	**17**	**405**
4. Katie Abrahamson-Henderson	UCF	17	372
5. Vic Schaefer	Texas	17	350

So Close To Perfection

• MTSU was in every game it played in 2021-22 with only 23 points separating the Lady Raiders from eight defeats and the chance for a perfect season.
• The Lady Raiders' average margin of defeat in eight setbacks was 2.9 points.
• The Lady Raiders lost five games by two points or less, including three overtime setbacks.

Vs. Conference USA

• MTSU is 119-35 vs. C-USA members since joining the league prior to the 2013-14 season.
• The 119 wins are the most of any league member during this span.
• Overall, Rick Insell's teams are 245-50 (83 percent) vs. league foes, having posted a 126-15 mark in the Sun Belt Conference.

Perimeter Defense Among Nation's Best

• MTSU's perimeter defense was a strong suit in 2021-22. MT ranked 42nd nationally in 3-point field goal defense, limiting foes to 27.8 percent beyond the arc.
• The Lady Raiders held 28 of 35 opponents to five 3-pointers or less, including 16 to three treys or fewer.

Lock-Down Defense

• MTSU held 10 opponents under 50 points in 2021-22, which is third most in a single season.
• The Lady Raiders held 24 opponents below 60 points.
• The Lady Raiders held their first four opponents to less than 50 points, marking the only time in program history that a MT team has held four straight foes to less than 50 points during any stretch.

Most Games Allowing 50 Points Or Less In A Season

	Total	Season
1.	11	2018-19
1.	11	2017-18
3.	**10**	**2021-22**
4.	9	2013-14
4.	9	2004-05

You Can Count On Whitson

• Forward Courtney Whitson ended the 2021-22 season having started all 90 games of her collegiate career.
• In 2021-22, Whitson set the single-season record for games started in a season (35) and minutes played (1,345).
• Whitson ranked second nationally for minutes played in 2021-22 (38.4).

Bench Play Was Key In 2021-22

• MTSU's bench was key in the team's success in 2021-22 with the reserves averaging 17.7 points points per game, which was almost three times its average the previous season.
• Junior forward Kseniya Malashka (13.6) and freshman guard Courtney Blakely (5.1) were big reasons for the outstanding production, combining for 18.7 ppg.
• The Lady Raider bench scored 20-plus points 16 times and notched double-figure points 28 times.
• By comparison, MT's bench did not score 20-plus in any game in 2020-21 and reached double figures just eight times.

Most Of Middle Tennessee Victories

• The top four and eight of the top 10 single-season win totals in Lady Raider history have come under Head Coach Rick Insell, including a school record 30 wins during the 2006-07 season.
• Insell has produced 20-plus wins in 15 of his 17 seasons leading the program.
• He registered career win No. 400 in the regular-season finale against Old Dominion (3/5/22)

Top 10 Single Season Win Totals

	Season	Record	Postseason
1.	2006-07	30-4	NCAA Tournament
2.	2013-14	29-5	NCAA Tournament
3.	2008-09	28-6	NCAA Tournament
4.	**2021-22**	**27-8**	**WNIT Tournament**
5.	2011-12	26-7	NCAA Tournament
5.	1982-83	26-5	NCAA Tournament
7.	2009-10	25-6	NCAA Tournament
7.	2012-13	25-8	NCAA Tournament
8.	2015-16	24-9	NCAA Tournament
8.	2014-15	24-10	WNIT Tournament
8.	2004-05	24-9	NCAA Tournament
8.	2003-04	24-8	NCAA Tournament
8.	1995-96	24-6	NCAA Tournament

Insell Notches Career Win 400

• Rick Insell collected his 400th career win at Middle Tennessee with a 62-44 triumph against ODU (3/5/22).
• Insell is just the 14th active Division I head coach to secure 400 wins at his/her first school.
• Insell is the first active Division I head coach to win their first 400 at their alma mater.

Active Coaches With 400 Wins At First School

Coach	School
Geno Auriemma	UConn
Carla Berube	Princeton
Mary Burke	Bryant
Mike Carey	West Virginia
Kathleen Delaney-Smith	Harvard
Tricia Fabbri	Quinnipiac
Jose Fernandez	South Florida
Brian Giorgis	Marist
Carey Green	Liberty
Rick Insell	**Middle Tennessee**
Jeff Judkins	BYU
Kim Mulkey	Baylor
Sue Troyan	Lehigh
Jeff Walz	Louisville

Insell's Milestone Collegiate Victories

No.	Date	Score
1	11/22/05	MT 62, Houston 35
50	3/17/07	MT 85, Gonzaga 46
100	3/10/09	MT 74, UALR 54
150	11/17/11	MT 59, South Dakota St. 49
200	11/15/13	MT 61, Miami (FL) 55
250	3/19/15	MT 69, Ball State 58
300	11/10/17	MT 65, Vanderbilt 54
350	1/9/20	MT 75, Marshall 55
400	3/5/22	MT 62, Old Dominion 44

2021-22 Game Box Scores

Game 1

Official Basketball Box Score - Final
East Carolina at Middle Tenn.
11/09/21 Murphy Center, Murfreesboro
2021-22 Women's Basketball

Game Time: 7:00 PM
Game Duration: 1:55
Attendance: 2,450

Officials: Tray Miles, Wes Musgrove-Smith, Neal Carey

East Carolina - 49 Record: 0-1

NO.	Name	Pos	Min	FG M-A	3P M-A	FT M-A	Reb OR	Reb DR	Reb TOT	PF	FD	TP	AS	TO	ST	BS	BA	+/-
33	Tiara Chambers	F	13:39	1-1	0-0	1-2	0	3	3	2	1	3	0	2	0	0	0	-4
55	Tylar Bennett	C	18:51	1-4	0-0	0-0	2	1	3	2	0	2	0	2	1	1	0	-12
1	Taniyah Thompson	G	27:43	4-9	1-3	2-3	0	1	1	1	2	11	0	1	4	0	1	-2
22	Danae McNeal	G	16:49	2-6	1-4	1-2	0	3	3	2	2	6	1	3	1	1	0	-6
35	Da'Ja Green	G	14:45	1-6	1-3	0-0	2	0	2	2	0	3	0	1	0	0	0	-5
20	Iycez Adams		11:44	0-2	0-0	1-2	1	0	1	2	1	1	0	2	1	0	0	-18
3	Xianna Josephs		15:44	3-8	0-0	0-0	2	0	2	2	2	6	0	2	1	0	2	-8
12	Morgan Moseley		20:02	1-5	0-3	2-5	2	2	4	4	6	4	1	1	0	1	0	0
4	Synia Johnson		21:21	1-5	0-2	0-0	3	3	6	2	0	2	1	2	1	0	1	-13
0	Alexsia Rose		22:41	1-4	0-0	3-4	0	1	1	1	4	5	3	2	0	0	0	-18
11	Raven Johnson		07:50	1-1	0-0	0-0	1	0	1	2	0	2	1	0	0	0	0	-16
2	Paige Lyons		08:51	2-3	0-1	0-3	0	1	1	1	2	4	1	1	1	0	0	-3
	Team						1	1	2			0		1				
	Totals			18-54	3-16	10-21	14	16	30	23	20	49	8	20	10	3	4	-21

Technical Fouls: NONE

Shooting By Period			
1st	FG%	2-10	20.0%
	3PT%	0-3	0.0%
	FT%	1-2	50%
2nd	FG%	3-13	23.1%
	3PT%	2-3	66.7%
	FT%	5-9	55.6%
3rd	FG%	5-14	35.7%
	3PT%	0-3	0.0%
	FT%	1-2	50%
4th	FG%	8-17	47.1%
	3PT%	1-7	14.3%
	FT%	3-8	37.5%
GM	FG%	18-54	33.3%
	3PT%	3-16	18.8%
	FT%	10-21	47.6%

Dead Ball Rebounds: 7, 0

Middle Tenn. - 70 Record: 1-0

NO.	Name	Pos	Min	FG M-A	3P M-A	FT M-A	Reb OR	Reb DR	Reb TOT	PF	FD	TP	AS	TO	ST	BS	BA	+/-
33	Courtney Whitson	F	35:01	7-12	5-9	2-2	3	3	6	0	4	21	1	0	1	0	0	25
2	Anastasiia Boldyreva	C	19:37	2-6	0-0	4-5	1	2	3	4	4	8	0	1	0	1	0	27
10	Jalynn Gregory	G	30:59	1-3	1-3	0-0	1	4	5	4	2	3	1	7	2	1	0	24
15	Dor Saar	G	25:45	4-7	4-6	6-7	0	3	3	0	3	18	4	3	1	0	0	26
23	Alexis Whittington	G	25:35	1-5	1-4	0-0	2	5	7	4	4	3	2	1	0	1	0	17
1	Courtney Blakely		18:45	5-10	2-4	2-4	0	0	0	1	2	14	5	6	1	0	2	-1
22	Jada Grannum		10:46	0-0	0-0	0-0	1	2	3	3	1	0	1	5	0	1	0	3
3	Skye Payne		14:34	0-1	0-1	0-0	0	2	2	3	0	0	0	1	0	0	0	-2
32	Kesniia Kozlova		07:35	0-1	0-0	0-0	1	0	1	0	2	0	0	1	0	0	1	-3
24	Amanda Whittington		07:54	0-0	0-0	0-0	1	0	1	1	1	0	1	2	0	0	0	-6
4	Gracie Dodgen		02:16	1-1	1-1	0-0	0	0	0	0	0	3	0	0	0	0	0	0
11	Anabel Latorre		01:13	0-1	0-0	0-0	0	0	0	0	0	0	0	0	0	0	0	-5
	Team						2	5	7			0		2				
	Totals			21-47	14-28	14-18	12	26	38	20	23	70	15	29	5	4	3	21

Technical Fouls: NONE

Shooting By Period			
1st	FG%	5-14	35.7%
	3PT%	3-8	37.5%
	FT%	2-4	50%
2nd	FG%	4-13	30.8%
	3PT%	4-9	44.4%
	FT%	4-4	100%
3rd	FG%	6-10	60.0%
	3PT%	4-7	57.1%
	FT%	5-5	100%
4th	FG%	6-10	60.0%
	3PT%	3-4	75.0%
	FT%	3-5	60%
GM	FG%	21-47	44.7%
	3PT%	14-28	50.0%
	FT%	14-18	77.8%

Dead Ball Rebounds: 2, 0

	ECU	MTS
Biggest lead	2 (1st 7:46)	28 (4th 3:02)
Best Scoring Run	7(4th 0:08)	10(4th 8:44)
Lead Changes	1	
Times Tied	0	
Time with Lead	03:05	34:44

Points from	ECU	MTS
Turnovers	20	13
Paint	24	12
Second Chance	11	14
Fast Breaks	12	9
Bench	24	17

Period by Period Scoring	1st	2nd	3rd	4th	TOT
ECU	5	13	11	20	49
MTS	15	16	21	18	70

Game 2

Official Basketball Box Score - Final
Middle Tenn. at VCU
11/12/21 Stuart C. Siegel Center, Richmond
2021-22 Women's Basketball

Game Time: 6:00 PM
Game Duration: 2:01
Attendance: 455

Officials: Brandon Enterline, Lauren Himmelman, Rex Beverly

Middle Tenn. - 54 Record: 2-0

NO.	Name	Pos	Min	FG M-A	3P M-A	FT M-A	Reb OR	Reb DR	Reb TOT	PF	FD	TP	AS	TO	ST	BS	BA	+/-
33	Courtney Whitson	F	39:17	4-10	2-6	1-2	1	2	3	3	3	11	2	1	0	1	1	8
2	Anastasiia Boldyreva	C	22:59	2-7	0-0	0-0	0	6	6	4	1	4	0	1	1	2	0	5
10	Jalynn Gregory	G	38:15	3-8	1-4	4-4	0	6	6	2	3	11	0	0	0	0	1	8
15	Dor Saar	G	31:48	5-17	3-9	5-6	0	3	3	3	6	18	6	1	1	0	0	21
23	Alexis Whittington	G	38:42	5-11	0-4	0-0	3	7	10	3	0	10	2	3	4	0	0	4
1	Courtney Blakely		09:57	0-4	0-0	0-0	1	0	1	2	1	0	0	0	1	0	0	-13
22	Jada Grannum		08:36	0-0	0-0	0-0	0	2	2	2	2	0	0	2	1	0	0	-9
32	Kesniia Kozlova		07:51	0-2	0-0	0-0	1	3	4	2	0	0	0	0	0	0	0	10
3	Skye Payne		02:01	0-0	0-0	0-0	0	0	0	0	0	0	0	0	0	0	0	4
24	Amanda Whittington		00:34	0-0	0-0	0-0	0	0	0	0	0	0	0	0	0	0	0	2
	Team						1	0	1			0		0				
	Totals			19-59	6-23	10-12	7	29	36	21	16	54	10	8	8	3	2	8

Technical Fouls: NONE

Shooting By Period			
1st	FG%	5-15	33.3%
	3PT%	2-4	50.0%
	FT%	2-2	100%
2nd	FG%	7-14	50.0%
	3PT%	3-7	42.9%
	FT%	2-2	100%
3rd	FG%	4-18	22.2%
	3PT%	1-7	14.3%
	FT%	0-0	0%
4th	FG%	3-12	25.0%
	3PT%	0-5	0.0%
	FT%	6-8	75%
GM	FG%	19-59	32.2%
	3PT%	6-23	26.1%
	FT%	10-12	83.3%

Dead Ball Rebounds: 2, 0

VCU - 46 Record: 0-1

NO.	Name	Pos	Min	FG M-A	3P M-A	FT M-A	Reb OR	Reb DR	Reb TOT	PF	FD	TP	AS	TO	ST	BS	BA	+/-
13	Chloe Bloom	F	18:02	1-1	0-0	1-4	0	2	2	2	3	3	0	3	0	1	0	-13
34	Mykel Parham	F	23:35	0-2	0-0	1-2	3	11	14	2	8	1	1	1	0	0	0	2
0	Sarah Te-Biasu	G	32:56	5-10	0-2	1-2	0	2	2	5	2	11	2	1	1	0	1	-9
1	Taya Robinson	G	33:10	1-12	0-3	3-4	2	4	6	3	3	5	0	0	2	1	1	-4
2	Janika Griffith-Wallace	G	32:02	6-13	2-5	3-4	0	2	2	0	2	17	1	1	2	0	0	-1
3	Madison Hattix-Covington		24:53	0-5	0-2	4-4	3	4	7	0	2	4	1	3	1	0	0	7
35	Samantha Robinson		15:10	1-6	0-3	0-2	1	4	5	2	1	2	0	3	0	0	1	-16
4	Grace Hutson		13:15	1-1	1-1	0-0	0	0	0	0	0	3	0	1	0	0	0	-9
12	Dasia Townes		06:57	0-1	0-0	0-0	0	0	0	2	0	0	0	0	0	0	0	3
	Team						1	4	5			0		1				
	Totals			15-51	3-16	13-22	10	33	43	16	21	46	5	14	6	2	3	-8

Technical Fouls: NONE

Shooting By Period			
1st	FG%	2-10	20.0%
	3PT%	0-4	0.0%
	FT%	0-0	0%
2nd	FG%	1-11	9.1%
	3PT%	0-5	0.0%
	FT%	5-8	62.5%
3rd	FG%	4-12	33.3%
	3PT%	0-2	0.0%
	FT%	5-8	62.5%
4th	FG%	8-18	44.4%
	3PT%	3-5	60.0%
	FT%	3-6	50%
GM	FG%	15-51	29.4%
	3PT%	3-16	18.8%
	FT%	13-22	59.1%

Dead Ball Rebounds: 0, 0

	MT	VCU
Biggest lead	25 (3rd 6:28)	0 (1st 10:00)
Best Scoring Run	12(2nd 9:01)	9(3rd 5:21)
Lead Changes	0	
Times Tied	0	
Time with Lead	39:23	00:00

Points from	MT	VCU
Turnovers	8	7
Paint	24	14
Second Chance	5	6
Fast Breaks	4	8
Bench	0	8

Period by Period Scoring	1st	2nd	3rd	4th	TOT
MT	14	19	9	12	54
VCU	4	7	13	22	46

Game 3

Official Basketball Box Score - Final
Vanderbilt at Middle Tenn.
11/16/21 Murphy Center, Murfreesboro
2021-22 Women's Basketball

Game Time: 6:30 PM
Game Duration: 1:51
Attendance: 4,510

Officials: Kevin Pethel, Brian Garland, Kyle Galloway

Vanderbilt - 46 Record: 1-2

NO.	Name	Pos	Min	FG M-A	3P M-A	FT M-A	Reb OR	Reb DR	Reb TOT	PF	FD	TP	AS	TO	ST	BS	BA	+/-
15	Brinae Alexander	F	36:53	3-8	0-0	3-3	0	2	2	2	4	9	0	3	3	1	1	-1
50	Kaylon Smith	F	35:25	2-11	0-1	1-2	3	4	7	3	6	5	2	8	3	1	1	-13
3	Jordyn Cambridge	G	28:22	6-9	1-1	6-7	1	8	9	3	6	19	1	6	3	0	1	0
12	Demi Washington	G	16:02	0-2	0-0	0-0	2	1	3	2	0	0	0	1	0	0	0	-10
22	Brylee Bartram	G	25:58	1-5	1-5	2-2	0	0	0	0	1	5	0	1	2	0	0	-20
23	Iyana Moore		24:15	1-10	0-4	0-0	1	1	2	1	0	2	4	2	0	0	2	-6
5	Yaubryon Chambers		17:01	1-1	0-0	2-2	3	3	6	1	2	4	1	1	2	0	0	5
13	De'Mauri Flournoy		11:44	0-2	0-0	0-0	1	1	2	3	1	0	2	1	0	0	0	-3
35	Sacha Washington		04:20	1-1	0-0	0-0	0	0	0	1	0	2	0	0	0	0	0	3
	Team						1	1	2			0		0				
	Totals			15-49	2-11	14-16	12	21	33	16	20	46	10	23	13	2	5	-9

Technical Fouls: NONE

Shooting By Period			
1st	FG%	3-13	23.1%
	3PT%	1-3	33.3%
	FT%	3-4	75%
2nd	FG%	3-12	25.0%
	3PT%	0-3	0.0%
	FT%	8-8	100%
3rd	FG%	3-9	33.3%
	3PT%	0-2	0.0%
	FT%	0-0	0%
4th	FG%	6-15	40.0%
	3PT%	1-3	33.3%
	FT%	3-4	75%
GM	FG%	15-49	30.6%
	3PT%	2-11	18.2%
	FT%	14-16	87.5%

Dead Ball Rebounds: 1, 0

Middle Tenn. - 55 Record: 3-0

NO.	Name	Pos	Min	FG M-A	3P M-A	FT M-A	Reb OR	Reb DR	Reb TOT	PF	FD	TP	AS	TO	ST	BS	BA	+/-
33	Courtney Whitson	F	40:00	5-13	5-12	0-0	1	5	6	2	2	15	1	4	2	0	0	9
2	Anastasiia Boldyreva	C	12:18	1-3	0-0	0-0	0	0	0	0	0	2	0	0	0	3	0	4
10	Jalynn Gregory	G	32:50	1-9	0-4	0-0	5	2	7	4	1	2	1	1	0	0	1	10
15	Dor Saar	G	32:17	4-13	2-9	2-2	1	6	7	2	4	12	5	6	1	0	1	12
23	Alexis Whittington	G	40:00	1-6	1-5	0-0	1	5	6	2	3	3	3	3	5	0	0	9
32	Kesniia Kozlova		03:58	0-0	0-0	0-0	1	0	1	1	0	0	1	0	0	0	0	2
1	Courtney Blakely		13:06	1-3	0-1	2-6	0	0	0	2	4	4	0	3	1	0	0	-2
5	Kseniya Malashka		18:31	8-12	1-4	0-0	4	2	6	4	1	17	0	4	3	2	0	2
22	Jada Grannum		07:00	0-0	0-0	0-0	1	1	2	3	1	0	0	0	0	0	0	-1
	Team						4	2	6			0		0				
	Totals			21-59	9-35	4-8	18	23	41	20	16	55	11	21	12	5	2	9

Technical Fouls: NONE

Shooting By Period			
1st	FG%	6-13	46.2%
	3PT%	4-10	40.0%
	FT%	0-0	0%
2nd	FG%	5-16	31.3%
	3PT%	1-8	12.5%
	FT%	0-0	0%
3rd	FG%	4-16	25.0%
	3PT%	2-12	16.7%
	FT%	2-4	50%
4th	FG%	6-14	42.9%
	3PT%	2-5	40.0%
	FT%	2-4	50%
GM	FG%	21-59	35.6%
	3PT%	9-35	25.7%
	FT%	4-8	50.0%

Dead Ball Rebounds: 3, 0

	VAN	MTS
Biggest lead	1 (2nd 4:55)	16 (4th 1:52)
Best Scoring Run	7 (1st 5:23)	12 (3rd 4:34)
Lead Changes	4	
Times Tied	4	
Time with Lead	01:21	37:02

Points from	VAN	MTS
Turnovers	13	21
Paint	20	20
Second Chance	7	11
Fast Breaks	15	2
Bench	8	21

Period by Period Scoring	1st	2nd	3rd	4th	TOT
VAN	10	14	6	16	46
MTS	16	11	12	16	55

Game 4

Official Basketball Box Score - Final
Middle Tennessee at Tennessee Tech
11/20/21 Eblen Center, Cookeville, TN
2021-22 Women's Basketball

Game Time: 6:00 PM
Game Duration: 2:01
Attendance: 1,555

Officials: Troy Winders, Kristen Bell, Molly Caldwell

Middle Tennessee - 65 Record: 4-0

NO.	Name	Pos	Min	FG M-A	3P M-A	FT M-A	Reb OR	Reb DR	Reb TOT	PF	FD	TP	AS	TO	ST	BS	BA	+/-
33	Courtney Whitson	F	34:55	4-7	2-4	0-0	1	6	7	3	1	10	3	0	1	0	0	17
2	Anastasiia Boldyreva	C	20:16	2-5	0-0	3-4	1	3	4	4	3	7	2	3	0	3	0	16
10	Jalynn Gregory	G	31:30	6-12	3-6	0-1	0	1	1	3	2	15	4	0	2	0	1	29
15	Dor Saar	G	23:37	3-11	0-6	0-0	1	3	4	1	1	6	3	0	1	0	0	16
23	Alexis Whittington	G	33:21	4-5	4-4	2-2	1	8	9	3	2	14	1	0	3	1	0	23
22	Jada Grannum		09:26	0-0	0-0	0-0	0	0	0	1	1	0	0	1	0	0	0	6
1	Courtney Blakely		16:27	3-8	0-2	1-2	0	1	1	2	1	7	1	2	1	0	1	2
5	Kseniya Malashka		08:46	1-3	0-0	2-2	1	2	3	4	2	4	1	1	0	0	1	2
24	Amanda Whittington		08:38	1-1	0-0	0-2	1	0	1	0	1	2	0	0	1	0	0	-5
32	Kesniia Kozlova		04:34	0-0	0-0	0-0	1	0	1	1	0	0	0	0	0	0	0	-5
3	Skye Payne		05:46	0-1	0-1	0-0	0	0	0	0	0	0	0	0	0	0	0	-8
4	Gracie Dodgen		02:44	0-0	0-0	0-0	0	0	0	0	0	0	0	1	0	0	0	-3
	Team						0	4	4			0		2				
	Totals			24-53	9-23	8-13	7	28	35	22	14	65	15	10	9	4	3	18

Technical Fouls: NONE

Shooting By Period			
1st	FG%	6-14	42.9%
	3PT%	2-5	40.0%
	FT%	4-4	100%
2nd	FG%	7-14	50.0%
	3PT%	2-5	40.0%
	FT%	1-2	50%
3rd	FG%	6-12	50.0%
	3PT%	2-6	33.3%
	FT%	2-2	100%
4th	FG%	5-13	38.5%
	3PT%	3-7	42.9%
	FT%	1-5	20%
GM	FG%	24-53	45.3%
	3PT%	9-23	39.1%
	FT%	8-13	61.5%

Dead Ball Rebounds: 2, 0

Tennessee Tech - 47 Record: 2-2

NO.	Name	Pos	Min	FG M-A	3P M-A	FT M-A	Reb OR	Reb DR	Reb TOT	PF	FD	TP	AS	TO	ST	BS	BA	+/-
33	Mackenzie Coleman	F	28:28	4-12	1-8	0-0	1	3	4	2	1	9	0	2	0	3	0	-10
3	Megan Clark	G	17:19	0-4	0-3	0-0	0	2	2	4	1	0	2	0	0	0	1	-16
5	Anna Jones	G	34:10	1-11	0-5	4-5	1	6	7	1	5	6	3	2	0	0	1	-10
20	Kesha Brady	G	30:13	1-7	0-4	2-2	2	3	5	1	3	4	1	5	1	0	0	-13
24	Jada Guinn	G	28:26	4-6	0-0	3-7	2	3	5	0	5	11	1	2	0	0	1	-12
4	Anna Walker		13:27	1-1	0-0	0-0	2	0	2	4	1	2	0	0	0	0	0	-13
11	Maaliya Owens		19:52	3-11	1-5	2-2	3	3	6	1	3	9	0	1	0	0	0	-8
13	Ansley Hall		11:34	0-0	0-0	0-0	0	0	0	1	0	0	0	3	1	0	0	-6
22	Peyton Carter		16:31	2-7	1-4	1-1	0	1	1	0	3	6	2	0	1	0	1	-2
	Team						6	4	10			0		1				
	Totals			16-59	3-29	12-17	17	25	42	14	22	47	9	16	3	3	4	-18

Technical Fouls: NONE

Shooting By Period			
1st	FG%	4-13	30.8%
	3PT%	1-7	14.3%
	FT%	2-2	100%
2nd	FG%	2-15	13.3%
	3PT%	0-9	0.0%
	FT%	4-6	66.7%
3rd	FG%	5-19	26.3%
	3PT%	1-7	14.3%
	FT%	1-1	100%
4th	FG%	5-12	41.7%
	3PT%	1-6	16.7%
	FT%	5-8	62.5%
GM	FG%	16-59	27.1%
	3PT%	3-29	10.3%
	FT%	12-17	70.6%

Dead Ball Rebounds: 3, 0

	MT	Tech
Biggest lead	26 (4th 8:13)	0 (1st 10:00)
Best Scoring Run	10(3rd 4:43)	8(4th 4:35)
Lead Changes	0	
Times Tied	1	
Time with Lead	38:23	00:00

Points from	MT	Tech
Turnovers	17	7
Paint	22	24
Second Chance	4	15
Fast Breaks	6	6
Bench	13	17

Period by Period Scoring	1st	2nd	3rd	4th	TOT
MT	18	17	16	14	65
Tech	11	8	12	16	47

Game 5

Box score

Official Basketball Box Score
Marquette vs. Middle Tenn.
11/26/2021 at 12:00 PM @ Ocean Center/Daytona Beach, Fla.

VISITORS: Marquette (4-1)

#	PLAYER NAME		FGM-A	3PM-A	FTM-A	OREB	DREB	REB	PF	TP	AST	TO	BLK	STL	MIN
12	McLaughlin,Karissa	*	4-10	1-5	1-2	0	4	4	1	10	5	3	0	1	39
25	Middleton,Danyel	*	1-6	0-1	0-0	2	2	4	1	2	0	2	0	0	8
42	Van Kleunen,Lauren	*	3-9	0-0	8-10	6	7	13	1	14	1	2	0	1	38
44	Myles,Kennedi	*	1-1	0-0	0-0	1	3	4	3	2	1	4	0	0	13
52	Marotta,Chloe	*	3-11	0-1	0-0	1	1	2	2	6	0	2	0	0	38
00	Okosun,Julianna		1-3	0-0	0-0	2	1	3	1	2	0	0	0	0	8
03	Nkumu,Rose		0-0	0-0	0-0	0	1	1	0	0	0	0	0	0	9
04	Walker,Antwainette		1-3	0-0	1-2	0	2	2	1	3	1	1	0	0	12
23	King,Jordan		7-11	0-1	2-2	0	7	7	3	16	4	7	1	1	36
24	Williams,Makiyah		0-1	0-0	0-0	0	1	1	0	0	0	1	0	0	6
32	Karlen,Liza		2-3	0-1	0-0	1	1	2	3	4	0	4	0	1	18
TM	Team					1	5	6	0			0			
	Totals		23-58	1-9	12-16	14	35	49	16	59	12	26	1	4	225

TOTAL FG%	1st Qtr : 37.5%	2nd Qtr : 7.1%	3rd Qtr : 50.0%	4th Qtr : 57.1%	Game: 39.7%
3-Pt. FG%	1st Qtr : 0%	2nd Qtr : 0%	3rd Qtr : 50.0%	4th Qtr : 0%	Game: 11.1%
F Throw%	1st Qtr : 0%	2nd Qtr : 75.0%	3rd Qtr : 50.0%	4th Qtr : 75.0%	Game: 75.0%

HOME TEAM: Middle Tenn. (4-1)

#	PLAYER NAME		FGM-A	3PM-A	FTM-A	OREB	DREB	REB	PF	TP	AST	TO	BLK	STL	MIN
02	Boldyreva,Anastasiia	*	0-1	0-0	0-0	0	0	0	1	0	0	1	0	0	4
10	Gregory,Jalynn	*	4-12	2-6	2-2	2	1	3	3	12	0	2	0	1	38
15	Saar,Dor	*	6-15	3-7	1-2	0	5	5	2	16	2	2	0	4	38
23	Whittington,Alexis	*	0-9	0-5	0-0	1	2	3	2	0	2	1	0	3	45
33	Whitson,Courtney	*	2-12	0-7	0-0	1	6	7	5	4	0	3	1	2	45
01	Blakely,Courtney		1-3	0-0	1-2	0	1	1	3	3	0	0	0	0	9
04	Dodgen,Gracie		0-0	0-0	0-0	0	0	0	0	0	0	0	0	0	2
05	Malashka,Kseniya		6-17	2-5	2-2	3	4	7	2	16	1	5	2	1	28
22	Grannum,Jada		1-1	0-0	0-0	2	0	2	1	2	0	0	1	0	9
24	Whittington,Amanda		0-0	0-0	0-0	0	0	0	0	0	0	0	0	0	1
32	Kozlova,Kesniia		1-1	0-0	0-0	2	0	2	0	2	0	0	0	0	6

Marquette vs. Middle Tenn. 1 of 26

Game 6

Official Basketball Box Score — Game Totals — Final Statistics
Middle Tennessee vs Illinois
11/27/21 12:00 PM at Ocean Center/Daytona Beach, Fla.

Middle Tennessee 62 • 5-1

##	Player		Total FG-FGA	3-Ptr FG-FGA	FT-FTA	Rebounds Off	Def	Tot	PF	TP	A	TO	Blk	Stl	Min
02	Boldyreva,Anastasiia	*	3-3	0-0	0-0	1	0	1	2	6	0	0	0	0	8
10	Gregory,Jalynn	*	3-10	2-8	0-0	0	1	1	3	8	0	1	0	1	30
15	Saar,Dor	*	2-13	0-10	6-6	1	4	5	3	10	5	4	0	0	27
23	Whittington,Alexis	*	3-7	2-5	0-0	3	5	8	1	8	3	0	0	3	40
33	Whitson,Courtney	*	7-18	3-10	0-0	5	5	10	2	17	0	2	0	1	40
01	Blakely,Courtney		2-6	1-4	2-2	0	0	0	0	7	4	2	0	2	15
05	Malashka,Kseniya		1-9	0-4	2-2	1	6	7	1	4	1	1	3	1	20
11	Latorre,Anabel		0-0	0-0	0-0	1	0	1	0	0	0	0	0	0	0
22	Grannum,Jada		1-1	0-0	0-0	1	4	5	5	2	0	0	0	1	20
24	Whittington,Amanda		0-0	0-0	0-0	1	0	1	0	0	0	1	0	0	0
	Team					2	1	3				2			
	Totals		22-67	8-41	10-10	16	26	42	17	62	13	13	3	9	200

FG % 1st Half:	10-36	27.8%	2nd half: 12-31	38.7%	Game:	22-67	32.8%	Deadball Rebounds
3FG % 1st Half:	6-25	24.0%	2nd half: 2-16	12.5%	Game:	8-41	19.5%	0
FT % 1st Half:	0-0	0.0%	2nd half: 10-10	100.0	Game:	10-10	100.0	

Illinois 52 • 3-3

##	Player		Total FG-FGA	3-Ptr FG-FGA	FT-FTA	Rebounds Off	Def	Tot	PF	TP	A	TO	Blk	Stl	Min
00	Anastasieska,Sara	*	0-4	0-2	0-0	0	3	3	3	0	0	4	0	0	25
05	Brown,De'Myla	*	1-2	0-0	0-1	0	4	4	3	2	1	3	0	0	13
22	Rubin,Eva	*	2-4	0-0	1-6	0	3	3	2	5	1	0	0	0	19
24	McKenzie,Adalia	*	4-7	0-0	3-8	3	2	5	0	11	2	2	0	1	23
44	Bostic,Kendall	*	4-10	0-3	1-2	5	6	11	1	9	2	3	1	0	29
02	Robins,Lyric		1-1	0-0	0-0	1	2	3	0	2	1	1	0	0	9
03	Amusan,Solape		0-1	0-1	0-0	0	1	1	0	0	0	0	0	0	2
11	Peebles,Jada		3-9	1-3	1-3	0	1	1	2	8	3	2	1	5	30
14	Lopes,Geovana		0-3	0-0	0-0	0	0	0	1	0	0	0	0	0	7
20	Porter,Erika		3-4	0-0	0-0	1	2	3	0	6	0	0	1	0	13
32	Nye,Aaliyah		3-7	2-4	1-1	0	2	2	2	9	1	4	0	1	30
	Team					3	3	6							
	Totals		21-52	3-13	7-21	13	29	42	14	52	11	19	3	7	200

FG % 1st Half:	8-22	36.4%	2nd half: 13-30	43.3%	Game:	21-52	40.4%	Deadball Rebounds
3FG % 1st Half:	1-5	20.0%	2nd half: 2-8	25.0%	Game:	3-13	23.1%	6
FT % 1st Half:	1-5	20.0%	2nd half: 6-16	37.5%	Game:	7-21	33.3%	

Officials: Bill Larance, Marla Gearhart, Gerda Gatling
Technical fouls: Middle Tennessee-None. Illinois-Anastasieska,Sara; Rubin,Eva.
Attendance:
Daytona Beach Invitational

Score by periods	1st	2nd	3rd	4th	Total
Middle Tennessee	12	14	22	14	62
Illinois	6	12	13	21	52

Game 7

Official Basketball Box Score - Final
Mercer at Middle Tenn.
[illegible] Murphy Center, Murfreesboro
2021-22 Women's Basketball

Game Time: [illegible]
Game Duration: [illegible]
Attendance: 3,227

Officials: [illegible]

Mercer - 49 Record: [illegible]

NO.	Name		Min	FG M-A	3P M-A	FT M-A	Reb OR	DR	TOT	Fouls PF	FD	TP	AS	TO	ST	Blocks BS	BA	+/-
32	Jaron Dougherty	F	31:05	3-13	1-4	4-4	1	7	8	2	2	11	0	3	1	0	0	-6
44	Allie Thayne	F	19:55	1-3	0-0	0-0	2	2	4	0	0	2	0	0	0	0	0	-2
1	Amoria Neal-Tysor	G	25:20	2-8	0-0	0-0	0	4	4	3	3	4	2	3	1	0	0	-6
4	Endia Banks	G	30:47	4-10	1-1	0-0	1	4	5	0	0	9	1	3	0	0	1	-10
21	Shannon Titus	G	31:15	4-10	0-0	4-6	1	5	6	1	4	12	1	4	2	1	1	-4
20	Sierra Votaw		14:11	0-1	0-0	0-0	0	2	2	0	2	0	0	0	0	1	0	-8
2	Sydneey Boykin		08:17	0-1	0-0	0-0	0	3	3	1	0	0	0	1	0	0	0	-3
5	Erin Houpt		15:30	1-2	1-1	2-2	0	1	1	2	3	5	1	0	1	0	1	-7
15	Nigeria Harkless		14:49	2-3	0-0	2-2	1	2	3	3	1	6	0	3	1	0	0	-4
0	Kinley Fisher		08:51	0-0	0-0	0-0	0	0	0	0	0	0	1	0	0	0	0	0
Team							1	3	4			0		2				
Totals				17-51	3-6	12-14	7	33	40	12	15	49	6	19	6	2	3	-10

Technical Fouls: NONE

Shooting By Period			
1st	FG%	6-16	37.5%
	3PT%	0-0	0.0%
	FT%	2-2	100%
2nd	FG%	4-10	40.0%
	3PT%	0-0	0.0%
	FT%	4-4	100%
3rd	FG%	5-14	35.7%
	3PT%	1-1	100.0%
	FT%	2-2	100%
4th	FG%	2-11	18.2%
	3PT%	2-5	40.0%
	FT%	4-6	66.7%
GM	FG%	17-51	33.3%
	3PT%	3-6	50.0%
	FT%	12-14	85.7%

Dead Ball Rebounds: 1, 1

Middle Tenn. - 59 Record: 6-1

NO.	Name		Min	FG M-A	3P M-A	FT M-A	Reb OR	DR	TOT	Fouls PF	FD	TP	AS	TO	ST	Blocks BS	BA	+/-
33	Courtney Whitson	F	40:00	2-10	2-8	2-2	4	4	8	3	4	8	0	3	1	1	0	10
2	Anastasiia Boldyreva	C	08:15	2-3	0-0	0-0	1	1	2	1	0	4	0	1	0	0	0	7
10	Jalynn Gregory	G	31:01	2-9	1-7	1-1	0	6	6	2	1	6	4	1	4	0	0	8
15	Dor Saar	G	29:46	3-7	3-5	0-0	0	3	3	2	2	9	0	1	1	0	0	10
23	Alexis Whittington	G	39:04	2-12	1-8	0-0	2	7	9	2	1	5	1	2	1	0	1	10
22	Jada Grannum		01:36	0-2	0-0	0-0	1	0	1	1	0	0	0	0	0	0	0	-4
5	Kseniya Malashka		30:09	9-21	4-11	0-0	6	5	11	3	2	22	1	4	1	2	1	7
1	Courtney Blakely		16:04	2-6	0-4	1-2	0	1	1	1	2	5	6	2	1	0	0	4
24	Amanda Whittington		03:49	0-1	0-1	0-0	0	0	0	0	0	0	0	0	0	0	0	-2
3	Skye Payne		00:16	0-0	0-0	0-0	0	0	0	0	0	0	0	0	0	0	0	0
Team							2	1	3			0		0				
Totals				22-71	11-44	4-5	16	28	44	15	12	59	12	14	9	3	2	10

Technical Fouls: NONE

Shooting By Period			
1st	FG%	7-19	36.8%
	3PT%	3-10	30.0%
	FT%	2-3	66.7%
2nd	FG%	7-19	36.8%
	3PT%	3-11	27.3%
	FT%	0-0	0%
3rd	FG%	5-18	27.8%
	3PT%	4-13	30.8%
	FT%	2-2	100%
4th	FG%	3-15	20.0%
	3PT%	1-10	10.0%
	FT%	0-0	0%
GM	FG%	22-71	31.0%
	3PT%	11-44	25.0%
	FT%	4-5	80.0%

Dead Ball Rebounds: 0, 0

	MER	MTS
Biggest lead	5 (1st 4:07)	17 (3rd 2:19)
Best Scoring Run	6 (1st 4:07)	9 (2nd 6:41)
Lead Changes	5	
Times Tied	2	
Time with Lead	04:55	34:09

Points from	MER	MTS
Turnovers	17	13
Paint	16	20
Second Chance	5	17
Fast Breaks	6	11
Bench	11	27

Period by Period Scoring	1st	2nd	3rd	4th	TOT
MER	14	12	13	10	49
MTS	19	17	16	7	59

Game 8

Official Basketball Box Score - Final
Middle Tenn. at Lipscomb
[illegible] Allen Arena, Nashville
2021-22 Women's Basketball

Game Time: [illegible]
Game Duration: [illegible]
Attendance: TBD

Officials: [illegible]

Middle Tenn. - 84 Record: 7-1

NO.	Name		Min	FG M-A	3P M-A	FT M-A	Reb OR	DR	TOT	Fouls PF	FD	TP	AS	TO	ST	Blocks BS	BA	+/-
33	Courtney Whitson	F	33:00	4-10	2-8	5-6	3	2	5	2	4	15	4	4	2	1	0	26
2	Anastasiia Boldyreva	C	13:19	1-5	1-1	0-0	0	3	3	3	0	3	1	2	1	1	1	9
10	Jalynn Gregory	G	29:55	5-6	5-6	0-0	1	4	5	3	2	15	3	5	1	0	0	21
15	Dor Saar	G	29:30	5-12	4-9	0-0	0	1	1	3	2	14	2	2	4	0	0	20
23	Alexis Whittington	G	32:01	3-6	2-4	0-0	2	0	2	1	2	8	2	0	2	0	0	20
22	Jada Grannum		07:49	1-1	0-0	1-2	1	1	2	4	1	3	0	0	0	0	0	-3
5	Kseniya Malashka		22:41	3-9	1-3	1-1	0	8	8	3	5	8	2	2	3	1	1	22
1	Courtney Blakely		10:30	2-5	0-1	5-7	0	0	0	1	4	9	1	0	2	0	0	5
24	Amanda Whittington		09:43	2-2	0-0	0-0	0	0	0	0	0	4	0	0	1	0	0	4
4	Gracie Dodgen		08:21	1-4	1-4	0-0	0	0	0	0	0	3	0	1	0	0	0	5
11	Anabel Latorre		03:11	1-1	0-0	0-4	1	0	1	0	2	2	0	0	0	0	0	-4
Team							2	4	6			0		0				
Totals				28-61	16-36	12-20	10	23	33	20	22	84	15	16	16	3	2	25

Technical Fouls: NONE

Shooting By Period			
1st	FG%	6-17	35.3%
	3PT%	5-12	41.7%
	FT%	2-3	66.7%
2nd	FG%	4-12	33.3%
	3PT%	2-7	28.6%
	FT%	3-4	75%
3rd	FG%	9-16	56.3%
	3PT%	6-9	66.7%
	FT%	5-5	100%
4th	FG%	9-16	56.3%
	3PT%	3-8	37.5%
	FT%	2-8	25%
GM	FG%	28-61	45.9%
	3PT%	16-36	44.4%
	FT%	12-20	60.0%

Dead Ball Rebounds: 0, 0

Lipscomb - 59 Record: 1-5

NO.	Name		Min	FG M-A	3P M-A	FT M-A	Reb OR	DR	TOT	Fouls PF	FD	TP	AS	TO	ST	Blocks BS	BA	+/-
12	Dorie Harrison	C	16:02	2-4	0-0	0-0	3	3	6	4	3	4	1	3	0	2	1	-14
1	Jordan Peete	G	28:29	2-8	1-7	0-0	0	1	1	3	4	5	1	2	2	0	0	-12
15	Blythe Pearson	G	22:27	0-4	0-4	0-0	0	0	0	3	0	0	1	4	1	0	1	-24
22	Maddie Cook	G	35:41	3-8	0-1	6-8	1	6	7	4	6	12	4	7	2	0	0	-20
24	Casey Collier	G	36:58	2-5	2-3	4-6	1	7	8	4	5	10	2	5	0	0	1	-29
33	Diana Saleh		03:37	1-1	0-0	0-0	0	0	0	2	0	2	0	0	0	0	0	3
00	Sydney Shelton		25:35	5-7	2-3	0-0	0	4	4	0	1	12	1	1	1	0	0	-13
21	Bella Vinson		27:07	4-11	3-6	0-0	0	2	2	2	1	11	2	2	0	0	0	-20
2	Hilary James		02:06	0-0	0-0	0-0	0	1	1	0	0	0	0	1	0	0	0	2
32	Katherine Weakley		01:58	1-1	1-1	0-0	0	0	0	0	0	3	1	0	0	0	0	2
Team							2	2	4			0		1				
Totals				20-49	9-25	10-14	7	26	33	22	20	59	13	26	6	2	3	-25

Technical Fouls: NONE

Shooting By Period			
1st	FG%	4-16	25.0%
	3PT%	2-11	18.2%
	FT%	1-1	100%
2nd	FG%	6-10	60.0%
	3PT%	2-4	50.0%
	FT%	2-3	66.7%
3rd	FG%	4-12	33.3%
	3PT%	3-6	50.0%
	FT%	1-2	50%
4th	FG%	6-11	54.5%
	3PT%	2-4	50.0%
	FT%	6-8	75%
GM	FG%	20-49	40.8%
	3PT%	9-25	36.0%
	FT%	10-14	71.4%

Dead Ball Rebounds: 3, 0

	MTS	LIP
Biggest lead	31 (4th 3:46)	0 (1st 10:00)
Best Scoring Run	12(3rd 6:45)	5(2nd 8:08)
Lead Changes	0	
Times Tied	0	
Time with Lead	38:18	00:00

Points from	MTS	LIP
Turnovers	28	6
Paint	22	16
Second Chance	13	2
Fast Breaks	15	4
Bench	29	28

Period by Period Scoring	1st	2nd	3rd	4th	TOT
MTS	19	13	29	23	84
LIP	11	16	12	20	59

Game 9

Official Basketball Box Score - Final
Middle Tenn. at Troy
12/11/21 Trojan Arena, Troy
2021-22 Women's Basketball

Game Time: 4:00 PM
Game Duration: 2:26
Attendance: 877

Officials: Billy Smith, Meadow Overstreet, Talisa Green

Middle Tenn. - 76 Record: 7-2

NO.	Name		Min	FG M-A	3P M-A	FT M-A	Reb OR	Reb DR	Reb TOT	Fouls PF	Fouls FD	TP	AS	TO	ST	Blocks BS	Blocks BA	+/-
33	Courtney Whitson	F	40:00	6-10	1-5	3-5	2	6	8	2	3	16	1	3	0	0	0	-1
2	Anastasiia Boldyreva	C	07:47	0-2	0-0	0-0	0	0	0	0	0	0	0	0	0	0	0	-4
10	Jalynn Gregory	G	40:00	4-15	2-7	3-3	0	0	0	3	5	13	3	2	3	0	2	-1
15	Dor Saar	G	30:23	8-21	6-19	0-0	3	3	6	2	0	22	1	1	2	0	0	13
23	Alexis Whittington	G	36:47	2-7	1-4	0-0	4	4	8	3	1	5	1	1	2	0	1	-4
1	Courtney Blakely		20:27	3-6	0-0	2-2	0	4	4	3	2	8	2	1	3	0	0	-2
5	Kseniya Malashka		21:41	5-19	0-4	2-2	3	4	7	3	3	12	1	1	2	1	0	-6
4	Gracie Dodgen		00:57	0-0	0-0	0-0	0	0	0	0	0	0	0	0	0	0	0	3
22	Jada Grannum		01:58	0-0	0-0	0-0	0	0	0	1	0	0	0	0	0	0	0	-1
	Team						2	0	2			0		0				
	Totals			28-80	10-39	10-12	14	21	35	17	14	76	9	9	12	1	3	-1

Technical Fouls: NONE

Shooting By Period			
1st	FG%	4-20	20.0%
	3PT%	1-10	10.0%
	FT%	0-0	0%
2nd	FG%	8-19	42.1%
	3PT%	2-8	25.0%
	FT%	1-1	100%
3rd	FG%	3-18	16.7%
	3PT%	2-10	20.0%
	FT%	7-8	87.5%
4th	FG%	13-23	56.5%
	3PT%	5-11	45.5%
	FT%	2-3	66.7%
GM	FG%	28-80	35.0%
	3PT%	10-39	25.6%
	FT%	10-12	83.3%

Dead Ball Rebounds: 3, 0

Troy - 77 Record: 5-5

NO.	Name		Min	FG M-A	3P M-A	FT M-A	Reb OR	Reb DR	Reb TOT	Fouls PF	Fouls FD	TP	AS	TO	ST	Blocks BS	Blocks BA	+/-
2	Felmas Koranga	F	29:40	6-9	0-0	1-2	4	5	9	2	2	13	0	3	2	2	0	0
15	Tina Stephens	F	29:28	3-8	1-3	5-6	3	4	7	1	3	12	1	1	0	0	0	0
5	Jada Walton	G	13:53	2-6	0-1	0-0	0	3	3	0	0	4	2	1	0	0	0	-10
14	Tiyah Johnson	G	28:18	4-8	3-4	2-2	0	4	4	0	1	13	0	3	0	0	1	1
22	Sharonica Hartsfield	G	22:27	1-3	0-1	1-2	1	3	4	3	1	3	6	5	0	0	0	-8
4	Jasmine Robinson		21:09	1-3	0-2	2-2	0	2	2	2	1	4	2	5	0	0	0	12
10	Janiah Sandifer		18:16	2-3	0-1	4-7	1	0	1	1	3	8	1	2	1	0	0	8
11	Ja'Mia Hollings		10:20	2-5	0-0	0-0	1	2	3	0	0	4	0	0	1	0	0	1
20	Za'Nautica Downs		07:52	1-1	1-1	0-0	0	2	2	1	1	3	0	1	0	0	0	-5
21	Jhileiya Dunlap		10:32	2-4	0-1	5-5	0	3	3	3	4	9	1	0	0	1	0	1
1	Amber Leggett		08:05	2-4	0-0	0-2	0	4	4	1	1	4	0	1	0	0	0	5
	Team						1	5	6			0		0				
	Totals			26-54	5-14	20-28	11	37	48	14	17	77	13	22	4	3	1	1

Technical Fouls: NONE

Shooting By Period			
1st	FG%	5-14	35.7%
	3PT%	2-4	50.0%
	FT%	2-2	100%
2nd	FG%	7-17	41.2%
	3PT%	1-6	16.7%
	FT%	2-2	100%
3rd	FG%	7-10	70.0%
	3PT%	1-1	100.0%
	FT%	3-7	42.9%
4th	FG%	7-13	53.8%
	3PT%	1-3	33.3%
	FT%	13-17	76.5%
GM	FG%	26-54	48.1%
	3PT%	5-14	35.7%
	FT%	20-28	71.4%

Dead Ball Rebounds: 4, 0

	MTSU	TROY
Biggest lead	4 (1st 6:36)	12 (4th 5:22)
Best Scoring Run	10(2nd 7:16)	8(1st 2:57)
Lead Changes	8	
Times Tied	6	
Time with Lead	06:58	29:14

Points from	MTSU	TROY
Turnovers	28	11
Paint	32	32
Second Chance	14	8
Fast Breaks	6	11
Bench	20	32

Period by Period Scoring	1st	2nd	3rd	4th	TOT
MTSU	6	19	15	33	76
TROY	14	17	18	28	77

Game 10

Official Basketball Box Score - Final
Southern Ill. at Middle Tenn.
12/17/21 Murphy Center, Murfreesboro
2021-22 Women's Basketball

Game Time: 6:00 PM
Game Duration: 1:34
Attendance: 3,355

Officials: Kyle Galloway, Doug Knight, Kristen Bell

Southern Ill. - 61 Record: 4-4

NO.	Name		Min	FG M-A	3P M-A	FT M-A	Reb OR	Reb DR	Reb TOT	Fouls PF	Fouls FD	TP	AS	TO	ST	Blocks BS	Blocks BA	+/-
20	Gabby Walker	F	24:01	3-9	0-0	3-3	3	2	5	4	5	9	2	3	0	0	0	-11
25	Abby Brockmeyer	F	36:03	7-17	2-6	3-6	4	9	13	1	8	19	2	4	1	0	2	2
0	Quierra Love	G	19:08	0-0	0-0	0-0	1	1	2	0	0	0	2	4	1	0	0	-4
5	Caitlin Link	G	24:23	0-2	0-2	1-2	1	1	2	3	3	1	0	2	0	0	0	-16
12	Makenzie Silvey	G	40:00	9-19	1-6	4-5	3	6	9	2	3	23	3	4	2	0	0	-1
21	Payton McCallister		25:05	1-3	0-2	0-0	0	4	4	4	2	2	2	2	1	0	0	16
4	Laniah Randle		13:42	3-5	0-0	1-1	2	0	2	3	1	7	0	1	2	1	0	3
1	Tyranny Brown		02:01	0-0	0-0	0-0	0	0	0	0	0	0	0	0	0	0	0	-1
24	Adrianna Katcher		07:33	0-2	0-1	0-0	0	0	0	0	0	0	0	0	2	0	0	3
22	Allea Potter		08:04	0-1	0-1	0-0	0	1	1	1	0	0	0	0	0	0	0	4
	Team						2	4	6			0		1				
	Totals			23-58	3-18	12-17	16	28	44	18	22	61	11	21	9	1	2	-1

Technical Fouls: NONE

Shooting By Period			
1st	FG%	8-16	50.0%
	3PT%	1-3	33.3%
	FT%	2-2	100%
2nd	FG%	4-14	28.6%
	3PT%	1-7	14.3%
	FT%	1-1	100%
3rd	FG%	5-11	45.5%
	3PT%	1-3	33.3%
	FT%	4-7	57.1%
4th	FG%	6-17	35.3%
	3PT%	0-5	0.0%
	FT%	5-7	71.4%
GM	FG%	23-58	39.7%
	3PT%	3-18	16.7%
	FT%	12-17	70.6%

Dead Ball Rebounds: 2, 0

Middle Tenn. - 62 Record: 8-2

NO.	Name		Min	FG M-A	3P M-A	FT M-A	Reb OR	Reb DR	Reb TOT	Fouls PF	Fouls FD	TP	AS	TO	ST	Blocks BS	Blocks BA	+/-
33	Courtney Whitson	F	39:06	1-6	0-3	1-4	2	5	7	3	3	3	2	2	1	0	0	6
2	Anastasiia Boldyreva	C	04:52	1-2	0-1	0-0	2	0	2	0	1	2	0	0	0	0	0	-5
10	Jalynn Gregory	G	38:37	10-18	5-8	2-3	1	3	4	2	2	27	2	3	2	0	0	5
15	Dor Saar	G	35:24	2-10	1-9	1-2	0	2	2	3	4	6	4	6	2	0	1	-3
23	Alexis Whittington	G	40:00	3-7	2-5	0-0	1	5	6	2	1	8	2	1	2	1	0	1
5	Kseniya Malashka		18:06	5-8	1-3	0-0	0	1	1	4	4	11	0	2	4	0	0	2
1	Courtney Blakely		11:09	0-6	0-1	0-0	0	2	2	3	1	0	2	0	0	0	0	-3
3	Skye Payne		00:00	0-0	0-0	0-0	0	0	0	0	0	0	0	0	0	0	0	0
24	Amanda Whittington		02:30	0-0	0-0	0-0	0	0	0	0	0	0	0	0	0	0	0	-5
22	Jada Grannum		10:16	2-2	0-0	1-1	1	1	2	5	2	5	0	0	0	1	0	7
	Team						1	3	4			0		0				
	Totals			24-59	9-30	5-10	8	22	30	23	18	62	12	14	11	2	1	1

Technical Fouls: Bench 4th 5:24

Shooting By Period			
1st	FG%	5-16	31.3%
	3PT%	2-11	18.2%
	FT%	1-2	50%
2nd	FG%	5-14	35.7%
	3PT%	3-8	37.5%
	FT%	1-2	50%
3rd	FG%	8-15	53.3%
	3PT%	2-7	28.6%
	FT%	1-1	100%
4th	FG%	6-14	42.9%
	3PT%	2-4	50.0%
	FT%	2-5	40%
GM	FG%	24-59	40.7%
	3PT%	9-30	30.0%
	FT%	5-10	50.0%

Dead Ball Rebounds: 4, 0

	SIU	MTS
Biggest lead	9 (1st 0:36)	6 (2nd 3:17)
Best Scoring Run	10(1st 2:28)	13(2nd 7:46)
Lead Changes	6	
Times Tied	9	
Time with Lead	16:02	14:50

Points from	SIU	MTS
Turnovers	13	20
Paint	36	30
Second Chance	18	5
Fast Breaks	7	10
Bench	8	16

Period by Period Scoring	1st	2nd	3rd	4th	TOT
SIU	19	10	15	17	61
MTS	13	14	19	16	62

Game 11

Official Basketball Box Score - Final
Middle Tenn. at UTSA
12/30/21 Convocation Center, San Antonio, Texas
2021-22 Women's Basketball

Game Time: 7:00 PM
Game Duration: 1:48
Attendance: 317

Officials: Kelly Johnson, Travis Jones, Jody Cantrell

Middle Tenn. - 85 Record: 9-2 (1-0)

NO.	Name		Min	FG M-A	3P M-A	FT M-A	Reb OR	Reb DR	Reb TOT	Fouls PF	Fouls FD	TP	AS	TO	ST	Blocks BS	Blocks BA	+/-
33	Courtney Whitson	F	36:59	12-20	6-11	1-1	2	2	4	2	1	31	0	1	1	2	0	22
2	Anastasiia Boldyreva	C	10:12	1-2	0-0	0-0	2	3	5	0	0	2	0	1	0	1	0	3
10	Jalynn Gregory	G	35:38	4-13	2-8	4-6	2	5	7	3	5	14	7	3	1	0	2	31
15	Dor Saar	G	30:17	2-9	1-6	2-2	0	0	0	1	4	7	3	4	3	0	0	11
23	Alexis Whittington	G	34:01	2-7	1-5	2-2	0	5	5	4	1	7	5	0	5	0	0	29
5	Kseniya Malashka		27:16	6-11	1-4	2-2	7	6	13	2	2	15	1	4	0	0	0	27
1	Courtney Blakely		12:24	2-3	2-3	0-0	1	2	3	4	0	6	4	2	1	0	0	16
22	Jada Grannum		05:33	0-0	0-0	0-0	0	1	1	1	1	0	0	0	0	1	0	6
24	Amanda Whittington		05:18	0-1	0-1	0-0	0	0	0	0	0	0	0	0	0	0	0	-6
4	Gracie Dodgen		02:22	1-1	1-1	0-0	0	0	0	0	0	3	0	0	0	0	0	6
	Team						2	3	5			0		1				
	Totals			30-67	14-39	11-13	16	27	43	17	14	85	20	16	11	4	2	29

Technical Fouls: NONE

Shooting By Period			
1st	FG%	8-19	42.1%
	3PT%	4-10	40.0%
	FT%	2-3	66.7%
2nd	FG%	7-16	43.8%
	3PT%	4-11	36.4%
	FT%	0-0	0%
3rd	FG%	10-17	58.8%
	3PT%	3-6	50.0%
	FT%	3-3	100%
4th	FG%	5-15	33.3%
	3PT%	3-12	25.0%
	FT%	6-7	85.7%
GM	FG%	30-67	44.8%
	3PT%	14-39	35.9%
	FT%	11-13	84.6%

Dead Ball Rebounds: 1, 0

UTSA - 56 Record: 3-9 (0-1)

NO.	Name		Min	FG M-A	3P M-A	FT M-A	Reb OR	Reb DR	Reb TOT	Fouls PF	Fouls FD	TP	AS	TO	ST	Blocks BS	Blocks BA	+/-
5	Yuliyana Valcheva	F	24:51	3-8	1-3	1-2	3	3	6	1	1	8	0	4	0	0	1	-9
3	Elena Blanding	C	23:54	2-4	1-1	0-0	2	5	7	1	0	5	1	1	1	0	0	-17
1	Hailey Atwood	G	26:30	1-6	0-2	0-0	3	2	5	4	1	2	1	2	0	0	0	-30
2	Jadyn Pimentel	G	15:19	0-1	0-0	0-0	1	0	1	2	2	0	4	5	1	0	0	-1
12	LaPraisjah Johnson	G	33:49	6-16	0-1	5-8	0	3	3	5	6	17	3	3	2	2	0	-14
45	Ndeye Ciss		08:13	1-2	1-1	0-0	0	2	2	0	0	3	0	1	0	0	0	-6
4	Leslie Hunter		28:18	2-8	0-0	3-4	3	3	6	1	4	7	1	3	0	0	3	-26
0	Elyssa Coleman		19:22	4-10	0-2	1-1	1	2	3	0	1	9	0	2	1	0	0	-17
20	Chantel Govan		15:46	1-3	0-2	3-5	0	2	2	0	2	5	1	1	0	0	0	-18
24	Kennedy Harrell		03:58	0-0	0-0	0-0	0	0	0	0	0	0	0	0	0	0	0	-7
	Team						4	0	4			0		3				
	Totals			20-58	3-12	13-20	17	22	39	14	17	56	11	25	5	2	4	-29

Technical Fouls: NONE

Shooting By Period			
1st	FG%	7-14	50.0%
	3PT%	1-2	50.0%
	FT%	7-8	87.5%
2nd	FG%	3-10	30.0%
	3PT%	1-4	25.0%
	FT%	1-2	50%
3rd	FG%	7-19	36.8%
	3PT%	1-5	20.0%
	FT%	1-2	50%
4th	FG%	3-15	20.0%
	3PT%	0-1	0.0%
	FT%	4-8	50%
GM	FG%	20-58	34.5%
	3PT%	3-12	25.0%
	FT%	13-20	65.0%

Dead Ball Rebounds: 1, 0

	MTU	UTSA
Biggest lead	29 (4th 0:44)	5 (1st 8:48)
Best Scoring Run	10(2nd 3:37)	6(4th 6:33)
Lead Changes	5	
Times Tied	5	
Time with Lead	28:38	06:01

Points from	MTU	UTSA
Turnovers	24	11
Paint	30	22
Second Chance	6	12
Fast Breaks	22	10
Bench	24	24

Period by Period Scoring	1st	2nd	3rd	4th	TOT
MTU	22	18	28	19	85
UTSA	22	8	16	10	56

Game 12

Official Basketball Box Score - Final
MT at UTEP
01/01/22 Don Haskins Center, El Paso
2021-22 Women's Basketball

Game Time: 1:00 PM
Game Duration: 1:34
Attendance: 718

Officials: Eric Roch, Metta Christensen, Rochelle Bennett

MT - 55 Record: 9-3 (1-1)

NO.	Name		Min	FG M-A	3P M-A	FT M-A	Reb OR	Reb DR	Reb TOT	Fouls PF	Fouls FD	TP	AS	TO	ST	Blocks BS	Blocks BA	+/-
33	Courtney Whitson	F	40:00	1-10	1-6	0-0	1	6	7	4	1	3	2	3	0	0	1	-1
2	Anastasiia Boldyreva	C	18:23	2-4	0-0	0-0	1	5	6	2	0	4	0	0	1	2	0	6
10	Jalynn Gregory	G	31:43	5-12	3-8	3-4	1	3	4	3	2	16	0	0	1	0	0	-1
15	Dor Saar	G	34:36	6-16	5-13	0-0	0	1	1	3	1	17	2	3	0	0	0	9
23	Alexis Whittington	G	40:00	2-7	2-4	0-0	3	5	8	0	3	6	6	0	3	0	0	-1
5	Kseniya Malashka		21:02	2-6	0-1	0-0	2	3	5	2	1	4	0	2	1	1	0	-3
1	Courtney Blakely		13:41	2-6	0-3	1-2	0	2	2	3	3	5	2	2	3	0	0	-10
22	Jada Grannum		00:35	0-0	0-0	0-0	0	0	0	1	0	0	0	0	0	0	0	-4
	Team						0	1	1			0		0				
	Totals			20-61	11-35	4-6	8	26	34	18	11	55	12	10	9	3	1	-1

Technical Fouls: NONE

Shooting By Period			
1st	FG%	4-13	30.8%
	3PT%	3-10	30.0%
	FT%	0-0	0%
2nd	FG%	5-13	38.5%
	3PT%	3-5	60.0%
	FT%	0-0	0%
3rd	FG%	4-17	23.5%
	3PT%	2-11	18.2%
	FT%	3-4	75%
4th	FG%	7-18	38.9%
	3PT%	3-9	33.3%
	FT%	1-2	50%
GM	FG%	20-61	32.8%
	3PT%	11-35	31.4%
	FT%	4-6	66.7%

Dead Ball Rebounds: 1, 0

UTEP - 56 Record: 9-3 (1-1)

NO.	Name		Min	FG M-A	3P M-A	FT M-A	Reb OR	Reb DR	Reb TOT	Fouls PF	Fouls FD	TP	AS	TO	ST	Blocks BS	Blocks BA	+/-
2	Teal Battle	F	27:59	4-13	0-2	5-8	3	4	7	3	5	13	0	1	1	0	2	-3
21	Elina Arike	F	29:54	3-8	2-5	5-5	3	5	8	2	3	13	0	2	0	1	0	-2
3	Katia Gallegos	G	37:31	3-5	0-1	2-2	0	7	7	0	6	8	4	1	2	0	0	4
5	Destiny Thurman	G	30:54	3-8	1-4	0-0	0	2	2	3	0	7	1	4	1	0	0	-3
15	Avery Crouse	G	36:14	3-5	0-2	3-4	0	5	5	1	2	9	2	3	1	0	0	4
55	Brenda Fontana		14:34	1-8	0-2	0-0	1	1	2	1	0	2	1	0	0	0	1	6
22	Erin Wilson		11:02	0-1	0-1	2-2	1	3	4	0	2	2	0	1	0	0	0	1
12	Grace Alvarez		01:20	0-0	0-0	0-0	0	0	0	0	0	0	0	0	0	0	0	1
0	Mahri Petree		02:59	0-2	0-1	0-0	0	0	0	1	0	0	0	2	0	0	0	-4
24	Adhel Tac		05:15	1-2	0-0	0-0	1	1	2	0	0	2	1	1	0	0	0	1
20	Dagne Apsite		02:18	0-0	0-0	0-0	0	0	0	0	0	0	0	0	0	0	0	0
	Team						2	6	8			0		0				
	Totals			18-52	3-18	17-21	11	34	45	11	18	56	9	15	5	1	3	1

Technical Fouls: NONE

Shooting By Period			
1st	FG%	4-16	25.0%
	3PT%	0-7	0.0%
	FT%	5-7	71.4%
2nd	FG%	6-13	46.2%
	3PT%	1-3	33.3%
	FT%	0-0	0%
3rd	FG%	6-14	42.9%
	3PT%	2-4	50.0%
	FT%	3-4	75%
4th	FG%	2-9	22.2%
	3PT%	0-4	0.0%
	FT%	9-10	90%
GM	FG%	18-52	34.6%
	3PT%	3-18	16.7%
	FT%	17-21	81.0%

Dead Ball Rebounds: 1, 0

	MTSU	UTEP
Biggest lead	5 (1st 2:52)	11 (3rd 1:08)
Best Scoring Run	10(4th 3:43)	8(3rd 1:08)
Lead Changes	15	
Times Tied	7	
Time with Lead	10:46	23:01

Points from	MTSU	UTEP
Turnovers	17	12
Paint	16	22
Second Chance	0	12
Fast Breaks	8	13
Bench	9	6

Period by Period Scoring	1st	2nd	3rd	4th	TOT
MTSU	11	13	13	18	55
UTEP	13	13	17	13	56

Game 13

Official Basketball Box Score - Final
Rice at Middle Tenn.
01/07/22 Murphy Center, Murfreesboro
2021-22 Women's Basketball

Game Time: 1:00 PM
Game Duration: 1:47
Attendance: 1,808

Officials: Doug Knight, Jennifer Rasso, Chaney Manach

Rice - 63 Record: 8-4 (0-0)

NO.	Name		Min	FG M-A	3P M-A	FT M-A	OR	DR	TOT	PF	FD	TP	AS	TO	ST	BS	BA	+/-
1	Malia Fisher	F	11:00	3-4	0-1	0-0	2	3	5	3	1	6	0	5	0	1	0	0
22	Ashlee Austin	F	21:31	3-11	2-6	1-2	1	4	5	4	3	9	1	3	0	0	2	-15
3	Katelyn Crosthwait	G	15:40	2-4	1-2	0-0	0	2	2	0	1	5	4	1	0	0	0	2
5	Destiny Jackson	G	37:16	3-10	0-1	2-5	3	6	9	1	4	8	4	6	0	0	1	-22
11	Haylee Swayze	G	38:20	1-9	1-5	0-0	1	3	4	0	3	3	1	3	1	0	1	-23
14	Maya Bokunewicz		34:15	7-14	4-7	2-2	2	3	5	1	1	20	1	1	0	0	1	-28
12	India Bellamy		16:40	2-6	1-3	2-3	2	1	3	1	3	7	0	0	2	0	1	-11
32	Trinity Gooden		21:49	2-5	1-1	0-0	0	2	2	4	1	5	0	0	0	1	0	-25
21	Arianna McCurry		03:29	0-0	0-0	0-0	0	0	0	1	1	0	1	0	0	0	0	2
	Team						2	4	6			0		1				
	Totals			23-63	10-26	7-12	13	28	41	15	18	63	12	20	3	2	6	-24

Technical Fouls: Austin 4th 3:55

Shooting By Period			
1st	FG%	10-19	52.6%
	3PT%	5-9	55.6%
	FT%	0-0	0%
2nd	FG%	3-11	27.3%
	3PT%	2-4	50.0%
	FT%	2-4	50%
3rd	FG%	6-15	40.0%
	3PT%	3-7	42.9%
	FT%	4-6	66.7%
4th	FG%	4-18	22.2%
	3PT%	0-6	0.0%
	FT%	1-2	50%
GM	FG%	23-63	36.5%
	3PT%	10-26	38.5%
	FT%	7-12	58.3%

Dead Ball Rebounds: 4, 0

Middle Tenn. - 87 Record: 10-3 (2-0)

NO.	Name		Min	FG M-A	3P M-A	FT M-A	OR	DR	TOT	PF	FD	TP	AS	TO	ST	BS	BA	+/-
5	Kseniya Malashka	F	25:24	11-16	0-1	1-3	1	3	4	5	2	23	0	1	2	4	0	15
33	Courtney Whitson	F	31:50	4-10	2-5	0-0	2	6	8	4	0	10	2	3	0	0	1	6
2	Anastasiia Boldyreva	C	09:16	3-6	0-0	2-2	0	1	1	1	1	8	0	1	0	2	1	6
10	Jalynn Gregory	G	38:21	5-9	1-3	5-5	0	4	4	2	5	16	2	1	3	0	0	25
15	Dor Saar	G	40:00	4-13	3-8	1-2	1	2	3	1	1	12	1	0	2	0	0	24
1	Courtney Blakely		37:47	5-8	0-0	3-4	0	4	4	3	4	13	4	0	3	0	0	30
22	Jada Grannum		06:57	0-0	0-0	2-2	1	1	2	2	1	2	1	0	0	0	0	3
4	Gracie Dodgen		09:32	1-3	1-2	0-0	0	0	0	0	0	3	0	1	0	0	0	14
11	Anabel Latorre		00:53	0-0	0-0	0-0	0	0	0	0	0	0	0	0	0	0	0	-3
	Team						1	7	8			0		0				
	Totals			33-65	7-19	14-18	6	28	34	18	14	87	10	7	10	6	2	24

Technical Fouls: NONE

Shooting By Period			
1st	FG%	6-18	33.3%
	3PT%	3-7	42.9%
	FT%	2-2	100%
2nd	FG%	12-19	63.2%
	3PT%	3-6	50.0%
	FT%	2-3	66.7%
3rd	FG%	10-16	62.5%
	3PT%	1-2	50.0%
	FT%	1-2	50%
4th	FG%	5-12	41.7%
	3PT%	0-4	0.0%
	FT%	9-11	81.8%
GM	FG%	33-65	50.8%
	3PT%	7-19	36.8%
	FT%	14-18	77.8%

Dead Ball Rebounds: 2, 0

	RIC	MTS
Biggest lead	11 (1st 6:16)	27 (4th 1:13)
Best Scoring Run	8 (1st 0:02)	10 (2nd 1:54)
Lead Changes	1	
Times Tied	3	
Time with Lead	14:56	24:06

Points from	RIC	MTS
Turnovers	5	25
Paint	16	52
Second Chance	16	6
Fast Breaks	3	20
Bench	32	16

Period by Period Scoring	1st	2nd	3rd	4th	TOT
RIC	25	10	19	9	63
MTS	17	29	22	19	87

Game 14

Official Basketball Box Score - Final
North Texas at Middle Tenn.
01/09/22 Murphy Center, Murfreesboro
2021-22 Women's Basketball

Game Time: 12:00 PM
Game Duration: 1:39
Attendance: 2,842

Officials: Bill Lacrese, Dawn Marsh, Nicole Williams

North Texas - 52 Record: 4-6 (0-1)

NO.	Name		Min	FG M-A	3P M-A	FT M-A	OR	DR	TOT	PF	FD	TP	AS	TO	ST	BS	BA	+/-
21	Jaylen Mallard	F	07:37	0-3	0-1	0-0	0	1	1	3	0	0	0	1	0	1	0	-3
41	Madi Townley	F	38:34	6-14	0-0	0-0	3	7	10	2	3	12	0	0	2	0	0	-26
0	Quincy Noble	G	37:56	5-13	1-2	2-2	0	2	2	2	3	13	2	5	3	0	1	-29
4	Jazion Jackson	G	15:16	2-4	1-3	0-0	1	1	2	0	0	5	2	1	0	0	0	-19
22	Aly Gamez	G	40:00	4-12	1-5	1-1	1	8	9	4	3	10	4	3	1	0	0	-28
20	Amber Dixon		12:31	0-3	0-2	0-2	0	2	2	0	3	0	0	1	1	0	1	-15
33	Emma Villas-Gomis		00:50	0-1	0-1	0-0	0	0	0	0	0	0	0	0	0	0	0	-2
10	Trena Mims		21:31	1-5	0-0	0-0	0	4	4	1	3	2	1	0	0	0	0	-4
1	Kendall McGruder		13:42	3-5	1-3	0-2	0	2	2	3	1	7	0	2	0	0	0	-2
35	Aniyah Johnson		09:06	1-3	0-0	1-2	1	2	3	0	2	3	0	0	0	0	1	-12
24	Tommisha Lampkin		02:57	0-0	0-0	0-0	0	0	0	0	0	0	0	0	0	0	0	0
	Team						0	1	1			0		0				
	Totals			22-63	4-17	4-9	6	30	36	15	18	52	9	13	7	1	3	-28

Technical Fouls: NONE

Shooting By Period			
1st	FG%	5-15	33.3%
	3PT%	1-4	25.0%
	FT%	2-2	100%
2nd	FG%	10-15	66.7%
	3PT%	2-3	66.7%
	FT%	0-2	0%
3rd	FG%	4-21	19.0%
	3PT%	1-7	14.3%
	FT%	0-0	0%
4th	FG%	3-12	25.0%
	3PT%	0-3	0.0%
	FT%	2-5	40%
GM	FG%	22-63	34.9%
	3PT%	4-17	23.5%
	FT%	4-9	44.4%

Dead Ball Rebounds: 3, 0

Middle Tenn. - 80 Record: 11-3 (3-0)

NO.	Name		Min	FG M-A	3P M-A	FT M-A	OR	DR	TOT	PF	FD	TP	AS	TO	ST	BS	BA	+/-
33	Courtney Whitson	F	38:50	2-7	0-3	0-0	3	9	12	2	2	4	3	2	0	1	0	29
2	Anastasiia Boldyreva	C	07:49	1-2	0-0	0-0	0	0	0	0	0	2	0	0	0	0	0	-1
10	Jalynn Gregory	G	32:43	3-11	2-7	0-0	1	6	7	4	2	8	0	3	0	0	0	20
15	Dor Saar	G	38:50	8-15	5-8	2-2	0	6	6	0	3	23	4	1	2	0	0	29
23	Alexis Whittington	G	24:46	3-5	2-3	2-2	1	4	5	5	1	10	2	0	2	0	0	19
5	Kseniya Malashka		22:19	5-10	0-3	2-4	1	3	4	3	5	12	1	3	3	2	1	30
1	Courtney Blakely		28:33	8-13	1-2	1-2	0	3	3	3	2	18	4	2	2	0	0	16
4	Gracie Dodgen		04:42	1-2	1-2	0-0	0	0	0	0	0	3	0	0	0	0	0	-1
22	Jada Grannum		01:28	0-0	0-0	0-0	0	0	0	1	0	0	0	0	0	0	0	-1
	Team						0	6	6			0		1				
	Totals			31-65	11-28	7-10	6	37	43	18	15	80	14	12	9	3	1	28

Technical Fouls: NONE

Shooting By Period			
1st	FG%	10-16	62.5%
	3PT%	2-5	40.0%
	FT%	2-2	100%
2nd	FG%	7-16	43.8%
	3PT%	2-5	40.0%
	FT%	2-2	100%
3rd	FG%	6-18	33.3%
	3PT%	2-10	20.0%
	FT%	2-4	50%
4th	FG%	8-15	53.3%
	3PT%	5-8	62.5%
	FT%	1-2	50%
GM	FG%	31-65	47.7%
	3PT%	11-28	39.3%
	FT%	7-10	70.0%

Dead Ball Rebounds: 1, 0

	UNT	MTS
Biggest lead	3 (1st 8:50)	31 (4th 0:25)
Best Scoring Run	6 (2nd 1:04)	11 (4th 5:32)
Lead Changes	1	
Times Tied	0	
Time with Lead	00:55	37:52

Points from	UNT	MTS
Turnovers	2	9
Paint	22	32
Second Chance	4	3
Fast Breaks	4	14
Bench	12	33

Period by Period Scoring	1st	2nd	3rd	4th	TOT
UNT	13	22	9	8	52
MTS	24	18	16	22	80

Game 15

Official Basketball Box Score - Final
Middle Tenn. at Fla. Atlantic
01/13/22 Abessinio Court at FAU Arena, Boca Raton
2021-22 Women's Basketball

Game Time: 6:00 PM
Game Duration: 1:55
Attendance: 378

Officials: Molly Cotterall, David Jenkins, Kelly Johnson

Middle Tenn. - 60 Record: 12-3 (4-0)

NO.	Name		Min	FG M-A	3P M-A	FT M-A	OR	DR	TOT	PF	FD	TP	AS	TO	ST	BS	BA	+/-
33	Courtney Whitson	F	40:00	4-15	1-7	4-4	1	8	9	3	7	13	3	2	3	0	0	4
2	Anastasiia Boldyreva	C	29:15	4-8	0-1	0-0	0	1	1	3	0	8	1	1	0	3	0	10
10	Jalynn Gregory	G	29:41	2-6	1-3	2-2	0	2	2	5	1	7	1	2	1	0	0	-2
15	Dor Saar	G	40:00	4-15	2-7	0-0	0	3	3	1	0	10	5	0	2	1	0	4
23	Alexis Whittington	G	40:00	4-6	1-3	4-5	3	4	7	1	7	13	0	1	1	1	0	4
1	Courtney Blakely		16:07	2-4	0-0	2-2	0	2	2	2	2	6	4	4	0	0	0	-5
22	Jada Grannum		01:29	0-0	0-0	0-0	0	0	0	1	0	0	0	0	0	0	0	1
24	Amanda Whittington		03:28	1-1	1-1	0-0	0	1	1	0	0	3	0	0	0	0	0	4
	Team						2	2	4			0		0				
	Totals			21-55	6-22	12-13	6	23	29	16	17	60	14	10	7	5	0	4

Technical Fouls: NONE

Shooting By Period			
1st	FG%	4-12	33.3%
	3PT%	1-4	25.0%
	FT%	0-0	0%
2nd	FG%	7-15	46.7%
	3PT%	1-3	33.3%
	FT%	0-0	0%
3rd	FG%	7-15	46.7%
	3PT%	3-9	33.3%
	FT%	6-7	85.7%
4th	FG%	3-13	23.1%
	3PT%	1-6	16.7%
	FT%	6-6	100%
GM	FG%	21-55	38.2%
	3PT%	6-22	27.3%
	FT%	12-13	92.3%

Dead Ball Rebounds: 1, 0

Fla. Atlantic - 56 Record: 4-8 (0-2)

NO.	Name		Min	FG M-A	3P M-A	FT M-A	OR	DR	TOT	PF	FD	TP	AS	TO	ST	BS	BA	+/-
15	Sofia Galeron	F	32:28	5-9	4-7	0-0	2	9	11	2	0	14	5	0	0	0	0	-5
32	Amber Gaston	F	26:10	0-6	0-1	5-6	0	3	3	3	8	5	0	1	1	0	0	-1
1	Rita Pleskevich	G	30:54	4-10	0-2	2-2	2	2	4	0	1	10	1	1	2	0	0	0
23	Kynadi Kuykendoll	G	35:07	5-9	0-2	0-0	1	0	1	2	1	10	3	1	2	0	1	-10
34	Alexa Zaph	G	26:09	1-6	0-0	2-2	0	7	7	3	1	4	1	5	1	0	2	1
30	Janeta Rozentale		21:22	2-4	0-1	5-6	1	3	4	4	3	9	2	1	1	0	0	-2
5	Nikola Ozola		09:37	0-0	0-0	0-0	0	0	0	0	1	0	0	0	0	0	0	-2
33	Kimia Carter		05:40	0-1	0-0	0-0	0	0	0	2	0	0	0	2	0	0	1	-2
12	Allie Tylka		12:33	2-6	0-3	0-0	0	0	0	1	1	4	0	3	1	0	1	1
	Team						3	4	7			0		1				
	Totals			19-51	4-16	14-16	9	28	37	17	16	56	12	15	8	0	5	-4

Technical Fouls: NONE

Shooting By Period			
1st	FG%	7-16	43.8%
	3PT%	1-3	33.3%
	FT%	0-0	0%
2nd	FG%	3-8	37.5%
	3PT%	1-2	50.0%
	FT%	3-4	75%
3rd	FG%	3-14	21.4%
	3PT%	1-6	16.7%
	FT%	9-10	90%
4th	FG%	6-13	46.2%
	3PT%	1-5	20.0%
	FT%	2-2	100%
GM	FG%	19-51	37.3%
	3PT%	4-16	25.0%
	FT%	14-16	87.5%

Dead Ball Rebounds: 2, 0

	MT	FAU
Biggest lead	5 (3rd 2:51)	9 (1st 0:28)
Best Scoring Run	8 (3rd 6:52)	8 (1st 0:28)
Lead Changes	4	
Times Tied	6	
Time with Lead	18:24	17:12

Points from	MT	FAU
Turnovers	12	6
Paint	26	22
Second Chance	6	7
Fast Breaks	14	4
Bench	9	19

Period by Period Scoring	1st	2nd	3rd	4th	TOT
MT	9	15	23	13	60
FAU	15	10	16	15	56

Game 16

Official Basketball Box Score - Final
Middle Tenn. at FIU
01/15/22 Ocean Bank Convocation Center, Miami
2021-22 Women's Basketball

Game Time: 12:00 PM
Game Duration: 2:00
Attendance: 94

Officials: Angelica Suffren, Judy Castrol, Kristen Bell

Middle Tenn. - 54 Record: 12-4 (4-1)

NO.	Name		Min	FG M-A	3P M-A	FT M-A	OR	DR	TOT	PF	FD	TP	AS	TO	ST	BS	BA	+/-
33	Courtney Whitson	F	44:26	3-14	0-5	2-3	4	8	12	4	3	8	2	4	1	0	1	-2
2	Anastasiia Boldyreva	C	27:39	4-8	0-0	2-2	5	5	10	2	2	10	2	1	0	4	0	5
10	Jalynn Gregory	G	27:39	3-8	2-7	0-0	0	1	1	4	1	8	0	1	2	0	0	-5
15	Dor Saar	G	44:55	4-13	1-8	0-0	0	0	0	5	4	9	3	4	2	0	0	0
23	Alexis Whittington	G	45:00	5-9	2-5	0-0	2	2	4	0	1	12	0	1	1	0	0	-2
1	Courtney Blakely		24:36	3-8	1-3	0-0	0	4	4	3	3	7	1	3	2	0	0	-17
24	Amanda Whittington		10:11	0-1	0-1	0-0	0	0	0	2	0	0	0	1	0	0	0	11
4	Gracie Dodgen		00:34	0-0	0-0	0-0	0	0	0	0	0	0	0	0	0	0	0	0
	Team						2	0	2			0		3				
	Totals			22-61	6-29	4-5	13	20	33	20	14	54	8	18	8	4	1	-2

Technical Fouls: NONE

Shooting By Period			
1st	FG%	3-14	21.4%
	3PT%	1-8	12.5%
	FT%	0-0	0%
2nd	FG%	6-13	46.2%
	3PT%	3-8	37.5%
	FT%	0-0	0%
3rd	FG%	4-11	36.4%
	3PT%	0-4	0.0%
	FT%	1-2	50%
4th	FG%	7-14	50.0%
	3PT%	2-6	33.3%
	FT%	2-2	100%
OT	FG%	2-9	22.2%
	3PT%	0-3	0.0%
	FT%	1-1	100%
GM	FG%	22-61	36.1%
	3PT%	6-29	20.7%
	FT%	4-5	80.0%

Dead Ball Rebounds: 3, 0

FIU - 56 Record: 6-5 (1-2)

NO.	Name		Min	FG M-A	3P M-A	FT M-A	OR	DR	TOT	PF	FD	TP	AS	TO	ST	BS	BA	+/-
44	Maria Torres	F	33:32	3-6	0-0	3-4	4	2	6	4	3	9	0	3	0	1	2	-5
0	Zaida Gonzalez	G	35:01	4-10	1-2	2-2	1	4	5	2	2	11	1	1	0	0	0	4
1	Raquel Ferrer-Bernad	G	20:23	1-4	0-3	0-0	0	3	3	2	1	2	0	0	1	0	0	-3
3	Tanajah Hayes	G	35:17	1-6	0-0	5-6	1	1	2	2	5	7	4	2	5	0	0	-2
15	Kyla Nelson	G	40:17	6-13	3-6	2-2	2	4	6	2	4	17	4	6	1	0	1	1
12	Emerald Ekpiteta		34:58	2-5	0-0	4-4	3	2	5	2	3	8	1	2	0	0	0	7
32	Ariel Colon		14:31	1-5	0-1	0-0	2	4	6	0	1	2	0	2	1	0	1	3
2	Olivia Trice		11:01	0-2	0-2	0-0	0	0	0	0	1	0	0	1	0	0	0	5
	Team						1	4	5			0		4				
	Totals			18-51	4-14	16-18	14	24	38	14	20	56	10	21	8	1	4	2

Technical Fouls: NONE

Shooting By Period			
1st	FG%	5-16	31.3%
	3PT%	1-6	16.7%
	FT%	7-7	100%
2nd	FG%	2-9	22.2%
	3PT%	0-3	0.0%
	FT%	6-7	85.7%
3rd	FG%	3-10	30.0%
	3PT%	1-1	100.0%
	FT%	0-0	0%
4th	FG%	6-11	54.5%
	3PT%	2-4	50.0%
	FT%	0-0	0%
OT	FG%	2-5	40.0%
	3PT%	0-0	0.0%
	FT%	3-4	75%
GM	FG%	18-51	35.3%
	3PT%	4-14	28.6%
	FT%	16-18	88.9%

Dead Ball Rebounds: 1, 0

	MTSU	FIU
Biggest lead	2 (1st 8:43)	14 (2nd 8:35)
Best Scoring Run	7 (2nd 4:25)	12 (1st 3:05)
Lead Changes	5	
Times Tied	6	
Time with Lead	04:27	34:44

Points from	MTSU	FIU
Turnovers	16	9
Paint	28	22
Second Chance	14	12
Fast Breaks	2	9
Bench	7	10

Period by Period Scoring	1st	2nd	3rd	4th	OT1	TOT
MTSU	7	16	9	16	6	54
FIU	18	10	7	14	7	56

Game 17

Official Basketball Box Score - Final
Middle Tenn. at Southern Miss.
[illegible] Reed Green Coliseum, Hattiesburg
2021-22 Women's Basketball

Game Time: [illegible] PM
Game Duration: [illegible]
Attendance: 1,811

Officials: Carla Fountain, Dawn Marsh, David Jenkins

Middle Tenn. - 81 Record: 13-4 ([illegible])

NO.	Name		Min	FG M-A	3P M-A	FT M-A	Reb OR	Reb DR	Reb TOT	PF	FD	TP	AS	TO	ST	BS	BA	+/-
33	Courtney Whitson	F	40:00	9-20	3-10	5-5	3	8	11	3	6	26	1	0	3	0	0	10
2	Anastasiia Boldyreva	C	17:09	6-8	0-1	2-4	1	2	3	4	4	14	0	0	1	1	0	2
1	Courtney Blakely	G	28:00	2-5	0-0	0-2	0	3	3	2	1	4	3	2	2	0	0	11
15	Dor Saar	G	38:57	3-6	3-5	0-0	0	4	4	2	0	9	4	4	1	0	0	12
23	Alexis Whittington	G	40:00	3-5	1-3	2-2	1	4	5	3	3	9	4	5	1	1	0	10
5	Kseniya Malashka		27:50	5-10	0-2	9-11	2	1	3	4	7	19	1	4	2	1	0	6
24	Amanda Whittington		04:31	0-1	0-1	0-0	1	0	1	0	0	0	0	0	1	0	0	-1
4	Gracie Dodgen		01:34	0-0	0-0	0-0	0	1	1	0	0	0	0	0	0	0	0	-1
22	Jada Grannum		01:59	0-0	0-0	0-0	1	0	1	0	1	0	0	0	0	0	0	1
Team							1	0	1			0		1				
Totals				28-55	7-22	18-24	10	23	33	18	22	81	13	16	11	3	0	10

Technical Fouls: NONE

Shooting By Period			
1st	FG%	6-10	60.0%
	3PT%	1-4	25.0%
	FT%	4-4	100%
2nd	FG%	8-15	53.3%
	3PT%	1-5	20.0%
	FT%	4-7	57.1%
3rd	FG%	6-16	37.5%
	3PT%	1-5	20.0%
	FT%	2-4	50%
4th	FG%	8-14	57.1%
	3PT%	4-8	50.0%
	FT%	8-9	88.9%
GM	FG%	28-55	50.9%
	3PT%	7-22	31.8%
	FT%	18-24	75.0%

Dead Ball Rebounds: 2, 0

Southern Miss. - 71 Record: 11-8 ([illegible])

NO.	Name		Min	FG M-A	3P M-A	FT M-A	Reb OR	Reb DR	Reb TOT	PF	FD	TP	AS	TO	ST	BS	BA	+/-
45	Melyia Grayson	C	11:23	5-8	0-0	2-3	2	4	6	3	3	12	0	5	1	0	0	-11
0	Brikayla Gray	G	23:12	3-6	0-1	0-0	4	3	7	0	0	6	1	2	1	0	0	2
2	Domonique Davis	G	33:00	5-9	2-2	4-4	0	1	1	4	5	16	2	2	2	0	1	-18
21	Daishai Almond	G	35:48	7-9	0-0	2-4	0	1	1	2	3	16	6	4	2	0	0	-7
24	Rose Warren	G	34:45	2-8	0-2	2-2	0	1	1	3	1	6	5	1	0	0	1	-11
42	Kelsey Jones		05:56	2-2	0-0	0-0	0	0	0	3	1	4	1	0	0	0	0	-1
35	Ashja Leake		12:44	0-3	0-0	0-0	0	1	1	2	0	0	0	1	1	0	1	-4
4	Destiny Smith		16:41	3-4	0-0	0-0	1	6	7	1	1	6	0	0	0	0	0	4
22	Lauren Gross		26:14	1-8	1-5	2-2	0	1	1	4	4	5	0	1	1	0	0	-4
5	Emma Wallhoff		00:17	0-0	0-0	0-0	0	0	0	0	0	0	0	0	0	0	0	0
Team							1	2	3			0		2				
Totals				28-57	3-10	12-15	8	20	28	22	18	71	15	18	8	0	3	-10

Technical Fouls: NONE

Shooting By Period			
1st	FG%	9-18	50.0%
	3PT%	1-3	33.3%
	FT%	4-4	100%
2nd	FG%	6-10	60.0%
	3PT%	1-3	33.3%
	FT%	4-4	100%
3rd	FG%	8-15	53.3%
	3PT%	0-1	0.0%
	FT%	2-2	100%
4th	FG%	5-14	35.7%
	3PT%	1-3	33.3%
	FT%	2-5	40%
GM	FG%	28-57	49.1%
	3PT%	3-10	30.0%
	FT%	12-15	80.0%

Dead Ball Rebounds: 1, 0

	MTSU	USM
Biggest lead	11 (4th 3:35)	8 (3rd 6:56)
Best Scoring Run	15(4th 3:35)	6(1st 0:04)
Lead Changes	11	
Times Tied	12	
Time with Lead	07:17	24:30

Points from	MTSU	USM
Turnovers	20	12
Paint	38	44
Second Chance	17	10
Fast Breaks	17	15
Bench	19	15

Period by Period Scoring	1st	2nd	3rd	4th	TOT
MTSU	17	21	15	28	81
USM	23	17	18	13	71

Game 18

Official Basketball Box Score - Final
Marshall at Middle Tenn.
[illegible] Murphy Center, Murfreesboro
2021-22 Women's Basketball

Game Time: [illegible] PM
Game Duration: 1:[illegible]
Attendance: [illegible]

Officials: Brian Hall, Kyle Galloway, Trey Miles

Marshall - 41 Record: 11-8 ([illegible])

NO.	Name		Min	FG M-A	3P M-A	FT M-A	Reb OR	Reb DR	Reb TOT	PF	FD	TP	AS	TO	ST	BS	BA	+/-
24	Kennedi Colclough	F	28:49	1-8	1-3	4-4	1	1	2	2	3	7	0	3	2	0	0	-17
34	Lorelei Roper	F	19:54	1-3	0-0	0-0	1	1	2	3	0	2	0	2	0	1	0	-23
3	CC Mays	G	23:00	2-5	0-1	2-2	3	1	4	2	3	6	1	0	0	0	0	-13
4	Savannah Wheeler	G	33:33	4-9	2-4	5-5	1	4	5	1	5	15	1	4	1	0	0	-27
10	Aaliyah Dunham	G	33:18	3-9	1-5	1-1	0	2	2	3	3	8	2	4	3	0	0	-26
30	Aarionna Redman		16:10	1-5	0-1	1-2	1	3	4	3	2	3	0	1	2	0	1	-12
0	Kia Sivils		20:05	0-3	0-1	0-0	2	4	6	2	0	0	1	3	0	0	1	-32
23	Alexis Johnson		09:36	0-3	0-3	0-0	1	0	1	3	0	0	0	1	0	0	0	-20
5	Samantha Lafon		05:31	0-0	0-0	0-0	0	0	0	0	0	0	0	0	0	0	0	-6
1	Christiana McLean		06:14	0-1	0-0	0-0	0	0	0	1	1	0	0	0	0	0	0	-11
21	Sarah Liberatore		02:40	0-1	0-1	0-0	0	0	0	0	0	0	0	0	0	0	0	-6
11	Ksenija Mitric		01:10	0-0	0-0	0-0	0	0	0	0	0	0	0	0	0	0	0	-2
Team							2	5	7			0		1				
Totals				12-47	4-19	13-14	12	21	33	20	17	41	5	19	8	1	2	-39

Technical Fouls: NONE

Shooting By Period			
1st	FG%	2-8	25.0%
	3PT%	1-5	20.0%
	FT%	6-6	100%
2nd	FG%	6-12	50.0%
	3PT%	2-5	40.0%
	FT%	1-1	100%
3rd	FG%	3-13	23.1%
	3PT%	0-3	0.0%
	FT%	4-5	80%
4th	FG%	1-14	7.1%
	3PT%	1-6	16.7%
	FT%	2-2	100%
GM	FG%	12-47	25.5%
	3PT%	4-19	21.1%
	FT%	13-14	92.9%

Dead Ball Rebounds: 0, 0

Middle Tenn. - 80 Record: 14-4 ([illegible])

NO.	Name		Min	FG M-A	3P M-A	FT M-A	Reb OR	Reb DR	Reb TOT	PF	FD	TP	AS	TO	ST	BS	BA	+/-
33	Courtney Whitson	F	37:14	4-6	2-3	0-0	3	2	5	3	1	10	2	2	1	0	0	32
2	Anastasiia Boldyreva	C	21:22	6-10	1-1	4-6	3	2	5	1	5	17	2	1	0	1	0	26
10	Jalynn Gregory	G	19:35	2-4	2-3	1-2	0	1	1	3	2	7	2	1	2	0	1	11
15	Dor Saar	G	33:51	3-9	3-7	0-0	2	2	4	1	1	9	3	0	0	0	0	29
23	Alexis Whittington	G	33:47	3-8	3-5	0-0	1	5	6	1	2	9	3	0	3	0	0	33
5	Kseniya Malashka		18:38	9-15	1-4	3-3	2	5	7	2	4	22	0	2	2	1	0	13
1	Courtney Blakely		25:12	1-7	0-4	2-2	1	2	3	4	3	4	1	2	1	0	0	32
24	Amanda Whittington		04:49	0-0	0-0	0-0	0	0	0	2	0	0	0	0	0	0	0	5
4	Gracie Dodgen		02:46	0-1	0-1	0-2	0	1	1	0	1	0	0	0	0	0	0	7
22	Jada Grannum		02:46	0-0	0-0	2-2	0	1	1	0	1	2	0	0	0	0	0	7
Team							1	3	4			0		0				
Totals				28-60	12-28	12-17	13	24	37	17	20	80	13	8	9	2	1	39

Technical Fouls: NONE

Shooting By Period			
1st	FG%	8-16	50.0%
	3PT%	2-6	33.3%
	FT%	0-0	0%
2nd	FG%	6-14	42.9%
	3PT%	5-8	62.5%
	FT%	4-4	100%
3rd	FG%	8-18	44.4%
	3PT%	4-10	40.0%
	FT%	1-2	50%
4th	FG%	6-12	50.0%
	3PT%	1-4	25.0%
	FT%	7-11	63.6%
GM	FG%	28-60	46.7%
	3PT%	12-28	42.9%
	FT%	12-17	70.6%

Dead Ball Rebounds: 2, 0

	MAR	MTS
Biggest lead	3 (1st 5:06)	39 (4th 0:54)
Best Scoring Run	5(2nd 4:55)	19(2nd 6:58)
Lead Changes	1	
Times Tied	4	
Time with Lead	04:24	31:47

Points from	MAR	MTS
Turnovers	8	23
Paint	8	30
Second Chance	8	22
Fast Breaks	4	1
Bench	3	28

Period by Period Scoring	1st	2nd	3rd	4th	TOT
MAR	11	15	10	5	41
MTS	18	21	21	20	80

Game 19

Official Basketball Box Score - Final
Western Ky. at Middle Tenn.
[illegible] Murphy Center, Murfreesboro
2021-22 Women's Basketball

Game Time: [illegible] PM
Game Duration: 1:[illegible]
Attendance: [illegible]

Officials: Roy Gulbeyan, Jennifer [illegible], Kelly Johnson

Western Ky. - 64 Record: 14-6 (7-2)

NO.	Name		Min	FG M-A	3P M-A	FT M-A	Reb OR	Reb DR	Reb TOT	PF	FD	TP	AS	TO	ST	BS	BA	+/-
11	Jaylin Foster	F	20:48	4-6	0-1	0-0	1	2	3	4	1	8	0	1	0	0	1	5
3	Alexis Mead	G	33:44	5-10	0-2	7-11	0	4	4	1	7	17	4	8	2	0	1	6
4	Meral Abdelgawad	G	33:30	5-6	0-1	3-4	2	5	7	3	3	13	1	4	4	0	0	-6
5	Mya Meredith	G	25:14	2-8	0-3	1-2	0	5	5	4	3	5	1	3	1	0	1	4
20	Macey Blevins	G	26:13	3-7	2-4	0-0	1	1	2	2	0	8	2	3	1	0	1	-5
1	Hope Sivori		21:17	2-6	2-6	2-4	0	0	0	2	2	8	3	0	2	0	0	6
30	Selma Kulo		08:43	0-0	0-0	0-0	1	0	1	1	0	0	1	1	0	0	0	-17
14	Teresa Faustino		12:46	2-5	1-3	0-0	0	1	1	1	0	5	1	1	0	0	1	-20
24	Jenna Walker		05:41	0-1	0-0	0-0	0	0	0	1	0	0	0	0	0	0	1	-11
42	Gabby McBride		10:28	0-0	0-0	0-0	0	3	3	4	0	0	0	0	1	0	0	0
21	Tori Hunter		01:36	0-0	0-0	0-0	0	0	0	0	0	0	0	0	0	0	0	3
Team							2	4	6			0		0				
Totals				23-49	5-20	13-21	7	25	32	23	16	64	13	21	11	0	6	-7

Technical Fouls: NONE

Shooting By Period			
1st	FG%	3-13	23.1%
	3PT%	1-8	12.5%
	FT%	5-6	83.3%
2nd	FG%	4-12	33.3%
	3PT%	3-8	37.5%
	FT%	2-4	50%
3rd	FG%	8-13	61.5%
	3PT%	1-3	33.3%
	FT%	5-9	55.6%
4th	FG%	8-11	72.7%
	3PT%	0-1	0.0%
	FT%	1-2	50%
GM	FG%	23-49	46.9%
	3PT%	5-20	25.0%
	FT%	13-21	61.9%

Dead Ball Rebounds: 5, 0

Middle Tenn. - 71 Record: 16-4 (7-2)

NO.	Name		Min	FG M-A	3P M-A	FT M-A	Reb OR	Reb DR	Reb TOT	PF	FD	TP	AS	TO	ST	BS	BA	+/-
33	Courtney Whitson	F	40:00	3-7	0-4	3-3	3	4	7	3	2	9	2	4	3	1	0	7
2	Anastasiia Boldyreva	C	24:02	2-9	0-1	2-4	3	1	4	0	2	6	1	2	0	2	0	3
10	Jalynn Gregory	G	31:19	3-9	3-9	0-2	1	0	1	4	3	9	2	2	1	0	0	2
15	Dor Saar	G	36:29	3-11	3-11	1-2	0	4	4	4	3	10	2	2	2	1	0	11
23	Alexis Whittington	G	40:00	4-13	2-9	1-2	4	8	12	1	4	11	3	1	4	0	0	7
5	Kseniya Malashka		17:07	5-7	3-3	8-8	1	2	3	4	7	21	1	3	2	1	0	1
1	Courtney Blakely		10:25	1-4	0-2	3-4	1	0	1	0	2	5	2	2	0	1	0	4
4	Gracie Dodgen		00:35	0-0	0-0	0-0	0	0	0	0	0	0	0	0	0	0	0	-2
24	Amanda Whittington		00:03	0-0	0-0	0-0	0	0	0	0	0	0	0	0	0	0	0	2
Team							2	2	4			0		0				
Totals				21-60	11-39	18-25	15	21	36	16	23	71	13	16	12	6	0	7

Technical Fouls: NONE

Shooting By Period			
1st	FG%	6-17	35.3%
	3PT%	3-11	27.3%
	FT%	2-3	66.7%
2nd	FG%	5-16	31.3%
	3PT%	3-11	27.3%
	FT%	6-10	60%
3rd	FG%	4-10	40.0%
	3PT%	1-6	16.7%
	FT%	7-7	100%
4th	FG%	6-17	35.3%
	3PT%	4-11	36.4%
	FT%	3-5	60%
GM	FG%	21-60	35.0%
	3PT%	11-39	28.2%
	FT%	18-25	72.0%

Dead Ball Rebounds: 5, 0

	WKU	MTS
Biggest lead	3 (1st 7:25)	16 (2nd 3:02)
Best Scoring Run	9 (3rd 5:40)	10 (2nd 0:25)
Lead Changes	5	
Times Tied	5	
Time with Lead	03:47	31:14

Points from	WKU	MTS
Turnovers	17	20
Paint	36	20
Second Chance	9	20
Fast Breaks	14	10
Bench	13	26

Period by Period Scoring	1st	2nd	3rd	4th	TOT
WKU	12	13	22	17	64
MTS	17	19	16	19	71

Game 20

Official Basketball BoxScore - End of 4th Period
UAB at Middle Tenn.
[illegible] Murphy Center, Murfreesboro
2021-22 Women's Basketball

Game Time: [illegible] PM
Game Duration: 1:[illegible]
Attendance: [illegible]

Officials: Michael McConnell, Dawn Marsh, Brian Garland

UAB - 55

NO.	Name		Min	FG M-A	3P M-A	FT M-A	Reb OR	Reb DR	Reb TOT	PF	FD	TP	AS	TO	ST	BS	BA	+/-
3	Maria Roters	F	23:43	1-4	0-1	3-4	2	3	5	0	2	5	0	5	2	0	1	-19
55	Zakyia Weathersby	C	23:52	6-13	0-1	2-3	1	9	10	1	4	14	0	2	1	2	1	-21
1	Margaret Whitley	G	30:59	0-5	0-4	7-7	1	2	3	3	4	7	2	4	0	0	1	-15
11	Emily Klaczek	G	33:15	2-5	0-2	1-1	0	2	2	3	2	5	5	1	0	0	0	-20
32	Kylee Schneringer	G	23:47	1-7	0-1	0-0	0	2	2	1	0	2	0	3	0	0	1	-11
20	Destinee McGhee		12:06	4-4	2-2	1-1	1	1	2	2	1	11	0	1	0	0	0	2
10	Sara Rosenfeldt		12:55	3-8	0-0	0-0	4	2	6	2	1	6	0	0	0	0	0	-2
4	Caitlynn Daniels		13:01	0-2	0-0	0-0	0	3	3	0	0	0	2	1	0	0	0	-1
13	Claudia Armato		04:28	0-0	0-0	0-0	0	0	0	0	0	0	0	2	0	0	0	1
21	Maddie Walsh		13:16	1-3	0-1	1-1	0	2	2	0	1	3	0	1	0	0	0	-10
24	Audrey Jordan		04:36	0-0	0-0	0-0	0	0	0	1	0	0	0	0	0	0	0	-3
12	Anna Denes		04:02	0-0	0-0	2-2	0	1	1	1	1	2	0	1	0	0	0	-1
Team							2	2	4			0		0				
Totals				18-51	2-12	17-19	11	29	40	14	16	55	9	21	3	2	4	-20

Technical Fouls: NONE

Shooting By Period			
1st	FG%	4-13	30.8%
	3PT%	0-2	0.0%
	FT%	7-7	100%
2nd	FG%	3-12	25.0%
	3PT%	0-5	0.0%
	FT%	2-4	50%
3rd	FG%	6-11	54.5%
	3PT%	0-0	0.0%
	FT%	4-4	100%
4th	FG%	5-15	33.3%
	3PT%	2-5	40.0%
	FT%	4-4	100%
GM	FG%	18-51	35.3%
	3PT%	2-12	16.7%
	FT%	17-19	89.5%

Dead Ball Rebounds: 2, 0

Middle Tenn. - 75

NO.	Name		Min	FG M-A	3P M-A	FT M-A	Reb OR	Reb DR	Reb TOT	PF	FD	TP	AS	TO	ST	BS	BA	+/-
33	Courtney Whitson	F	37:43	6-9	4-6	0-0	1	2	3	3	0	16	2	2	3	0	0	24
2	Anastasiia Boldyreva	C	20:28	6-12	0-1	3-5	0	3	3	2	2	15	1	1	1	3	1	18
10	Jalynn Gregory	G	29:00	1-5	0-1	4-4	2	1	3	0	4	6	1	0	1	0	0	20
15	Dor Saar	G	36:55	7-15	3-8	0-0	0	3	3	2	2	17	6	2	1	0	0	21
23	Alexis Whittington	G	37:43	2-4	1-1	2-2	1	6	7	2	2	7	2	0	1	0	0	24
5	Kseniya Malashka		19:32	3-7	1-2	3-4	1	3	4	3	2	10	0	2	2	1	0	2
1	Courtney Blakely		11:23	0-5	0-1	4-4	0	1	1	2	2	4	1	0	0	0	1	0
24	Amanda Whittington		02:42	0-1	0-1	0-0	0	0	0	0	0	0	0	0	0	0	0	-1
4	Gracie Dodgen		02:17	0-0	0-0	0-0	0	0	0	0	0	0	0	0	0	0	0	-4
22	Jada Grannum		02:17	0-0	0-0	0-0	0	0	0	2	0	0	0	0	0	0	0	-4
Team							0	2	2			0		0				
Totals				25-58	9-21	16-19	5	21	26	16	14	75	13	7	9	4	2	20

Technical Fouls: NONE

Shooting By Period			
1st	FG%	6-14	42.9%
	3PT%	2-7	28.6%
	FT%	4-4	100%
2nd	FG%	5-18	27.8%
	3PT%	3-6	50.0%
	FT%	1-3	33.3%
3rd	FG%	8-14	57.1%
	3PT%	2-5	40.0%
	FT%	2-2	100%
4th	FG%	6-12	50.0%
	3PT%	2-3	66.7%
	FT%	9-10	90%
GM	FG%	25-58	43.1%
	3PT%	9-21	42.9%
	FT%	16-19	84.2%

Dead Ball Rebounds: 2, 1

	UAB	MTS
Biggest lead	0 (1st 10:00)	26 (4th 2:17)
Best Scoring Run	10 (2nd 8:46)	16 (4th 7:24)
Lead Changes	0	
Times Tied	1	
Time with Lead	00:00	36:26

Points from	UAB	MTS
Turnovers	6	24
Paint	26	20
Second Chance	6	5
Fast Breaks	4	8
Bench	22	14

Period by Period Scoring	1st	2nd	3rd	4th	TOT
UAB	15	6	18	16	55
MTS	18	14	20	23	75

Game 21

Official Basketball Box Score - Final
Middle Tenn. at Old Dominion
02/1[illegible]/22 Chartway Arena, Norfolk, Va.
2021-22 Women's Basketball

Game Time: [illegible] PM
Game Duration: [illegible]
Attendance: 1,574

Officials: Meadow Overstreet, Kyle Galloway, Norris Williams

Middle Tenn. - 56 Record: 15-5 (8-3)

NO.	Name		Min	FG M-A	3P M-A	FT M-A	OR	DR	TOT	PF	FD	TP	AS	TO	ST	BS	BA	+/-
33	Courtney Whitson	F	40:00	5-13	2-7	1-2	5	4	9	4	1	13	3	2	1	0	0	-2
2	Anastasiia Boldyreva	C	23:20	4-10	0-0	0-0	2	3	5	3	2	8	1	1	0	1	1	-7
10	Jalynn Gregory	G	27:39	0-6	0-2	0-0	0	1	1	3	1	0	2	1	2	0	1	1
15	Dor Saar	G	36:29	4-12	3-7	4-4	0	4	4	2	1	15	4	2	2	0	0	4
23	Alexis Whittington	G	40:00	2-4	1-2	0-0	0	2	2	3	2	5	2	2	1	0	0	-2
5	Kseniya Malashka		14:22	2-7	1-2	6-10	3	4	7	5	7	11	0	5	2	1	1	6
1	Courtney Blakely		17:27	2-4	0-0	0-0	0	2	2	4	1	4	1	4	2	0	1	-8
22	Jada Grannum		00:43	0-0	0-0	0-0	0	0	0	0	0	0	0	0	0	0	0	-2
Team							6	4	10			0		2				
Totals				19-56	7-20	11-16	16	24	40	24	15	56	13	19	10	2	4	-2

Technical Fouls: NONE

Shooting By Period			
1st	FG%	3-11	27.3%
	3PT%	0-3	0.0%
	FT%	5-6	83.3%
2nd	FG%	4-13	30.8%
	3PT%	1-5	20.0%
	FT%	0-0	0%
3rd	FG%	6-20	30.0%
	3PT%	3-7	42.9%
	FT%	4-4	100%
4th	FG%	6-12	50.0%
	3PT%	3-5	60.0%
	FT%	2-6	33.3%
GM	FG%	19-56	33.9%
	3PT%	7-20	35.0%
	FT%	11-16	68.8%

Dead Ball Rebounds: 3, 0

Old Dominion - 58 Record: 19-5 (8-5)

NO.	Name		Min	FG M-A	3P M-A	FT M-A	OR	DR	TOT	PF	FD	TP	AS	TO	ST	BS	BA	+/-
12	Brianna Jackson	F	20:33	3-7	0-0	3-4	0	2	2	4	3	9	0	2	0	1	2	-7
23	Amari Young	F	28:12	3-3	0-0	1-4	0	6	6	4	4	7	2	2	0	1	0	4
1	Mariah Adams	G	32:33	2-6	0-2	0-0	0	0	0	4	1	4	4	2	1	1	0	0
2	Iggy Allen	G	32:48	2-12	0-2	9-12	5	4	9	1	8	13	2	1	1	1	0	-4
14	Ajah Wayne	G	32:32	4-7	1-2	2-2	0	6	6	0	5	11	3	6	4	0	0	0
11	Kaye Clark		20:22	1-4	0-1	0-0	0	1	1	1	1	2	1	2	1	0	0	7
5	Ashanti Barnes-Williams		07:49	1-4	0-1	0-0	1	1	2	1	0	2	1	0	0	0	0	5
4	Aziah Hudson		19:37	2-2	1-1	2-3	0	0	0	0	2	7	1	0	1	0	0	2
25	Kaylen Nelson		05:34	1-1	1-1	0-0	1	1	2	0	0	3	0	1	0	0	0	3
Team							0	2	2			0		0				
Totals				19-46	3-10	17-25	7	23	30	16	24	58	14	16	8	4	2	2

Technical Fouls: Bench 3rd 5:23

Shooting By Period			
1st	FG%	4-14	28.6%
	3PT%	1-4	25.0%
	FT%	2-2	100%
2nd	FG%	6-14	42.9%
	3PT%	1-5	20.0%
	FT%	6-6	100%
3rd	FG%	6-8	75.0%
	3PT%	1-1	100.0%
	FT%	6-9	66.7%
4th	FG%	3-10	30.0%
	3PT%	0-0	0.0%
	FT%	3-8	37.5%
GM	FG%	19-46	41.3%
	3PT%	3-10	30.0%
	FT%	17-25	68.0%

Dead Ball Rebounds: 4, 0

	MTN	ODU
Biggest lead	7 (1st 2:17)	13 (3rd 0:39)
Best Scoring Run	7(3rd 5:23)	14(2nd 1:19)
Lead Changes	1	
Times Tied	3	
Time with Lead	12:31	25:25

Points from	MTN	ODU
Turnovers	14	16
Paint	22	20
Second Chance	13	2
Fast Breaks	4	3
Bench	15	14

Period by Period Scoring	1st	2nd	3rd	4th	TOT
MTN	11	8	18	17	56
ODU	11	19	18	9	58

Game 22

Official Basketball Box Score - Final
Middle Tenn. at Charlotte
02/1?/22 Halton Arena, Charlotte, N.C.
2021-22 Women's Basketball

Game Time: 1:00 PM
Game Duration: 1:51
Attendance: [illegible]

Officials: Scott Yarbrough, Dawn Marsh, Josh Howell

Middle Tenn. - 46 Record: 17-5 (9-3)

NO.	Name		Min	FG M-A	3P M-A	FT M-A	OR	DR	TOT	PF	FD	TP	AS	TO	ST	BS	BA	+/-
33	Courtney Whitson	F	27:49	3-7	0-2	1-1	4	6	10	4	1	7	1	3	2	0	0	-6
2	Anastasiia Boldyreva	C	27:04	10-15	2-2	0-0	0	6	6	1	0	22	1	2	0	3	1	6
10	Jalynn Gregory	G	31:29	1-2	0-1	0-0	0	2	2	3	0	2	1	1	0	0	0	6
15	Dor Saar	G	40:00	1-7	1-3	0-0	0	5	5	1	1	3	4	3	0	0	0	3
23	Alexis Whittington	G	38:43	0-2	0-1	1-2	0	3	3	3	1	1	3	1	3	0	0	-1
5	Kseniya Malashka		25:07	3-13	0-4	5-8	1	2	3	3	7	11	1	0	2	3	1	2
1	Courtney Blakely		09:48	0-2	0-1	0-0	0	1	1	2	0	0	1	1	0	0	0	-5
Team							0	4	4			0		1				
Totals				18-48	3-14	7-11	5	29	34	17	10	46	12	12	7	6	2	1

Technical Fouls: NONE

Shooting By Period			
1st	FG%	5-14	35.7%
	3PT%	2-6	33.3%
	FT%	1-1	100%
2nd	FG%	3-10	30.0%
	3PT%	0-4	0.0%
	FT%	6-10	60%
3rd	FG%	6-14	42.9%
	3PT%	1-2	50.0%
	FT%	0-0	0%
4th	FG%	4-10	40.0%
	3PT%	0-2	0.0%
	FT%	0-0	0%
GM	FG%	18-48	37.5%
	3PT%	3-14	21.4%
	FT%	7-11	63.6%

Dead Ball Rebounds: 4, 0

Charlotte - 45 Record: 13-8 (9-3)

NO.	Name		Min	FG M-A	3P M-A	FT M-A	OR	DR	TOT	PF	FD	TP	AS	TO	ST	BS	BA	+/-
24	Molina Williams	F	26:05	1-7	0-2	0-0	1	4	5	4	2	2	1	1	1	0	1	2
40	KeKe McKinney	F	35:23	5-14	2-6	0-0	2	9	11	0	2	12	0	3	0	1	2	-2
12	Mikayla Boykin	G	37:24	3-10	2-6	2-3	1	4	5	1	2	10	4	4	2	1	1	2
13	Octavia Jett-Wilson	G	37:11	2-9	0-3	4-7	2	5	7	0	8	8	3	4	2	0	1	-11
15	Jada McMillian	G	39:53	3-8	0-0	2-2	0	0	0	1	2	8	3	0	0	0	1	-1
20	Jacee Busick		16:06	1-2	1-2	2-2	0	0	0	3	1	5	0	1	1	0	0	0
23	Kameron Roach		05:14	0-0	0-0	0-0	0	0	0	1	0	0	0	0	0	0	0	5
10	Dazia Lawrence		02:44	0-1	0-0	0-0	0	0	0	0	0	0	0	0	0	0	0	0
Team							3	3	6			0		0				
Totals				15-51	5-19	10-14	9	25	34	10	17	45	11	13	6	2	6	-1

Technical Fouls: NONE

Shooting By Period			
1st	FG%	6-14	42.9%
	3PT%	4-8	50.0%
	FT%	1-2	50%
2nd	FG%	1-10	10.0%
	3PT%	0-5	0.0%
	FT%	4-5	80%
3rd	FG%	3-13	23.1%
	3PT%	0-5	0.0%
	FT%	0-2	0%
4th	FG%	5-14	35.7%
	3PT%	1-1	100.0%
	FT%	5-5	100%
GM	FG%	15-51	29.4%
	3PT%	5-19	26.3%
	FT%	10-14	71.4%

Dead Ball Rebounds: 2, 0

	MT	CLT
Biggest lead	11 (4th 9:50)	4 (1st 0:15)
Best Scoring Run	8(4th 9:50)	8(1st 0:15)
Lead Changes	7	
Times Tied	4	
Time with Lead	29:15	05:14

Points from	MT	CLT
Turnovers	14	14
Paint	28	12
Second Chance	9	0
Fast Breaks	5	7
Bench	11	5

Period by Period Scoring	1st	2nd	3rd	4th	TOT
MT	13	12	13	8	46
CLT	17	6	6	16	45

Official Basketball Box Score - Final
FIU at Middle Tenn.
02/17/22 Murphy Center, Murfreesboro
2021-22 Women's Basketball

Game Time: [illegible] PM
Game Duration: 1:51
Attendance: 2,[illegible]

Officials: Bill Lawson, Kelly Johnson, Carla Roberts-Jeter

FIU - 49 Record: 12-11 (4-5)

NO.	Name		Min	FG M-A	3P M-A	FT M-A	OR	DR	TOT	PF	FD	TP	AS	TO	ST	BS	BA	+/-
12	Emerald Ekpiteta	F	35:51	4-9	0-0	4-4	3	6	9	1	6	12	1	0	3	0	2	-7
44	Maria Torres	F	10:42	0-1	0-0	0-0	0	0	0	4	1	0	0	0	1	0	1	-17
1	Raquel Ferrer-Bernad	G	27:17	0-3	0-2	0-2	0	0	0	2	4	0	0	1	0	0	0	-9
15	Kyla Nelson	G	38:25	1-6	0-3	3-4	1	4	5	3	2	5	2	3	0	0	1	-14
32	Ariel Colon	G	33:20	9-20	3-6	1-1	0	1	1	2	4	22	0	4	3	0	2	-12
0	Zaida Gonzalez		11:11	0-0	0-0	0-0	0	0	0	0	0	0	0	1	0	0	0	-3
5	Grace Hunter		21:19	2-9	1-2	0-0	0	1	1	2	0	5	2	3	0	0	1	0
21	Hope Butera		04:11	0-0	0-0	0-0	1	0	1	0	0	0	0	0	0	0	0	-4
2	Olivia Trice		17:44	2-4	0-2	1-1	1	1	2	2	2	5	1	0	0	1	0	-4
Team							2	2	4			0		2				
Totals				18-52	4-15	9-12	8	15	23	16	19	49	6	14	7	1	7	-14

Technical Fouls: NONE

Shooting By Period			
1st	FG%	5-13	38.5%
	3PT%	3-6	50.0%
	FT%	3-3	100%
2nd	FG%	3-11	27.3%
	3PT%	0-3	0.0%
	FT%	0-2	0%
3rd	FG%	6-13	46.2%
	3PT%	0-1	0.0%
	FT%	2-2	100%
4th	FG%	4-15	26.7%
	3PT%	1-5	20.0%
	FT%	4-5	80%
GM	FG%	18-52	34.6%
	3PT%	4-15	26.7%
	FT%	9-12	75.0%

Dead Ball Rebounds: 3, 0

Middle Tenn. - 63 Record: 18-5 (10-3)

NO.	Name		Min	FG M-A	3P M-A	FT M-A	OR	DR	TOT	PF	FD	TP	AS	TO	ST	BS	BA	+/-
33	Courtney Whitson	F	40:00	2-8	1-5	0-0	2	6	8	4	1	5	5	1	1	0	0	14
2	Anastasiia Boldyreva	C	25:47	10-13	0-0	1-3	3	4	7	3	3	21	2	2	0	5	0	17
10	Jalynn Gregory	G	39:50	7-15	5-12	4-4	4	2	6	1	6	23	0	1	2	0	0	14
15	Dor Saar	G	38:35	1-9	0-4	2-2	0	3	3	3	2	4	2	3	3	0	1	15
23	Alexis Whittington	G	30:44	0-2	0-2	0-0	2	1	3	5	0	0	2	2	0	0	0	15
5	Kseniya Malashka		13:19	4-5	1-2	0-0	0	4	4	3	0	9	0	3	0	2	0	-3
1	Courtney Blakely		10:27	0-1	0-0	1-6	3	1	4	0	4	1	1	2	0	0	0	-1
22	Jada Grannum		00:54	0-0	0-0	0-0	0	0	0	0	0	0	0	0	0	0	0	0
24	Amanda Whittington		00:24	0-0	0-0	0-0	0	0	0	0	0	0	0	0	0	0	0	-1
Team							1	5	6			0		4				
Totals				24-53	7-25	8-15	15	26	41	19	16	63	12	18	6	7	1	14

Technical Fouls: NONE

Shooting By Period			
1st	FG%	8-14	57.1%
	3PT%	4-8	50.0%
	FT%	0-0	0%
2nd	FG%	6-15	40.0%
	3PT%	2-8	25.0%
	FT%	2-2	100%
3rd	FG%	4-9	44.4%
	3PT%	1-3	33.3%
	FT%	3-6	50%
4th	FG%	6-15	40.0%
	3PT%	0-6	0.0%
	FT%	3-7	42.9%
GM	FG%	24-53	45.3%
	3PT%	7-25	28.0%
	FT%	8-15	53.3%

Dead Ball Rebounds: 5, 0

	FIU	MTS
Biggest lead	0 (1st 10:00)	18 (3rd 3:28)
Best Scoring Run	10 (4th 6:30)	10 (1st 2:11)
Lead Changes	0	
Times Tied	3	
Time with Lead	00:00	37:42

Points from	FIU	MTS
Turnovers	9	9
Paint	24	30
Second Chance	7	15
Fast Breaks	4	7
Bench	10	10

Period by Period Scoring	1st	2nd	3rd	4th	TOT
FIU	16	6	14	13	49
MTS	20	16	12	15	63

Official Basketball Box Score - Final
Fla. Atlantic at Middle Tenn.
02/19/22 Murphy Center, Murfreesboro
2021-22 Women's Basketball

Game Time: 2:00 PM
Game Duration: 1:30
Attendance: 3,[illegible]

Officials: Michael McConnell, Frank Steratore, Tony Mize

Fla. Atlantic - 49 Record: 8-20 (1-15)

NO.	Name		Min	FG M-A	3P M-A	FT M-A	OR	DR	TOT	PF	FD	TP	AS	TO	ST	BS	BA	+/-
15	Sofia Galeron	F	30:28	1-6	0-2	0-0	0	7	7	3	0	2	1	3	1	0	0	-16
32	Amber Gaston	F	22:56	2-6	0-0	1-2	0	3	3	3	1	5	0	2	0	0	1	-9
1	Rita Pleskevich	G	32:56	5-11	1-3	2-2	0	2	2	2	2	13	1	3	2	0	1	-22
23	Kynadi Kuykendoll	G	21:44	1-3	0-1	1-2	0	1	1	2	2	3	2	0	1	0	0	-12
34	Alexa Zaph	G	33:32	6-11	0-2	4-4	0	5	5	2	4	16	2	4	1	0	1	-21
3	Simona Henshaw		21:28	1-2	1-1	0-0	0	0	0	2	1	3	1	1	0	0	1	-11
5	Nikola Ozola		21:25	0-1	0-0	0-0	0	1	1	0	0	0	1	0	0	0	0	-16
4	Bre Beck		15:31	3-3	1-1	0-0	0	2	2	0	0	7	0	1	0	0	0	-8
Team							2	2	4			0		0				
Totals				19-43	3-10	8-10	2	23	25	14	10	49	8	14	5	0	4	-23

Technical Fouls: NONE

Shooting By Period			
1st	FG%	6-12	50.0%
	3PT%	1-3	33.3%
	FT%	1-2	50%
2nd	FG%	3-13	23.1%
	3PT%	0-1	0.0%
	FT%	0-0	0%
3rd	FG%	7-11	63.6%
	3PT%	1-3	33.3%
	FT%	2-2	100%
4th	FG%	3-7	42.9%
	3PT%	1-3	33.3%
	FT%	5-6	83.3%
GM	FG%	19-43	44.2%
	3PT%	3-10	30.0%
	FT%	8-10	80.0%

Dead Ball Rebounds: 1, 0

Middle Tenn. - 72 Record: 19-5 (11-3)

NO.	Name		Min	FG M-A	3P M-A	FT M-A	OR	DR	TOT	PF	FD	TP	AS	TO	ST	BS	BA	+/-
33	Courtney Whitson	F	38:47	5-10	3-7	0-0	4	4	8	1	3	13	8	0	3	0	0	23
2	Anastasiia Boldyreva	C	10:39	1-6	0-0	2-2	2	4	6	0	2	4	0	2	0	2	0	7
10	Jalynn Gregory	G	27:50	2-6	2-4	1-2	2	0	2	2	2	7	2	0	1	0	0	18
15	Dor Saar	G	35:38	3-11	2-8	0-0	1	1	2	0	0	8	3	1	1	0	0	21
23	Alexis Whittington	G	38:29	6-10	5-8	0-0	1	6	7	1	2	17	0	1	3	1	0	21
5	Kseniya Malashka		23:32	7-15	0-3	2-2	0	6	6	3	4	16	1	1	1	0	0	14
1	Courtney Blakely		15:01	1-4	0-1	0-0	2	0	2	2	1	2	2	1	0	0	0	5
22	Jada Grannum		05:49	1-1	0-0	0-0	2	1	3	1	0	2	0	1	1	1	0	2
4	Gracie Dodgen		01:31	1-1	1-1	0-0	0	0	0	0	0	3	0	0	0	0	0	2
24	Amanda Whittington		01:31	0-0	0-0	0-0	0	0	0	0	0	0	0	0	0	0	0	2
11	Anabel Latorre		01:13	0-0	0-0	0-0	0	0	0	0	0	0	0	0	0	0	0	0
Team							0	1	1			0		1				
Totals				27-64	13-32	5-6	14	23	37	10	14	72	16	8	10	4	0	23

Technical Fouls: NONE

Shooting By Period			
1st	FG%	9-15	60.0%
	3PT%	7-9	77.8%
	FT%	3-4	75%
2nd	FG%	7-14	50.0%
	3PT%	4-8	50.0%
	FT%	2-2	100%
3rd	FG%	4-17	23.5%
	3PT%	0-6	0.0%
	FT%	0-0	0%
4th	FG%	7-18	38.9%
	3PT%	2-9	22.2%
	FT%	0-0	0%
GM	FG%	27-64	42.2%
	3PT%	13-32	40.6%
	FT%	5-6	83.3%

Dead Ball Rebounds: 1, 0

	FAU	MTS
Biggest lead	2 (1st 9:03)	26 (2nd 0:31)
Best Scoring Run	7 (4th 5:35)	12 (2nd 6:31)
Lead Changes	1	
Times Tied	0	
Time with Lead	00:17	36:46

Points from	FAU	MTS
Turnovers	9	12
Paint	26	26
Second Chance	0	17
Fast Breaks	12	14
Bench	10	23

Period by Period Scoring	1st	2nd	3rd	4th	TOT
FAU	14	6	17	12	49
MTS	26	20	8	16	72

Game 25

Official Basketball Box Score - Final
Middle Tenn. at Marshall
Cam Henderson Center, Huntington
2021-22 Women's Basketball

Game Time: [illegible]
Game Duration: [illegible]
Attendance: [illegible]

Officials: [illegible]

Middle Tenn. - 65 Record: 20-5 (12-3)

NO.	Name		Min	FG M-A	3P M-A	FT M-A	Reb OR	Reb DR	Reb TOT	Fouls PF	Fouls FD	TP	AS	TO	ST	Blocks BS	Blocks BA	+/-
33	Courtney Whitson	F	40:00	6-13	5-10	2-4	3	6	9	0	3	19	1	3	2	0	0	8
2	Anastasiia Boldyreva	C	26:43	1-5	0-1	6-8	1	6	7	4	4	8	1	4	0	2	1	16
10	Jalynn Gregory	G	22:53	3-5	3-5	0-0	0	1	1	3	0	9	0	0	0	0	0	-5
15	Dor Saar	G	40:00	0-7	0-6	2-2	0	3	3	0	2	2	2	1	0	0	0	8
23	Alexis Whittington	G	35:22	5-8	3-4	0-0	0	4	4	2	2	13	4	2	2	1	1	11
5	Kseniya Malashka		13:17	1-1	0-0	1-2	0	1	1	4	1	3	2	2	0	0	0	-8
1	Courtney Blakely		21:45	3-6	0-2	5-5	1	4	5	2	4	11	3	3	3	0	0	10
	Team						0	2	2			0		0				
	Totals			19-45	11-28	16-21	5	27	32	15	16	65	13	15	7	3	2	8

Technical Fouls: NONE

Shooting By Period			
1st	FG%	8-14	57.1%
	3PT%	5-9	55.6%
	FT%	4-4	100%
2nd	FG%	3-11	27.3%
	3PT%	2-6	33.3%
	FT%	1-2	50%
3rd	FG%	4-11	36.4%
	3PT%	3-8	37.5%
	FT%	5-7	71.4%
4th	FG%	4-9	44.4%
	3PT%	1-5	20.0%
	FT%	6-8	75%
GM	FG%	19-45	42.2%
	3PT%	11-28	39.3%
	FT%	16-21	76.2%

Dead Ball Rebounds: 4, 0

Marshall - 57 Record: 13-12 (8-8)

NO.	Name		Min	FG M-A	3P M-A	FT M-A	Reb OR	Reb DR	Reb TOT	Fouls PF	Fouls FD	TP	AS	TO	ST	Blocks BS	Blocks BA	+/-
24	Kennedi Colclough	F	29:00	3-5	0-1	0-0	1	1	2	5	1	6	2	2	0	1	0	1
34	Lorelei Roper	F	18:46	2-3	0-0	0-0	0	0	0	3	0	4	0	4	0	1	0	-18
4	Savannah Wheeler	G	38:40	5-8	2-3	10-10	0	7	7	3	9	22	1	3	1	0	1	-5
10	Aaliyah Dunham	G	38:55	3-9	1-6	0-0	0	2	2	2	2	7	5	3	2	0	0	-8
33	Brianah Ferby	G	28:59	4-9	1-4	0-2	1	4	5	2	3	9	1	1	0	0	0	-8
23	Alexis Johnson		26:30	3-13	3-11	0-0	0	4	4	0	0	9	2	1	0	0	1	1
3	CC Mays		11:11	0-1	0-0	0-0	1	3	4	1	0	0	2	2	0	0	1	-8
0	Kia Sivils		05:22	0-1	0-0	0-0	1	0	1	0	0	0	0	0	0	0	0	9
30	Aarionna Redman		02:37	0-1	0-1	0-0	0	1	1	0	0	0	0	0	0	0	0	-4
	Team						1	0	1			0		0				
	Totals			20-50	7-26	10-12	5	22	27	16	15	57	13	16	3	2	3	-8

Technical Fouls: NONE

Shooting By Period			
1st	FG%	5-12	41.7%
	3PT%	2-7	28.6%
	FT%	2-2	100%
2nd	FG%	4-11	36.4%
	3PT%	1-7	14.3%
	FT%	4-5	80%
3rd	FG%	7-13	53.8%
	3PT%	2-6	33.3%
	FT%	2-3	66.7%
4th	FG%	4-14	28.6%
	3PT%	2-6	33.3%
	FT%	2-2	100%
GM	FG%	20-50	40.0%
	3PT%	7-26	26.9%
	FT%	10-12	83.3%

Dead Ball Rebounds: 0, 0

	MT	MAR
Biggest lead	13 (2nd 9:28)	3 (3rd 4:30)
Best Scoring Run	9(1st 5:08)	11(3rd 5:07)
Lead Changes	2	
Times Tied	1	
Time with Lead	37:27	01:58

Points from	MT	MAR
Turnovers	17	18
Paint	18	18
Second Chance	5	2
Fast Breaks	8	2
Bench	14	9

Period by Period Scoring	1st	2nd	3rd	4th	TOT
MT	25	9	16	15	65
MAR	14	13	18	12	57

Game 26

Official Basketball Box Score - Final
Middle Tenn. at WKU
E.A. Diddle Arena, Bowling Green, Ky.
2021-22 Women's Basketball

Game Time: [illegible]
Game Duration: [illegible]
Attendance: [illegible]

Officials: Doug Wright, Carla Fountain, Bill Lawrence

Middle Tenn. - 93 Record: 20-6 (12-4)

NO.	Name		Min	FG M-A	3P M-A	FT M-A	Reb OR	Reb DR	Reb TOT	Fouls PF	Fouls FD	TP	AS	TO	ST	Blocks BS	Blocks BA	+/-
33	Courtney Whitson	F	44:21	6-10	4-5	6-6	4	7	11	5	3	22	3	3	1	1	1	-5
2	Anastasiia Boldyreva	C	41:10	5-11	0-0	1-1	5	2	7	3	3	11	0	2	0	1	0	-13
10	Jalynn Gregory	G	45:00	11-18	6-8	2-2	0	3	3	4	2	30	4	0	2	0	0	-4
15	Dor Saar	G	41:26	8-23	4-12	0-0	1	4	5	3	1	20	6	3	2	0	0	-3
23	Alexis Whittington	G	39:51	3-8	2-5	0-0	1	2	3	3	5	8	4	1	4	0	0	-5
5	Kseniya Malashka		03:42	1-2	0-0	0-0	0	0	0	1	0	2	0	2	1	1	0	9
1	Courtney Blakely		09:22	0-2	0-0	0-0	0	0	0	0	0	0	1	1	0	0	0	1
24	Amanda Whittington		00:08	0-0	0-0	0-0	1	0	1	1	0	0	0	1	0	0	0	0
	Team						0	3	3			0		0				
	Totals			34-74	16-30	9-9	12	21	33	20	14	93	18	13	10	3	1	-4

Technical Fouls: NONE

Shooting By Period			
1st	FG%	11-17	64.7%
	3PT%	6-8	75.0%
	FT%	4-4	100%
2nd	FG%	7-14	50.0%
	3PT%	4-7	57.1%
	FT%	0-0	0%
3rd	FG%	4-18	22.2%
	3PT%	1-4	25.0%
	FT%	2-2	100%
4th	FG%	8-18	44.4%
	3PT%	3-6	50.0%
	FT%	3-3	100%
OT	FG%	4-7	57.1%
	3PT%	2-5	40.0%
	FT%	0-0	0%
GM	FG%	34-74	45.9%
	3PT%	16-30	53.3%
	FT%	9-9	100.0%

Dead Ball Rebounds: 0, 0

WKU - 97 Record: 19-9 (11-5)

NO.	Name		Min	FG M-A	3P M-A	FT M-A	Reb OR	Reb DR	Reb TOT	Fouls PF	Fouls FD	TP	AS	TO	ST	Blocks BS	Blocks BA	+/-
11	Jaylin Foster	F	35:51	9-17	4-10	5-7	1	3	4	3	3	27	2	1	3	0	0	11
21	Tori Hunter	F	13:48	1-6	0-0	0-0	2	3	5	1	0	2	0	0	0	0	2	-7
3	Alexis Mead	G	38:51	5-11	2-4	5-6	2	3	5	1	5	17	5	2	2	0	0	12
4	Meral Abdelgawad	G	41:57	9-10	2-2	7-9	3	13	16	2	7	27	5	3	0	0	0	11
20	Macey Blevins	G	31:30	5-10	2-7	0-0	0	2	2	2	3	12	4	2	0	0	0	7
42	Gabby McBride		11:17	0-0	0-0	0-0	0	1	1	1	0	0	0	0	1	1	0	7
1	Hope Sivori		30:57	4-6	4-5	0-0	0	2	2	3	1	12	2	4	0	0	0	4
24	Jenna Walker		05:50	0-1	0-0	0-0	0	0	0	0	0	0	0	1	0	0	1	-14
14	Teresa Faustino		11:10	0-0	0-0	0-0	0	1	1	0	0	0	0	1	0	0	0	2
30	Selma Kulo		03:49	0-0	0-0	0-2	0	0	0	1	1	0	0	0	0	0	0	-13
	Team						0	0	0			0		2				
	Totals			33-61	14-28	17-24	8	28	36	14	20	97	18	16	6	1	3	4

Technical Fouls: NONE

Shooting By Period			
1st	FG%	7-14	50.0%
	3PT%	3-4	75.0%
	FT%	2-2	100%
2nd	FG%	7-14	50.0%
	3PT%	2-7	28.6%
	FT%	1-4	25%
3rd	FG%	6-15	40.0%
	3PT%	2-6	33.3%
	FT%	0-0	0%
4th	FG%	10-12	83.3%
	3PT%	6-8	75.0%
	FT%	7-8	87.5%
OT	FG%	3-6	50.0%
	3PT%	1-3	33.3%
	FT%	7-10	70%
GM	FG%	33-61	54.1%
	3PT%	14-28	50.0%
	FT%	17-24	70.8%

Dead Ball Rebounds: 0, 0

	MTS	WKU
Biggest lead	16 (2nd 2:04)	7 (1st OT 1:40)
Best Scoring Run	11(2nd 8:35)	10(4th 0:07)
Lead Changes	2	
Times Tied	6	
Time with Lead	37:58	03:38

Points from	MTS	WKU
Turnovers	14	24
Paint	34	34
Second Chance	11	8
Fast Breaks	4	14
Bench	2	12

Period by Period Scoring	1st	2nd	3rd	4th	OT1	TOT
MTS	32	18	11	22	10	93
WKU	19	17	14	33	14	97

Charlotte at Middle Tenn.

Official Basketball Box Score - Final
Charlotte at Middle Tenn.
Murphy Center, Murfreesboro
2021-22 Women's Basketball

Game Time: [illegible]
Game Duration: [illegible]
Attendance: [illegible]

Officials: Jody Cantrell, Kristen Bell, Royce Blevins

Charlotte - 65 Record: 19-9 (14-5)

NO.	Name		Min	FG M-A	3P M-A	FT M-A	Reb OR	Reb DR	Reb TOT	Fouls PF	Fouls FD	TP	AS	TO	ST	Blocks BS	Blocks BA	+/-
24	Molina Williams	F	29:18	3-9	0-4	0-0	3	3	6	3	1	6	0	1	0	0	1	-1
40	KeKe McKinney	F	31:20	2-4	2-4	2-2	0	6	6	2	1	8	0	0	0	3	0	-5
12	Mikayla Boykin	G	33:43	7-15	1-4	0-2	2	3	5	2	4	15	3	2	2	0	1	-11
13	Octavia Jett-Wilson	G	37:13	3-10	1-5	13-14	2	6	8	2	8	20	2	4	1	1	1	-1
15	Jada McMillian	G	37:09	4-9	0-2	0-2	2	2	4	3	3	8	1	4	1	0	0	-5
10	Dazia Lawrence		12:08	2-5	0-1	0-0	1	1	2	1	0	4	1	1	0	0	0	-6
20	Jacee Busick		13:02	0-1	0-1	0-0	0	0	0	1	0	0	0	1	0	0	0	-7
44	Angel Middleton		06:07	2-2	0-0	0-0	0	1	1	2	0	4	0	2	0	0	0	1
	Team						2	5	7			0		0				
	Totals			23-55	4-21	15-20	12	27	39	16	17	65	7	15	4	4	3	-7

Technical Fouls: NONE

Shooting By Period			
1st	FG%	6-13	46.2%
	3PT%	1-5	20.0%
	FT%	3-3	100%
2nd	FG%	5-15	33.3%
	3PT%	1-6	16.7%
	FT%	4-5	80%
3rd	FG%	7-11	63.6%
	3PT%	0-3	0.0%
	FT%	4-5	80%
4th	FG%	5-16	31.3%
	3PT%	2-7	28.6%
	FT%	4-7	57.1%
GM	FG%	23-55	41.8%
	3PT%	4-21	19.0%
	FT%	15-20	75.0%

Dead Ball Rebounds: 2, 0

Middle Tenn. - 72 Record: 21-6 (13-4)

NO.	Name		Min	FG M-A	3P M-A	FT M-A	Reb OR	Reb DR	Reb TOT	Fouls PF	Fouls FD	TP	AS	TO	ST	Blocks BS	Blocks BA	+/-
33	Courtney Whitson	F	39:46	4-10	1-4	2-3	2	6	8	2	2	11	1	0	1	1	0	5
2	Anastasiia Boldyreva	C	15:37	4-12	0-0	2-2	3	2	5	2	2	10	0	1	0	0	1	0
10	Jalynn Gregory	G	40:00	2-6	0-3	1-2	1	2	3	1	3	5	1	1	2	0	0	7
15	Dor Saar	G	27:45	1-4	0-3	1-2	0	2	2	2	3	3	3	1	1	0	1	5
23	Alexis Whittington	G	39:35	4-6	2-3	2-2	2	4	6	5	2	12	2	1	1	0	0	5
5	Kseniya Malashka		22:50	9-18	4-7	5-6	0	2	2	4	4	27	2	1	1	2	2	9
1	Courtney Blakely		12:40	2-5	0-1	0-0	1	2	3	1	0	4	2	0	2	0	0	4
22	Jada Grannum		01:47	0-0	0-0	0-0	0	0	0	0	0	0	0	1	0	0	0	0
	Team						2	3	5			0		2				
	Totals			26-61	7-21	13-17	11	23	34	17	16	72	11	8	8	3	4	7

Technical Fouls: NONE

Shooting By Period			
1st	FG%	5-17	29.4%
	3PT%	1-6	16.7%
	FT%	0-0	0%
2nd	FG%	6-12	50.0%
	3PT%	2-5	40.0%
	FT%	4-5	80%
3rd	FG%	8-19	42.1%
	3PT%	2-5	40.0%
	FT%	3-4	75%
4th	FG%	7-13	53.8%
	3PT%	2-5	40.0%
	FT%	6-8	75%
GM	FG%	26-61	42.6%
	3PT%	7-21	33.3%
	FT%	13-17	76.5%

Dead Ball Rebounds: 1, 0

	CLT	MTS
Biggest lead	8 (1st 0:25)	8 (4th 2:06)
Best Scoring Run	8(2nd 6:15)	8(3rd 8:11)
Lead Changes	5	
Times Tied	5	
Time with Lead	20:44	14:25

Points from	CLT	MTS
Turnovers	11	12
Paint	32	24
Second Chance	12	10
Fast Breaks	12	8
Bench	8	31

Period by Period Scoring	1st	2nd	3rd	4th	TOT
CLT	16	15	18	16	65
MTS	11	18	21	22	72

Game 28

Official Basketball Box Score - Final
Old Dominion at Middle Tenn.
Murphy Center, Murfreesboro
2021-22 Women's Basketball

Game Time: [illegible]
Game Duration: [illegible]
Attendance: [illegible]

Officials: Dawn Marsh, Josh Howell, David Jenkins

Old Dominion - 44 Record: 22-6 (12-6)

NO.	Name		Min	FG M-A	3P M-A	FT M-A	Reb OR	Reb DR	Reb TOT	Fouls PF	Fouls FD	TP	AS	TO	ST	Blocks BS	Blocks BA	+/-
12	Brianna Jackson	F	20:21	5-8	0-0	3-6	2	2	4	4	5	13	0	5	1	0	1	-10
23	Amari Young	F	21:52	0-6	0-0	1-2	1	5	6	5	2	1	0	2	1	0	1	-9
1	Mariah Adams	G	33:19	4-12	0-3	1-2	0	3	3	3	2	9	1	5	1	0	0	-10
2	Iggy Allen	G	37:43	1-11	0-3	3-6	2	6	8	3	5	5	2	2	0	0	2	-12
4	Aziah Hudson	G	35:33	2-3	1-2	1-3	3	3	6	1	3	6	1	0	1	0	0	-23
5	Ashanti Barnes-Williams		12:14	1-5	0-0	1-2	3	1	4	0	1	3	1	1	0	0	1	-2
0	Joy Campbell		06:43	0-1	0-1	2-2	0	2	2	2	2	2	0	0	0	0	0	-8
11	Kaye Clark		15:28	1-4	0-2	0-0	1	0	1	1	3	2	2	1	0	0	0	-4
25	Kaylen Nelson		16:47	1-6	1-5	0-0	0	0	0	1	0	3	0	0	0	0	0	-12
	Team						3	2	5			0		0				
	Totals			15-56	2-16	12-23	15	24	39	20	23	44	7	16	4	0	5	-18

Technical Fouls: NONE

Shooting By Period			
1st	FG%	2-13	15.4%
	3PT%	0-3	0.0%
	FT%	0-2	0%
2nd	FG%	5-15	33.3%
	3PT%	2-8	25.0%
	FT%	1-2	50%
3rd	FG%	4-16	25.0%
	3PT%	0-3	0.0%
	FT%	2-7	28.6%
4th	FG%	4-12	33.3%
	3PT%	0-2	0.0%
	FT%	9-12	75%
GM	FG%	15-56	26.8%
	3PT%	2-16	12.5%
	FT%	12-23	52.2%

Dead Ball Rebounds: 0, 0

Middle Tenn. - 62 Record: 22-6 (14-4)

NO.	Name		Min	FG M-A	3P M-A	FT M-A	Reb OR	Reb DR	Reb TOT	Fouls PF	Fouls FD	TP	AS	TO	ST	Blocks BS	Blocks BA	+/-
33	Courtney Whitson	F	32:03	6-12	3-8	1-1	2	6	8	4	3	16	4	7	0	0	0	10
2	Anastasiia Boldyreva	C	32:04	6-8	1-1	2-4	0	7	7	2	4	15	0	2	0	4	0	19
10	Jalynn Gregory	G	36:30	2-6	2-6	1-2	0	4	4	4	4	7	1	1	1	0	0	21
15	Dor Saar	G	36:59	2-12	2-7	6-6	3	4	7	3	5	12	6	0	2	0	0	18
23	Alexis Whittington	G	40:00	3-9	2-6	0-0	1	4	5	4	2	8	1	2	1	0	0	18
1	Courtney Blakely		08:15	0-1	0-1	0-0	0	0	0	1	0	0	2	2	0	0	0	-2
5	Kseniya Malashka		10:01	0-2	0-1	2-2	0	3	3	5	2	2	0	1	1	1	0	5
22	Jada Grannum		03:07	1-1	0-0	0-0	0	0	0	0	0	2	0	0	0	0	0	1
24	Amanda Whittington		01:01	0-0	0-0	0-0	0	0	0	0	0	0	0	0	0	0	0	0
	Team						3	3	6			0		0				
	Totals			20-51	10-30	12-15	9	31	40	23	20	62	14	15	5	5	0	18

Technical Fouls: NONE

Shooting By Period			
1st	FG%	3-14	21.4%
	3PT%	1-7	14.3%
	FT%	2-2	100%
2nd	FG%	6-11	54.5%
	3PT%	2-5	40.0%
	FT%	1-1	100%
3rd	FG%	5-14	35.7%
	3PT%	3-8	37.5%
	FT%	0-2	0%
4th	FG%	6-12	50.0%
	3PT%	4-10	40.0%
	FT%	9-10	90%
GM	FG%	20-51	39.2%
	3PT%	10-30	33.3%
	FT%	12-15	80.0%

Dead Ball Rebounds: 1, 0

	ODU	MTS
Biggest lead	0 (1st 10:00)	20 (4th 0:46)
Best Scoring Run	5(3rd 5:47)	8(2nd 3:23)
Lead Changes	0	
Times Tied	0	
Time with Lead	00:00	35:04

Points from	ODU	MTS
Turnovers	14	7
Paint	18	18
Second Chance	9	7
Fast Breaks	6	2
Bench	10	4

Period by Period Scoring	1st	2nd	3rd	4th	TOT
ODU	4	13	10	17	44
MTS	8	15	13	26	62

Game 29

Official Basketball Box Score - Final
Southern Miss. at Middle Tenn.
03/11/22 Ford Center at the Star, Frisco, Texas
2021-22 Women's Basketball

Game Time: 2:00 PM
Game Duration: 1:46
Officials:

Southern Miss. - 50 Record: 19-12

NO.	Name		Min	FG M-A	3P M-A	FT M-A	Reb OR	Reb DR	Reb TOT	PF	FD	TP	AS	TO	ST	BS	BA	+/-
42	Kelsey Jones	C	28:44	5-7	0-0	3-4	3	2	5	3	4	13	2	1	0	1	0	-24
0	Brikayla Gray	G	34:37	3-8	1-4	1-2	1	6	7	1	2	8	0	0	0	0	2	-22
2	Domonique Davis	G	37:54	3-11	1-3	7-7	0	6	6	0	5	14	3	3	1	0	1	-18
4	Destiny Smith	G	24:35	2-10	0-0	1-3	0	7	7	1	2	5	0	1	1	0	1	-9
21	Daishai Almond	G	27:40	0-7	0-0	0-0	1	2	3	1	0	0	4	1	1	0	1	-16
22	Lauren Gross		18:13	1-1	1-1	0-0	0	2	2	2	0	3	1	1	1	0	0	-10
24	Rose Warren		17:01	2-7	1-4	0-1	1	1	2	2	1	5	0	1	0	0	1	-5
45	Melyia Grayson		08:52	1-1	0-0	0-1	0	0	0	3	1	2	0	3	0	1	0	5
3	Fess Hawkins		02:24	0-0	0-0	0-0	0	0	0	0	0	0	0	0	0	0	0	-1
	Team						2	1	3			0		0				
	Totals			17-52	4-12	12-18	8	27	35	13	15	50	10	11	4	2	6	-20

Technical Fouls: NONE

Shooting By Period			
1st	FG%	7-14	50.0%
	3PT%	1-2	50.0%
	FT%	0-1	0%
2nd	FG%	2-10	20.0%
	3PT%	1-1	100.0%
	FT%	4-4	100%
3rd	FG%	5-13	38.5%
	3PT%	2-4	50.0%
	FT%	7-10	70%
4th	FG%	3-15	20.0%
	3PT%	0-5	0.0%
	FT%	1-3	33.3%
GM	FG%	17-52	32.7%
	3PT%	4-12	33.3%
	FT%	12-18	66.7%

Dead Ball Rebounds: 2, 0

Middle Tenn. - 70 Record: 23-6

NO.	Name		Min	FG M-A	3P M-A	FT M-A	Reb OR	Reb DR	Reb TOT	PF	FD	TP	AS	TO	ST	BS	BA	+/-
33	Courtney Whitson	F	40:00	2-11	2-10	1-2	1	4	5	4	2	7	3	0	1	0	0	20
2	Anastasiia Boldyreva	C	08:16	0-1	0-1	0-0	0	1	1	2	0	0	0	2	0	1	0	0
10	Jalynn Gregory	G	39:00	5-11	3-8	5-5	1	2	3	1	3	18	1	1	0	1	1	20
15	Dor Saar	G	39:24	4-14	2-10	0-0	2	5	7	0	2	10	7	3	0	0	0	20
23	Alexis Whittington	G	40:00	4-7	2-5	2-2	2	5	7	3	1	12	0	1	3	0	0	20
5	Kseniya Malashka		28:51	9-17	3-8	2-3	2	9	11	3	5	23	0	0	1	4	1	20
22	Jada Grannum		02:53	0-0	0-0	0-0	1	1	2	2	0	0	0	1	0	0	0	0
1	Courtney Blakely		00:36	0-0	0-0	0-0	0	0	0	0	0	0	0	0	0	0	0	0
24	Amanda Whittington		01:00	0-0	0-0	0-0	0	0	0	0	0	0	0	0	0	0	0	0
	Team						2	4	6			0		0				
	Totals			24-61	12-42	10-12	11	31	42	15	13	70	11	8	5	6	2	20

Technical Fouls: NONE

Shooting By Period			
1st	FG%	5-16	31.3%
	3PT%	3-11	27.3%
	FT%	0-0	0%
2nd	FG%	7-18	38.9%
	3PT%	2-9	22.2%
	FT%	3-4	75%
3rd	FG%	8-13	61.5%
	3PT%	5-10	50.0%
	FT%	4-4	100%
4th	FG%	4-14	28.6%
	3PT%	2-12	16.7%
	FT%	3-4	75%
GM	FG%	24-61	39.3%
	3PT%	12-42	28.6%
	FT%	10-12	83.3%

Dead Ball Rebounds: 1, 0

	USM	MTU
Biggest lead	4 (1st 2:06)	23 (4th 2:57)
Best Scoring Run	7(1st 5:47)	11(4th 2:57)
Lead Changes	2	
Times Tied	2	
Time with Lead	05:57	28:28

Points from	USM	MTU
Turnovers	8	10
Paint	24	18
Second Chance	8	15
Fast Breaks	2	5
Bench	10	23

Period by Period Scoring	1st	2nd	3rd	4th	TOT
USM	15	9	19	7	50
MTU	13	18	26	13	70

Game 30

Official Basketball Box Score - Final
Middle Tenn. at Louisiana Tech
03/11/22 Ford Center at the Star, Frisco
2021-22 Women's Basketball

Game Time: 7:29 PM
Game Duration: 1:51
Officials: Dough Knight, [illegible]

Middle Tenn. - 72 Record: 23-7

NO.	Name		Min	FG M-A	3P M-A	FT M-A	Reb OR	Reb DR	Reb TOT	PF	FD	TP	AS	TO	ST	BS	BA	+/-
33	Courtney Whitson	F	38:49	5-12	5-9	2-2	0	4	4	5	1	17	3	0	0	0	1	-3
2	Anastasiia Boldyreva	C	09:17	1-2	0-0	1-2	1	0	1	0	1	3	1	1	0	0	0	-3
10	Jalynn Gregory	G	40:00	4-13	2-11	0-0	0	4	4	4	1	10	0	1	2	0	0	-8
15	Dor Saar	G	37:35	7-11	6-8	0-0	0	3	3	3	1	20	4	3	1	0	0	-5
23	Alexis Whittington	G	40:00	1-7	1-7	0-0	2	4	6	2	1	3	4	1	1	1	0	-8
5	Kseniya Malashka		30:23	7-14	1-2	0-0	2	3	5	5	1	15	1	0	0	2	0	-4
1	Courtney Blakely		03:36	2-2	0-0	0-0	0	0	0	0	0	4	0	0	0	0	0	-8
3	Skye Payne		00:00	0-0	0-0	0-0	0	0	0	0	0	0	0	0	0	0	0	0
24	Amanda Whittington		00:20	0-1	0-1	0-0	0	0	0	0	0	0	0	0	0	0	0	-1
	Team						1	3	4			0		1				
	Totals			27-62	15-38	3-4	6	21	27	19	6	72	13	7	4	3	1	-8

Technical Fouls: NONE

Shooting By Period			
1st	FG%	8-13	61.5%
	3PT%	6-10	60.0%
	FT%	3-4	75%
2nd	FG%	5-12	41.7%
	3PT%	4-8	50.0%
	FT%	0-0	0%
3rd	FG%	7-19	36.8%
	3PT%	4-12	33.3%
	FT%	0-0	0%
4th	FG%	7-18	38.9%
	3PT%	1-8	12.5%
	FT%	0-0	0%
GM	FG%	27-62	43.5%
	3PT%	15-38	39.5%
	FT%	3-4	75.0%

Dead Ball Rebounds: 1, 0

Louisiana Tech - 80 Record: 21-10

NO.	Name		Min	FG M-A	3P M-A	FT M-A	Reb OR	Reb DR	Reb TOT	PF	FD	TP	AS	TO	ST	BS	BA	+/-
44	Anna Larr Roberson	F	28:23	7-11	0-1	9-11	0	9	9	2	4	23	1	2	3	0	0	23
2	Keiunna Walker	G	29:14	7-11	0-0	10-12	1	5	6	2	6	24	0	1	0	0	1	16
10	Salma Bates	G	34:15	5-7	2-2	0-0	0	2	2	1	0	12	4	3	0	0	0	5
23	Silvia Nativi	G	23:58	1-1	0-0	0-0	2	2	4	0	2	2	3	0	0	0	0	0
24	Amaya Brannon	G	31:01	4-7	2-2	2-2	1	5	6	0	2	12	0	0	0	0	1	10
32	Kate Thompson		09:12	1-4	0-0	0-0	0	1	1	0	0	2	0	0	0	0	1	-12
15	Jadona Davis		02:25	0-1	0-0	0-0	0	0	0	0	0	0	1	0	0	0	0	-3
3	Robyn Lee		11:32	0-3	0-1	2-4	0	1	1	0	2	2	0	0	0	0	0	-8
4	Lotte Sant		30:00	1-4	1-4	0-0	0	3	3	1	3	3	0	1	1	1	0	9
	Team						0	1	1			0		0				
	Totals			26-49	5-10	23-29	4	29	33	6	19	80	9	7	4	1	3	8

Technical Fouls: NONE

Shooting By Period			
1st	FG%	6-15	40.0%
	3PT%	1-3	33.3%
	FT%	2-2	100%
2nd	FG%	5-13	38.5%
	3PT%	0-2	0.0%
	FT%	1-2	50%
3rd	FG%	7-10	70.0%
	3PT%	2-2	100.0%
	FT%	4-4	100%
4th	FG%	8-11	72.7%
	3PT%	2-3	66.7%
	FT%	16-21	76.2%
GM	FG%	26-49	53.1%
	3PT%	5-10	50.0%
	FT%	23-29	79.3%

Dead Ball Rebounds: 4, 0

	MTU	LAT
Biggest lead	13 (2nd 6:36)	11 (4th 0:30)
Best Scoring Run	8(2nd 8:17)	14(4th 0:30)
Lead Changes	5	
Times Tied	3	
Time with Lead	35:37	02:43

Points from	MTU	LAT
Turnovers	11	5
Paint	16	22
Second Chance	5	6
Fast Breaks	10	20
Bench	19	7

Period by Period Scoring	1st	2nd	3rd	4th	TOT
MTU	25	14	18	15	72
LAT	15	11	20	34	80

Game 31

Official Basketball Box Score - Final
Wofford at Middle Tenn.
03/17/22 Murphy Center, Murfreesboro
2021-22 Women's Basketball

Game Time: 6:00 PM
Game Duration: 1:39
Attendance: 2,012
Officials: Troy Winders, Jamie Broderick, Dawn Marsh

Wofford - 56 Record: 17-14

NO.	Name		Min	FG M-A	3P M-A	FT M-A	Reb OR	Reb DR	Reb TOT	PF	FD	TP	AS	TO	ST	BS	BA	+/-
14	Lilly Hatton	F	27:54	3-8	3-6	0-0	0	0	0	4	1	9	0	0	0	2	0	-35
21	Alexis Tomlin	F	24:27	3-10	0-0	6-7	0	8	8	4	6	12	0	0	0	1	0	-18
2	Niyah Lutz	G	26:15	0-3	0-3	0-0	0	5	5	2	1	0	3	1	1	0	0	-34
4	Reagan Rapert	G	27:21	0-3	0-2	2-2	0	2	2	0	1	2	5	4	2	0	0	-40
30	Jackie Carman	G	30:07	4-12	3-8	2-4	0	2	2	0	3	13	1	0	1	0	0	-20
1	Annabelle Schultz		13:45	2-4	1-2	0-0	0	0	0	1	0	5	1	0	1	0	1	-5
5	Helen Matthews		11:41	0-3	0-1	0-0	0	2	2	1	0	0	0	3	0	0	0	-14
3	Sydnee Richetto		16:38	4-7	1-3	0-0	0	1	1	0	1	9	0	0	1	0	1	-2
32	Alea Harris		09:14	0-1	0-0	1-2	1	1	2	1	1	1	2	0	0	1	0	9
40	Abbey Crawford		08:52	0-1	0-1	2-2	1	0	1	1	1	2	0	1	0	0	0	4
0	Ja'Rae Smith		03:46	1-1	0-0	1-2	0	0	0	0	1	3	1	0	0	0	0	5
	Team						1	2	3			0		2				
	Totals			17-53	8-26	14-19	3	23	26	14	16	56	13	11	6	4	2	-30

Technical Fouls: NONE

Shooting By Period			
1st	FG%	3-9	33.3%
	3PT%	2-6	33.3%
	FT%	1-2	50%
2nd	FG%	5-17	29.4%
	3PT%	3-8	37.5%
	FT%	2-2	100%
3rd	FG%	4-14	28.6%
	3PT%	1-5	20.0%
	FT%	5-7	71.4%
4th	FG%	5-13	38.5%
	3PT%	2-7	28.6%
	FT%	6-8	75%
GM	FG%	17-53	32.1%
	3PT%	8-26	30.8%
	FT%	14-19	73.7%

Dead Ball Rebounds: 2, 0

Middle Tenn. - 86 Record: 24-7

NO.	Name		Min	FG M-A	3P M-A	FT M-A	Reb OR	Reb DR	Reb TOT	PF	FD	TP	AS	TO	ST	BS	BA	+/-
33	Courtney Whitson	F	36:14	4-12	2-7	1-1	2	7	9	1	3	11	4	3	2	0	1	35
2	Anastasiia Boldyreva	C	16:58	6-9	0-1	3-3	1	5	6	4	4	15	0	1	0	0	0	20
10	Jalynn Gregory	G	27:02	5-9	5-7	0-0	0	1	1	3	0	15	1	0	0	0	1	25
15	Dor Saar	G	30:23	6-9	4-6	0-0	1	4	5	0	0	16	4	0	1	0	1	35
23	Alexis Whittington	G	30:14	2-4	0-2	2-2	2	5	7	1	2	6	2	1	2	1	0	42
5	Kseniya Malashka		13:40	6-11	1-2	2-4	3	4	7	1	3	15	1	1	0	0	0	14
1	Courtney Blakely		15:29	4-7	0-0	0-0	0	1	1	2	0	8	4	2	2	0	1	-9
22	Jada Grannum		09:01	0-1	0-1	0-0	1	3	4	3	1	0	0	3	0	0	0	-3
4	Gracie Dodgen		07:11	0-5	0-5	0-0	0	0	0	1	0	0	0	0	0	0	0	-5
24	Amanda Whittington		10:02	0-0	0-0	0-0	1	1	2	0	0	0	0	0	0	1	0	1
11	Anabel Latorre		03:46	0-0	0-0	0-2	1	1	2	0	1	0	0	0	0	0	0	-5
	Team						1	4	5			0		0				
	Totals			33-67	12-31	8-12	13	36	49	16	14	86	16	11	7	2	4	30

Technical Fouls: NONE

Shooting By Period			
1st	FG%	9-15	60.0%
	3PT%	4-7	57.1%
	FT%	2-4	50%
2nd	FG%	6-15	40.0%
	3PT%	2-8	25.0%
	FT%	2-2	100%
3rd	FG%	9-19	47.4%
	3PT%	4-9	44.4%
	FT%	4-4	100%
4th	FG%	9-18	50.0%
	3PT%	2-7	28.6%
	FT%	0-2	0%
GM	FG%	33-67	49.3%
	3PT%	12-31	38.7%
	FT%	8-12	66.7%

Dead Ball Rebounds: 2, 0

	WOF	MTS
Biggest lead	0 (1st 10:00)	36 (4th 5:06)
Best Scoring Run	6 (1st 0:46)	14 (3rd 7:05)
Lead Changes	0	
Times Tied	1	
Time with Lead	00:00	38:31

Points from	WOF	MTS
Turnovers	13	16
Paint	8	36
Second Chance	4	15
Fast Breaks	4	16
Bench	20	23

Period by Period Scoring	1st	2nd	3rd	4th	TOT
WOF	9	15	14	18	56
MTS	24	16	26	20	86

Game 32

Official Basketball Box Score - Final
Wake Forest at Middle Tenn.
03/21/22 Murphy Center, Murfreesboro
2021-22 Women's Basketball

Game Time: 6:30 PM
Game Duration: 1:46
Attendance: 2,656
Officials: Brian Garland, Royce Blevins, [illegible]

Wake Forest - 55 Record: 16-17

NO.	Name		Min	FG M-A	3P M-A	FT M-A	Reb OR	Reb DR	Reb TOT	PF	FD	TP	AS	TO	ST	BS	BA	+/-
14	Niyah Becker	F	15:32	0-5	0-1	1-2	1	0	1	1	2	1	0	2	0	0	0	-16
23	Christina Morra	F	36:07	7-17	1-3	3-6	1	5	6	0	4	18	1	0	0	0	2	-5
0	Alyssa Andrews	G	28:01	0-7	0-3	1-2	4	1	5	2	1	1	0	2	0	0	0	-22
2	Kaia Harrison	G	35:10	5-9	0-0	0-0	0	3	3	1	2	10	4	1	0	0	1	-11
21	Elise Williams	G	31:40	3-9	2-4	5-5	2	3	5	4	7	13	2	4	3	0	0	-2
20	Olivia Summiel		21:11	1-5	1-4	0-0	1	3	4	4	3	3	0	2	0	0	1	-15
11	Raegyn Conley		19:57	1-6	1-4	1-2	2	3	5	1	1	4	0	3	1	0	1	5
25	Demeara Hinds		07:44	1-3	0-0	1-1	5	1	6	1	2	3	1	2	0	1	1	9
5	Malaya Cowles		04:38	1-1	0-0	0-0	2	1	3	2	0	2	0	1	0	0	0	-3
	Team						2	4	6			0		0				
	Totals			19-62	5-19	12-18	20	24	44	16	22	55	8	17	4	1	6	-12

Technical Fouls: NONE

Shooting By Period			
1st	FG%	5-15	33.3%
	3PT%	1-5	20.0%
	FT%	2-2	100%
2nd	FG%	5-15	33.3%
	3PT%	0-4	0.0%
	FT%	2-6	33.3%
3rd	FG%	4-15	26.7%
	3PT%	1-4	25.0%
	FT%	2-3	66.7%
4th	FG%	5-17	29.4%
	3PT%	3-6	50.0%
	FT%	6-7	85.7%
GM	FG%	19-62	30.6%
	3PT%	5-19	26.3%
	FT%	12-18	66.7%

Dead Ball Rebounds: 4, 0

Middle Tenn. - 67 Record: 25-7

NO.	Name		Min	FG M-A	3P M-A	FT M-A	Reb OR	Reb DR	Reb TOT	PF	FD	TP	AS	TO	ST	BS	BA	+/-
33	Courtney Whitson	F	32:54	2-9	2-6	2-2	2	3	5	5	3	8	4	2	1	0	0	27
2	Anastasiia Boldyreva	C	20:44	6-8	0-0	0-1	1	5	6	1	2	12	0	1	0	4	0	10
10	Jalynn Gregory	G	27:43	1-4	1-4	0-0	2	3	5	4	1	3	3	0	1	0	0	4
15	Dor Saar	G	35:36	4-9	1-4	0-0	0	2	2	1	1	9	5	4	1	0	0	15
23	Alexis Whittington	G	34:38	1-4	1-2	2-2	0	2	2	4	2	5	1	1	1	0	0	20
5	Kseniya Malashka		21:48	7-15	1-3	3-6	2	1	3	4	4	18	0	2	0	2	1	-2
1	Courtney Blakely		22:06	4-7	0-0	4-4	0	4	4	2	3	12	2	1	2	0	0	-4
22	Jada Grannum		03:46	0-0	0-0	0-0	0	1	1	1	0	0	0	0	0	0	0	-8
4	Gracie Dodgen		00:45	0-0	0-0	0-0	0	0	0	0	0	0	0	0	0	0	0	-2
	Team						2	4	6			0		2				
	Totals			25-56	6-19	11-15	9	25	34	22	16	67	15	13	6	6	1	12

Technical Fouls: NONE

Shooting By Period			
1st	FG%	7-15	46.7%
	3PT%	3-6	50.0%
	FT%	3-4	75%
2nd	FG%	7-12	58.3%
	3PT%	2-4	50.0%
	FT%	2-2	100%
3rd	FG%	9-16	56.3%
	3PT%	1-3	33.3%
	FT%	2-3	66.7%
4th	FG%	2-13	15.4%
	3PT%	0-6	0.0%
	FT%	4-6	66.7%
GM	FG%	25-56	44.6%
	3PT%	6-19	31.6%
	FT%	11-15	73.3%

Dead Ball Rebounds: 2, 0

	WAF	MTS
Biggest lead	2 (1st 8:34)	27 (4th 7:02)
Best Scoring Run	9 (4th 2:52)	7 (2nd 6:43)
Lead Changes	1	
Times Tied	2	
Time with Lead	00:32	37:44

Points from	WAF	MTS
Turnovers	11	15
Paint	20	28
Second Chance	9	10
Fast Breaks	1	15
Bench	12	30

Period by Period Scoring	1st	2nd	3rd	4th	TOT
WAF	13	12	11	19	55
MTS	20	18	21	8	67

Game 33

Vanderbilt at Middle Tenn.
11/16/21 Murphy Center, Murfreesboro
2021-22 Women's Basketball

Game Duration: 1:51
Attendance: 4,8[illegible]

Officials: Kevin Pethtel, Brian Garland, Kyle Galloway

Vanderbilt - 46 Record: 1-2

NO.	Name		Min	FG M-A	3P M-A	FT M-A	Reb OR	Reb DR	Reb TOT	Fouls PF	Fouls FD	TP	AS	TO	ST	Blocks BS	Blocks BA	+/-
15	Brinae Alexander	F	36:53	3-8	0-0	3-3	0	2	2	2	4	9	0	3	3	1	1	-1
50	Kaylon Smith	F	35:25	2-11	0-1	1-2	3	4	7	3	6	5	2	8	3	1	1	-13
3	Jordyn Cambridge	G	28:22	6-9	1-1	6-7	1	8	9	3	6	19	1	6	3	0	1	0
12	Demi Washington	G	16:02	0-2	0-0	0-0	2	1	3	2	0	0	0	1	0	0	0	-10
22	Brylee Bartram	G	25:58	1-5	1-5	2-2	0	0	0	0	1	5	0	1	2	0	0	-20
23	Iyana Moore		24:15	1-10	0-4	0-0	1	1	2	1	0	2	4	2	0	0	2	-6
5	Yaubryon Chambers		17:01	1-1	0-0	2-2	3	3	6	1	2	4	1	1	2	0	0	5
13	De'Mauri Flournoy		11:44	0-2	0-0	0-0	1	1	2	3	1	0	2	1	0	0	0	-3
35	Sacha Washington		04:20	1-1	0-0	0-0	0	0	0	1	0	2	0	0	0	0	0	3
Team							1	1	2			0		0				
Totals				15-49	2-11	14-16	12	21	33	16	20	46	10	23	13	2	5	-9

Technical Fouls: NONE

Shooting By Period			
1st	FG%	3-13	23.1%
	3PT%	1-3	33.3%
	FT%	3-4	75%
2nd	FG%	3-12	25.0%
	3PT%	0-3	0.0%
	FT%	8-8	100%
3rd	FG%	3-9	33.3%
	3PT%	0-2	0.0%
	FT%	0-0	0%
4th	FG%	6-15	40.0%
	3PT%	1-3	33.3%
	FT%	3-4	75%
GM	FG%	15-49	30.6%
	3PT%	2-11	18.2%
	FT%	14-16	87.5%

Dead Ball Rebounds: 1, 0

Middle Tenn. - 55 Record: 3-0

NO.	Name		Min	FG M-A	3P M-A	FT M-A	Reb OR	Reb DR	Reb TOT	Fouls PF	Fouls FD	TP	AS	TO	ST	Blocks BS	Blocks BA	+/-
33	Courtney Whitson	F	40:00	5-13	5-12	0-0	1	5	6	2	2	15	1	4	2	0	0	9
2	Anastasiia Boldyreva	C	12:18	1-3	0-0	0-0	0	0	0	0	0	2	0	0	0	3	0	4
10	Jalynn Gregory	G	32:50	1-9	0-4	0-0	5	2	7	4	1	2	1	1	0	0	1	10
15	Dor Saar	G	32:17	4-13	2-9	2-2	1	6	7	2	4	12	5	6	1	0	1	12
23	Alexis Whittington	G	40:00	1-6	1-5	0-0	1	5	6	2	3	3	3	3	5	0	0	9
32	Kesniia Kozlova		03:58	0-0	0-0	0-0	1	0	1	1	0	0	1	0	0	0	0	2
1	Courtney Blakely		13:06	1-3	0-1	2-6	0	0	0	2	4	4	0	3	1	0	0	-2
5	Kseniya Malashka		18:31	8-12	1-4	0-0	4	2	6	4	1	17	0	4	3	2	0	2
22	Jada Grannum		07:00	0-0	0-0	0-0	1	1	2	3	1	0	0	0	0	0	0	-1
Team							4	2	6			0		0				
Totals				21-59	9-35	4-8	18	23	41	20	16	55	11	21	12	5	2	9

Technical Fouls: NONE

Shooting By Period			
1st	FG%	6-13	46.2%
	3PT%	4-10	40.0%
	FT%	0-0	0%
2nd	FG%	5-16	31.3%
	3PT%	1-8	12.5%
	FT%	0-0	0%
3rd	FG%	4-16	25.0%
	3PT%	2-12	16.7%
	FT%	2-4	50%
4th	FG%	6-14	42.9%
	3PT%	2-5	40.0%
	FT%	2-4	50%
GM	FG%	21-59	35.6%
	3PT%	9-35	25.7%
	FT%	4-8	50.0%

Dead Ball Rebounds: 3, 0

	VAN	MTS
Biggest lead	1 (2nd 4:55)	16 (4th 1:52)
Best Scoring Run	7 (1st 5:23)	12 (3rd 4:34)
Lead Changes	4	
Times Tied	4	
Time with Lead	01:21	37:02

Points from	VAN	MTS
Turnovers	13	21
Paint	20	20
Second Chance	7	11
Fast Breaks	15	2
Bench	8	21

Period by Period Scoring	1st	2nd	3rd	4th	TOT
VAN	10	14	6	16	46
MTS	16	11	12	16	55

Game 34

Official Basketball Box Score - Final
Middle Tenn. at Toledo
[illegible] John F. Savage Arena, Toledo, Ohio
2021-22 Women's Basketball

Game Time: 7:00 PM
Game Duration: [illegible]
Attendance: 4,[illegible]

Officials: Cameron Inouye, Maggie Tiernan, Roy Gulbeyan

Middle Tenn. - 73 Record: 27-7

NO.	Name		Min	FG M-A	3P M-A	FT M-A	Reb OR	Reb DR	Reb TOT	Fouls PF	Fouls FD	TP	AS	TO	ST	Blocks BS	Blocks BA	+/-
33	Courtney Whitson	F	41:48	6-13	4-9	2-2	2	5	7	5	1	18	1	2	1	0	0	2
2	Anastasiia Boldyreva	C	27:18	13-20	1-1	1-2	0	3	3	1	2	28	0	2	1	3	1	-1
10	Jalynn Gregory	G	38:06	0-4	0-1	2-2	0	0	0	1	1	2	0	2	3	0	0	5
15	Dor Saar	G	45:00	3-11	2-5	0-2	0	7	7	2	2	8	6	4	4	0	0	2
23	Alexis Whittington	G	37:16	1-3	0-0	0-0	0	2	2	3	1	2	3	0	3	0	0	-3
5	Kseniya Malashka		16:25	5-11	0-0	2-3	2	4	6	4	4	12	0	3	2	1	0	9
1	Courtney Blakely		15:46	0-2	0-0	1-2	1	2	3	0	1	1	1	2	0	0	0	1
22	Jada Grannum		03:21	1-1	0-0	0-0	1	0	1	1	0	2	0	0	0	0	0	-5
Team							1	1	2			0		0				
Totals				29-65	7-16	8-13	7	24	31	17	12	73	11	15	14	4	1	2

Technical Fouls: NONE

Shooting By Period			
1st	FG%	8-17	47.1%
	3PT%	4-6	66.7%
	FT%	0-0	0%
2nd	FG%	3-15	20.0%
	3PT%	1-5	20.0%
	FT%	2-3	66.7%
3rd	FG%	7-15	46.7%
	3PT%	0-2	0.0%
	FT%	0-0	0%
4th	FG%	7-12	58.3%
	3PT%	1-2	50.0%
	FT%	4-4	100%
:OT	FG%	4-6	66.7%
	3PT%	1-1	100.0%
	FT%	2-6	33.3%
GM	FG%	29-65	44.6%
	3PT%	7-16	43.8%
	FT%	8-13	61.5%

Dead Ball Rebounds: 1, 0

Toledo - 71 Record: 29-6

NO.	Name		Min	FG M-A	3P M-A	FT M-A	Reb OR	Reb DR	Reb TOT	Fouls PF	Fouls FD	TP	AS	TO	ST	Blocks BS	Blocks BA	+/-
34	Jessica Cook	F	15:20	1-3	0-0	2-2	0	3	3	2	2	4	0	1	0	0	1	6
2	Sophia Wiard	G	43:00	3-6	0-2	0-0	0	4	4	0	1	6	8	6	1	0	0	-1
5	Quinesha Lockett	G	39:01	4-11	0-2	2-2	1	6	7	4	3	10	2	7	1	0	0	2
22	Khera Goss	G	30:53	5-6	2-2	0-0	0	2	2	1	2	12	0	2	1	0	0	-7
33	Sammi Mikonowicz	G	45:00	5-11	4-7	3-5	1	12	13	2	5	17	3	5	1	0	1	-2
51	Hannah Noveroske		17:45	2-5	0-0	2-2	1	4	5	1	1	6	1	1	0	1	1	-4
1	Nan Garcia		11:55	2-8	0-2	0-2	1	0	1	0	1	4	1	0	1	0	1	-4
12	Jayda Jansen		22:06	4-5	1-1	3-3	2	1	3	2	2	12	0	0	2	0	0	0
Team							1	1	2			0		1				
Totals				26-55	7-16	12-16	7	33	40	12	17	71	15	23	7	1	4	-2

Technical Fouls: NONE

Shooting By Period			
1st	FG%	5-9	55.6%
	3PT%	1-3	33.3%
	FT%	2-2	100%
2nd	FG%	5-9	55.6%
	3PT%	2-5	40.0%
	FT%	6-8	75%
3rd	FG%	7-14	50.0%
	3PT%	2-2	100.0%
	FT%	0-0	0%
4th	FG%	6-17	35.3%
	3PT%	1-5	20.0%
	FT%	2-4	50%
:OT	FG%	3-6	50.0%
	3PT%	1-1	100.0%
	FT%	2-2	100%
GM	FG%	26-55	47.3%
	3PT%	7-16	43.8%
	FT%	12-16	75.0%

Dead Ball Rebounds: 2, 0

	MTSU	TOL
Biggest lead	7 (1st 2:22)	8 (1st 6:55)
Best Scoring Run	15(1st 2:22)	8(2nd 7:00)
Lead Changes	17	
Times Tied	15	
Time with Lead	16:44	18:18

Points from	MTSU	TOL
Turnovers	23	16
Paint	38	34
Second Chance	4	7
Fast Breaks	3	14
Bench	15	22

Period by Period Scoring	1st	2nd	3rd	4th	OT1	TOT
MTSU	20	9	14	19	11	73
TOL	13	19	16	15	8	71

Game 35

Official Basketball Box Score - Final
Seton Hall at Middle Tenn.
03/31/22 Murphy Center, Murfreesboro
2021-22 Women's Basketball

Game Time: [illegible] PM
Game Duration: 1:[illegible]
Attendance: 4,[illegible]

Officials: [illegible], Brian Hall, [illegible] Thompson

Seton Hall - 74 Record: 24-12

NO.	Name		Min	FG M-A	3P M-A	FT M-A	Reb OR	Reb DR	Reb TOT	Fouls PF	Fouls FD	TP	AS	TO	ST	Blocks BS	Blocks BA	+/-
10	Mya Bembry	F	33:24	2-8	0-0	0-0	2	4	6	0	0	4	1	1	1	2	1	-17
14	Sidney Cooks	F	32:14	10-13	4-4	4-4	0	7	7	4	3	28	2	2	0	1	1	12
3	Lauren Park-Lane	G	40:00	7-17	1-4	1-1	0	5	5	0	3	16	10	5	1	2	0	1
4	Andra Espinoza-Hunter	G	38:03	5-10	2-5	1-2	2	4	6	2	3	13	3	2	3	0	0	-7
5	Mya Jackson	G	30:14	5-10	3-6	0-0	1	3	4	0	0	13	1	1	0	0	1	-2
15	Katie Armstrong		08:36	0-2	0-0	0-0	0	0	0	0	0	0	1	0	0	0	0	5
22	Amari Wright		10:01	0-0	0-0	0-0	0	1	1	2	0	0	1	0	2	0	0	5
20	Curtessia Dean		07:28	0-1	0-1	0-0	0	1	1	3	1	0	1	0	0	0	0	8
Team							1	2	3			0		1				
Totals				29-61	10-20	6-7	6	27	33	12	10	74	20	12	7	5	3	1

Technical Fouls: Bench 4th 10:00

Shooting By Period			
1st	FG%	7-18	38.9%
	3PT%	2-3	66.7%
	FT%	0-0	0%
2nd	FG%	9-15	60.0%
	3PT%	4-7	57.1%
	FT%	0-0	0%
3rd	FG%	7-16	43.8%
	3PT%	3-6	50.0%
	FT%	2-2	100%
4th	FG%	6-12	50.0%
	3PT%	1-4	25.0%
	FT%	4-5	80%
GM	FG%	29-61	47.5%
	3PT%	10-20	50.0%
	FT%	6-7	85.7%

Dead Ball Rebounds: 0, 0

Middle Tenn. - 73 Record: 27-8

NO.	Name		Min	FG M-A	3P M-A	FT M-A	Reb OR	Reb DR	Reb TOT	Fouls PF	Fouls FD	TP	AS	TO	ST	Blocks BS	Blocks BA	+/-
33	Courtney Whitson	F	39:34	2-11	1-7	2-2	3	5	8	2	2	7	2	3	2	0	1	-1
2	Anastasiia Boldyreva	C	12:26	5-8	1-1	1-2	2	3	5	2	3	12	0	1	0	0	0	-15
10	Jalynn Gregory	G	40:00	4-10	2-7	0-0	1	2	3	2	0	10	1	0	2	0	1	-1
15	Dor Saar	G	40:00	6-11	5-9	2-2	0	6	6	0	0	19	3	2	1	0	1	-1
23	Alexis Whittington	G	26:29	0-2	0-0	0-0	1	1	2	1	1	0	1	0	0	0	1	-6
1	Courtney Blakely		13:35	0-5	0-2	0-0	2	3	5	2	1	0	4	1	1	0	1	5
5	Kseniya Malashka		27:56	8-18	2-7	7-8	4	5	9	1	4	25	2	2	1	3	0	14
Team							0	2	2			0		2				
Totals				25-65	11-33	12-14	13	27	40	10	11	73	13	11	7	3	5	-1

Technical Fouls: NONE

Shooting By Period			
1st	FG%	6-17	35.3%
	3PT%	2-7	28.6%
	FT%	0-0	0%
2nd	FG%	5-18	27.8%
	3PT%	2-8	25.0%
	FT%	0-0	0%
3rd	FG%	8-16	50.0%
	3PT%	5-11	45.5%
	FT%	3-4	75%
4th	FG%	6-14	42.9%
	3PT%	2-7	28.6%
	FT%	9-10	90%
GM	FG%	25-65	38.5%
	3PT%	11-33	33.3%
	FT%	12-14	85.7%

Dead Ball Rebounds: 2, 0

	SHU	MTS
Biggest lead	22 (2nd 3:28)	4 (4th 1:06)
Best Scoring Run	20 (2nd 3:28)	11 (4th 1:06)
Lead Changes	3	
Times Tied	2	
Time with Lead	35:40	02:12

Points from	SHU	MTS
Turnovers	13	15
Paint	26	24
Second Chance	5	3
Fast Breaks	3	17
Bench	0	25

Period by Period Scoring	1st	2nd	3rd	4th	TOT
SHU	16	22	19	17	74
MTS	14	12	24	23	73

HISTORICAL RECORDS

25

Kim Webb
HOF Inductee 1997
1984-87
5-9, Guard
La Vergne, Tenn.

- One of only three 2,000-point scorers in school history
- Three-time First Team All-OVC
- Second Team All-OVC as freshman
- Four-Time OVC All-Tournament Team
- 1986 OVC Player of the Year
- Four OVC Titles
- Two-Time OVC Tournament MVP
- Three NCAA Tournament trips
- Ranks first in seven career Middle Tennessee categories
- Led Middle Tennessee in scoring all four seasons
- Led Middle Tennessee in steals all four seasons
- Ranks third for steals in a season
- Ranks in Top 10 in eight individual career records
- Ranks in Top 10 in eight individual season records



42

Jennifer McFall
HOF Inductee 1999
1982-85
6-0, Forward
Columbia, Tenn.



- Four-time First Team All-OVC
- 1985 OVC Player of the Year
- Three-time OVC All-Tournament Team
- 1984 OVC Tournament MVP
- Three NCAA Tournament trips
- 37 Career Double-Doubles
- Led Middle Tennessee in rebounds as freshman and sophomore
- Led Middle Tennessee in assists as freshman and junior
- Led Middle Tennessee in scoring as freshman
- Led Middle Tennessee in steals as freshman
- Seventh all-time leading scorer
- Ranks in Top 10 in 15 individual career records
- Ranks in Top 10 in five individual season records

41

Tawanya Mucker-Wilson
HOF Inductee 2012
1985-89
6-0, Center/Forward
Macon, Ga.

- All-Ohio Valley Conference freshman team and All-Tournament team in her first year
- OVC Player of the Year in 1989
- Lead the team in rebounds and blocks for three years, finishing with 89 career blocks
- Ranked No. 1 in made free throws
- Was second in scoring, made field goals, field goal percentage, and double-doubles
- Finished third in rebounding, blocks, and starts
- Won four OVC titles and two OVC tournament titles
- Posted an overall record of 83-32, and a dominating 47-7 mark in conference play
- Played on two NCAA tournament teams, including MT's first-ever NCAA win, a 78-77 OT thriller over host South Carolina in 1986
- Had 60 consecutive games scoring in double figures

Coach/Admin.

Diane Turnham
HOF Inductee 2012
Mt. Juliet, Tenn.

- Coached as an assistant under Larry Joe Inman, Jim Davis, and Lewis Bivens
- Spent 14 years as an assistant coach
- Saw eight teams make postseason play
- Became MT volleyball coach without any experience
- Built the volleyball program from scratch
- Coached volleyball for 10 years over a 13-year span
- Her last recruits adavanced to the NCAAs
- Rose to the level of Associate AD under Chris Masarro
- Served as interim AD on two occasions
- Is in her second year as member of the NCAA Women's Basketball Committee

30

Priscilla Robinson-Murray
HOF Inductee 2013
1991-94
5-10, Forward
Chattanooga, Tenn.



- Led the Lady Raiders' basketball squad in scoring and rebounding for all four years en route to the team's 75-37 overall record
- She was the OVC freshman of the year in 1991, player of the year in 1992, a three-time all-tournament team member and a four-time all-conference selection
- She led her Lady Raiders to an impressive 42-16 OVC record.
- At the end of her basketball career, she ranked in the Top 5 in scoring, rebounding, field goal percentage, free throw percentage, field goals made, free throws made, games started and double-figure scoring games

Coach

Larry Joe Inman
HOF Inductee 2014
Mt. Juliet, Tenn.

- Posted a 161-73 mark as Middle Tennessee's head coach from 1978 to 1986
- Third on all-time wins list at Middle Tennessee
- Teams played in four NCAA Tournaments
- Led Middle Tennessee to its first ever NCAA Tournament win in 1982-83
- Teams won five Ohio Valley Conference championships
- Three-time OVC Coach of the Year at Middle Tennessee
- Has more victories than any coach in OVC history with more than 500 to his credit
- Inducted into the OVC Hall of Fame in 2009



23

Patrice Holmes
HOF Inductee 2016
2001-05
5-9, Guard
Bishopville, S.C.

- Four-time All-Sun Belt Conference selection
- Seventh on the all-time scoring list with 1,891 points
- Led team to back-to-back NCAA Tournament appearances in 2003-04 and 2004-05
- Led team to wins in consecutive NCAA Tournaments, beating North Carolina in 2004; and N.C. State in 2005. Hit game-winning shots in each victory
- Three-time Sun Belt Conference Most Outstanding Player (2003, 04, 05)
- Two-time Sun Belt Conference Defensive Player of the Year (2003, 05)
- Regarded as one of the best all-around players in school history. In addition to being seventh on the all-time scoring list, Holmes is first all-time in steals (338), third in assists (457), sixth in rebounds (750), ninth in 3-point field goals made (177) and 10th in blocks (75)

22

Chrissy Givens
HOF Inductee 2017
2003-07
5-11, Guard
Monroe, La.

- One of three first-team All-Americans in program history, earning national acclaim from The Associated Press and United States Basketball Writers Association
- One of only two players (Krystle Horton) in school history to play in four consecutive NCAA Tournaments, winning games in three of them
- Member of the Lady Raiders' 1,000 point club (1,915)
- Lady Raiders' first WNBA draft selection in 2007
- Ranks in the top five of five different career categories: steals (4th); assists (4th), field goals made (5th), scoring (6th) and free-throws made (7th)
- Two-time Sun Belt Conference Tournament Most Outstanding Player
- Sun Belt Conference Player of the Year
- Sun Belt Conference Defensive Player of the Year
- Two-time CoSIDA Academic All-American

Coach

Rick Insell
HOF Inductee 2017
Woodbury, Tenn.

- Seven-time Hall of Fame inductee
- Lady Raiders' all-time winningest coach
- 14 consecutive postseason appearances
- Nine NCAA Tournament appearances
- 13 20-plus win seasons
- 15 conference championships (7 regular season, 8 tournament)
- Nine NCAA Tournament appearances
- Only women's basketball coach nationally to produce three consecutive NCAA scoring champions
- Has developed six All-Americans at MTSU
- Has coached five conference Players of the Year
- Has mentored 16 of the 31 players in the program's exclusive 1,000-point club
- Four WNBA Draft selections

1

Amber Holt
HOF Inductee 2018
2006-08
6-0, Forward
Duluth, Ga.

- One of three first-team All-Americans in program history, earning national acclaim from The Associated Press and United States Basketball Writers Association
- One of only two players in school history to play in four consecutive NCAA Tournaments, winning games in three of them
- Member of the Lady Raiders' 1,000 point club (1,915)
- Lady Raiders' first WNBA draft selection in 2007
- Ranks in the top five of five different career categories: steals (4th); assists (4th), field goals made (5th), scoring (6th) and free-throws made (7th)
- Two-time Sun Belt Conference Tournament Most Outstanding Player
- Sun Belt Conference Player of the Year
- Sun Belt Conference Defensive Player of the Year
- Two-time CoSIDA Academic All-American



22

Alysha Clark
HOF Inductee 2020
2008-10
5-10, Forward
Mt. Juliet, Tenn.

- Named to eight All-American teams
- Sun Belt Conference Player of the Year both seasons (2009, 10)
- Sun Belt Conference Tournament Most Outstanding Player (2009, 10)
- Nation's leading scorer in 2009-10 (28.3) and 2008-09 (27.5)
- Member of the 1,000-point club with 1,756 points in just two seasons, which ranks 10th all-time
- 17th overall selection in the 2010 WNBA Draft (San Antonio)
- Owns the top six single-game scoring marks in program history with six games of 44-plus points, including a school-record 50 points
- First on the career list for scoirng average (27.9), field goal percentage (.611), third all time for rebound average (10.7), fifth all time for free throws made (429) and fourth all time for free throw percentage (.784)
- Second on career list for consecutive double-figure scoring games (55) and second on the career list for double-doubles (37)

34

Heather Prater (Warren)
HOF Inductee 2020
1992-96
5-8, Guard
Waynesboro, Tenn.

- Led nation in 3-point field goal percentage in 1994-95 (.511)
- Lady Raider career leader in assists (605)
- Member of the Lady Raiders' 1,000 point club (1,360), which ranks 18th on the all-time scoring list
- First on the career list for 3-point percentage (.446) and fifth on the career list for 3-pointers made (224)
- Second on the career free-throw percentage list (.803)
- First and second the single-season free-throw percentage list (.875, 1995-96; .867, 1994-95)
- Two-time All-Ohio Valley Conference (1995, 96)
- All-OVC freshman team (1993)
- Second-team All-Academic, Southern District (1996)

35

Jamie Thomatis
HOF Inductee 2021
1998-2002
5-11, Forward
Destrehan, La.

- First women's basketball player to be named first-team all-conference in two different leagues (Ohio Valley, Sun Belt)
- First-team All-OVC (1999-00), First-Team All-Sun Belt (2000-01, 01-02)
- All-Sun Belt Tournament Team (2002)
- Capped her career with 1,981 points, which is currently fourth on the all-time list
- Career scoring average of 17.6 is seventh all time
- No. 1 all time for field goal and free throw percentage
- Eighth all time for career field goals (722)
- Averaged 20-plus points as a sophomore, junior and senior
- Selected to OVC All-Freshman team and named honorable mention All-OVC (1998-99)

4

Krystle Horton
HOF Inductee 2022
2003-07
6-2, Forward
Murfreesboro, Tenn.

- One of only two players (Chrissy Givens) in school history to play in four consecutive NCAA Tournaments, winning games in three of them
- Member of the 1,000-point club with 1,523 career points, placing her 11th on the all-time scoring list
- Ninth all-time for rebounding with 746 caroms
- One of only six Lady Raiders on the career Top 15 lists for both scoring and rebounding
- Listed on the Top 10 of seven all-time categories at Middle Tennessee
- Three-time All-Sun Belt Conference (2004, 06 & 07)
- The Lady Raiders were 98-32 during her career, winning three regular season conference championships and four conference tournament championships

1. Ebony Rowe (2,453 POINTS) 6-1 Forward Lexington, Ky.

Year	GP-GS	MIN	FGM-FGA	FG %	3FGM-3FGA	3FG %	FTM-FTA	FT %	OR-DR-Total	Reb. Avg.	A	TO	B	S	Points	PPG
2010	31-31	1055	208-356	.584	0-0	.000	115-199	.578	140-173-313	10.1	52	104	20	42	531	17.1
2011	33-33	1200	222-407	.545	0-0	.000	94-206	.456	189-144-333	10.1	54	106	30	79	538	16.3
2012	33-33	1295	248-461	.538	0-2	.000	154-224	.688	179-189-368	11.2	53	85	37	50	650	19.7
2013	34-34	1308	266-500	.532	7-24	.292	195-291	.670	156-240-396	11.6	81	79	23	40	734	21.6
Career	**131-131**	**4858**	**944-1724**	**.548**	**7-26**	**.269**	**558-920**	**.607**	**664-746-1410**	**10.8**	**240**	**374**	**110**	**211**	**2453**	**18.7**

2. Kim Webb (2,148 POINTS) 5-9 Guard La Vergne, Tenn.

Year	GP-GS	MIN	FGM-FGA	FG %	3FGM-3FGA	3FG %	FTM-FTA	FT %	OR-DR-Total	Reb. Avg.	A	TO	B	S	Points	PPG
1984	29-29	934	174-338	.515			97-127	.764	153	5.3	63	76	9	64	445	15.3
1985	30-30	1053	234-410	.571			75-103	.728	170	5.7	110	94	30	80	543	18.1
1986	30-30	987	228-401	.569			94-123	.764	166	5.5	123	88	11	91	550	18.3
1987	27-27	921	245-473	.518	3-13	.231	117-167	.701	93-110-203	7.5	103	62	14	59	610	22.6
Career	**116-116**	**3895**	**881-1622**	**.543**	**3-13**	**.231**	**383-520**	**.737**	**93-110-692**	**6.0**	**399**	**320**	**64**	**294**	**2148**	**18.5**

3. Priscilla Robinson (2,009 POINTS) 5-10 Forward Chattanooga, Tenn.

Year	GP-GS	MIN	FGM-FGA	FG %	3FGM-3FGA	3FG %	FTM-FTA	FT %	OR-DR-Total	Reb. Avg.	A	TO	B	S	Points	PPG
1991-92	28-24	710	178-317	.562	0-0	.000	132-174	.759	84-144-228	8.1	21	50	9	25	488	17.4
1992-93	28-26	937	210-383	.548	0-1	.000	153-207	.739	107-136-243	8.7	34	63	5	68	579	20.7
1993-94	26-20	787	177-329	.538	8-19	.421	123-155	.794	70-129-199	7.7	31	34	4	44	485	18.7
1994-95	28-28	923	168-308	.545	11-30	.367	110-142	.775	85-153-238	8.5	42	54	10	57	457	16.3
Career	**110-98**	**3357**	**733-1337**	**.548**	**19-50**	**.380**	**518-678**	**.764**	**346-562-908**	**8.3**	**128**	**201**	**28**	**194**	**2009**	**18.3**

4. Jamie Thomatis (1,971 POINTS) 5-11 Forward Destrehan, La.

Year	GP-GS	MIN	FGM-FGA	FG %	3FGM-3FGA	3FG %	FTM-FTA	FT %	OR-DR-Total	Reb. Avg.	A	TO	B	S	Points	PPG
1999	28-1	536	149-238	.626	0-2	.000	92-117	.786	52-79-131	4.7	26	45	8	29	390	13.9
2000	25-14	705	162-299	.542	13-29	.448	78-102	.765	51-101-152	6.1	59	72	14	48	415	16.6
2001	30-30	924	222-417	.532	34-76	.447	161-196	.821	73-152-225	7.5	83	104	10	56	639	21.3
2002	29-28	836	189-356	.531	30-87	.345	119-141	.844	65-113-178	6.1	76	87	15	58	527	18.2
Career	**112-73**	**3001**	**722-1310**	**.551**	**77-194**	**.397**	**450-556**	**.809**	**241-445-686**	**6.1**	**244**	**308**	**47**	**191**	**1971**	**17.6**

5. Tawanya Mucker (1,946 POINTS) 6-0 Center Macon, Ga.

Year	GP-GS	MIN	FGM-FGA	FG %	3FGM-3FGA	3FG %	FTM-FTA	FT %	OR-DR-Total	Reb. Avg.	A	TO	B	S	Points	PPG
1986	30-20	747	131-253	.518			41-81	.513	165	5.5	11	43	14	27	303	10.1
1987	27-27	861	142-307	.463	0-0	.000	68-100	.680	82-132-214	7.9	22	37	20	18	352	13.0
1988	29-29	911	265-499	.531	0-0	.000	141-201	.701	101-167-268	9.2	27	80	29	24	671	23.1
1989	27-27	861	242-418	.579	0-0	.000	136-205	.663	79-161-240	8.9	20	66	26	32	620	23.0
Career	**113-103**	**3380**	**780-1477**	**.528**	**0-0**	**.000**	**386-587**	**.658**	**262-460-887**	**7.8**	**80**	**226**	**89**	**101**	**1946**	**17.2**

6. Chrissy Givens (1,915 POINTS) 5-11 Guard Monroe, La.

Year	GP-GS	MIN	FGM-FGA	FG %	3FGM-3FGA	3FG %	FTM-FTA	FT %	OR-DR-Total	Reb. Avg.	A	TO	B	S	Points	PPG
2004	27-0	472	48-86	.558	0-1	.000	26-32	.813	16-68-84	3.1	32	52	4	23	122	4.5
2005	33-33	1099	145-295	.492	1-12	.083	67-88	.761	63-119-182	5.5	100	110	2	67	358	10.8
2006	31-31	1166	246-554	.444	46-136	.338	129-182	.709	47-169-216	7.0	150	121	7	98	667	21.5
2007	34-34	1209	301-589	.511	26-80	.325	140-186	.753	67-143-210	6.2	154	133	10	102	768	22.6
Career	**125-98**	**3946**	**740-1524**	**.486**	**73-229**	**.319**	**362-488**	**.742**	**193-499-692**	**5.5**	**436**	**416**	**23**	**290**	**1915**	**15.3**

7. Patrice Holmes (1,891 POINTS) 5-9 Guard Bishopville, S.C.

Year	GP-GS	MIN	FGM-FGA	FG %	3FGM-3FGA	3FG %	FTM-FTA	FT %	OR-DR-Total	Reb. Avg.	A	TO	B	S	Points	PPG
2002	29-29	787	142-291	.488	23-85	.271	57-73	.781	61-115-176	6.1	68	80	13	50	364	12.6
2003	30-30	1117	194-413	.470	35-136	.257	89-113	.788	71-150-221	7.4	140	137	19	92	512	17.1
2004	32-32	1131	192-432	.444	57-172	.331	61-74	.824	46-147-193	6.0	130	119	12	84	502	15.7
2005	33-33	1154	197-440	.448	62-183	.339	57-74	.770	32-128-160	4.8	119	87	31	112	513	15.5
Career	**124-124**	**4189**	**725-1576**	**.460**	**177-576**	**.307**	**264-334**	**.790**	**210-540-750**	**6.0**	**457**	**423**	**75**	**338**	**1891**	**15.3**

8. Alex Johnson (1,872 POINTS) 6-0 Forward Murfreesboro, Tenn.

Year	GP-GS	MIN	FGM-FGA	FG %	3FGM-3FGA	3FG %	FTM-FTA	FT %	OR-DR-Total	Reb. Avg.	A	TO	B	S	Points	PPG
2016	33-32	781	152-291	.522	4-16	.250	91-130	.700	55-62-117	3.5	27	72	26	35	399	12.1
2017	34-34	1065	251-467	.537	6-19	.316	179-220	.814	60-123-183	5.4	57	100	33	25	687	20.2
2018	20-16	502	87-187	.465	10-27	.370	86-117	.735	27-59-86	4.3	21	39	12	18	270	13.5
2019	34-34	1168	181-326	.555	38-100	.380	116-153	.758	59-101-160	4.7	72	74	25	41	516	15.2
Career	**121-116**	**3516**	**671-1271**	**.528**	**58-162**	**.358**	**472-620**	**.761**	**201-345-546**	**4.5**	**177**	**285**	**96**	**119**	**1872**	**15.5**

9. Jennifer McFall (1,834 POINTS) 6-0 Forward Columbia, Tenn.

Year	GP-GS	MIN	FGM-FGA	FG %	3FGM-3FGA	3FG %	FTM-FTA	FT %	OR-DR-Total	Reb. Avg.	A	TO	B	S	Points	PPG
1982	25-24	762	181-383	.473			60-99	.606	228	9.1	61	84	19	52	422	16.9
1983	31-31	1060	207-447	.463			81-119	.681	227	7.3	67	79	9	39	495	16.0
1984	29-29	983	181-388	.466			61-99	.616	209	7.2	100	110	11	58	423	14.6
1985	30-30	984	199-383	.520			96-158	.608	328	10.9	123	111	23	56	494	16.5
Career	**115-114**	**3789**	**768-1601**	**.480**			**298-475**	**.627**	**992**	**8.6**	**351**	**384**	**62**	**205**	**1834**	**15.9**

10. Alysha Clark (1,756 POINTS) 5-10 Forward Mt. Juliet, Tenn.

Year	GP-GS	MIN	FGM-FGA	FG %	3FGM-3FGA	3FG %	FTM-FTA	FT %	OR-DR-Total	Reb. Avg.	A	TO	B	S	Points	PPG
2009	34-34	1169	343-565	.607	12-29	.414	237-300	.790	167-167-334	9.8	72	133	21	72	935	27.5
2010	29-29	1019	306-498	.614	17-53	.321	192-247	.777	150-187-337	11.6	99	93	19	71	821	28.3
Career	**63-63**	**2188**	**649-1063**	**.611**	**29-82**	**.354**	**429-547**	**.784**	**317-354-671**	**10.7**	**171**	**226**	**40**	**143**	**1756**	**27.9**

11. Krystle Horton (1,523 POINTS) 6-2 Forward Murfreesboro, Tenn.

Year	GP-GS	MIN	FGM-FGA	FG %	3FGM-3FGA	3FG %	FTM-FTA	FT %	OR-DR-Total	Reb. Avg.	A	TO	B	S	Points	PPG
2004	32-31	1051	200-355	.563	1-12	.083	80-115	.696	81-101-182	5.7	38	87	13	35	481	15.0
2005	33-29	1006	158-306	.516	2-6	.333	56-104	.538	85-94-179	5.4	50	101	16	68	374	11.3
2006	30-21	881	143-274	.522	0-1	.000	70-103	.680	90-81-171	5.7	23	71	8	50	356	11.9
2007	34-31	847	130-230	.565	1-1	1.000	51-72	.708	112-102-214	6.3	60	66	14	54	312	9.2
Career	**129-112**	**3785**	**631-1165**	**.542**	**4-20**	**.200**	**257-394**	**.652**	**368-378-746**	**5.8**	**171**	**325**	**51**	**207**	**1523**	**11.8**

12. Amber Holt (1,497 POINTS) 6-0 Forward Duluth, Ga.

Year	GP-GS	MIN	FGM-FGA	FG %	3FGM-3FGA	3FG %	FTM-FTA	FT %	OR-DR-Total	Reb. Avg.	A	TO	B	S	Points	PPG
2007	34-34	1053	206-443	.465	15-51	.294	140-182	.769	93-121-214	6.3	63	64	13	92	567	16.7
2008	34-34	1244	352-680	.518	20-72	.278	206-261	.789	132-142-274	8.1	109	72	11	80	930	27.4
Career	**68-68**	**2297**	**558-1123**	**.497**	**35-123**	**.285**	**346-443**	**.781**	**225-263-488**	**7.2**	**172**	**136**	**24**	**172**	**1497**	**22.0**

T13. Sharon McClannahan (1,464 POINTS) 6-0 Center Centerville, Tenn.

Year	GP-GS	MIN	FGM-FGA	FG %	3FGM-3FGA	3FG %	FTM-FTA	FT %	OR-DR-Total	Reb. Avg.	A	TO	B	S	Points	PPG
1976	19		134-270	.496			58-89	.652	194	10.2	11	35			326	17.2
1977	24		140-262	.534			35-69	.507	155	6.5	11	32			315	13.1
1978	28		112-270	.415			36-61	.590	163	5.8	13	37			260	9.3
1979	26		222-461	.481			119-191	.623	237	9.1	19	58			563	21.7
Career	**97**		**608-1263**	**.481**			**248-410**	**.605**	**749**	**7.7**	**54**	**162**			**1464**	**15.1**

T13. Stephanie Capley (1,464 POINTS) 6-1 Forward Mt. Juliet, Tenn.

Year	GP-GS	MIN	FGM-FGA	FG %	3FGM-3FGA	3FG %	FTM-FTA	FT %	OR-DR-Total	Reb. Avg.	A	TO	B	S	Points	PPG
1988	30-30	819	145-309	.469	2-11	.182	44-73	.603	110-92-202	6.7	40	43	17	30	336	11.2
1989	27-23	772	121-246	.492	1-7	.143	59-80	.738	76-91-167	6.2	50	55	15	23	302	11.2
1990	28-26	854	162-351	.462	12-26	.462	87-111	.784	69-123-192	6.9	65	63	10	33	423	15.1
1991	28-28	874	150-330	.455	13-47	.277	90-107	.841	81-128-209	7.5	53	70	23	28	403	14.4
Career	**113-107**	**3319**	**578-1236**	**.468**	**28-91**	**.308**	**280-371**	**.755**	**336-434-770**	**6.8**	**208**	**231**	**65**	**114**	**1464**	**13.0**

15. Ty Petty (1,453 POINTS) 5-7 Guard Murfreesboro, Tenn.

0.Year	GP-GS	MIN	FGM-FGA	FG %	3FGM-3FGA	3FG %	FTM-FTA	FT %	OR-DR-Total	Reb. Avg.	A	TO	B	S	Points	PPG
2014	25-0	129	9-26	.346	8-20	.400	5-7	.714	2-11-13	0.5	10	19	0	4	31	1.2
2015	34-31	1081	149-358	.416	44-146	.301	51-81	.630	22-75-97	2.9	149	108	2	58	393	11.6
2016	33-33	1149	142-369	.385	37-140	.264	81-104	.779	24-80-104	3.2	195	119	4	62	402	12.2
2017	34-34	1301	203-477	.426	82-209	.392	139-161	.863	11-130-141	4.1	186	140	5	74	627	18.4
Career	**126-98**	**3660**	**503-1230**	**.409**	**171-515**	**.332**	**276-353**	**.782**	**59-296-355**	**2.8**	**540**	**386**	**11**	**198**	**1453**	**11.5**

16. Sherry Tucker (1,452 POINTS) 5-11 Guard Memphis, Tenn.

Year	GP-GS	MIN	FGM-FGA	FG %	3FGM-3FGA	3FG %	FTM-FTA	FT %	OR-DR-Total	Reb. Avg.	A	TO	B	S	Points	PPG
1992	28-23	759	91-227	.401	25-61	.410	49-87	.563	38-81-119	4.3	102	128	9	55	256	9.1
1993	19-8	456	77-184	.418	33-84	.393	20-32	.625	30-59-89	4.7	36	41	7	27	207	10.9
1994	27-27	846	152-360	.422	53-167	.317	49-72	.681	44-102-146	5.4	90	89	24	68	406	15.0
1995	28-28	917	221-503	.439	71-213	.333	70-100	.700	70-155-225	8.0	56	69	23	71	583	20.8
Career	**102-86**	**2978**	**541-1274**	**.425**	**182-525**	**.347**	**188-291**	**.646**	**182-397-579**	**5.7**	**284**	**327**	**63**	**221**	**1452**	**14.2**

17. Kortni Jones (1,390 POINTS) 5-9 Guard Oak Ridge, Tenn.

Year	GP-GS	MIN	FGM-FGA	FG %	3FGM-3FGA	3FG %	FTM-FTA	FT %	OR-DR-Total	Reb. Avg.	A	TO	B	S	Points	PPG
2009	30-0	226	8-34	.235	3-18	.167	13-17	.765	13-27-40	1.3	24	19	2	15	32	1.1
2010	31-27	1072	87-221	.394	55-153	.359	33-42	.786	6-71-77	2.5	159	117	7	63	262	8.5
2011	33-33	1273	186-499	.373	115-329	.350	69-99	.697	18-75-93	2.8	153	124	10	58	556	16.8
2012	33-33	1264	183-502	.365	86-267	.322	88-112	.786	22-76-98	3.0	147	122	8	62	540	16.4
Career	**127-93**	**3835**	**464-1256**	**.369**	**259-767**	**.338**	**203-270**	**.752**	**59-249-308**	**2.4**	**483**	**382**	**27**	**198**	**1390**	**10.9**

18. Heather Prater (1,360 POINTS) 5-8 Guard Waynesboro, Tenn.

Year	GP-GS	MIN	FGM-FGA	FG %	3FGM-3FGA	3FG %	FTM-FTA	FT %	OR-DR-Total	Reb. Avg.	A	TO	B	S	Points	PPG
1993	28-28	845	69-167	.413	46-90	.511	42-58	.724	22-45-67	2.4	141	96	2	40	238	8.5
1994	28-27	855	101-230	.439	58-146	.397	54-79	.684	25-51-76	2.7	144	85	4	35	314	11.2
1995	28-28	926	127-264	.481	69-135	.511	91-105	.867	29-81-110	3.9	185	86	6	43	414	14.8
1996	30-30	912	126-265	.475	51-131	.389	91-104	.875	29-93-122	4.1	135	97	8	59	394	13.1
Career	**114-113**	**3538**	**423-926**	**.457**	**224-502**	**.446**	**278-346**	**.803**	**105-270-375**	**3.3**	**605**	**364**	**20**	**177**	**1360**	**11.9**

19. Tia Stovall (1,335 POINTS) 6-0 Forward Estill Springs, Tenn.

Year	GP-GS	MIN	FGM-FGA	FG %	3FGM-3FGA	3FG %	FTM-FTA	FT %	OR-DR-Total	Reb. Avg.	A	TO	B	S	Points	PPG
2003	20-11	514	98-173	.566	0-0	.000	55-86	.640	48-71-119	6.0	36	47	21	32	251	12.6
2004	32-26	931	113-248	.456	0-3	.000	115-163	.706	59-116-175	5.5	65	111	34	42	341	10.7
2005	33-33	994	173-333	.520	0-5	.000	89-154	.578	77-111-188	5.7	58	91	23	66	435	13.2
2006	31-30	922	129-248	.520	0-0	.000	50-76	.658	74-110-184	5.9	56	73	15	49	308	9.9
Career	**116-100**	**3361**	**513-1002**	**.512**	**0-8**	**.000**	**309-479**	**.645**	**258-408-666**	**5.7**	**215**	**322**	**93**	**189**	**1335**	**11.5**

20. Icelyn Elie (1,283 POINTS) 6-1 Forward Lebanon, Tenn.

Year	GP-GS	MIN	FGM-FGA	FG %	3FGM-3FGA	3FG %	FTM-FTA	FT %	OR-DR-Total	Reb. Avg.	A	TO	B	S	Points	PPG
2009	19-0	87	14-36	.389	0-1	.000	7-11	.636	12-6-18	0.9	5	11	2	3	35	1.8
2010	31-23	721	140-281	.498	4-20	.200	53-72	.736	74-105-179	5.8	29	73	18	25	337	10.9
2011	33-32	1064	172-352	.489	14-44	.318	94-124	.758	117-146-263	8.0	43	100	18	57	452	13.7
2012	33-33	1183	182-389	.468	34-92	.370	61-80	.763	97-143-240	7.3	46	96	30	53	459	13.9
Career	**116-88**	**3055**	**508-1058**	**.480**	**52-157**	**.331**	**215-287**	**.749**	**300-400-700**	**6.0**	**123**	**280**	**68**	**138**	**1283**	**11.1**

T21. Kay Willbanks (1,236 POINTS) 6-4 Center Ringgold, Ga.

Year	GP-GS	MIN	FGM-FGA	FG %	3FGM-3FGA	3FG %	FTM-FTA	FT %	OR-DR-Total	Reb. Avg.	A	TO	B	S	Points	PPG
1984	29-3	531	98-182	.538			73-109	.670	181	6.2	1	49	36	28	269	9.3
1985	30-30	855	203-380	.534			69-112	.616	235	7.8	17	72	78	24	475	15.8
1986	29-28	655	163-316	.516			65-99	.657	204	7.0	11	47	64	37	391	13.5
1987	9-9	237	36-79	.456	0-0	.000	29-42	.640	22-45-67	7.4	3	24	13	17	101	11.2
Career	**97-70**	**2278**	**500-957**	**.522**	**0-0**	**.000**	**236-362**	**.652**	**22-45-687**	**7.1**	**32**	**192**	**191**	**106**	**1236**	**12.8**

T21. Brandi Brown (1,236 POINTS) 6-3 Forward Jamestown, Tenn.

Year	GP-GS	MIN	FGM-FGA	FG %	3FGM-3FGA	3FG %	FTM-FTA	FT %	OR-DR-Total	Reb. Avg.	A	TO	B	S	Points	PPG
2007	34-2	542	84-207	.406	62-171	.363	7-10	.700	19-45-64	1.9	40	49	23	22	237	7.0
2008	26-15	660	67-168	.399	41-119	.345	10-12	.833	25-48-73	2.8	48	33	10	20	185	7.1
2009	34-30	1100	142-315	.451	79-193	.409	42-52	.808	34-104-138	4.1	98	58	35	44	405	11.9
2010	31-31	1031	153-335	.457	75-175	.429	28-33	.848	17-95-112	3.6	77	57	35	19	409	13.2
Career	**125-78**	**3333**	**446-1025**	**.435**	**257-658**	**.391**	**87-107**	**.813**	**95-292-387**	**3.1**	**263**	**197**	**103**	**105**	**1236**	**9.9**

22. Jonelda Buck (1,233 POINTS) 6-3 Center Jamestown, Tenn.

Year	GP-GS	MIN	FGM-FGA	FG %	3FGM-3FGA	3FG %	FTM-FTA	FT %	OR-DR-Total	Reb. Avg.	A	TO	B	S	Points	PPG
1996	30-30	805	192-315	.610	1-3	.333	60-80	.750	59-109-168	5.6	18	52	35	16	445	14.8
1997	30-30	834	176-325	.542	4-10	.400	38-55	.691	43-122-165	5.5	20	62	28	17	394	13.1
1998	30-22	647	82-209	.392	14-41	.341	38-45	.844	33-88-121	4.0	26	63	31	12	216	7.2
1999	28-27	462	73-144	.507	10-26	.385	12-15	.800	14-55-69	2.5	20	37	11	9	168	6.0
Career	**118-109**	**2748**	**523-993**	**.527**	**29-80**	**.363**	**148-195**	**.759**	**149-374-523**	**4.4**	**84**	**214**	**105**	**54**	**1223**	**10.4**

23. Anastasia Hayes (1,205 POINTS) 5-7 Guard Murfreesboro, Tenn.

Year	GP-GS	MIN	FGM-FGA	FG %	3FGM-3FGA	3FG %	FTM-FTA	FT %	OR-DR-Total	Reb. Avg.	A	TO	B	S	Points	PPG
2020	29-29	1076	194-478	.406	16-68	.235	138-221	.624	36-137-173	6.0	127	123	3	54	542	18.7
2021	25-25	961	234-505	.463	26-107	.243	169-265	.638	34-102-136	5.4	128	99	7	69	663	26.5
Career	**54-54**	**2037**	**428-398**	**.435**	**42-175**	**.240**	**307-486**	**.632**	**70-239-309**	**5.7**	**255**	**222**	**10**	**123**	**1205**	**22.3**

24. Anne Marie Lanning (1,183 POINTS) 5-11 Guard Murfreesboro, Tenn.

Year	GP-GS	MIN	FGM-FGA	FG %	3FGM-3FGA	3FG %	FTM-FTA	FT %	OR-DR-Total	Reb. Avg.	A	TO	B	S	Points	PPG
2007-08	34-26	831	87-206	.422	48-115	.417	39-57	.684	35-45-80	2.4	57	33	9	41	261	7.7
2008-09	34-16	978	82-194	.423	58-145	.400	30-38	.789	37-64-101	3.0	90	64	6	38	252	7.4
2009-10	30-21	885	83-177	.469	64-137	.467	23-25	.920	26-44-70	2.3	94	50	2	24	253	8.4
2010-11	31-31	1200	129-299	.431	73-181	.403	86-101	.851	26-79-105	3.4	135	78	2	36	417	13.5
Career	**129-04**	**3894**	**381-876**	**.435**	**243-578**	**.420**	**178-221**	**.805**	**124-232-356**	**2.8**	**376**	**225**	**19**	**139**	**1183**	**9.2**

25. Holly Hoover (1,181 POINTS) 6-4 Center Ringgold, Ga.

Year	GP-GS	MIN	FGM-FGA	FG %	3FGM-3FGA	3FG %	FTM-FTA	FT %	OR-DR-Total	Reb. Avg.	A	TO	B	S	Points	PPG
1982	25-25	615	109-220	.495			85-129	.659	202	8.1	7	57	57	26	303	12.1
1983	31-31	955	203-392	.518			140-200	.700	315	10.2	17	70	74	24	546	17.6
1984	28-26	764	124-306	.405			84-135	.622	233	8.3	17	77	42	27	332	11.9
Career	**84-82**	**2334**	**436-918**	**.475**			**309-464**	**.666**	**750**	**8.9**	**41**	**204**	**173**	**77**	**1181**	**14.1**

26. Joanne Aluka (1,090 POINTS) 5-11 Forward Augusta, Ga.

Year	GP-GS	MIN	FGM-FGA	FG %	3FGM-3FGA	3FG %	FTM-FTA	FT %	OR-DR-Total	Reb. Avg.	A	TO	B	S	Points	PPG
1998	30-11	648	114-254	.449	0-0	.000	58-112	.518	83-96-179	6.0	22	63	8	22	286	9.5
2000	29-26	694	132-241	.548	0-1	.000	55-96	.573	81-103-184	6.3	28	69	3	26	319	11.0
2001	30-29	765	135-248	.544	0-1	.000	80-138	.580	84-111-195	6.5	24	78	4	31	350	11.7
2002	23-9	379	48-118	.407	1-2	.500	38-57	.667	36-50-86	3.7	21	29	5	9	135	5.9
Career	**112-75**	**2486**	**429-861**	**.498**	**1-4**	**.250**	**231-403**	**.573**	**284-360-644**	**5.8**	**95**	**239**	**20**	**88**	**1090**	**9.7**

27. Olivia Jones (1,085 POINTS) 5-10 Forward Murfreesboro, Tenn.

Year	GP-GS	MIN	FGM-FGA	FG %	3FGM-3FGA	3FG %	FTM-FTA	FT %	OR-DR-Total	Reb. Avg.	A	TO	B	S	Points	PPG
2014	34-33	1096	102-303	.337	34-167	.204	49-84	.583	95-155-250	7.4	62	65	3	76	287	8.4
2015	34-33	1276	250-607	.412	75-243	.309	98-170	.576	95-180-275	8.1	68	82	5	100	673	19.8
2016	13-13	396	45-157	.287	9-62	.145	26-41	.634	20-60-80	6.2	28	37	0	27	125	9.6
Career	**81-79**	**2768**	**397-1067**	**.372**	**118-472**	**.250**	**173-295**	**.586**	**210-395-605**	**7.5**	**158**	**184**	**8**	**203**	**1085**	**7.7**

28. Carlita Elder (1,065 POINTS) 5-8 Guard Murfreesboro, Tenn.

Year	GP-GS	MIN	FGM-FGA	FG %	3FGM-3FGA	3FG %	FTM-FTA	FT %	OR-DR-Total	Reb. Avg.	A	TO	B	S	Points	PPG
1996	29-11	606	89-184	.484	11-24	.458	64-92	.696	57-94-151	5.2	35	62	3	34	253	8.7
1997	27-21	655	97-241	.402	9-40	.225	52-88	.591	57-91-148	5.5	37	65	2	42	255	9.4
1998	30-9	642	94-231	.407	18-69	.261	85-121	.702	73-62-135	4.5	54	67	0	44	291	9.7
1999	27-24	608	86-198	.434	25-64	.391	69-96	.719	55-66-121	4.5	60	73	4	30	266	9.9
Career	**113-65**	**2511**	**366-854**	**.429**	**63-197**	**.320**	**270-397**	**.680**	**242-313-555**	**4.9**	**186**	**267**	**9**	**150**	**1065**	**9.4**

29. Chelsia Lymon (1,061 POINTS) 5-5 Guard Georgetown, Ky.

Year	GP-GS	MIN	FGM-FGA	FG %	3FGM-3FGA	3FG %	FTM-FTA	FT %	OR-DR-Total	Reb. Avg.	A	TO	B	S	Points	PPG
2007	26-2	423	47-114	.412	33-76	.434	17-24	.708	10-16-26	1.0	34	30	0	38	144	5.5
2008	34-19	894	102-273	.374	55-156	.353	61-74	.824	33-62-95	2.8	69	66	3	72	320	9.4
2009	33-32	1085	105-273	.385	46-154	.299	56-70	.800	34-92-126	3.8	115	88	1	92	312	9.5
2010	31-31	977	95-246	.386	62-167	.371	33-50	.660	35-72-107	3.5	121	73	0	95	285	9.2
Career	**124-84**	**3379**	**349-906**	**.385**	**196-553**	**.354**	**167-218**	**.766**	**112-242-354**	**2.9**	**339**	**257**	**4**	**297**	**1061**	**8.6**

30. Jessica Beaty (1,056 POINTS) 6-0 Forward Crossville, Tenn.

Year	GP-GS	MIN	FGM-FGA	FG %	3FGM-3FGA	3FG %	FTM-FTA	FT %	OR-DR-Total	Reb. Avg.	A	TO	B	S	Points	PPG
1994	16-5	276	24-79	.304	12-45	.267	31-34	.912	26-34-60	3.8	14	19	0	14	91	5.7
1995	28-28	796	114-283	.403	57-144	.396	93-121	.769	70-133-203	7.3	32	45	2	26	378	13.5
1996	17-17	460	68-160	.425	24-75	.320	55-78	.705	44-102-146	8.6	27	37	2	25	215	12.6
1997	30-30	982	108-309	.350	47-161	.292	109-140	.779	64-153-217	7.2	49	79	3	50	372	12.4
Career	**91-80**	**2514**	**314-831**	**.378**	**140-425**	**.329**	**288-373**	**.772**	**204-422-626**	**6.9**	**122**	**180**	**7**	**115**	**1056**	**11.6**

31. Jackie Pickel (1,022 POINTS) 5-10 Guard Cleveland, Tenn.

Year	GP-GS	MIN	FGM-FGA	FG %	3FGM-3FGA	3FG %	FTM-FTA	FT %	OR-DR-Total	Reb. Avg.	A	TO	B	S	Points	PPG
2007	34-0	339	55-175	.314	49-160	.306	3-8	.375	11-12-23	0.7	11	19	0	11	162	4.8
2008	34-0	423	50-167	.299	38-138	.275	3-9	.333	18-16-34	1.0	16	25	0	26	141	4.1
2009	34-34	1190	105-274	.383	78-207	.377	18-26	.692	28-49-77	2.3	83	54	5	59	306	9.0
2010	30-30	1071	156-394	.396	83-256	.324	18-23	.783	32-88-120	4.0	84	64	3	92	413	13.8
Career	**132-64**	**3023**	**366-1010**	**.362**	**248-761**	**.326**	**42-66**	**.636**	**89-165-254**	**1.9**	**194**	**162**	**8**	**188**	**1022**	**7.7**

FEMALE ATHLETE OF THE YEAR

CONFERENCE USA
Ebony Rowe 2013-14
Anastasia Hayes 2020-21

PLAYERS OF THE YEAR

CONFERENCE USA
Ebony Rowe 2013-14
Anastasia Hayes 2020-21

SUN BELT CONFERENCE
Chrissy Givens 2005-06; 06-07
Alysha Clark 2008-09; 09-10

OHIO VALLEY CONFERENCE
Jennifer McFall 1984-85
Kim Webb 1985-86
Tawanya Mucker 1988-89
Priscilla Robinson 1991-92

TENNESSEE SPORTS WRITERS ASSOCIATION
Brea Edwards 2015-16

TENNESSEE SPORTS HOF AMATEUR ATHLETE
Ebony Rowe 2013-14
Anastasia Hayes 2020-21

NEWCOMERS OF THE YEAR

CONFERENCE USA
A'Queen Hayes 2018-19
Aislynn Hayes 2019-20

SUN BELT CONFERENCE
Amber Holt 2006-07
Alysha Clark 2008-09

FRESHMAN OF THE YEAR

C-USA FRESHMAN OF THE YEAR
Olivia Jones 2013-14
Alex Johnson 2015-16
Taylor Sutton 2018-19
Aislynn Hayes 2019-20

SUN BELT CONFERENCE
Patrice Holmes 2001-02
Ebony Rowe 2010-11

OHIO VALLEY CONFERENCE
Priscilla Robinson 1990-91
Jonelda Buck 1995-96
Joanne Aluka 1997-98

DEFENSIVE PLAYER OF THE YEAR

SUN BELT CONFERENCE
Patrice Holmes 2002-03; 04-05
Keisha McClinic 2003-04
Chrissy Givens 2005-06; 06-07
Amber Holt 2007-08
Chelsia Lymon 2009-09
Jackie Pickel 2009-10

SIXTH PLAYER OF THE YEAR

CONFERENCE USA
Gabby Lyon 2016-17
Kseniya Malashka 2021-22

COACH OF THE YEAR

SUN BELT CONFERENCE
Rick Insell 2006-07
Rick Insell 2008-09
Rick Insell 2011-12

OHIO VALLEY CONFERENCE
Larry Joe Inman 1979-80
Larry Joe Inman 1982-83
Larry Joe Inman 1984-85
Lewis Bivens 1987-88

FIRST TEAM

CONFERENCE USA
Ebony Rowe 2013-14
Olivia Jones 2014-15
Brea Edwards 2015-16
Alex Johnson 2016-17
Ty Petty 2016-17
A'Queen Hayes 2018-19
Anastasia Hayes 2019-20; 20-21

SUN BELT CONFERENCE
Jamie Thomatis 2000-01; 01-02
Patrice Holmes 2001-02; 02-03; 03-04; 04-05
Krystle Horton 2003-04
Chrissy Givens 2005-06, 06-07
Amber Holt 2006-07; 07-08
Kortni Jones 2011-12
Alysha Clark 2008-09; 09-10
Brandi Brown 2009-10
Anne Marie Lanning 2010-11
Ebony Rowe 2010-11; 11-12; 12-13
Kortni Jones 2012-13

OHIO VALLEY CONFERENCE
Sharon McClanahan 1978-79
Ester Coleman 1979-80; 80-81
Robin Hendrix 1980-81
Jennifer McFall 1981-82; 82-83; 83-84; 84-85
Kim Webb 1985-87
Kay Willbanks 1985-86
Tawanya Mucker 1987-88; 88-89
Priscilla Robinson 1990-91; 92-93; 93-94
Sherry Tucker 1994-95
Heather Prater 1995-96
Jamie Thomatis 1999-00

SECOND TEAM

CONFERENCE USA
Ty Petty 2015-16
Alex Johnson 2017-18; 18-19
Charity Savage 2019-20
Aislynn Hayes 2020-21
Kseniya Malashka 2021-22
Dor Saar 2021-22
Courtney Whitson 2021-22

SUN BELT CONFERNCE
Jackie Pickel 2009-10
Icelyn Elie 2012-13

OHIO VALLEY CONFERENCE
Holly Hoover 1981-82; 83-83; 83-84
Eva Lemeh 1982-83
Kim Webb 1983-84
Alice Lawrence 1986-87
Janet Ross 1986-87
Sandy Brown 1988-89
Stephanie Capley 1989-90
Heather Prater 1994-95
Jonelda Buck 1995-96
Bama Burrell 1998-99

THIRD TEAM

SUN BELT CONFERENCE
Krystle Horton 2005-06; 06-07
Tia Stovall 2005-06
Brandi Brown 2008-09
Chelsia Lymon 2008-09

HONORABLE MENTION

SUN BELT CONFERENCE
Tia Stovall 2004-05
Krystle Horton 2004-05

OHIO VALLEY CONFERENCE
Stephanie Capley 1990-91
Michelle Jackson 1992-93
Jessica Beaty 1996-97
Jonelda Buck 1996-97
Bama Burrell 1997-98
Cortney Neeley 1997-98
Jamie Thomatis 1998-99
Joanne Aluka 1999-00

ALL DEFENSIVE TEAM

CONFERENCE USA
Ebony Rowe 2013-14
Abbey Sissom 2016-17
Alexis Whittington 2021-22

ALL FRESHMAN

CONFERENCE USA
Olivia Jones 2013-14
Alex Johnson 2015-16
Anna Jones 2017-18
Taylor Sutton 2018-19
Aislynn Hayes 2019-20
Anastasiia Boldyreva 2021-22
Jalynn Gregory 2021-22

OHIO VALLEY CONFERENCE
Ileana Portik 1978-79
Ester Coleman 1979-80
Lisa Justice 1979-80
Sherry Smith 1979-80
Cassandra Howard 1980-81
Jennifer McFall 1981-82
Kim Webb 1983-84
Kay Willbanks 1983-84
Alice Lawrence 1984-85
Tawanya Mucker 1985-86
Julie Morrison 1989-90
Kristi Brown 1989-90
Priscilla Robinson 1990-91
Sherry Tucker 1991-92
Jessica Beaty 1993-94
Natalie Sneed 1994-95
Jonelda Buck 1995-96
Cortney Neeley 1995-96
Chanda Bowman 1996-97
Joanne Aluka 1997-98
Kelly Chastain 1997-98
Jamie Thomatis 1998-99

CONFERENCE TOURNEY MVPS

CONFERENCE USA
Ebony Rowe 2013-14
Ty Petty 2015-16
Anastasia Hayes 2020-21

SUN BELT CONFERENCE
Patrice Holmes 2003-04; 04-05
Chrissy Givens 2005-06; 06-07
Alysha Clark 2008-09; 09-10
Kortni Jones 2012-13

OHIO VALLEY CONFERENCE
Holly Hoover 1982-83
Jennifer McFall 1983-84
Kim Webb 1984-85; 85-86
Bama Burrell 1997-98

ALL TOURNAMENT

CONFERENCE USA
Olivia Jones 2013-14
Ebony Rowe 2013-14
Brea Edwards 2015-16
Alex Johnson 2015-16
Ty Petty 2015-16
A'Queen Hayes 2018-19
Alex Johnson 2018-19
Anastasia Hayes 2020-21
Courtney Whitson 2020-21

SUN BELT CONFERENCE
Jamie Thomatis 2001-02
Patrice Holmes 2002-03; 03-04; 04-05
Tia Stovall 2002-03; 03-04; 04-05-05-06
Krystle Horton 2003-04, 06-07
Chrissy Givens 2004-05; 05-06; 06-07
Amber Holt 2006-07; 07-08
Brandi Brown 2008-09
Alysha Clark 2008-09; 09-10
Chelsia Lymon 2008-09
Anne Marie Lanning 2009-10
Icelyn Elie 2011-12
Kortni Jones 2011-12; 12-13
Ebony Rowe 2011-12; 12-13

OHIO VALLEY CONFERENCE
Sharon McClanahan 1978-79
Holly Hoover 1982-83
Eva Lemeh 1982-83
Jennifer McFall 1982-83; 83-84; 84-85
Kim Webb 1983-84; 84-85; 86-86; 86-87
Kay Willbanks 1984-85; 85-86
Tawanya Mucker 1985-86, 87-88; 88-89
Janet Ross 1986-87
Sandy Brown 1987-8
Stephanie Capley 1989-90, 90-91
Priscilla Robinson 1990-91, 92-93; 93-94
Sherry Tucker 1991-92, 93-94
Michelle Jackson 1992-93
Jonelda Buck 1995-96
Carlita Elder 1995-96, 97-98
Bama Burrell 1997-98

PLAYERS OF THE WEEK

USBWA NATIONAL PLAYER OF THE WEEK
Ty Petty 1/3/17
Brea Edwards 2/2/16
Cheyenne Parker 1/27/15

NCAA.COM NATIONAL PLAYER OF THE WEEK
Ebony Rowe 12/3/13
Cheyenne Parker 1/25/15
Brea Edwards 12/9/15
Brea Edwards 2/3/16
Ty Petty 1/4/17
Abbey Sissom 3/1/17
Alex Johnson 11/14/18
Anastasia Hayes 12/23/20
Anastasia Hayes 2/3/20
Kseniya Malashka 2/2/22

CSM HIGH-MAJOR NATIONAL PLAYER OF WEEK
Ebony Rowe 12/1/13
Olivia Jones 1/11/15
Cheyenne Parker 2/1/15
Brea Edwards 2/14/16
Alex Johnson 1/22/17
Charity Savage 12/30/19
Anastasia Hayes 3/2/20
Anastasia Hayes 12/21/20
Anastasia Hayes 1/4/21
Anastasia Hayes 2/2/21

CSM MID-MAJOR NATIONAL PLAYER OF WEEK
Ebony Rowe 1/1/12

CSM HIGH-MAJOR C-USA PLAYER OF WEEK
Ebony Rowe 12/1/13
Ebony Rowe 12/22/13
KeKe Stewart 1/12/14
Olivia Jones 12/28/14
Olivia Jones 1/11/15
Cheyenne Parker 1/25/15
Cheyenne Parker 2/1/15
Brea Edwards 12/6/15
Brea Edwards 12/20/15
Brea Edwards 2/14/16

Alex Johnson.....1/22/17
Ty Petty.....2/12/17
Alex Johnson.....11/12/18
A'Queen Hayes.....1/7/09
Charity Savage.....12/30/19
Anastasia Hayes.....3/2/20
Anastasia Hayes.....1/3/21
Anastasia Hayes.....1/31/21

CSM MID-MAJOR C-USA PLAYER OF WEEK
Ebony Rowe.....12/25/11
Ebony Rowe.....1/1/12
Ebony Rowe.....1/22/12
Ebony Rowe.....2/5/12
Ebony Rowe.....2/12/12
Ebony Rowe.....3/3/12
Ebony Rowe.....11/11/12
Ebony Rowe.....1/6/13
Ebony Rowe.....1/13/13
Ebony Rowe.....3/3/13

TENNESSEE SPORTS WRITERS ASSOCIATION
Ebony Rowe.....11/12/13
Ebony Rowe.....12/11/13
Ebony Rowe.....1/3/13
Ebony Rowe.....1/14/13
Ebony Rowe.....1/22/13
Ebony Rowe.....1/29/13
Ebony Rowe.....3/4/13
Ebony Rowe.....12/3/13
Ebony Rowe.....12/10/13
Ebony Rowe.....12/23/13
Ebony Rowe.....1/1/14
KeKe Stewart.....1/14/14
Ebony Rowe.....1/28/14
Ebony Rowe.....2/18/14
Cheyenne Parker.....1/26/15
Cheyenne Parker.....2/2/15
Brea Edwards.....2/2/16
Brea Edwards.....2/17/16
Ty Petty.....1/2/17
Alex Johnson.....1/24/17
Ty Petty.....2/14/17
Anastasia Hayes.....12/3/19
Charity Savage.....11/26/19
Aislynn Hayes.....2/4/20
Anastasia Hayes.....2/11/20
Anastasia Hayes.....12/15/20
Anastasia Hayes.....1/5/21
Anastasia Hayes.....2/2/21

CONFERENCE USA
Ebony Rowe.....12/2/13
Ebony Rowe.....1/6/14
Ebony Rowe.....2/17/14
Olivia Jones.....12/8/14
Olivia Jones.....12/29/14
Cheyenne Parker.....1/26/15
Cheyenne Parker.....2/2/15
Brea Edwards.....12/7/15
Brea Edwards.....12/21/15
Brea Edwards.....1/1/16
Brea Edwards.....2/15/16
Ty Petty.....1/2/17
Alex Johnson.....1/23/17
Ty Petty.....2/13/17
Alex Johnson.....11/12/18
A'Queen Hayes.....12/31/18
A'Queen Hayes.....1/14/19
Anastasia Hayes.....11/11/19
Charity Savage.....12/30/19
Anastasia Hayes.....1/13/20
Anastasia Hayes.....3/2/20
Charity Savage.....3/8/20
Anastasia Hayes.....12/14/20
Anastasia Hayes.....12/21/20
Anastasia Hayes.....1/4/21

NATIONAL AWARDS

ASSOCIATED PRESS ALL-AMERICAN
Second Team
Chrissy Givens, 2006-07
Alysha Clark, 2008-09; 09-10

Third Team
Amber Holt, 2007-08

AP HM ALL-AMERICAN
Ebony Rowe, 2012-13; 13-14

CBSSPORTS.COM ALL-AMERICAN
First Team
Amber Holt, 2007-08

Second Team
Alysha Clark, 2008-09

WBCA HM ALL-AMERICAN
Amber Holt, 2007-08
Alysha Clark, 2008-09; 09-10
Ebony Rowe, 2012-13; 13-14

USBWA ALL-AMERICAN
Chrissy Givens, 2006-07
Amber Holt, 2007-08
Alysha Clark, 2009-10

FULL COURT HM ALL-AMERICAN
Ebony Rowe, 2013-14

FULL COURT MID-MAJOR POY
Ebony Rowe, 2013-14

FULL COURT FRESHMAN ALL-AMERICAN
Ebony Rowe, 2010-11

HER HOOPS STATS FRESHMAN ALL-AMERICAN
Aislynn Hayes, 2019-20

CSM HIGH-MAJOR ALL-AMERICAN
Ebony Rowe, 2013-14
Olivia Jones, 2014-15

CSM HIGH-MAJOR PLAYER OF THE YEAR
Ebony Rowe, 2013-14

CSM MID-MAJOR PLAYER OF THE YEAR
Ebony Rowe, 2012-13

CoSIDA ACADEMIC ALL-AMERICAN
First Team
Lianne Beck, 1987-88
Chrissy Givens, 2005-06; 06-07

Second Team
Brandi Brown, 2009-10
Ebony Rowe, 2013-14

Third Team
Alysha Clark, 2009-10

CoSIDA ACADEMIC AA OF THE YEAR
Chrissy Givens, 2006-07

CoSIDA ACADEMIC ALL-DISTRICT
First Team
Chrissy Givens, 2005-06; 06-07
Brandi Brown, 2009-10
Alysha Clark, 2009-10
Ebony Rowe, 2013-14

Second Team
Heather Prater, 1995-96
Krystle Horton, 2004-05; 05-06
Brandi Brown, 2008-09

Third Team
Brandi Brown, 2007-08

LOWE'S SENIOR CLASS AWARD FINALIST
Alysha Clark, 2009-10

AT&T LONG DISTANCE AWARD
Heather Prater, 1994-95

HALL OF FAME - EDWARD A. STEITZ AWARD
Heather Prater, 1994-95

ARTHUR ASHE SPORTS SCHOLAR
Ebony Rowe, 2012-13; 13-14

Anastasia Hayes.....1/25/21
Anastasia Hayes.....2/1/21
Kseniya Malashka.....1/10/22
Kseniya Malashka.....1/31/22

SUN BELT CONFERENCE
Jamie Thomatis.....12/18/00
Jamie Thomatis.....2/5/01
Jamie Thomatis.....2/26/01
Jamie Thomatis.....12/4/01
Patrice Holmes.....1/13/03
Patrice Holmes.....2/10/03
Patrice Holmes.....11/25/03
Patrice Holmes.....12/8/03
Krystle Horton.....2/9/04
Krystle Horton.....12/28/04
Tia Stovall.....3/1/05
Chrissy Givens.....12/6/06
Chrissy Givens.....1/10/06
Chrissy Givens.....2/23/06
Amber Holt.....11/14/06
Chrissy Givens.....11/21/06
Chrissy Givens.....12/12/06
Chrissy Givens.....1/22/07
Amber Holt.....2/5/07
Amber Holt.....11/20/07
Amber Holt.....12/18/07
Amber Holt.....1/7/08
Amber Holt.....1/28/08
Amber Holt.....2/18/08
Alysha Clark.....11/25/08
Alysha Clark.....2/2/08
Alysha Clark.....1/19/09
Alysha Clark.....2/2/09
Alysha Clark.....2/16/09
Alysha Clark.....3/2/09
Alysha Clark.....11/17/09
Alysha Clark.....12/15/09
Alysha Clark.....12/22/09
Alysha Clark.....1/18/10
Alysha Clark.....2/22/10
Alysha Clark.....3/1/10
Ebony Rowe.....11/16/10
Ebony Rowe.....12/14/10
Ebony Rowe.....1/4/11
Icelyn Elie.....2/7/11
Ebony Rowe.....2/14/11
Ebony Rowe.....12/13/11
Ebony Rowe.....1/2/12
Ebony Rowe.....1/23/12
Ebony Rowe.....2/27/12
Ebony Rowe.....11/12/12
Ebony Rowe.....12/11/12
Ebony Rowe.....1/14/13

OHIO VALLEY CONFERENCE
Ester Coleman.....1/7/80
Robin Hendrix.....1/12/81
Robin Hendrix.....1/26/81
Jennifer McFall.....12/14/81
Jennifer McFall.....2/22/82
Holly Hoover.....12/21/82
Holly Hoover.....1/24/83
Holly Hoover.....1/31/83
Holly Hoover.....2/21/81
Kim Webb.....1/9/84
Kay Willbanks.....2/13/84
Kay Willbanks.....1/16/85
Jennifer McFall.....1/30/85
Kim Webb.....1/13/85
Jennifer McFall/Kim Webb.....2/20/85
Kay Willbanks.....2/11/86
Kim Webb.....1/5/87
Kim Webb.....1/27/87
Kim Webb.....2/24/87
Tawanya Mucker.....1/12/88
Tawanya Mucker.....1/26/88
Tawanya Mucker.....2/16/88
Tawanya Mucker.....1/3/89
Tawanya Mucker.....1/17/89
Tawanya Mucker.....2/13/89
Priscilla Robinson.....1/15/91
Priscilla Robinson.....12/23/91
Priscilla Robinson.....1/21/92
Heather Prater.....12/22/92
Cherrita Williams.....1/4/93
Priscilla Robinson.....2/29/93
Sherry Tucker.....12/14/93
Priscilla Robinson.....1/31/94
Maggie Cox.....2/7/94
Jessica Beaty.....12/12/94
Heather Prater.....1/2/95
Heather Prater.....2/13/95
Sherry Tucker.....2/27/95
Jessica Beaty.....12/18/95
Jonelda Buck.....1/15/96
Cortney Neeley.....2/10/97
Bama Burrell.....12/8/97
Jamie Thomatis.....2/14/00
Jamie Thomatis.....2/28/00

FRESHMEN OF THE WEEK

USBWA NATIONAL FRESHMAN OF THE WEEK
Anna Jones.....1/30/18
Taylor Sutton.....12/11/19
Aislynn Hayes.....11/26/19
Aislynn Hayes.....12/31/19
Aislynn Hayes.....2/4/20

CONFERENCE USA
Olivia Jones.....1/20/14
Olivia Jones.....2/17/14
Alex Johnson.....11/30/15
Alex Johnson.....12/7/15
Alex Johnson.....1/11/16
Alex Johnson.....1/25/16
Alex Johnson.....2/22/16
Anna Jones.....1/13/18
Anna Jones.....1/29/18
Taylor Sutton.....11/26/18
Taylor Sutton.....12/10/18
Taylor Sutton.....1/14/19
Taylor Sutton.....1/21/19
Aislynn Hayes.....11/25/19
Aislynn Hayes.....12/23/19
Aislynn Hayes.....12/30/19
Courtney Whitson.....1/20/20
Aislynn Hayes.....2/3/20
Aislynn Hayes.....2/10/20
Aislynn Hayes.....2/24/20
Aislynn Hayes.....3/2/20
Jalynn Gregory.....12/6/21
Jalynn Gregory.....12/20/21
Anastasiia Boldyreva.....1/31/22
Anastasiia Boldyreva.....2/14/22

OHIO VALLEY CONFERENCE
Ester Coleman.....1/21/80
Ester Coleman.....2/4/80
Lisa Justice.....2/25/80
Jennifer McFall.....1/11/82

Jennifer McFall 2/8/82
Jennifer McFall 2/15/82
Kim Webb 1/23/84
Kim Webb 2/27/84
Alice Lawrence 1/9/85
Alice Lawrence 1/16/85
Alice Lawrence 1/23/85
Lori Gross 12/17/85
Tawanya Mucker 2/25/86
Pippa Gipson 12/11/89
Becky Hall 1/30/90
Pippa Gibson 2/20/90
Priscilla Robinson 12/10/90
Priscilla Robinson 1/22/91
Priscilla Robinson 2/12/91
Priscilla Robinson 2/19/91
Priscilla Robinson 2/26/91
Sherry Tucker 1/28/92
Sherry Tucker 2/18/92
Jessica Beaty 1/10/94
Jonelda Buck 12/4/95
Jonelda Buck 12/18/95
Jonelda Buck 1/8/96
Carlita Elder 1/21/96
Cortney Neeley 2/19/96
Joanne Aluka 12/1/97
Kelly Chastain 1/5/98
Joanne Aluka/Kelly Chastain 2/9/98
Erica Lufkin 11/23/98
Jamie Thomatis 12/14/98
Jamie Thomatis 1/11/99
Jessica McClure 1/18/99
Jamie Thomatis 12/14/98
Jamie Thomatis 2/22/99
Mia Parviainen 12/6/99

NEWCOMER OF THE WEEK

OHIO VALLEY CONFERENCE

Julie Morrison 2/27/90
Nikki Bonner 12/9/91
Nikki Bonner 1/14/92
Nikki Bonner 2/11/92
Michelle Jackson 1/11/93
Michelle Jackson 2/24/97
Tanika Smith 2/24/97
Chrissy Davenport 12/13/99
Cyndi Ainsowrth 1/26/98
Bama Burrell 2/9/98
Bama Burrell 2/16/98

ACADEMICS

WBCA GOOD WORKS TEAM NOMINEE

Janiece Johnson 2013-14
Shanice Cason 2014-15
Caroline Warden 2015-16

NCAA POSTGRADUATE ETHNIC & MINORITY SCHOLARSHIP

Janay Brinkley 2013-14

JIM CASTAÑEDA POSTGRADUATE SCHOLARSHIP

Laken Leonard 2013-14

SUN BELT POSTGRADUATE SCHOLARSHIP

Brandi Brown 2008-09

SUN BELT LEADERSHIP TEAM

Ebony Rowe 2012-13

SUN BELT SPORTSMANSHIP AWARD

Kelly Chastain 2000-01

OVC ACADEMIC MEDAL OF HONOR

Lianne Beck 1987-88
Cyndi Ainsworth 1997-98

C-USA COMMISSIONER'S ACADEMIC MEDAL (3.75+ GPA)

Laken Leonard 2013-14
Mackenzie Sells 2013-14; 14-15
Hannah Preservati 2014-15
Abbey Sissom 2014-15, 15-16
Alex Johnson 2015-16
Jess Louro 2015-16
Jordan Majors 2015-16
Charity Savage 2016-17
Anna Jones 2017-18
Kara Meadows 2017-18
Mykia Dowdell 2018-19
Amanda Whittington 2018-19; 19-20; 20-21
Courtney Whitson 2019-20; 20-21
Susha Kozlova 2020-21
Dor Saar 2021-22
Amanda Whittington 2021-22

C-USA COMMISSIONER'S HONOR ROLL (3.25+ GPA)

Janay Brinkley 2013-14
Laken Leonard 2013-14
Lauren March 2013-14
TiAnna Porter 2013-14; 14-15; 15-16
Ebony Rowe 2013-14
MacKenzie Sells 2013-14
KeKe Stewart 2013-14
Rebecca Reuter 2014-15; 15-16; 16-17; 17-18
Caroline Warden 2014-15
Alex Johnson 2015-16; 16-17; 17-18; 18-19
Jess Louro 2015-16; 17-18; 18-19
Jordan Majors 2015-16; 16-17; 17-18; 18-19
Abbey Sissom 2014-15; 15-16; 16-17; 17-18
Charity Savage 2016-17; 17-18; 18-19; 19-20
Anna Jones 2017-18; 18-19
Kara Meadows 2017-18
Jadona Davis 2017-18
Gabby Lyon 2017-18
Taylor Sutton 2018-19; 19-20
Alexis Whittington 2018-19; 19-20
Amanda Whittington 2018-19; 19-20; 20-21
Rellah Boothe 2019-20
Kiya Turner 2019-20
Courtney Whitson 2019-20; 20-21
Jada Grannum 2020-21
Susha Kozlova 2020-21
Anabel Latorre 2020-21
Courtney Blakely 2021-22
Anastasiia Boldyreva 2021-22
Gracie Dodgen 2021-22
Jada Grannum 2021-22
Jalynn Gregory 2021-22
Alexis Whittington 2021-22
Courtney Whitson 2021-22

SUN BELT HONOR ROLL (3.0-3.49 GPA)

Kelly Chastain 2000-01
Kate Lamaster 2000-01
Keisha McClinic 2000-01; 01-02; 02-03; 03-04
Mia Parviainen 2001-02; 02-03
Melissa Weiland 2002-03
Latoya Barclay 2005-06; 06-07; 07-08
Starr Orr 2005-06
Tia Stovall 2005-06
Carden Cobb 2006-07
Chrissy Givens 2006-07
Chelsia Lymon 2006-07
Whitney Tate 2006-07
Amber Holt 2007-08
Jackie Pickel 2007-08
Abby Andrews 2008-09
Molly McFadden 2008-09, 10-11; 11-12
Tina Stewart 2008-09, 2010-11
Dana Garrett 2009-10
Anne Marie Lanning 2009-10; 10-11
Emily Queen 2009-10; 10-11
Janay Brinkley 2010-11; 11-12
Jamila Ajanaku 2011-12
Shanice Cason 2011-12
Icelyn Elie 2011-12
Laken Leonard 2011-12
Lauren March 2011-12
Ebony Rowe 2011-12
KeKe Stewart 2011-12
Janay Brinkley 2012-13
Janiece Johnson 2012-13
Stephanie Myers 2012-13
TiAnna Porter 2012-13
KeKe Stewart 2012-13
Carolina Warden 2012-13

SUN BELT COMMISSIONER'S LIST (3.5-4.0 GPA)

Christy Davenport 2000-01
Mia Parviainen 2000-01
Paula Penttila 2000-01; 01-02; 02-03
Nicole Perkins 2000-01
Jessica Schlueter 2002-03
Amber Benjamin 2003-04
Chrissy Givens 2003-04; 04-05; 05-06
Krystle Horton 2003-04; 04-05; 05-06; 06-07
Ciara Gray 2004-05
Johnna Abney 2005-06
LaCondra Mason 2005-06; 06-07
Brandi Brown 2006-07; 07-08; 08-09; 09-10
Jackie Pickel 2006-07, 2008-09; 09-10
Anne Marie Lanning 2007-08
Alysha Clark 2008-09; 09-10
Laken Leonard 2010-11
Jordyn Luffman 2010-11
Ebony Rowe 2010-11
Emily Queen 2011-12
Laken Leonard 2012-13
Lauren March 2012-13
Ebony Rowe 2012-13
MacKenzie Sells 2012-13

OHIO VALLEY COMMISSIONER'S HONOR ROLL (3.25-4.0 GPA)

Marla Davenport 1989-90
Julie Morrison 1989-90; 90-91; 91-92; 92-93
Shana Wright 1989-90; 91-92
Pippa Gibson 1990-91
Laurie Hopwood 1990-91, 91-92
Mescha Griffin 1992-93; 93-94
Michelle Jackson 1992-93
Heather Prater 1992-93; 93-94; 94-95; 95-96
Christy Smith 1992-93
Jessica Beaty 1993-94; 94-95; 95-96; 96-97
Johnna Jackson 1993-94
Angela Parkinson 1993-94
Julie Eve 1994-95; 95-96
Alice Jackson 1994-95; 95-96; 96-97
Jonelda Buck 1995-96, 97-98; 98-99
Heather Edmondson 1995-96
Kim Jackson 1995-96
Chanda Bowman 1996-97
Kathryn Francis 1996-97; 97-98
Cyndi Ainsworth 1997-98; 98-99
Bama Burrell 1997-98
Kelly Chastain 1997-98; 98-99; 99-00
Nicole Perkins 1997-98, 99-00
Christy Davenport 1998-99; 99-00
Paula Penttila 1999-00
Jamie Thomatis 1999-00

A

Johnna Abney 2005-08
Cyndi Ainsworth 1997-99
Jamila Ajanaku 2009-11
Kyla Allison 2016-18
Patricia Allen 1981-83
Joanne Aluka 1997-98, 2000-02
Patrice Amos 1976-78
Susie Anderson 1975-76
Tammy Andrew 1983-84
Bonnie Angus 1975-77, 1978-79
Sharon Armstrong 1975-77

B

Cartia Bailey 2001-04
Robbie Bailey 1977-78
Robin Baker 1979-81
Pat Bandjlich 1980-84
Latoya Barclay 2004-08
Angie Bartlett 1985-88
Jessica Beaty 1993-97
Lianne Beck 1985-89
Deborah Bell 1986-89
Carla Berry 1987-88
Amanda Bevis 1995-97
Barbara Biles 1975-77
Courtney Blakely ..... 2021-pres.
Anastasiia Boldyreva ... 2021-pres.
Nancy Bolen 1976-79
Nikki Bonner 1991-92
Rellah Boothe 2019-21
Chanda Bowman 1996-97
Lakira Boyd 2004-07
Janay Brinkley 2010-14
Brandi Brown 2006-10
Kristi Brown 1989-93
Sandy Brown 1987-89
Jonelda Buck 1995-99
Bama Burrell 1997-99
Angelique Burtts 2007-08

C

Deja Cage 2020-21
Stephanie Capley 1987-91
Karen Carter 1976-78
Linda Carter 1976-78
Sedonia Carter 1998-00
Kasey Cartwright 1990-91
Shanice Cason 2011-15
Vikki Chandler 1975-76
Kelly Chastain 1998-01
Anabel Latorre Ciria .... 2019-pres.
Alysha Clark 2008-10
Carden Cobb 2006-07
Sherry Coker 1975-76
Ester Coleman 1979-81
Katie Collier 2015-19
Kim Collier 1987-88
Dana Conner 1998-00
Shy Copney 2013-14
Yamil Cordero 2002-04
Maggie Cox 1990-94

D

Chrissy Davenport 1999-01
Marla Davenport 1986-90
Jadona Davis 2017-19
Lisa Davis 1985-86
Shawniza Davis 1984-86
Shytoria Davis 2008-09
Gracie Dodgen ..... 2021-pres.
China Dow 2013-15
Mykia Dowdell 2018-19
Pam Duff 1978-79
Lindi Dye 1979-81

E

Brea Edwards 2014-16
Lasonja Edwards 2017-19
Nikki Edwards 1994-96
Carlita Elder 1995-99
Icelyn Elie 2009-13
Courtney Erickson 1979-81
Julie Eve 1994-96

F

Tiffany Fisher 2001-03
Patty Floyd 1977-78
Kay Francis 1996-98
Kim Francis 1995-96

G

Michelle Galloway 1987-88
Dana Garrett 2008-10
Pippa Gipson 1989-91
Chrissy Givens 2003-07
Jada Grannum ..... 2020-pres.
Ciara Gray 2001-05
Kay Green 1975-77
Jalynn Gregory ..... 2021-pres.
Mescha Griffin 1992-94
Lori Gross 1985-86

H

Becky Hall 1989-90
Renee Hall 2001-02
Bobbie Kay Hamilton 1980-84
Liz Hannah 1976-78
Latonya Harris 1990-91
Sherie Harris 1990-92
Anastasia Hayes 2019-21
Aislynn Hayes 2019-21
A'Queen Hayes 2018-19
Julie Harrison 1987-89
Robin Hendrix 1980-82
Kara Hobbs 1993-94, 1995-96
Shelley Hoffman 1975-78
Patrice Holmes 2001-05
Amber Holt 2006-08
Holly Hoover 1981-84
Laurie Hopwood 1990-92
Krystle Horton 2003-07
Cassandra Howard 1980-81

J

Alice Jackson 1994-97
Amy Jackson 1985-86
Michelle Jackson 1992-94
Ditte Jakobsen 2003-05
Alex Johnson 2015-19
Janiece Johnson 2012-14
Stephanie Johnson 1975-77
Anna Jones 2017-19
Kortni Jones 2009-13
Olivia Jones 2013-16
Venetia Jones 1981-84
Jennifer Justice 2001-04
Lisa Justice 1979-81

K

Eboni Kirby 2001-04
Susha Kozlova ..... 2019-pres.

L

Kate LaMaster 2000-01
Carol Lance 1975-78
Anne Marie Lanning 2007-11
Alice Lawrence 1984-85, 1986-87
Eva Lemeh 1981-83
Laken Leonard 2010-14
Taylor Lewis 2019-21
Lynn Liggett 1974-76
Cyndi Lindley/Allen .. 1981-84, 1986-87
Sheley Locker 1997-98
Jess Louro 2015-19
Jordyn Luffman 2010-11
Erica Lufkin 1998-00
Chelsia Lymon 2006-10
Gabby Lyon 2014-18

M

Jordan Majors 2015-19
Kseniya Malashka ..... 2021-pres.
Lauren March 2010-14
Monique Martin 2004-06
LaCondra Mason 2005-07
Sharon McClanahan 1975-79
Keisha McClinic 2000-04
Jessica McClure 1998-02
Cathy McDonald 1984-86
Lee McDonald 1986-87
Molly McFadden 2008-12
Jennifer McFall 1981-85
Sherry McKinney 1977-78
Shayla Middlebrooks 2016-17
Rhonda Miller 1980-81
Cindy Moore 1978-79
Julie Morrison 1989-93
Tawanya Mucker 1985-89
Angie Mullins 1989-90
Stephanie Myers 2011-13

N

Cortney Neeley 1995-99
Sharon Nevils 1984-86
Daphne Newsom 1980-83
Libby Newton 1988-90
Sara Nuxol 2004-05

O

Starr Orr 2004-08

P

Cheyenne Parker 2014-15
Angie Parkinson 1993-94
Mia Parviainen 1999-03
Melanie Patchen 1992-96
Paula Penttila 1999-03
Nicole Perkins 1997-01
Linda Perry 1978-79
Ty Petty 2013-17
Jackie Pickel 2006-10
Brittany Pittman 2005-06
Celisa Polk 1978-80
TiAnna Porter 2013-16
Ilena Portik 1978-80
Heather Prater 1992-96

Q

Emily Queen 2007-11

R

Dymon Raynor 2009-13
Rebecca Reuter 2014-18
Kathy Riley 1976-79
Priscilla Robinson 1990-94
Janet Ross 1983-87
Denise Rousseau 1975-76
Ebony Rowe 2010-14

S

Dor Saar 2021-22
Maria Salas 1981-85
Charity Savage 2016-20
Mackenzie Sells 2012-15
Jessica Schlueter 2001-03
Tammy Scott 1983-84
Christy Scruggs 1986-90
Debbie Shipley 1978-79
Sharon Sliger 1975-76
Michelle Simmons 2000-01
Abbey Sissom 2014-18
Tricia Sisson 1989-93
Trena Smiley 1980-82
Mary Smith 1990-91
Sherry Smith 1979-83
Tanika Smith 1995-98
Natalie Sneed 1994-98
KeKe Stewart 2010-14
Tina Stewart 2008-11
Tia Stovall 2002-06
Taylor Sutton 2018-20

T

Whitney Tate 2006-07
Jennifer Taylor 1979-80
Trella Thomas 1992-96
Jamie Thomatis 1998-02
Sally Thornton 1979-80
Sherry Tucker 1991-95
Kiya Turner 2019-20

U

Kim Upchurch 1981-83

W

Thelisa Wade 1988-89
Sheila Ware 1989-90
Caroline Warden 2012-16
Michelle Wayman 1990-91
Jenne Webb 2003-05
Kim Webb 1983-87
Christy Weldon 1993-95
Courtney Whitson ..... 2019-pres.
Alexis Whittington ..... 2018-pres.
Amanda Whittington 2018-22
Kay Willbanks 1983-87
Caya Williams 2013-15
Cherrita Williams 1991-93
Gail Wilson 1975-76
Debra Winfree 1979-81
LaShonda Winfree 1998-00
Clarissa Woodard 1993-94
Josephine Wright 1978-80
Shana Wright 1988-92

Z

Jan Zitney 1975-78

All-Time Jersey Numbers

0
Julie Eve
Ciara Gray
Alex Johnson
Chelsia Lymon
Julie Morrison
LaShonda Winfree

1
Courtney Blakely
Janay Brinkley
Anastasia Hayes
A'Queen Hayes
Amber Holt
Monique Martin

2
Johnna Abney
Anastasiia Boldyreva
Janay Brinkley
Kasey Cartwright
Hannah Preservati
Taylor Sutton
Jenne Webb

3
Kyla Allison
Kate LaMaster
Taylor Lewis
Erica Lufkin
Monique Martin
LaCondra Mason
Ty Petty
Abbey Sissom
Emily Queen

4
Gracie Dodgen
Krystle Horton
Debra Winfree

5
Shanice Cason
Keisha McClinic
Abbey Sissom
Natalie Sneed
Kiya Turner

10
Deborah Bell
Teneka Burrell
Linda Carter
Kim Collier
Yamil Cordero
Jalynn Gregory
Bobby Kay Hamilton
Shayla Middlebrooks
Sara Nuxol
Paula Penttila
Ileana Portik
Ileana Portik
xMackenzie Sells
Gail Wilson
Shana Wright

11
Jamila Ajanaku
Anabel Latorre Ciria
Jadona Davis
Aislynn Hayes
Ditte Jakobsen
Jess Louro
Jessica McClure
Cheyenne Parker
Whitney Tate
Gail Wilson

12
Deborah Bell
Sherry Coker
Lisa Davis
Brea Edwards
Julie Eve
Jada Grannum
Mescha Griffin
Jennifer Justice
Jess Louro
Cortney Neeley
Starr Orr
Maria Salas
Cherrita Williams

13
Sharen Armstrong
Karyn Crabtree
Icelyn Elie
Jordan Majors
Mia Parviainen
Celisa Polk
Tricia Sisson

14
Latoya Barclay
Katie Collier
Laurie Hopwood
Libby Newton
Dymon Raynor
Sherry Smith

15
Kelly Chastain
Anabel Latorre Ciria
Carden Cobb
Carlita Elder
Mescha Griffin
Anna Jones
Lynn Liggett
Janet Ross
Dor Saar
Natalie Sneed

20
Jonelda Buck
Lori Gross
Ty Petty
Tina Stewart

21
Carla Berry
Brandi Brown
Kristi Brown
Lasonja Edwards
Kara Hobbs
Ebony Rowe
Tanika Smith
Tia Stovall

22
Pat Bandjlich
Lianne Beck
Alysha Clark
Tiffany Fisher
Chrissy Givens
Jada Grannum
Sharon McClanahan
Angie Mullins
Nicole Perkins
Rebecca Reuter
Christy Weldon

23
Abby Andrews
Angelique Burtts
Sedonia Carter
Patrice Holmes
Gabby Lyon
Lauren March
Michelle Simmons
Trella Thomas
Michelle Wayman
Alexis Whittington

24
Cartia Bailey
China Dow
Kay Francis
Kim Francis
Kortni Jones
Cathy McDonald
Rebecca Reuter
Christy Scruggs
Sherry Tucker
Alice Wallace
Amanda Whittington

25
Jonelda Buck
Pam Duff
Lindi Dye
Liz Hannah
Daphne Newsom
Kim Webb

30
Robbie Bailey
Rellah Boothe
Sandy Brown
Carlita Elder
Amy Jackson
Stephanie Johnson
Anne Marie Lanning
Rhonda Miller
Linda Perry
Priscilla Robinson
Janet Ross
Sherry Smith
Caya Williams

31
Lakira Boyd
Deka Cage
TiAnna Porter

32
Angie Bartlett
Dana Garrett
Kay Greene
Robin Hendrix
Alice Jackson
Michelle Jackson
Eboni Kirby
Susha Kozlova
Alice Lawrence
Jordyn Luffman
Debbie Shipley
Trena Smiley
Caroline Warden

33
Patricia Allen
Robin Baker
Jessica Beaty
Nikki Bonner
Stephanie Myers
Kathy Riley
Sharon Sliger
Courtney Whitson
Kay Willbanks

34
Ester Coleman
Mykia Dowdell
Renee Hall
Shelly Hoffman
Olivia Jones
Stephanie Myers
Heather Prater
Kim Upchurch

35
Vikki Chandley
Jamie Thomatis
Charity Savage

40
Tammy Andrews
Barbara Biles
Shytoria Davis
Nikki Edwards
Michelle Galloway
Becky Hall
LaTonya Harris
Cassandra Howard
Eva Lemeh
Sherry McKinney
Sharon Nevils

41
Nancy Bolen
Pippa Gipson
Venetia Jones
Tawanya Mucker
Daphne Newsom
Christy Weldon

42
Patrice Amos
Susie Anderson
Stephanie Capley
Dana Conner
Jennifer McFall
Jessica Schlueter
KeKe Stewart

43
Carol Lance
Cyndi Lindley
Kara Meadows
Cindy Moore
Brittany Pittman
Christy Scruggs
Clarissa Woodard

44
Bonnie Angus
Chanda Bowman
Shy Copney
Maggie Cox
Chrissy Davenport
Marla Davenport
Shawnzia Davis
Patty Floyd
Holly Hoover
Molly McFadden

45
Sherie Harris
Denise Rousseau

50
Cyndi Ainsworth
Julie Harrison
Janiece Johnson
Angie Parkinson
KeKe Stewart Jan Zitney

52
Joanne Aluka
Amanda Bevis
Courtney Erickson
Robin Hendrix
Laken Leonard

55
Karen Carter
Melanie Patchen

STREAKS

WINS

Long 27
Start - 11/29/06 at Tennessee Tech, 68-50
End - 3/19/07 vs. Marist, 59-73

Long Home 23
Start - 1/17/87 vs. Morehead State, 90-73
End - 1/8/89 vs. Kentucky, 66-68

Long Road 11
Start - 11/29/06 at Tennessee Tech, 68-50
End - 11/10/08 at Old Dominion, 68-76

Long Conference 24
Start - 1/12/87 at Austin Peay, 92-68
End - 2/29/88 at Murray State, 60-82

Long Home Conference 46
Start - 1/21/82 vs. Murray State, 90-67
End - 1/21/89 vs. Eastern Kentucky, 65-84

Long Road Conference 15
Start - 1/5/12 at Troy, 72-66 (OT)
End - 2/16/13 at UALR, 43-51

LOSSES

Long 7
Start - 12/1/89 vs. Eastern Illinois, 68-90
End - 1/12/90 vs. USF, 79-64

Long Home 7
Start - 1/11/97 vs. Tennessee Tech, 61-71
End - 2/22/97 vs. UT-Martin, 68-50

Long Road 7
Start - 3/17/85 at Western Kentucky, 83-90
End - 1/18/86 at Morehead State, 74-64

Long Conference 5
Start - 1/11/97 vs. Tennessee Tech, 61-71
End - 1/27/97 at UT-Martin, 76-36

Long Home Conference 7
Start - 1/11/97 vs. Tennessee Tech, 61-71
End - 2/22/97 vs. UT-Martin, 68-50

Long Road Conference 6
Start - 2/22/02 at FIU, 55-71
End - 2/6/03 at North Texas, 70-56

Worst Start 0-3 2x (1996-97; 2019-20)
+10 Games 2-9 (1989-90)

RECORDS BY CLASS

FRESHMAN

FGM ..... 208, Ebony Rowe, 2010-11
FGA ..... 414, Alice Lawrence, 1984-85
FG% ..... .626 (149-238), Jamie Thomatis, 1998-99
FTM ..... 132, Priscilla Robinson, 1990-91
FTA ..... 199, Ebony Rowe, 2010-11
FT% ..... .912 (31-34), Jessica Beaty, 1993-94
3-pt. FGM ..... 77, Johnna Abney, 2005-06
3-pt. FGA ..... 192, Jalynn Gregory, 2021-22
3-pt. FG% ..... .511 (46-90), Heather Prater, 1992-93
Points ..... 531, Ebony Rowe, 2010-11
Rebounds ..... 313, Ebony Rowe, 2010-11
Assists ..... 145, Sherry Smith, 1979-80
Steals ..... 80, Kim Webb, 1983-84
Blocks ..... 56, Anastasiia Boldyreva, 2021-22
Minutes ..... 1132:24, Jalynn Gregory, 2021-22

SOPHOMORE

FGM ..... 251, Alex Johnson, 2016-17
FGA ..... 607, Olivia Jones, 2014-15
FG% ..... .571 (234-401), Kim Webb, 1985-86
FTM ..... 179, Alex Johnson, 2016-17
FTA ..... 221, Anastasia Hayes, 2019-20
FT% ..... .955 (21-22), Daphne Newsom, 1982-83
3-pt. FGM ..... 75, O. Jones 2014-15;T. Sutton, 2019-20
3-pt. FGA ..... 243, Olivia Jones, 2014-15
3-pt. FG% ..... .403 (58-144), Johnna Abney, 2006-07
Points ..... 687, Alex Johnson, 2016-17
Rebounds ..... 355, Patrice Amos, 1977-78
Assists ..... 159, Kortni Jones, 2010-11
Steals ..... 100, Olivia Jones, 204-15
Blocks ..... 78, Kay Willbanks, 1984-85
Minutes ..... 1276, Olivia Jones, 2014-15

JUNIOR

FGM ..... 343, Alysha Clark, 2008-09
FGA ..... 565, Alysha Clark, 2008-09
FG% ..... .607 (343-565), Alysha Clark, 2008-09
FTM ..... 237, Alysha Clark, 2008-09
FTA ..... 300, Alysha Clark, 2008-09
FT% ..... .920 (23-25), Anne Marie Lanning, 2009-10
3-pt. FGM ..... 115, Kortni Jones, 2011-12
3-pt. FGA ..... 329, Kortni Jones, 2011-12
3-pt. FG% ..... .511 (69-135), Heather Prater, 1994-95
Points ..... 935, Alysha Clark, 2008-09
Rebounds ..... 448, Robin Hendrix, 1980-81
Assists ..... 195, Ty Petty, 2015-16
Steals ..... 98, Chrissy Givens, 2005-06
Blocks ..... 74, Holly Hoover, 1982-83
Minutes ..... 1345:26, Courtney Whitson, 2021-22

SENIOR

FGM ..... 352, Amber Holt, 2007-08
FGA ..... 680, Amber Holt, 2007-08
FG% ..... .614 (306-498), Alysha Clark, 2009-10
FTM ..... 206, Amber Holt, 2007-08
FTA ..... 291, Ebony Rowe, 2013-14
FT% ..... .900 (36-40), Janet Ross, 1986-87
3-pt. FGM ..... 98, Brea Edwards, 2015-16
3-pt. FGA ..... 269, Dor Saar, 2021-22
3-pt. FG% ..... .520 (53-102), Janet Ross, 1986-87
Points ..... 930, Amber Holt, 2007-08
Rebounds ..... 396, Ebony Rowe, 2013-14
Assists ..... 186, Ty Petty, 2016-17
Steals .... 112, K. McClinic, 2003-04/P. Holmes, 2004-05
Blocks ..... 88, Cheyenne Parker, 2014-15
Minutes ..... 1308, , Ebony Rowe, 2013-14

ALL-TIME BEST STARTS

Game Number	Record, Season
1	1-0, 24x, last 2021-22
2	2-0, 17x, last 2021-22
3	3-0, 10x, last 2021-22
4	4-0, 6x, last 2021-22
5	5-0, 4x, last 1995-96
6	6-0, 2x, last 1993-94
7	7-0, 1988-89
8	8-0, 1988-89
9	8-1, 3x, last 1995-96
10	9-1, 2x, last 1995-96
11	10-1, 2x, last 1995-96
12	11-1, 2x, last 1995-96
13	12-1, 2x, last 1995-96
14	13-1, 1995-96
15	14-1, 1995-96
16	15-1, 1995-96
17	16-1, 1995-96
18	17-1, 1995-96
19	17-2, 2x, last 1995-96
20	18-2, 2x, last 1995-96
21	18-3, 4x, last 2013-14
22	19-3, 3x, last 2006-07
23	20-3, 2x, last 2006-07
24	21-3, 2x, last 2006-07
25	22-3, 2006-07
26	23-3, 2006-07
27	24-3, 2006-07
28	25-3, 2006-07
29	26-3, 2006-07
30	27-3, 2006-07
31	28-3, 2006-07
32	29-3, 2006-07
33	30-3, 2006-07
34	30-4, 2006-07

OPPONENT GAME RECORDS

Points
High 108, at Georgia (12/02/85)
Low 21, Lambuth (12/10/75)

First Half Points
High 55, at Louisville (12/9/17)
Low 9, Lambuth (12/10/75)

Second Half Points
High 61, 2x, last at WKU (2/26/22)
Low 11, Vanderbilt (12/01/76)

Field Goals Made
High 43, at Memphis (01/30/78)
Low 5, Lambuth (12/10/75)

Field Goal Attempts
High 96, Union (Tenn.) (12/10/77)
Low 34, 2x, last vs. Maine (11/18/06)

Field Goal Percentage
High .649 (32-57), at Memphis (12/14/97)
Low .147 (5-34), Lambuth (12/10/75)

3-pt. Field Goals Made
High 14, at WKU (2/26/22)
Low 0, 37x, at UTSA (1/11/18)

3-pt. Field Goal Attempts
High 42, at South Alabama (01/04/09)
Low 0, 6x, last Oral Roberts (01/22/92)

3-pt. FG Percentage
(minimum eight attempts)
High .889 (8-9), Louisville (12/12/92)
Low .000, 37x, last at UTSA (1/11/18)

Free Throws Made
High 37, at Western Kentucky (12/09/85)
Low 1, Morehead State (01/23/95)

Free Throw Attempts
High 51, at Georgia (12/02/85)
Low 0, FIU (03/05/12)

Free Throw Percentage
(minimum 10 attempts)
High 1.000, 3x, last at Western Kentucky (01/24/10)
Low .222 (4-18), at Tennessee State (02/01/83)

Rebounds
High 66, Missouri (01/11/78)
Low 18, at Belmont (11/13/79)

Assists
High 31, at Tennessee Tech (02/03/90)
Low 1, 2x, last Tennessee Tech (02/05/81)

Turnovers
High 48, Maryville (12/06/76)
Low 4, at Tennessee State (02/01/83)

Blocks
High 16, at Vanderbilt (01/30/92)

Steals
High 20, Memphis (01/05/94)
Low 0, 3x, last at USF (12/18/13)

LARGEST MARGINS

In Wins...

02/03/88	at Alabama-Huntsville	73	105-32
12/06/76	Maryville	70	116-46
01/30/10	North Texas	68	119-51
12/01/76	Vanderbilt	65	91-26
02/25/85	Akron	63	108-45
12/10/75	Lambuth	62	83-21
02/15/09	North Texas	55	113-58
01/19/17	FIU	52	95-43
01/29/02	Morris Brown	51	90-39
01/19/11	Troy	51	103-52
01/07/12	Louisiana	51	104-53

In Losses...

12/9/18	at Louisville	54	26-80
12/02/85	at Georgia	50	58-108
12/29/94	vs. Mississippi	47	56-103
11/23/99	at Auburn	42	51-93
02/16/76	at Tennessee Tech	41	58-99
02/08/88	at Alabama	39	58-97
11/29/11	at Tennessee	39	43-82
12/30/02	Georgia	36	43-79
01/13/79	at Tennessee Tech	34	73-107
11/22/96	at Mississippi	34	60-94

VS. RANKED OPPONENTS

01/10/77	at Tennessee Tech	(6)	L, 67-97
02/05/77	Tennessee Tech	(6)	W, 80-78
03/02/77	vs. Tennessee	(10)	L, 66-87
01/17/78	Tennessee	(2)	L, 79-87
12/05/79	at Tennessee	(1)	L, 63-87
11/26/80	Tennessee	(4)	L, 48-63
02/27/81	Tennessee	(4)	L, 47-66
01/06/83	at Kentucky	(5)	L, 68-73
03/17/83	at Louisiana Tech	(1)	L, 59-91
12/17/83	at Mississippi	(8)	L, 72-84
01/31/85	Mississippi	(7/7)	L, 66-77
02/06/85	Louisiana Tech	(6/5)	L, 62-86
12/02/85	at Georgia	(2/2)	L, 58-108
12/09/85	at Western Kentucky	(9/8)	L, 78-103
12/21/85	at Mississippi	(8/10)	L, 80-95
03/16/86	at LSU	(9/8)	L, 65-78
12/14/86	Auburn	(4/4)	L, 62-84
01/03/87	Mississippi	(10/10)	L, 63-95
12/17/87	at Mississippi	(7/7)	L, 63-77
12/10/89	Georgia	(4/4)	L, 89-95
12/08/90	Georgia	(4/4)	L, 62-80
12/20/94	at Alabama	(5/7)	L, 70-99
12/01/96	Georgia	(2/2)	L, 70-89
03/14/98	at Duke	(8/9)	L, 67-92
01/25/01	Louisiana Tech	(8/8)	L, 57-80
02/15/01	at Louisiana Tech	(8/8)	L, 64-83
12/06/02	at Kansas State	(7/7)	L, 61-72
12/13/03	at Georgia	(10/9)	L, 50-65
11/10/06	Maryland	(1/1)	L, 80-76
11/26/06	at Tennessee	(4/4)	L, 88-64
12/07/06	at Georgia	(8/8)	W, 70-62
12/05/07	at Maryland	(3/6)	L, 69-74
12/13/07	at Tennessee	(1/1)	L, 61-84
12/28/07	LSU	(8/8)	W, 67-56
11/19/08	at Oklahoma	(2/4)	L, 65-85
12/04/08	Louisville	(13/15)	L, 44-67
12/11/08	at Tennessee	(7/10)	L, 52-81
11/15/09	at LSU	(7/15)	L, 40-61
11/25/09	Tennessee	(6/5)	L, 52-69
12/03/09	at Xavier	(9/10)	L, 63-80
12/09/10	Xavier	(4/5)	L, 52-65
12/29/10	at Kentucky	(11/11)	L, 72-81
11/13/11	at Penn State	(12/14)	L, 49-65
11/29/11	at Tennessee	(8/8)	L, 43-82
12/28/11	Kentucky	(6/6)	W, 70-58
11/28/12	at Tennessee	(16/14)	L, 81-88 (ot)
12/09/12	at Kentucky	(7/6)	L, 46-68
11/08/13	Tennessee	(4/4)	L, 56-67
11/24/13	Kentucky	(7/7)	L, 72-84
12/12/14	at Kentucky	(8/8)	L, 62-78
12/13/15	Kentucky	(8/8)	L, 52-68
03/19/16	vs. Florida State	(17/10)	L, 55-72
11/16/16	vs. Louisville	(5/8)	L, 51-63
12/09/16	at Kentucky	(15/20)	L, 48-61
12/13/16	vs. Arizona State	(23/21)	L, 48-69
12/09/17	at Louisville	(4/5)	L, 26-80
12/15/18	at Kentucky	(18/20)	L, 55-72
03/16/19	vs. Rice	(-/24)	L, 54-69
11/10/19	Kentucky	(13/16)	L, 52-67
11/30/19	vs. Gonzaga	(22/21)	L, 50-62
3/21/21	vs. Tennessee	(13/15)	L, 62-87

rankings are listed as Associated Press/Coaches polls

In-Season Tournament Results

Memphis State Invitational (Memphis, Tenn.)
02/06/76 ..... at Memphis JV ..... W, 77-35
02/06/76 ..... vs. Miss. Univ. for Women ..... L, 63-72
02/07/76 ..... vs. Murray State ..... W, 64-57
02/07/76 ..... vs. Mississippi State ..... L, 73-78

MTSU Invitational (Murfreesboro, Tenn.)
02/11/77 ..... Chattanooga ..... W, 95-73
02/11/77 ..... Murray State ..... W, 92-63

MTSU Tipoff Invitational (Murfreesboro, Tenn.)
11/18/77 ..... Mississippi State ..... W, 83-70
11/18/77 ..... Kentucky ..... L, 80-82

Blue Mountain Tourn. (Blue Mountain, Miss.)
1977-78 ..... vs. Southern Miss ..... W, 82-75 (OT)
1977-78 ..... at Blue Mountain ..... W, 76-59
1977-78 ..... vs. Berry College ..... L, 53-77

MTSU Tipoff Invitational (Murfreesboro, Tenn.)
11/17/78 ..... Kentucky ..... W, 90-87
11/18/78 ..... Memphis ..... L, 81-91

MUW Christmas Tournament (Columbus, Miss.)
12/14/78 ..... vs. Mississippi ..... L, 61-68
12/14/78 ..... vs. Utah ..... L, 74-82
12/16/78 ..... vs. Mississippi State ..... L, 0-2

OVC Tipoff Tournament (Murfreesboro, Tenn.)
12/03/79 ..... Western Kentucky ..... W, 54-49
12/04/79 ..... Morehead State ..... L, 51-58

MUW Christmas Tournament (Columbus, Miss.)
12/13/79 ..... vs. Mississippi ..... W, 69-63
12/14/79 ..... vs. Tennessee Tech ..... L, 68-71 (OT)
12/15/79 ..... vs. Central Missouri ..... L, 70-72

Northern Kentucky Invit. (Highland Heights, Ky.)
01/04/80 ..... at Northern Kentucky ..... L, 69-70
01/05/80 ..... vs. Miami (Ohio) ..... W, 73-49

MUW Christmas Tournament (Columbus, Miss.)
12/18/80 ..... vs. Clemson ..... L, 63-66
12/19/80 ..... vs. South Alabama ..... L, 50-51
12/20/80 ..... at Miss. Univ. for Women ..... W, 89-71

Hurricane Classic (Miami, Fla.)
12/28/80 ..... vs. Jackson State ..... L, 62-82
12/29/80 ..... vs. Miami (Ohio) ..... W, 78-57
12/30/80 ..... at Miami (Fla.) ..... L, 74-80

Dial Classic (Oxford, Miss.)
01/08/82 ..... at Mississippi ..... L, 66-67
01/09/82 ..... vs. South Alabama ..... W, 72-55

Lady Razorback Invitational (Fayetteville, Ark.)
02/04/83 ..... vs. Mississippi State. ..... W, 79-76 (OT)
02/05/83 ..... at Arkansas ..... L, 72-73

Dial Classic (Oxford, Miss.)
12/16/83 ..... vs. Union (Tenn.) ..... W, 74-62
12/17/83 ..... at Mississippi ..... L, 72-84

Communiplex Classic (Cincinnati, Ohio)
12/28/84 ..... vs. West Virginia ..... W, 93-67
12/29/84 ..... at Cincinnati ..... L, 91-98

Bowling Green Bank Invit. (Bowling Green, Ky.)
11/25/85 ..... vs. Oklahoma ..... L, 75-83
11/26/85 ..... vs. South Alabama ..... L, 63-79

Lady Kat Dial Classic (Lexington, Ky.)
11/29/85 ..... vs. Clemson ..... W, 90-88
11/30/85 ..... at Kentucky ..... L, 77-85

Communiplex Classic (Cincinnati, Ohio)
11/28/86 ..... vs. Northern Kentucky ..... W, 70-69
11/29/86 ..... vs. Wisconsin ..... W, 69-56

Maine Holiday Tournament (Orono, Maine)
12/27/86 ..... vs. Quinnipiac ..... W, 89-59
12/28/86 ..... at Maine ..... L, 67-75

Georgia State Invitational (Atlanta, Ga.)
11/27/87 ..... at Georgia State ..... W, 101-80
11/28/87 ..... vs. Mississippi State ..... W, 57-56

Indiana Classic (Bloomington, Ind.)
12/04/87 ..... vs. Central Michigan ..... W, 64-56
12/05/87 ..... at Indiana ..... W, 65-59

Shoney's Inn Classic (Murfreesboro, Tenn.)
12/02/88 ..... Mississippi College ..... W, 93-53
12/03/88 ..... Clemson ..... W, 69-64

Midwest Roundball Classic (Tulsa, Okla.)
12/16/88 ..... vs. UT-Arlington ..... W, 73-62
12/17/88 ..... vs. TCU ..... W, 70-53

Wagner Holiday Tournament (New York, N.Y.)
12/28/88 ..... vs. Siena ..... W, 103-62
12/29/88 ..... at Wagner ..... L, 75-80 (OT)

Nevada Tournament (Reno, Nev.)
11/24/89 ..... vs. Texas Tech ..... L, 61-76
11/25/89 ..... vs. Bucknell ..... W, 94-68
11/26/89 ..... vs. San Francisco ..... L, 57-82

Illini Classic (Champaign, Ill.)
12/01/89 ..... vs. Eastern Illinois ..... L, 68-90
12/02/89 ..... vs. Portland State ..... L, 64-69

Georgia State Tournament (Atlanta, Ga.)
11/23/90 ..... vs. UAB ..... L, 68-76
11/24/90 ..... at Georgia State ..... W, 98-94

Pizza Inn Classic (Jonesboro, Ark.)
11/30/90 ..... vs. Wichita State ..... W, 63-44
12/01/90 ..... at Arkansas State ..... L, 60-71

FIU Fun and Sun Classic (Miami, Fla.)
01/02/91 ..... vs. Mississippi ..... L, 59-78
01/03/91 ..... vs. Oklahoma State ..... L, 70-88
01/04/91 ..... vs. Brown ..... L, 73-81

Garden Plaza Classic (Murfreesboro, Tenn.)
12/06/91 ..... Western Carolina ..... W, 76-65
12/07/91 ..... Alabama ..... L, 69-101

USF Classic (San Francisco, Calif.)
12/13/91 ..... vs. San Jose State ..... W, 88-54
12/14/91 ..... at San Francisco ..... L, 54-70

Shoney's Classic (Tuscaloosa, Ala.)
12/19/91 ..... vs. Houston ..... L, 85-99
12/20/91 ..... vs. Jackson State ..... W, 76-68

Garden Plaza Classic (Murfreesboro, Tenn.)
12/11/92 ..... Troy ..... W, 88-65
12/12/92 ..... Louisville ..... L, 70-71

Wagner Holiday Tournament (New York, N.Y.)
12/28/92 ..... vs. Yale ..... W, 66-50
12/29/92 ..... at Wagner ..... W, 73-53

UTA/Marriott Classic (Arlington, Texas)
12/03/93 ..... vs. Oregon ..... W, 79-74
12/04/93 ..... at UT-Arlington ..... W, 87-66

Garden Plaza Classic (Murfreesboro, Tenn.)
12/10/93 ..... Oral Roberts ..... W, 81-55
12/11/93 ..... Southern Indiana ..... W, 94-72

Sports Belle Classic (Murfreesboro, Tenn.)
11/27/94 ..... Georgia ..... L, 71-95

Sun Bank/UCF Holiday Classic (Orlando, Fla.)
12/29/94 ..... vs. Mississippi ..... L, 56-103
12/30/94 ..... vs. Fairleigh Dickinson ..... W, 108-71
12/31/94 ..... vs. Appalachian State ..... W, 73-65

Sports Belle Classic (Murfreesboro, Tenn.)
11/24/95 ..... Mississippi ..... W, 88-86

Pepperdine Tournament (Malibu, Calif.)
12/02/95 ..... vs. Houston ..... W, 76-69
12/03/95 ..... vs. Radford ..... W, 84-73

Garden Plaza Classic (Murfreesboro, Tenn.)
12/08/95 ..... Belmont ..... W, 63-44
12/09/95 ..... Alabama ..... L, 53-68

Georgia State Tournament (Atlanta, Ga.)
12/15/95 ..... vs. Georgia Southern ..... W, 101-90
12/16/95 ..... at Georgia State ..... W, 80-64

Paradise Classic (Honolulu, Hawai'i)
12/20/96 ..... vs. Missouri ..... L, 55-61
12/21/96 ..... vs. West Virginia ..... L, 60-77
12/23/96 ..... at Hawai'i ..... L, 63-82

Las Vegas Club Shootout (Las Vegas, Nev.)
12/05/97 ..... vs. Xavier ..... L, 62-78
12/06/97 ..... at UNLV ..... W, 85-82 (OT)

Doubletree Classic (New Orleans, La.)
12/29/98 ..... vs. Maine ..... L, 78-92
12/30/98 ..... vs. Furman ..... L, 66-83

Insight.com Bowl Classic (Tucson, Ariz.)
12/10/99 ..... vs. Indiana ..... L, 68-81
12/12/99 ..... vs. Texas Southern ..... W, 76-55

UCF Classic (Orlando, Fla.)
12/21/00 ..... vs. UNC Greensboro ..... W, 69-66
12/22/00 ..... at UCF ..... W, 71-69

Wildcat Classic (Manhattan, Kan.)
12/06/02 ..... at Kansas State ..... L, 61-79
12/07/02 ..... vs. Milwaukee ..... L, 60-62

FAU Embassy Suites Classic (Boca Raton, Fla.)
11/28/03 ..... vs Manhattan ..... L, 65-70
11/29/03 ..... vs Norfolk State ..... W, 80-58

Houston Cougar Classic (Houston, Texas)
11/27/04 ..... vs. Wisconsin ..... W, 77-74
11/28/04 ..... at Houston ..... L, 56-80

UAB Blazer Tournament (Birmingham, Ala.)
11/25/05 ..... vs. Penn State ..... W, 79-65
11/26/05 ..... at UAB ..... L, 69-71

Subway Classic (Minneapolis, Minn.)
11/18/06 ..... vs. Maine ..... W, 87-60
11/19/06 ..... at Minnesota ..... W, 79-61

Preseason WNIT (Murfreesboro, Tenn./Norman, Okla.)
11/15/08 ..... Lafayette ..... W, 85-47
11/19/08 ..... at Oklahoma ..... L, 65-85
11/22/08 ..... Indiana ..... W, 65-59

UTSA Holiday Classic (San Antonio, Texas)
12/20/10 ..... vs. St. Bonaventure ..... W, 58-53
12/21/10 ..... vs. Kansas State ..... W, 63-49

Lady Lion Classic (University Park, Pa.)
11/11/11 ..... UNC Wilmington ..... W, 79-60
11/13/11 ..... at 12/14 Penn State ..... L, 49-65

Preseason WNIT (Murfreesboro, Tenn./Iowa City, Iowa)
11/09/12 ..... Kennesaw State ..... W, 87-45
11/11/12 ..... Memphis ..... W, 82-68
11/14/12 ..... at Iowa ..... L, 63-69 (ot)

Gulf Coast Showcase (Estero, Fla.)
11/29/13 ..... Southeastern Louisiana ..... W, 88-71
11/30/13 ..... Wright State ..... W, 69-62
12/1/13 ..... Mississippi State ..... W, 62-48

Nugget Classic (Reno, Nev.)
11/27/15 ..... Alabama ..... L, 46-64
11/28/15 ..... Nevada ..... W, 90-46

UTRGV Holiday Classic (Edinburg, Texas.)
12/19/17 ..... USC ..... L, 57-72
12/20/17 ..... Canisius ..... W, 55-45

UNLV Lady Rebel Roundup (Las Vegas, Nev.)
11/24/18 ..... Dartmouth ..... W, 70-58
11/25/18 ..... UNLV ..... W, 66-62

Fordham Holiday Classic (Bronx, N.Y)
12/29/18 ..... Chattanooga ..... W, 58-47
12/30/18 ..... Fordham ..... L, 49-61

Gulf Coast Showcase (Estero, Fla.)
11/29/19 ..... Auburn ..... W, 73-50
11/30/19 ..... No. 22/21 Gonzaga ..... L, 50-62
12/1/19 ..... (RV) Arizona State ..... L, 60-61

Daytona Beach Thanksgiving Invite (Daytona Beach, Fla.)
11/26/21 ..... Marquette ..... L, 55-59 (OT)
11/27/21 ..... Illinois ..... W, 62-52

Coaching History

Pat Jones
1975-76 to 1976-77

Pat Sarver
1977-78



Larry Joe Inman
1978-79 to 1985-86

Jim Davis
1986-87

Lewis Bivens
1987-88 to 1996-97

Stephany Smith
1997-98 to 2004-05

Rick Insell
2005-06 to present

Year	Coach	Overall	Pct.	Conference^	Pct.	Home	Road	Neutral	Postseason
1975-76	Pat Jones	15-9	.625	-	-	5-3	7-2	3-4	-
1976-77	Pat Jones	20-5	.800	-	-	12-1	6-3	2-1	-
	TOTALS	**35-14**	**.714**			**17-4**	**13-5**	**5-5**	
1977-78	Pat Sarver	15-13	.536	-	-	7-5	6-5	2-3	-
	TOTALS	**15-13**	**.536**						
1978-79	Larry Joe Inman	14-13	.519	6-4	.600	9-3	5-6	0-4	-
1979-80	Larry Joe Inman	23-10	.697	10-1*	.909	9-3	11-4	3-3	-
1980-81	Larry Joe Inman	16-13	.552	6-3	.667	7-4	8-4	1-5	-
1981-82	Larry Joe Inman	20-5	.800	9-3	.750	9-1	10-3	1-1	-
1982-83	Larry Joe Inman	26-5	.839	10-0*#	1.000	10-1	13-4	3-0	NCAA
1983-84	Larry Joe Inman	19-10	.655	12-2*#	.857	11-2	7-8	1-0	NCAA
1984-85	Larry Joe Inman	23-7	.767	13-1*#	.929	13-2	9-5	1-0	NCAA
1985-86	Larry Joe Inman	20-10	.667	13-1*#	.929	12-0	7-8	1-2	NCAA
	TOTALS	**161-73**	**.688**	**78-16**	**.830**				
1986-87	Jim Davis	19-8	.704	12-2*	.857	9-4	6-4	4-0	-
	TOTALS	**19-8**	**.704**	**12-2**	**.857**				
1987-88	Lewis Bivens	22-8	.733	12-2*#	.857	10-0	8-8	2-0	NCAA
1988-89	Lewis Bivens	21-6	.778	10-2*	.833	9-4	9-2	3-0	-
1989-90	Lewis Bivens	11-17	.393	7-5	.583	6-6	4-6	1-5	-
1990-91	Lewis Bivens	14-14	.500	8-4	.667	7-4	5-6	2-4	-
1991-92	Lewis Bivens	19-9	.679	10-4	.714	11-2	6-5	2-2	-
1992-93	Lewis Bivens	21-7	.750	13-3	.813	10-3	9-4	2-0	-
1993-94	Lewis Bivens	21-7	.750	11-5	.688	10-3	9-3	2-1	-
1994-95	Lewis Bivens	19-9	.679	12-4*	.750	9-3	7-4	3-2	-
1995-96	Lewis Bivens	24-6	.800	13-3*	.813	12-1	7-4	5-1	NCAA
1996-97	Lewis Bivens	10-20	.333	7-11	.389	4-8	6-9	0-3	-
	TOTALS	**182-103**	**.639**	**103-43**	**.705**				
1997-98	Stephany Smith	18-12	.600	11-7*#	.611	8-4	6-7	4-1	NCAA
1998-99	Stephany Smith	18-10	.643	14-4	.778	11-2	7-6	0-2	WNIT
1999-2000	Stephany Smith	18-11	.621	11-5	.688	11-2	6-7	1-2	-
2000-01	Stephany Smith	17-13	.567	9-7	.563	10-2	5-9	2-2	WNIT
2001-02	Stephany Smith	16-13	.552	7-7	.500	7-7	8-5	1-1	-
2002-03	Stephany Smith	18-12	.600	9-5	.643	10-3	6-7	2-1	-
2003-04	Stephany Smith	24-8	.750	10-4*#	.714	11-2	9-5	4-1	NCAA
2004-05	Stephany Smith	24-9	.727	11-3#	.786	12-2	7-6	5-1	NCAA
	TOTALS	**153-88**	**.635**	**81-42**	**.659**				
2005-06	Rick Insell	20-11	.645	10-4#	.714	15-1	4-9	1-1	NCAA
2006-07	Rick Insell	30-4	.882	18-0*#	1.000	13-2	13-1	4-1	NCAA
2007-08	Rick Insell	22-12	.647	14-4	.778	11-2	9-9	2-1	WNIT
2008-09	Rick Insell	28-6	.824	17-1*#	.944	15-1	10-5	3-0	NCAA
2009-10	Rick Insell	25-6	.806	17-1*#	.944	12-1	10-4	3-1	NCAA
2010-11	Rick Insell	23-8	.742	14-2*	.875	12-1	9-5	2-2	NCAA
2011-12	Rick Insell	26-7	.788	16-0*	1.000	13-2	10-4	3-1	NCAA
2012-13	Rick Insell	25-8	.757	17-3*#	.850	12-2	10-5	3-1	NCAA
2013-14	Rick Insell	29-5	.853	15-1*#	.938	11-2	12-2	6-1	NCAA
2014-15	Rick Insell	24-10	.706	14-4	.778	14-4	9-5	1-1	WNIT
2015-16	Rick Insell	24-9	.727	15-3	.833	11-3	9-4	4-2	NCAA
2016-17	Rick Insell	23-11	.676	15-3	.833	13-5	9-5	1-1	WNIT
2017-18	Rick Insell	18-13	.581	10-6	.625	9-4	8-7	1-2	WNIT
2018-19	Rick Insell	23-11	.676	11-5	.688	11-3	8-7	4-1	WNIT
2019-20	Rick Insell	21-9	.700	13-5	.722	12-3	8-4	1-2	CANCELLED
2020-21	Rick Insell	17-8	.680	12-4	.750	8-5	6-2	3-1	NCAA
2021-22	Rick Insell	27-8	.771	14-4	.778	16-1	9-5	2-2	WNIT
	TOTALS	**405-146**	**.735**	**245-50**	**.831**				

1975-76

No.	Name	Cl.	Pos.	Ht.	Hometown
10	Gail Wilson	FR	C	5-11	McMinnville, Tenn.
12	Sherry Coker*	SO	G	5-5	White House, Tenn.
13	Sharen Armstrong^	JR	G	5-5	Athens, Tenn.
15	Lynn Liggett	FR	G	5-5	Tullahoma, Tenn.
22	Sharon McClannahan*	FR	C	6-0	Centerville, Tenn.
30	Stephanie Johnson*	SO	F	5-10	Maryville, Tenn.
32	Kay Greene	JR	C	5-10	Etowah, Tenn.
33	Sharon Sliger	JR	G	5-5	Athens, Tenn.
34	Shelly Hoffman^	FR	G	5-7	Lebanon, Tenn.
35	Vikki Chandley	JR	F	5-8	Nashville, Tenn.
40	Barbara Biles	FR	C	5-11	McMinnville, Tenn.
42	Susie Anderson	SO	C	5-10	Westmoreland, Tenn.
43	Carol Lance	SO	C	6-0	Shelbyville, Tenn.
44	Bonnie Angus*	FR	F	5-7	Lebanon, Tenn.
45	Denise Rousseau	SO	G	5-5	Tullahoma, Tenn.
50	Jan Zitney*	SO	G	5-4	Shelbyville, Tenn.

* - primary starter; ^ - top-two reserve

1976-77

No.	Name	Cl.	Pos.	Ht.	Hometown
10	Linda Carter	JR	G	5-5	Dechard, Tenn.
13	Sharen Armstrong	SR	G	5-5	Englewood, Tenn.
22	Sharon McClannahan*	SO	C	6-0	Centerville, Tenn.
25	Liz Hannah*	JR	F	5-10	Cleveland, Tenn.
30	Stephanie Johnson	JR	F	5-10	Maryville, Tenn.
32	Kay Greene	SR	C	5-10	Etowah, Tenn.
33	Kathy Riley*	FR	F	5-8	Smyrna, Tenn.
34	Shelly Hoffman	SO	G/F	5-7	Lebanon, Tenn.
40	Barbara Biles^	SO	C	5-10	McMinnville, Tenn.
41	Nancy Bolen	FR	G	5-5	Murfreesboro, Tenn.
42	Patrice Amos^	FR	C	6-0	Franklin, Tenn.
43	Carol Lance	JR	C	6-0	McMinnville, Tenn.
44	Bonnie Angus	SO	F	5-8	Lebanon, Tenn.
50	Jan Zitney*	JR	G	5-5	Shelbyville, Tenn.
55	Karen Carter*	JR	F	5-8	Dechard, Tenn.

* - primary starter; ^ - top-two reserve

1977-78

No.	Name	Cl.	Pos.	Ht.	Hometown
10	Linda Carter*	SR	G	5-5	Dechard, Tenn.
22	Sharon McClannahan^	JR	F/C	6-0	Centerville, Tenn.
25	Liz Hannah*	SR	F	5-10	Cleveland, Tenn.
30	Robbie Bailey	FR	G	5-4	Tullahoma, Tenn.
33	Kathy Riley	SO	FR	5-9	Smyrna, Tenn.
34	Shelly Hoffman	JR	G	5-7	Lebanon, Tenn.
40	Sherry McKinney*	JR	C/F	6-3	Fayetteville, Tenn.
41	Nancy Bolen	SO	G	5-5	Murfreesboro, Tenn.
42	Patrice Amos*	SO	C/F	6-1	Franklin, Tenn.
43	Carol Lance^	SR	C/F	6-0	McMinnville, Tenn.
44	Patty Floyd	SO	F	5-7	Smyrna, Tenn.
50	Jan Zitney*	SR	G	5-5	Shelbyville, Tenn.

* - primary starter
^ - top-two reserve

1978-79

No.	Name	Cl.	Pos.	Ht.	Hometown
10	Ileana Portik*	FR	F/C	6-1	Gheorgheni, Romania
13	Celisa Polk	FR	G	5-8	Springfield, Tenn.
22	Sharon McClannahan*	SR	C	6-0	Centerville, Tenn.
25	Pam Duff*	JR	G	5-6	Rockwood, Tenn.
30	Linda Perry*	JR	G	5-7	Hermitage, Tenn.
32	Debbie Shipley^	JR	F	5-9	Sale Creek, Tenn.
41	Nancy Bolen	JR	G	5-5	Murfreesboro, Tenn.
42	Josephine Wright^	SR	G	5-5	Nashville, Tenn.
43	Cindy Moore*	JR	F	5-10	Chattanooga, Tenn.

* - primary starter
^ - top-two reserve

1979-80

No.	Name	Cl.	Pos.	Ht.	Hometown
10	Ileana Portik*	SO	C	6-1	Bucharest, Romania
13	Celisa Polk	SO	G/F	5-8	Springfield, Tenn.
14	Sherry Smith*	FR	G/F	5-7	Bethel Springs, Tenn.
25	Lindi Dye*	FR	C	6-0	Kennesaw, Ga.
33	Robin Baker^	FR	F/C	5-11	Bolivar, Tenn.
34	Ester Coleman*	FR	F	5-9	Humboldt, Tenn.
40	Jennifer Taylor	FR	F/G	5-10	Jonesboro, Tenn.
42	Josephine Wright*	SR	G	5-5	Nashville, Tenn.
43	Courtney Erickson	FR	F	5-9	Murfreesboro, Tenn.
44	Debra Winfree	FR	F/G	5-9	Savannah, Tenn.
55	Lisa Justice^	FR	C	6-0	Oliver Springs, Tenn.

* - primary starter
^ - top-two reserve

1980-81

No.	Name	Cl.	Pos.	Ht.	Hometown
10	Bobbie Kay Hamilton	FR	G	5-7	Savannah, Tenn.
13	Sherry Smith*	SO	G	5-7	Bethel Springs, Tenn.
22	Pat Bandjlich^	FR	F/C	6-0	Bridgewater, N.J.
25	Lindi Dye*	SO	F/C	6-0	Kennesaw, Ga.
30	Rhonda Miller	FR	F/C	6-0	Soddy Daisy, Tenn.
32	Trena Smiley	FR	G	5-7	Ridgetop, Tenn.
33	Robin Baker	SO	F	5-11	Bolivar, Tenn.
34	Ester Coleman*	SO	F	5-9	Humboldt, Tenn.
40	Cassandra Howard*	FR	F	5-9	Henderson, Tenn.
41	Daphne Newsom^	FR	G/F	5-9	Fayetteville, Tenn.
42	Robin Hendrix*	JR	C	6-3	Kokomo, Ind.
43	Courtney Erickson	SO	F	5-9	Murfreesboro, Tenn.
44	Debra Winfree	SO	G/F	5-9	Paragould, Ark.

* - primary starter; ^ - top-two reserve

1981-82

No.	Name	Cl.	Pos.	Ht.	Hometown
10	Bobbie Kay Hamilton	SO	G	5-7	Savannah, Tenn.
12	Maria Salas	FR	G	5-6	Chattanooga, Tenn.
22	Pat Bandjlich	SO	F/C	6-0	Bridgewater, N.J.
25	Daphne Newsom^	SO	G/F	5-9	Shelbyville, Tenn.
30	Sherry Smith*	JR	G	5-7	Bethel Springs, Tenn.
32	Trena Smiley	SO	G	5-7	Ridgetop, Tenn.
34	Kim Upchurch	JR	G/F	5-10	Allardt, Tenn.
40	Eva Lemeh*	JR	G	5-8	Nashville, Tenn.
41	Venetia Jones^	FR	F/C	6-0	Winchester, Tenn.
42	Jennifer McFall*	FR	F/C	6-0	Columbia, Tenn.
43	Cyndi Lindley	FR	C	6-2	Haleyville, Ala.
44	Holly Hoover*	SO	C	6-2	Ringgold, Ga.
52	Robin Hendrix*	SR	C	6-3	Kokomo, Ind.

* - primary starter; ^ - top-two reserve

1982-83

No.	Name	Cl.	Pos.	Ht.	Hometown
10	Bobbie Kay Hamilton	JR	G	5-7	Savannah, Tenn.
12	Maria Salas	SO	G	5-6	Chattanooga, Tenn.
22	Pat Bandjlich	JR	F/C	6-1	Bridgewater, N.J.
30	Sherry Smith*	SR	G	5-7	Bethel Springs, Tenn.
33	Patricia Allen^	SR	G/F	5-7	Atlanta, Ga.
40	Eva Lemeh*	SR	G	5-8	Nashville, Tenn.
41	Venetia Jones^	FR	F/C	6-0	Winchester, Tenn.
42	Jennifer McFall*	SO	F/C	6-0	Columbia, Tenn.
43	Cyndi Lindley*	SO	C	6-2	Haleyville, Ala.
44	Holly Hoover*	JR	C	6-4	Ringgold, Ga.

* - primary starter
^ - top-two reserve

1983-84

No.	Name	Cl.	Pos.	Ht.	Hometown
10	Bobbie Kay Hamilton*	SR	G	5-7	Savannah, Tenn.
12	Maria Salas^	JR	G	5-6	Chattanooga, Tenn.
22	Pat Bandjlich	SR	F/C	6-1	Bridgewater, N.J.
25	Kim Webb*	FR	G/F	5-9	La Vergne, Tenn.
30	Janet Ross	FR	G	5-6	Adamsville, Tenn.
33	Kay Willbanks^	FR	F/C	6-4	Ringgold, Ga.
40	Tammy Andrews	FR	G	5-6	Franklin, Tenn.
41	Venetia Jones	JR	F/C	6-0	Winchester, Tenn.
42	Jennifer McFall*	JR	F/C	6-0	Columbia, Tenn.
43	Cyndi Allen*	JR	F/C	6-2	Haleyville, Ala.
44	Holly Hoover*	SR	C	6-4	Ringgold, Ga.

* - primary starter
^ - top-two reserve

1984-85

No.	Name	Cl.	Pos.	Ht.	Hometown
12	Maria Salas	SR	G	5-6	Chattanooga, Tenn.
15	Janet Ross*	SO	G	5-6	Adamsville, Tenn.
24	Cathy McDonald^	FR	G/F	6-1	Tullahoma, Tenn.
25	Kim Webb*	SO	G/F	5-9	La Vergne, Tenn.
32	Alice Lawrence*	FR	G	5-8	Murfreesboro, Tenn.
33	Kay Willbanks*	SO	F/C	6-4	Ringgold, Ga.
40	Sharon Nevils	FR	G/F	6-0	Franklin, Tenn.
42	Jennifer McFall*	SR	F/C	6-0	Columbia, Tenn.
44	Shawnzia Davis^	FR	G/F	6-0	Macon, Ga.

* - primary starter
^ - top-two reserve

1985-86

No.	Name	Cl.	Pos.	Ht.	Hometown
12	Lisa Davis	FR	G	5-5	Nashville, Tenn.
15	Janet Ross*	JR	G	5-6	Adamsville, Tenn.
20	Lori Gross*	SO	G	5-6	Mt. Juliet, Tenn.
22	Lianne Beck	FR	F/G	5-11	Ft. Knox, Ky.
24	Cathy McDonald	SO	G/F	6-1	Tullahoma, Tenn.
25	Kim Webb*	JR	G/F	5-9	La Vergne, Tenn.
30	Amy Jackson	FR	F	6-0	Union City, Tenn.
32	Angie Bartlett	FR	F	5-11	Celina, Tenn.
33	Kay Willbanks*	JR	F/C	6-4	Ringgold, Ga.
40	Sharon Nevils^	SO	G/F	6-0	Franklin, Tenn.
41	Tawanya Mucker*	FR	F	6-0	Macon, Ga.
43	Cyndi Lindley^	SR	F/C	6-2	Haleyville, Tenn.
44	Shawnzia Davis	JR	G/F	6-0	Macon, Ga.

* - primary starter; ^ - top-two reserve

1986-87

No.	Name	Cl.	Pos.	Ht.	Hometown
15	Janet Ross*	SR	G	5-6	Adamsville, Tenn.
22	Lianne Beck*	SO	F/G	5-11	Ft. Knox, Ky.
24	Alice Lawrence*	SO	G	5-8	Murfreesboro, Tenn.
25	Kim Webb*	SR	G/F	5-9	La Vergne, Tenn.
32	Angie Bartlett^	SO	F	5-11	Celina, Tenn.
41	Tawanya Mucker*	SO	F	6-0	Macon, Ga.
43	Christy Scruggs	FR	G	5-6	Murfreesboro, Tenn.
44	Marla Davenport^	FR	C	6-1	Morrison, Tenn.

* - primary starter
^ - top-two reserve

1987-88

No.	Name	Cl.	Pos.	Ht.	Hometown
10	Kim Collier*	FR	G	5-8	Ten Mile, Tenn.
12	Deborah Bell	FR	F/C	6-0	Ashland City, Tenn.
21	Carla Berry	FR	G	5-6	Decatur, Ala.
22	Lianne Beck*	JR	F/G	5-11	Ft. Knox, Ky.
24	Christy Scruggs^	SO	G	5-6	Murfreesboro, Tenn.
30	Sandy Brown*	JR	G	5-6	Morristown, Tenn.
32	Angie Bartlett	JR	F	5-11	Celina, Tenn.
40	Michelle Galloway	SO	G/F	5-8	Knoxville, Tenn.
41	Tawanya Mucker*	JR	C/F	6-0	Macon, Ga.
42	Stephanie Capley*	FR	F	6-1	Mt. Juliet, Tenn.
44	Marla Davenport	SO	C	6-1	Morrison, Tenn.
50	Julie Harrison^	FR	F	6-0	Buford, Ga.

* - primary starter
^ - top-two reserve

1988-89

No.	Name	Cl.	Pos.	Ht.	Hometown
10	Shana Wright	FR	G	5-9	Kingsport, Tenn.
12	Deborah Bell	SO	F/C	6-0	Ashland City, Tenn.
14	Libby Newton^	FR	G	5-6	Macon, Ga.
22	Lianne Beck*	SR	F/G	5-11	Ft. Knox, Ky.
24	Christy Scruggs*	JR	G	5-6	Murfreesboro, Tenn.
30	Sandy Brown*	SR	G	5-6	Morristown, Tenn.
41	Tawanya Mucker*	SR	C/F	6-0	Macon, Ga.
42	Stephanie Capley*	SO	F	6-1	Mt. Juliet, Tenn.
44	Marla Davenport	JR	C	6-1	Morrison, Tenn.
50	Julie Harrison^	SO	F	6-0	Buford, Ga.

* - primary starter
^ - top-two reserve

1989-90

No.	Name	Cl.	Pos.	Ht.	Hometown
00	Julie Morrison*	FR	G	5-8	Florence, Ky.
10	Shana Wright^	SO	G	5-9	Kingsport, Tenn.
13	Tricia Sisson	FR	G	5-9	Franklin, Tenn.
14	Libby Newton	SO	G	5-6	Macon, Ga.
21	Kristi Brown^	FR	G	5-7	Murfreesboro, Tenn.
22	Angie Mullins	FR	G	5-8	Shelbyville, Tenn.
24	Christy Scruggs*	SR	G	5-6	Murfreesboro, Tenn.
40	Becky Hall*	JR	C	6-4	Lookout Mountain., Ga.
41	Pippa Gipson*	JR	F	5-9	Centerville, Tenn.
42	Stephanie Capley*	JR	F	6-1	Mt. Juliet, Tenn.
44	Marla Davenport	SR	C	6-1	Morrison, Tenn.

* - primary starter
^ - top-two reserve

1990-91

No.	Name	Cl.	Pos.	Ht.	Hometown
00	Julie Morrison*	SO	G	5-8	Florence, Ky.
2	Kasey Cartwright	FR	G	5-8	Shelbyville, Tenn.
10	Shana Wright*	JR	G	5-9	Kingsport, Tenn.
13	Tricia Sisson	SO	G	5-9	Franklin, Tenn.
14	Laurie Hopwood	JR	G	5-5	Madison, Tenn.
21	Kristi Brown^	SO	G	5-7	Murfreesboro, Tenn.
23	Michelle Wayman	JR	C	6-3	Belleville, Ill.
30	Priscilla Robinson*	FR	F	5-11	Chattanooga, Tenn.
40	LaTonya Harris*	JR	F	5-10	Centerville, Ill.
41	Pippa Gipson^	SR	F	5-9	Centerville, Tenn.
42	Stephanie Capley*	SR	F	6-1	Mt. Juliet, Tenn.
44	Maggie Cox	FR	F	6-0	Stanford, Ky.
45	Sherie Harris	JR	C	6-2	Memphis, Tenn.

* - primary starter; ^ - top-two reserve

1991-92

No.	Name	Cl.	Pos.	Ht.	Hometown
00	Julie Morrison	JR	G	5-8	Florence, Ky.
10	Shana Wright*	SR	G	5-8	Kingsport, Tenn.
12	Cherrita Williams^	JR	G	5-9	Memphis, Tenn.
13	Tricia Sisson	JR	G	5-8	Franklin, Tenn.
14	Laurie Hopwood	SR	G	5-3	Madison, Tenn.
21	Kristi Brown^	JR	G	5-8	Murfreesboro, Tenn.
24	Sherry Tucker*	FR	G/F	5-11	Memphis, Tenn.
30	Priscilla Robinson*	SO	F	5-10	Chattanooga, Tenn.
33	Nikki Bonner*	SO	C/F	6-0	Chattanooga, Tenn.
44	Maggie Cox*	SO	G/F	5-11	Stanford, Ky.
45	Sherie Harris	SR	C	6-2	Memphis, Tenn.

* - primary starter
^ - top-two reserve

1992-93

No.	Name	Cl.	Pos.	Ht.	Hometown
00	Julie Morrison*	SR	G	5-8	Florence, Ky.
12	Cherrita Williams*	SR	G/F	5-9	Memphis, Tenn.
13	Tricia Sisson	SR	G	5-8	Franklin, Tenn.
15	Mescha Griffin	JR	G/F	5-9	Watertown, Tenn.
21	Kristi Brown	SR	G	5-8	Murfreesboro, Tenn.
23	Trella Thomas	FR	G	5-5	Dyersburg, Tenn.
24	Sherry Tucker^	SO	G	5-11	Memphis, Tenn.
30	Priscilla Robinson*	JR	F	5-10	Chattanooga, Tenn.
32	Michelle Jackson*	JR	G/F	5-10	Crossville, Tenn.
34	Heather Prater*	FR	G	5-8	Waynesboro, Tenn.
44	Maggie Cox^	JR	G/F	5-11	Stanford, Ky.
55	Melanie Patchen	FR	F	6-0	Lebanon, Tenn.

* - primary starter; ^ - top-two reserve

1993-94

No.	Name	Cl.	Pos.	Ht.	Hometown
12	Mescha Griffin	SR	G/F	5-9	Watertown, Tenn.
21	Kara Hobbs	FR	G	6-1	Bon Aqua, Tenn.
22	Christy Weldon	FR	F	5-10	Murfreesboro, Tenn.
23	Trella Thomas	SO	G	5-5	Dyersburg, Tenn.
24	Sherry Tucker*	JR	G	5-11	Memphis, Tenn.
30	Priscilla Robinson*	SR	F	5-10	Chattanooga, Tenn.
32	Michelle Jackson^	SR	F	5-10	Crossville, Tenn.
33	Jessica Beaty	FR	F	6-0	Crossville, Tenn.
34	Heather Prater*	SO	G	5-8	Waynesboro, Tenn.
43	Clarissa Woodard^	FR	C	6-0	Lyles, Tenn.
44	Maggie Cox*	SR	F	5-11	Hustonville, Ky.
50	Angie Parkinson	FR	C	6-0	Hendersonville, Tenn.
55	Melanie Patchen*	SO	F/C	6-0	Lebanon, Tenn.

* - primary starter; ^ - top-two reserve

1994-95

No.	Name	Cl.	Pos.	Ht.	Hometown
12	Julie Eve	FR	F	6-0	Cleveland, Tenn.
15	Natalie Sneed^	FR	G	5-9	Millington, Tenn.
23	Trella Thomas*	JR	G	5-5	Dyersburg, Tenn.
24	Sherry Tucker*	SR	G	5-11	Memphis, Tenn.
32	Alice Jackson	FR	F	5-10	Paris, Tenn.
33	Jessica Beaty*	SO	F	6-0	Crossville, Tenn.
34	Heather Prater*	JR	G	5-8	Waynesboro, Tenn.
40	Nikki Edwards^	JR	C	5-11	Cincinnati, Ohio
41	Christy Weldon	SO	F	5-10	Murfreesboro, Tenn.
55	Melanie Patchen*	JR	F/C	6-0	Lebanon, Tenn.

* - primary starter
^ - top-two reserve

1995-96

No.	Name	Cl.	Pos.	Ht.	Hometown
5	Natalie Sneed*	SO	G	5-9	Millington, Tenn.
12	Cortney Neely^	FR	G	5-8	Union City, Tenn.
15	Carlita Elder^	FR	G	5-6	Murfreesboro, Tenn.
21	Kara Hobbs	SO	G/F	6-1	Bon Aqua, Tenn.
23	Trella Thomas*	SR	G	5-5	Dyersburg, Tenn.
24	Kim Francis	SR	G	5-7	Murfreesboro, Tenn.
25	Jonelda Buck*	FR	F/C	6-2	Jamestown, Tenn.
32	Alice Jackson	SO	F	5-10	Paris, Tenn.
33	Jessica Beaty*	JR	F	6-0	Crossville, Tenn.
34	Heather Prater*	SR	G	5-8	Waynesboro, Tenn.
40	Nikki Edwards	SR	C	5-11	Cincinnati, Ohio
52	Amanda Bevis	JR	C	6-1	Waynesboro, Tenn.
55	Melanie Patchen	SR	F/C	6-0	Lebanon, Tenn.

* - primary starter; ^ - top-two reserve

1996-97

No.	Name	Cl.	Pos.	Ht.	Hometown
5	Natalie Sneed*	JR	G	5-9	Millington, Tenn.
12	Cortney Neely*	SO	G	5-6	Union City, Tenn.
20	Jonelda Buck*	SO	C	6-2	Jamestown, Tenn.
21	Tanika Smith^	JR	G	5-8	Knoxville, Tenn.
24	Kay Francis	FR	G	5-7	Murfreesboro, Tenn.
30	Carlita Elder*	SO	G	5-6	Murfreesboro, Tenn.
32	Alice Jackson	JR	F	5-10	Paris, Tenn.
33	Jessica Beaty*	SR	F	6-0	Crossville, Tenn.
44	Chanda Bowman^	FR	F	6-0	Greenville, Tenn.
52	Amanda Bevis	SR	C	6-1	Waynesboro, Tenn.

* - primary starter
^ - top-two reserve

1997-98

No.	Name	Cl.	Pos.	Ht.	Hometown
5	Natalie Sneed*	SR	G	5-9	Millington, Tenn.
10	Bama Burrell*	JR	F	5-11	Athens, Ala.
12	Cortney Neely*	JR	G	5-6	Troy, Tenn.
15	Kelly Chastain	FR	G	5-11	Lakeland, Fla.
20	Jonelda Buck*	JR	C	6-3	Jamestown, Tenn.
21	Tanika Smith*	SR	G	5-8	Knoxville, Tenn.
22	Nicole Perkins	FR	G	5-9	Carson, Calif.
24	Kay Francis	SO	G	5-7	Murfreesboro, Tenn.
30	Carlita Elder^	JR	G	5-6	Murfreesboro, Tenn.
50	Cyndi Ainsworth	JR	F	5-9	Spring City, Tenn.
52	Joanne Aluka^	FR	F	5-11	Augusta, Ga.

* - primary starter
^ - top-two reserve

1998-99

No.	Name	Cl.	Pos.	Ht.	Hometown
00	LaShonda Winfree	FR	C	6-3	Gordonsville, Tenn.
3	Erica Lufkin^	FR	G	5-8	Murfreesboro, Tenn.
10	Bama Burrell*	SR	F	5-11	Athens, Ala.
11	Jessica McClure	FR	G	5-6	Paris, Tenn.
12	Cortney Neely*	SR	G	5-6	Troy, Tenn.
15	Kelly Chastain*	SO	G	5-11	Lakeland, Fla.
20	Jonelda Buck*	SR	C	6-3	Jamestown, Tenn.
22	Nicole Perkins	SO	G	5-9	Carson, Calif.
23	Sedonia Carter	JR	G	5-9	Utica, N.Y.
30	Carlita Elder*	SR	G	5-8	Murfreesboro, Tenn.
35	Jamie Thomatis^	FR	F	5-11	Destrehan, La.
42	Dana Conner	FR	G	6-2	Rives, Tenn.
50	Cyndi Ainsworth	SR	F	5-9	Spring City, Tenn.

* - primary starter
^ - top-two reserve

1999-2000

No.	Name	Cl.	Pos.	Ht.	Hometown
00	LaShonda Winfree	SO	C	6-2	Gordonsville, Tenn.
3	Erica Lufkin*	SO	G	5-8	Murfreesboro, Tenn.
10	Paula Penttila^	FR	G	5-9	Lahti, Finland
11	Jessica McClure*	SO	G	5-6	Paris, Tenn.
13	Mia Parviainen	FR	G	6-1	Helsinki, Finland
15	Kelly Chastain*	JR	G	6-0	Lakeland, Fla.
22	Nicole Perkins	JR	G	5-9	Carson, Calif.
23	Sedonia Carter	SR	G	5-9	Utica, N.Y.
35	Jamie Thomatis*	SO	F	5-11	Destrehan, La.
42	Dana Conner	SO	G	6-2	Rives, Tenn.
44	Chrissy Davenport^	JR	F	6-2	Shelbyville, Tenn.
52	Joanne Aluka*	SO	F	5-11	Augusta, Ga.

* - primary starter
^ - top-two reserve

2000-01

No.	Name	Cl.	Pos.	Ht.	Hometown
3	Kate LaMaster	FR	G	5-8	Basalt, Colo.
5	Keisha McClinic^	FR	G	5-10	Stockbridge, Ga.
10	Paula Penttila*	SO	G	5-9	Lahti, Finland
11	Jessica McClure*	JR	G	5-6	Paris, Tenn.
13	Mia Parviainen	SO	G	6-1	Helsinki, Finland
15	Kelly Chastain*	SR	G	6-0	Lakeland, Fla.
22	Nicole Perkins	SR	G	5-9	Carson, Calif.
23	Michelle Simmons	FR	G	5-6	Memphis, Tenn.
35	Jamie Thomatis*	JR	F	5-11	Destrehan, La.
44	Chrissy Davenport^	JR	F	6-2	Shelbyville, Tenn.
52	Joanne Aluka*	JR	F	5-11	Augusta, Ga.

* - primary starter
^ - top-two reserve

2001-02

No.	Name	Cl.	Pos.	Ht.	Hometown
00	Ciara Gray	FR	G	5-9	La Vergne, Tenn.
5	Keisha McClinic*	SO	G	5-10	Stockbridge, Ga.
10	Paula Penttila*	JR	G	5-9	Lahti, Finland
11	Jessica McClure	SR	G	5-6	Paris, Tenn.
12	Jennifer Justice*	SO	F	5-11	Aiken, S.C.
13	Mia Parviainen	JR	G/F	6-1	Helsinki, Finland
22	Tiffany Fisher^	FR	G	5-10	Jackson, Tenn.
23	Patrice Holmes*	FR	G	5-9	Bishopville, S.C.
24	Cartia Bailey	FR	G	5-8	Fayetteville, Tenn.
32	Eboni Kirby	FR	F	5-10	Tallahassee, Fla.
34	Renee Hall	FR	C	6-2	Charlotte, N.C.
35	Jamie Thomatis*	SR	F	5-11	Destrehan, La.
42	Jessica Schlueter	FR	C	6-3	Cedar Rapids, Iowa
52	Joanne Aluka^	SR	F	5-11	Augusta, Ga.

* - primary starter

2002-03

No.	Name	Cl.	Pos.	Ht.	Hometown
00	Ciara Gray	SO	G	5-9	La Vergne, Tenn.
5	Keisha McClinic*	JR	G	5-10	Stockbridge, Ga.
10	Paula Penttila*	SR	G	5-9	Lahti, Finland
12	Jennifer Justice^	JR	F	5-11	Aiken, S.C.
13	Mia Parviainen*	SR	G/F	6-1	Helsinki, Finland
21	Tia Stovall*	FR	F	6-0	Winchester, Tenn.
22	Tiffany Fisher	SO	G	5-10	Jackson, Tenn.
23	Patrice Holmes*	SO	G	5-9	Bishopville, S.C.
24	Cartia Bailey	FR	G	5-8	Fayetteville, Tenn.
32	Eboni Kirby^	SO	F	5-10	Tallahassee, Fla.
42	Jessica Schlueter	SO	C	6-3	Cedar Rapids, Iowa

* - primary starter
^ - top-two reserve

2003-04

No.	Name	Cl.	Pos.	Ht.	Hometown
00	Ciara Gray^	JR	G	5-9	La Vergne, Tenn.
2	Jenne Webb	FR	G	5-8	Murfreesboro, Tenn.
4	Krystle Horton*	FR	F	6-2	Murfreesboro, Tenn.
5	Keisha McClinic*	SR	G	5-10	Stockbridge, Ga.
10	Yamil Cordero	SR	G	5-6	Orlando, Fla.
11	Ditte Jakobsen	JR	F/G	6-2	Skovlunde, Denmark
12	Jennifer Justice*	SR	F/G	5-11	Aiken, S.C.
21	Tia Stovall*	SO	F	6-1	Winchester, Tenn.
22	Chrissy Givens^	FR	G	5-10	Monroe, La.
23	Patrice Holmes*	JR	G	5-9	Bishopville, S.C.
24	Cartia Bailey	SO	G	5-8	Fayetteville, Tenn.

* - primary starter
^ - top-two reserve

2004-05

No.	Name	Cl.	Pos.	Ht.	Hometown
00	Ciara Gray^	SR	G	5-9	La Vergne, Tenn.
2	Jenne Webb	SO	G	5-8	Murfreesboro, Tenn.
4	Krystle Horton*	SO	F	6-2	Murfreesboro, Tenn.
10	Sara Nuxol	FR	G	5-8	Winter Springs, Fla.
11	Ditte Jakobsen*	SR	F/G	6-2	Skovlunde, Denmark
12	Starr Orr	FR	G	5-8	Danville, Ala.
14	Latoya Barclay	FR	G	5-5	Harvest, Ala.
21	Tia Stovall*	JR	F	6-1	Estill Springs, Tenn.
22	Chrissy Givens*	SO	G	5-11	Monroe, La.
23	Patrice Holmes*	SR	G	5-9	Bishopville, S.C.
31	Lakira Boyd^	FR	F	6-2	Memphis, Tenn.

* - primary starter
^ - top-two reserve

2005-06

No.	Name	Cl.	Pos.	Ht.	Hometown
1	Monique Martin	SO	G	5-11	Thomson, Ga.
2	Johnna Abney*	FR	PG	5-4	Mt. Vernon, Ky.
3	LaCondra Mason*	FR	G	5-9	Chattanooga, Tenn.
4	Krystle Horton*	JR	F	6-2	Murfreesboro, Tenn.
12	Starr Orr^	SO	G	5-8	Danville, Ala.
14	Latoya Barclay	SO	G	5-4	Harvest, Ala.
21	Tia Stovall*	SR	F	6-1	Estill Springs, Tenn.
22	Chrissy Givens*	JR	G	5-10	Monroe, La.
31	Lakira Boyd^	SO	F	6-2	Memphis, Tenn.
43	Brittany Pittman	FR	F	6-2	Lexington, Ky.

* - primary starter
^ - top-two reserve

2006-07

No.	Name	Cl.	Pos.	Ht.	Hometown
0	Chelsia Lymon^	FR	G	5-5	Georgetown, Ky.
1	Amber Holt*	JR	G	6-0	Duluth, Ga.
2	Johnna Abney*	SO	G	5-4	Mt. Vernon, Ky.
3	LaCondra Mason	SO	G	5-9	Chattanooga, Tenn.
4	Krystle Horton*	SR	F	6-2	Murfreesboro, Tenn.
10	Jackie Pickel^	FR	G	5-10	Cleveland, Tenn.
11	Whitney Tate	JR	G	5-9	Shelbyville, Tenn.
12	Starr Orr*	JR	G	5-8	Danville, Ala.
14	Latoya Barclay	JR	G	5-4	Harvest, Ala.
15	Carden Cobb	SR	F	5-10	Pulaski, Tenn.
21	Brandi Brown	FR	F	6-3	Jamestown, Tenn.
22	Chrissy Givens*	SR	G	5-10	Monroe, La.
23	Angelique Burtts	FR	F	6-0	Conyers, Ga.
31	Lakira Boyd	JR	F	6-2	Memphis, Tenn.

* - primary starter; ^ - top-two reserve

2007-08

No.	Name	Cl.	Pos.	Ht.	Hometown
00	Chelsia Lymon*	SO	G	5-5	Georgetown, Ky.
1	Amber Holt*	SR	G	6-0	Duluth, Ga.
2	Johnna Abney	JR	G	5-4	Mt. Vernon, Ky.
3	Emily Queen*	FR	F	6-1	Ashland, Ky.
10	Jackie Pickel	SO	G	5-10	Cleveland, Tenn.
12	Starr Orr*	SR	G	5-8	Danville, Ala.
14	Latoya Barclay^	SR	G	5-4	Harvest, Ala.
21	Brandi Brown^	SO	F	6-3	Jamestown, Tenn.
22	Morgan Boyd	FR	G	6-1	Olathe, Kan.
23	Angelique Burtts	r-FR	F	6-0	Conyers, Ga.
30	Anne Marie Lanning*	FR	G	5-11	Murfreesboro, Tenn.
32	Alysha Clark	JR	F	5-10	Mt. Juliet, Tenn.

* - primary starter
^ - top-two reserve

2008-09

No.	Name	Cl.	Pos.	Ht.	Hometown
00	Chelsia Lymon*	JR	G	5-5	Georgetown, Ky.
3	Emily Queen*	SO	F	6-1	Ashland, Ky.
10	Jackie Pickel*	JR	G	5-10	Cleveland, Tenn.
20	Tina Stewart	FR	G	5-7	Memphis, Tenn.
21	Brandi Brown*	JR	F	6-3	Jamestown, Tenn.
22	Alysha Clark*	r-JR	F	5-10	Mt. Juliet, Tenn.
23	Abby Andrews	FR	G	5-10	Collinwood, Tenn.
30	Anne Marie Lanning^	SO	G	5-11	Murfreesboro, Tenn.
32	Dana Garrett^	JR	G	5-11	St. George, S.C.
40	Shytoria Davis	JR	F	6-3	Charleston, Mo.
44	Molly McFadden	FR	F	6-1	Sparta, Tenn.

* - primary starter
^ - top-two reserve

2009-10

No.	Name	Cl.	Pos.	Ht.	Hometown
00	Chelsia Lymon*	SR	G	5-5	Georgetown, Ky.
3	Emily Queen	JR	F	6-1	Ashland, Ky.
10	Jackie Pickel*	SR	G	5-10	Cleveland, Tenn.
11	Jamila Ajanaku	FR	G	6-1	Memphis, Tenn.
13	Icelyn Elie	FR	G	6-1	Lebanon, Tenn.
14	Dymon Raynor	FR	F	6-3	La Vergne, Tenn.
20	Tina Stewart	SO	G	5-7	Memphis, Tenn.
21	Brandi Brown*	SR	F	6-3	Jamestown, Tenn.
22	Alysha Clark*	r-SR	F	5-10	Mt. Juliet, Tenn.
24	Kortni Jones^	FR	G	5-9	Oak Ridge, Tenn.
30	Anne Marie Lanning*	JR	G	5-11	Murfreesboro, Tenn.
32	Dana Garrett^	SR	G	5-11	St. George, S.C.
33	Lauren March	FR	F	6-2	Lewisburg, Tenn.
44	Molly McFadden	SO	F	6-1	Sparta, Tenn.

* - primary starter
^ - top-two reserve

2010-11

No.	Name	Cl.	Pos.	Ht.	Hometown
1	Janay Brinkley	FR	G	5-6	Pasadena, Md.
3	Emily Queen	SR	F	6-1	Ashland, Ky.
11	Jamila Ajanaku	SO	G	6-1	Memphis, Tenn.
13	Icelyn Elie*	SO	G	6-1	Lebanon, Tenn.
14	Dymon Raynor	SO	C	6-3	La Vergne, Tenn.
20	Tina Stewart^	JR	G	5-7	Memphis, Tenn.
21	Ebony Rowe*	FR	F	6-1	Lexington, Ky.
23	Lauren March	r-FR	F	6-2	Lewisburg, Tenn.
24	Kortni Jones*	SO	G	5-9	Oak Ridge, Tenn.
30	Anne Marie Lanning*	SR	G	5-11	Murfreesboro, Tenn.
32	Jordyn Luffman*	FR	G/F	6-1	Lawrenceburg, Tenn.
34	Stephanie Myers	FR	C	6-5	La Vergne, Tenn.
44	Molly McFadden	JR	F	6-1	Sparta, Tenn.
50	KeKe Stewart^	FR	C	6-1	Oak Ridge, Tenn.
52	Laken Leonard	FR	G	5-10	Whitleyville, Tenn.

* - primary starter
^ - top-two reserve

2011-12

No.	Name	Cl.	Pos.	Ht.	Hometown
1	Janay Brinkley	SO	G	5-8	Pasadena, Md.
5	Shanice Cason*	FR	G	5-6	Murfreesboro, Tenn.
11	Jamila Ajanaku	JR	G	6-1	Memphis, Tenn.
13	Icelyn Elie*	JR	F	6-1	Lebanon, Tenn.
14	Dymon Raynor	JR	C	6-3	La Vergne, Tenn.
21	Ebony Rowe*	SO	F	6-1	Lexington, Ky.
23	Lauren March^	r-SO	F	6-2	Lewisburg, Tenn.
24	Kortni Jones*	JR	G	5-9	Oak Ridge, Tenn.
34	Stephanie Myers	r-FR	C	6-5	La Vergne, Tenn.
42	KeKe Stewart^	SO	C	6-1	Oak Ridge, Tenn.
44	Molly McFadden	SR	F	6-1	Sparta, Tenn.
52	Laken Leonard*	SO	G	5-10	Whitleyville, Tenn.

* - primary starter
^ - top-two reserve

2012-13

No.	Name	Cl.	Pos.	Ht.	Hometown
2	Janay Brinkley*	Jr.	G	5-8	Pasadena, Md.
5	Shanice Cason^	So.	G	5-6	Murfreesboro, Tenn.
10	Mackenzie Sells	Fr.	G	5-10	Livingston, Tenn.
13	Icelyn Elie*	Sr.	F	6-1	Lebanon, Tenn.
14	Dymon Raynor	Sr.	C	6-3	La Vergne, Tenn.
21	Ebony Rowe*	Jr.	F	6-1	Lexington, Ky.
23	Lauren March	R-Jr.	F	6-2	Lewisburg, Tenn.
24	Kortni Jones*	Sr.	G	5-9	Oak Ridge, Tenn.
31	TiAnna Porter#	So.	F	6-2	Paris, Tenn.
32	Caroline Warden*	Fr.	G	5-7	Gainesboro, Tenn.
34	Stephanie Myers	R-So.	C	6-5	La Vergne, Tenn.
42	KeKe Stewart^	Jr.	C	6-1	Oak Ridge, Tenn.
50	Janiece Johnson	Jr.	C	6-7	Washington, D.C.
52	Laken Leonard	Jr.	G	5-10	Whitleyville, Tenn.

* - primary starter; ^ - top-two reserve; # - sat out due to transfer rules

2013-14

No.	Name	Cl.	Pos.	Ht.	Hometown
2	Janay Brinkley	Sr.	G	5-8	Pasadena, Md.
3	Ty Petty	Fr.	G	5-7	Murfreesboro, Tenn.
5	Shanice Cason*	Jr.	G	5-6	Murfreesboro, Tenn.
10	Mackenzie Sells	Fr.	G	5-10	Livingston, Tenn.
11	Cheyenne Parker#	Sr.	F	6-4	Queens, N.Y.
21	Ebony Rowe*	Sr.	F	6-1	Lexington, Ky.
23	Lauren March	R-Sr.	F	6-2	Lewisburg, Tenn.
24	China Dow^	Fr.	G	5-8	Louisville, Ky.
30	Caya Williams	Fr.	F	6-1	Mt. Juliet, Tenn.
32	Caroline Warden^	So.	G	5-7	Gainesboro, Tenn.
34	Olivia Jones*	Fr.	G/F	5-10	Murfreesboro, Tenn.
42	KeKe Stewart*	Sr.	C	6-1	Oak Ridge, Tenn.
44	Shy Copney	Fr.	G	5-9	Johnson City, Tenn.
50	Janiece Johnson	Sr.	C	6-7	Washington, D.C.
52	Laken Leonard*	Sr.	G	5-10	Whitleyville, Tenn.

* - primary starter; ^ - top-two reserve; # - sat out due to transfer rules

2014-15

No.	Name	Cl.	Pos.	Ht.	Hometown
2	Hannah Preservati	R-Fr.	G	5-8	Princeton, W. Va.
3	Abbey Sissom	Fr.	G	5-8	Woodbury, Tenn.
5	Shanice Cason*	Sr.	G	5-6	Murfreesboro, Tenn.
10	Mackenzie Sells	Jr.	G	5-10	Livingston, Tenn.
11	Cheyenne Parker*	Sr.	F	6-4	Queens, N.Y.
12	Brea Edwards*	Jr.	G/F	5-10	Rockford, Ill.
20	Ty Petty*	So.	G	5-7	Murfreesboro, Tenn.
22	Rebecca Reuter^	Fr.	F	6-2	Cleveland, Tenn.
23	Gabby Lyon	Fr.	F	6-0	Johnson City, Tenn.
24	China Dow^	So.	G	5-8	Louisville, Ky.
30	Caya Williams	So.	F	6-1	Mt. Juliet, Tenn.
31	TiAnna Porter	R-Jr.	F	6-2	Paris, Tenn.
32	Caroline Warden	Jr.	G	5-7	Gainesboro, Tenn.
34	Olivia Jones*	So.	G/F	5-10	Murfreesboro, Tenn.

* - primary starter, ^ - top-two reserve

2015-16

No.	Name	Cl.	Pos.	Ht.	Hometown
00	Alex Johnson*	Fr.	F	6-0	Murfreesboro, Tenn.
5	Abbey Sissom*	So.	G	5-8	Woodbury, Tenn.
11	Jess Louro	Fr.	G	5-10	Wall, N.J.
12	Brea Edwards*	Sr.	G/F	5-10	Rockford, Ill.
13	Jordan Majors	Fr.	F	6-0	Nashville, Tenn.
14	Katie Collier	Fr.	G	5-9	Knoxville, Tenn.
20	Ty Petty*	Jr.	G	5-7	Murfreesboro, Tenn.
22	Alex Smith	Fr.	F	6-4	Bronx, N.Y.
23	Gabby Lyon*	So.	F	6-0	Johnson City, Tenn.
24	Rebecca Reuter^	So.	F	6-2	Cleveland, Tenn.
31	TiAnna Porter^	R-Sr.	F	6-2	Paris, Tenn.
32	Caroline Warden	Sr.	G	5-7	Gainesboro, Tenn.
34	Olivia Jones	Jr.	G/F	5-10	Murfreesboro, Tenn.

* - primary starter; ^ - top-two reserve

2016-17

No.	Name	Cl.	Pos.	Ht.	Hometown
00	Alex Johnson*	So.	F	6-0	Murfreesboro, Tenn.
3	Kyla Allison^	Fr.	G	6-0	Orlando, Fla.
5	Abbey Sissom*	Jr.	G	5-8	Woodbury, Tenn.
10	Shayla Middlebrooks	Fr.	G	5-8	Elyria, Ohio
12	Jess Louro*	So.	G	5-10	Wall, N.J.
13	Jordan Majors	So.	F	6-0	Nashville, Tenn.
14	Katie Collier	So.	G	5-9	Knoxville, Tenn.
20	Ty Petty*	Sr.	G	5-7	Murfreesboro, Tenn.
23	Gabby Lyon^	Jr.	F	6-0	Johnson City, Tenn.
24	Rebecca Reuter*	Jr.	F	6-2	Cleveland, Tenn.
35	Charity Savage	Fr.	F	6-0	Memphis, Tenn.

* - primary starter; ^ - top-two reserve

2017-18

No.	Name	Cl.	Pos.	Ht.	Hometown
00	Alex Johnson*	Jr.	F	6-0	Murfreesboro, Tenn.
3	Kyla Allison	So.	G	6-0	Orlando, Fla.
5	Abbey Sissom*	Sr.	G	5-8	Woodbury, Tenn.
11	Jadona Davis	Fr.	C	6-5	Buckatunna, Miss.
12	Jess Louro*	Jr.	G	5-10	Wall, N.J.
13	Jordan Majors	So.	F	6-0	Nashville, Tenn.
14	Katie Collier*	Jr.	G	5-9	Knoxville, Tenn.
15	Anna Jones^	Fr.	G	6-1	Jackson, Tenn.
21	LaSonja Edwards	Jr.	F	6-1	Fort Pierce, Fla.
23	Gabby Lyon^	Sr.	F	6-0	Johnson City, Tenn.
24	Rebecca Reuter*	Sr.	F	6-2	Cleveland, Tenn.
35	Charity Savage	So.	F	6-0	Memphis, Tenn.
43	Kara Meadows	Fr.	C	6-4	Clarkrange, Tenn.

* - primary starter; ^ - top-two reserve

2018-19

No.	Name	Cl.	Pos.	Ht.	Hometown
00	Alex Johnson*	Sr.	F	6-0	Murfreesboro, Tenn.
1	A'Queen Hayes*	Sr.	G	5-8	Horn Lake, Miss.
2	Taylor Sutton*	Fr.	G	5-4	Atlanta, Ga.
3	Kyla Allison	Jr.	G	6-0	Orlando, Fla.
11	Jadona Davis	So.	C	6-5	Buckatunna, Miss.
12	Jess Louro*	Sr.	G	5-10	Wall, N.J.
13	Jordan Majors^	r-Jr.	F	6-0	Nashville, Tenn.
14	Katie Collier^	Sr.	G	5-9	Knoxville, Tenn.
15	Anna Jones*	So.	G	6-1	Jackson, Tenn.
21	LaSonja Edwards	Sr.	F	6-1	Fort Pierce, Fla.
23	Alexis Whittington^	Fr.	G	5-11	Murfreesboro, Tenn.
24	Amanda Whittington	Fr.	G	5-10	Murfreesboro, Tenn.
34	Mykia Dowdell	Fr.	F	5-9	Oak Ridge, Tenn.
35	Charity Savage	Jr.	F	6-0	Memphis, Tenn.

* - primary starter; ^ - top-two reserve

2019-20

No.	Name	Cl.	Pos.	Ht.	Hometown
1	Anastasia Hayes*	r-So.	G	5-7	Murfreesboro, Tenn.
2	Taylor Sutton*	So.	G	5-4	Atlanta, Ga.
3	Taylor Lewis	Fr.	G/F	5-10	Columbia, S.C.
5	Kiya Turner	Fr.	G	5-6	Ponte Vedra, Fla.
11	Aislynn Hayes*	Fr.	G	5-6	Murfreesboro, Tenn.
23	Alexis Whittington^	So.	G	5-11	Murfreesboro, Tenn.
24	Amanda Whittington	So.	G	5-10	Murfreesboro, Tenn.
30	Rellah Boothe^	r-So.	F	6-3	Ocala, Fla.
33	Courtney Whitson*	Fr.	F	6-0	Kingsport, Tenn.
35	Charity Savage*	Sr.	F	6-0	Memphis, Tenn.

* - primary starter; ^ - top-two reserve

2020-21

No.	Name	Cl.	Pos.	Ht.	Hometown
1	Anastasia Hayes*	Jr.	G	5-7	Murfreesboro, Tenn.
3	Taylor Lewis	So.	G	5-10	Columbia, S.C.
11	Aislynn Hayes*	So.	G	5-6	Murfreesboro, Tenn.
12	Jada Grannum	Fr.	F	6-3	Mississauga, Ontario
15	Anabel Latorre	Fr.	F	6-3	Zaragoza, Spain
23	Alexis Whittington*	Jr.	G	5-11	Murfreesboro, Tenn.
24	Amanda Whittington	Jr.	G	5-11	Murfreesboro, Tenn.
30	Rellah Boothe^	Jr.	F	6-3	Ocala, Fla.
31	Deja Cage*	Sr.	G	5-8	Chicago, Ill.
32	Kseniia "Susha) Kozlova^	Fr.	F	6-4	Moscow, Russia
33	Courtney Whitson*	So.	F	6-0	Kingsport, Tenn.

* - primary starter; ^ - top-two reserve

2021-22

No.	Name	Cl.	Pos.	Ht.	Hometown
1	Courtney Blakely^	Fr.	G	5-8	Gary, Ind.
2	Anastasiia Boldyreva*	Fr.	C	6-6	Moscow, Russia
4	Gracie Dodgen	Fr.	G	5-10	Sparta, Tenn.
5	Kseniya Malashka^	r-Jr.	F	6-0	Minsk, Belarus
10	Jalynn Gregory*	Fr.	G	5-8	Lafayette, Tenn.
11	Anabel Latorre Ciria	So.	F	6-3	Zargoza, Spain
15	Dor Saar*	Sr.	G	5-6	Ma'Anit, Isreal
22	Jada Grannum	So.	F	6-3	Mississauga, Ontario
23	Alexis Whittington*	Sr.	G	5-11	Murfreesboro, Tenn.
24	Amanda Whittington	Sr.	G	5-10	Murfreesboro, Tenn.
33	Courtney Whitson*	Jr.	F	6-0	Kingsport, Tenn.

* - primary starter; ^ - top-two reserve

CONFERENCE CHAMPIONSHIPS

REGULAR SEASON TITLES (19)

Ohio Valley Conference (11)

1979-80	1982-83	1983-84	1984-85
1985-86	1986-87	1987-88	1988-89
1994-95	1995-96	1997-98	

Sun Belt Conference (7)

2003-04	2006-07	2008-09	2009-10
2010-11	2011-12	2012-13	

Conference USA (1)

2013-14

TOURNAMENT TITLES (16)

Ohio Valley Conference (6)

1982-83	1983-84	1984-85	1985-86
1987-88	1997-98		

Sun Belt Conference (7)

2003-04	2004-05	2005-06	2006-07
2008-09	2009-10	2012-13	

Conference USA (3)

2013-14	2015-16	2020-21

Name	Year(s)	GP-GS	MIN	FGM/FGA	FG %	3FGM/A	3FG %	FTM-FTA	FT %	OR-DR-Total	Avg.	A	TO	B	S	PTS	PPG
ABNEY, Johnna	2005-08	82-77	1828	163-404	.403	139-354	.393	40-49	.816	27-75-102	1.2	129	127	1	93	505	6.2
AINSWORTH, Cyndi	1997-99	53-1	665	55-139	.396	1-1	1.000	49-86	.570	65-83-148	2.8	47	78	1	47	160	3.0
AJANAKU, Jamila	2009-12	38-2	191	17-56	.304	0-7	.000	1-8	.125	4-19-23	0.6	10	26	2	5	35	0.9
ALLEN/LINDLEY, Cyndi	1981-84, 86	115-70	2795	312-722	.432			199-339	.587	633	5.5	83	244	50	72	823	7.2
ALLEN, Patricia	1981-83	47-2	481	76-170	.447			29-57	.509	82	1.7	18	33	3	37	181	3.9
ALLISON, Kyla	2016-18	58-20	611	60-146	.411	24-77	.312	38-51	.745	17-66-83	1.4	45	50	2	10	182	3.1
ALUKA, Joanne	1997-98, 99-02	112-75	2486	429-861	.498	1-4	.250	231-403	.573	284-360-644	5.8	95	239	20	88	1090	9.7
AMOS, Patrice	1976-78	52		239-450	.531			116-217	.535	524	10.1	33	139			594	11.4
ANDERSON, Susie	1975-76	10		15-24	.625			7-8	.875	21	2.1	1	6			37	3.7
ANDREWS, Abby	2008-09	2-0	4	0-1	.000	0-0	.000	0-0	.000	1-0-1	0.5	0	1	0	0	0	0.0
ANDREWS, Tammy	1983-84	5-0	16	0-2	.000			1-2	.500	2	0.4	1	3	0	0	1	0.2
ANGUS, Bonnie	1975-77	33		157-336	.467			24-43	.558	121	3.7	51	36			338	10.2
ARMSTRONG, Sharon	1975-77	29		43-113	.381			23-46	.500	49	1.7	14	28			109	3.8
BAILEY, Cartia	2001-04	37-3	390	35-94	.372	9-34	.265	14-21	.667	15-38-53	1.4	19	44	4	18	93	2.5
BAILEY, Robbie	1977-78	2		0-2	.000			0-0	.000	0	0.0	0	0			0	0.0
BAKER, Robin	1979-81	50-5	330	49-125	.392			26-37	.703	74	1.5	19	38	4	7	124	2.5
BANDJLICH, Pat	1980-84	100-4	1029	95-278	.342			92-143	.643	263	2.6	24	115	7	26	282	2.8
BARCLAY, Latoya	2004-08	114-6	1466	119-319	.373	46-154	.299	56-73	.767	62-68-130	1.1	103	129	6	79	340	3.0
BARTLETT, Angie	1985-88	46-0	360	38-97	.392	0-0	.000	21-30	.700	22-41-73	1.6	15	20	4	7	97	2.1
BEACHBOARD, Sherri	1975-76	4		2-6	.333			1-2	.500	7	1.8	0	2			5	1.3
BEATY, Jessica	1993-97	91-80	2514	314-831	.378	140-425	.329	288-373	.772	204-422-626	6.9	122	180	7	115	1056	11.6
BECK, Lianne	1985-89	111-81	2765	409-834	.490	3-10	.300	147-189	.778	128-246-414	3.7	334	243	11	113	968	8.7
BELL, Deborah	1987-89	48-2	508	53-137	.387	0-0	.000	30-47	.638	49-70-119	2.5	35	35	18	14	136	2.8
BERRY, Carla	1987-88	12-0	58	7-15	.467	0-2	.000	4-10	.400	5-3-8	0.7	1	7	0	2	18	1.5
BEVIS, Amanda	1995-97	55-2	624	70-175	.400	5-27	.185	46-85	.541	39-74-113	2.1	18	68	9	12	191	3.5
BILES, Barbara	1975-77	26		56-120	.467			17-28	.607	116	4.5	8	23			129	5.0
BLAKELY, Courtney	**2021-pres.**	**35-1**	**562**	**64-170**	**.376**	**7-43**	**.163**	**43-66**	**.652**	**14-53-67**	**1.9**	**72**	**58**	**2**	**38**	**178**	**5.1**
BOLDYREVA, Anastasiia	**2021-pres.**	**35-35**	**618**	**123-237**	**.519**	**7-15**	**.467**	**42-62**	**.677**	**44-91-135**	**3.9**	**17**	**43**	**56**	**6**	**294**	**8.4**
BOLEN, Nancy	1976-79	38		16-62	.258			6-12	.500	23	0.6	16	30			38	1.0
BONNER, Nikki	1991-92	28-25	726	139-294	.473	0-1	.000	57-103	.553	116-106-222	7.9	14	46	4	30	335	12.0
BOOTHE, Rellah	2019-21	25-3	263	52-110	.473	9-27	.333	14-24	.583	30-52-82	3.3	7	14	6	5	127	5.1
BOWMAN, Chanda	1996-97	27-3	415	46-89	.517	0-0	.000	27-40	.675	25-51-76	2.8	21	41	4	10	119	4.4
BOYD, Lakira	2004-07	94-14	1384	102-242	.421	3-20	.150	73-92	.793	94-140-234	2.5	49	102	17	38	280	3.0
BOYD, Morgan	2007-08	1-0	4	1-3	.333	0-2	.000	1-2	.500	1-1-2	2.0	0	0	0	0	3	3.0
BRINKLEY, Janay	2010-14	106-13	921	48-195	.246	22-98	.224	16-36	.444	28-54-82	0.8	56	69	1	29	134	1.3
BROWN, Brandi	2006-10	125-78	3333	446-1025	.435	257-658	.391	87-107	.813	95-292-387	3.1	263	197	103	105	1236	9.9
BROWN, Kristi	1989-93	106-19	2079	278-777	.358	206-579	.356	145-190	.763	69-190-259	2.4	212	198	9	127	907	8.6
BROWN, Sandy	1987-89	57-57	1918	308-724	.425	166-408	.407	98-131	.748	61-184-245	4.3	257	172	8	98	880	15.4
BUCK, Jonelda	1995-99	118-109	2748	523-993	.527	29-80	.363	148-195	.759	149-374-523	4.4	84	214	105	54	1223	10.4
BURRELL, Bama	1997-99	57-55	1481	263-502	.524	4-14	.286	120-162	.741	136-179-315	5.5	65	101	10	125	650	11.4
BURTTS, Angelique	2007-08	21-1	200	19-40	.475	3-7	.429	10-17	.588	25-31-56	2.7	6	14	8	17	51	2.4
CAGE, Deja	2020-21	25-23	854	97-253	.383	56-174	.322	16-28	.571	26-99-125	5.0	35	29	12	19	266	10.6
CANTRELL, Tina	1989-90	2-0	3	0-0	.000	0-0	.000	0-0	.000	1-1-2	1.0	0	0	0	0	0	0.0
CAPLEY, Stephanie	1987-91	113-107	3319	578-1236	.468	28-91	.308	280-371	.755	336-434-770	6.8	208	231	65	114	1464	13.0
CARTER, Karen	1976-78	52		250-568	.440			87-120	.725	322	6.2	78	172			587	11.3
CARTER, Linda	1976-78	50		65-168	.387			56-75	.747	96	1.9	94	114			186	3.7
CARTER, Sedonia	1998-00	28-1	141	11-26	.423	2-3	.667	6-15	.400	10-9-19	0.7	14	13	1	7	30	1.1
CARTWRIGHT, Kasey	1990-91	13-0	38	6-17	.353	6-16	.375	5-6	.833	2-3-5	0.4	1	3	0	2	23	1.8
CASON, Shanice	2011-15	134-114	3834	234-764	.306	83-323	.257	237-386	.614	124-360-484	3.6	416	290	13	242	788	5.9
CHANDLEY, Vikki	1975-76	11		17-29	.586			3-11	.273	24	2.2	6	21			37	3.4
CHASTAIN, Kelly	1997-01	115-80	2961	343-898	.382	129-395	.327	179-246	.728	120-300-420	3.7	194	179	115	199	994	8.6
CLARK, Alysha	2008-10	63-63	2188	649-1063	.611	29-82	.354	429-547	.784	317-354-671	10.7	171	226	40	143	1756	27.9
COBB, Carden	2006-07	14-0	41	1-7	.143	0-0	.000	1-1	1.000	5-3-8	0.6	1	3	0	1	3	0.2
COKER, Sherry	1975-76	18		30-69	.435			17-31	.548	40	2.2	41	34			77	4.3
COLEMAN, Ester	1979-81	57-26	872	371-773	.480			162-218	.743	443	7.8	112	207	7	41	904	15.9
COLLER, Katie	2015-19	110-28	1536	37-192	.193	21-109	.193	60-94	.638	36-106-142	1.3	94	91	1	38	155	1.4
COLLIER, Kim	1987-88	30-27	888	51-147	.347	6-18	.333	62-110	.564	28-68-96	3.2	113	102	1	63	170	5.7
CONNER, Dana	1998-00	36-0	203	22-58	.379	2-10	.200	21-30	.700	13-20-33	0.9	10	26	1	6	67	1.9
COPNEY, Shy	2013-14	7-0	17	3-5	.600	1-1	1.000	0-0	.000	0-4-4	0.6	1	4	1	1	7	1.0
CORDERO, Yamil	2003-04	7-1	41	3-7	.429	1-4	.250	1-2	.500	1-3-4	0.6	3	1	0	0	8	1.1
COX, Maggie	1990-94	108-58	2299	285-624	.457	0-2	.000	266-415	.641	132-298-430	4.0	193	202	24	86	836	7.7
DAVENPORT, Chrissy	1999-01	59-16	1119	116-235	.494	0-1	.000	125-175	.714	116-169-285	4.8	53	92	17	27	357	6.1
DAVENPORT, Marla	1986-90	64-1	373	17-42	.405	0-0	.000	29-42	.690	30-64-94	1.5	7	26	8	10	63	1.0
DAVIS, Jadona	2017-19	19-0	87	13-40	.325	3-7	.429	9-11	.818	3-7-10	0.5	1	12	6	3	38	2.0
DAVIS, Lisa	1985-86	26-7	276	53-126	.421			18-25	.720	43	1.7	30	46	0	29	124	4.8
DAVIS, Shawnzia	1984-86	48-0	536	46-118	.390			33-61	.541	112	2.3	6	20	4	14	125	2.6
DAVIS, Shytoria	2008-10	21-0	78	16-31	.516	0-0	.000	0-2	.000	9-15-24	1.1	2	9	10	4	32	1.5
DEAN, Veronica	1987-88	2-0	2	0-1	.000	0-0	.000	0-0	.000	1-0-1	0.5	1	0	0	0	0	0.0
DODGEN, Gracie	**2021-pres.**	**17-0**	**51**	**6-18**	**.333**	**6-17**	**.363**	**0-2**	**.000**	**0-2-2**	**0.1**	**0**	**3**	**0**	**0**	**18**	**1.1**
DOW, China	2013-15	68-22	934	107-274	.391	33-123	.268	97-152	.638	75-106-181	2.7	90	83	9	62	344	5.1
DOWDELL, Mykia	2018-19	12-0	48	1-7	.143	1-2	.500	3-6	.500	5-4-9	0.8	2	6	1	3	6	0.5
DUFF, Pam	1978-79	26		32-77	.416			15-35	.429	86	3.3	71	80			79	3.0
DYE, Lindi	1979-81	62-26	717	131-278	.471			103-135	.763	235	3.8	24	75	15	20	365	5.9
EDMONDSON, Heather	1995-96	6-0	18	1-4	.250	0-0	.000	6-6	1.000	3-1-4	0.7	2	1	0	2	8	1.3
EDWARDS, Brea	2014-16	67-53	2037	254-609	.417	156-405	.385	181-226	.801	110-320-430	6.4	67	77	1	74	845	12.6
EDWARDS, LaSonja	2017-19	43-1	188	34-62	.548	0-0	.000	7-24	.292	22-23-45	1.0	6	33	12	12	75	1.7
EDWARDS, Nikki	1994-96	58-4	722	75-151	.497	0-1	.000	49-95	.516	76-93-169	2.9	10	64	14	32	199	3.4
ELDER, Carlita	1995-99	113-65	2511	366-854	.429	63-197	.320	270-397	.680	242-313-555	4.9	186	267	9	150	1065	9.4
ELIE, Icelyn	2009-13	116-88	3055	508-1058	.480	52-157	.331	215-287	.749	300-400-700	6.0	123	280	68	138	1283	11.1
ERICKSON, Courtney	1979-81	11-0	15	1-8	.125			1-3	.333	9	0.8	0	5	0	1	3	0.3
EVE, Julie	1994-96	29-0	293	17-71	.239	0-15	.000	32-37	.865	15-40-55	1.9	16	37	1	11	66	2.3
FISHER, Tiffany	2001-03	50-14	817	93-253	.368	37-116	.319	19-29	.655	46-98-144	2.9	51	71	13	41	242	4.8
FUSSELL, Cindy	1975-76	6		4-13	.308			12-16	.750	12	2.0	2	2			20	3.3
GALLOWAY, Michelle	1987-88	11-0	35	5-15	.333	0-0	.000	5-9	.556	3-4-7	0.6	2	2	0	2	15	1.4
GARRETT, Dana	2008-10	60-2	602	70-171	.409	3-9	.333	36-64	.563	59-80-139	2.3	40	53	5	29	179	3.0

Name	Year(s)	GP-GS	MIN	FGM-FGA	FG %	3FGM-A	3FG %	FTM-FTA	FT %	OR-DR-Total	Avg.	A	TO	B	S	PTS	PPG
FLOYD, Patty	1977-78	5		2-5	.400			1-3	.333	2	0.4	0	1			5	1.0
FRANCIS, Kim	1995-98	64-0	702	64-167	.383	35-101	.347	24-46	.522	25-82-107	1.7	62	63	1	18	187	2.9
GIPSON, Pippa	1989-91	52-40	1434	185-350	.529	0-1	.000	159-264	.602	167-235-402	7.7	59	91	1	49	529	10.2
GIVENS, Chrissy	2003-07	125-98	3946	740-1524	.486	73-229	.319	362-488	.742	193-499-692	5.5	436	416	23	290	1915	15.3
GRANNUM, Jada	**2020-pres.**	**34-0**	**172**	**9-20**	**.450**	**0-1**	**.000**	**11-15**	**.733**	**21-26-47**	**1.4**	**2**	**15**	**7**	**5**	**29**	**0.9**
GRAY, Ciara	2001-05	85-23	1391	118-306	.386	44-161	.273	43-66	.652	36-95-131	1.5	79	115	9	75	323	3.8
GREEN, Kay	1975-77	31		37-88	.420			22-38	.579	59	1.9	3	35			96	3.1
GREGORY, Jalynn	**2021-pres.**	**34-34**	**1132**	**117-300**	**.390**	**71-192**	**.370**	**47-58**	**.810**	**29-82-111**	**3.3**	**53**	**46**	**2**	**47**	**352**	**10.4**
GRIFFIN, Mescha	1992-94	46-2	478	25-59	.424	4-15	.267	22-42	.524	32-37-69	1.5	46	38	6	22	76	1.7
GROSS, Lori	1985-86	27-27	680	56-166	.337			77-101	.762	93	3.4	136	123	2	45	189	7.0
HALL, Becky	1989-90	20-18	483	82-212	.387	0-0	.000	33-58	.569	34-49-83	4.2	17	53	8	5	197	9.8
HALL, Phyllis	1986-87	1-0	4	0-0	.000	0-0	.000	0-0	.000	1-0-1	1.0	0	0	0	0	0	0.0
HALL, Renee	2001-02	23-0	178	30-57	.526	0-1	.000	7-15	.467	12-22-34	1.5	3	16	2	2	67	2.9
HAMILTON, Bobbie Kay	1980-84	69-21	927	47-114	.412			40-77	.519	58	0.8	92	117	1	31	134	1.9
HANNAH, Liz	1976-78	52		396-891	.444			67-86	.779	152	2.9	135	174			859	16.5
HARDCASTLE, Betty	1975-76	14		21-87	.241			20-35	.571	69	4.9	9	28			62	4.4
HARRIS, LaTonya	1990-91	21-0	112	19-39	.487	0-0	.000	11-19	.579	8-16-24	1.1	1	12	1	0	49	2.3
HARRIS, Sherie	1990-92	34-19	589	105-240	.438	0-0	.000	49-72	.681	42-100-142	4.2	18	64	28	15	254	7.5
HARRISON, Julie	1987-89	55-6	816	94-181	.519	0-0	.000	38-59	.644	62-148-180	3.3	31	53	3	11	226	4.1
HAYES, Anastasia	2019-21	54-54	2037	428-983	.435	42-175	.240	307-486	.632	70-239-309	5.7	255	222	10	123	1205	22.3
HAYES, Aislynn	2019-21	51-48	1925	228-609	.374	105-336	.313	157-261	.602	45-219-264	5.2	168	148	6	66	718	14.1
HAYES, A'Queen	20018-19	34-31	1185	211-453	.466	18-39	.462	91-145	.628	94-170-264	7.8	101	80	14	43	531	15.6
HENDRIX, Robin	1980-82	45-44	1492	285-594	.480			226-327	.691	620	13.8	29	155	26	53	796	17.7
HOBBS, Kara	1993-94, 95-96	49-3	416	37-97	.381	1-17	.059	26-45	.578	33-60-93	1.9	50	62	9	21	101	2.1
HOFFMAN, Shelly	1975-78	49		36-81	.444			21-40	.525	74	1.5	25	40			93	1.9
HOLMES, Patrice	2001-05	124-124	4189	725-1576	.460	177-576	.307	264-334	.790	210-540-750	6.0	457	423	75	338	1891	15.3
HOLT, Amber	2006-08	68-68	2297	558-1123	.497	35-123	.285	346-443	.781	225-263-488	7.2	172	136	24	172	1497	22.0
HOOVER, Holly	1981-84	84-82	2334	436-918	.475			309-464	.666	750	8.9	41	204	173	77	1181	14.1
HOPWOOD, Laurie	1990-92	23-0	113	8-23	.348	2-2	1.000	21-28	.750	2-10-12	0.5	16	17	1	4	39	1.7
HORTON, Krystle	2003-07	129-112	3785	631-1165	.542	4-20	.200	257-394	.652	368-378-746	5.8	171	325	51	207	1523	11.8
HOWARD, Cassandra	1980-81	29-26	816	176-356	.494			61-80	.763	116	4.0	39	89	3	44	413	14.2
JACKSON, Alice	1994-97	65-0	335	28-82	.341	11-33	.333	21-36	.583	22-39-61	0.9	19	20	6	30	88	1.4
JACKSON, Amy	1985-86	12-0	37	0-4	.000			8-8	1.000	13	1.1	0	4	4	0	8	0.7
JACKSON, Michelle	1992-94	35-35	986	179-375	.477	10-34	.294	82-111	.739	98-96-194	5.5	54	62	12	73	450	12.9
JAKOBSEN, Ditte	2003-05	60-18	929	48-144	.333	18-75	.240	28-33	.848	23-78-101	1.7	74	77	7	40	142	2.4
JOHNSON, Alex	2015-19	121-116	3516	671-1271	.528	58-162	.358	472-620	.761	201-345-546	4.5	177	285	96	119	1872	15.5
JOHNSON, Janiece	2012-14	35-0	103	27-53	.509	0-0	.000	8-21	.381	21-25-46	1.3	3	30	4	4	62	1.8
JOHNSON, Stephanie	1975-77	41		179-406	.441			36-58	.621	207	5.0	76	85			394	9.6
JONES, Anna	2017-19	65-36	1589	141-409	.345	75-267	.281	56-74	.757	40-170-210	3.2	76	05	22	65	413	6.4
JONES, Kortni	2009-13	127-93	3835	464-1256	.369	259-767	.338	203-270	.752	59-249-308	2.4	483	382	27	198	1390	10.9
JONES, Olivia	2013-16	68-66	2372	352-910	.387	109-410	.266	147-254	.579	190-335-525	7.7	130	147	8	176	960	14.1
JONES, Venetia	1981-84	40-5	543	75-190	.395			25-51	.490	152	3.8	11	34	18	14	175	4.4
JUSTICE, Jennifer	2001-04	87-57	2001	281-613	.458	11-53	.208	84-118	.712	101-211-312	3.6	128	165	58	86	657	7.6
JUSTICE, Lisa	1979-80	33		161-350	.460			53-87	.609	198	6.0	46	89			375	11.4
KIRBY, Eboni	2001-03	41-13	606	122-214	.570	6-13	.462	58-82	.707	52-74-126	3.1	28	51	4	30	308	7.5
KOZLOVA, Susha	2020-21	25-3	211	19-43	.441	0-0	.000	6-10	.600	27-28-55	2.2	3	7	2	3	44	1.8
LAMASTER, Kate	2000-01	5-0	12	1-4	.250	0-2	.000	0-0	.000	0-1-1	0.2	0	1	0	0	2	0.4
LANCE, Carol	1975-78	63		62-166	.373			26-75	.347	304	4.8	22	64			150	2.4
LANNING, Anne Marie	2007-11	129-94	3894	381-876	.435	234-578	.420	178-221	.805	124-232-356	2.8	376	225	19	139	1183	9.2
LATORRE CIRIA, Anabel	**2020-pres.**	**1-0**	**2**	**0-2**	**.000**	**0-0**	**.000**	**0-0**	**.000**	**1-1-2**	**2.0**	**0**	**0**	**0**	**0**	**0**	**0.0**
LAWRENCE, Alice	1984-85, 86-87	52-43	1665	347-709	.489	1-4	.250	167-239	.699	57-74-274	5.3	165	136	5	133	862	16.6
LEMEH, Eva	1981-83	56-42	1337	294-618	.476			110-146	.753	181	3.2	93	97	6	126	698	12.5
LEONARD, Laken	2010-14	110-52	2659	176-532	.331	106-345	.307	98-153	.641	94-217-311	2.8	101	131	8	89	556	5.1
LEWIS, Taylor	2019-21	23-0	139	5-24	.208	1-11	.091	7-10	.700	15-18-33	1.4	2	5	11	3	18	0.8
LIGGETT, Lynn	1975-76	7		3-9	.333			4-5	.800	7	1.0	10	7			10	1.4
LOCKER, Sheley	1997-98	10-0	59	7-11	.636	0-0	.000	6-9	.667	2-3-5	0.5	1	3	0	2	20	2.0
LOURO, Jess	2015-19	110-80	2743	198-592	.334	150-483	.311	58-79	.734	93-392-485	4.4	121	108	22	147	604	5.5
LUFFMAN, Jordyn	2010-11	30-19	710	52-155	.335	37-106	.349	19-21	.905	42-68-110	3.7	21	27	4	44	160	5.3
LUFKIN, Erica	1998-2000	50-21	1170	152-415	.366	79-218	.362	63-81	.778	40-73-113	2.3	151	165	6	37	446	8.9
LYMON, Chelsia	2006-10	124-84	3379	349-906	.385	196-553	.354	167-218	.766	112-242-354	2.9	339	257	4	297	1061	8.6
LYON, Gabby	2014-18	127-64	2846	215-371	.580	10-24	.417	96-169	.568	249-293-542	4.3	122	168	51	160	536	4.2
MAJORS, Jordan	2015-19	74-3	867	90-169	.533	0-9	.000	44-73	.603	103-104-207	2.8	39	51	32	31	224	3.0
MALASHKA, Kseniya	**2021-pres.**	**31-1**	**639**	**156-336**	**.464**	**29-96**	**.302**	**80-106**	**.755**	**55-109-164**	**5.3**	**23**	**67**	**48**	**41**	**421**	**13.6**
MARCH, Lauren	2010-14	104-18	843	75-206	.364	16-63	.254	26-40	.650	70-109-179	1.7	21	45	21	29	192	1.8
MARTIN, Monique	2005-06	30-4	246	61-157	.389	12-36	.333	22-41	.537	19-27-46	1.5	10	24	3	19	156	5.2
MASON, LaCondra	2005-07	39-23	656	67-157	.427	37-86	.430	9-15	.600	23-45-68	1.7	58	36	9	39	180	4.6
McCLANNAHAN, Sharon	1975-79	97		608-1263	.481			248-410	.605	749	7.7	54	162			1464	15.1
McCLINIC, Keisha	2000-04	120-80	3241	325-843	.386	97-332	.292	162-225	.720	203-390-593	4.9	197	262	10	246	909	7.6
McCLURE, Jessica	1998-2002	113-50	2442	200-476	.420	9-32	.281	173-253	.684	68-272-340	3.0	394	349	23	213	582	5.2
McCULLOCH, Sharon	1975-76	1		0-0	.000			1-2	.500	1	1.0	0	0			1	1.0
McDONALD, Cathy	1984-86	54-0	797	66-168	.393			4-11	.364	125	2.3	117	97	28	22	136	2.5
McDONALD, Lee	1986-87	25-10	448	25-71	.352	0-0	.000	18-32	.563	22-38-60	2.4	32	31	1	6	68	2.7
McFADDEN, Molly	2008-12	39-0	106	6-17	0.353	0-0	.000	3-9	.333	14-19-33	0.8	1	5	0	4	15	0.4
McFALL, Jennifer	1981-85	115-114	3789	768-1601	.480			298-475	.627	992	8.6	351	384	62	205	1834	15.9
McKINNEY, Sherry	1977-78	28		153-312	.490			59-81	.728	267	9.5	17	76			365	13.0
MEADOWS, Kara	2017-18	3-0	8	1-5	.200	0-0	.000	2-2	1.000	0-1-1	0.3	0	1	0	1	4	1.3
MIDDLEBROOKS, Shayla	2016-17	9-0	34	2-8	.250	1-2	.500	2-4	.500	1-4-5	0.6	1	2	0	0	7	0.8
MILLER, Rhonda	1980-81	7-0	25	1-5	.200			1-2	.500	7	1.0	1	3	0	0	3	0.4
MOORE, Cindy	1978-79	26		46-110	.418			19-30	.633	90	3.5	27	50			109	4.2
MORRISON, Julie	1989-93	112-83	2713	277-685	.404	12-44	.273	156-205	.761	103-200-303	2.7	370	306	5	130	722	6.4
MUCKER, Tawanya	1985-89	113-103	3380	780-1477	.528	0-0	.000	386-587	.658	262-460-887	7.8	80	226	89	101	1946	17.2
MULLINS, Angie	1989-90	11-0	24	0-5	.000	0-0	.000	2-2	1.000	1-3-4	0.4	1	3	0	0	2	0.2
MYERS, Stephanie	2011-13	7-0	11	3-8	.375	0-0	.000	0-0	.000	1-6-7	1.0	0	6	1	0	6	0.9
NEELEY, Cortney	1995-99	117-97	3062	314-819	.383	106-307	.345	247-336	.735	103-208-311	2.7	428	395	6	207	981	8.4
NEVILS, Sharon	1984-86	44-16	813	81-189	.429			28-42	.667	116	2.6	35	37	3	26	1904.3	**Name**

Year(s)	GP-GS	MIN	FGM-FGA		FG %	3FGM-A	3FG %	FTM-FTA	FT %	OR-DR-Total	Avg.	A	TO	B	S	PTS	PPG
NEWSOM, Daphne	1980-82	54-17	1067	138-288	.479			63-72	.875	117	2.2	56	44	1	40	339	6.3
NEWTON, Libby	1988-90	42-8	745	80-226	.354	1-3	.333	52-72	.722	41-54-95	2.3	74	71	1	44	213	5.1
NUXOL, Sara	2004-05	15-0	59	4-9	.444	0-1	.000	0-1	.000	1-3-4	0.3	2	2	0	2	8	0.5
ORR, Starr	2004-08	120-70	2793	208-564	.369	39-152	.257	94-137	.686	181-222-403	3.6	162	148	7	187	549	4.6
PARKER, Cheyenne	2015-16	22-19	624	157-267	.588	1-3	.333	94-139	.676	116-127-243	11.0	37	74	88	29	409	18.6
PARKINSON, Angie	1993-94	11-0	25	3-6	.500	0-0	.000	9-10	.900	1-3-4	0.4	0	2	0	1	15	1.4
PARVIAINEN, Mia	1999-03	107-49	1864	187-458	.408	71-201	.353	44-62	.710	78-184-262	2.5	99	158	41	47	489	4.6
PATCHEN, Melanie	1992-96	93-32	1160	104-223	.466	0-2	.000	90-155	.581	85-144-229	2.5	26	63	0	26	299	3.2
PAYNE, Skye	2021-22	5-0	54	0-2	.000	0-2	.000	0-0	.000	0-2-2	0.4	0	1	0	0	0	0.0
PENTTILA, Paula	1999-03	118-86	3388	248-669	.371	100-332	.301	132-188	.702	50-196-246	2.1	297	273	13	114	728	6.2
PERKINS, Nicole	1997-01	81-1	482	65-177	.367	23-85	.271	40-57	.702	27-55-82	1.0	34	48	2	30	193	2.4
PERRY, Linda	1978-79	25		62-171	.363			47-83	.566	77	3.6	38	85			171	6.8
PETTY, Ty	2013-17	126-98	3660	503-1230	.409	171-515	.332	276-353	.782	59-296-355	2.8	540	386	11	198	1453	11.5
PICKEL, Jackie	2006-10	132-64	3023	366-1010	.362	248-761	.326	42-66	.636	89-165-254	1.9	194	162	8	188	1022	7.7
PITTMAN, Brittany	2005-06	17-0	98	7-19	.368	0-0	.000	4-13	.308	9-13-22	1.3	5	6	11	7	18	1.1
POLK, Celissa	1978-80	44		28-62	.452			12-18	.667	57	1.3	13	33			68	1.5
POOL, Emily	1996-97	1-0	1	0-0	.000	0-0	.000	0-0	.000	0-0-0	0.0	0	0	0	0	0	0.0
PORTER, TiAnna	2013-16	77-5	674	90-178	.506	2-4	.500	39-77	.506	74-95-169	2.2	22	53	42	26	221	2.9
PORTIK, Ileana	1978-80	59		345-672	.513			123-170	.724	415	7.0	46	150			811	13.7
PRATER, Heather	1992-96	114-113	3538	423-926	.457	224-502	.446	278-346	.803	105-270-375	3.3	605	364	20	177	1360	11.9
PRESERVATI, Hannah	2014-15	5-0	9	0-0	.000	0-0	.000	0-0	.000	0-1-1	0.2	0	1	0	0	0	0.0
QUEEN, Emily	2007-11	77-58	1787	174-464	.375	35-134	.261	88-131	.672	152-291-443	5.8	112	185	16	86	471	6.1
QUIRK, Kim	1987-88	3-0	6	2-4	.500	0-0	.000	0-0	.000	0-2-2	0.7	0	3	0	2	4	1.3
RAYNOR, Dymon	2009-13	54-0	303	40-82	.488	0-1	.000	20-36	.556	32-42-74	1.4	6	48	10	12	100	1.9
REUTER, Rebecca	2014-18	131-67	2329	262-609	.430	55-153	.359	183-254	.720	189-354-543	4.1	113	228	72	58	762	5.8
RICE, Shawn	1987-88	2-2	69	8-16	.500	3-6	.500	0-0	.000	0-3-3	1.5	7	18	0	7	19	9.5
RICKMAN, Mary	1989-90	7-0	66	10-21	.476	0-0	.000	0-1	.000	5-10-15	2.1	3	5	0	1	20	2.9
RILEY, Kathy	1976-78	25		96-188	.511			37-65	.569	99	4.0	41	73			229	9.2
ROBINSON, Priscilla	1990-94	110-98	3357	733-1337	.548	19-50	.380	518-678	.764	346-562-908	8.3	128	201	28	194	2009	18.3
ROSS, Janet	1983-87	115-69	2924	400-850	.471	53-102	.520	97-115	.843	9-55-181	1.6	355	324	7	132	950	8.3
ROSSEAU, Denise	1975-76	8		6-21	.286			8-9	.889	13	1.6	3	4			20	2.5
ROWE, Ebony	2010-14	131-131	4858	944-1724	.548	7-26	.269	558-920	.607	664-746-1410	10.8	240	374	110	211	2453	18.7
SAAR, Dor	2021-22	35-35	1216	139-409	.340	90-269	.335	48-57	.842	17-114-131	3.7	126	79	2	54	416	11.9
SALAS, Maria	1981-85	86-20	1290	114-255	.447			52-69	.754	89	1.0	109	118	1	36	280	3.3
SAVAGE, Charity	2016-20	96-33	1378	166-318	.522	24-83	.289	97-154	.630	162-266-428	4.5	82	92	46	68	453	4.7
SELLS, Mackenzie	2012-2015	44-2	180	12-48	.250	5-32	.156	5-8	.625	10-15-25	0.6	9	8	1	13	34	0.8
SCHLUETER, Jessica	2001-03	32-1	204	28-59	.475	0-1	.000	10-23	.435	16-38-54	1.7	4	13	7	5	66	2.1
SCOTT, Tammy	1983-84	11-0	25	2-7	.286			4-5	.800	4	0.4	1	4	0	1	8	0.7
SCRUGGS, Christy	1986-90	89-45	2044	124-369	.336	70-210	.333	74-128	.578	67-194-261	2.9	313	209	3	111	392	4.4
SHIPLEY, Debbie	1978-79	22		19-48	.396			7-13	.538	24	1.1	11	20			45	2.0
SIMMONS, Michelle	2000-01	8-0	30	2-4	.500	1-1	1.000	2-4	.500	0-4-4	0.5	4	4	0	4	7	0.9
SISSOM, Abbey	2014-18	124-83	3392	293-868	.338	183-515	.355	139-189	.735	61-208-269	2.2	303	201	2	92	908	7.3
SISSON, Tricia	1989-93	78-2	648	42-129	.326	4-19	.211	29-47	.617	37-78-115	1.5	64	58	1	36	117	1.5
SLIGER, Sharon	1975-76	14		6-26	.231			3-6	.500	16	1.1	4	9			15	1.1
SMILEY, Trena	1980-82	44-14	477	16-57	.281			27-38	.711	42	1.0	51	55	2	9	59	1.3
SMITH, Christy	1992-93	3-0	9	0-2	.000	0-2	.000	1-2	.500	0-0-0	0.0	0	1	0	0	1	0.3
SMITH, Mary	1990-91	19-15	577	20-90	.200	17-72	.236	21-34	.618	5-38-43	2.3	106	87	1	19	78	4.1
SMITH, Sherry	1979-83	113-59	2097	341-812	.420			228-334	.683	360	3.2	403	430	6	90	910	8.1
SMITH, Tanika	1996-98	48-31	1265	146-303	.482	0-1	.000	80-121	.661	99-132-231	4.8	97	112	7	83	372	7.8
SNEED, Natalie	1994-98	118-74	2790	262-639	.410	58-170	.341	179-245	.731	113-219-332	2.8	285	298	41	149	761	6.4
SPIVEY, Diane	1975-76	8		23-75	.307			24-36	.667	52	6.5	7	11			70	8.8
STEWART, KeKe	2010-14	126-48	2075	268-671	.399	69-221	.312	118-162	.728	125-221-346	2.7	94	131	37	49	723	5.7
STEWART, Tina	2008-11	80-18	862	74-246	.301	41-144	.285	52-78	.667	48-59-107	1.3	63	100	1	70	241	3.0
STOVALL, Tia	2002-06	116-100	3361	513-1002	.512	0-8	.000	309-479	.645	258-408-666	5.7	215	322	93	189	1335	11.5
SUTTON, Taylor	2018-20	64-63	1927	268-733	.366	140-397	.353	68-91	.747	33-100-133	2.1	95	164	5	68	744	11.6
TATE, Whitney	2006-07	10-0	24	1-7	.143	1-5	.200	0-0	.000	2-4-6	0.6	0	3	0	0	3	0.3
TAYLOR, Jennifer	1979-80	28		10-44	.227			9-15	.600	28	1.0	15	30			29	1.0
THOMAS, Trella	1992-96	97-60	2057	198-481	.412	23-87	.264	220-317	.694	118-167-285	2.9	169	189	0	132	639	6.6
THOMATIS, Jamie	1998-2002	112-73	3001	722-1310	.551	77-194	.397	450-556	.809	241-445-686	6.1	244	308	47	191	1971	17.6
THORNTON, Sally	1979-80	8		5-16	.313			1-6	.166	6	0.8	0	3			11	1.4
TUCKER, Sherry	1991-95	102-86	2978	541-1274	.425	182-525	.347	188-291	.646	182-397-579	5.7	284	327	63	221	1452	14.2
TURNER, Kiya	2018-19	26-0	124	6-17	.353	1-3	.333	8-16	.500	4-12-16	0.6	10	6	0	9	21	0.8
UPCHURCH, Kim	1981-82	9-0	48	5-7	.714			4-5	.800	9	1.0	1	3	0	0	14	1.6
WADE, Thelisa	1988-89	6-0	14	1-5	.200	0-0	.000	1-2	.500	0-2-2	0.3	1	0	0	4	3	0.5
WARE, Shelia	1979-80	4		0-1	.000			3-4	.750	1	0.3	0	0			3	0.7
WARDEN, Caroline	2012-16	115-16	1387	99-271	.365	55-150	.367	43-69	.623	25-66-91	0.8	123	114	0	51	296	2.6
WAYMAN, Michelle	1990-91	2-0	3	1-2	.500	0-0	.000	1-2	.500	1-0-1	0.5	0	0	0	1	3	1.5
WEBB, Jenne	2003-05	11-0	65	1-19	.053	1-16	.063	11-13	.846	1-8-9	0.8	7	0	0	5	14	1.3
WEBB, Kim	1983-87	116-116	3895	881-1622	.543	3-13	.231	383-520	.737	93-110-692	6.0	399	320	64	294	2148	18.5
WELDON, Christy	1993-95	26-0	71	4-11	.364	0-0	.000	3-5	.600	2-7-9	0.3	6	4	2	4	11	0.4
WHITSON, Courtney	**2019-pres.**	**90-90**	**3019**	**329-847**	**.388**	**165-497**	**.332**	**84-107**	**.785**	**213-399-612**	**6.8**	**117**	**155**	**29**	**98**	**907**	**10.1**
WHITTINGTON, Alexis	**2018-pres.**	**121-64**	**3219**	**246-649**	**.379**	**138-414**	**.333**	**88-107**	**.822**	**159-319-478**	**4.0**	**148**	**107**	**57**	**141**	**718**	**5.9**
WHITTINGTON, Am.	2018-22	53-1	213	10-36	.278	6-32	.188	3-8	.375	6-11-17	0.3	4	9	6	9	29	0.5
WILLBANKS, Kay	1983-87	97-70	2278	500-957	.522	0-0	.000	236-362	.652	22-45-687	7.1	32	192	191	106	1236	12.8
WILLIAMS, Caya	2013-15	14-0	63	8-22	.364	0-2	.000	8-14	.571	12-5-17	1.2	1	5	1	3	24	1.7
WILLIAMS, Cherrita	1991-93	56-25	1194	185-449	.412	36-129	.279	61-88	.693	120-167-287	5.1	95	75	29	77	467	8.3
WILSON, Gail	1975-76	7		3-13	.272			3-8	.375	15	2.1	1	1			9	1.3
WINFREE, Debra	1979-81	32-0	105	14-36	.389			6-10	.600	21	0.7	11	14	1	4	34	1.1
WINFREE, LaShonda	1998-00	49-1	397	41-80	.513	0-0	.000	21-57	.368	28-64-92	1.9	9	48	6	20	103	2.1
WOODARD, Clarissa	1993-94	28-5	380	66-147	.449	0-0	.000	33-44	.750	43-64-107	3.8	7	19	5	16	165	5.9
WRIGHT, Josephine	1978-80	37		127-270	.470			51-78	.654	223	6.0	127	130			307	8.3
WRIGHT, Shana	1988-92	97-46	1721	215-486	.442	30-94	.319	82-116	.707	86-107-193	2.0	165	141	1	74	542	5.5
ZITNEY, Jan	1975-78	74		263-655	.402			79-79	1.000	273	3.7	305	271			605	8.9

NCAA TOURNAMENT APPEARANCES (19)

1982-83
1983-84
1984-85
1985-86
1987-88
1995-96
1997-98
2003-04
2004-05
2005-06
2006-07
2008-09
2009-10
2010-11
2011-12
2012-13
2013-14
2015-16
2020-21

1982-83
OVC Regular Season Champions
OVC Tournament Champions
1st Round - NCAA Tournament

Midwest Regional
March 15, 1983
JSU Athletics and Assembly Center (Jackson, Miss.)

Middle Tennessee 64, Jackson State 61

MT	FG-A	FT-A	REB	PF	PTS	A	TO	BK	ST
McFall*	5-17	2-4	9	4	12	1	3	0	1
Lindley*	4-10	1-1	6	1	9	0	3	0	0
Hoover*	3-13	3-6	9	4	9	1	1	2	0
Smith*	3- 7	2-6	6	2	8	5	4	0	2
Lemeh*	8-16	7-10	4	4	23	0	3	1	1
Salas	0- 0	0-0	0	1	0	0	1	0	0
Bandjlich	0- 0	0-0	0	0	0	0	1	0	0
Allen	0-1	3-4	1	0	3	0	1	0	0
Jones	0-0	0-1	0	2	0	0	0	0	0
TEAM			4						
TOTALS	23-64	18-32	39	18	64	7	17	3	4

FG 1st (9-25) 36.0 2nd (14-39) 35.9 Total (23-64) 35.9
FT 1st (11-16) 68.8 2nd (7-16) 43.8 Total (18-32) 56.3
Deadball Rebounds: 5

Jackson State	FG-A	FT-A	REB	PF	PTS	A	TO	BK	ST
McFarland*	1-1	0-0	1	5	2	3	4	0	1
McCall*	1-4	0-0	0	4	2	1	2	0	0
Thomas*	1-6	3-4	4	4	5	0	2	0	2
Hill*	0-1	0-0	0	1	0	1	2	0	1
Malbrove*	0-1	0-0	1	1	0	0	2	0	0
Bradford	3-3	0-0	0	2	6	0	1	0	0
Stringfellow	0-5	2-2	1	3	2	2	0	0	2
Mitchell	6-11	2-5	14	3	14	3	2	1	4
Robinson	1-5	0-0	2	4	2	0	1	0	0
Taylor	10-17	8-11	16	3	28	5	4	2	4
Hibbler	0-2	0-2	3	4	0	1	1	0	1
TEAM			5						
TOTALS	23-56	15-24	47	34	61	16	21	3	15

FG 1st (14-31) 45.2 2nd (9-25) 36.0 Total (23-56) 41.1
FT 1st (6-11) 54.5 2nd (9-13) 69.2 Total (15-24) 62.5
Deadball Rebounds: 6

Halftime Score: Jackson State 34, MT 29.
Attendance: 833
Officials: Rivault and Link
Technical Fouls: MT — McFall, Smith, Bench. Jackson State — None.

1982-83
OVC Regular Season Champions
OVC Tournament Champions
2nd Round - NCAA Tournament

Midwest Regional
March 17, 1983
Thomas Assembly Center (Ruston, La.)

Louisiana Tech 91, Middle Tennessee 59

MT	FG-A	FT-A	REB	PF	PTS	A	TO	BK	ST
McFall*	8-13	6-9	5	3	22	1	2	1	2
Lindley*	3-7	1-2	2	4	7	0	0	0	0
Hoover*	6-13	0-1	8	2	12	2	0	1	0
Smith*	1-7	0-0	5	1	2	8	7	0	1
Lemeh*	5-15	2-5	4	3	12	3	3	0	1
Salas	0-1	0-0	0	0	0	0	0	0	0
Allen	1-4	0-0	2	0	2	0	0	1	1
Jones	1-5	0-1	1	0	2	0	0	0	0
Hamilton	0-1	0-0	1	0	0	0	1	0	0
Bandjlich	0-0	0-0	0	1	0	0	0	0	0
TEAM			3						
TOTALS	25- 66	9-18	31	14	59	14	13	3	5

FG 1st (8-30) 26.7 2nd (17-36) 47.2 Total (25-66) 37.9
FT 1st (3-6) 50.0 2nd (6-12) 50.0 Total (9-18) 50.0
Deadball Rebounds: 4

La. Tech	FG-A	FT-A	REB	PF	PTS	A	TO	BK	ST
Scott*	7-12	1-2	6	3	15	4	0	2	0
Rodman*	5-7	0-0	11	1	10	1	1	3	0
Lawrence*	10-14	2-4	11	2	22	1	4	4	3
White*	3-4	2-2	2	0	8	9	1	0	0
Mulkey*	2-2	1-1	2	2	5	4	0	1	0
Sossamon	1-4	0-0	2	5	2	1	0	0	1
Gant	6-10	1-2	4	5	13	3	0	0	1
Konerza	3-4	0-0	2	0	6	4	1	0	2
Wilkerson	1-3	1-2	0	0	3	2	1	0	0
Green	0-1	0-0	0	1	0	0	0	0	0
Primeaux	0-0	0-0	0	1	0	1	1	0	0
TEAM			2				1		
TOTALS	41-66	9-14	41	20	91	31	14	9	8

FG 1st (23-36) 63.9 2nd (18-30) 60.0 Total (41-66) 62.1
FT 1st (4-6) 66.7 2nd (5-8) 62.5 Total (9-14) 64.2
Deadball Rebounds: 4

Halftime Score: Louisiana Tech 50, MT 19.
Attendance: 3,305
Officials: Pierce and Johnson
Technical Fouls: MT — None. La. Tech — Bench.

1983-84
OVC Regular Season Champions
OVC Tournament Champions
1st Round - NCAA Tournament

Mideast Regional
March 14, 1984
Stokely Athletic Center (Knoxville, Tenn.)

Tennessee 70, Middle Tennessee 52

MT	FG-A	FT-A	REB	PF	PTS	A	TO	BK	ST
McFall*	5-17	3-4	6	2	13	1	3	2	0
Lindley*	1-8	2-4	3	3	4	0	3	0	0
Hoover*	3-10	0-0	9	3	6	0	1	1	0
Hamilton*	0-1	1-3	0	1	1	0	1	0	1
Webb*	8-12	2-3	2	3	18	0	3	0	1
Salas	1-3	2-2	0	1	4	1	4	0	1
Willbanks	2-7	2-2	4	4	6	0	2	2	0
Ross	0-1	0-0	1	0	0	0	1	0	0
Bandjlich	0-0	0-0	1	1	0	0	0	0	0
TEAM			6						
TOTALS	20-59	12-18	32	18	52	2	18	5	3

FG 1st (9-26) 34.6 2nd (11-33) 33.3 Total (20-59) 33.9
FT 1st (6-8) 75.0 2nd (6-10) 60.0 Total (12-18) 66.7
Deadball Rebounds: 2

Tennessee	FG-A	FT-A	REB	PF	PTS	A	TO	BK	ST
Ostrowski*	7-10	8-10	14	4	22	2	2	0	2
Haave*	6-13	2-2	4	2	14	1	1	0	1
Towns*	3-6	2-4	6	1	8	0	0	0	0
Collins*	2-3	0-0	1	2	4	2	2	0	0
Hatmaker*	2-6	0 0	1	1	4	3	4	0	1
Snyder	0-0	0-0	2	1	0	0	0	0	0
Collins	3-9	0-1	5	3	6	1	1	0	1
Freeman	1-4	0-0	1	1	2	0	2	0	0
Webb	2-3	0-0	2	1	4	0	2	0	0
Marr	2-2	0-0	1	3	4	2	1	0	1
Sexton	1-2	0-0	0	1	2	0	0	0	0
Gamble	0-0	0-0	1	0	0	0	2	0	0
Littlejohn	0-1	0-0	1	0	0	1	0	0	0
TEAM			7						
TOTALS	29-59	12-17	46	20	70	12	17	0	6

FG 1st (13-26) 50.0 2nd (16-33) 48.5 Total (29-59) 49.2
FT 1st (8-11) 72.7 2nd (4-6) 66.7 Total (12-17) 70.6
Deadball Rebounds: 0

Halftime Score: Tennessee 34, MT 24
Attendance: 1639
Officials: Sutton and King
Technical Fouls: None.

1984-85
OVC Regular Season Champions
OVC Tournament Champions
1st Round - NCAA Tournament

Mideast Regional
March 17, 1985
E.A. Diddle Arena (Bowling Green, Ky.)

Western Kentucky 90, Middle Tennessee 83

MT	FG-A	FT-A	REB	PF	PTS	A	TO	BK	ST
Webb*	13-22	7-8	10	5	33	0	3	1	0
McFall*	1-4	1-2	6	5	3	4	1	1	1
Willbanks*	1-2	0-0	5	4	2	0	2	1	1
Ross*	2-3	0-0	3	5	4	2	2	0	0
Lawrence*	9-16	9-10	2	1	27	1	5	0	2
David	4-7	2-5	4	4	10	0	3	1	0
McDonald	0-3	0-0	2	2	0	4	4	2	0
Nevils	2-6	0-1	3	0	4	0	1	0	1
TOTALS	32-63	19-26	35	26	83	11	21	6	5
FG	1st (16-31) 48.4		2nd (17-32) 53.1			Total (32-63) 50.8			
FT	1st (6-8) 75.0		2nd (13-18) 72.2			Total (19-26) 73.1			

Deadball Rebounds: 2

Western Ky.	FG-A	FT-A	REB	PF	PTS	A	TO	BK	ST
Jones*	4-8	3-6	1	5	11	1	0	0	1
Mason*	8-10	5-7	9	3	21	2	5	5	3
Carlson*	2-3	2-2	4	0	6	0	1	0	1
Haskins*	7-12	3-4	2	5	17	5	6	0	2
Thomas*	2-4	3-4	5	4	7	3	4	0	0
Brown	8-12	8-10	7	3	24	2	3	1	1
Ottens	1-3	0-0	1	0	2	0	0	0	0
Jenkins	1-5	0-1	3	4	2	2	2	0	2
Ogles	0-1	0-0	0	0	0	0	1	0	0
TEAM			1						
TOTALS	33-58	24-34	33	24	90	15	22	6	10
FG	1st (14-27) 51.9		2nd (19-31) 61.3			Total (33-58) 56.9			
FT	1st (10-14) 71.4		2nd (14-20) 70.0			Total (24-34) 70.6			

Deadball Rebounds: 3

Halftime Score: Western Kentucky 38, MT 36
Attendance: 2700
Officials: Provencio and Lafasso
Technical Fouls: MT — None. Western Kentucky — Bench.

1985-86
OVC Regular Season Champions
OVC Tournament Champions
1st Round - NCAA Tournament

Mideast Regional
March 12, 1986
Frank McGuire Arena (Columbia, S.C.)

Middle Tennessee 78, South Carolina 77 (OT)

MT	FG-A	FT-A	REB	PF	PTS	A	TO	BK	ST
Nevils*	1-3	1-2	3	0	3	0	0	0	0
Mucker*	4-7	0-1	3	4	8	0	0	0	0
Willbanks*	8-15	4-5	11	4	20	0	1	3	0
Gross*	0-6	1-3	5	5	1	7	1	0	0
Webb*	9-18	0-1	10	3	18	7	5	0	5
Ross	7-18	1-3	4	0	15	4	5	0	1
Lindley	6-10	1-2	8	3	13	0	1	1	1
Beck	0-2	0-0	0	2	0	1	2	0	1
Davis	0-0	0-0	0	1	0	0	0	0	0
McDonald	0-0	0-0	0	0	0	1	0	0	0
TEAM			4						
TOTALS	35-79	8-17	48	22	78	20	15	4	8
FG	1st (14-33) 42.4		2nd (21-46) 45.7			Total (35-79) 44.3			
FT	1st (0-2) 0.0		2nd (8-15) 53.3			Total (8-17) 47.1			

Deadball Rebounds: 1

S. Carolina	FG-A	FT-A	REB	PF	PTS	A	TO	BK	ST
Southers*	9-23	6-7	9	4	24	5	3	0	4
Harvey*	3-8	0-1	7	3	6	5	3	0	0
Gilmore*	9-14	0-4	18	3	18	0	4	2	2
Ballou*	6-16	2-2	4	4	14	4	3	0	3
Raab*	1-2	0-0	1	0	2	4	1	0	0
Parker	4-7	5-5	1	4	13	4	2	0	0
Glass	0-0	0-1	1	0	0	0	0	1	0
TEAM			7						
TOTALS	32-70	13-20	48	18	77	22	16	3	9
FG	1st (15-29) 51.7		2nd (17-41) 41.5			Total (32-70) 45.7			
FT	1st (5-9) 55.6		2nd (8-11) 72.7			Total (13-20) 65.0			

Deadball Rebounds: 1

Halftime Score: South Carolina 35, MT 28
Attendance: 2200
Officials: Courteau and Koch
Technical Fouls: None.

1985-86
OVC Regular Season Champions
OVC Tournament Champions
2nd Round - NCAA Tournament

Mideast Regional
March 16, 1986
LSU Assembly Center (Baton Rouge, La.)

LSU 78, Middle Tennessee 65

MT	FG-A	FT-A	REB	PF	PTS	A	TO	BK	ST
Nevils*	3-7	0-0	3	1	6	1	1	0	0
Mucker*	2-5	0-1	5	3	4	0	1	0	0
Willbanks*	3-10	0-0	9	4	6	1	2	3	2
Gross*	4-11	2-4	5	5	10	4	3	0	2
Webb*	8-20	2-4	4	4	18	2	7	0	2
Ross	2-8	0-0	1	5	4	1	1	0	1
Lindley	1-6	1-2	6	3	3	0	1	0	0
Davis	4-6	0-0	2	3	8	0	0	0	1
Beck	2-2	2-2	5	3	6	1	1	0	0
McDonald	0-0	0-0	0	0	0	0	0	0	0
Davis	0-0	0-0	0	0	0	0	0	0	0
TEAM			4						
TOTALS	29-75	7-13	44	31	65	10	17	3	8
FG	1st (13-31) 41.9		2nd (16-44) 36.4			Total (29-75) 38.7			
FT	1st (8-10) 80.0		2nd (1-3) 33.3			Total (7-13) 53.8			

Deadball Rebounds: 3

LSU	FG-A	FT-A	REB	PF	PTS	A	TO	BK	ST
Randall*	4-10	2-3	8	3	10	2	5	0	2
Thornton*	6-10	9-3	11	2	21	2	1	0	1
Jones*	4-10	2-5	10	3	10	2	4	3	0
Branch*	8-15	6-7	5	2	22	6	4	0	1
Burns*	3-8	5-8	6	3	11	3	4	1	2
Dellay	1-1	2-4	1	2	4	0	1	1	0
Rains	0-0	0-0	0	0	0	0	0	0	0
TEAM			3						
TOTALS	26-54	26-40	44	15	78	15	19	5	6
FG	1st (12-36) 33.3		2nd (14-18) 77.8			Total (26-54) 48.1			
FT	1st (4-4) 100.0		2nd (22-36) 61.1			Total (26-40) 65.0			

Deadball Rebounds: 3

Halftime Score: LSU 34, MT 28
Attendance: 645
Officials: Zaborniak and Stokes
Technical Fouls: MT — Bench 2. LSU — None.

1987-88
OVC Regular Season Champions
OVC Tournament Champions
1st Round - NCAA Tournament

Midwest Regional
March 16, 1988
Phog Allen Fieldhouse (Lawrence, Kan.)

Kansas 81, Middle Tennessee 75

MT	FG-A	3FG-A	FT-A	REB	PF	PTS	A	TO	BK	ST
Beck*	8-13	1-1	2-2	2	1	19	2	1	0	2
Capley*	7-15	0-1	1-2	9	3	15	2	1	0	0
Mucker*	5-17	0-0	0-1	7	2	10	2	3	0	1
Collier*	2-4	2-3	0-0	1	2	6	6	6	0	2
Brown, S.*	9-16	5-10	0-0	2	1	23	3	2	0	1
Scruggs	0-1	0-0	0-0	0	1	0	0	1	0	3
Harrison	1-1	0-0	0-0	2	1	2	0	0	0	0
TEAM				7						
Totals	32-67	8-15	3-5	30	11	75	15	15	0	9
FG	1st (16-34) 47.1		2nd (16-33) 48.5			Total (32-67) 47.8				
3FG	1st (3-5) 60.0		2nd (5-10) 50.0			Total (8-15) 53.3				
FT	1st (3-5) 60.0		2nd (0-0) 0.0			Total (3-5) 60.0				

Deadball Rebounds: 1

Kansas	FG-A	3FG-A	FT-A	REB	PF	PTS	A	TO	BK	ST
Shaw*	5-14	3-7	1-1	4	0	14	6	4	0	4
Stroughter*	2-4	0-0	0-0	3	1	4	1	0	0	0
Baker*	14-20	0-0	0-0	10	1	28	1	2	1	3
Braddy*	1-3	0-0	1-2	3	3	3	8	4	0	1
Dougherty*	5-10	0-0	0-0	8	1	10	3	2	0	1
Richardson	4-8	0-0	0-5	3	3	8	2	3	2	0
Jackson	5-7	0-0	0-0	3	0	10	0	0	0	1
Page	2-4	0-0	0-0	3	0	4	0	1	0	1
TEAM				4						
TOTALS	38-70	3-7	2-8	41	9	81	21	16	3	11
FG	1st (18-37) 48.6		2nd (20-33) 60.6			Total (38-70) 54.3				
3FG	1st (2-4) 50.0		2nd (1-3) 33.3			Total (3-7) 42.9				
FT	1st (1-3) 33.3		2nd (1-5) 20.0			Total (2-8) 25.0				

Deadball Rebounds: 3

Halftime Score: Kansas 39, MT 38
Attendance: 1503
Officials: Shepherd and Olson
Technical Fouls: None.

1995-96
OVC Regular Season Champions
1st Round - NCAA Tournament

East Regional
March 16, 1996
Phog Allen Fieldhouse (Lawrence, Kan.)

Kansas 72, Middle Tennessee 57

MT	FG-A	3FG-A	FT-A	REB	PF	PTS	A	TO	BK	ST
Neeley*	3-7	1-3	0-0	3	2	7	2	4	0	1
Elder*	7-13	1-2	4-4	5	1	19	0	3	0	1
Buck*	0-4	0-0	2-2	5	2	2	0	2	0	0
Thomas*	1-11	0-4	12	5	3	3	3	3	0	2
Prater*	4-15	1-9	1-2	2	2	10	4	2	0	4
Sneed	4-10	1-4	1-1	4	3	10	1	2	0	1
Edwards	1-2	0-0	1-2	3	3	3	0	2	0	0
Francis	1-2	1-2	0-0	0	0	3	0	0	0	0
Patchen	0-0	0-0	0-0	1	0	0	0	2	0	1
Bevis	0-0	0-0	0-0	0	0	0	0	0	0	0
Jackson	0-0	0-0	0-0	0	1	0	0	0	0	0
TEAM				9			1			
TOTALS	21-64	5-24	10-13	37	17	57	10	21	0	10
FG	1st (10-32) 31.3		2nd (11-32) 34.4			Total (21-64) 32.8				
3FG	1st (2-11) 18.2		2nd (3-13) 23.1			Total (5-24) 20.8				
FT	1st (3-5) 60.0		2nd (7-8) 87.5			Total (10-13) 76.9				

Deadball Rebounds: 0

Kansas	FG-A	3FG-A	FT-A	REB	PF	PTS	A	TO	BK	ST
Sampson*	8-13	0-2	0-0	10	0	16	6	2	0	3
Trapp*	0-5	0-0	2-4	9	5	2	0	3	0	0
Sanford*	4-7	0-0	1-3	9	1	9	0	4	5	3
Hableib*	5-13	0-3	2-3	3	3	12	2	1	0	0
Dixon*	6-10	0-0	4-6	3	0	16	2	6	0	4
Reed	0-1	0-0	2-2	2	0	2	3	2	1	1
Canada	3-7	0-0	0-1	3	2	6	0	1	0	2
Raymant	1-3	1-1	1-2	4	2	4	1	1	0	0
Grayer	1-1	0-0	0-0	0	0	2	0	0	1	0
Gracey	0-0	0-0	2-2	0	1	2	1	1	0	0
Scott	0-0	0-0	1-2	1	0	1	0	0	0	1
Ledet	0-1	0-0	0-0	0	1	0	0	0	0	0
Travers	0-0	0-0	0-0	0	0	0	0	0	0	0
TEAM				4						
TOTALS	28-61	1-6	15-25	48	15	72	15	21	7	14
FG	1st (16-32) 50.0		2nd (12-29) 41.4			Total (28-61) 45.9				
3FG	1st (1-3) 33.3		2nd (0-3) 0.0			Total (1-6) 16.7				
FT	1st (5-10) 50.0		2nd (10-15) 66.7			Total (15-25) 60.0				

Deadball Rebounds: 4
Halftime Score: Kansas 38, MT 25
Attendance: 5279; Officials: Cloud, Schneider and Johnson

1997-98
OVC Tournament Champions
1st Round - NCAA Tournament

West Regional
March 14, 1998
Cameron Indoor Stadium (Durham, N.C.)

Duke 92, Middle Tennessee 67

MT	FG-A	3FG-A	FT-A	REB	PF	PTS	A	TO	BK	ST
Burrell*	3-7	1-2	2-3	4	4	9	0	1	0	0
Buck*	3-5	0-2	0-0	0	2	6	0	1	0	0
Sneed*	1-3	0-0	2-2	3	3	4	6	5	0	1
Neeley*	1-3	1-2	0-0	1	3	3	4	5	0	1
Smith*	4-10	0-0	0-0	6	1	8	6	3	0	4
Aluka	2-10	0-0	0-0	5	3	4	0	3	1	1
Chastain	6-11	4-6	0-0	2	3	16	1	2	1	1
Elder	5-10	3-6	2-2	3	5	15	1	0	0	2
Ainsworth	1-4	0-0	0-0	2	1	2	0	1	0	0
Perkins	0-0	0-0	0-0	0	0	0	0	0	0	0
TEAM				5						
TOTALS	26-63	9-18	6-7	31	25	67	18	21	2	10
FG	1st (12-31) 38.7		2nd (14-32) 43.8			Total (26-63) 41.3				
3FG	1st (3-6) 50.0		2nd (6-12) 50.0			Total (9-18) 50.0				
FT	1st (2-2) 100.0		2nd (4-5) 80.0			Total (6-7) 85.7				

Deadball Rebounds: 2

Duke	FG-A	3FG-A	FT-A	REB	PF	PTS	A	TO	BK	ST
Parent*	6-6	1-1	1-2	7	0	14	4	3	0	0
Browne*	6-10	0-0	3-5	6	2	15	2	4	0	2
VanGorp*	9-14	0-0	1-4	4	4	19	1	1	1	0
Howard*	3-8	0-2	0-0	2	1	6	9	3	0	3
Erickson*	2-5	2-4	2-2	4	1	8	1	1	0	1
Black	5-9	0-0	3-8	4	2	13	1	1	0	1
Schweitzer	4-5	1-2	4-8	2	1	13	4	0	0	0
Rice	0-0	0-0	1-2	3	1	1	3	1	0	1
Medhanie	1-2	1-2	0-0	1	1	3	0	1	0	0
Brown	0-0	0-0	0-0	2	0	0	0	1	0	0
Jones	0-1	0-0	0-0	0	0	0	0	0	0	0
TEAM				3				1		
TOTALS	36-60	5-11	15-31	38	13	92	25	17	1	8
FG	1st (20-31) 64.5		2nd (16-29) 55.2			Total (36-60) 60.0				
3FG	1st (3-7) 42.9		2nd (2-4) 50.0			Total (5-11) 45.5				
FT	1st (6-12) 50.0		2nd (9-19) 47.4			Total (15-31) 48.4				

Deadball Rebounds: 7

Halftime Score: Duke 49, MT 29
Attendance: 2566
Officials: Stewart, Morrow, Aliberti
Technical Fouls: None.

2003-04
SBC East Division Tri-Champions
SBC Tournament Champions
1st Round - NCAA Tournament

East Regional
March 21, 2004
Joyce Center (South Bend, Ind.)

Middle Tennessee 67, North Carolina 62

MT	FG-A	3FG-A	FT-A	REB	PF	PTS	A	TO	BK	ST
Horton*	8-13	0-1	0-0	4	4	16	2	0	1	1
Justice*	1-5	0-2	0-0	4	1	2	3	2	0	1
Stovall*	5-12	0-0	2-2	6	2	12	1	2	0	1
McClinic*	3-13	1-6	6-7	9	0	13	2	2	1	3
Holmes*	5-13	4-11	4-4	5	1	18	4	3	0	3
Givens	2-4	0-0	2-2	5	1	6	4	5	1	1
TEAM				4						
Totals	24-60	5-20	14-15	37	9	67	16	14	3	10
FG	1st (13-31) 41.9		2nd (11-29) 37.9			Total (24-60) 40.0				
3FG	1st (2-8) 25.0		2nd (3-12) 25.0			Total (5-20) 25.0				
FT	1st (7-7) 100.0		2nd (7-8) 87.5			Total (14-15) 93.3				

Deadball Rebounds: 0

N. Carolina	FG-A	3FG-A	FT-A	REB	PF	PTS	A	TO	BK	ST
Little*	8-13	0-1	2-3	5	2	18	1	3	0	1
Atkinson*	4-9	0-1	0-0	9	3	8	1	2	0	3
Sutton*	4-9	0-0	0-0	7	3	8	0	3	1	0
Latta*	1-13	0-7	3-3	2	1	5	1	3	0	3
Metcalf*	2-10	0-3	1-1	3	2	5	9	1	0	1
Bell*	7-16	0-1	0-0	7	3	14	0	3	0	4
McBee	1-2	0-0	2-2	4	2	4	0	2	0	0
Sell	0-0	0-0	0-0	0	0	0	0	0	0	0
Davis	0-0	0-0	0-0	1	0	0	0	0	0	0
TEAM				8						
Totals	27-72	0-13	8-9	46	16	62	12	17	1	12
FG	1st (11-33) 33.3		2nd (16-39) 41.0			Total (27-72) 37.5				
3FG	1st (0-7) 0.0		2nd (0-6) 0.0			Total (0-13) 0.0				
FT	1st (4-4) 100.0		2nd (4-5) 80.0			Total (8-9) 88.9				

Deadball Rebounds: 0

Halftime Score: MT 35, North Carolina 26
Attendance: 6225
Officials: Trammell, Jones, Cornell
Technical Fouls: None.

2003-04
SBC East Division Tri-Champions
SBC Tournament Champions
2nd Round - NCAA Tournament

East Regional
March 23, 2004
Joyce Center (South Bend, Ind.)

Notre Dame 59, Middle Tennessee 46

MT	FG-A	3FG-A	FT-A	REB	PF	PTS	A	TO	BK	ST
Horton*	7-14	0-0	4-7	4	2	18	0	1	0	2
Justice*	1-5	1-4	0-0	2	2	3	3	1	0	2
Stovall*	3-8	0-0	0-0	3	4	6	2	6	1	2
McClinic*	1-10	0-5	0-0	7	0	2	2	3	0	6
Holmes*	4-15	1-8	0-1	6	0	9	5	2	0	3
Jakobsen	0-0	0-0	0-0	0	0	0	0	0	0	0
Givens	2-3	0-0	4-4	4	4	8	1	1	0	0
Bailey	0-0	0-0	0-0	0	1	0	0	1	0	0
TEAM				4				1		
Totals	18-55	2-17	8-12	30	13	46	13	16	1	15
FG	1st (12-34) 35.3		2nd (6-21) 28.6			Total (18-55) 32.7				
3FG	1st (2-11) 18.2		2nd (0-6) 0.0			Total (2-17) 11.8				
FT	1st (0-0) 0.0		2nd (8-12) 66.7			Total (8-12) 66.7				

Deadball Rebounds: 0

Notre Dame	FG-A	3FG-A	FT-A	REB	PF	PTS	A	TO	BK	ST
Batteast*	13-17	1-1	0-1	12	1	27	1	3	1	1
LaVere*	1-6	0-1	1-2	4	3	3	1	2	3	2
Severe*	0-1	0-0	1-2	4	1	1	6	3	0	1
Duffy*	2-4	0-2	0-0	0	1	4	2	5	0	0
Hernandez*	1-2	0-1	0-0	3	0	2	4	1	0	1
Powers	0-0	0-0	0-0	0	0	0	0	2	0	0
Joyce	3-4	3-4	0-0	1	0	9	0	0	0	1
Borton	2-5	0-0	0-0	1	2	4	1	1	2	0
Gray	0-0	0-0	0-0	0	1	0	0	2	0	0
Flecky	1-2	0-0	0-1	1	4	2	3	2	0	0
Erwin	3-6	0-0	1-2	5	3	7	1	1	0	4
Weese	0-0	0-0	0-0	1	0	0	0	0	0	0
TEAM				4				1		
Totals	26-47	4-9	3-8	36	16	59	19	23	6	10
FG	1st (12-23) 52.2		2nd (14-24) 58.3			Total (26-47) 55.3				
3FG	1st (2-4) 50.0		2nd (2-5) 40.0			Total (4-9) 44.4				
FT	1st (3-6) 50.0		2nd (0-2) 0.0			Total (3-8) 37.5				

Deadball Rebounds: 1

Halftime Score: Notre Dame 29, MT 26; Attendance: 6440
Officials: Trammell, Day, Jones; Technical Fouls: MT — Horton. Notre Dame — Erwin.

2004-05
SBC Tournament Champions
1st Round - NCAA Tournament

Philadelphia Regional
March 19, 2005
Reunion Arena (Dallas, Texas)

Middle Tennessee 60, NC State 58

MT	FG-A	3FG-A	FT-A	REB	PF	PTS	A	TO	BK	ST
Horton*	4-9	0-0	3-4	2	4	11	1	0	0	2
Stovall*	5-12	0-0	1-1	5	3	11	2	2	0	0
Gray*	1-2	0-1	0-0	4	3	2	4	5	1	1
Givens*	3-8	0-0	2-4	5	4	8	3	4	0	3
Holmes*	11-18	2-6	2-2	2	2	26	2	2	1	4
Jakobsen	0-0	0-0	0-0	0	0	0	1	0	0	0
Orr	0-0	0-0	0-0	1	1	0	0	0	0	0
Boyd	1-4	0-1	0-0	5	0	2	2	1	0	1
TEAM				1						
Totals	25-53	2-8	8-11	25	17	60	15	14	2	11
FG	1st (11-26) 42.3		2nd (14-27) 51.9			Total (25-53) 47.2				
3FG	1st (2-4) 50.0		2nd (0-4) 0.0			Total (2-8) 25.0				
FT	1st (2-3) 66.7		2nd (6-8) 75.0			Total (8-11) 72.7				

Deadball Rebounds: 1

NC State	FG-A	3FG-A	FT-A	REB	PF	PTS	A	TO	BK	ST
Whittington*	7-11	0-0	4-6	5	2	18	0	2	2	1
Stansbury*	6-10	0-0	4-4	10	2	16	1	3	1	2
Dickens*	0-2	0-0	2-2	3	1	2	3	2	0	2
McDowell*	2-4	0-0	0-0	1	0	4	1	0	0	0
Bell*	1-3	0-1	0-0	0	4	2	0	1	0	0
Stockdale	2-4	2-3	0-2	1	0	6	3	1	0	2
Brown	0-0	0-0	0-0	0	0	0	1	0	0	0
Pope	1-3	0-1	2-2	3	2	4	3	4	0	0
Key	1-5	1-4	1-2	2	3	4	1	4	0	1
McCollin	1-1	0-0	0-0	0	1	2	0	0	0	0
TEAM				3				2		
Totals	21-43	3-9	13-18	28	15	58	13	19	3	8
FG	1st (10-22) 45.5		2nd (11-21) 52.4			Total (21-43) 48.8				
3FG	1st (1-4) 25.0		2nd (2-5) 40.0			Total (3-9) 33.3				
FT	1st (4-5) 80.0		2nd (9-13) 69.2			Total (13-18) 72.2				

Deadball Rebounds: 4

Halftime Score: MT 26, North Carolina State 25
Attendance: 6422
Officials: Bonneli, Clauser, Daley
Technical Fouls: None.

2004-05
SBC Tournament Champions
2nd Round - NCAA Tournament

Philadelphia Regional
March 21, 2005
Reunion Arena (Dallas, Texas)

Texas Tech 80, Middle Tennessee 69

MT	FG-A	3FG-A	FT-A	REB	PF	PTS	A	TO	BK	ST
Horton*	7-12	1-1	2-4	10	4	17	1	1	1	2
Stovall*	3-6	0-0	2-3	5	4	8	2	2	1	0
Gray*	1-5	1-3	0-0	0	2	3	0	0	0	1
Givens*	6-16	0-1	2-2	3	2	14	1	1	0	2
Holmes*	9-19	5-9	2-2	5	1	25	3	3	0	3
Jakobsen	0-1	0-1	0-0	1	1	0	0	0	0	0
Orr	0-0	0-0	0-0	0	1	0	0	0	0	0
Boyd	0-1	0-0	2-2	2	1	2	2	2	0	0
TEAM				1						
Totals	26-60	7-15	10-13	27	16	69	13	9	2	8
FG	1st (11-30) 36.7		2nd (15-30) 50.0			Total (26-60) 43.3				
3FG	1st (4-9) 44.9		2nd (3-6) 50.0			Total (7-15) 46.7				
FT	1st (3-4) 75.0		2nd (7-9) 77.8			Total (10-13) 76.9				

Deadball Rebounds: 1

Texas Tech	FG-A	3FG-A	FT-A	REB	PF	PTS	A	TO	BK	ST
Davis*	4-6	0-0	3-6	16	2	11	0	2	1	1
Robertson*	10-18	5-11	0-0	5	1	25	1	3	0	2
Greenwalt*	7-10	0-0	5-8	6	3	19	0	4	3	0
Dabbs*	4-8	0-1	1-2	5	2	9	5	3	0	2
Grant*	5-10	0-0	2-2	1	1	12	8	3	0	0
Smith	1-1	1-1	1-2	0	0	4	0	0	0	1
Griffin	0-0	0-0	0-0	0	2	0	1	0	0	0
TEAM				4						
Totals	31-53	6-13	12-20	37	11	80	15	15	4	6
FG	1st (17-27) 63.0		2nd (14-26) 53.8			Total (31-53) 58.5				
3FG	1st (4-8) 50.0		2nd (2-5) 40.0			Total (6-13) 46.2				
FT	1st (8-10) 80.0		2nd (4-10) 40.0			Total (12-20) 60.0				

Deadball Rebounds: 2

Halftime Score: Texas Tech 46, MT 29
Attendance: 5436
Officials: Smith, Gulbeyan, Scofield
Technical Fouls: None.

2005-06
SBC Tournament Champions
1st Round - NCAA Tournament

Albuquerque Regional
March 18, 2006
McKale Center (Tucson, Ariz.)

Utah 76, Middle Tennessee 71

MT	FG-A	3FG-A	FT-A	REB	PF	PTS	A	TO	BK	ST
Horton*	4-8	0-0	2-4	4	3	10	0	0	0	3
Stovall*	5-9	0-0	0-0	5	4	10	1	2	1	2
Abney*	5-9	5-9	0-0	2	3	15	1	1	0	1
Mason*	1-2	1-2	0-0	1	0	3	0	2	0	0
Givens*	11-22	2-5	1-4	7	2	25	11	0	0	3
Martin	0-3	0-0	0-0	0	0	0	0	0	0	0
Orr	3-6	2-3	0-0	2	4	8	3	4	0	0
Barclay	0-1	0-1	0-0	0	1	0	0	1	0	0
Boyd	0-3	0-0	0-0	3	2	0	0	0	0	0
TEAM				3						
Totals	29-63	10-20	3-8	27	19	71	16	10	1	9
FG	1st (13-34) 38.2		2nd (16-29) 55.2			Total (29-63) 46.0				
3FG	1st (5-14) 35.7		2nd (5-6) 83.3			Total (10-20) 50.0				
FT	1st (0-0) 0.0		2nd (3-8) 37.5			Total (3-8) 37.5				

Deadball Rebounds: 2

Utah	FG-A	3FG-A	FT-A	REB	PF	PTS	A	TO	BK	ST
Smith*	5-13	1-2	2-3	10	2	13	2	1	1	4
Perry*	6-11	0-1	2-3	10	1	14	0	0	1	1
Thorburn*	6-14	1-5	8-8	7	2	21	8	2	0	0
Larsen*	2-4	1-3	4-4	3	1	9	0	1	0	0
Carleson*	5-9	2-4	1-1	1	2	13	2	6	0	1
Warburton	1-2	0-0	2-2	2	1	4	1	3	0	0
Oakey	0-0	0-0	0-0	0	0	0	0	0	0	0
Filipe	1-3	0-0	0-0	3	2	2	0	0	0	0
TEAM				3						
Totals	26-56	5-15	19-21	39	11	76	13	13	2	6
FG	1st (13-28) 46.4		2nd (13-28) 46.4			Total (26-56) 46.4				
3FG	1st (3-8) 37.5		2nd (2-7) 28.6			Total (5-15) 33.3				
FT	1st (2-3) 66.7		2nd (17-18) 94.4			Total (19-21) 90.5				

Deadball Rebounds: 2,1

Halftime Score: MT 31, Utah 31
Attendance: 2156
Officials: n/a
Technical Fouls: None.

2006-07
SBC East Division Champions
SBC Tournament Champions
1st Round - NCAA Tournament

Dayton Regional
March 17, 2007
Maples Pavilion (Palo Alto, Calif.)

Middle Tennessee 85, Gonzaga 46

MT	FG-A	3FG-A	FT-A	REB	PF	PTS	A	TO	BK	ST
Holt*	10-14	0-1	3-5	6	0	23	1	0	0	4
Abney*	0-1	0-1	2-2	0	2	2	2	0	0	1
Horton*	7-14	0-0	0-1	7	3	14	3	3	0	4
Orr*	4-7	2-3	0-2	6	4	10	2	3	0	3
Givens*	9-20	0-0	6-6	5	4	24	4	5	0	5
Pickel	1-7	1-6	0-0	1	1	3	1	0	0	0
Barclay	2-4	2-4	1-2	1	1	7	0	1	0	0
Brown	0-0	0-0	0-0	1	3	0	0	0	0	0
Boyd	1-4	0-1	0-0	1	0	2	0	0	0	0
TEAM				6				1		
Totals	34-71	5-16	12-18	34	18	85	13	13	0	17
FG	1st (18-40) 45.0		2nd (16-31) 51.6			Total (34-71) 47.9				
3FG	1st (1-9) 11.1		2nd (4-7) 57.1			Total (5-16) 31.3				
FT	1st (7-8) 87.5		2nd (5-10) 50.0			Total (12-18) 66.7				

Deadball Rebounds: 2

Gonzaga	FG-A	3FG-A	FT-A	REB	PF	PTS	A	TO	BK	ST
Kane*	2-4	0-0	0-0	1	1	4	2	10	0	1
Ridenour*	3-5	0-2	4-4	2	3	10	0	2	1	3
Bowman*	3-6	0-0	0-0	8	3	6	0	3	0	1
Bjorklund*	1-6	0-1	0-0	3	3	2	2	2	0	0
Hawk*	2-7	0-1	1-2	6	0	5	1	3	4	0
Hassett	0-1	0-0	0-0	2	0	0	3	7	0	0
Elliott	4-5	2-2	7-9	4	2	17	0	5	0	1
Friesen	1-3	0-0	0-0	2	0	2	0	4	0	0
Santos	0-2	0-0	0-0	2	3	0	0	0	0	1
TEAM				2				1		
Totals	16-39	2-6	12-15	32	15	46	8	37	5	7
FG	1st (6-17) 35.3		2nd (10-22) 45.5			Total (16-39) 41.0				
3FG	1st (0-2) 0.0		2nd (2-4) 50.0			Total (2-6) 33.3				
FT	1st (8-10) 80.0		2nd (4-5) 80.0			Total (12-15) 80.0				

Deadball Rebounds: 1

Halftime Score: MT 44, Gonzaga 20
Attendance: 2939
Officials: Dressander, Dahlem, Daley
Technical Fouls: None.

2006-07
SBC East Division Champions
SBC Tournament Champions
2nd Round - NCAA Tournament

Dayton Regional
March 19, 2007
Maples Pavilion (Palo Alto, Calif.)

Marist 73, Middle Tennessee 59

MT	FG-A	3FG-A	FT-A	REB	PF	PTS	A	TO	BK	ST
Holt*	2-10	0-3	2-2	5	3	6	0	3	0	1
Horton*	4-8	0-0	2-2	6	4	10	0	1	0	2
Abney*	1-6	1-6	0-0	2	4	3	1	2	0	0
Orr*	2-6	0-2	1-1	7	4	5	1	2	0	3
Givens*	7-16	1-4	1-2	5	1	16	4	3	0	2
Pickel	3-6	3-5	0-0	0	1	9	0	3	0	0
Tate	0-0	0-0	0-0	1	0	0	0	0	0	0
Barclay	2-3	0-1	0-0	2	1	4	1	0	0	0
Cobb	0-0	0-0	0-0	0	0	0	0	0	0	1
Brown	2-5	2-5	0-0	1	2	6	2	0	0	0
Boyd	0-0	0-0	0-0	0	0	0	1	0	0	0
TEAM				1						
Totals	23-60	7-26	6-7	30	20	59	10	14	0	8
FG	1st (12-33) 36.4		2nd (11-27) 40.7			Total (23-60) 38.3				
3FG	1st (4-16) 25.0		2nd (3-10) 30.0			Total (7-26) 26.9				
FT	1st (1-1) 100.0		2nd (5-6) 83.3			Total (6-7) 85.7				

Marist	FG-A	3FG-A	FT-A	REB	PF	PTS	A	TO	BK	ST
Fitz*	5-10	0-0	0-0	6	0	10	3	1	2	1
Dahlman*	5-8	0-2	3-3	9	3	13	1	1	1	0
Kresge*	1-5	1-3	0-0	4	3	3	9	5	1	2
Viani*	4-8	3-4	2-2	4	0	13	0	0	0	1
Flores*	8-12	1-2	4-4	4	3	21	4	4	0	3
Minter	0-0	0-0	0-0	0	0	0	0	0	0	0
Engle	0-1	0-0	0-0	1	0	0	1	0	0	0
Hein	0-0	0-0	0-0	0	0	0	0	0	0	0
Johnson	2-3	1-1	2-3	0	1	7	2	0	0	0
Kolesar	0-0	0-0	0-0	0	0	0	0	1	0	0
Duff	0-0	0-0	0-0	0	0	0	0	0	0	0
Smrdel	1-8	0-3	4-5	3	0	6	0	0	0	0
TEAM				5						
Totals	26-55	6-15	15-17	36	10	73	20	12	4	7
FG	1st (15-31) 48.4		2nd (11-24) 45.8			Total (26-55) 47.3				
3FG	1st (4-7) 57.1		2nd (2-8) 25.0			Total (6-15) 40.0				
FT	1st (6-7) 85.7		2nd (9-10) 90.0			Total (15-17) 88.2				

Halftime Score: Marist 40, MT 29; Attendance: 4111
Officials: Smith, Dressander, Dahlem

2008-09
SBC East Division Champions
SBC Tournament Champions
1st Round - NCAA Tournament

Berkeley Regional
March 22, 2009
Jack Breslin Center (East Lansing, Mich.)

Michigan State 60, Middle Tennessee 59

MT	FG-A	3FG-A	FT-A	REB	PF	PTS	A	TO	BK	ST
Lymon*	1-10	0-3	2-2	5	3	4	3	1	0	4
Pickel*	3-9	2-6	0-0	4	2	8	2	0	0	1
Brown*	4-10	1-4	0-0	1	4	9	3	2	1	1
Clark*	14-25	2-2	4-4	10	5	34	2	9	1	4
Lanning*	0-1	0-1	0-0	3	1	0	1	1	0	0
Queen	1-3	0-1	0-0	1	0	2	0	0	0	1
Garrett	1-2	0-0	0-2	0	0	2	0	1	0	0
TEAM				6						
Totals	24-60	5-17	6-8	30	15	59	11	14	2	11
FG	1st (15-34) 44.1		2nd (9-26) 34.6			Total (24-60) 40.0				
3FG	1st (3-10) 30.0		2nd (2-7) 28.6			Total (5-17) 29.4				
FT	1st (5-7) 71.4		2nd (1-1) 100.0			Total (6-8) 75.0				

Deadball Rebounds: 1

Michigan St.	FG-A	3FG-A	FT-A	REB	PF	PTS	A	TO	BK	ST
Washington*	5-8	0-1	2-2	6	2	12	6	1	2	3
Johnson, M.*	2-9	1-4	1-1	2	2	6	1	5	0	1
Jefferson*	8-19	1-1	3-3	10	3	20	1	2	0	0
Johnson, L.*	0-1	0-0	0-0	3	2	0	1	4	1	1
DeHaan*	3-7	0-0	0-0	6	0	6	0	1	6	0
Poole	0-0	0-0	0-0	0	0	0	0	1	0	0
Schiffauer	0-0	0-0	0-0	1	0	0	0	1	0	0
Keane	4-6	1-2	4-4	4	2	13	2	4	1	1
Aitch	1-4	0-0	1-2	4	3	3	0	1	1	0
TEAM				3				1		
Totals	23-54	3-8	11-12	39	14	60	11	21	11	6
FG	1st (12-30) 40.0		2nd (11-24) 45.8			Total (23-54) 42.6				
3FG	1st (2-5) 40.0		2nd (1-3) 33.3			Total (3-8) 37.5				
FT	1st (6-6) 100.0		2nd (5-6) 83.3			Total (11-12) 91.7				

Deadball Rebounds: 0

Halftime Score: MT 38, Michigan State 32
Attendance: 4348
Officials: Trammell, Bonner, Koch
Technical Fouls: None.

2009-10
SBC East Division Champions
SBC Tournament Champions
1st Round - NCAA Tournament

Dayton Regional
March 21, 2010
Petersen Events Center (Pittsburgh, Pa.)

Mississippi State 68, Middle Tennessee 64

MT	FG-A	3FG-A	FT-A	REB	PF	PTS	A	TO	BK	ST
Lymon*	3-9	2-6	3-4	5	2	11	3	5	0	2
Pickel*	4-14	3-12	0-0	5	5	11	6	3	0	1
Brown*	5-14	4-10	0-0	5	0	14	2	1	0	0
Clark*	7-17	0-1	3-4	14	5	17	3	2	0	1
Lanning*	4-11	3-8	0-0	3	1	11	4	3	0	1
Stewart	0-0	0-0	0-0	0	0	0	0	0	0	0
Jones	0-0	0-0	0-0	0	0	0	0	0	0	0
Garrett	0-0	0-0	0-0	0	1	0	1	0	0	0
TEAM				2						
Totals	23-65	12-37	6-8	34	14	64	19	14	0	5
FG	1st (10-39) 25.6		2nd (13-26) 50.0			Total (23-65) 35.4				
3FG	1st (5-25) 20.0		2nd (7-12) 58.3			Total (12-37) 32.4				
FT	1st (5-6) 83.3		2nd (1-2) 50.0			Total (6-8) 75.0				

Deadball Rebounds: 1

Mississippi St.	FG-A	3FG-A	FT-A	REB	PF	PTS	A	TO	BK	ST
Rack*	6-15	4-9	5-7	4	1	21	5	4	0	0
Lumanu*	4-10	0-1	4-4	3	0	12	2	5	0	1
Mokango*	9-12	2-3	0-0	14	3	20	1	2	2	0
Grimes*	4-10	0-3	0-0	5	2	8	0	3	0	2
Govero*	1-5	1-3	0-0	2	1	3	4	1	0	0
Kalonda	1-1	0-0	0-0	2	0	2	0	0	0	0
Johnson	1-4	0-0	0-0	5	1	2	4	0	0	2
Washington	0-1	0-0	0-0	2	1	0	0	1	0	0
Jones	0-1	0-0	0-0	4	0	0	0	1	0	0
TEAM				0						
Totals	26-59	7-19	9-11	41	9	68	16	17	2	5
FG	1st (11-28) 39.3		2nd (15-31) 48.4			Total (26-59) 44.1				
3FG	1st (1-8) 12.5		2nd (6-11) 54.5			Total (7-19) 36.8				
FT	1st (5-6) 83.3		2nd (4-5) 80.0			Total (9-11) 81.8				

Deadball Rebounds: 3

Halftime Score: MT 30, Mississippi State 28
Attendance: 5156
Officials: DeMayo, Longeran, Ruland
Technical Fouls: None.

2010-11
SBC East Division Champions
1st Round - NCAA Tournament

Dallas Regional
March 20, 2011
Auburn Arena (Auburn, Ala.)

Georgia 56, Middle Tennessee 41

MT	FG-A	3FG-A	FT-A	REB	PF	PTS	A	TO	BK	ST
Elie*	2-8	0-1	0-0	1	2	4	1	2	0	0
Rowe*	5-13	0-0	0-2	5	3	10	2	3	0	1
March*	1-2	0-0	0-0	2	1	0	0	0	0	0
Jones*	1-11	1-9	0-0	7	3	3	1	5	0	3
Lanning*	4-11	2-7	5-6	5	2	15	1	3	0	2
Brinkley	0-1	0-1	0-0	0	0	0	0	0	0	0
Ajanaku	0-2	0-1	0-0	3	4	0	1	0	0	0
McFadden	0-0	0-0	0-0	0	0	0	0	0	0	0
K. Stewart	3-8	0-1	1-2	3	3	7	1	3	0	0
Leonard	0-0	0-0	0-0	0	0	0	0	1	0	0
TEAM				5						
Totals	16-56	3-20	6-10	31	18	41	7	17	0	6
FG	1st (8-29) 27.6		2nd (8-27) 29.6			Total (16-56) 28.6				
3FG	1st (2-12) 16.7		2nd (1-8) 12.5			Total (3-20) 15.0				
FT	1st (2-2) 100.0		2nd (4-8) 50.0			Total (6-10) 60.0				

Deadball Rebounds: 2

Georgia	FG-A	3FG-A	FT-A	REB	PF	PTS	A	TO	BK	ST
Miller*	0-4	0-2	0-0	1	4	0	2	2	0	1
James*	5-10	0-1	8-10	5	2	18	0	6	0	4
Mitchell*	3-10	0-2	3-5	7	3	9	0	4	0	2
Hassell*	5-6	0-0	1-1	5	2	11	0	4	0	0
Phillips*	5-8	0-0	0-0	14	1	10	2	3	3	1
Jones	0-0	0-0	0-0	0	0	0	0	1	0	0
Armstrong	3-6	1-2	1-2	1	0	8	2	0	0	1
Willis	0-0	0-0	0-0	2	2	0	1	1	1	1
Johnson	0-0	0-0	0-0	0	0	0	0	0	0	0
TEAM				3						
Totals	21-44	1-7	13-18	38	14	56	7	21	4	10
FG	1st (11-23) 47.8		2nd (10-21) 47.6			Total (21-44) 47.7				
3FG	1st (1-4) 25.0		2nd (0-3) 0.0			Total (1-7) 14.3				
FT	1st (3-5) 60.0		2nd (10-13) 76.9			Total (13-18) 72.2				

Deadball Rebounds: 1

Halftime Score: MT 20, Georgia 26
Attendance: 3383
Officials: Roberts, Hall, Larance
Technical Fouls: None.

2011-12
SBC East Division Champions
1st Round - NCAA Tournament

Fresno Regional
March 18, 2012
Memorial Gymnasium (Nashville, Tenn.)

Vanderbilt 60, Middle Tennessee 46

MT	FG-A	3FG-A	FT-A	REB	PF	PTS	A	TO	BK	ST
Elie*	3-14	0-4	1-2	16	4	7	0	3	2	1
Rowe*	4-14	0-0	2-5	16	3	10	2	3	1	1
Cason*	0-7	0-2	2-2	3	4	2	7	3	0	0
Jones*	5-14	2-6	0-0	1	2	12	0	3	0	2
Leonard*	3-8	3-7	0-0	1	0	9	0	0	0	0
Brinkley	0-0	0-0	0-0	0	0	0	0	0	0	0
Ajanaku	1-1	0-0	0-0	0	1	2	0	0	0	0
March	0-0	0-0	0-1	3	0	0	0	1	0	0
Stewart	1-5	0-1	0-0	0	2	2	0	0	0	0
McFadden	1-1	0-0	0-0	0	1	2	0	0	0	0
TEAM				1				2		
Totals	18-64	5-20	5-10	41	17	46	9	15	3	4
FG	1st (7-31) 22.6		2nd (11-23) 33.3			Total (18-63) 28.1				
3FG	1st (2-8) 25.0		2nd (3-12) 25.0			Total (5-20) 25.0				
FT	1st (2-6) 33.3		2nd (3-4) 75.0			Total (5-10) 50.0				

Deadball Rebounds: 3

Vanderbilt	FG-A	3FG-A	FT-A	REB	PF	PTS	A	TO	BK	ST
Brown*	4-9	3-5	1-2	9	1	12	2	0	0	3
Clarke*	2-4	0-0	1-2	4	4	5	0	1	0	1
Holzer*	4-6	0-0	1-2	10	4	9	2	4	3	3
Foggie*	3-14	1-7	0-1	2	1	7	2	1	0	1
Lister*	4-10	0-1	11-14	5	2	19	5	6	0	0
Schrann	3-6	0-1	0-0	3	1	6	1	0	0	0
Coleman	0-0	0-0	0-0	0	4	0	1	0	0	0
Smith	0-1	0-1	0-0	2	0	0	0	0	0	0
Watkins	1-1	0-0	0-0	2	0	2	0	0	0	0
TEAM				2				2		
Totals	21-51	4-15	14-21	39	17	60	13	14	3	8
FG	1st (11-24) 45.8		2nd (10-27) 37.0			Total (21-51) 41.2				
3FG	1st (2-8) 25.0		2nd (2-7) 28.6			Total (4-15) 26.7				
FT	1st (1-2) 50.0		2nd (13-19) 68.4			Total (14-21) 66.7				

Deadball Rebounds: 5

Halftime Score: Vanderbilt 25, MT 18
Attendance: 4054
Officials: Zentz, Winders, Lewis
Technical Fouls: None.

2012-13
SBC Regular Season Champions
SBC Tournament Champions
1st Round - NCAA Tournament

Oklahoma City Regional
March 24, 2013
KFC Yum! Center (Louisville, Ky.)

Louisville 74, Middle Tennessee 49

MT	FG-A	3FG-A	FT-A	REB	PF	PTS	A	TO	BK	ST
Elie*	4-10	4-6	1-2	7	3	13	1	3	0	1
Rowe*	5-6	0-0	2-4	12	4	12	1	1	2	1
Brinkley*	0-4	0-1	0-1	0	1	0	0	0	0	0
Jones*	5-17	2-8	2-3	2	1	14	3	6	0	0
Warden*	1-6	0-3	0-0	4	1	2	3	6	0	1
Cason	0-3	0-2	0-0	6	3	0	2	5	1	0
Sells	0-0	0-0	0-0	2	1	0	0	0	0	0
March	0-0	0-0	0-0	1	1	0	0	1	0	1
Stewart	0-0	0-0	0-0	0	1	0	0	0	0	0
Leonard	3-6	2-5	0-0	8	2	8	1	2	2	0
TEAM				0						
Totals	18-52	8-25	5-10	42	18	49	11	24	5	4
FG	1st (10-21) 47.6		2nd (8-31) 25.8			Total (18-52) 34.6				
3FG	1st (5-11) 45.5		2nd (3-14) 21.4			Total (8-25) 32.0				
FT	1st (2-4) 50.0		2nd (3-6) 50.0			Total (5-10) 50.0				

Deadball Rebounds: 0

Louisville	FG-A	3FG-A	FT-A	REB	PF	PTS	A	TO	BK	ST
Hammond*	2-5	0-0	0-0	4	3	4	2	0	1	1
Slaughter*	1-6	0-4	0-0	4	1	2	2	0	0	2
Vails*	4-6	0-0	1-2	3	3	9	1	0	0	0
Smith*	3-11	0-1	4-5	10	2	10	6	2	1	4
Schimmel, S.*	9-15	1-5	1-2	4	1	20	1	3	1	3
Walton	1-2	0-0	0-4	4	1	2	0	1	0	1
Deines	0-1	0-0	0-0	0	0	0	0	0	0	0
Schimmel, J.	3-6	1-2	4-4	4	3	11	5	2	0	5
Reid	7-11	0-0	1-3	2	0	15	2	0	0	2
Team				0						
Totals	30-63	2-12	12-22	36	15	74	19	8	3	18
FG	1st (16-37) 43.2		2nd (14-26) 53.8			Total (30-63) 47.6				
3FG	1st (1-6) 16.7		2nd (1-6) 16.7			Total (2-12) 16.7				
FT	1st (1-5) 20.0		2nd (11-17) 64.7			Total (12-22) 54.5				

Deadball Rebounds: 4

Halftime Score: Louisville 34, MT 27
Attendance: 5977
Officials: Kantner, Gonzalez, Stewart
Technical Fouls: None.

2013-14
Conference USA Regular Season Champions
Conference USA Tournament Champions
1st Round - NCAA Tournament

Stanford Regional
March 23, 2014
Alaska Airlines Arena (Seattle, Wash.)

Oregon State 55, Middle Tennessee 36

OSU	FG-A	3FG-A	FT-A	REB	PF	PTS	A	TO	BK	ST
Hunter*	2-12	0-2	0-0	11	1	4	6	2	1	1
Hamblin*	1-4	0-0	1-2	4	4	3	0	2	5	0
Gibson*	3-7	2-5	1-2	3	2	9	1	0	2	3
Wiese*	7-15	6-13	6-6	5	0	26	4	4	0	0
Martin*	2-3	2-3	0-0	5	5	6	1	0	1	0
Toure	0-0	0-0	0-0	2	1	0	0	1	0	0
Brown	0-1	0-0	0-0	2	3	0	0	0	0	0
Siegner	0-1	0-1	0-0	2	2	0	0	1	1	0
Hanson	2-6	0-3	0-1	7	0	4	0	3	0	2
Orum	0-0	0-0	0-0	0	1	0	0	0	0	0
Weisner	1-6	0-1	1-2	3	2	3	1	0	0	0
TEAM				5						
Totals	18-55	10-28	9-13	49	16	55	13	13	10	6

FG	1st (8-30) 26.7	2nd (10-25) 40.0	Total (18-55) 32.7
3FG	1st (4-16) 25.0	2nd (6-12) 50.0	Total (10-28) 35.7
FT	1st (6-8) 75.0	2nd (3-5) 60.0	Total (9-13) 69.2

Deadball Rebounds: 1

MT	FG-A	3FG-A	FT-A	REB	PF	PTS	A	TO	BK	ST
Rowe*	7-23	0-4	3-6	11	2	17	2	3	1	0
Jones*	3-10	2-6	0-0	10	1	8	0	1	0	3
Stewart*	1-4	0-2	0-0	1	3	2	0	0	0	0
Cason*	1-6	0-1	0-0	2	4	2	1	0	0	1
Leonard*	0-3	0-0	2-2	0	1	2	0	2	0	1
Brinkley	0-2	0-1	0-0	0	1	0	1	1	0	0
Petty	0-1	0-1	0-0	2	1	0	0	1	0	0
Sells	0-0	0-0	0-0	0	0	0	0	1	0	0
March	0-1	0-0	0-0	3	1	0	0	1	1	0
Dow	1-7	0-2	1-3	1	1	3	0	0	0	2
Williams	0-0	0-0	0-0	0	0	0	0	0	0	0
Porter	1-2	0-0	0-2	2	0	2	0	0	0	0
Warden	0-2	0-0	0-0	2	2	0	0	1	0	0
Johnson	0-0	0-0	0-0	0	0	0	0	0	0	0
TEAM				7				1		
Totals	14-61	2-17	6-13	41	17	36	4	12	2	7

FG	1st (6-31) 19.4	2nd (8-30) 26.7	Total (14-61) 23.0
3FG	1st (2-10) 20.0	2nd (0-7) 0.0	Total (2-17) 11.8
FT	1st (1-6) 16.7	2nd (5-7) 71.4	Total (6-13) 46.2

Deadball Rebounds: 2,2

Halftime Score: OSU 26, MT 15
Attendance: 2,214
Officials: Enterline, Krzesnik, Overstreet
Technical Fouls: None.

2015-16
Conference USA Tournament Champions
1st Round - NCAA Tournament

Dallas Regional
March 19, 2016
Reed Arena (College Station, Texas)

Florida State 72, Middle Tennessee 55

MT	FG-A	3FG-A	FT-A	REB	PF	PTS	A	TO	BK	ST
Johnson*	10-18	0-0	2-2	4	4	22	1	3	0	4
Sissom*	1-5	1-3	0-0	1	1	3	4	4	0	0
Edwards*	4-10	1-5	2-2	10	2	11	1	1	0	0
Petty*	4-6	0-0	2-4	2	2	10	7	6	0	2
Lyon*	2-3	0-0	1-2	2	4	1	1	0	1	0
Louro	0-0	0-1	0-0	0	0	0	0	0	0	1
Majors	0-1	0-0	0-0	0	0	0	0	0	0	0
Collier	0-1	0-0	0-0	0	1	0	0	0	0	0
Reuter	2-6	0-3	2-2	1	3	4	2	1	1	0
Porter	0-0	0-0	0-0	0	1	2	0	0	0	1
Warden	1-6	0-0	0-0	0	0	2	0	2	0	0
TEAM				2						
Totals	22-53	2-12	9-12	22	18	55	16	17	2	8

FG	1st (11-26) 42.3	2nd (11-27) 40.7	Total (22-53) 41.5
3FG	1st (1-4) 25.0	2nd (1-8) 12.5	Total (2-12) 16.7
FT	1st (4-6) 66.7	2nd (5-6) 83.3	Total (9-12) 75.0

Deadball Rebounds: 1

FSU	FG-A	3FG-A	FT-A	REB	PF	PTS	A	TO	BK	ST
Bulgak*	6-10	3-5	0-0	9	1	15	1	5	3	2
Romero*	5-10	1-1	6-8	7	1	17	4	3	0	0
Brown*	4-8	0-0	2-2	10	3	10	4	5	0	4
Thomas*	5-12	0-0	1-3	5	3	11	3	1	0	1
Slaughter*	1-4	0-0	0-0	2	5	2	0	1	0	1
Bingley	2-5	1-3	0-0	1	1	5	1	1	0	2
Antoniadou	0-0	0-0	0-0	0	0	0	0	1	0	0
Conde	1-2	0-1	1-2	1	1	3	1	0	0	0
Degbeon	0-0	0-0	0-0	1	0	0	0	1	0	0
James	3-4	0-0	3-4	3	3	9	1	3	0	1
TEAM				2						
Totals	27-55	5-10	13-19	41	18	72	15	21	3	11

FG	1st (11-23) 47.8	2nd (16-32) 50.0	Total (27-55) 49.1
3FG	1st (2-3) 66.7	2nd (3-7) 42.9	Total (5-10) 50.0
FT	1st (6-11) 54.5	2nd (7-8) 87.5	Total (13-19) 68.4

Deadball Rebounds: 4

Halftime Score: FSU 30, MT 27
Attendance:
Officials: Kantner, Forsberg, Luna
Technical Fouls: None.

2020-21
Conference USA Tournament Champions
1st Round - NCAA Tournament

Riverwalk Regional
March 21, 2021
Frank Erwin Center (Austin, Texas)

Tennessee 87, Middle Tennessee 62

MT	FG-A	3FG-A	FT-A	REB	PF	PTS	A	TO	BK	ST
Whitson*	2-10	2-7	0-0	4	3	6	2	3	1	1
Hayes, An.*	9-25	2-5	6-7	2	1	26	5	5	0	3
Hayes. Ai.*	6-16	3-9	0-0	3	4	15	2	0	0	1
Whittington*	3-9	1-7	0-0	2	2	7	3	1	0	0
Cage*	2-7	2-5	0-0	2	3	6	0	2	0	2
Boothe	0-0	0-0	0-0	1	2	0	0	0	0	0
Kozlova	1-1	0-0	0-0	1	2	2	0	0	0	0
Grannum	0-0	0-0	0-0	0	0	0	0	0	0	0
TEAM				6				3		
Totals	23-68	10-33	6-7	21	17	62	12	14	0	7

FG	1st (8-20) 40.0	2nd (7-17) 41.2	3rd (3-14) 21.4	4th (5-17) 29.4	Total: 33.8
3FG	1st (2-6) 33.3	2nd (4-11) 36.4	3rd (2-5) 40.0	4th (2-11) 18.2	Total: 30.3
FT	1st (0-0) 0.0	2nd (3-3) 100.0	3rd (2-2) 100.0	4th (1-2) 50.0	Total: 85.7

Deadball Rebounds: 1, 1

UT	FG-A	3FG-A	FT-A	REB	PF	PTS	A	TO	BK	ST
Davis*	9-14	1-4	505	14	0	24	2	1	0	0
Burrell*	8-13	0-2	6-8	7	3	22	1	5	2	2
Kushkituah*	5-9	0-0	0-1	8	2	10	1	2	0	0
Key*	4-9	0-0	5-6	2	2	13	0	1	3	0
Walker*	4-9	0-2	1-2	14	2	9	5	3	0	1
Horston	2-6	0-2	2-2	6	2	6	6	5	2	3
Salary	0-0	0-0	0-0	1	1	0	0	1	0	1
Darby	1-2	1-2	0-0	2	2	3	0	2	0	0
Rennie	0-1	0-0	0-0	1	0	0	0	0	0	0
Saunders	0-0	0-0	0-0	0	0	0	0	0	0	0
TEAM				1				1		
Totals	33-63	2-12	19-24	56	14	87	15	21	7	7

FG	1st (10-19) 52.6	2nd (6-12) 50.0	3rd (10-21) 47.6	4th (7-11) 63.6	Total: 52.4
3FG	1st (1-5) 20.0	2nd (0-3) 0.0	3rd (0-1) 0.0	4th (1-3) 33.3	Total: 16.7
FT	1st (0-0) 0.0	2nd (6-8) 75.0	3rd (3-6) 60.0	4th (10-11) 90.9	Total: 79.2

Deadball Rebounds: 2

Halftime Score: UT 39, MT 39
Attendance:
Officials: Fountain, Hall, Gulbeyan
Technical Fouls: None.

1998-99
OVC Regular Season Co-Champions
1st Round

March 11, 1999
Elma Roane Fieldhouse (Memphis, Tenn.)

Memphis 71, Middle Tennessee 61

MT	FG-A	3FG-A	FT-A	REB	PF	PTS	A	TO	BK	ST
Burrell*	6-12	0-0	2-2	3	2	14	0	1	0	4
Neeley*	2-13	1-2	0-0	4	5	5	2	3	0	1
Chastain*	4-10	1-5	0-2	7	1	9	3	1	1	1
Buck*	2-3	0-0	0-0	0	2	4	3	0	2	0
Elder*	2-7	1-4	6-6	0	5	11	2	3	1	4
Lufkin	3-8	0-2	3-4	2	4	9	0	1	0	0
McClure	1-1	0-0	1-2	2	1	3	2	2	0	1
Perkins	0-5	0-1	0-0	0	1	0	0	1	0	0
Thomatis	2-12	0-1	2-3	6	3	6	1	2	0	0
Conner	0-0	0-0	0-0	0	0	0	0	0	0	0
Ainsworth	0-1	0-0	0-0	3	0	0	0	1	0	2
TEAM					7					
TOTALS	22-72	3-15	14-19	34	24	61	13	15	4	13

FG 1st (12-44) 27.3 2nd (10-28) 35.7 Total (22-72) 30.6
3FG 1st (1-8) 12.5 2nd (2-7) 28.6 Total (3-15) 20.0
FT 1st (7-9) 77.8 2nd (7-10) 70.0 Total (14-19) 73.7
Deadball Rebounds: 5

Memphis	FG-A	3FG-A	FT-A	REB	PF	PTS	A	TO	BK	ST
Herron	2-7	0-4	2-2	8	2	6	6	5	1	0
Reed*	3-7	0-0	4-7	5	4	10	7	4	0	3
Phillips*	0-1	0-0	0-0	2	0	0	1	5	0	0
Bish*	4-9	0-0	2-3	9	2	10	0	1	0	2
Whitmore*	12-18	0-0	5-6	13	3	29	0	3	4	1
Collins	3-7	0-0	4-7	3	2	10	0	1	0	2
Bell	0-0	0-0	0-0	2	0	0	0	1	0	0
Jackson	1-3	0-1	0-0	1	1	2	1	2	0	0
Abraham	2-4	0-0	0-1	2	2	4	0	2	5	0
TEAM					4					
TOTALS	27-56	0-5	17-26	49	16	71	17	24	10	7

FG 1st (13-27) 48.1 2nd (14-29) 48.3 Total (27-56) 48.2
3FG 1st (0-2) 0.0 2nd (0-3) 0.0 Total (0-5) 0.0
FT 1st (8-11) 72.7 2nd (9-15) 60.0 Total (17-26) 65.4
Deadball Rebounds: 5

Halftime Score: Memphis 37, MT 32
Attendance: 1542
Officials: Williams, Meadors, Wilson
Technical Fouls: MT — None. Memphis — Abraham.

2000-01
1st Round

March 14, 2001
Assembly Hall (Bloomington, Ind.)

Indiana 66, Middle Tennessee 63

MT	FG-A	3FG-A	FT-A	REB	PF	PTS	A	TO	BK	ST
Thomatis*	11-22	0-3	8-11	7	2	30	4	2	0	2
Aluka*	2-8	0-0	3-4	7	3	7	1	1	0	1
Penttila*	1-8	0-4	0-0	3	1	2	2	2	0	1
McClure*	4-6	0-0	0-0	3	1	8	3	2	0	1
Chastain*	0-1	0-1	4-4	4	2	4	2	4	1	1
McClinic	3-5	1-1	0-0	5	2	7	1	2	0	2
Parviainen	2-5	1-2	0-0	1	0	5	0	2	0	2
Perkins	0-0	0-0	0-0	0	0	0	0	0	0	0
Davenport	0-2	0-0	0-0	0	0	0	0	0	1	0
TEAM				4						
TOTALS	23-57	2-11	15-19	34	11	63	13	15	2	10

FG 1st (10-29) 34.5 2nd (13-28) 46.4 Total (23-57) 40.4
3FG 1st (1-7) 14.3 2nd (1-4) 25.0 Total (2-11) 18.2
FT 1st (3-4) 75.0 2nd (12-15) 80.0 Total (13-19) 78.9
Deadball Rebounds: 3

Indiana	FG-A	3FG-A	FT-A	REB	PF	PTS	A	TO	BK	ST
McGinnis*	4-12	1-4	0-1	5	3	9	1	3	2	2
Chapman*	4-10	0-0	3-4	7	3	11	2	4	1	2
Alting*	5-9	4-4	1-2	4	0	15	1	1	0	0
Cassady*	1-6	1-5	2-2	5	2	5	6	1	0	1
Jones*	2-6	0-0	1-2	2	1	5	4	0	0	1
Lazic	1-2	0-0	0-0	2	3	2	2	0	0	0
Waugh	5-10	2-6	2-2	4	0	14	2	5	0	0
Hartman	1-3	1-2	0-0	2	0	3	0	2	0	0
Christensen	1-1	0-0	0-0	4	1	2	1	2	1	1
TEAM					4					
TOTALS	24-59	9-21	9-13	39	13	66	19	18	4	7

FG 1st (13-27) 48.1 2nd (14-29) 48.3 Total (27-56) 48.2
3FG 1st (0-2) 0.0 2nd (0-3) 0.0 Total (0-5) 0.0
FT 1st (8-11) 72.7 2nd (9-15) 60.0 Total (17-26) 65.4
Deadball Rebounds: 2

Halftime Score: Indiana 34, MT 24
Attendance: 615
Officials: Roberts, Schneider, Struckhoff; Technical Fouls: None.

2007-08
1st Round

March 19, 2008
Murphy Center (Murfreesboro, Tenn.)

Middle Tennessee 104, Western Carolina 69

Western Carolina	FG-A	3FG-A	FT-A	REB	PF	PTS	A	TO	BK	ST
Dawson*	5-11	1-4	7-8	3	1	18	4	4	0	2
Keith*	2-9	0-1	1-1	7	3	5	1	3	0	3
Powell*	5-9	0-3	0-0	3	1	10	1	3	0	1
Johnson*	1-7	0-0	0-0	2	0	2	0	1	0	0
Eaton*	2-4	0-0	1-2	5	2	5	0	1	0	1
Swayne	2-3	0-1	0-0	1	2	4	1	2	0	0
Carroll	0-0	0-0	0-0	0	1	0	0	1	0	0
Pellom	2-5	1-2	2-3	3	3	7	2	4	0	1
Clarke	6-13	1-4	5-6	4	2	18	0	0	1	2
Feemster	0-1	0-0	0-0	0	2	0	0	1	0	1
TEAM				1				1		
Totals	25-62	3-15	16-20	29	17	69	9	21	1	11

FG 1st (9-29) 31.0 2nd (16-33) 48.5 Total (25-62) 40.3
3FG 1st (3-10) 30.0 2nd (0-5) 0.0 Total (3-15) 20.0
FT 1st (5-7) 71.4 2nd (11-13) 84.6 Total (16-20) 80.0
Deadball Rebounds: 3

MT	FG-A	3FG-A	FT-A	REB	PF	PTS	A	TO	BK	ST
Lymon*	3-6	3-4	4-4	2	3	13	5	5	0	4
Holt*	10-13	0-0	10-10	9	3	30	4	0	0	2
Queen*	3-4	1-1	2-2	10	4	9	1	6	0	1
Orr*	6-12	0-3	0-0	2	1	12	0	1	0	0
Lanning*	4-7	2-3	0-0	3	4	10	4	2	1	1
Pickel	4-9	3-7	0-0	1	0	11	3	2	0	1
Barclay	1-2	1-2	3-4	1	0	6	2	0	0	1
Brown	5-8	3-5	0-0	4	1	13	4	2	0	1
TEAM				2						
Totals	36-61	13-25	19-20	34	16	104	23	18	1	11

FG 1st (19-32) 59.4 2nd (17-29) 58.6 Total (36-61) 59.0
3FG 1st (7-15) 46.7 2nd (6-10) 60.0 Total (13-25) 52.0
FT 1st (6-6) 100.0 2nd (13-14) 92.9 Total (19-20) 95.0
Deadball Rebounds: 1

Halftime Score: MT 51, Western Carolina 26
Attendance: 2307
Officials: Grinter, Hust, Novak
Technical Fouls: None.

2007-08
2nd Round

March 21, 2008
Memorial Coliseum (Lexington, Ky.)

Kentucky 68, Middle Tennessee 66 (OT)

MT	FG-A	3FG-A	FT-A	REB	PF	PTS	A	TO	BK	ST
Holt*	12-28	2-2	6-9	6	3	32	3	5	0	1
Queen*	2-8	1-3	1-2	2	5	6	2	1	0	0
Lymon*	4-7	3-6	0-0	5	5	11	1	3	0	3
Orr*	0-3	0-2	0-0	6	1	0	0	0	0	3
Lanning*	0-3	0-2	2-3	2	4	2	0	2	1	2
Pickel	2-5	1-4	0-0	0	2	5	2	2	0	1
Barclay	1-5	0-3	0-0	1	3	2	0	2	0	1
Brown	3-6	2-5	0-0	5	1	8	0	2	1	1
TEAM				2						
Totals	24-65	9-27	9-14	29	24	66	8	17	2	12

FG 1st (11-30) 36.7 2nd (11-28) 39.3 Total (24-65) 36.9
3FG 1st (3-14) 21.4 2nd (5-11) 45.5 Total (9-27) 33.3
FT 1st (4-6) 66.7 2nd (5-8) 62.5 Total (9-14) 64.3
Deadball Rebounds: 1,2

Kentucky	FG-A	3FG-A	FT-A	REB	PF	PTS	A	TO	BK	ST
Dunlap*	3-7	0-2	0-0	14	2	6	0	7	4	3
Elliott*	2-2	0-0	0-0	4	3	4	1	1	2	0
Chowning*	4-10	1-4	4-6	4	3	13	0	2	1	1
Mahoney*	4-12	0-2	2-3	3	2	10	0	3	0	1
Bowman*	3-9	0-0	1-2	6	2	7	0	4	1	3
Ormerod	0-0	0-0	2-2	1	0	2	1	3	0	1
Roddy	1-2	0-0	1-2	1	1	3	1	1	0	0
Watkins	5-13	0-0	6-10	16	2	16	1	4	0	0
Franklin	2-5	1-2	2-2	3	1	7	2	1	0	0
TEAM				1				2		
Totals	24-60	2-10	18-27	53	16	68	6	28	8	9

FG 1st (11-22) 50.0 2nd (10-31) 32.3 Total (24-60) 40.0
3FG 1st (2-6) 33.3 2nd (0-4) 0.0 Total (2-10) 20.0
FT 1st (4-4) 100.0 2nd (13-20) 65.0 Total (18-27) 66.7
Deadball Rebounds: 5,1

Halftime Score: MT 29, Kentucky 28
Attendance: 1608
Officials: Grinter, Bradley, Morris

2014-15
1st Round

March 19, 2015
Murphy Center (Murfreesboro, Tenn.)

Middle Tennessee 69, Ball State 58

Ball State	FG-A	3FG-A	FT-A	REB	PF	PTS	A	TO	BK	ST
Bennett*	4-9	0-3	4-4	2-2-4	4	12	0	1	4	0
Justice*	1-7	0-4	5-6	3-4-7	0	7	1	2	0	1
Fontaine*	4-8	0-0	7-8	4-6-10	3	15	0	8	0	3
Morrison*	4-8	3-5	0-0	0-5-5	2	11	2	2	0	1
Hosea*	2-5	0-0	0-0	1-2-3	0	4	3	5	0	0
Simond	0-3	0-1	2-2	0-4-4	1	2	0	1	0	0
Ussery	0-2	0-0	0-0	0-1-1	0	0	0	0	0	0
Frazier	0-2	0-0	0-0	0-1-1	2	0	2	0	1	1
Merder	0-1	0-0	2-2	0-1-1	2	2	1	0	0	0
Monaco	1-5	1-4	2-2	1-5-6	1	5	1	1	0	0
TEAM				2-2-4						
TOTALS	16-50	4-17	22-24	13-33-46	15	58	10	20	5	6

FG 1st: 11-26 42.3 2nd: 15-31 48.4 Game: 45.6
3FG 1st (1-8) 12.5 2nd (3-9) 33.3 Total (4-17) 23.5
FT 1st (8-8) 100.0 2nd (14-16) 87.5 Total (22-24) 91.7
Deadball Rebounds: 5

MT	FG-A	3FG-A	FT-A	REB	PF	PTS	A	TO	BK	ST
Reuter*	0-0	0-0	2-2	0-2-2	4	2	0	1	2	1
Cason*	2-8	0-4	0-0	0-0-0	0	4	3	1	0	1
Edwards*	6-12	3-7	2-3	3-9-12	2	17	3	1	0	1
Petty*	6-16	1-10	0-0	0-2-2	3	13	3	5	0	3
Jones*	6-20	3-9	4-6	1-4-5	2	19	4	0	0	8
Sissom	0-2	0-1	0-0	0-0-0	0	0	0	0	0	0
Lyon	0-0	0-0	0-0	0-0-0	0	2	0	0	0	1
Dow	2-5	0-2	1-1	3-0-3	0	5	0	0	0	2
Porter	4-5	1-1	0-0	2-1-3	3	9	0	0	1	0
TEAM				2-3-5						
TOTALS	26-68	8-34	9-12	11-21-32	16	69	13	8	3	17

FG 1st (14-35) 40.0 2nd (12-33) 36.4 Total (26-68 38.2
3FG 1st (6-20) 30.0 2nd (2-14) 14.3 Total (8-34) 23.5
FT 1st (4-5) 80.0 2nd (5-7) 71.4 Total (9-12) 75.0
Deadball Rebounds: 5
Halftime Score: MT 38, Ball State 25
Attendance: 2519; Officials: Marsh, Galloway, Blevins; Technical Fouls: None.

2014-15
2nd Round

March 22, 2015
Murphy Center (Murfreesboro, Tenn.)

Middle Tennessee 70, Arkansas State 60

Arkansas St.	FG-A	3FG-A	FT-A	REB	PF	PTS	A	TO	BK	ST
Brown-Haywood*	3-8	0-2	0-0	1-2-3	2	6	2	2	0	2
Hunt*	2-5	0-0	0-1	1-5-6	0	4	0	0	0	0
Qedan*	1-5	1-2	2-2	0-0-0	3	5	2	1	2	0
Ruffins*	0-1	0-0	0-0	2-2-4	1	0	1	1	0	0
Gamble*	9-16	0-1	6-6	2-5-7	0	24	1	3	0	1
Bradshaw	0-1	0-0	0-0	0-4-4	1	0	0	0	1	1
Gill	4-10	1-2	0-0	0-2-2	3	9	1	2	1	1
Holloway	0-2	0-1	0-0	0-0-0	1	0	1	0	0	0
Flanery*	4-8	4-5	0-0	0-2-2	1	12	0	1	0	1
TEAM				0-0-0						
TOTALS	23-56	6-13	8-9	6-22-28	12	60	8	10	4	6

FG 1st (11-27) 40.7 2nd (12-29) 41.4 Total (23-56) 41.1
3FG 1st (1-4) 25.0 2nd (5-9) 55.6 Total (6-13) 46.2
FT 1st (2-2) 100.0 2nd (6-7) 85.7 Total (8-9) 88.9
Deadball Rebounds: 0

MT	FG-A	3FG-A	FT-A	REB	PF	PTS	A	TO	BK	ST
REUTER*	5-7	0-1	0-0	3-3-6	4	10	2	0	2	1
CASON*	2-5	0-2	1-2	2-2-4	1	5	4	1	0	2
EDWARDS*	7-11	4-4	0-2	3-9-12	1	18	1	0	0	1
PETTY*	9-23	3-10	1-3	2-3-5	1	22	4	4	0	0
JONES*	6-18	1-4	1-6	6-6-12	1	14	3	2	0	3
SISSOM	0-2	0-2	0-0	0-1-1	0	0	1	1	0	0
LYON	0-0	0-0	1-2	1-1-2	0	1	0	0	1	0
DOW	0-1	0-0	0-0	0-1-1	0	0	0	0	1	1
PORTER	0-0	0-0	0-0	0-0-0	2	0	0	1	0	0
TEAM				6-2-8						
TOTALS	29-67	8-23	4-15	23-28-51	10	70	15	11	4	8

FG 1st (10-34) 29.4 2nd (19-33) 57.6 Total (29-67) 43.3
3FG 1st (4-11) 36.4 2nd (4-12) 33.3 Total (8-23) 34.8
FT 1st (1-6) 16.7 2nd (9-15) 3-9 33.3 Total (4-15) 26.7
Deadball Rebounds: 4

Halftime Score: MT 25, Arkansas State 25
Attendance: 2,806
Officials: Hust, Gearhart, Fessler; Technical fouls: None

2014-15
3rd Round

March 26, 2015
Murphy Center (Murfreesboro, Tenn.)

Middle Tennessee 82, Ole Miss 70

Ole Miss	FG-A	3FG-A	FT-A	REB	PF	PTS	A	TO	BK	ST
Mccray*	6-9	0-0	1-2	2-1-3	1	13	0	3	0	1
Faleru*	1-4	0-1	2-2	1-0-1	3	4	0	2	0	1
Hayes*	6-14	0-3	2-3	2-0-2	2	14	0	3	0	1
Sisk*	2-5	1-2	1-2	2-4-6	4	6	2	1	0	2
Frizzell*	1-2	1-1	0-0	0-1-1	3	3	0	1	0	1
Golden	0-0	0-0	0-0	0-1-1	1	0	1	0	0	0
Joseph	0-0	0-0	0-0	0-0-0	0	0	0	0	0	0
Porter	0-0	0-0	0-0	0-0-0	0	0	0	0	0	0
Briggs	2-6	0-1	0-0	0-2-2	1	4	0	2	1	0
Singletary	0-1	0-1	0-1	0-1-1	0	0	0	1	0	0
Sessom	4-11	3-5	7-7	2-1-3	3	18	0	2	0	0
Hart	4-5	0-0	0-0	3-3-6	5	8	0	1	1	0
TEAM				1-0 -1						
TOTALS	26-57	5-14	13-17	13-14-27	24	70	3	16	2	6

FG 1st (9-29) 31.0 2nd (16-33) 48.5 Total (25-62) 40.3
3FG 1st: 2-4 50.0 2nd: 3-10 30.0 Game: 35.7
FT 1st: 2-4 50.0 2nd: 11-13 84.6 Game: 76.5
Deadball Rebounds: 0

MT	FG-A	3FG-A	FT-A	REB	PF	PTS	A	TO	BK	ST
REUTER*	2-4	0-1	0-0	1-5-6	5	4	0	0	0	1
CASON*	1-1	0-0	3-5	1-2-3	1	5	1	4	0	0
EDWARDS*	3-7	1-4	4-4	4-4-8	3	11	0	4	0	3
PETTY*	11-16	1-3	6-7	1-1-2	1	29	7	1	0	3
JONES*	7-13	3-7	5-10	0-6-6	3	22	4	3	0	2
LYON	0-0	0-0	0-0	0-0-0	1	0	0	0	0	0
DOW	2-4	0-2	3-6	1-3-4	1	7	0	2	0	2
PORTER	2-2	0-0	0-0	0-0-0	1	4	0	2	0	0
TEAM				3-1-4				1		
TOTALS	28-47	5-17	21-32	11-22-33	16	82	12	17	0	11

FG 1st (14-24) 58.3 2nd (14-23) 60.9 Total (28-47) 59.6
3FG 1st (4-9) 44.4 2nd (1-8) 12.5 Total (5-17) 29.4
FT 1st (9-12) 75.0 2nd (12-20) 60.0 Total (21-32) 65.6
Deadball Rebounds: 5

Halftime Score: MT 41, Ole Miss 26
Attendance: 2,806
Officials: Grinter, Spurlock, Overstreet
Technical Fouls: MT, none. Ole Miss, Team.

2014-15
Quarterfinals

March 29, 2015
Murphy Center (Murfreesboro, Tenn.)

Temple 69, Middle Tennessee 57

Temple	FG-A	3FG-A	FT-A	REB	PF	PTS	A	TO	BK	ST
Martin*	2-5	0-0	0-0	5-10-15	2	4	1	3	2	0
Butts*	3-6	3-4	0-0	0-0-0	0	9	1	3	0	2
Covile*	3-9	0-1	0-0	4-5-9	5	6	1	3	0	1
Atkinson*	2-6	0-0	0-0	1-5-6	3	4	2	3	1	1
Williams*	5-10	2-3	11-12	2-4-6	4	23	5	6	0	0
Fitzgerald	5-14	1-3	4-6	0-3-3	3	15	3	4	0	4
Traore	0-0	0-0	4-4	0-2-2	0	4	0	0	0	1
Berger	1-3	0-2	2-2	0-4-4	0	4	0	0	0	0
Robinson	0-2	0-0	0-0	0-1-1	2	0	0	0	0	0
TEAM				2-0-2						
TOTALS	21-55	6-13	21-24	14-34-48	19	69	13	22	3	9

FG 1st (13-33) 39.4 2nd (8-22) 36.4 Total (21-55) 38.2
3FG 1st (5-8) 62.5 2nd (1-5) 20.0 Total (6-13) 46.2
FT 1st (4-4) 100.0 2nd (17-20) 85.0 Total (21-24) 87.5
Deadball Rebounds: 1

MT	FG-A	3FG-A	FT-A	REB	PF	PTS	A	TO	BK	ST
REUTER*	2-10	1-6	0-0	2-1-3	3	5	1	5	1	0
CASON*	1-8	1-1	2-2	2-4-6	4	5	2	0	1	4
EDWARDS*	2-13	2-8	2-3	10-10-20	2	8	1	1	0	2
PETTY*	5-11	0-3	0-0	0-3-3	2	10	4	7	0	3
JONES*	7-17	3-6	7-8	1-0-1	3	24	1	1	0	5
PRESERVATI	0-0	0-0	0-0	0-1-1	0	0	0	0	0	0
SISSOM	0-1	0-0	0-0	1-0-1	1	0	0	1	0	0
SELLS	0-0	0-0	0-0	0-0-0	0	0	0	0	0	0
LYON	0-1	0-0	0-0	0-0-0	1	0	0	0	0	0
DOW	0-2	0-2	1-2	0-0-0	3	1	1	0	0	0
PORTER	1-3	0-1	2-4	1-2-3	2	4	1	1	1	0
TEAM				1-1-2						
TOTALS	18-66	7-27	14-19	18-22-40	21	57	11	16	3	14

TOTAL FG% 1st Half: 5-32 15.6% 2nd Half: 13-34 38.2% Game: 27.3%
FG 1st (11-22) 50.0 2nd (10-31) 32.3 Total (24-60) 40.0
3FG 1st (2-6) 33.3 2nd (0-4) 0.0 Total (2-10) 20.0
FT 1st (4-4) 100.0 2nd (13-20) 65.0 Total (18-27) 66.7
Deadball Rebounds: 5,1

Halftime Score: Temple 35, Middle Tennessee 15
Attendance: 2,587
Officials: Smith, Hust, Galloway
Technical Fouls: None.

2016-17
1st Round

March 16, 2017
Murphy Center (Murfreesboro, Tenn.)

Middle Tennessee 67, Morehead State 58

MSU (21-10)	FG-A	3FG-A	FT-A	REB	PF	PTS	A	TO	BK	ST	MIN
14 STEELE*	3-6	0-0	0-0	2-1-3	3	6	1	2	0	1	25
32 McKEE*	2-10	0-3	3-3	1-10-11	2	7	2	0	0	0	29
04 SEWARD*	2-9	0-2	0-0	0-1-1	2	4	3	5	0	5	23
11 CROCKETT*	5-11	0-0	1-1	1-0-1	2	11	3	2	1	1	35
34 WELLS*	4-10	2-6	0-0	1-3-4	1	10	3	1	0	0	29
01 JACKSON	1-3	0-1	0-0	1-3-4	1	2	0	1	0	0	8
05 BROWN	0-3	0-0	2-4	1-1-2	1	2	2	1	0	0	9
20 TODD	5-8	0-0	0-0	3-7-10	2	10	2	1	4	0	27
22 TATE	2-8	2-6	0-0	1-2-3	3	6	0	0	0	0	15
TEAM				2-2-4							
Totals	**24-68**	**4-18**	**6-8**	**13-30-43**	**17**	**58**	**16**	**13**	**5**	**7**	**200**

FG	1st: 4-17 23.5	2nd: 7-18 38.9	3rd: 6-15 40.0	4th: 7-18 38.9	Total: 35.3
3FG	1st: 1-6 16.7	2nd: 2-7 28.6	3rd: 1-1 100.0	4th: 0-4 0.0	Total: 22.2
FT	1st: 0-0 0.0	2nd: 1-1 100.0	3rd: 2-2 100.0	4th: 3-5 60.0	Total: 75.0

MT (22-10)	FG-A	3FG-A	FT-A	REB	PF	PTS	A	TO	BK	ST	MIN
00 JOHNSON*	10-24	0-0	6-6	3-9-12	2	26	2	1	2	0	34
24 REUTER*	2-8	1-1	3-4	4-5-9	4	8	1	1	0	0	21
03 ALLISON*	0-3	0-2	2-2	0-4-4	0	2	2	2	0	0	18
05 SISSOM*	1-4	1-2	0-0	0-2-2	3	3	2	1	0	1	40
20 PETTY*	7-16	3-4	5-6	0-3-3	3	22	4	4	0	3	40
14 COLLIER	0-2	0-2	1-2	1-2-3	1	1	2	0	0	0	22
23 LYON	2-3	1-1	0-2	1-2-3	4	5	1	2	1	1	25
TEAM				1-4-5				1			
Totals	**22-60**	**6-12**	**17-22**	**10-31-41**	**17**	**67**	**14**	**12**	**3**	**5**	**200**

FG	1st: 4-12 33.3	2nd: 4-14 28.6	3rd: 7-18 38.9	4th: 7-16 43.8	Total: 36.7
3FG	1st: 3-5 60.0	2nd: 1-2 50.0	3rd: 1-2 50.0	4th: 1-3 33.3	Total: 50.0
FT	1st: 5-6 33.3	2nd: 7-10 70.0	3rd: 1-1 100.0	4th: 4-5 80.0	Total: 77.3

Deadball Rebounds: 3
Halftime Score: Middle Tennessee 32, Morehead State 26
Attendance: 2,536
Officials: Charlie Hust, Adam Rider, Trey Miles; Technical Fouls: None.

2016-17
2nd Round

March 19, 2017
Murphy Center (Murfreesboro, Tenn.)

Middle Tennessee 73, Wake Forest 66

WF (16-16)	FG-A	3FG-A	FT-A	REB	PF	PTS	A	TO	BK	ST	MIN
32 Quinn*	5-6	0-0	1-1	3-4-7	3	11	0	6	2	1	36
41 Penna*	6-15	2-6	3-4	0-3-3	5	17	6	4	0	1	37
02 Campbell*	3-10	0-1	3-4	1-6-7	4	9	3	2	1	2	38
14 Sharp*	0-2	0-0	2-2	3-0-3	1	2	1	1	3	0	33
25 Stephenson*	8-19	4-11	3-4	0-2-2	4	23	1	3	1	1	39
05 Berranger	0-0	0-0	0-0	0-0-0	0	0	0	0	0	0	0+
15 Simmons	1-1	0-0	2-2	0-0-0	4	4	2	1	0	0	12
42 Whitehead	0-0	0-0	0-0	1-0-1	3	0	0	0	1	0	3
44 Udoh	0-0	0-0	0-0	1-0-1	1	0	0	0	1	0	2
TEAM				2-5-7							
Totals	**23-53**	**6-18**	**14-17**	**11-20-31**	**25**	**66**	**13**	**17**	**9**	**5**	**200**

FG	1st: 7-12 58.3	2nd: 6-11 54.5	3rd: 5-17 29.4	4th: 5-13 38.5	Total: 43.4
3FG	1st: 1-4 25.0	2nd: 3-5 60.0	3rd: 1-6 16.7	4th: 1-3 33.3	Total: 33.3
FT	1st: 2-2 100.0	2nd: 1-2 50.0	3rd: 4-5 80.0	4th: 7-8 87.5	Total: 82.4

MT (23-10)	FG-A	3FG-A	FT-A	REB	PF	PTS	A	TO	BK	ST	MIN
00 JOHNSON*	10-14	1-2	7-7	3-1-4	3	28	3	1	2	0	39
24 REUTER*	1-3	0-0	0-0	0-2-2	2	2	2	2	0	0	15
03 ALLISON*	3-7	1-4	1-2	1-3-4	1	8	2	2	0	1	21
05 SISSOM*	0-7	0-6	3-4	0-3-3	1	3	3	2	0	1	40
20 PETTY*	7-20	2-5	12-12	1-8-9	2	28	3	4	0	2	40
14 COLLIER	0-1	0-1	0-0	0-0-0	4	0	1	0	0	0	17
23 LYON	2-3	0-0	0-0	2-2-4	3	4	0	1	1	1	27
35 SAVAGE	0-1	0-0	0-0	0-0-0	0	0	0	0	0	0	1
TEAM				6-3-9				2			
Totals	**23-56**	**4-18**	**23-25**	**13-22-35**	**16**	**73**	**14**	**14**	**3**	**5**	**200**

FG	1st: 6-12 50.0	2nd: 4-13 30.8	3rd: 7-18 38.9	4th: 6-13 46.2	Total: 41.1
3FG	1st: 1-4 25.0	2nd: 1-3 33.3	3rd: 2-8 25.0	4th: 0-3 0.0	Total: 22.2
FT	1st: 6-6 100.0	2nd: 8-9 88.9	3rd: 0-0 0.0	4th: 9-10 90.0	Total: 92.0

Halftime Score: Middle Tennessee 36, Wake Forest 33
Attendance: 2,519
Officials: Charlie Hust, Troy Winders, Natosha Harris; Technical Fouls: None.

2016-17
3rd Round

March 23, 2017
McCamish Pavilion (Atlanta, Ga.)

Georgia Tech 70, Middle Tennessee 57

MT (23-11)	FG-A	3FG-A	FT-A	REB	PF	PTS	A	TO	BK	ST	MIN
00 JOHNSON*	3-9	0-0	2-4	1-5-6	5	8	0	1	2	0	35
03 ALLISON*	2-5	2-5	2-2	1-0-1	1	8	0	2	0	0	11
05 SISSOM*	1-4	1-3	0-0	0-5-5	3	3	2	0	0	0	38
20 PETTY*	8-19	3-8	2-2	1-3-4	1	21	6	2	0	5	40
24 REUTER*	4-10	1-5	0-0	1-3-4	5	9	2	3	2	0	25
10 MIDDLEBROOKS	1-3	1-2	0-0	0-0-0	2	3	0	1	0	0	7
14 COLLIER	0-5	0-2	0-0	0-0-0	0	0	0	0	0	1	11
23 LYON	1-2	0-0	0-0	1-4-5	5	2	1	1	1	2	25
35 SAVAGE	1-3	0-1	1-2	1-0-1	2	3	0	0	0	0	8
TEAM				3-2-5							
Totals	**21-60**	**8-26**	**7-10**	**9-22-31**	**24**	**57**	**11**	**10**	**5**	**8**	**200**

FG	1st: 4-16 25.0	2nd: 4-14 28.6	3rd: 5-17 29.4	4th: 8-13 61.5	Total: 35.0
3FG	1st: 1-4 25.0	2nd: 2-6 33.3	3rd: 1-10 10.0	4th: 4-6 66.7	Total: 30.8
FT	1st: 0-0 0.0	2nd: 1-2 50.0	3rd: 1-2 50.0	4th: 5-6 83.3	Total: 70.0

Deadball Rebounds: 0, 2

GT (20-14)	FG-A	3FG-A	FT-A	REB	PF	PTS	A	TO	BK	ST	MIN
00 Tilford*	2-7	0-0	0-0	4-4-8	3	4	4	2	0	1	35
10 Vuckovic*	3-7	2-3	0-0	0-6-6	1	8	1	1	0	0	34
11 Edeferioka*	3-9	0-0	3-4	1-5-6	4	9	2	3	3	0	25
21 O'Neil*	6-8	0-0	2-5	2-2-4	2	14	2	3	2	1	24
33 Pan*	6-15	2-6	4-4	2-4-6	0	18	2	1	0	1	28
01 Pugh	4-6	0-0	1-6	4-1-5	3	9	0	3	0	0	16
13 Sweeney	0-1	0-1	1-2	0-0-0	0	1	3	0	0	0	4
24 Scott	0-2	0-0	1-4	2-5-7	4	1	3	1	1	1	17
55 Peresson	2-2	2-2	0-0	0-0-0	1	6	1	1	0	0	17
TEAM				1-3-4							
Totals	**26-57**	**6-12**	**12-25**	**16-30-46**	**18**	**70**	**18**	**15**	**6**	**4**	**200**

FG	1st: 10-18 55.6	2nd: 1-7 14.3	3rd: 10-16 62.5	4th: 5-16 31.3	Total: 45.6
3FG	1st: 3-4 75.0	2nd: 1-2 50.0	3rd: 1-2 50.0	4th: 1-4 25.0	Total: 50.0
FT	1st: 4-7 57.1	2nd: 4-4 100.0	3rd: 2-6 33.3	4th: 2-8 25.0	Total: 48.0

Deadball Rebounds: 4,3

Halftime Score: Georgia Tech 34, Middle Tennessee 20
Attendance: 819
Officials: Carla Fountain, Kevin Pethtel, Brian Garland; Technical Fouls: None.

2017-18
1st Round

March 15, 2018
Worthen Arena (Muncie, Ind.)

Ball State 69, Middle Tennessee 60

MT (18-13)	FG-A	3FG-A	FT-A	REB	PF	PTS	A	TO	BK	ST	MIN
00 JOHNSON*	4-7	0-0	3-6	1-5-6	5	11	0	1	1	0	24
23 LYON*	3-4	0-0	0-2	1-7-8	5	6	1	1	0	1	34
05 SISSOM*	2-13	2-6	4-4	1-3-4	3	10	7	5	0	0	40-
12 LOURO*	3-10	3-10	3-4	0-9-9	4	12	4	4	1	2	33
14 COLLIER*	0-3	0-1	0-0	0-1-1	2	0	0	2	0	1	14
13 MAJORS	1-4	0-0	0-0	0-0-0	0	2	0	0	0	1	4
15 JONES	3-10	2-8	0-0	1-1-2	5	8	1	0	0	0	28
24 REUTER	2-5	0-1	2-2	4-4-8	3	6	2	2	0	0	18
35 SAVAGE	2-3	1-2	0-0	1-1-2	0	5	0	2	0	1	5
TEAM				4-1-5				1			
Totals	**20-59**	**8-28**	**12-18**	**13-32-45**	**27**	**60**	**15**	**18**	**2**	**6**	**200**

FG	1st: 5-17 29.4	2nd: 3-12 50.0	3rd: 7-17 41.2	4th: 5-13 38.5	Total: 33.9
3FG	1st: 1-6 16.7	2nd: 2-8 25.0	3rd: 3-8 37.5	4th: 2-6 33.3	Total: 28.6
FT	1st: 3-6 50.0	2nd: 1-2 50.0	3rd: 5-6 83.3	4th: 3-4 75.0	Total: 66.7

Deadball Rebounds: 5

BALL STATE (25-6)	FG-A	3FG-A	FT-A	REB	PF	PTS	A	TO	BK	ST	MIN
22 WASHINGTON*	5-17	0-3	5-7	6-6-12	3	15	0	2	2	3	27
33 MONACO*	4-8	3-5	3-4	0-4-4	4	14	0	0	2	2	35
03 GRANDE*	4-10	1-1	7-8	1-5-6	2	16	6	2	3	3	39
20 FRAZIER*	2-9	0-5	6-8	2-2-4	2	10	3	4	0	2	30
24 SAMZ*	3-7	1-4	6-8	0-3-3	1	13	3	1	0	1	36
05 HOWARD-BASS	0-0	0-0	0-0	0-0-0	1	0	0	0	0	0	3
31 PENNY	0-0	0-0	1-2	0-2-2	0	1	0	2	0	0	12
32 BROWN	0-5	0-0	0-0	1-2-3	2	0	0	2	0	2	16
34 WALKER	0-1	0-0	0-0	0-1-1	0	0	0	0	0	0	2
TEAM				2-2-4							
Totals	**18-57**	**5-18**	**28-37**	**12-27-39**	**15**	**69**	**12**	**13**	**7**	**13**	**200**

FG	1st: 3-16 18.8	2nd: 7-15 46.7	3rd: 3-12 25.0	4th: 5-14 35.7	Total: 31.6
3FG	1st: 2-6 33.3	2nd: 2-5 40.0	3rd: 1-3 33.3	4th: 0-4 0.0	Total: 27.8
FT	1st: 4-6 66.7	2nd: 1-1 100.0	3rd: 13-16 81.3	4th: 10-14 71.4	Total: 75.7

Deadball Rebounds: 4

Halftime Score: Ball State 29, Middle Tennessee 23
Attendance: 1,083
Officials: Bob Enterline, Troy Winders, Charlie Hurst ; Technical Fouls: None.

2018-19
1st Round

March 21, 2019
Murphy Center (Murfreesboro, Tenn.)

Middle Tennessee 59, IUPUI 47

IUPUI (20-12)	FG-A	3FG-A	FT-A	REB	PF	PTS	A	TO	BK	ST	MIN
04 GIVENS*	1-5	0-2	10-10	1-2-3	1	12	1	2	0	4	39
15 ELGEDAWY*	3-4	0-0	2-2	1-2-3	5	8	1	5	0	0	18
05 CREECH*	3-4	0-0	1-4	0-1-1	4	7	0	0	0	0	24
11 BREWER*	2-8	2-7	7-8	0-1-1	4	13	1	1	0	2	39
30 ABDELGAWAD*	2-3	1-2	1-2	1-1-2	2	6	0	1	0	0	22
01 NIANG	1-2	0-1	0-0	0-0-0	5	2	0	1	0	0	9
03 BOPP	3-3	2-2	0-0	0-0-0	0	8	3	0	0	1	9
13 ALLEN	3-3	0-0	0-0	0-0-0	2	6	0	0	0	0	14
20 SMITH	0-1	0-1	0-0	1-0-1	0	0	0	0	0	0	5
22 PORTER	1-4	1-1	4-4	2-0-2	3	7	3	2	0	1	21
TEAM				1-3-4				1			
Totals	**19-37**	**6-16**	**25-30**	**7-10-17**	**26**	**69**	**9**	**13**	**0**	**8**	**200**

FG	1st: 4-17 23.5	2nd: 3-10 30.0	3rd: 5-15 33.3	4th: 5-14 35.7	Total: 30.4
3FG	1st: 0-4 0.0	2nd: 3-7 42.9	3rd: 0-3 0.0	4th: 0-4 0.0	Total: 16.7
FT	1st: 2-2 100.0	2nd: 4-4 100.0	3rd: 3-4 75.0	4th: 1-5 20.0	Total: 66.7

Deadball Rebounds: 3

MT (23-10)	FG-A	3FG-A	FT-A	REB	PF	PTS	A	TO	BK	ST	MIN
00 JOHNSON*	2-2	2-2	4-4	1-2-3	3	10	2	2	1	0	25
01 HAYES*	7-9	0-0	3-4	1-3-4	4	17	0	1	0	0	22
02 SUTTON*	1-6	0-2	4-4	0-0-0	3	6	2	2	0	0	22
12 LOURO*	2-3	1-2	2-2	2-1-3	4	7	1	3	0	2	33
15 JONES*	8-11	2-4	8-10	0-1-1	2	26	0	1	1	2	40
03 ALLISON	0-0	0-0	0-0	0-0-0	1	0	0	0	0	0	1
13 MAJORS	6-7	0-0	3-4	2-5-7	2	15	1	1	0	0	29
14 COLLIER	0-1	0-1	0-0	0-1-1	2	0	3	1	0	0	18
23 WHITTINGTON	0-0	0-0	0-0	0-0-0	3	0	0	0	0	0	10
TEAM								2			
Totals	**26-39**	**5-11**	**24-28**	**6-13-19**	**24**	**81**	**9**	**13**	**2**	**4**	**200**

FG	1st: 2-10 20.0	2nd: 6-14 42.9	3rd: 6-14 42.9	4th: 8-11 72.7	Total: 44.9
3FG	1st: 0-4 0.0	2nd: 3-10 30.0	3rd: 0-1 0.0	4th: 2-3 66.7	Total: 27.8
FT	1st: 4-4 100.0	2nd: 2-2 100.0	3rd: 2-2 100.0	4th: 2-3 66.7	Total: 90.9

Deadball Rebounds: 0

Halftime Score: Middle Tennessee 25, IUPUI 23
Attendance: 1,492
Officials: Charlie Hust, David Jenkins, Ryan Durham; Technical Fouls: None.

2018-19
2nd Round

March 24, 2019
Convocation Center (Athens, Ohio)

Ohio 59, Middle Tennessee 57

MT (23-11)	FG-A	3FG-A	FT-A	REB	PF	PTS	A	TO	BK	ST	MIN
00 JOHNSON*	2-5	0-2	3-4	4-5-9	4	7	2	3	2	0	37
01 HAYES*	8-16	0-0	1-3	3-12-15	4	17	4	5	0	2	39
02 SUTTON*	2-5	2-3	0-0	0-2-2	5	6	0	4	0	0	24
12 LOURO*	2-5	0-2	0-0	3-5-8	1	4	4	1	1	0	34
15 JONES*	6-15	3-10	0-0	0-3-3	3	15	0	4	1	1	34
13 MAJORS	1-2	0-0	0-2	0-1-1	1	2	1	0	1	0	9
14 COLLIER	1-4	1-4	0-0	0-0-0	4	3	1	0	0	1	16
23 WHITTINGTON	1-2	1-2	0-0	0-2-2	0	3	0	1	0	0	7
TEAM				3-1-4				1			
Totals	**23-54**	**7-23**	**4-9**	**13-31-44**	**22**	**57**	**12**	**19**	**5**	**4**	**200**

FG	1st: 6-12 50.0	2nd: 8-16 50.0	3rd: 3-11 27.3	4th: 6-15 40.0	Total: 42.6
3FG	1st: 3-5 60.0	2nd: 2-7 28.6	3rd: 0-4 0.0	4th: 2-7 28.6	Total: 30.4
FT	1st: 1-3 33.3	2nd: 0-0 0.0	3rd: 1-4 25.0	4th: 2-2 100.0	Total: 44.4

Deadball Rebounds: 2

OHIO (29-5)	FG-A	3FG-A	FT-A	REB	PF	PTS	A	TO	BK	ST	MIN
04 Johnson*	3-10	0-2	5-6	0-4-4	3	11	2	2	0	0	30
41 Burris*	4-9	1-4	0-0	1-3-4	1	9	2	4	3	1	34
01 Hooks*	5-13	0-2	8-15	2-1-3	3	18	3	0	1	4	28
03 Burke*	3-12	2-7	0-0	3-5-8	1	8	1	2	0	1	36
10 Doseck*	1-4	1-3	2-2	0-2-2	2	5	0	0	0	2	32
13 Bower	1-1	1-1	1-2	0-3-3	0	4	0	0	2	0	22
15 Bambule	0-0	0-0	0-0	0-0-0	1	0	0	0	1	1	4
32 Beck	2-3	0-0	0-1	0-3-3	0	4	0	1	0	1	12
54 Jessing	0-0	0-0	0-0	1-0-1	0	0	0	0	0	0	2
TEAM				2-0-2				1			
Totals	**19-52**	**5-19**	**16-26**	**9-21-30**	**11**	**59**	**8**	**10**	**7**	**10**	**200**

FG	1st: 5-15 33.3	2nd: 5-12 41.7	3rd: 5-14 35.7	4th: 4-11 36.4	Total: 36.5
3FG	1st: 2-7 28.6	2nd: 2-6 33.3	3rd: 1-5 20.0	4th: 0-1 0.0	Total: 26.3
FT	1st: 4-5 80.0	2nd: 0-1 0.0	3rd: 0-1 0.0	4th: 7-12 58.3	Total: 61.5

Deadball Rebounds: 3

Halftime Score: Middle Tennessee 34, Ohio 28
Attendance: 867
Officials: Frank Steratore, Molly Caldwell, Josh Howell; Technical Fouls: None.

2021-22
1st Round

March 17, 2022
Murphy Center (Murfreesboro, Tenn.)

Middle Tennessee 86, Wofford 56

Wofford - 56 Record: 17-14

NO.	Name		Min	FG M-A	3P M-A	FT M-A	Rebounds OR	DR	TOT	Fouls PF	FD	TP	AS	TO	ST	Blocks BS	BA	+/-
14	Lilly Hatton	F	27:54	3-8	3-6	0-0	0	0	0	4	1	9	0	0	0	2	0	-35
21	Alexis Tomlin	F	24:27	3-10	0-0	6-7	0	8	8	4	6	12	0	0	0	1	0	-18
2	Niyah Lutz	G	26:15	0-3	0-3	0-0	0	5	5	2	1	0	3	1	1	0	0	-34
4	Reagan Rapert	G	27:21	0-3	0-2	2-2	0	2	2	0	1	2	5	4	2	0	0	-40
30	Jackie Carman	G	30:07	4-12	3-8	2-4	0	2	2	0	3	13	1	0	1	0	0	-20
1	Annabelle Schultz		13:45	2-4	1-2	0-0	0	0	0	1	0	5	1	0	1	0	1	-5
5	Helen Matthews		11:41	0-3	0-1	0-0	0	2	2	1	0	0	0	3	0	0	0	-14
3	Sydnee Richetto		16:38	4-7	1-3	0-0	0	1	1	0	1	9	0	0	1	0	1	-2
32	Alea Harris		09:14	0-1	0-0	1-2	1	1	2	1	1	1	2	0	0	1	0	9
40	Abbey Crawford		08:52	0-1	0-1	2-2	1	0	1	1	1	2	0	1	0	0	0	4
0	JaRae Smith		03:46	1-1	0-0	1-2	0	0	0	0	1	3	1	0	0	0	0	5
Team							1	2	3			0		2				
Totals				17-53	8-26	14-19	3	23	26	14	16	56	13	11	6	4	2	-30

Technical Fouls: NONE

Shooting By Period		
1st	FG%	3-9 33.3%
	3PT%	2-6 33.3%
	FT%	1-2 50%
2nd	FG%	5-17 29.4%
	3PT%	3-8 37.5%
	FT%	2-2 100%
3rd	FG%	4-14 28.6%
	3PT%	1-5 20.0%
	FT%	5-7 71.4%
4th	FG%	5-13 38.5%
	3PT%	2-7 28.6%
	FT%	6-8 75%
GM	FG%	17-53 32.1%
	3PT%	8-26 30.8%
	FT%	14-19 73.7%

Dead Ball Rebounds: 2, 0

Middle Tenn. - 86 Record: 24-7

NO.	Name		Min	FG M-A	3P M-A	FT M-A	Rebounds OR	DR	TOT	Fouls PF	FD	TP	AS	TO	ST	Blocks BS	BA	+/-
33	Courtney Whitson	F	36:14	4-12	2-7	1-1	2	7	9	1	3	11	4	3	2	0	1	35
2	Anastasiia Boldyreva	C	16:58	6-9	0-1	3-3	1	5	6	4	4	15	0	1	0	0	0	20
10	Jalynn Gregory	G	27:02	5-9	5-7	0-0	0	1	1	3	0	15	1	0	0	0	1	25
15	Dor Saar	G	30:23	6-9	4-6	0-0	1	4	5	0	0	16	4	0	1	0	1	35
23	Alexis Whittington	G	30:14	2-4	0-2	2-2	2	5	7	1	2	6	2	1	2	1	0	42
5	Kseniya Malashka		13:40	6-11	1-2	2-4	3	4	7	1	3	15	1	1	0	0	0	14
1	Courtney Blakely		15:29	4-7	0-0	0-0	0	1	1	2	0	8	4	2	2	0	1	-9
22	Jada Grannum		09:01	0-1	0-1	0-0	1	3	4	3	1	0	0	3	0	0	0	-3
4	Gracie Dodgen		07:11	0-5	0-5	0-0	0	0	0	1	0	0	0	0	0	0	0	-5
24	Amanda Whittington		10:02	0-0	0-0	0-0	1	1	2	0	0	0	0	0	0	1	0	1
11	Anabel Latorre		03:46	0-0	0-0	0-2	1	1	2	0	1	0	0	0	0	0	0	-5
Team							1	4	5			0		0				
Totals				33-67	12-31	8-12	13	36	49	16	14	86	16	11	7	2	4	30

Technical Fouls: NONE

Shooting By Period		
1st	FG%	9-15 60.0%
	3PT%	4-7 57.1%
	FT%	2-4 50%
2nd	FG%	6-15 40.0%
	3PT%	2-8 25.0%
	FT%	2-2 100%
3rd	FG%	9-19 47.4%
	3PT%	4-9 44.4%
	FT%	4-4 100%
4th	FG%	9-18 50.0%
	3PT%	2-7 28.6%
	FT%	0-2 0%
GM	FG%	33-67 49.3%
	3PT%	12-31 38.7%
	FT%	8-12 66.7%

Dead Ball Rebounds: 2, 0

	WOF	MTS
Biggest lead	0 (1st 10:00)	38 (4th 5:08)
Best Scoring Run	6 (1st 0:49)	14 (3rd 7:05)
Lead Changes	0	
Times Tied	1	
Time with Lead	00:00	38:31

Points from	WOF	MTS
Turnovers	13	16
Paint	8	38
Second Chance	4	15
Fast Breaks	4	16
Bench	20	23

Period by Period Scoring	1st	2nd	3rd	4th	TOT
WOF	9	15	14	18	56
MTS	24	16	26	20	86

2021-22
2nd Round

March 21, 2022
Murphy Center (Murfreesboro, Tenn.)

Middle Tennessee 67, Wake Forest 55

Wake Forest - 55 Record: 16-17

NO.	Name		Min	FG M-A	3P M-A	FT M-A	Rebounds OR	DR	TOT	Fouls PF	FD	TP	AS	TO	ST	Blocks BS	BA	+/-
14	Niyah Becker	F	15:32	0-5	0-1	1-2	1	0	1	1	2	1	0	2	0	0	0	-16
23	Christina Morra	F	36:07	7-17	1-3	3-6	1	5	6	0	4	18	1	0	0	0	2	-5
0	Alyssa Andrews	G	28:01	0-7	0-3	1-2	4	1	5	2	1	1	0	2	0	0	0	-22
2	Kaia Harrison	G	35:10	5-9	0-0	0-0	0	3	3	1	2	10	4	1	0	0	1	-11
21	Elise Williams	G	31:40	3-9	2-4	5-5	2	3	5	4	7	13	2	4	3	0	0	-2
20	Olivia Summiel		21:11	1-5	1-4	0-0	1	3	4	4	3	3	0	2	0	0	1	-15
11	Raegyn Conley		19:57	1-6	1-4	1-2	2	3	5	1	1	4	0	3	1	0	1	5
25	Demeara Hinds		07:44	1-3	0-0	1-1	5	1	6	1	2	3	1	2	0	1	1	9
5	Malaya Cowles		04:38	1-1	0-0	0-0	2	1	3	2	0	2	0	1	0	0	0	-3
Team							2	4	6			0		0				
Totals				19-62	5-19	12-18	20	24	44	16	22	55	8	17	4	1	6	-12

Technical Fouls::NONE

Shooting By Period		
1st	FG%	5-15 33.3%
	3PT%	1-5 20.0%
	FT%	2-2 100%
2nd	FG%	5-15 33.3%
	3PT%	0-4 0.0%
	FT%	2-6 33.3%
3rd	FG%	4-15 26.7%
	3PT%	1-4 25.0%
	FT%	2-3 66.7%
4th	FG%	5-17 29.4%
	3PT%	3-6 50.0%
	FT%	6-7 85.7%
GM	FG%	19-62 30.6%
	3PT%	5-19 26.3%
	FT%	12-18 66.7%

Dead Ball Rebounds: 4, 0

Middle Tenn. - 67 Record: 25-7

NO.	Name		Min	FG M-A	3P M-A	FT M-A	Rebounds OR	DR	TOT	Fouls PF	FD	TP	AS	TO	ST	Blocks BS	BA	+/-
33	Courtney Whitson	F	32:54	2-9	2-6	2-2	2	3	5	5	3	8	4	2	1	0	0	27
2	Anastasiia Boldyreva	C	20:44	6-8	0-0	0-1	1	5	6	1	2	12	0	1	0	4	0	10
10	Jalynn Gregory	G	27:43	1-4	1-4	0-0	2	3	5	4	1	3	3	0	1	0	0	4
15	Dor Saar	G	35:36	4-9	1-4	0-0	0	2	2	1	1	9	5	4	1	0	0	15
23	Alexis Whittington	G	34:38	1-4	1-2	2-2	0	2	2	4	2	5	1	1	1	0	0	20
5	Kseniya Malashka		21:48	7-15	1-3	3-6	2	1	3	4	4	18	0	2	0	2	1	-2
1	Courtney Blakely		22:06	4-7	0-0	4-4	0	4	4	2	3	12	2	1	2	0	0	-4
22	Jada Grannum		03:46	0-0	0-0	0-0	0	1	1	1	0	0	0	0	0	0	0	-8
4	Gracie Dodgen		00:45	0-0	0-0	0-0	0	0	0	0	0	0	0	0	0	0	0	-2
Team							2	4	6			0		2				
Totals				25-56	6-19	11-15	9	25	34	22	16	67	15	13	6	6	1	12

Technical Fouls::NONE

Shooting By Period		
1st	FG%	7-15 46.7%
	3PT%	3-6 50.0%
	FT%	3-4 75%
2nd	FG%	7-12 58.3%
	3PT%	2-4 50.0%
	FT%	2-2 100%
3rd	FG%	9-16 56.3%
	3PT%	1-3 33.3%
	FT%	2-3 66.7%
4th	FG%	2-13 15.4%
	3PT%	0-6 0.0%
	FT%	4-6 66.7%
GM	FG%	25-56 44.6%
	3PT%	6-19 31.6%
	FT%	11-15 73.3%

Dead Ball Rebounds: 2, 0

	WAF	MTS
Biggest lead	2 (1st 9:34)	27 (4th 7:02)
Best Scoring Run	9(4th 2:52)	7(2nd 8:43)
Lead Changes	1	
Times Tied	2	
Time with Lead	00:32	37:44

Points from	WAF	MTS
Turnovers	11	15
Paint	20	28
Second Chance	9	10
Fast Breaks	1	15
Bench	12	30

Period by Period Scoring	1st	2nd	3rd	4th	TOT
WAF	13	12	11	19	55
MTS	20	18	21	8	67

2021-22
3rd Round

March 24, 2022
Murphy Center (Murfreesboro, Tenn.)

Middle Tennessee 55, Vanderbilt 53

Officials: Ray Smith, Natosha Harris, Troy Winders

Vanderbilt - 53 Record: 16-19

NO.	Name		Min	FG M-A	3P M-A	FT M-A	Rebounds OR	DR	TOT	Fouls PF	FD	TP	AS	TO	ST	Blocks BS	BA	+/-
35	Sacha Washington	F	23:31	5-10	0-0	2-2	1	7	8	4	1	12	0	0	0	1	0	3
50	Kaylon Smith	F	29:27	2-7	1-4	0-0	0	1	1	5	2	5	1	3	1	0	0	-2
3	Jordyn Cambridge	G	39:13	5-9	0-1	4-7	0	4	4	3	5	14	1	4	4	1	2	-2
21	Bella LaChance	G	25:47	0-2	0-0	2-2	0	4	4	2	1	2	0	1	1	0	1	4
23	Iyana Moore	G	40:00	5-12	2-5	2-3	0	0	0	3	2	14	1	4	3	0	2	-2
5	Yaubryon Chambers		19:09	0-2	0-0	3-4	1	2	3	0	3	3	0	1	0	1	0	1
13	De'Mauri Flournoy		15:00	1-2	0-0	1-2	0	0	0	1	2	3	2	3	1	0	0	-6
12	Demi Washington		07:53	0-1	0-0	0-0	0	1	1	1	0	0	0	0	0	0	1	-6
Team							6	1	7			0		1				
Totals				18-45	3-10	14-20	8	20	28	19	16	53	5	17	10	3	6	-2

Technical Fouls::NONE

Shooting By Period		
1st FG%	9-12	75.0%
3PT%	1-1	100.0%
FT%	2-2	100%
2nd FG%	3-14	21.4%
3PT%	1-4	25.0%
FT%	1-3	33.3%
3rd FG%	4-11	36.4%
3PT%	1-2	50.0%
FT%	3-4	75%
4th FG%	2-8	25.0%
3PT%	0-3	0.0%
FT%	8-11	72.7%
GM FG%	18-45	40.0%
3PT%	3-10	30.0%
FT%	14-20	70.0%

Dead Ball Rebounds: 4, 0

Middle Tenn. - 55 Record: 26-7

NO.	Name		Min	FG M-A	3P M-A	FT M-A	Rebounds OR	DR	TOT	Fouls PF	FD	TP	AS	TO	ST	Blocks BS	BA	+/-
33	Courtney Whitson	F	40:00	4-13	1-8	0-0	1	0	1	3	0	9	1	2	2	0	2	2
2	Anastasiia Boldyreva	C	13:10	2-3	0-0	0-0	2	2	4	0	1	4	1	2	0	1	0	-4
10	Jalynn Gregory	G	32:36	3-6	2-5	0-0	1	4	5	5	3	8	3	2	1	0	0	6
15	Dor Saar	G	37:39	3-11	3-7	4-4	0	3	3	0	2	13	2	3	3	0	1	6
23	Alexis Whittington	G	36:20	3-5	1-3	0-0	3	3	6	3	5	7	2	4	3	0	0	2
5	Kseniya Malashka		26:50	3-7	0-1	6-8	1	3	4	4	7	12	2	3	0	4	0	6
1	Courtney Blakely		13:00	1-2	0-0	0-0	0	1	1	1	1	2	1	3	0	1	0	-8
4	Gracie Dodgen		00:25	0-0	0-0	0-0	0	0	0	0	0	0	0	0	0	0	0	0
Team							2	4	6			0		0				
Totals				19-47	7-24	10-12	10	20	30	16	19	55	12	19	9	6	3	2

Technical Fouls::NONE

Shooting By Period		
1st FG%	4-12	33.3%
3PT%	0-6	0.0%
FT%	2-2	100%
2nd FG%	5-14	35.7%
3PT%	1-5	20.0%
FT%	0-0	0%
3rd FG%	7-11	63.6%
3PT%	4-6	66.7%
FT%	4-6	66.7%
4th FG%	3-10	30.0%
3PT%	2-7	28.6%
FT%	4-4	100%
GM FG%	19-47	40.4%
3PT%	7-24	29.2%
FT%	10-12	83.3%

Dead Ball Rebounds: 0, 1

	VAN	MTS
Biggest lead	11 (1st 1:45)	5 (4th 9:36)
Best Scoring Run	11(1st 1:45)	9(3rd 1:13)
Lead Changes	3	
Times Tied	5	
Time with Lead	25:50	10:04

Points from	VAN	MTS
Turnovers	12	20
Paint	20	24
Second Chance	0	5
Fast Breaks	6	4
Bench	6	14

Period by Period Scoring	1st	2nd	3rd	4th	TOT
VAN	21	8	12	12	53
MTS	10	11	22	12	55

2021-22
Quarterfinals

March 28, 2022
John F. Savage Arena (Toledo, OH)

Middle Tennessee 73, Toledo 71

Middle Tenn. - 73 Record: 27-7

NO.	Name		Min	FG M-A	3P M-A	FT M-A	Rebounds OR	DR	TOT	Fouls PF	FD	TP	AS	TO	ST	Blocks BS	BA	+/-
33	Courtney Whitson	F	41:48	6-13	4-9	2-2	2	5	7	5	1	18	1	2	1	0	0	2
2	Anastasiia Boldyreva	C	27:18	13-20	1-1	1-2	0	3	3	1	2	28	0	2	1	3	1	-1
10	Jalynn Gregory	G	38:06	0-4	0-1	2-2	0	0	0	1	1	2	0	2	3	0	0	5
15	Dor Saar	G	45:00	3-11	2-5	0-2	0	7	7	2	2	8	6	4	4	0	0	2
23	Alexis Whittington	G	37:16	1-3	0-0	0-0	0	2	2	3	1	2	3	0	3	0	0	-3
5	Kseniya Malashka		16:25	5-11	0-0	2-3	2	4	6	4	4	12	0	3	2	1	0	9
1	Courtney Blakely		15:46	0-2	0-0	1-2	1	2	3	0	1	1	1	2	0	0	0	1
22	Jada Grannum		03:21	1-1	0-0	0-0	1	0	1	1	0	2	0	0	0	0	0	-5
Team							1	1	2			0		0				
Totals				29-65	7-16	8-13	7	24	31	17	12	73	11	15	14	4	1	2

Technical Fouls::NONE

Shooting By Period		
1st FG%	8-17	47.1%
3PT%	4-6	66.7%
FT%	0-0	0%
2nd FG%	3-15	20.0%
3PT%	1-5	20.0%
FT%	2-3	66.7%
3rd FG%	7-15	46.7%
3PT%	0-2	0.0%
FT%	0-0	0%
4th FG%	7-12	58.3%
3PT%	1-2	50.0%
FT%	4-4	100%
:OT FG%	4-6	66.7%
3PT%	1-1	100.0%
FT%	2-6	33.3%
GM FG%	29-65	44.6%
3PT%	7-16	43.8%
FT%	8-13	61.5%

Dead Ball Rebounds: 1, 0

Toledo - 71 Record: 29-6

NO.	Name		Min	FG M-A	3P M-A	FT M-A	Rebounds OR	DR	TOT	Fouls PF	FD	TP	AS	TO	ST	Blocks BS	BA	+/-
34	Jessica Cook	F	15:20	1-3	0-0	2-2	0	3	3	2	2	4	0	1	0	0	1	6
2	Sophia Wiard	G	43:00	3-6	0-2	0-0	0	4	4	0	1	6	8	6	1	0	0	-1
5	Quinesha Lockett	G	39:01	4-11	0-2	2-2	1	6	7	4	3	10	2	7	1	0	0	2
22	Khera Goss	G	30:53	5-6	2-2	0-0	0	2	2	1	2	12	0	2	1	0	0	-7
33	Sammi Mikonowicz	G	45:00	5-11	4-7	3-5	1	12	13	2	5	17	3	5	1	0	1	-2
51	Hannah Noveroske		17:45	2-5	0-0	2-2	1	4	5	1	1	6	1	1	0	1	1	-4
1	Nan Garcia		11:55	2-8	0-2	0-2	1	0	1	0	1	4	1	0	1	0	1	-4
12	Jayda Jansen		22:06	4-5	1-1	3-3	2	1	3	2	2	12	0	0	2	0	0	0
Team							1	1	2			0		1				
Totals				26-55	7-16	12-16	7	33	40	12	17	71	15	23	7	1	4	-2

Technical Fouls::NONE

Shooting By Period		
1st FG%	5-9	55.6%
3PT%	1-3	33.3%
FT%	2-2	100%
2nd FG%	5-9	55.6%
3PT%	2-5	40.0%
FT%	6-8	75%
3rd FG%	7-14	50.0%
3PT%	2-2	100.0%
FT%	0-0	0%
4th FG%	6-17	35.3%
3PT%	1-5	20.0%
FT%	2-4	50%
:OT FG%	3-6	50.0%
3PT%	1-1	100.0%
FT%	2-2	100%
GM FG%	26-55	47.3%
3PT%	7-16	43.8%
FT%	12-16	75.0%

Dead Ball Rebounds: 2, 0

	MTSU	TOL
Biggest lead	7 (1st 2:22)	8 (1st 6:55)
Best Scoring Run	15(1st 2:22)	9(2nd 7:00)
Lead Changes	17	
Times Tied	15	
Time with Lead	16:44	19:18

Points from	MTSU	TOL
Turnovers	23	16
Paint	38	34
Second Chance	4	7
Fast Breaks	3	14
Bench	15	22

Period by Period Scoring	1st	2nd	3rd	4th	OT1	TOT
MTSU	20	9	14	19	11	73
TOL	13	18	16	15	9	71

2021-22
Semifinals

March 31, 2022
Murphy Center (Murfreesboro, Tenn.)

Middle Tennessee 73, Seton Hall 74

Officials: Felicia Grimes, Brian Hall, Nykesha Thompson

Seton Hall - 74 Record: 24-12

NO.	Name		Min	FG M-A	3P M-A	FT M-A	Rebounds OR	DR	TOT	Fouls PF	FD	TP	AS	TO	ST	Blocks BS	BA	+/-
10	Mya Bembry	F	33:24	2-8	0-0	0-0	2	4	6	0	0	4	1	1	1	2	1	-17
14	Sidney Cooks	F	32:14	10-13	4-4	4-4	0	7	7	4	3	28	2	2	0	1	1	12
3	Lauren Park-Lane	G	40:00	7-17	1-4	1-1	0	5	5	0	3	16	10	5	1	2	0	1
4	Andra Espinoza-Hunter	G	38:03	5-10	2-5	1-2	2	4	6	2	3	13	3	2	3	0	0	-7
5	Mya Jackson	G	30:14	5-10	3-6	0-0	1	3	4	0	0	13	1	1	0	0	1	-2
15	Katie Armstrong		08:36	0-2	0-0	0-0	0	0	0	0	0	0	1	0	0	0	0	5
22	Amari Wright		10:01	0-0	0-0	0-0	0	1	1	2	0	0	1	0	2	0	0	5
20	Curtessia Dean		07:28	0-1	0-1	0-0	0	1	1	3	1	0	1	0	0	0	0	8
Team							1	2	3			0		1				
Totals				29-61	10-20	6-7	6	27	33	12	10	74	20	12	7	5	3	1

Technical Fouls: Bench 4th 10:00

Shooting By Period		
1st FG%	7-18	38.9%
3PT%	2-3	66.7%
FT%	0-0	0%
2nd FG%	9-15	60.0%
3PT%	4-7	57.1%
FT%	0-0	0%
3rd FG%	7-16	43.8%
3PT%	3-6	50.0%
FT%	2-2	100%
4th FG%	6-12	50.0%
3PT%	1-4	25.0%
FT%	4-5	80%
GM FG%	29-61	47.5%
3PT%	10-20	50.0%
FT%	6-7	85.7%

Dead Ball Rebounds: 0, 0

Middle Tenn. - 73 Record: 27-8

NO.	Name		Min	FG M-A	3P M-A	FT M-A	Rebounds OR	DR	TOT	Fouls PF	FD	TP	AS	TO	ST	Blocks BS	BA	+/-
33	Courtney Whitson	F	39:34	2-11	1-7	2-2	3	5	8	2	2	7	2	3	2	0	1	-1
2	Anastasiia Boldyreva	C	12:26	5-8	1-1	1-2	2	3	5	2	3	12	0	1	0	0	0	-15
10	Jalynn Gregory	G	40:00	4-10	2-7	0-0	1	2	3	2	0	10	1	0	2	0	1	-1
15	Dor Saar	G	40:00	6-11	5-9	2-2	0	6	6	0	0	19	3	2	1	0	1	-1
23	Alexis Whittington	G	26:29	0-2	0-0	0-0	1	1	2	1	1	0	1	0	0	0	1	-6
1	Courtney Blakely		13:35	0-5	0-2	0-0	2	3	5	2	1	0	4	1	1	0	1	5
5	Kseniya Malashka		27:56	8-18	2-7	7-8	4	5	9	1	4	25	2	2	1	3	0	14
Team							0	2	2			0		2				
Totals				25-65	11-33	12-14	13	27	40	10	11	73	13	11	7	3	5	-1

Technical Fouls::NONE

Shooting By Period		
1st FG%	6-17	35.3%
3PT%	2-7	28.6%
FT%	0-0	0%
2nd FG%	5-18	27.8%
3PT%	2-8	25.0%
FT%	0-0	0%
3rd FG%	8-16	50.0%
3PT%	5-11	45.5%
FT%	3-4	75%
4th FG%	6-14	42.9%
3PT%	2-7	28.6%
FT%	9-10	90%
GM FG%	25-65	38.5%
3PT%	11-33	33.3%
FT%	12-14	85.7%

Dead Ball Rebounds: 2, 0

	SHU	MTS
Biggest lead	22 (2nd 3:28)	4 (4th 1:06)
Best Scoring Run	20(2nd 3:28)	11(4th 1:06)
Lead Changes	3	
Times Tied	2	
Time with Lead	35:40	02:12

Points from	SHU	MTS
Turnovers	13	15
Paint	26	24
Second Chance	5	3
Fast Breaks	8	17
Bench	0	25

Period by Period Scoring	1st	2nd	3rd	4th	TOT
SHU	16	22	19	17	74
MTS	14	12	24	23	73

Individual Postseason Records

Points

1.	Alysha Clark	34	March 22, 2009	at Michigan State
2.	Kim Webb	33	March 17, 1985	at Western Kentucky
3.	Amber Holt	32	March 21, 2008	at Kentucky*
4.	Jamie Thomatis	30	March 14, 2001	at Indiana*
	Amber Holt	30	March 19, 2008	vs. Western Carolina*
6.	Ty Petty	29	March 26, 2015	vs. Ole Miss*
7.	Anastasiia Boldyreva	28	March 28, 2022	at Toledo*
	Alex Johnson	28	March 19, 2017	vs. Wake Forest*
	Ty Petty	28	March 19, 2017	vs. Wake Forest*
10.	Alice Lawrence	27	March 17, 1985	vs. Western Kentucky

Rebounds

1.	Brea Edwards	20	March 29, 2015	vs. Temple*
2.	Icelyn Elie	16	March 18, 2012	at Vanderbilt
	Ebony Rowe	16	March 18, 2012	at Vanderbilt
4.	A'Queen Hayes	15	March 24, 2019	at Ohio*
5.	Alysha Clark	14	March 21, 2010	vs. Mississippi State
6.	Ebony Rowe	12	March 24, 2013	at Louisville
	Olivia Jones	12	March 22, 2015	vs. Arkansas State*
	Brea Edwards	12	March 19, 2015	vs. Ball State*
	Brea Edwards	12	March 22, 2015	vs. Arkansas State*
	Alex Johnson	12	March 16, 2017	vs. Morehead State*

Field Goals Made

1.	Alysha Clark	14	March 22, 2009	at Michigan State
2.	Kim Webb	13	March 17, 1985	at Western Kentucky
	Anastasiia Boldyreva	13	March 28, 2022	at Toledo*
3.	Amber Holt	12	March 21, 2008	at Kentucky*
4.	Jamie Thomatis	11	March 14, 2001	at Indiana*
	Patrice Holmes	11	March 19, 2005	vs. North Carolina State
	Ty Petty	11	March 26, 2015	vs. Ole Miss*
	Chrissy Givens	11	March 18, 2006	vs. Utah
8.	Amber Holt	10	March 17, 2007	vs. Gonzaga
	Amber Holt	10	March 19, 2008	vs. Western Carolina
	Alex Johnson	10	March 19, 2016	vs. Florida State
	Alex Johnson	10	March 16, 2017	vs. Morehead State*
	Alex Johnson	10	March 19, 2017	vs. Wake Forest*

3-Pointers Made

1.	Sandy Brown	5	March 16, 1988	vs. Kansas
	Patrice Holmes	5	March 21, 2005	vs. Texas Tech
	Jalynn Gregory	5	March 17, 2022	vs. Wofford*
	Dor Saar	5	March 31, 2022	vs. Seton Hall*
	Johnna Abney	5	March 18, 2006	vs. Utah
4.	Kelly Chastain	4	March 14, 1998	vs. Duke
	Patrice Holmes	4	March 21, 2004	vs. North Carolina
	Brea Edwards	4	March 22, 2015	vs. Arkansas State*
	Icelyn Elie	4	March 24, 2013	at Louisville
	Brandi Brown	4	March 21, 2010	vs. Mississippi State
	Dor Saar	4	March 17, 2022	vs. Wofford*
	Courtney Whitson	4	March 28, 2022	at Toledo*

Free Throws Made

1.	Ty Petty	12	March 19, 2017	vs. Wake Forest*
	Amber Holt	10	March 19, 2008	vs. Western Carolina*
3.	Alice Lawrence	9	March 17, 1985	at Western Kentucky
4.	Jamie Thomatis	8	March 14, 2001	at Indiana*
	Anna Jones	8	March 21, 2019	at Ohio*
6.	Eva Lemeh	7	March 15, 1983	at Jackson State
	Kim Webb	7	March 17, 1985	at Western Kentucky
	Olivia Jones	7	March 29, 2015	vs. Temple*
	Alex Johnson	7	March 19, 2017	vs. Wake Forest*
	Kseniya Malashka	7	March 31, 2022	vs. Seton Hall*

Field Goal Percentage (min. 10 attempts)

1.	Amber Holt	.769 (10-13)	March 19, 2008	vs. Western Carolina*
2.	Anna Jones	.727 (8-11)	March 21, 2019	vs. IUPUI*
3.	Amber Holt	.714 (10-14)	March 17, 2007	vs. Gonzaga
	Alex Johnson	.714 (10-14)	March 19, 2017	vs. Wake Forest*
5.	Ty Petty	.688 (11-16)	March 26, 2015	vs. Ole Miss*
6.	Kim Webb	.667 (8-12)	March 14, 1984	vs. Tennessee
7.	Anastasiia Boldyreva	.650 (133-20)	March 28, 2022	at Toledo*
8.	Brea Edwards	.636 (7-11)	March 22, 2015	vs. Arkansas State*
9.	Lianne Beck	.615 (8-13)	March 16, 1988	at Kansas
	Krystle Horton	.615 (8-13)	March 21, 2004	vs. North Carolina

3-Point Field Goal Percentage (min. 4 attempts)

1.	Brea Edwards	100.0 (4-4)	March 22, 2015	vs. Arkansas State*
2.	Krystle Horton	.750 (3-4)	March 19, 2005	vs. N.C. State
	Chelsea Lymon	.750 (3-4)	March 19, 2008	vs. Western Carolina*
	Ty Petty	.750 (3-4)	March 16, 2017	vs. Morehead State*
5.	Jalynn Gregory	.714 (5-7)	March 17, 2022	vs. Wofford*
6.	Kelly Chastain	.667 (4-6)	March 14, 1998	at Duke
	Icelyn Elie	.667 (4-6)	March 24, 2013	at Louisville
	Dor Saar	.667 (4-6)	March 17, 2022	vs. Wofford*
8.	Jackie Pickel	.600 (3-5)	March 19, 2007	vs. Marist
	Brandi Brown	.600 (3-5	March 19, 2008	vs. Western Carolina*

Free Throw Percentage (min. 6 attempts)

1.	Ty Petty	100.0 (12-12)	March 19, 2017	vs. Wake Forest*
	Amber Holt	100.0 (10-10)	March 19, 2008	vs. Western Carolina*
	Alex Johnson	100.0 (7-7)	March 19, 2017	vs. Wake Forest*
	Carlita Elder	100.0 (6-6)	March 11, 1999	at Memphis*
	Chrissy Givens	100.0 (6-6)	March 17, 2007	vs. Gonzaga
	Alex Johnson	100.0 (6-6)	March 16, 2017	vs. Morehead State*
7.	Alice Lawrence	.900 (9-10)	March 17, 1985	at Western Kentucky
8.	Kim Webb	.875 (7-8)	March 17, 1985	at Western Kentucky
	Olivia Jones	.875 (7-8)	March 29, 2015	vs. Temple*
10.	Keisha McClinic	.857 (6-7)	March 21,2004	vs. North Carolina
	Olivia Jones	.857 (6-7)	March 26, 2015	vs. Ole Miss*
	Anastasia Hayes	.857 (6-7)	March 21, 2021	vs. Tennessee

Assists

1.	Chrissy Givens	11	March 18, 2006	vs. Utah
2.	Sherry Smith	8	March 17, 1983	at Louisiana Tech
3.	Kim Webb	7	March 12, 1986	at South Carolina
	Lori Gross	7	March 12, 1986	at South Carolina
	Shanice Cason	7	March 18, 2012	at Vanderbilt
	Ty Petty	7	March 26, 2015	vs. Ole Miss*
	Ty Petty	7	March 19, 2016	vs. Florida State
	Abbey Sissom	7	March 15, 2018	at Ball State*

Blocks

1.	Anastasiia Boldyreva	4	March 24, 2022	vs. Vanderbilt*
	Kseniya Malashka	4	March 28, 2022	at Toledo*
2.	Kay Willbanks	3	March 16, 1986	at LSU
	Kay Willbanks	3	March 12, 1986	at South Carolina
	Anastasiia Boldyreva	3	March 28, 2022	at Toledo*
	Kseniya Malashka	3	March 31, 2022	at Seton Hall*

Steals

1.	Olivia Jones	8	March 19, 2015	vs. Ball State*
2.	Keisha McClinic	6	March 23, 2004	at Notre Dame
3.	Kim Webb	5	March 12, 1986	at South Carolina
	Chrissy Givens	5	March 17, 2007	vs. Gonzaga
	Olivia Jones	5	March 29, 2015	vs. Temple*
	Ty Petty	5	March 23, 2017	at Georgia Tech*

- indicates Women's NIT game

Points

1.	104	vs. Western Carolina*	March 19, 2008
2.	86	vs. Wofford*	March 17, 2022
3.	85	vs. Gonzaga	March 17, 2007
4.	83	at Western Kentucky	March 17, 1985
5.	82	vs. Ole Miss*	March 26, 2015

Rebounds

1.	51	vs. Arkansas State*	March 22, 2015
2.	49	vs. Wofford*	March 17, 2022
3.	48	at South Carolina	March 12, 1986
4.	45	at Ball State*	March 15, 2018
5.	44	at LSU	March 16, 1986
	44	at Ohio*	March 24, 2019

Field Goals Made

1.	36	vs. Western Carolina*	March 19, 2008
2.	35	at South Carolina	March 12, 1986
3.	34	vs. Gonzaga	March 17, 2007
4.	33	vs. Wofford*	March 17, 2022
5.	32	at Kansas	March 16, 1988
	32	at Western Kentucky	March 17, 1985

3-Pointers Made

1.	13	vs. Western Carolina*	March 19, 2008
2.	12	vs. Mississippi State	March 21, 2010
	12	vs. Wofford*	March 17, 2022
4.	11	vs. Seton Hall*	March 31, 2022
5.	10	vs. Utah	March 18, 2006
	10	vs. Tennessee	March 21, 2021

Free Throws Made

1.	24	vs. IUPUI*	March 21, 2019
2.	23	vs. Wake Forest*	March 19, 2017
3.	21	vs. Ole Miss*	March 26, 2015
4.	19	vs. Western Carolina*	March 19, 2008
	19	at Western Kentucky	March 17, 1985

Field Goal Percentage

1.	59.6	vs. Ole Miss*	March 26, 2015
2.	59.0	vs. Western Carolina*	March 19, 2008
3.	50.8	at Western Kentucky	March 17, 1985
4.	49.3	vs. Wofford*	March 17, 2022
5.	47.9	vs. Gonzaga	March 17, 2007

3-Point Field Goal Percentage

1.	.533	at Kansas	March 16, 1988
2.	.520	vs. Western Carolina*	March 19, 2008
3.	.500	vs. Utah	March 18, 2006
	.500	at Duke	March 14, 1998
	.500	vs. Morehead State*	March 16, 2017

Free Throw Percentage

1.	95.0	vs. Western Carolina*	March 19, 2008
2.	93.3	vs. North Carolina	March 21, 2004
3.	92.0	vs. Wake Forest*	March 19, 2017
4.	90.9	vs. IUPUI*	March 21, 2019
5.	85.7	vs. Marist	March 19, 2007
	85.7	at Duke	March 14, 1998
	85.7	vs. Seton Hall*	March 31, 2022

Assists

1.	23	vs. Western Carolina*	March 19, 2008
2.	20	at South Carolina	March 12, 1986
3.	19	vs. Mississippi State	March 21, 2010
4.	18	at Duke	March 14, 1998
5.	16	vs. Utah	March 18, 2006
	16	vs. North Carolina	March 21, 2004
	16	vs. Florida State	March 19, 2016
	16	vs. Wofford*	March 17, 2022

Blocks

1.	6	at Western Kentucky	March 17, 1985
	6	vs. Wake Forest*	March 21, 2022
	6	vs. Vanderbilt*	March 24, 2022
4.	5	at Tennessee	March 17, 1984
	5	at Louisville	March 24, 2013
	5	at Georgia Tech*	March 23, 2017
	5	at Ohio*	March 24, 2019

Steals

1.	17	vs. Ball State*	March 19, 2015
	17	vs. Gonzaga	March 17, 2007
3.	15	at Notre Dame	March 23, 2004
4.	14	vs. Temple*	March 29, 2015
5.	13	at Memphis*	March 11, 1999

**** - indicates Women's NIT game***

SCORING

GAME

1.	50	Alysha Clark	at Troy	2/11/09
2	48	Alysha Clark	vs. UALR	3/9/10
3.	47	Alysha Clark	vs. South Alabama	2/21/10
4.	45	Alysha Clark	vs. WKU	3/1/09
5.	44	Amber Holt	at Lousiana-Monroe	1/24/08
	44	Alysha Clark	vs. WKU	3/8/10
7.	42	Kim Webb	at Eastern Kentucky	2/21/87
	42	Anastasia Hayes	at UAB	1/28/21
8.	41	Tawanya Mucker	vs. Austin Peay	1/25/88
	41	Tawanya Mucker	vs. Miss. College	12/2/88
	41	Amber Holt	vs. LSU	12/28/07

SEASON

1.	935	Alysha Clark	2008-09
2.	930	Amber Holt	2007-08
3.	821	Alysha Clark	2009-10
4.	768	Chrissy Givens	2006-07
5.	734	Ebony Rowe	2013-14
6.	687	Alex Johnson	2016-17
7.	673	Olivia Jones	2014-15
8.	671	Tawanya Mucker	1987-88
9.	667	Chrissy Givens	2005-06
10.	663	Anastasia Hayes	2020-21
11.	650	Ebony Rowe	2012-13
12.	639	Jamie Thomatis	2000-01
13.	627	Ty Petty	2016-17
14.	620	Tawayna Mucker	1988-89
15.	610	Kim Webb	1986-87
16.	584	Brea Edwards	2015-16
17.	583	Sherry Tucker	1994-95
18.	579	Priscilla Robinson	1991-92
19.	571	Robin Hendrix	1980-81
20.	567	Amber Holt	2006-07
21.	563	Sharon McClannahan	1978-79
22.	556	Kortni Jones	2011-12
23.	550	Kim Webb	1985-86
24.	546	Holly Hoover	1982-83
25.	543	Kim Webb	1984-85

Scoring Avg (min. 15 gms)

1.	28.3	Alysha Clark	2009-10
2.	27.5	Alysha Clark	2008-09
3.	27.4	Amber Holt	2007-08
4.	26.5	Anastasia Hayes	2020-21
5.	23.1	Tawanya Mucker	1987-88
6.	23.0	Tawanya Mucker	1988-89
7.	22.6	Kim Webb	1986-97
	22.6	Chrissy Givens	2006-07
9.	21.7	Sharon McClannahan	1978-79
10.	21.6	Ebony Rowe	2013-14

CAREER

1.	2453	Ebony Rowe	2010-14
2.	2148	Kim Webb	1983-87
3.	2009	Priscilla Robinson	1991-94
4.	1971	Jamie Thomatis	1998-2002
5.	1946	Tawanya Mucker	1985-89
6.	1915	Chrissy Givens	2003-07
7.	1891	Patrice Holmes	2001-05
8.	1872	Alex Johnson	2015-19
9.	1834	Jennifer McFall	1981-85
10.	1756	Alysha Clark	2008-10
11.	1523	Krystle Horton	2003-07
12.	1497	Amber Holt	2006-08
13.	1464	Sharon McClannahan	1975-79
	1464	Stephanie Capley	1987-91
15.	1453	Ty Petty	2013-17
16.	1452	Sherry Tucker	1991-95
17.	1390	Kortni Jones	2009-13
18.	1360	Heather Prater	1992-96
19.	1335	Tia Stovall	2002-06
20.	1283	Icelyn Elie	2009-13
21.	1236	Kay Willbanks	1983-86
	1236	Brandi Brown	2006-10
23.	1223	Jonelda Buck	1995-99
24.	1205	Anastasia Hayes	2020-21
25.	1183	Anne Marie Lanning	2007-11

Scoring Avg. (min. 2 seasons)

1.	27.9	Alysha Clark	2009-10
2.	22.3	Anastasia Hayes	2019-21
3.	22.0	Amber Holt	2006-08
4.	18.7	Ebony Rowe	2010-14
5.	18.5	Kim Webb	1983-87
6.	18.3	Priscilla Robinson	1990-94
7.	17.7	Robin Hendrix	1980-82
8.	17.6	Jamie Thomatis	1998-02
9.	17.2	Tawanya Mucker	1985-89
10.	16.6	Alice Lawrence	1984-87

YEARLY LEADERS

Year	Player	Points
1975-76	Sharon McClannahan	17.2
1976-77	Liz Hannah	15.9
1977-78	Liz Hannah	17.0
1978-79	Sharon McClannahan	21.7
1979-80	Ester Coleman	15.2
1980-81	Robin Hendrix	19.7
1981-82	Jennifer McFall	16.9
1982-83	Holly Hoover	17.6
1983-84	Kim Webb	15.3
1984-85	Kim Webb	18.1
1985-86	Kim Webb	18.3
1986-87	Kim Webb	22.6
1987-88	Tawanya Mucker	23.1
1988-89	Tawanya Mucker	23.0
1989-90	Stephanie Capley	15.1
1990-91	Priscilla Robinson	17.4
1991-92	Priscilla Robinson	20.7
1992-93	Priscilla Robinson	18.7
1993-94	Priscilla Robinson	16.3
1994-95	Sherry Tucker	20.8
1995-96	Jonelda Buck	14.8
1996-97	Jonelda Buck	13.1
1997-98	Bama Burrell	11.8
1998-99	Jamie Thomatis	13.9
1999-00	Jamie Thomatis	16.6
2000-01	Jamie Thomatis	21.3
2001-02	Jamie Thomatis	18.2
2002-03	Patrice Holmes	17.1
2003-04	Patrice Holmes	15.7
2004-05	Patrice Holmes	15.5
2005-06	Chrissy Givens	21.5
2006-07	Chrissy Givens	22.6
2007-08	Amber Holt	27.4
2008-09	Alysha Clark	27.5
2009-10	Alysha Clark	28.3
2010-11	Ebony Rowe	17.1
2011-12	Kortni Jones	16.8
2012-13	Ebony Rowe	19.7
2013-14	Ebony Rowe	21.6
2014-15	Olivia Jones	19.8
2015-16	Brea Edwards	17.7
2016-17	Alex Johnson	20.2
2017-18	Alex Johnson	13.5
2018-19	A'Queen Hayes	15.6
2019-20	Anastasia Hayes	18.7
2020-21	Anastasia Hayes	26.5
2021-22	Kseniya Malashka	13.6

* - must have played in at least 50% of season's games

FIELD GOALS

GAME - FG Made

1.	22	Alysha Clark	South Alabama	2/21/10
2.	20	Tawanya Mucker	Mississippi Coll	12/2/88
	20	Alysha Clark	at Troy	2/11/09
4.	18	Kim Webb	at Eastern Ky.	2/21/87
	18	Tawanya Mucker	Austin Peay	1/25/88
	18	Alysha Clark	at Austin Peay	11/21/09
7.	17	Alysha Clark	WKU	3/1/09
	17	Sharon McClanahan	Vanderbilt	12/11/78
	17	Tawanya Mucker	at Georgia State	11/27/87

GAME - FG Attempts

1.	33	Amber Holt	at WKU	1/3/08
	33	Liz Hannah	WKU	2/26/77
3.	32	Alysha Clark	South Alabama	2/21/10
4.	31	Olivia Jones	UTEP	1/31/15
5.	30	Liz Hannah	at Tennessee Tech.	1/10/77
	30	KeKe Stewart	North Texas	1/8/14
7.	29	Kim Webb	at Eastern Kentucky	2/21/87
	29	Tawanya Mucker	Austin Peay	1/25/88
	29	Chrissy Givens	Louisiana-Lafayette	3/4/06
	29	Chrissy Givens	at Troy	2/22/07

GAME - FG Percentage (min. 10 attempts)

1.	13-13	Ebony Rowe	Arkansas State	1/18/12
2.	12-12	Kristi Brown	Tennessee Tech.	2/15/92
3.	10-10	Jonelda Buck	Chattanooga	1/2/96
4.	14-15	Stephanie Capley	Tennessee State	2/20/88
	14-15	Jonelda Buck	Georgia Southern	12/15/95
6.	13-14	Jamie Thomatis	Tennessee State	2/23/99
7.	11-12	Cassandra Howard	Vanderbilt	12/6/80
	11-12	Alysha Clark	at FIU	2/24/10
8.	10-11	Robin Hendrx	at Austin Peay	1/15/81
	10-11	Priscilla Robinson	at UT-Martin	1/3/94
	10-11	Chrissy Givens	at UAB	12/19/05

SEASON - FG Made

1.	352	Amber Holt	2007-08
2.	343	Alysha Clark	2008-09
3.	306	Alysha Clark	2009-10
4.	301	Chrissy Givens	2006-07
5.	266	Ebony Rowe	2013-14
6.	265	Tawanya Mucker	1987-88
7.	251	Alex Johnson	2016-17
8.	250	Olivia Jones	2014-15
9.	248	Ebony Rowe	2012-13
10.	246	Chrissy Givens	2005-06

SEASON - FG Attempts

1.	680	Amber Holt	2007-08
2.	607	Olivia Jones	2014-15
3.	589	Chrissy Givens	2006-07
4.	565	Alysha Clark	2008-09
5.	554	Chrissy Givens	2005-06
6.	505	Liz Hannah	1977-78
	505	Anastasia Hayes	2020-21
8.	503	Sherry Tucker	1994-95
9.	502	Kortni Jones	2012-13
10.	500	Ebony Rowe	2013-14

SEASON - FG Percentage*

1.	Jamie Thomatis	1998-99	149-238	.626
2.	Alysha Clark	2009-10	306-498	.614
3.	Jonelda Buck	1995-96	192-315	.610
4.	Alysha Clark	2008-09	343-565	.607
5.	Cheyenne Parker	2014-15	157-267	.588
6.	Ebony Rowe	2010-11	208-356	.584
7.	Tawanya Mucker	1988-89	242-418	.579
8.	Kim Webb	1984-85	234-410	.571
9.	Kim Webb	1985-86	228-401	.569
10	Krystle Horton	2003-04	200-355	.563

* - minimum 5.0 made/game

CAREER - FG Made

1.	944	Ebony Rowe	2010-14
2.	881	Kim Webb	1983-87
3.	780	Tawanya Mucker	1985-89
4.	768	Jennifer McFall	1981-85
5.	740	Chrissy Givens	2003-07
6.	733	Priscilla Robinson	1990-94
7.	725	Patrice Holmes	2001-05
8.	722	Jamie Thomatis	1998-02
9.	671	Alex Johnson	2015-19
10.	649	Alysha Clark	2008-10

CAREER - FG Attempts

1.	1724	Ebony Rowe	2010-14
2.	1622	Kim Webb	1983-87
3.	1601	Jennifer McFall	1981-85
4.	1576	Patrice Holmes	2001-05
5.	1524	Chrissy Givens	2003-07
6.	1477	Tawanya Mucker	1986-89
7.	1337	Priscilla Robinson	1990-94
8.	1310	Jamie Thomatis	1998-02
9.	1274	Sherry Tucker	1991-95
10.	1271	Alex Johnson	2015-19

CAREER - FG Percentage*

1.	Jamie Thomatis	1998-99	149-238	.626
	Alysha Clark	2009-10	649-1063	.611
2.	Jamie Thomatis	1999-2002	722-1310	.551
3.	Priscilla Robinson	1991-94	733-1337	.548
	Ebony Rowe	2011-14	944-1724	.548
5.	Kim Webb	1984-87	881-1622	.543
6.	Krystle Horton	2004-07	631-1165	.542
7.	Tawanya Mucker	1986-89	780-1477	.528
8.	Jonelda Buck	1996-99	523-993	.527
9.	Alex Johnson	2015-19	671-1271	.528
10.	Kay Willbanks	1984-86	500-957	.522

* - minimum 400 made

YEARLY LEADERS

Year	Name	FGM-FGA	FG Pct.
1976	Sharon McClannahan	134-270	.496
1977	Sharon McClannahan	140-262	.534
1978	Patrice Amos	166-318	.522
1979	Ileana Portik	154-312	.494
1980	Ileana Portik	191-360	.531
1981	Cassandra Howard	176-356	.494
1982	Jennifer McFall	181-383	.473
1983	Holly Hoover	203-392	.518
1984	Kim Webb	174-338	.515
1985	Kim Webb	234-410	.571
1986	Kim Webb	228-401	.569
1987	Alice Lawrence	156-295	.529
1988	Lianne Beck	153-284	.539
1989	Tawanya Mucker	242-418	.579
1990	Stephanie Capley	162-351	.462
1991	Priscilla Robinson	178-317	.562
1992	Priscilla Robinson	210-383	.548
1993	Priscilla Robinson	177-329	.538
1994	Priscilla Robinson	168-308	.545
1995	Sherry Tucker	221-503	.439
1996	Jonelda Buck	192-315	.610
1997^	Jonelda Buck	176-325	.542
1998^	Bama Burrell	143-286	.500
1999	Jamie Thomatis	149-238	.626
2000	Jamie Thomatis	162-299	.542
2001	Jamie Thomatis	222-417	.532
2002	Jamie Thomatis	189-356	.531
2003	Patrice Holmes	194-413	.470
2004	Krystle Horton	200-355	.563
2005	Tia Stovall	173-333	.520
2006	Chrissy Givens	246-554	.444
2007	Chrissy Givens	301-589	.511
2008	Amber Holt	352-680	.518
2009	Alysha Clark	343-565	.607
2010	Alysha Clark	306-498	.614
2011	Ebony Rowe	208-356	.584
2012	Ebony Rowe	222-407	.545
2013	Ebony Rowe	246-461	.538
2014	Ebony Rowe	266-500	.532
2015	Cheyenne Parker	157-267	.588
2016	Alex Johnson	152-291	.522
2017	Alex Johnson	251-467	.532
2018	Alex Johnson^	87-187	.465
2019	Alex Johnson	181-326	.555
2020	Anastasia Hayes	194-478	.406
2021	Anastasia Hayes	234-505	.463
2022	Anastasiia Boldyreva	123-237	.519

* - minimum of 5.0 made/game

^ - season in which no player reached minimum

REBOUNDS

GAME

1.	27	Robin Hendrix	Tennessee State	12/8/80
2.	25	Robin Hendrix	at WKU	1/22/81
	25	Jennifer McFall	UT-Martin	2/14/85
	25	Charity Savage	North Texas	3/5/20
5.	22	Charity Savage	TCU	12/29/19
6.	21	Patrice Amos	at Tennessee Tech.	3/2/77
	21	Patrice Amos	at Union	1/9/78
	21	Patrice Amos	Austin Peay	1/21/78
	21	Priscilla Robinson	at Arkansas State	12/1/90
	21	Ebony Rowe	North Texas	1/5/11
11.	20	Sharon McClanahan	at Chattanooga	1/17/76
	20	Sharon McClanahan	at Union	2/28/76
	20	Robin Hendrix	at Eastern Kentucky	1/31/81
	20	Robin Hendrix	at Chattanooga	2/2/81
	20	Holly Hoover	Tennessee State	11/26/82
	20	Holly Hoover	Vanderbilt	2/16/84
	20	Jennifer McFall	Chattanooga	1/16/85
	20	Alysha Clark	at LSU	11/18/09
	20	Brea Edwards	Temple	3/29/15

SEASON

1.	448	Robin Hendrix	1980-81
2.	396	Ebony Rowe	2013-14
3.	368	Ebony Rowe	2012-13
4.	355	Patrice Amos	1977-78
5.	339	Charity Savage	2018-19
6.	337	Alysha Clark	2009-10
7.	334	Alysha Clark	2008-09
8.	333	Ebony Rowe	2011-12
9.	328	Jennifer McFall	1984-85
10.	326	Charity Savage	2019-20
11.	315	Holly Hoover	1982-83
12.	313	Ebony Rowe	2010-11
13.	286	Pippa Gipson	1989-90
14.	275	Olivia Jones	2014-15
15.	274	Amber Holt	2007-08
16.	270	Brea Edwards	2015-16
17.	268	Tawanya Mucker	1987-88
18.	267	Sherry McKinney	1977-78
19.	264	A'Queen Hayes	2018-19
20.	263	Icelyn Elie	2011-12
22.	255	Courtney Whitson	2021-22
23.	250	Olivia Jones	2013-14
24.	243	Priscilla Robinson	1991-92
	243	Cheyenne Parker	2014-15
26.	241	Ester Coleman	1979-80
27.	240	Ileana Portik	1979-80
	240	Tawanya Mucker	1988-89
	240	Icelyn Elie	2012-13

Rebounding Average*

1.	15.4	Robin Hendrix	1980-81
2.	12.7	Patrice Amos	1977-78
3.	11.6	Alysha Clark	2009-10
	11.6	Ebony Rowe	2013-14
5.	11.2	Ebony Rowe	2012-13
6.	11.3	Charity Savage	2019-20
7.	11.0	Cheyenne Parker	2014-15
8.	10.9	Jennifer McFall	1984-85
9.	10.8	Robin Hendrix	1981-82
10.	10.2	Sharon McClannahan	1975-76
	10.2	Holly Hoover	1982-83
	10.2	Pippa Gipson	1989-90

* - must have played in at least 50 percent of season's games

CAREER

1.	1410	Ebony Rowe	2010-14
2.	992	Jennifer McFall	1981-85
3.	908	Priscilla Robinson	1990-94
4.	887	Tawanya Mucker	1985-89
5.	770	Stephanie Capley	1987-91
6.	750	Holly Hoover	1981-84
	750	Patrice Holmes	2001-05
8.	749	Sharon McClannahan	1975-79
9.	746	Krystle Horton	2003-07
10.	700	Icelyn Elie	2009-13
11.	692	Kim Webb	1983-87
	692	Chrissy Givens	2003-07
13.	687	Kay Willbanks	1983-86
14.	686	Jamie Thomatis	1988-02
15.	671	Alysha Clark	2008-10
16.	666	Tia Stovall	2002-06
17.	644	Joanne Aluka	1997-98, 1999-02
18.	633	Cindy Lindley/Allen	1981-84, 85-86
19.	626	Jessica Beaty	1993-97
20.	620	Robin Hendrix	1980-82
21.	**612**	**Courtney Whitson**	**2019-pres.**
21.	605	Olivia Jones	2013-16
22.	593	Keisha McClinic	2000-04
23.	579	Sherry Tucker	1991-95
24.	555	Carlita Elder	1995-99
25.	546	Alex Johnson	2015-19

CAREER - Rebound Average*

1.	13.8	Robin Hendrix	1980-82
2.	10.8	Ebony Rowe	2010-14
3.	10.7	Alysha Clark	2008-10
4.	10.1	Patrice Amos	1976-78
5.	8.9	Holly Hoover	1981-84
6.	8.6	Jennifer McFall	1982-85
7.	8.3	Priscilla Robinson	1990-94
8.	7.8	Ester Coleman	1979-81
	7.8	Tawanya Mucker	1985-89
10.	7.7	Sharon McClannahan	1975-79
	7.7	Pippa Gipson	1989-90

* - must have played at least two seasons

YEARLY LEADERS

Year	Name	Rebound Avg.
1975-76	Sharon McClannahan	10.2
1976-77	Patrice Amos	7.0
1977-78	Patrice Amos	12.7
1978-79	Sharon McClannahan	9.1
1979-80	Ester Coleman	7.8
1980-81	Robin Hendrix	15.4
1981-82	Robin Hendrix	10.8
1982-83	Holly Hoover	10.2
1983-84	Holly Hoover	8.3
1984-85	Jennifer McFall	10.9
1985-86	Kay Willbanks	7.0
1986-87	Tawanya Mucker	7.9
1987-88	Tawanya Mucker	9.2
1988-89	Tawanya Mucker	8.9
1989-90	Pippa Gipson	10.2
1990-91	Priscilla Robinson	8.1
1991-92	Priscilla Robinson	8.7
1992-93	Priscilla Robinson	7.7
1993-94	Priscilla Robinson	8.5
1994-95	Sherry Tucker	8.0
1995-96	Jessica Beaty	8.6
1996-97	Jessica Beaty	7.2
1997-98	Bama Burrell	6.1
1998-99	Bama Burrell	5.0
1999-00	Joanne Aluka	6.3
2000-01	Jamie Thomatis	7.5
2001-02	Patrice Holmes, Jamie Thomatis	6.1
2002-03	Patrice Holmes	7.4
2003-04	Patrice Holmes	6.0
2004-05	Tia Stovall	5.7
2005-06	Chrissy Givens	7.0
2006-07	Amber Holt, Krystle Horton	6.3
2007-08	Amber Holt	8.1
2008-09	Alysha Clark	9.8
2009-10	Alysha Clark	11.6
2010-11	Ebony Rowe	10.1
2011-12	Ebony Rowe	10.1
2012-13	Ebony Rowe	11.2
2013-14	Ebony Rowe	11.6
2014-15	Cheyenne Parker	11.0
2015-16	Brea Edwards	8.2
2016-17	Gabby Lyon	5.5
2017-18	Jess Louro	6.2
2018-19	A'Queen Hayes	7.8
2019-20	Charity Savage	11.3
2020-21	Courtney Whitson	7.7
2021-22	Courtney Whitson	7.3

* - must have played in at least 50.0 % of games

3-POINT FIELD GOALS

GAME

1.	11	Keke Stewart	North Texas	1/8/14
2.	9	Kristi Brown	Morehead State	2/12/90
3.	8	Janet Ross	Tennessee Tech	2/2/87
	8	Kristi Brown	Tennessee Tech	2/15/92
	8	Heather Prater	at Chattanooga	2/6/95
	8	Anne Marie Lanning	at Louisiana-Lafayette	12/9/09
	8	Kortni Jones	Louisiana-Monroe	2/23/13
	8	Kortni Jones	at Troy	2/28/13
	8	Abbey Sissom	UAB	2/26/17
	8	Anna Jones	at UTEP	1/13/18

GAME - 3 PT Attempts

1.	26	KeKe Stewart	North Texas	1/8/14
2.	21	Kortni Jones	at North Texas	1/24/13
3.	19	Dor Saar	at Troy	12/11/21
4.	18	Kortni Jones	at Troy	2/28/13
5.	17	Sandy Brown	at Kentucky	2/25/88
	17	Kristi Brown	Louisiana-Monroe	2/23/13
7.	15	Kristi Brown	Morehead State	2/12/90
	15	Kristi Brown	Chattanooga	12/17/90
	15	Sherry Tucker	at Eastern Kentucky	2/26/95
	15	Jackie Pickel	at Xavier	12/3/09
	15	Kortni Jones	at East Tennessee	11/26/11

GAME - 3-PT Percentage (min. 6 attempts)

1.	8-8	Kristi Brown	Tennessee Tech	2/15/92
2.	6-6	Taylor Sutton	at Furman	11/11/18
3	8-9	Heather Prater	at Chattanooga	2/6/95
	8-9	Abbey Sissom	UAB	2/26/17
5.	7-8	Sandy Brown	Clemson	12/3/88
6.	6-7	Sherry Tucker	Austin Peay	2/20/95
7.	5-6	Janet Ross	Morehead State	2/16/87
	5-6	Kelly Chastain	at Southeast Missori	2/8/00
	5-6	Heather Prater	Eastern Kentucky	1/21/95
	5-6	Heather Prater	at Georgia Southern	12/16/95

SEASON - 3-PT FG Made

1.	115	Kortni Jones	2011-12
2.	98	Brea Edwards	2015-16
3.	90	Dor Saar	2021-22
4.	86	Kortni Jones	2012-13
5.	85	Ty Petty	2016-17
6.	84	Sandy Brown	1987-88
7.	83	Jackie Pickel	2009-10
8.	82	Sandy Brown	1988-89
9.	79	Brandi Brown	2008-09
10	78	Jackie Pickel	2008-09

SEASON - 3 PT Attempts

1.	329	Kortni Jones	2011-12
2.	269	Dor Saar	2021-22
3.	267	Kortni Jones	2012-13
4.	256	Jackie Pickel	2009-10
5.	243	Olivia Jones	2014-15
6.	239	Brea Edwards	2015-16
7.	236	Courtney Whitson	2021-22
8.	226	Sandy Brown	1988-89
9.	213	Sherry Tucker	1994-95
10.	209	Ty Petty	2016-17

SEASON - 3 PT Percentage (min. 100 attempts)

1.	Janet Ross	1986-87	53-102	.520
2.	Heather Prater	1994-95	69-135	.511
3.	Anne Marie Lanning	2009-10	64-137	.467
4.	Sandy Brown	1987-88	84-182	.462
5.	Brandi Brown	2009-10	75-175	.429
6.	Brea Edwards	2015-16	98-239	.410
7.	Brandi Brown	2008-09	79-193	.409
8.	Johnna Abney	2005-06	66-162	.407
9.	Kristi Brown	1989-90	71-176	.403
	Johnna Abney	2006-07	58-144	.403
	Anne Marie Lanning	2010-11	73-181	.403

* - minimum 1.5 made/game

CAREER - 3-PT FG Made

1.	259	Kortni Jones	2009-13
2.	257	Brandi Brown	2006-10
3.	248	Jackie Pickel	2006-10
4.	243	Anne Marie Lanning	2007-11
5.	224	Heather Prater	1992-96
6.	206	Kristi Brown	1989-93
7.	196	Chelsia Lymon	2006-10
8.	183	Abbey Sissom	2014-18
9.	182	Sherry Tucker	1991-95
10.	177	Patrice Holmes	2001-05

CAREER - 3 PT Attempts

1.	767	Kortni Jones	2009-13
2.	761	Jackie Pickel	2006-10
3.	658	Brandi Brown	2006-10
4.	579	Kristi Brown	1989-93
5.	578	Anne Marie Lanning	2007-11
6.	576	Patrice Holmes	2001-05
7.	553	Chelsia Lymon	2006-10
8.	525	Sherry Tucker	1991-95
9.	515	Ty Petty	2013-17
9.	515	Abbey Sissom	2014-18

CAREER - 3-PT Percentage*

1.	Heather Prater	1993-96	224-502	.446
2.	Anne Marie Lanning	2008-11	243-578	.420
3.	Sandy Brown	1988-89	166-408	.407
4.	Brandi Brown	2007-10	257-658	.391
5.	Brea Edwards	2014-16	156-405	.385
6.	Kristi Brown	1990-93	206-579	.356
7.	Abbey Sissom	2014-18	183-515	.355
8.	Chelsia Lymon	2007-10	196-553	.354
9.	Sherry Tucker	1992-95	182-525	.347
10.	Kortni Jones	2010-13	259-767	.338

* - minimum 140 made

YEARLY LEADERS

3-PT FG Made

Year	Name	3-PT FG Made
1986-87	Janet Ross	53
1987-88	Sandy Brown	84
1988-89	Sandy Brown	82
1989-90	Kristi Brown	71
1990-91	Kristi Brown	60
1991-92	Kristi Brown	53
1992-93	Heather Prater	46
1993-94	Heather Prater	58
1994-95	Sherry Tucker	71
199596	Heather Prater	51
1996-97	Jessica Beaty	47
1997-98	Kelly Chastain	40
1998-99	Erica Lufkin	31
1999-00	Erica Lufkin	48
2000-01	Paula Penttila	42
2001-02	Jamie Thomatis	30
2002-03	Patrice Holmes	35
2003-04	Patrice Holmes	57
2004-05	Patrice Holmes	62
2005-06	Johnna Abney	66
2006-07	Brandi Brown	62
2007-08	Chelsia Lymon	55
2008-09	Brandi Brown	79
2009-10	Jackie Pickel	83
2010-11	Anne Marie Lanning	73
2011-12	Kortni Jones	115
2012-13	Kortni Jones	86
2013-14	KeKe Stewart	52
2014-15	Olivia Jones	75
2015-16	Brea Edwards	98
2016-17	Ty Petty	82
2017-18	Jess Louro	67
2018-19	Taylor Sutton	65
2019-20	Taylor Sutton	75
2020-21	Courtney Whitson	56
2021-22	Dor Saar	90

3-PT FG Percentage

Year	Name	3FGM-3FGA	Pct.
1986-87	Janet Ross	53-102	.520
1987-88	Sandy Brown	84-182	.462
1988-89	Christy Scruggs	46-125	.368
1989-90	Kristi Brown	71-176	.403
1990-91	Kristi Brown	60-167	.359
199192	Kristi Brown	53-144	.368
1992-93	Heather Prater	46-90	.511
1993-94	Heather Prater	58-146	.397
1994-95	Heather Prater	69-135	.511
1995-96	Heather Prater	51-131	.389
1996-97	Jessica Beaty	47-161	.292
1997-98^	Kelly Chastain	40-109	.367
1998-99^	Erica Lufkin	31-82	.378
1999-00	Erica Lufkin	48-136	.353
2000-01^	Paula Penttila	42-113	.372
2001-02^	Jamie Thomatis	30-87	.345
2002-03^	Patrice Holmes	35-136	.257
2003-04	Patrice Holmes	57-172	.331
2004-05	Patrice Holmes	62-183	.339
2005-06	Johnna Abney	66-162	.407
2006-07	Johnna Abney	58-144	.403
2007-08	Chelsia Lymon	55-156	.353
2008-09	Brandi Brown	79-193	.409
2009-10	Anne Marie Lanning	64-137	.467
2010-11	Anne Marie Lanning	73-181	.403
2011-12	Kortni Jones	115-329	.350
2012-13	Kortni Jones	86-267	.322
2013-14	KeKe Stewart	52-150	.347
2014-15	Olivia Jones	75-243	.309
2015-16	Brea Edwards	98-239	.410
2016-17	Abbey Sissom	72-179	.402
2017-18	Abbey Sissom	53-156	.339
2018-19	Taylor Sutton	65-170	.382
2019-20	Taylor Sutton	75-227	.330
2020-21	Courtney Whitson	56-155	.361
2021-22	Jalynn Gregory	71-192	.370

* - minimum of 1.5 made/game

^ - season in which no player reached minimum

FREE THROWS

GAME

1.	16	Amber Holt	at Florida Atlantic	2/23/08
	16	Alysha Clark	South Alabama	3/9/09
	16	Alysha Clark	UALR	3/9/10
4.	15	Robin Hendrix	at Tennessee State	1/16/82
	15	Jamie Thomatis	North Texas	1/19/02
	15	Amber Holt	UALR	3/10/08
	15	Anastasia Hayes	WKU	2/29/20
8.	14	Tawanya Mucker	WKU	2/7/89
	14	Alysha Clark	at Oklahoma	11/19/08
	14	Ebony Rowe	at Florida Atlantic	2/15/14
11.	13	Ester Coleman	Memphis	2/9/80
	13	Kim Webb	Vanderbilt	1/17/84
	13	Alice Lawrence	Youngstown State	1/24/87
	13	Tawanya Mucker	Youngstown State	1/16/88
	13	Priscilla Robinson	Murray State	1/15/94
	13	Pippa Gipson	Georgia	12/10/89
	13	Alysha Clark	WKU	12/20/09
	13	KeKe Stewart	at East Carolina	2/26/14

GAME - FT Attempts

1.	22	Robin Hendrix	at Tennessee State	1/16/82
	22	Amber Holt	at Florida Atlantic	2/23/08
3.	19	Carlita Elder	at UNLV	12/6/97
	19	Anastasia Hayes	WKU	2/29/20
5.	18	Sharon McClannahan	at Chattanooga	12/2/78
	18	Jamie Thomatis	North Texas	1/19/02
	18	Amber Holt	UALR	3/10/08
	18	Alysha Clark	South Alabama	3/9/09
	18	Alysha Clark	WKU	12/20/09
	18	Alysha Clark	vs, UALR	3/9/10
	18	Ebony Rowe	at Florida Atlantic	2/15/14
	18	Anastasia Hayes	vs. Lipscomb	12/20/20

GAME - FT Percentage (min. 10 attempts)

1.	14-14	Tawanya Mucker	WKU	2/7/89
2.	13-13	Kim Webb	Vanderbilt	1/17/84
3.	12-12	Sherry Smith	vs. Jackson State	12/28/80
	12-12	Chrissy Givens	WKU	3/7/06
	12-12	Ty Petty	Wake Forest	3/19/17
6.	10-10	Trena Smiley	Tennessee State	12/08/80
	10-10	Stephanie Capley	Chattanooga	1/09/91
	10-10	Priscilla Robinson	Tennessee Tech	3/5/91
	10-10	Heather Prater	Eastern Kentucky	2/17/96
	10-10	Amber Holt	Western Carolina	3/19/08
	10-10	Ebony Rowe	at Tulane	3/5/14
	10-10	Ty Petty	at UAB	1/1/17

SEASON - FT Made

1.	237	Alysha Clark	2008-09
2.	206	Amber Holt	2007-08
3.	195	Ebony Rowe	2013-14
4.	192	Alysha Clark	2009-10
5.	181	Alex Johnson	2016-17
6.	169	Anastasia Hayes	2020-21
7.	161	Jamie Thomatis	2000-01
8.	157	Robin Hendrix	1980-81
9.	156	Brea Edwards	2015-16
10.	154	Ebony Rowe	2012-13

SEASON - FT Attempts

1.	300	Alysha Clark	2008-09
2.	291	Ebony Rowe	2013-14
3.	265	Anastasia Hayes	2020-21
4.	261	Amber Holt	2007-08
5.	247	Alysha Clark	2009-10
6.	224	Ebony Rowe	2012-13
	224	Alex Johnson	2016-17
8.	221	Anastasia Hayes	2019-20
9.	220	Robin Hendrix	1980-81
10.	207	Priscilla Robinson	1991-92

SEASON - FT Percentage*

1.	Heather Prater	1995-96	91-104	.875
2.	Heather Prater	1994-95	91-105	.867
	Brea Edwards	2015-16	156-180	.867
4.	Ty Petty	2016-17	141-163	.865
5.	Anne Marie Lanning	2010-11	86-101	.851
6.	Jamie Thomatis	2001-02	119-141	.844
7.	Stephanie Capley	1990-91	90-107	.841
8.	Jamie Thomatis	2000-01	161-196	.821
9.	Alex Johnson	2016-17	181-224	.808
10.	Priscilla Robinson	1992-93	123-155	.794

* - minimum 2.5 made/game

CAREER - FT Made

1.	558	Ebony Rowe	2010-14
2.	518	Priscilla Robinson	1990-94
3.	472	Alex Johnson	2015-19
4.	450	Jamie Thomatis	1998-02
5.	429	Alysha Clark	2008-10
6.	386	Tawanya Mucker	1985-89
7.	383	Kim Webb	1983-87
8.	362	Chrissy Givens	2003-07
9.	346	Amber Holt	2006-08
10.	309	Holly Hoover	1981-84

CAREER - FT Attempts

1.	920	Ebony Rowe	2010-14
2.	678	Priscilla Robinson	1990-94
3.	620	Alex Johnson	2015-19
4.	587	Tawanya Mucker	1985-89
5.	556	Jamie Thomatis	1998-02
6.	547	Alysha Clark	2008-10
7.	520	Kim Webb	1983-87
8.	488	Chrissy Givens	2003-07
9.	486	Anastasia Hayes	2020-21
10.	479	Tia Stovall	2002-06

CAREER - FT Percentage*

1.	Jamie Thomatis	1999-02	450-556	.809
2.	Heather Prater	1993-96	278-346	.803
3.	Patrice Holmes	2002-05	264-334	.790
4.	Alysha Clark	2009-10	429-547	.784
5.	Ty Petty	2013-17	276-353	.782
6.	Amber Holt	2007-08	346-443	.781
7.	Jessica Beaty	1994-97	288-373	.772
8.	Priscilla Robinson	1991-94	518-678	.764
9.	Alex Johnson	2015-19	472-620	.761
10.	Stephanie Capley	1988-91	280-371	.755

* - minimum 250 made

YEARLY LEADERS

FT Percentage

Year	Name	FTM-FTA	Pct.
1976	Sharon McClannahan	58-89	.652
1977^	Karen Carter	45-60	.750
1978	Patrice Amos	82-149	.550
1979	Sharon McClannahan	119-191	.623
1980	Ester Coleman	91-123	.740
1981	Ester Coleman	71-95	.747
1982	Holly Hoover	85-129	.659
1983	Eva Lemeh	81-104	.779
1984	Kim Webb	97-127	.764
1985	Kim Webb	75-103	.728
1986	Kim Webb	94-123	.764
1987	Kim Webb	117-167	.701
1988	Tawanya Mucker	141-201	.701
1989	Tawanya Mucker	136-205	.663
1990	Stephanie Capley	87-111	.784
1991	Stephanie Capley	90-107	.841
1992	Priscilla Robinson	153-207	.739
1993	Priscilla Robinson	123-155	.794
1994	Priscilla Robinson	110-142	.775
1995	Heather Prater	91-105	.867
1996	Heather Prater	91-104	.875
1997	Jessica Beaty	109-140	.779
1998	Carlita Elder	85-121	.702
1999	Jamie Thomatis	92-117	.786
2000	Jamie Thomatis	78-102	.765
2001	Jamie Thomatis	161-196	.821
2002	Jamie Thomatis	119-141	.844
2003	Patrice Holmes	89-113	.788
2004	Tia Stovall	115-163	.706
2005	Tia Stovall	89-154	.578
2006	Chrissy Givens	129-182	.709
2007^	Amber Holt	140-182	.769
2008	Amber Holt	206-261	.789
2009	Alysha Clark	237-300	.790
2010	Alysha Clark	192-247	.777
2011	Anne Marie Lanning	86-101	.851
2012	Icelyn Elie	94-124	.758
2013	Kortni Jones	88-112	.786
2014	Ebony Rowe	195-291	.670
2015	Cheyenne Parker	94-139	.676
2016	Brea Edwards	156-180	.867
2017	Ty Petty	139-161	.863
2018	Abbey Sissom	76-97	.784
2019	Alex Johnson	116-153	.758
2020	Anastasia Hayes	138-221	.624
2021	Aislynn Hayes	71-105	.676
2022	Dor Saar	48-57	.842

* - minimum of 2.5 made/game

^ - season in which no player reached minimum

ASSISTS

GAME

1.	16	Kortni Jones	Troy	1/25/12
2.	14	Jennifer McFall	Chattanooga	1/16/86
	14	Chelsea Lymon	South Alabama	3/21/10
4.	13	Jan Zitney	at Union	2/28/76
	13	Jan Zitney	Memphis	3/4/76
	13	Sherry Smith	Central Missouri	12/15/79
	13	Ty Petty	vs. Rice	3/10/16
8.	12	Jan Zitney	UT-Martin	3/4/76
	12	Sherry Smith	vs. Mississippi	12/13/79
	12	Lianne Beck	Morehead State	2/15/88
	12	Christy Scruggs	Austin Peay	2/13/89
	12	Ty Petty	UAB	2/26/17

SEASON

1.	195	Ty Petty	2015-16
2.	186	Ty Petty	2016-17
3.	185	Heather Prater	1994-95
4.	159	Kortni Jones	2010-11
5.	154	Chrissy Givens	2006-07
6.	153	Jessica McClure	1999-00
	153	Kortni Jones	2011-12
8.	150	Chrissy Givens	2005-06
9.	149	Ty Petty	2014-15
10.	147	Christy Scruggs	1988-89
	147	Kortni Jones	2012-13

CAREER

1.	605	Heather Prater	1992-96
2.	540	Ty Petty	2013-17
3.	483	Kortni Jones	2009-13
4.	457	Patrice Holmes	2001-05
5.	436	Chrissy Givens	2003-07
6.	428	Cortney Neeley	1995-99
7.	416	Shanice Cason	2011-15
8.	403	Sherry Smith	1979-83
9.	399	Kim Webb	1983-87
10.	394	Jessica McClure	1998-02

STEALS

GAME

1.	11	Chrissy Givens	at New Orleans	1/13/07
2.	10	Jackie Pickel	Louisiana-Lafayette	1/3/10
3.	9	Sherry Tucker	Austin Peay	2/20/95
	9	Chrissy Givens	Eastern Kentucky	11/26/05
5.	8	Olivia Jones	Ball State	3/19/15
	8	Olivia Jones	Xavier	12/7/14
	8	Chelsia Lymon	at Florida Atlantic	2/27/10
	8	Chelsia Lymon	at Louisville	12/9/09
	8	Amber Holt	Florida Atlantic	1/10/08
	8	Keisha McClinic	WKU	2/5/04
	8	Keisha McClinic	New Orleans	1/24/04
	8	Patrice Holmes	Southern Illinois	1/22/03
	8	Kelly Chastain	North Texas	1/6/01
	8	Kim Webb	Youngstown State	2/10/86
	8	Janet Ross	Wisconsin	11/29/86
	8	Kim Webb	Morehead State	1/12/85
	8	Jennifer McFall	Murray State	2/18/82

SEASON

1.	112	Keisha McClinic	2003-04
	112	Patrice Holmes	2004-05
3.	102	Chrissy Givens	2006-07
4.	100	Olivia Jones	2014-15
5.	98	Chrissy Givens	2005-06
6.	95	Chelsia Lymon	2009-10
7.	92	Patrice Holmes	2002-03
	92	Amber Holt	2006-07
	92	Chelsia Lymon	2008-09
	92	Jackie Pickel	2009-10

CAREER

1.	338	Patrice Holmes	2001-05
2.	297	Chelsia Lymon	2006-10
3.	294	Kim Webb	1983-87
4.	290	Chrissy Givens	2003-07
5.	246	Keisha McClinic	2000-04
6.	242	Shanice Cason	2011-15
7.	221	Sherry Tucker	1991-95
8.	213	Jessica McClure	1998-02
9.	211	Ebony Rowe	2010-14
10.	207	Cortney Neeley	1995-99
	207	Kyrstle Horton	2003-07

YEARLY LEADERS

Assists

Year	Name	Assists
1975-76	Jan Zitney	106
1976-77	Jan Zitney	125
1977-78	Jan Zitney	74
1978-79	Pam Duff	71
1979-80	Sherry Smith	145
1980-81	Sherry Smith	71
1981-82	Jennifer McFall	61
1982-83	Sherry Smith	128
1983-84	Jennifer McFall	100
1984-85	Janet Ross	124
1985-86	Lori Gross	136
1986-87	Janet Ross	129
1987-88	Lianne Beck	128
1988-89	Christy Scruggs	147
1989-90	Julie Morrison	103
1990-91	Julie Morrison	109
1991-92	Sherry Tucker	102
1992-93	Heather Prater	141
1993-94	Heather Prater	144
1994-95	Heather Prater	185
1995-96	Heather Prater	135
1996-97	Cortney Neeley	145
1997-98	Cortney Neeley	109
1998-99	Cortney Neeley	91
1999-00	Jessica McClure	153
2000-01	Jessica McClure	109
2001-02	Paula Penttila	81
2002-03	Patrice Holmes	140
2003-04	Patrice Holmes	130
2004-05	Patrice Holmes	119
2005-06	Chrissy Givens	150
2006-07	Chrissy Givens	154
2007-08	Amber Holt	109
2008-09	Chelsia Lymon	115
2009-10	Chelsia Lymon	121
2010-11	Kortni Jones	159
2011-12	Kortni Jones	153
2012-13	Kortni Jones	147
2013-14	Shanice Cason	82
2014-15	Ty Petty	149
2015-16	Ty Petty	195
2016-17	Ty Petty	186
2017-18	Abbey Sissom	95
2018-19	A'Queen Hayes	101
2019-20	Anastasia Hayes	127
2020-21	Anastasia Hayes	128

Steals*

Year	Name	Steals
1980-81	Cassandra Howard	44
1981-82	Jennifer McFall	52
1982-83	Eva Lemeh	76
1983-84	Kim Webb	64
1984-85	Kim Webb	80
1985-86	Kim Webb	91
1986-87	Kim Webb	59
1987-88	Kim Collier	63
1988-89	Christy Scruggs	60
1989-90	Pippa Gipson	39
1990-91	Julie Morrison	35
1991-92	Priscilla Robinson	68
1992-93	Michelle Jackson	58
1993-94	Sherry Tucker	68
1994-95	Sherry Tucker	71
1995-96	Heather Prater	59
1996-97	Cortney Neeley	76
1997-98	Bama Burrell	54
1998-99	Bama Burrell	71
1999-00	Jessica McClure	69
2000-01	Jamie Thomatis	56
2001-02	Jamie Thomatis	58
2002-03	Patrice Holmes	92
2003-04	Keisha McClinic	112
2004-05	Patrice Holmes	112
2005-06	Chrissy Givens	98
2006-07	Chrissy Givens	102
2007-08	Amber Holt	80
2008-09	Chelsia Lymon	92
2009-10	Chelsia Lymon	95
2010-11	Kortni Jones	63
2011-12	Ebony Rowe	79
2012-13	Shanice Cason	71
2013-14	Olivia Jones	76
2014-15	Olivia Jones	100
2015-16	Ty Petty	62
2016-17	Ty Petty	74
2017-18	Jess Louro	54
2018-19	Jess Louro	49
2019-20	Anastasia Hayes	54
2020-21	Anastasia Hayes	69
2021-22	Alexis Whittington	74

* - not available from 1976-80

BLOCKS

GAME

1.	11	Cheyenne Parker	UTEP	1/31/15
2.	9	Cheyenne Parker	at Old Dominion	1/22/15
3.	8	Holly Hoover	UT-Martin	2/21/83
	8	Holly Hoover	UT-Martin	1/23/84
	8	Cheyenne Parker	UTSA	1/29/15
6.	7	Holly Hoover	at Morehead State	12/17/82
	7	Holly Hoover	Belmont	1/29/83
	7	Kay Willbanks	at Eastern Kentucky	1/20/86
	7	Cheyenne Parker	at South Dakota St.	12/15/14
10.	6	Kay Willbanks	East Tennessee St.	12/17/84
	6	Kay Willbanks	UT-Martin	2/14/85
	6	Kay Willbanks	Tennessee Stech	3/5/85
	6	Cheyenne Parker	at Kentucky	12/12/14

SEASON *

1.	88	Cheyenne Parker	2014-15
2.	78	Kay Willbanks	1984-85
3.	74	Holly Hoover	1982-83
4.	64	Kay Willbanks	1985-86
5.	57	Holly Hoover	1981-82
6.	56	Anastasiia Boldyreva	2021-22
7.	48	Kseniya Malashka	2021-22
8.	42	Holly Hoover	1983-84
9.	38	Charity Savage	2019-20
10.	37	Ebony Rowe	2012-13

* - not available from 1976-80

CAREER *

1.	191	Kay Willbanks	1983-86
2.	173	Holly Hoover	1981-84
3.	115	Kelly Chastain	1997-01
4.	110	Ebony Rowe	2010-14
5.	105	Jonelda Buck	1995-99
6.	103	Brandi Brown	2006-10
7.	96	Alex Johnson	2015-19
8.	93	Tia Stovall	2002-06
9.	89	Tawanya Mucker	1985-89
10.	88	Cheyenne Parker	2014-15

* - not available from 1976-80

YEARLY LEADERS

Blocks*

Year	Name	Blocks
1980-81	Robin Hendrix	18
1981-82	Holly Hoover	57
1982-83	Holly Hoover	74
1983-84	Holly Hoover	42
1984-85	Kay Willbanks	78
1985-86	Kay Willbanks	64
1986-87	Tawanya Mucker	20
1987-88	Tawanya Mucker	29
1988-89	Tawanya Mucker	26
1989-90	Stephanie Capley	10
1990-91	Stephanie Capley	23
1991-92	Maggie Cox, Sherry Tucker	9
1992-93	Cherrita Williams	22
1993-94	Sherry Tucker	24
1994-95	Sherry Tucker	23
1995-96	Jonelda Buck	35
1996-97	Jonelda Buck	28
1997-98	Kelly Chastain	33
1998-99	Kelly Chastain	25
1999-00	Kelly Chastain	33
2000-01	Kelly Chastain	24
2001-02	Jennifer Justice	29
2002-03	Tia Stovall	21
2003-04	Tia Stovall	34
2004-05	Patrice Holmes	31
2005-06	Tia Stovall	15
2006-07	Brandi Brown	23
2007-08	Amber Holt	11
2008-09	Brandi Brown	35
2009-10	Brandi Brown	35
2010-11	Ebony Rowe	20
2011-12	Ebony Rowe	30
2012-13	Ebony Rowe	37
2013-14	Ebony Rowe	23
2014-15	Cheyenne Parker	88
2015-16	Alex Johnson	26
2016-17	Alex Johnson	33
2017-18	A. Johnson, R. Reuter, A. Jones	12
2018-19	Alex Johnson	25
2019-20	Charity Savage	46
2020-21	Alexis Whittington	25
2021-22	Anastasiia Boldyreva	56

* - not available from 1976-80

PARTICIPATION

GAMES PLAYED- SEASON

1.	35	Anastasiia Boldyreva	2021-22
	35	Courtney Whitson	2021-22
	35	Dor Saar	2021-22
	35	Courtney Blakely	2021-22
2.	34	Chrissy Givens	2006-07
	34	Amber Holt	2006-07
	34	Krystle Horton	2006-07
	34	Brandi Brown	2006-07
	34	Johnna Abney	2006-07
	34	Starr Orr	2006-07
	34	Jackie Pickel	2006-07
	34	Amber Holt	2007-08
	34	Chelsia Lymon	2007-08
	34	Anne Marie Lanning	2007-08
	34	Emily Queen	2007-08
	34	Latoya Barclay	2007-08
	34	Jackie Pickel	2007-08
	34	Alysha Clark	2008-09
	34	Brandi Brown	2008-09
	34	Jackie Pickel	2008-09
	34	Anne Marie Lanning	2008-09
	34	Ebony Rowe	2013-14
	34	Olivia Jones	2013-14
	34	Shanice Cason	2013-14
	34	Laken Leonard	2013-14
	34	China Dow	2013-14
	34	Olivia Jones	2014-15
	34	Ty Petty	2014-15
	34	Brea Edwards	2014-15
	34	China Dow	2014-15
	34	Shanice Cason	2014-15
	34	Alex Johnson	2016-17
	34	Gabby Lyon	2016-17
	34	Ty Petty	2016-17
	34	Rebecca Reuter	2016-17
	34	Abbey Sissom	2016-17
	34	A'Queen Hayes	2018-19
	34	Alex Johnson	2018-19
	34	Taylor Sutton	2018-19
	34	Anna Jones	2018-19
	34	Jess Louro	2018-19
	34	Jordan Majors	2018-19
	34	Alexis Whittington	2021-22

GAMES PLAYED- CAREER

1.	134	Shanice Cason	2011-15
2.	132	Jackie Pickel	2006-10
3.	131	Ebony Rowe	2010-14
	131	Rebecca Reuter	2014-18
5.	129	Krystle Horton	2003-07
	129	Anne Marie Lanning	2007-11
7.	127	Kortni Jones	2009-13
	127	Gabby Lyon	2014-18
9.	126	KeKe Stewart	2010-14
	126	Ty Petty	2013-17

GAMES STARTED- SEASON

1.	35	Anastasiia Bodyreva	2021-22
	35	Courtney Whitson	2021-22
	35	Dor Saar	2021-22
2.	34	Chrissy Givens	2006-07
	34	Amber Holt	2006-07
	34	Amber Holt	2007-08
	34	Alysha Clark	2008-09
	34	Jackie Pickel	2008-09
	34	Ebony Rowe	2013-14
	34	Alex Johnson	2016-17
	34	Ty Petty	2016-17
	34	Alex Johnson	2018-19
	34	Alexis Whittington	2021-22
	34	Jalynn Gregory	2021-22

GAMES STARTED - CAREER

1.	131	Ebony Rowe	2010-14
2.	124	Patrice Holmes	2001-05
3.	121	Alex Johnson	2015-19
4.	116	Kim Webb	1983-87
5.	114	Jennifer McFall	1981-85
	114	Shanice Cason	2011-15
7.	113	Heather Prater	1992-96
8.	112	Krystle Horton	1992-96
9.	109	Jonelda Buck	1995-99
10.	107	Stephanie Capley	1987-91

MINUTES PLAYED - SEASON

1.	Courtney Whitson (2021-22)	1342
2.	Ebony Rowe (2013-14)	1308
3.	Ty Petty (2016-17)	1301
4.	Ebony Rowe (2012-13)	1295
5.	Olivia Jones (2014-15)	1276
6.	Kortni Jones (2011-12)	1273
7.	Kortni Jones (2012-13)	1264
8.	Alexis Whittington (2021-22)	1251
9.	Abbey Sissom (2016-17)	1246
10.	Amber Holt (2007-08)	1224

MINUTES PLAYED - CAREER

1.	Ebony Rowe (2010-14)	4858
2.	Patrice Holmes (2001-05)	4189
3.	Chrissy Givens (2003-07)	3945
4.	Kim Webb (1983-87)	3895
5.	Anne Marie Lanning (2007-11)	3894
6.	Kortni Jones (2009-13)	3835
7.	Shanice Cason (2011-15)	3834
8.	Jennifer McFall (1981-85)	3789
9.	Krystle Horton (2003-07)	3785
10.	Ty Petty (2013-17)	3660

OTHER RECORDS

SINGLE SEASON

DOUBLE-FIGURE SCORING GAMES

1.	Chrissy Givens	2006-07	34
	Amber Holt	2007-08	34
	Ebony Rowe	2013-14	34
4.	Alysha Clark	2008-09	32
	Ebony Rowe	2011-12	32
	Ebony Rowe	2012-13	32
	Olivia Jones	2014-15	32
	Alex Johnson	2016-17	32

DOUBLE-DOUBLES

1.	Ebony Rowe	2013-14	26
2.	Robin Hendrix	1980-81	25
3.	Ebony Rowe	2012-13	21
4.	Alysha Clark	2009-10	20
5.	Jennifer McFall	1984-85	18

30-POINT PLUS GAMES

1.	Alysha Clark	2008-09	14
2.	Alysha Clark	2009-10	13
3.	Amber Holt	2007-08	11
4.	Tawanya Mucker	1987-88	9
5.	Anastasia Hayes	2020-21	6

CAREER

DOUBLE-FIGURE SCORING GAMES

1.	Ebony Rowe	2011-14	127
2.	Kim Webb	1984-87	108
3.	Patrice Holmes	2002-05	102
4.	Jennifer McFall	1982-85	100
	Priscilla Robinson	1991-94	100

CONSECUTIVE DBL.-FIG. SCORING GAMES

1.	Tawanya Mucker	1986-89	60
2.	Alysha Clark	2009-10	55
3.	Ebony Rowe	2013-14	40
4.	Kim Webb	1984-87	36
	Sherry Tucker	1992-95	36

DOUBLE-DOUBLES

1.	Ebony Rowe	2011-14	79
2.	Priscilla Robinson	1991-94	38
3.	Jennifer McFall	1982-85	37
	Alysha Clark	2009-10	37
5.	Tawanya Mucker	1986-89	36

Team Game Records

Most Points
1.	119	North Texas	01/30/10
2.	116	Maryville	12/06/76
3.	113	North Texas	02/15/09
4.	111	Tennessee State	02/26/87
5.	110	UT-Martin	02/03/92

Fewest Points
1.	26	at Louisville	12/09/17
2.	32	UT-Martin	01/05/98
3.	36	vs. Oregon State	03/23/14
4.	38	Belmont	11/19/18
4.	40	at LSU	11/18/09

Most Field Goals Made
1.	54	Maryville	12/06/76
2.	46	at Georgia State	11/27/87
3.	45	at Eastern Kentucky	02/21/87
4.	44	at Belmont	12/03/84
	44	at UT-Martin	01/10/85
	44	Chattanooga	12/07/85

Fewest Field Goals Made
1.	8	at Louisville	12/09/17
2.	11	UT-Martin	01/05/98
	11	vs. Alabama	11/27/15
4.	13	Tennessee Tech	01/28/95
	13	Marshall	3/4/21

Most Field Goal Attempts
1.	98	Maryville	12/06/76
2.	94	Western Kentucky	02/26/77
3.	92	at Morehead State	01/07/78
4.	89	Vanderbilt	12/01/76
5.	88	UT-Martin	03/02/77
	88	Austin Peay	02/14/87
	88	at Tennessee State	02/11/93

Fewest Field Goal Attempts
1.	38	at WKU	01/15/17
2.	39	Cincinnati	12/29/04
	39	at Louisville	12/09/17
	39	WKU	02/14/19
5.	40	at Morehead State	01/26/80
	40	at Western Kentucky	12/30/83

Best Field Goal Percentage
1.	.667	WKU	02/14/19
2.	.661	Chattanooga	01/16/85
3.	.636	North Texas	02/15/09
4.	.630	at UT-Martin	01/27/96
5.	.626	Youngstown State	01/25/86

Lowest Field Goal Percentage
1.	.169	vs. Alabama	11/27/15
2.	.177	UT-Martin	01/05/98
3.	.205	at Louisville	12/09/17
4.	.210	Tennessee Tech	01/28/95
5.	.228	Marshall	3/4/21

Most 3-Pointers Made
1.	20*	at Louisville	12/09/09
	20*	North Texas	01/30/10
3.	18	at Chattanooga	02/06/95
4.	17	North Dakota State	01/02/07
	17	at South Alabama	02/06/10
	17	at FIU	02/24/10
	17	at Troy	02/28/13
	17	Troy	12/17/20

Fewest 3-Pointers Made
1.	0	ETSU	12/16/89
	0	at Austin Peay	02/25/91
	0	Georgia State	11/24/91
	0	Florida State	11/28/93
	0	Missouri	12/20/96
	0	Austin Peay	01/19/98
	0	Eastern Illinois	12/02/99
	0	at Tennessee State	11/16/01
	0	Tennessee State	12/28/02
	0	South Alabama	01/22/04
	0	at FIU	02/07/05
	0	at UALR	01/09/10

* - one shy of NCAA record

Most 3-Point Attempts
1.	48	Louisiana	01/28/07
2.	45	North Texas	02/08/14
3.	44	Troy	12/17/20
	44	Mercer	12/03/21
4.	43	at Louisiana	01/30/08
	43	at Louisville	12/09/09

Fewest 3-Point Attempts
1.	0	New Orleans	03/09/03
2.	2	at Indiana	12/05/87
	2	Texas Tech	11/24/89
4.	3	Eastern Kentucky	01/19/87
	3	at Eastern Kentucky	02/21/87
	3	at Vanderbilt	01/06/88
	3	at Eastern Kentucky	02/01/88
	3	at Tennessee State	02/05/88
	3	Georgia State	11/24/91
	3	Mississippi	11/24/95

Most Free Throws Made
1.	37	UT-Martin	01/05/95
2.	34	at Morehead State	01/26/80
	34	Murray State	01/14/91
4.	33	at Murray State	02/07/86
	33	ETSU	01/02/97

Fewest Free Throws Made
1.	0	Milwaukee	12/07/02
2.	1	Oregon	12/03/93
	1	Georgia	12/30/02
	1	at LSU	11/18/09
4.	2	Louisiana	01/28/09
	2	South Alabama	02/21/10
	2	at FIU	01/29/11

Most Free Throw Attempts
1.	54	at Tennessee State	01/16/82
2.	50	UT-Martin	01/05/95
	50	at East Carolina	02/26/14
4.	44	at Murray State	02/17/86
	44	Murray State	02/01/92
	44	Belmont	12/06/20

Fewest Free Throw Attempts
1.	2	Milwaukee	12/07/02
2.	3	Georgia	12/30/02
3.	4	Tennessee State	02/20/88
	4	Louisiana	01/28/09
5.	5	South Alabama	02/21/10
	5	at FIU	01/29/11
	5	at Fordham	12/30/18

Best Free Throw Percentage (15 Attempts)
1.	1.000	at Georgia	12/06/92
	1.000	Southeast Missouri	02/14/94
3.	.947	Siena	12/28/88
	.947	at Oklahoma	11/19/08
	.947	at UAB	1/1/17

Lowest Free Throw Percentage (15 Attempts)
1.	.375	Charlotte	02/22/14
	.375	vs. Gonzaga	11/30/19
3.	.438	Eastern Kentucky	03/09/92
	.438	at Western Kentucky	01/14/09
5.	.467	vs. Chattanooga	12/29/18

Most Rebounds
1.	69	Chattanooga	12/18/76
	69	at Union (Tenn.)	01/09/78
3.	67	Vanderbilt	12/01/76
	67	Austin Peay	01/21/78
5.	64	Vanderbilt	02/13/77
	64	UT-Martin	03/01/78

Fewest Rebounds
1.	16	Arizona State	13/13/16
2.	19	WKU	02/14/19
3.	20	vs. Oregon	12/03/93
4.	21	Denver	02/10/10
	21	vs. Tennessee (N)	3/21/21

Most Assists
1.	37	Kentucky	11/17/78
2.	34	Murray State	02/01/92
3.	33	Chattanooga	01/16/85
	33	Mississippi College	12/02/88
5.	32	Morehead State	01/17/87
	32	vs. Georgia Southern	12/15/95

Fewest Assists
1.	2	at Western Kentucky	12/30/83
	2	at Tennessee	03/17/84
3.	3	at Tennessee Tech	01/10/77
	3	at Vanderbilt	01/19/83
	3	at UT-Martin	01/24/83
	3	at LSU	11/18/09

Most Steals
1.	27	vs. San Jose State	12/13/91
2.	26	at UT-Martin	01/10/85
3.	25	at Murray State	01/19/80
	25	at ETSU	01/14/89
5.	24	Tennessee Tech	11/14/07

Fewest Steals
1.	0	Tennessee Tech	01/26/91
	0	at FIU	02/10/18
3.	1	Austin Peay	01/17/80
	1	at Memphis	02/09/80
	1	Morehead State	01/12/85
	1	at Western Kentucky	12/09/87
	1	USF	01/12/90
	1	Tennessee State	01/28/91
	1	Florida Atlantic	11/19/04
	1	at UALR	01/17/09
	1	at UALR	01/09/10
	1	at UALR	02/20/11
	1	WKU	02/16/17
	1	vs. Rice	03/16/19
	1	at WKU	1/11/20

Most Blocked Shots
1.	13	UTEP	01/31/15
2.	11	UT-Martin	01/23/84
3.	10	Austin Peay	02/09/85
	10	UT-Martin	02/14/85
	10	Belmont	01/04/86
	10	at Eastern Kentucky	01/20/86
	10	at Chattanooga	12/07/96
	10	at Lipscomb	12/14/01
	10	at North Texas	03/06/05
	10	at ODU	01/22/15

Most Turnovers
1.	40	Tennessee State	12/05/81
2.	38	vs. ETSU	03/04/77
	38	at Northern Kentucky	01/04/80
	38	Memphis	01/26/81
5.	37	Chattanooga	12/18/76
	37	Kentucky	11/17/78
	37	vs. Mississippi	12/14/78

Fewest Turnovers
1.	2	Southern Miss	01/15/21
2.	3	UAB	01/30/21
3.	4	at Lipscomb	11/23/81
	4	Marshall	02/16/19
5.	5	at Tennessee State	02/01/83
	5	at Morehead State	02/23/87
	5	at Morehead State	02/25/95
	5	Old Dominion	03/03/18
	5	Marshall	03/05/21

Most Fouls
1.	35	at Tennessee State	01/16/82
2.	34	vs. South Alabama	01/09/82
	34	at Furman	01/15/97
4.	33	vs. Miami (Ohio)	12/29/80
5.	32	at Chattanooga	03/01/83

Fewest Fouls
1.	1	at Tennessee State	02/09/91
2.	7	Louisville	12/12/92
	7	Louisiana	01/25/03
4.	8	4x (last vs. UALR)	03/10/09

Field Goals Made

1.	1040	1984-86
2.	997	2006-07
3.	974	1985-86
4.	936	1982-83
5.	931	2008-09
6.	930	1977-78
7.	915	1987-88
8.	911	2009-10
9.	896	1979-80
10.	892	2007-08

Field Goals Attempted

1.	2204	2006-07
2.	2135	2007-08
3.	2109	2021-22
4.	2105	1977-78
5.	2103	2014-15
6.	2067	1985-86
7.	2063	1984-85
8.	2037	1982-83
9.	1999	2008-09
10.	1982	2009-10

Field Goal Percentage

1.	.504	1040-2063	1984-85
2.	.479	915-1912	1987-88
3.	.476	870-1826	1986-87
4.	.475	896-1886	1979-80
5.	.474	837-1766	1995-96
6.	.471	974-2067	1985-86
7.	.470	875-1861	1976-77
8.	.469	803-1712	1988-89
9.	.466	931-1999	2008-09
10.	.464	828-1784	1983-84
	.464	774-1667	1998-99

3-Point Field Goals Made

1.	337	2021-22
2.	313	2009-10
3.	296	2008-09
4.	277	2006-07
5.	269	2007-08
6.	255	2014-15
7.	250	2016-17
8.	235	2018-19
9.	232	2019-20
10.	231	1994-95

3-Point Field Goals Attempted

1.	1014	2021-22
2.	848	2009-10
3.	834	2014-15
4.	823	2007-08
5.	816	2008-09
6.	789	2006-07
7.	759	2020-21
8.	745	2019-20
9.	716	2013-14
10.	714	2018-19

3-Point Field Goal Percentage

1.	.471	57-121	1986-87
2.	.433	97-224	1987-88
3.	.381	231-606	1994-95
4.	.376	114-303	1989-90
5.	.370	119-322	1991-92
6.	.369	313-848	2009-10
7.	.365	134-367	1998-99
	.365	180-493	2005-06
9.	.365	250-687	2016-17
10.	.363	296-816	2008-09

Free Throws Made

1.	518	1995-96
	518	2013-14
3.	511	1980-81
4.	506	1993-94
5.	503	2000-01
6.	501	1994-95
7.	483	2015-16
8.	480	1991-92
9.	477	2016-17
10.	471	1990-91

Free Throws Attempted

1.	826	2013-14
2.	744	1982-83
3.	741	1995-96
4.	731	2000-01
5.	722	1983-84
6.	719	1993-94
7.	717	1991-92
8.	713	2014-15
9.	699	1994-95
10.	695	1980-81

Free Throw Percentage

1.	.767	477-622	2016-17
2.	.750	437-583	2007-08
	.750	440-587	2008-09
4.	.747	342-458	2021-22
5.	.744	375-504	2001-02
6.	.743	402-541	2003-04
7.	.741	421-568	2006-07
	.741	371-501	2009-10
10.	.735	511-695	1980-81

Offensive Rebounds

1.	535	2013-14
	535	2014-15
3.	503	2012-13
4.	478	2011-12
5.	440	2007-08
6.	436	1991-92
7.	430	2006-07
8.	427	1997-98
9.	424	2015-16
10.	423	2010-11

Defensive Rebounds

1.	887	2021-22
2.	867	2013-14
3.	831	2014-15
4.	795	2015-16
	795	2016-17
6.	793	2012-13
	793	2019-20
8.	780	2018-19
9.	742	1995-96
10.	724	2000-01

Total Rebounds

1.	1402	2013-14
2.	1366	2014-15
3.	1296	2012-13
4.	1292	1977-78
5.	1261	2021-22
6.	1219	2015-16
7.	1205	1980-81
8.	1196	2011-12
9.	1184	1979-80
	1184	1982-83

Rebounding Average

1.	46.1	1977-78
2.	46.0	1975-76
3.	43.2	1981-82
4.	42.9	1976-77
5.	41.6	1980-81
6.	41.2	2013-14
7.	40.2	2014-15
8.	39.3	2012-13
	39.3	2019-20
10.	39.1	1983-84

Assists

1.	577	1984-85
2.	552	1988-89
	552	2009-10
4.	549	2008-09
5.	540	1987-88
6.	525	2016-17
7.	515	2014-15
8.	511	2007-08
9.	505	1999-00
10.	497	1992-93

Turnovers

1.	642	1979-80
2.	623	1977-78
3.	615	1985-86
4.	611	1996-97
5.	603	1998-99
6.	592	1999-00
7.	591	2010-11
8.	585	2004-05
9.	579	1997-98
	579	2003-04

Blocks*

1.	162	1984-85
2.	143	2014-15
3.	135	2021-22
4.	132	1985-86
5.	118	1982-83
6.	116	1983-84
7.	103	1997-98
	103	2001-02
9.	98	1981-82
10.	96	2012-13

* - not available from 1976-80

Steals*

1.	465	2006-07
2.	419	2004-05
3.	391	2007-08
4.	380	2009-10
5.	379	2008-09
6.	368	2005-06
7.	367	2003-04
8.	363	1998-99
9.	360	2014-15
10.	341	1985-86
	341	2011-12

* - not available from 1976-80

Points

1.	2692	2006-07
2.	2598	2008-09
3.	2506	2009-10
4.	2490	2007-08
5.	2464	1984-85
6.	2454	2014-15
7.	2395	2021-22
8.	2381	2016-17
9.	2375	1982-83
10.	2369	1985-86

Points Per Game

1.	82.1	1984-85
2.	81.9	1986-87
3.	81.0	1976-77
4.	80.8	1991-92
	80.8	2009-10
6.	80.1	1992-93
7.	79.2	1994-95
	79.2	2006-07
9.	79.1	1988-89
10.	79.0	1985-86

	TOTAL									REBOUNDS										
Year	FG	FGA	Pct.	3FG	3FGA	Pct.	FT	FTA	Pct.	Off.	Def.	Total	Avg.	PF	A	TO	BLK	STL	Pts	Avg.
1976-77	875	1861	.470	-	-	-	276	460	.600	-	-	1253	52.2	487	366	531	-	-	2026	84.4
1977-78	930	2105	.442	-	-	-	336	531	.633	-	-	1489	53.2	508	324	623	-	-	2196	78.4
1978-79	761	1653	.460	-	-	-	387	633	.611	-	-	1129	43.4	666	284	584	-	-	1909	73.4
1979-80	896	1886	.475	-	-	-	420	597	.704	-	-	1335	40.4	540	390	642	-	-	2212	67.0
1980-81	832	1870	.445	-	-	-	511	695	.735	-	-	1332	45.6	587	276	616	52	212	2175	75.0
1981-82	748	1646	.454	-	-	-	396	614	.645	-	-	1176	47.0	603	290	515	98	245	1892	75.7
1982-83	949	2067	.459	-	-	-	518	763	.679	-	-	1363	44.0	672	383	502	118	248	2416	77.9
1983-84	828	1784	.464	-	-	-	470	726	.647	-	-	1228	42.3	583	361	563	116	257	2126	73.3
1984-85	1040	2065	.504	-	-	-	384	588	.652	-	-	1229	41.0	532	577	536	162	307	2464	82.1
1985-86	973	2067	.471	-	-	-	420	634	.662	-	-	1275	40.1	715	490	616	132	340	2366	78.9
1986-87	870	1829	.476	57	121	.471	414	585	.708	369	632	1104	40.9	484	447	420	62	149	2211	81.9
1987-88	915	1911	.479	97	224	.433	385	587	.656	407	670	1168	39.0	474	541	518	67	244	2312	77.1
1988-89	803	1711	.469	130	365	.356	400	585	.684	336	620	1036	38.4	431	454	454	31	237	2136	79.1
1989-90	742	1791	.414	114	303	.376	456	666	.685	385	622	1087	38.8	452	489	532	28	217	2054	73.4
1990-91	722	1643	.439	103	338	.305	471	655	.719	333	664	1105	39.5	468	485	526	64	191	2013	71.9
1991-92	828	1845	.449	119	322	.370	480	717	.669	436	645	1138	40.6	447	471	550	46	328	2261	80.7
1992-93	786	1750	.449	147	445	.330	445	619	.719	356	597	1022	36.5	420	497	438	53	316	2171	77.5
1993-94	741	1642	.451	144	434	.332	506	719	.704	392	688	1080	38.6	495	496	484	58	303	2132	76.1
1994-95	743	1746	.426	231	606	.381	501	699	.717	401	711	1112	39.7	506	438	433	48	281	2218	79.2
1995-96	837	1766	.474	152	449	.339	518	741	.699	429	790	1219	40.6	586	479	569	68	285	2344	78.1
1996-97	754	1765	.427	120	408	.294	440	634	.694	368	733	1101	36.7	571	453	621	65	317	2068	68.9
1997-98	766	1818	.421	125	384	.326	453	662	.684	466	687	1153	38.4	599	460	582	103	327	2110	70.3
1998-99	752	1595	.471	131	352	.372	452	650	.695	361	658	1019	37.7	554	477	594	64	350	2087	77.3
1999-00	763	1673	.457	131	391	.335	415	594	.699	379	719	1097	37.9	489	505	599	91	296	2072	72.5
2000-01	770	1700	.453	162	457	.354	503	731	.688	367	777	1144	38.1	525	477	651	56	295	2205	73.5
2001-02	786	1767	.445	140	462	.303	375	504	.744	387	739	1126	38.8	459	435	570	103	303	2087	72.0
2002-03	792	1765	.449	137	488	.281	330	465	.710	398	710	1108	36.9	438	405	565	86	316	2051	68.4
2003-04	813	1764	.461	116	422	.275	402	541	.743	362	772	1134	35.4	436	453	587	93	367	2144	67.0
2004-05	835	1823	.458	105	372	.282	355	540	.657	392	709	1101	33.4	500	481	607	84	419	2130	64.5
2005-06	839	1864	.450	180	493	.365	375	543	.691	413	639	1052	33.9	616	414	519	72	369	2233	72.0
2006-07	997	2204	.452	277	789	.351	421	568	.741	487	655	1142	33.6	659	511	497	62	465	2692	79.2
2007-08	892	2135	.418	269	832	.323	437	583	.750	488	629	1117	32.9	654	464	464	49	391	2490	73.2
2008-09	931	1999	.466	296	816	.363	440	587	.750	432	741	1173	34.5	594	549	547	90	379	2598	76.4
2009-10	911	1982	.460	313	848	.369	371	501	.741	417	696	1113	35.9	591	552	491	74	380	2506	80.8
2010-11	788	1765	.446	207	603	.343	387	559	.692	423	707	1130	36.5	527	469	591	69	278	2170	70.0
2011-12	798	1914	.417	224	706	.317	366	609	.601	478	718	1196	36.2	534	462	568	81	341	2186	66.2
2012-13	812	1795	.411	191	628	.304	399	565	.706	503	793	1296	39.3	520	435	534	96	294	2214	67.1
2013-14	775	1956	.396	199	716	.278	518	826	.627	535	867	1402	41.2	568	428	496	62	277	2267	66.7
2014-15	879	2103	.418	255	834	.306	441	713	.619	535	831	1366	40.2	624	515	519	143	360	2454	72.2
2015-16	798	1882	.424	217	659	.329	483	671	.720	424	795	1219	36.9	652	495	539	95	288	2296	69.5
2016-17	827	1861	.444	250	687	.364	477	622	.767	347	795	1142	33.6	655	525	511	86	255	2381	70.0
2017-18	583	1534	.380	212	661	.321	414	581	.713	346	703	1049	33.8	615	334	526	81	240	1792	58.8
2018-19	804	1849	.435	235	714	.329	361	516	.700	397	780	1177	34.6	640	399	432	92	265	2204	64.8
2019-20	760	1853	.410	232	745	.311	378	605	.625	385	793	1178	39.3	524	377	459	83	255	2130	71.0
2020-21	640-1609		.398	232	759	.306	339	514	.660	314	652	966	38.6	417	310	290	77	180	1851	74.0
2021-22	858	2109	.407	337	1014	.332	342	458	.747	374	887	1261	36.0	627	447	460	135	312	2395	68.4

1975-76
Coach: Pat Jones
Record: 15-9

D. 4	MURRAY STATE	W, 66-50
D. 10	LAMBUTH	W, 83-21
D. 13	HIWASSEE JC	L, 70-71
J. 7	CHATTANOOGA	W, 93-66
J. 10	at Hiwassee JC	L, 60-72
J. 13	UNION (Tenn.)	L, 76-83
J. 17	TENNESSEE TECH	L, 75-86
J. 19	ETSU	W, 85-45
J. 24	UT-MARTIN	W, 91-66
F. 2	at Murray State	W, 55-44
F. 6	at Memphis JV+	W, 77-35
F. 6	vs. Mississippi University for Women+	L, 63-72
F. 7	vs. Murray State+	W, 64-57
F. 7	vs. Mississippi State+	L, 73-78
F. 15	at ETSU	W, 67-49
F. 16	at Tennessee Tech	L, 58-99
F. 17	at Chattanooga	W, 89-57
F. 24	at UT-Martin	W, 81-76
F. 27	at Lambuth	W, 77-56
F. 28	at Union (Tenn.)	W, 95-94
M. 4	vs. UT-Martin#	W, 87-79
M. 4	vs. Memphis#	W, 75-52
M. 6	vs. Tennessee Tech#	L, 68-84
M. 6	vs. Tennessee#	L, 70-73

+ – Memphis State Invitational, Memphis, Tenn.
# – TCWSF State Tournament, Johnson City, Tenn.

1976-77
Coach: Pat Jones
Record: 20-5

N. 29	SHORTER	L, 69-73
D. 1	VANDERBILT	W, 91-26
D. 6	MARYVILLE	W, 116-46
D. 18	CHATTANOOGA	W, 101-63
D. 18	at Maryville (Forfeit)	W, 2-0
J. 8	at ETSU	W, 81-63
J. 10	at Tennessee Tech (6)	L, 67-97
J. 15	UNION (Tenn.)	W, 91-88
J. 17	MOREHEAD STATE	W, 91-80
J. 22	at Murray State	W, 79-52
J. 24	AUSTIN PEAY	W, 82-52
J. 31	at Chattanooga	W, 85-74
F. 5	TENNESSEE TECH (6)	W, 80-78
F. 11	CHATTANOOGA+	W, 95-73
F. 11	MURRAY STATE+	W, 92-63
F. 13	at Vanderbilt	W, 89-41
F. 17	ETSU	W, 88-67
F. 19	at Austin Peay	W, 82-46
F. 21	MURRAY STATE	W, 90-53
F. 26	WESTERN KENTUCKY	W, 89-81
F. 28	at Union (Tenn.)	L, 90-93 (OT)
M. 2	vs. UT-Martin#	W, 69-67
M. 2	vs. Tennessee# (10)	L, 66-87
M. 4	vs. ETSU#	W, 75-73
M. 4	at Memphis# (16)	L, 68-84

+ – MTSU Invitational, Murfreesboro, Tenn.
# – TCWSF State Tournament, Memphis, Tenn.

1977-78
Coach: Pat Sarver
Record: 15-13

N. 18	MISSISSIPPI STATE+	W, 83-70
N. 18	KENTUCKY+ (19)	L, 80-82
D. 3	ALABAMA	L, 69-75
D. 10	UNION (Tenn.)	W, 80-69
D. 15	vs. Southern Miss$	W, 82-75 (OT)
D. 16	at Blue Mountain$	W, 76-59
D. 17	vs. Berry$	L, 53-77
J. 7	at Morehead State	L, 89-94 (OT)
J. 9	at Union (Tenn.)	W, 92-84
J. 11	MISSOURI (18)	L, 65-81
J. 14	TENNESSEE TECH	L, 81-88
J. 16	ETSU	W, 82-71
J. 17	TENNESSEE (2)	L, 79-87
J. 21	AUSTIN PEAY	W, 90-52
J. 23	at Murray State	W, 89-65
J. 28	WESTERN KENTUCKY	W, 74-70
J. 30	at Memphis (19)	L, 86-101
J. 31	at UT-Martin	W, 89-61
F. 13	EASTERN KENTUCKY	W, 94-67
F. 15	at Tennessee Tech	L, 66-81
F. 16	at ETSU	L, 72-86
F. 18	MURRAY STATE	W, 92-73
F. 20	at Austin Peay	W, 72-70
F. 25	at Western Kentucky	L, 63-83
M. 1	at UT-Martin#	W, 70-54
M. 2	vs. Tennessee Tech#	L, 68-96
M. 3	vs. ETSU#	W, 98-79
M. 3	vs. Memphis# (13)	L, 62-74

+ – MTSU Tipoff Tournament, Murfreesboro, Tenn.
$ – Blue Mountain Tournament, Blue Mountain, Miss.
# – TCWSF State Tournament, Martin, Tenn.

1978-79
Coach: Larry Joe Inman
Record: 14-13/6-4 Ohio Valley

N. 17	KENTUCKY+	W, 90-87
N. 18	MEMPHIS+	L, 81-91
N. 30	at Union (Tenn.)	L, 80-91
D. 2	CHATTANOOGA	L, 59-60 (OT)
D. 4	at Alabama	L, 84-90
D. 5	at Tennessee (1)	L, 63-87
D. 11	VANDERBILT	W, 69-67
D. 14	vs. Mississippi$ (18)	L, 61-68
D. 14	vs. Utah$	L, 74-82
D. 16	vs. Mississippi State$ (Forfeit)	L, 0-2
J. 6	MOREHEAD STATE*	L, 67-74
J. 8	EASTERN KENTUCKY*	W, 75-61
J. 13	at Tennessee Tech*	L, 73-107
J. 15	UNION (Tenn.)	W, 67-60
J. 20	at Austin Peay*	W, 69-57
J. 22	MURRAY STATE*	W, 87-79 (OT)
J. 27	at Western Kentucky*	W, 86-79
J. 30	MEMPHIS (19)	W, 65-63
F. 3	at Chattanooga	W, 66-63
F. 8	at Eastern Kentucky*	L, 84-85
F. 13	ETSU	W, 59-44
F. 17	at Murray State*	L, 78-90
F. 19	AUSTIN PEAY*	W, 90-77
F. 21	at UT-Martin	W, 73-69
F. 24	WESTERN KENTUCKY*	W, 82-63
F. 26	at Vanderbilt	W, 74-70
F. 27	vs. ETSU#	L, 53-55

* – Ohio Valley Game
+ – MTSU Tipoff Tournament, Murfreesboro, Tenn.
$ – MUW Christmas Tournament, Columbus, Miss.
# – TCWSF State Tournament, Knoxville, Tenn.

1979-80 (OHIO VALLEY CHAMPIONS)
Coach: Larry Joe Inman
Record: 23-10/10-1 Ohio Valley

N. 13	at Belmont	W, 73-70
N. 24	at Vanderbilt	W, 67-66
N. 26	TENNESSEE (4)	L, 48-63
D. 3	WESTERN KENTUCKY%	W, 54-49
D. 4	MOREHEAD STATE%	L, 51-58
D. 8	BELMONT	W , 60-55
D. 13	vs. Mississippi+	W, 69-63
D. 14	vs. Tennessee Tech+ (19)	L, 68-71 (OT)
D. 15	vs. Central Missouri+	L, 70-72
D. 17	at Southern Miss	L, 65-77
J. 4	at Northern Kentucky$	L, 69-70
J. 5	vs. Miami (Ohio)$	W, 73-49
J. 7	at ETSU	W, 71-59
J. 10	TENNESSEE TECH*	W, 72-57
J. 14	at Tennessee State	W, 84-52
J. 17	AUSTIN PEAY*	W, 72-48
J. 19	at Murray State*	W, 80-62
J. 21	at Chattanooga	W, 77-76
J. 24	WESTERN KENTUCKY*	W, 60-46
J. 26	at Morehead State*	W, 70-61
J. 31	EASTERN KENTUCKY*	W, 70-54
F. 2	UT-MARTIN	W, 63-49
F. 4	TENNESSEE STATE	W, 69-55
F. 7	at Tennessee Tech*	L, 69-72
F. 9	at Memphis	W, 68-63
F. 12	CHATTANOOGA	L, 57-61 (OT)
F. 14	MURRAY STATE*	W, 76-60
F. 16	at Austin Peay*	W, 67-59
F. 21	at Western Kentucky*	W, 56-53
F. 23	at Eastern Kentucky*	W, 56-54
F. 28	vs. Vanderbilt#	W, 76-57
F. 29	at Tennessee Tech# (20)	L, 70-72
M. 1	vs. Chattanooga#	L, 62-84

* – Ohio Valley Game
% – Ohio Valley Tipoff Tournament, Murfreesboro, Tenn.
+ – MUW Christmas Tournament, Columbus, Miss.
$ – Northern Kentucky Invitational, Highland Heights, Ky.
# – TCWSF State Tournament, Cookeville, Tenn.

1980-81
Coach: Larry Joe Inman
Record: 16-13/6-3 Ohio Valley

D. 1	BELMONT	W, 77-55
D. 6	VANDERBILT	L, 88-89
D. 8	TENNESSEE STATE	W, 84-67
D. 18	vs. Clemson! (16)	L, 63-66
D. 19	vs. South Alabama!	L, 50-51
D. 20	at Mississippi University for Women!	W, 89-71
D. 28	vs. Jackson State$	L, 62-82
D. 29	vs. Miami (Ohio)$	W, 78-57
D. 30	at Miami (Fla.)$	L, 74-80
J. 3	MOREHEAD STATE*	W, 73-68
J. 8	at Tennessee Tech*	W, 76-66
J. 12	ETSU	W, 74-72
J. 15	at Austin Peay*	W, 89-67
J. 17	at Murray State*	L, 72-73
J. 19	at Tennessee State	W, 80-65
J. 22	at Western Kentucky	L, 76-77
J. 24	CHATTANOOGA	L, 71-80
J. 26	MEMPHIS	L, 61-79
J. 31	at Eastern Kentucky*	W, 79-51
F. 2	at Chattanooga	L, 86-91
F. 5	TENNESSEE TECH*	W, 81-78
F. 7	at Belmont	W, 78-70
F. 12	MURRAY STATE*	W, 75-74
F. 14	AUSTIN PEAY*	W, 74-65
F. 16	at UT-Martin	W, 75-62
F. 19	WESTERN KENTUCKY	L, 88-94
F. 26	at Memphis#	W, 70-66
F. 27	vs. Tennessee# (4)	L, 47-66
F. 28	vs. Tennessee Tech#	L, 79-87

* – Ohio Valley Game
! – MUW Christmas Invitational, Columbus, Miss.
$ – Hurricane Classic, Miami, Fla.
# – TCWSF State Tournament, Memphis, Tenn.

1981-82
Coach: Larry Joe Inman
Record: 20-5/9-3 Ohio Valley

N. 23	at Lipscomb	W, 95-60
N. 30	at Belmont	W, 78-72
D. 5	TENNESSEE STATE	W, 53-43
D. 10	at Morehead State*	W, 67-64
D. 12	at Eastern Kentucky*	W, 77-72
D. 19	TENNESSEE TECH*	L, 67-81
J. 8	at Mississippi+	L, 66-67
J. 9	vs. South Alabama+	W, 72-55
J. 14	at Western Kentucky*	L, 63-67
J. 16	at Tennessee State	W, 71-66
J. 18	at Chattanooga	W, 82-72
J. 21	MURRAY STATE*	W, 90-67
J. 23	AUSTIN PEAY*	W, 85-73
J. 25	BELMONT	W, 92-65
J. 30	at Tennessee Tech*	L, 68-74
F. 3	at Vanderbilt	W, 76-71
F. 6	NORTH ALABAMA	W, 93-70
F. 9	CHATTANOOGA	W, 90-64
F. 13	WESTERN KENTUCKY*	W, 69-62
F. 18	at Murray State*	W, 79-74
F. 20	at Austin Peay	W, 68-64
F. 22	at North Alabama	W, 81-53
F. 25	MOREHEAD STATE*	W, 86-57
F. 27	EASTERN KENTUCKY*	W, 62-55
M. 3	vs. Morehead State#	L, 62-66

* – Ohio Valley Game
+ – Dial Classic, Oxford, Miss.
# – Ohio Valley Championships, Cookeville, Tenn.

1982-83 (OHIO VALLEY CHAMPIONS)
Coach: Larry Joe Inman
Record: 26-5/10-0 Ohio Valley

N. 26	TENNESSEE STATE	W, 88-67
D. 3	at Southern	W, 87-78
D. 4	at LSU	L, 65-67
D. 8	WESTERN KENTUCKY	W, 71-64
D. 13	LIPSCOMB	W, 83-61
D. 17	at Morehead State*	W, 66-51
D. 18	at Eastern Kentucky*	W, 72-69 (OT)
J. 3	CHATTANOOGA	L, 67-74
J. 6	at Kentucky (5)	L, 68-73
J. 8	at Belmont	W, 91-72
J. 15	at Tennessee Tech*	W, 74-72
J. 19	at Vanderbilt	W, 86-81
J. 22	at Murray State*	W, 75-68
J. 24	at UT-Martin	W, 75-68

J. 28	AUSTIN PEAY*	W, 74-52
J. 29	BELMONT	W , 80-60
F. 1	at Tennessee State	W, 77-68
F. 4	vs. Mississippi State+	W, 79-76 (OT)
F. 5	at Arkansas+	L, 72-73
F. 12	TENNESSEE TECH*	W, 95-77
F. 16	VANDERBILT	W, 73-66 (OT)
F. 19	MURRAY STATE*	W, 96-68
F. 21	UT-MARTIN	W, 86-65
F. 26	at Austin Peay*	W, 87-73
M. 1	at Chattanooga	W, 94-79
M. 4	MOREHEAD STATE*	W, 81-53
M. 5	at Eastern Kentucky*	W, 73-66
M. 9	vs. Murray State#	W, 84-73
M. 10	vs. Morehead State#	W, 74-61
M. 15	at Jackson State&	W, 64-61
M. 17	at Louisiana Tech% (1)	L, 59-91

* – Ohio Valley Game
+ – Lady Razorback Invitational, Fayetteville, Ark.
# – Ohio Valley Championships, Cookeville, Tenn.
& – NCAA Tournament, Jackson, Miss.
% – NCAA Tournament, Ruston, La.

1983-84 (OHIO VALLEY CHAMPIONS)
Coach: Larry Joe Inman
Record: 19-10/12-2 Ohio Valley

N. 26	at Florida State	L, 67-75
N. 28	BELMONT	W, 87-40
D. 8	CHATTANOOGA	L, 63-65
D. 16	vs. Union (Tenn.)+	W, 74-62
D. 17	at Mississippi+ (8)	L, 72-84
D. 30	at Western Kentucky	L, 69-72
J. 5	at Chattanooga	L, 59-73
J. 7	at Tennessee Tech*	W, 70-66
J. 9	at Kentucky	W, 74-68
J. 12	at Morehead State*	L, 53-56
J. 14	at Eastern Kentucky*	L, 46-49
J. 17	VANDERBILT	L, 60-66
J. 19	YOUNGSTOWN STATE*	W, 87-59
J. 21	AKRON*	W, 89-48
J. 23	UT-MARTIN	W, 76-55
J. 26	AUSTIN PEAY*	W, 84-76 (OT)
J. 27	MURRAY STATE*	W, 100-59
J. 31	at Vanderbilt	L, 67-83
F. 7	at UT-Martin	W, 86-79
F. 9	at Austin Peay*	W, 87-74
F. 11	at Murray State*	W, 84-67
F. 16	MOREHEAD STATE*	W, 68-49
F. 18	EASTERN KENTUCKY*	W, 78-58
F. 23	at Youngstown State*	W, 75-69
F. 25	at Akron*	W, 78-54
M. 3	TENNESSEE TECH*	W, 85-64
M. 6	MOREHEAD STATE#	W, 65-47
M. 7	TENNESSEE TECH#	W, 71-64
M. 14	at Tennessee& (15)	L, 52-70

* – Ohio Valley Game
+ – Dial Classic, Oxford, Miss.
# – Ohio Valley Championships, Murfreesboro, Tenn.
& – NCAA Tournament, Knoxville, Tenn.

1984-85 (OHIO VALLEY CHAMPIONS)
Coach: Larry Joe Inman
Record: 23-7/13-1 Ohio Valley

N. 23	GEORGIA (1/NA)	L, 73-84
N. 26	at Chattanooga	L, 78-83
D. 3	at Belmont	W, 105-60
D. 8	at Evansville	W, 91-68
D. 17	ETSU	W, 82-57
D. 28	vs. West Virginia+	W, 93-67
D. 29	at Cincinnati+	L, 91-98
J. 7	TENNESSEE TECH*	W, 62-58
J. 10	at UT-Martin	W, 95-55
J. 12	MOREHEAD STATE*	W, 80-69
J. 14	EASTERN KENTUCKY*	W, 77-69
J. 16	CHATTANOOGA	W, 95-60
J. 19	at Youngstown State*	W, 91-81 (OT)
J. 21	at Akron*	W, 68-48
J. 26	at Austin Peay*	W, 80-58
J. 28	at Murray State*	W, 77-66
J. 31	MISSISSIPPI (7/7)	L, 66-77
F. 6	at Louisiana Tech (6/5)	L, 62-86
F. 9	AUSTIN PEAY*	W, 86-75
F. 11	MURRAY STATE*	W, 87-69
F. 14	UT-MARTIN	W, 80-64
F. 16	at Morehead State*	W, 86-72
F. 18	at Eastern Kentucky*	W, 67-63
F. 21	at Tennessee Tech* (19/NA)	L, 86-92 (OT)
F. 23	YOUNGSTOWN STATE*	W, 87-74
F. 25	AKRON*	W, 108-45,
F. 28	ETSU	W, 65-59
M. 4	AUSTIN PEAY#	W, 82-77
M. 5	TENNESSEE TECH#	W, 67-61
M. 17 nr/25	at Western Kentucky& (14/14)	L, 83-90

* – Ohio Valley Game
+ – Communiplex Classic, Cincinnati, Ohio
# – Ohio Valley Championships, Murfreesboro, Tenn.
& – NCAA Tournament, Bowling Green, Ky.

1985-86 (OHIO VALLEY CHAMPIONS)
Coach: Larry Joe Inman
Record: 20-10/13-1 Ohio Valley

N. 25	vs. Oklahoma+ (NA/23)	L, 75-83
N. 26	vs. South Alabama+	L, 63-79
N. 29	vs. Clemson$	W, 90-88
N. 30	at Kentucky$	L, 77-85
D. 2	at Georgia (2/2)	L, 58-108
D. 4	at Auburn (12/10)	L, 59-71
D. 7	CHATTANOOGA	W, 93-68
D. 9	at Western Kentucky (9/8)	L, 78-103
D. 11	EVANSVILLE	W, 106-71
D. 21	at Mississippi (8/10)	L, 80-95
J. 4	BELMONT	W, 93-47
J. 6	at Tennessee Tech*	L, 58-77
J. 11	MURRAY STATE*	W, 102-68
J. 13	AUSTIN PEAY*	W, 72-66
J. 18	at Morehead State*	W, 74-64
J. 20	at Eastern Kentucky*	W, 87-78
J. 25	YOUNGSTOWN STATE*	W, 97-72
J. 27	AKRON*	W, 76-58
F. 1	at Chattanooga	L, 72-83
F. 3	TENNESSEE TECH*	W, 72-69
F. 8	at Akron*	W, 79-47
F. 10	at Youngstown State*	W, 77-67
F. 15	at Austin Peay*	W, 77-68
F. 17	at Murray State*	W, 87-81
F. 22	EASTERN KENTUCKY*	W, 99-85
F. 24	MOREHEAD STATE*	W, 71-57
M. 5	MOREHEAD STATE#	W, 85-72
M. 6	TENNESSEE TECH#	W, 66-63
M. 12	at South Carolina&	W, 78-77 (OT)
M. 16	at LSU% (9/8)	L, 65-78

* – OVC game; # – Ohio Valley Championships, Murfreesboro, Tenn.
+ – Bowling Green Bank Invitational, Bowling Green, Ky.
$ – Lady Kat Dial Classic, Lexington, Ky.
& – NCAA Tournament, Columbia, S.C.
% – NCAA Tournament, Baton Rouge, La.

1986-87 (OHIO VALLEY Co-CHAMPS)
Coach: Jim Davis
Record: 19-8/12-2 Ohio Valley

N. 28	vs. Northern Kentucky+	W, 70-69
N. 29	vs. Wisconsin+	W, 69-56
D. 2	WESTERN KENTUCKY (12/10)	L, 71-78
D. 11	CUMBERLAND (TENN.)	W, 87-54
D. 14	AUBURN (4/4)	L, 62-84
D. 20	KENTUCKY	L, 68-79
D. 27	vs. Quinnipiac$	W, 89-59
D. 28	at Maine$	L, 67-75
J. 3	MISSISSIPPI (10/10)	L, 63-95
J. 5	at Tennessee Tech*	L, 74-78
J. 10	at Murray State*	L, 66-72
J. 12	at Austin Peay*	W, 92-68
J. 17	MOREHEAD STATE*	W, 90-73
J. 19	EASTERN KENTUCKY*	W, 84-62
J. 24	at Youngstown State*	W, 93-82
J. 26	at Akron*	W, 74-57
J. 31	at Tennessee State	W, 91-56
F. 2	TENNESSEE TECH*	W , 94-85
F. 7	AKRON*	W, 96-57
F. 9	YOUNGSTOWN STATE*	W, 76-55
F. 14	AUSTIN PEAY*	W, 89-58
F. 16	MURRAY STATE*	W, 101-83
F. 21	at Eastern Kentucky*	W, 104-63
F. 23	at Morehead State*	W, 91-61
F. 26	TENNESSEE STATE	W, 111-64
M. 4	vs. Murray State#	W, 72-64
M. 5	at Tennessee Tech#	L, 67-71

* – Ohio Valley Game
+ – Communiplex Classic, Cincinnati, Ohio
$ – Maine Holiday Classic, Orono, Maine
# – Ohio Valley Championships, Cookeville, Tenn.

1987-88 (OHIO VALLEY CHAMPIONS)
Coach: Lewis Bivens
Record: 22-8/12-2 Ohio Valley

N. 27	at Georgia State+	W, 101-80
N. 28	vs. Mississippi State+	W, 57-56
D. 4	vs. Central Michigan&	W, 64-56
D. 5	at Indiana&	W, 65-59
D. 9	at Western Kentucky (11/11)	L, 51-83
D. 17	at Mississippi (7/7)	L, 63-77
J. 2	LIPSCOMB	W, 92-68
J. 4	KENNESAW STATE	W, 83-66
J. 6	at Vanderbilt (18/17)	L, 67-70
J. 9	TENNESSEE TECH*	W, 63-55
J. 13	ALABAMA-HUNTSVILLE	W, 92-45
J. 16	at Youngstown State*	W, 74-73
J. 23	MURRAY STATE*	W, 74-70
J. 25	AUSTIN PEAY*	W, 85-58
J. 30	at Morehead State*	W, 72-66
F. 1	at Eastern Kentucky*	W, 87-63
F. 3	at Alabama-Huntsville	W, 105-32
F. 5	at Tennessee State*	W, 90-72
F. 8	at Alabama	L, 58-97
F. 13	EASTERN KENTUCKY*	W, 84-75
F. 15	MOREHEAD STATE*	W, 86-69
F. 20	TENNESSEE STATE*	W, 91-61
F. 22	YOUNGSTOWN STATE*	W, 80-78
F. 25	at Kentucky	L, 68-76
F. 27	at Austin Peay*	W, 84-67
F. 29	at Murray State*	L, 60-82
M. 3	at Tennessee Tech*	L, 79-83
M. 9	MOREHEAD STATE#^	W, 83-56
M. 10	TENNESSEE TECH#^	W, 79-62
M. 16	at Kansas&	
L, 75-81		

* – Ohio Valley Game
+ – Georgia State Invitational, Atlanta, Ga.
& – Indiana Classic, Bloomington, Ind.
# – Ohio Valley Championships, Murfreesboro, Tenn.
^ – Played in Alumni Gym
& – NCAA Tournament, Lawrence, Kan.

1988-89 (OHIO VALLEY CHAMPIONS)
Coach: Lewis Bivens
Record: 21-6/10-2 Ohio Valley

N. 29	at Chattanooga	W, 78-67
D. 2	MISSISSIPPI COLLEGE+	W, 93-53
D. 3	CLEMSON+ (NA/24)	W, 69-64
D. 6	VANDERBILT	W, 81-73
D. 8	at Lipscomb	W, 92-77
D. 16	vs. UT-Arlington&	W, 73-62
D. 17	vs. TCU&	W, 70-53
D. 28 nr/25	vs. Siena$	W , 103-62
D. 29 nr/25	at Wagner$	L, 75-80 (OT)
J. 8	KENTUCKY	L, 66-68
J. 9	TENNESSEE STATE*	W, 81-53
J. 13	at UNC Asheville	W, 88-50
J. 14	at ETSU	W, 93-61
J. 16	at Tennessee Tech*	L, 65-74
J. 21	EASTERN KENTUCKY*	L, 65-84
J. 23	MOREHEAD STATE*	W, 68-64
J. 28	at Austin Peay*	W, 88-66
J. 30	at Murray State*	W, 71-68
F. 4	at Tennessee State*	W, 81-61
F. 7	WESTERN KENTUCKY	L, 64-77
F. 11	MURRAY STATE*	W, 93-78
F. 13	AUSTIN PEAY*	W, 107-73
F. 15	CHATTANOOGA	W, 82-61
F. 18	at Morehead State*	W, 77-72
F. 20	at Eastern Kentucky*	W, 81-75
F. 25	TENNESSEE TECH*	W, 73-65
M. 6	MURRAY STATE#	L, 66-73

* – Ohio Valley Game
+ – Shoney's Inn Classic, Murfreesboro, Tenn.
& – Midwest Roundball Classic, Tulsa, Okla.
$ – Wagner Holiday Tournament, New York, N.Y.
# – Ohio Valley Championships, Murfreesboro, Tenn.

1989-90
Coach: Lewis Bivens
Record: 11-17/7-5 Ohio Valley

N. 24	vs. Texas Tech+	L , 61-76
N. 25	vs. Bucknell+	W, 94-68
N. 26	vs. San Francisco+	L, 57-82
N. 28	LIPSCOMB	W, 95-87
D. 1	vs. Eastern Illinois&	L, 68-90
D. 2	vs. Portland State&	L, 64-69

D. 10	GEORGIA (4/4)	L, 89-95
D. 16	ETSU	L, 59-71
D. 18	CHATTANOOGA	L, 83-89
J. 4	at Chattanooga	L, 71-76
J. 8	TENNESSEE TECH* (19/19)	L, 49-71
J. 12	USF	W, 79-64
J. 13	UNC ASHEVILLE	W, 90-61
J. 15	at Tennessee State*	L, 74-77
J. 20	MURRAY STATE*	L, 61-79
J. 22	AUSTIN PEAY *	W, 85-47
J. 27	at Morehead State*	W, 71-60
J. 29	at Eastern Kentucky*	W, 79-74
F. 3	at Tennessee Tech* (20/20)	L, 69-79
F. 10	EASTERN KENTUCKY*	L, 69-72
F. 12	MOREHEAD STATE*	W, 85-78
F. 15	at Vanderbilt	L, 70-88
F. 17	at Austin Peay*	W, 98-69
F. 19	at Murray State*	W, 71-65
F. 24	TENNESSEE STATE*	W, 67-53
F. 27	at Kentucky	L, 56-72
F. 28	at Western Kentucky	L, 64-80
M. 5	vs. Murray State#	L, 74-82

* – Ohio Valley Game
+ – Nevada Tourney, Reno, Nev.
& – Illini Classic, Champaign, Ill.
# – Ohio Valley Championships, Cookeville, Tenn.

1990-91
Coach: Lewis Bivens
Record: 14-14/8-4 Ohio Valley

N. 23	vs. UAB&	L, 68-76
N. 24	at Georgia State&	W, 98-94
N. 30	vs. Wichita State+	W, 63-44
D. 1	at Arkansas State+	L, 60-71
D. 4	at Lipscomb	W, 79-64
D. 6	MISSISSIPPI STATE	W, 69-49
D. 8	GEORGIA (4/4)	L, 62-80
D. 13	CUMBERLAND (TENN.)	W, 74-52
D. 17	CHATTANOOGA	L, 64-76
J. 2	vs. Mississippi$ (12/12)	L, 59-78
J. 3	vs. Oklahoma State$ (24/23)	L, 70-88
J. 4	vs. Brown$	L, 65-79
J. 9	at Chattanooga	L, 73-81
J. 12	AUSTIN PEAY*	W, 87-66
J. 14	MURRAY STATE*	W, 95-72
J. 19	at Eastern Kentucky*	L, 52-69
J. 21	at Morehead State*	W, 90-47
J. 26	TENNESSEE TECH*	L, 58-64
J. 28	TENNESSEE STATE*	W, 77-67
F. 6	VANDERBILT	L, 66-79
F. 9	at Tennessee State*	W, 63-62
F. 11	at Tennessee Tech*	L, 70-86
F. 16	MOREHEAD STATE*	W, 67-63
F. 18	EASTERN KENTUCKY*	W, 81-80
F. 23	at Murray State*	L, 81-91
F. 25	at Austin Peay*	W, 67-58
M. 4	vs. Eastern Kentucky#	W, 93-84
M. 5	at Tennessee Tech#	L, 59-84

* – Ohio Valley Game
& – Georgia State Tourney, Atlanta, Ga.
+ – Pizza Inn Classic, Jonesboro, Ark.
$ – FIU Fun & Sun Classic, Miami, Fla.
# – Ohio Valley Championships, Cookeville, Tenn.

1991-92
Coach: Lewis Bivens
Record: 19-9/10-4 Ohio Valley

N. 24	GEORGIA STATE	W, 84-61
N. 26	CHATTANOOGA	W, 84-59
D. 6	WESTERN CAROLINA+	W, 76-65
D. 7	ALABAMA+	L, 69-101
D. 13	vs. San Jose State&	W, 88-54
D. 14	at San Francisco&	L, 54-70
D. 19	vs. Houston$ (16/15)	L, 85-99
D. 20	vs. Jackson State$	W, 76-68
J. 4	at Murray State*	L, 69-72
J. 6	at Chattanooga	W, 71-67
J. 11	SOUTHEAST MISSOURI*	W, 81-57
J. 13	AUSTIN PEAY*	W, 107-60
J. 16	at UT-Martin	W, 90-69
J. 18	at Tennessee State*	W, 94-68
J. 20	at Tennessee Tech*	L, 80-86
J. 22	ORAL ROBERTS	W, 83-76
J. 25	MOREHEAD STATE*	W, 83-69
J. 27	EASTERN KENTUCKY*	W, 69-59
J. 30	at Vanderbilt (11/11)	L, 61-90
F. 1	MURRAY STATE*	W, 88-80
F. 3	UT-MARTIN	W, 110-66
F. 8	at Eastern Kentucky*	L, 75-82
F. 10	at Morehead State*	W, 81-76 (OT)
F. 15	TENNESSEE TECH*	L, 92-93 (OT)
F. 17	TENNESSEE STATE*	W, 99-69
F. 22	at Austin Peay*	W, 68-57
F. 24	at Southeast Missouri*	W, 82-67
M. 9	vs. Eastern Kentucky#	L, 67-72

* – Ohio Valley Game
+ – Garden Plaza Classic, Murfreesboro, Tenn.
& – USF Classic, San Francisco, Calif.
$ – Shoney's Classic, Tuscaloosa, Ala.
# – Ohio Valley Championships, Cookeville, Tenn.

1992-93
Coach: Lewis Bivens
Record: 21-7/13-3 Ohio Valley

D. 1	at Memphis	W, 83-70
D. 6	at Georgia (18/15)	L, 65-80
D. 9	at Chattanooga	W, 79-73
D. 11	TROY+	W, 88-65
D. 12	LOUISVILLE+	L, 70-71
D. 16	CHATTANOOGA	W, 84-72
D. 28	vs. Yale&	W, 66-50
D. 29	at Wagner&	W, 73-53
J. 9	MOREHEAD STATE*	W, 79-49
J. 11	EASTERN KENTUCKY*	W, 76-62
J. 13	TENNESSEE STATE*	L, 72-78
J. 15	WESTERN KENTUCKY	L, 77-97
J. 18	at UT-Martin*	W, 76-54
J. 23	at Tennessee Tech*	L, 72-91
J. 27	AUSTIN PEAY*	W, 91-70
J. 30	at Southeast Missouri*	W, 65-58
F. 1	at Murray State*	W, 96-63
F. 8	UT-MARTIN*	W, 81-73
F. 11	at Tennessee State*	W, 105-103 (2OT)
F. 15	TENNESSEE TECH*	W, 77-71
F. 20	at Morehead State*	L, 73-85
F. 22	at Eastern Kentucky*	W, 80-66
F. 25	at Austin Peay*	W, 100-71
F. 27	SOUTHEAST MISSOURI*	W, 75-65
M. 1	MURRAY STATE*	W, 79-56
M. 2	SOUTHERN INDIANA	W, 89-77
M. 8	vs. Eastern Kentucky#	W, 87-74
M. 9	at Tennessee Tech#	L, 73-80

* – Ohio Valley Game
+ – Garden Plaza Classic, Murfreesboro, Tenn.
& – Wagner Holiday Tournament, New York, N.Y.
# – Ohio Valley Tournament, Cookeville, Tenn.

1993-94
Coach: Lewis Bivens
Record: 21-7/11-5 Ohio Valley

N. 28	FLORIDA STATE	W, 66-43
D. 1	CHATTANOOGA	W, 89-52
D. 3	vs. Oregon+	W, 79-74
D. 4	at UT-Arlington+	W, 87-66
D. 10	ORAL ROBERTS&	W, 81-55
D. 11	SOUTHERN INDIANA&	W, 94-72
D. 21	at Chattanooga	L, 56-63
D. 30	at UMKC	W, 73-68
J. 3	at UT-Martin*	W, 83-65
J. 5	MEMPHIS^	W, 74-72
J. 12	AUSTIN PEAY*	W, 82-62
J. 15	at Murray State*	W, 80-69
J. 17	at Southeast Missouri*	W, 70-67
J. 19	TENNESSEE STATE*	L, 59-68
J. 22	at Eastern Kentucky*	W, 72-66
J. 24	at Morehead State*	W, 88-71
J. 29	TENNESSEE TECH*	W, 74-70
J. 31	UT-MARTIN*	W, 84-60
F. 5	at Tennessee State*	L, 80-86
F. 9	MURRAY STATE*	L, 76-79
F. 14	SOUTHEAST MISSOURI*	L, 64-68
F. 17	at Tennessee Tech*	L, 74-83
F. 19	at Troy	W, 71-59
F. 23	at Austin Peay*	W, 67-62
F. 26	MOREHEAD STATE*	W, 83-60
F. 28	EASTERN KENTUCKY*	W, 89-71
M. 5	vs. Southeast Missouri#	W, 71-70
M. 6	vs. Tennessee State#	L, 66-88

* – Ohio Valley Game; + – UTA/Marriott Classic, Arlington, Texas
& – Garden Plaza Classic, Murfreesboro, Tenn.
^ – Played in Alumni Gym
# – Ohio Valley Championships, Nashville, Tenn.

1994-95 (OHIO VALLEY Co-CHAMPS)
Coach: Lewis Bivens
Record: 19-9/12-4 Ohio Valley

N. 27	GEORGIA+ (18/21)	L, 71-95
D. 3	at Jackson State	L, 78-85
D. 9	BELMONT	W, 82-72
D. 10	JACKSON STATE	W, 75-73
D. 20	at Alabama (5/7)	L, 70-99
D. 29	vs. Mississippi& (16/18)	L, 56-103
D. 30	vs. Fairleigh Dickinson&	W, 108-71
D. 31	vs. Appalachian State&	W, 73-65
J. 5	UT-MARTIN*^	W, 105-96
J. 7	CHATTANOOGA^	W, 84-51
J. 12	at Austin Peay*	W, 81-71
J. 14	MURRAY STATE*	W, 105-60
J. 16	SOUTHEAST MISSOURI*	W, 73-64
J. 18	at Tennessee State*	L, 56-68
J. 21	EASTERN KENTUCKY*	W, 91-61
J. 23	MOREHEAD STATE*	W, 84-70
J. 28	TENNESSEE TECH*	L, 48-69
J. 30	at UT-Martin*	W, 95-89
F. 6	at Chattanooga	W, 94-74
F. 9	at Tennessee Tech*	W, 66-63
F. 11	at Southeast Missouri*	W, 78-67
F. 13	at Murray State*	W, 77-74
F. 18	TENNESSEE STATE*	L, 70-76
F. 20	AUSTIN PEAY*	W, 87-64
F. 25	at Morehead State*	W, 95-68
F. 26	at Eastern Kentucky*	L, 72-83
M. 4	vs. Austin Peay#	W, 73-56
M. 5	vs. Tennessee State#	L, 71-83

* – Ohio Valley Game
+ – Sports Belle Classic, Murfreesboro, Tenn
& – Sun Bank/UCF Holiday Classic, Orlando, Fla.
^ – Game played in Alumni Gym
# – Ohio Valley Tournament, Nashville, Tenn.

1995-96 (OHIO VALLEY Co-CHAMPS)
Coach: Lewis Bivens
Record: 24-6/13-3 Ohio Valley

N. 24	MISSISSIPPI+ (20/23)	W, 88-86
N. 26	SOUTHERN ILLINOIS	W, 66-48
D. 2	vs. Houston&	W, 76-69
D. 3	vs. Radford&	W, 84-73
D. 8	BELMONT$	W, 63-44
D. 9	ALABAMA$ (20/19)	L, 53-68
D. 15	vs. Georgia Southern^	W, 101-90
D. 16	at Georgia State^	W, 80-64
D. 31	at ETSU	W, 79-68
J. 2	CHATTANOOGA	W, 87-60
J. 6	AUSTIN PEAY*	W, 72-56
J. 11	at Tennessee Tech*	W, 88-57
J. 13	SOUTHEAST MISSOURI*	W, 78-64
J. 16	TENNESSEE STATE*	W, 70-52
J. 20	at Morehead State*	W, 108-74
J. 21	at Eastern Kentucky*	W, 74-55
J. 27	UT-MARTIN*	W, 96-78
J. 29	MURRAY STATE*	W, 68-51
F. 3	at Austin Peay*	L, 67-81
F. 10	at Tennessee State*	W, 73-60
F. 12	at Southeast Missouri*	L, 81-82
F. 15	TENNESSEE TECH*	W, 75-64
F. 17	EASTERN KENTUCKY*	W, 80-67
F. 19	MOREHEAD STATE*	W, 108-75
F. 24	at Murray State*	L, 67-74
F. 26	at UT-Martin*	W, 76-70
M. 2	vs. Morehead State#	W, 99-73
M. 3	vs. Murray State#	W, 70-63
M. 4	vs. Austin Peay#	L, 60-69
M. 16	at Kansas! (20/22)	L, 57-72

* – Ohio Valley Game
+ – Sports Belle Classic, Murfreesboro, Tenn
& – Pepperdine Tournament, Malibu, Calif.
$ – Garden Plaza Classic, Murfreesboro, Tenn.
^ – Georgia State Tournament, Atlanta, Ga.
# – Ohio Valley Championships, Nashville, Tenn.
! – NCAA East Regional, Lawrence, Kan.

1996-97
Coach: Lewis Bivens
Record: 10-20/7-11 Ohio Valley

N. 22	at Mississippi	L, 60-94
N. 25	MEMPHIS	L, 65-77
D. 1	GEORGIA (2/2)	L, 70-89
D. 7	at Chattanooga	W, 56-51
D. 15	at Southern Illinois	L, 72-91

D. 17	MURRAY STATE*	W, 84-68
D. 20	vs. Missouri+	L, 55-61
D. 21	vs. West Virginia+	L, 60-77
D. 23	at Hawai'i+	L, 63-82
J. 2	ETSU	W, 92-81
J. 4	at Eastern Kentucky*	L, 73-91
J. 6	at Morehead State*	W, 84-58
J. 8	TENNESSEE STATE*	W, 64-61
J. 11	TENNESSEE TECH*	L, 61-71
J. 15	at Furman	L, 86-95 (3OT)
J. 18	SOUTHEAST MISSOURI*	L, 73-74 (OT)
J. 19	EASTERN ILLINOIS*	L, 59-69
J. 23	at Austin Peay*	L, 66-70 (OT)
J. 25	at Murray State*	L, 61-72
J. 27	at UT-Martin*	W, 76-36
F. 1	MOREHEAD STATE*	L, 78-81
F. 2	EASTERN KENTUCKY*	L, 61-70
F. 5	AUSTIN PEAY*	L, 62-66
F. 8	at Tennessee Tech*	W, 71-65
F. 13	at Tennessee State*	L, 79-82
F. 15	at Eastern Illinois*	L, 75-85
F. 17	at Southeast Missouri*	W, 78-63
F. 22	UT-MARTIN*	W, 68-50
F. 25	vs. Austin Peay#	W, 60-59
F. 28	vs. Tennessee Tech#	L, 56-59

* – Ohio Valley Game
+ – Paradise Classic, Honolulu, Hawai'i
# – Ohio Valley Tournament, Nashville, Tenn.

1997-98 (OHIO VALLEY CHAMPIONS)
Coach: Stephany Smith
Record: 18-12/11-7 Ohio Valley

N. 15	MISSISSIPPI	L, 60-61
N. 20	vs. Belmont!	W, 65-60
N. 22	at Cincinnati	L, 61-81
N. 29	MONTEVALLO	W, 87-67
D. 5	vs. Xavier&	L, 62-78
D. 6	at UNLV&	W, 85-82 (OT)
D. 14	at Memphis	L, 75-102
D. 29	UAB	W, 65-41
J. 3	MURRAY STATE*	W, 67-56
J. 5	UT-MARTIN*	L, 32-57
J. 7	at Tennessee Tech*	W, 59-56
J. 10	at Southeast Missouri*	W, 89-71
J. 12	at Eastern Illinois*	L, 53-66
J. 14	TENNESSEE TECH*	L, 55-74
J. 17	TENNESSEE STATE*	W, 76-74
J. 19	AUSTIN PEAY*	W, 66-43
J. 24	at Morehead State*	W, 99-77
J. 26	at Eastern Kentucky*	L, 79-80 (OT)
J. 31	at UT-Martin*	L, 71-83
F. 2	at Murray State*	W, 62-49
F. 7	SOUTHEAST MISSOURI*	W, 95-67
F. 9	EASTERN ILLINOIS*	W, 79-75
F. 14	at Tennessee State*	W, 80-78
F. 16	at Austin Peay*	L, 65-80
F. 19	EASTERN KENTUCKY*	L, 61-63
F. 21	MOREHEAD STATE*	W, 91-54
F. 24	vs. Eastern Illinois#	W, 73-60
F. 28	vs. Eastern Kentucky#	W, 72-62
M. 1	vs. UT-Martin#	W, 59-58
M. 14	at Duke& (8/9)	L, 67-92

* – Ohio Valley Game
! – Nashville Arena
& – Las Vegas Club Shootout, Las Vegas, Nev.
# – Ohio Valley Championships, Nashville, Tenn.
& – NCAA West Regional, Durham, N.C.

1998-99 (OHIO VALLEY CHAMPIONS)
Coach: Stephany Smith
Record: 18-10/14-4 Ohio Valley

N. 14	ERSKINE	W, 88-46
N. 19	at UAB	W, 73-63
N. 22	FURMAN	W, 81-75
N. 29	at Western Kentucky	L, 62-83
D. 5	TENNESSEE TECH*	W, 74-63
D. 12	at UNC Asheville	W, 77-63
D. 16	AUBURN	L, 53-73
D. 28	vs. Maine^	L, 78-92
D. 29	vs. Furman^	L, 66-83
J. 2	at UT-Martin*	L, 70-90
J. 4	at Murray State*	W, 72-68
J. 7	SOUTHEAST MISSOURI*	W, 82-75
J. 9	EASTERN ILLINOIS*	W, 99-63
J. 12	at Tennessee Tech*	L, 63-85
J. 14	at Tennessee State*	W, 89-50
J. 16	at Austin Peay*	W, 70-59
J. 21	MOREHEAD STATE*	W, 99-72
J. 23	EASTERN KENTUCKY*	W, 94-68
J. 28	UT-MARTIN*	W, 88-71
J. 30	MURRAY STATE*	W, 58-48
F. 4	at Southeast Missouri*	L, 73-76
F. 6	at Eastern Illinois*	L, 77-81
F. 11	TENNESSEE STATE*	W, 81-79
F. 13	AUSTIN PEAY*	W, 69-43
F. 18	at Morehead State*	W, 91-66
F. 20	at Eastern Kentucky*	W, 81-71
F. 23	TENNESSEE STATE#	L, 79-82
M. 11	at Memphis&	L, 61-71

* – Ohio Valley Game
^ – Doubletree Classic, New Orleans, La.
# – Ohio Valley Championships, Murfreesboro, Tenn.
& – Women's NIT, Memphis, Tenn.

1999-2000
Coach: Stephany Smith
Record: 18-11/11-5 Ohio Valley

N. 19	UAB	L, 67-70 (OT)
N. 23	at Auburn (11/12)	L, 51-93
N. 27	MONTEVALLO	W, 85-50
D. 2	EASTERN ILLINOIS	W, 63-48
D. 4	SOUTHEAST MISSOURI	W, 85-81
D. 10	vs. Indiana$	L, 68-81
D. 12	vs. Texas Southern$	W, 76-55
D. 16	at Mississippi	L, 44-76
D. 21	UNC ASHEVILLE	W, 74-61
D. 29	at Cincinnati	L, 54-63
J. 6	at Eastern Kentucky*	L, 70-90
J. 8	at Morehead State*	W, 96-59
J. 15	at Tennessee Tech*	L, 60-77
J. 18	at Eastern Illinois*	W, 73-64
J. 20	AUSTIN PEAY*	L, 68-74
J. 22	TENNESSEE STATE*	W, 84-66
J. 27	at Murray State*	L, 57-76
J. 29	at UT-Martin*	L, 70-73
F. 3	EASTERN KENTUCKY*	W, 82-74
F. 5	MOREHEAD STATE*	W, 80-74
F. 8	at Southeast Missouri*	W, 67-58
F. 12	TENNESSEE TECH*	W, 90-82
F. 17	at Austin Peay*	W, 84-63
F. 19	at Tennessee State*	W, 62-38
F. 22	at Belmont	W, 74-67
F. 24	MURRAY STATE*	W, 76-63
F. 26	UT-Martin*	W, 78-77
F. 29	SOUTHEAST MISSOURI&	W, 76-57
M. 4	vs. Austin Peay#	L, 58-67

* – Ohio Valley Game
$ – Insight.com Bowl Basketball Classic, Tucson, Ariz.
& – Ohio Valley Championships, Murfreesboro, Tenn.
# – Ohio Valley Championships, Nashville, Tenn.

2000-01
Coach: Stephany Smith
Record: 17-13/9-7 Sun Belt

N. 17	TENNESSEE STATE	W, 90-68
N. 21	BELMONT	W, 74-62
N. 28	at UAB	L, 71-76
D. 3	AUSTIN PEAY	W, 91-62
D. 6	at Mississippi	L, 53-72
D. 10	at Tennessee Tech	W, 87-74
D. 15	vs. Xavier$ (19/17)	L, 89-92
D. 17	LIPSCOMB	W, 75-52
D. 21	vs. UNC Greensboro&	W, 69-66
D. 22	at UCF&	W, 71-69
D. 30	at Houston	L, 72-77
J. 4	at Arkansas State*	L, 63-85
J. 6	at North Texas*	L, 72-85
J. 8	UALR*	W, 93-80
J. 11	at FIU*	L, 63-74
J. 13	SOUTH ALABAMA*	L, 71-79
J. 18	at Denver*	L, 57-59
J. 20	at UALR*	W, 77-61
J. 25	LOUISIANA TECH* (8/8)	L, 57-80
J. 27	NEW ORLEANS*	W, 82-51
F. 1	at Western Kentucky*	W, 85-83
F. 3	FIU*	W, 78-63
F. 10	ARKANSAS STATE*	W, 79-67
F. 15	at Louisiana Tech* (8/8)	L, 64-83
F. 17	LOUISIANA*	W, 77-52
F. 22	at New Mexico State*	W, 77-70
F. 24	WESTERN KENTUCKY*	W, 75-70
M. 1	vs. Louisiana#	W, 78-59
M. 3	vs. North Texas#	L, 54-72
M. 14	at Indiana!	L, 63-66

* – Sun Belt Game
$ – Played at Gaylord Entertainment Center, Nashville, Tenn.
& – UCF Classic, Orlando, Fla.
# – Sun Belt Championships, Mobile, Ala.
! – Women's NIT, Bloomington, Ind.

2001-02
Coach: Stephany Smith
Record: 16-13/7-7 Sun Belt

N. 16	at Tennessee State	W, 77-57
N. 20	at Georgia (16/14)	L, 72-77 (OT)
N. 24	CINCINNATI	L, 63-65
N. 27	at Austin Peay	W, 78-69
D. 1	MISSISSIPPI	W, 74-64
D. 5	UT-MARTIN	W, 73-55
D. 9	TENNESSEE TECH	L, 64-68 (OT)
D. 14	at Lipscomb	W, 75-63
D. 17	KANSAS STATE	L, 53-54 (OT)
D. 20	HOUSTON	L, 63-75
D. 23	at Xavier	W, 68-60
D. 29	NEW ORLEANS*	W, 77-54
J. 2	at Memphis	W, 82-80 (OT)
J. 5	FIU*	L, 72-82
J. 10	at New Mexico State*	L, 67-88
J. 12	at Louisiana*	W, 75-63
J. 17	WESTERN KENTUCKY*	L, 66-71
J. 19	NORTH TEXAS*	L, 72-74
J. 24	at Arkansas State*	W, 80-68
J. 26	at UALR*	W, 79-60
J. 29	MORRIS BROWN	W, 90-39
F. 2	at FIU*	L, 55-71
F. 7	ARKANSAS STATE*	W, 79-64
F. 9	UALR*	W, 81-63
F. 14	SOUTH ALABAMA*	W, 71-66
F. 16	at Denver*	L, 66-75
F. 22	at Western Kentucky*	L, 62-66
M. 1	vs. Louisiana#	W, 90-59
M. 3	vs. Denver#	L, 63-78

* – Sun Belt Game
# – Sun Belt Championships, New Orleans, La.

2002-03
Coach: Stephany Smith
Record: 18-12/9-5 Sun Belt

N. 25	at Tennessee Tech	W, 71-59
N. 30	at Cincinnati	L, 59-79
D. 2	ETSU	W, 95-70
D. 6	at Kansas State% (7/7)	L, 61-79
D. 7	vs. Milwaukee%	L, 60-62
D. 14	at South Carolina State	W, 70-57
D. 16	at South Carolina (18/19)	L, 50-65
D. 19	MEMPHIS	W, 89-83
D. 22	LIPSCOMB	W, 61-56
D. 28	TENNESSEE STATE	W, 83-62
D. 30	GEORGIA	L, 43-79
J. 4	WESTERN KENTUCKY*	W, 74-62
J. 6	AUSTIN PEAY	L, 68-78
J. 9	ARKANSAS STATE*	W, 80-63
J. 11	UALR*	W, 68-29
J. 16	at South Alabama*	L, 58-72
J. 18	at New Orleans*	L, 59-65
J. 23	NEW MEXICO STATE*	L, 63-73
J. 25	LOUISIANA*	W, 61-41
J. 28	at Southern Illinois	W, 87-63
F. 1	at FIU*	L, 63-65
F. 6	at North Texas*	W, 70-56
F. 8	DENVER*	W, 67-65
F. 13	at Arkansas State*	W, 71-63
F. 15	at UALR*	W, 69-52
F. 22	FIU*	W, 61-57
M. 1	at Western Kentucky*	L, 73-84
M. 9	vs. New Orleans#	W, 69-55
M. 10	vs. Arkansas State#	W, 65-52
M. 11	at Western Kentucky#	L, 83-86

* – Sun Belt Game
% – Wildcat Classic, Manhattan, Kan.
# – Sun Belt Championships, Bowling Green, Ky

2003-04
Coach: Stephany Smith (SUN BELT CHAMPIONS)
Record: 24-8/10-4 Sun Belt

N. 21	TENNESSEE TECH	W, 65-52
N. 24	SOUTHERN ILLINOIS	W, 76-62
N. 28	vs. Manhattan%	L, 65-70
N. 29	vs. Norfolk State%	W, 80-58
D. 3	at Xavier	W, 67-65
D. 13	at Georgia (10/9)	L, 50-65
D. 15	at Tennessee State	W, 82-63
D. 17	CHICAGO STATE	W, 78-55
D. 20	at Austin Peay	W, 61-46
D. 22	SOUTH CAROLINA STATE	W, 76-54
D. 30	at Lipscomb	W, 68-47
J. 5	HOUSTON	L, 63-67
J. 8	ALABAMA	W, 65-61 (OT)
J. 15	at Arkansas State*	L, 62-69
J. 17	at UALR*	L, 54-68
J. 22	SOUTH ALABAMA*	W, 56-55
J. 24	NEW ORLEANS*	W, 67-47
J. 29	at New Mexico State*	W, 52-51
J. 31	at Louisiana*	W, 72-57
F. 5	WESTERN KENTUCKY*	L, 68-70 (2OT)
F. 7	FIU*	W, 73-47
F. 12	NORTH TEXAS*	W, 64-55
F. 15	at Denver*	W, 68-56
F. 19	ARKANSAS STATE*	W, 70-47
F. 21	UALR*	W, 71-54
F. 26	at Western Kentucky*	L, 71-79
M. 1	at FIU*	W, 63-48
M. 7	vs. North Texas#	W, 81-66
M. 8	vs. Denver#	W, 64-61
M. 9	at Western Kentucky#	W, 79-57
M. 21	vs. North Carolina^ (12/11)	W, 67-62
M. 23	at Notre Dame^	L, 46-59

* – Sun Belt Game
% – FAU Classic, Boca Raton, Fla.
# – Sun Belt Championships, Bowling Green, Ky
^ – NCAA East Regional, South Bend, Ind.

2004-05
Coach: Stephany Smith (SUN BELT CHAMPIONS)
Record: 24-9/11-3 Sun Belt

N. 12	USF%	L, 62-70
N. 19	FLORIDA ATLANTIC	W, 85-63
N. 22	at Alabama	L, 66-80
N. 27	vs. Wisconsin!	W, 77-74
N. 28	at Houston!	L, 56-80
D. 2	at Georgia State	W, 64-49
D. 4	at Georgia Southern	W, 66-54
D. 9	at Tennessee Tech	L, 50-52
D. 18	SOUTH CAROLINA	W, 69-56
D. 21	AUSTIN PEAY	W, 57-55
D. 29	CINCINNATI	W, 64-47
J. 3	SOUTH DAKOTA STATE	L, 56-58
J. 6	XAVIER	W, 64-58
J. 13	UALR*	W, 71-49
J. 15	ARKANSAS STATE*	W, 65-55
J. 20	at New Orleans*	W, 59-51
J. 22	at South Alabama*	W, 63-46
J. 27	LOUISIANA*	W, 53-45
J. 29	NEW MEXICO STATE*	W, 65-41
F. 3	at Western Kentucky*	L, 67-71 (OT)
F. 7	at FIU*	L, 55-66
F. 10	DENVER*	W, 71-45
F. 12	at North Texas*	W, 64-49
F. 17	at UALR*	W, 62-54
F. 19	at Arkansas State*	L, 69-72
F. 24	WESTERN KENTUCKY*	W, 79-55
F. 26	FIU*	W, 67-58
M. 4	vs. New Orleans#	W, 73-30
M. 6	at North Texas#	W, 59-58 (OT)
M. 7	vs. Western Kentucky#	W, 65-61
M. 8	vs. Louisiana#	W, 67-52
M. 19	vs. North Carolina State^ (21/22)	W, 60-58
M. 21	vs. Texas Tech^ (14/14)	L, 69-80

* – Sun Belt Game
% – Preseason WNIT
! – Houston Classic, Houston, Texas
– Sun Belt Championships, Denton, Texas
^ – NCAA Philadelphia Regional, Dallas, Texas

2005-06
Coach: Rick Insell (SUN BELT CHAMPIONS)
Record: 20-11/10-4 Sun Belt

N. 18	at Chattanooga	L, 66-76
N. 22	HOUSTON	W, 62-35
N. 25	GEORGIA SOUTHERN	W, 80-58
N. 26	EASTERN KENTUCKY	W, 77-66
N. 30	GEORGIA (17/17)	L, 72-90
D. 2	at South Dakota State	W, 79-72
D. 4	at North Dakota State	L, 58-65
D. 8	GEORGIA STATE	W, 69-51
D. 18	vs. Penn State!	W, 79-65
D. 19	at UAB!	L, 69-71
D. 21	TENNESSEE TECH	W, 74-46
D. 28	at Austin Peay	L, 69-71
J. 2	at Virginia	L, 63-79
J. 8	WESTERN KENTUCKY*	W, 68-63
J. 12	at Arkansas State*	W, 66-65
J. 14	at UALR*	L, 53-58
J. 19	at South Alabama*	W, 59-58
J. 21	TROY*	W, 91-60
J. 26	LOUISIANA*	W, 69-68
J. 28	at New Orleans*	W, 90-41
F. 2	FIU*	W, 70-65
F. 8	at North Texas*	L, 64-69
F. 11	DENVER*	W, 77-56
F. 16	ARKANSAS STATE*	W, 95-59
F. 18	UALR*	W, 65-58
F. 25	at Western Kentucky*	L, 63-70
F. 27	at FIU*	L, 57-73
M. 4	LOUISIANA#	W, 84-58
M. 6	ARKANSAS STATE#	W, 90-64
M. 7	WESTERN KENTUCKY#	W, 84-73
M. 18	vs. Utah^ (18/19)	L, 71-76

* – Sun Belt Game; ! – UAB Tourney, Birmingham, Ala.
# – Sun Belt Championships, Murfreesboro, Tenn.
^ – NCAA Albuquerque Regional, Tucson, Ariz.

2006-07 (SUN BELT CHAMPIONS)
Coach: Rick Insell
Record: 30-4/18-0 Sun Belt

N. 10		MARYLAND (1/1)	L, 76-80
N. 13		SOUTH DAKOTA STATE	L, 61-72
N. 18		vs. Maine%	W, 87-60
N. 19		at Minnesota%	W, 79-61
N. 24		CHATTANOOGA	W, 98-69
N. 26		at Tennessee (4/4)	L, 64-88
N. 29		at Tennessee Tech	W, 68-50
D. 4		AUSTIN PEAY	W, 80-49
D. 7		at Georgia (8/8)	W, 70-62
D. 14		at South Alabama*	W, 93-58
D. 17		ULM*	W, 103-59
D. 19		OLD DOMINION	W, 86-71
D. 27		WESTERN KENTUCKY*	W, 76-62
J. 2	nr/25	NORTH DAKOTA STATE	W, 93-63
J. 6	nr/25	TROY*	W, 90-55
J. 9	21/21	at FIU*	W, 86-52
J. 11	21/21	at Florida Atlantic*	W, 78-48
J. 13	21/21	at New Orleans*	W, 78-50
J. 18	20/20	ARKANSAS STATE*	W, 82-54
J. 20	20/20	at UALR*	W, 75-62
J. 24	19/19	at North Texas*	W, 70-56
J. 28	19/19	LOUISIANA*	W, 84-57
J. 31	20/19	DENVER*	W, 82-58
F. 3	20/19	SOUTH ALABAMA*	W, 86-58
F. 7	19/18	at ULM*	W, 83-70
F. 11	19/18	at Western Kentucky*	W, 78-63
F. 15	17/18	FIU*	W, 66-59
F. 22	17/17	at Troy*	W, 68-60
F. 24	17/17	FLORIDA ATLANTIC*	W, 76-63
M. 3	17/17	vs. South Alabama#	W, 79-52
M. 5	16/17	vs. Denver#	W, 76-50
M. 6	16/17	at Louisiana#	W, 77-67
M. 17	17/16	vs. Gonzaga$	W, 85-46
M. 19	17/16	vs. Marist$	L, 59-73

* – Sun Belt Game; % – Subway Classic, Minneapolis, Minn.
# – Sun Belt Championships, Lafayette, La.
$ – NCAA Dayton Regional, Stanford, Calif.

2007-08
Coach: Rick Insell
Record: 22-12/14-4 Sun Belt

N. 10	at Old Dominion	L, 76-68
N. 14	TENNESSEE TECH	W, 89-62
N. 19	at Houston	W, 69-68
N. 25	at Arizona	W, 70-60
N. 28	at Chattanooga	L, 57-54
D. 2	WESTERN CAROLINA	L, 77-71
D. 5	at Maryland (3/6)	L, 74-69
D. 13	at Tennessee (1/1)	L, 84-61
D. 15	at Austin Peay	W, 95-60
D. 19	FIU*	W, 77-64
D. 22	at South Alabama*	W, 80-46
D. 28	LSU (8/8)	W, 67-56
D. 30	at Louisville	L, 76-64
J. 3	at Western Kentucky*	L, 85-81
J. 6	DENVER*	W, 93-55
J. 10	FLORIDA ATLANTIC*	W, 79-63
J. 14	at Arkansas State*	L, 70-68
J. 17	at Troy*	W, 87-53
J. 20	NEW ORLEANS*	W, 80-61
J. 24	at ULM*	W, 64-61
J. 26	NORTH TEXAS*	W, 89-50
J. 30	at Louisiana*	W, 85-66
F. 6	UALR*	L, 66-53
F. 9	at FIU*	L, 74-62
F. 14	SOUTH ALABAMA*	W, 66-46
F. 17	WESTERN KENTUCKY*	W, 68-60
F. 21	at Denver*	W, 81-77
F. 23	at Florida Atlantic*	W, 89-84 (OT)
M. 1	TROY*	W, 61-50
M. 8	vs. Troy#	W, 74-51
M. 10	vs. UALR#	W, 57-45
M. 11	vs. Western Kentucky#	L, 65-49
M. 19	WESTERN CAROLINA$	W, 104-69
M. 21	at Kentucky%	L, 68-66 (OT)

* - Sun Belt Game; # - Sun Belt Championships, Mobile, Ala.
$ - 1st Round WNIT, Murfreesboro; % - 2nd Round WNIT, Lexington, Ky.

2008-09 (SUN BELT CHAMPIONS)
Coach: Rick Insell
Record: 28-6/17-1 Sun Belt

N. 15		LAFAYETTE^	W, 85-47
N. 19		at Oklahoma^ (2/4)	L, 65-85
N. 22		INDIANA^	W, 65-59
N. 25		CHATTANOOGA	W, 73-65
N. 28		ARIZONA	W, 77-57
N. 30		at LSU	W, 79-75
D. 4	RV/RV	LOUISVILLE (13/15)	L, 44-67
D. 7	RV/RV	at Western Carolina	L, 59-68
D. 11		at Tennessee (7/10)	L, 52-81
D. 14		ALABAMA	W, 77-67
D. 16		AUSTIN PEAY	W, 62-53
D. 20		TROY*	W, 82-46
D. 28		at Tennessee Tech	W, 101-66
D. 31		at North Texas*	W, 72-52
J. 4		at South Alabama*	W, 80-57
J. 7	RV/RV	FLORIDA ATLANTIC*	W, 90-64
J. 11	RV/RV	FIU*	W, 68-35
J. 14	RV/RV	at Western Kentucky*	W, 68-56
J. 17	RV/RV	at UALR* (nr/RV)	W, 67-62 (OT)
J. 21	RV/RV	ARKANSAS STATE*	W, 91-51
J. 24	RV/RV	at New Orleans*	W, 87-53
J. 28	RV/RV	LOUISIANA*	W, 85-57
J. 31	RV/RV	ULM*	W, 91-75
F. 4	RV/RV	at Denver*	W, 77-49
F. 11	RV/RV	at Troy*	W, 75-60
F. 15	RV/RV	NORTH TEXAS*	W, 113-58
F. 18	RV/25	SOUTH ALABAMA*	W, 90-64
F. 21	RV/25	at Florida Atlantic*	L, 73-70
F. 25	RV/RV	at FIU*	W, 74-54
M. 1	RV/RV	WESTERN KENTUCKY*	W, 87-61
M. 7	RV/RV	vs. New Orleans#	W, 82-47
M. 9	RV/RV	vs. South Alabama#	W, 77-71
M. 10	RV/RV	vs. UALR#	W, 74-54
M. 22	RV/25	at Michigan State+	L, 59-60

^ - Preseason WNIT
* - Sun Belt Game; # - Sun Belt Championships, Hot Springs, Ark.
+ - NCAA Berkeley Regional, East Lansing, Mich.

Rankings

Middle Tennessee rankings listed between the date and opponent (AP/*USA Today*). Opponent rankings listed after the opponent name and before the score (AP/*USA Today*). Associated Press rankings began with the 1976-77 season and *USA Today* rankings began with the 1984-85 season.

2009-10 (SUN BELT CHAMPIONS)
Coach: Rick Insell
Record: 25-6/17-1 Sun Belt

N. 15	24/RV	UCF	W, 78-53
N. 18	24/RV	at LSU (7/15)	L, 40-61
N. 21	24/RV	at Austin Peay	W, 84-73
N. 25		TENNESSEE (6/5)	L, 52-69
N. 28		TENNESSEE TECH	W, 76-39
D. 3		at Xavier (9/10)	L, 63-80
D. 9		at Louisville (RV/RV)	W, 94-84
D. 13		at South Dakota State	L, 61-87
D. 20		WESTERN KENTUCKY*	W, 68-54
D. 28		KENTUCKY (RV/RV)	W, 57-51
D. 30		at New Orleans*	W, 102-57
J. 3		LOUISIANA*	W, 83-54
J. 6		at Arkansas State*	W, 75-65
J. 9		at UALR*	L, 43-63
J. 13		FIU*	W, 90-58
J. 16		FLORIDA ATLANTIC*	W, 92-76
J. 20		at ULM*	W, 74-55
J. 24		at Western Kentucky*	W, 88-63
J. 27		NEW ORLEANS*	W, 78-60
J. 30		NORTH TEXAS*	W, 119-51
F. 3		TROY*	W, 84-51
F. 6		at South Alabama*	W, 100-52
F. 10		DENVER*	W, 94-78
F. 17		at Troy*	W, 106-82
F. 21		SOUTH ALABAMA*	W, 100-78
F. 24		at FIU*	W, 101-58
F. 27		at Florida Atlantic*	W, 88-71
M. 7		vs. North Texas#	W, 106-66
M. 8		vs. Western Kentucky#	W, 76-63
M. 9	RV/25	vs. UALR# (RV/RV)	W, 70-68 (OT)
M. 21	RV/24	vs. Mississippi State+	L, 64-68

* - Sun Belt Game
# - Sun Belt Championships, Hot Springs, Ark.
+ - NCAA Dayton Regional, Pittsburgh, Pa.

2010-11 (SUN BELT CHAMPIONS)
Coach: Rick Insell
Record: 23-8/14-2 Sun Belt

N. 14		USF	W, 71-59
N. 16		at Austin Peay	W, 74-60
N. 21	nr/RV	at Arkansas	L, 50-77
N. 26		ETSU	W, 87-71
N. 28		SOUTH DAKOTA STATE	W, 70-51
D. 1	nr/RV	at Tennessee Tech	W, 71-58
D. 3	nr/RV	at Georgia Tech	L, 48-68
D. 7	nr/RV	at UCF	W, 77-73
D. 9		XAVIER (4/5)	L, 52-65
D. 12		JAMES MADISON	W, 81-75
D. 20		vs. St. Bonaventure^	W, 58-53
D. 21		vs. Kansas State^ (RV/nr)	W, 63-49
D. 29	nr/RV	at Kentucky (11/11)	L, 72-81
J. 2	nr/RV	at South Alabama*	W, 67-59
J. 5		NORTH TEXAS*	W, 83-63
J. 8		at Louisiana*	W, 84-62
J. 12		FLORIDA ATLANTIC*	W, 83-52
J. 16		at Arkansas State*	W, 57-52
J. 19		TROY*	W, 103-52
J. 23		DENVER*	W, 71-68
J. 26	nr/RV	at Florida Atlantic*	W, 85-53
J. 29	nr/RV	at FIU*	L, 59-62
F. 2	nr/RV	ULM*	W, 87-58
F. 5	nr/RV	SOUTH ALABAMA*	W, 71-48
F. 9	nr/RV	at Western Kentucky*	W, 72-66
F. 12	nr/RV	FIU*	W, 66-52
F. 17	nr/RV	at Troy*	W, 80-61
F. 20	nr/RV	at UALR* (nr/RV)	L, 61-69
F. 27	nr/RV	WESTERN KENTUCKY*	W, 64-56
M. 6	nr/RV	vs. Arkansas State#	L, 62-77
M. 20	nr/RV	vs. Georgia+ (RV/nr)	L, 41-56

^ - UTSA Holiday Classic, San Antonio, Texas
* - Sun Belt Game;
# - Sun Belt Championships, Hot Springs, Ark.
+ - NCAA Dallas Regional, Auburn, Ala.

2011-12 (SUN BELT CHAMPIONS)
Coach: Rick Insell
Record: 26-7/16-0 Sun Belt

N. 11	nr/RV	vs. UNC Wilmington^	W, 79-60
N. 13	nr/RV	at Penn State^ (12/14)	L, 49-65
N. 17	nr/RV	SOUTH DAKOTA STATE	W, 59-49
N. 20	nr/RV	at James Madison	L, 46-60
N. 23	nr/RV	TENNESSEE TECH	W, 74-55
N. 26	nr/RV	at ETSU	W, 78-63
N. 29	nr/RV	at Tennessee (8/8)	L, 43-82
D. 3	nr/RV	ARKANSAS	L, 53-59
D. 6		AUSTIN PEAY	W, 69-63
D. 9		at Xavier	W, 65-49
D. 11		GEORGIA TECH	L, 47-58
D. 18		TENNESSEE STATE	W, 94-53
D. 21		FIU*	W, 58-53
D. 28		KENTUCKY (6/6)	W, 70-58
D. 31		SOUTH ALABAMA*	W, 60-39
J. 5		at Troy*	W, 72-66 (OT)
J. 7		LOUISIANA*	W, 104-53
J. 12	nr/RV	at FIU*	W, 74-60
J. 14	nr/RV	at Florida Atlantic*	W, 55-37
J. 18	nr/RV	ARKANSAS STATE*	W, 71-62
J. 21	nr/RV	at South Alabama*	W, 60-53
J. 25	nr/RV	TROY*	W, 82-52
F. 2	nr/RV	at North Texas*	W, 70-68
F. 4	nr/RV	at Denver*	W, 75-63
F. 8	nr/RV	WESTERN KENTUCKY*	W, 67-64
F. 12	nr/RV	UALR*	W, 59-51
F. 18	RV/RV	FLORIDA ATLANTIC*	W, 65-41
F. 23	RV/RV	at ULM*	W, 67-53
F. 26	RV/RV	at Western Kentucky*	W, 77-62
M. 4	RV/RV	vs. Western Kentucky#	W, 65-57
M. 5	RV/RV	vs. FIU#	W, 63-53
M. 6	RV/RV	vs. UALR#	L, 70-71 (OT)
M. 18	RV/RV	vs. Vanderbilt& (RV/RV)	L, 46-60

* - Sun Belt Game
^ - Lady Lion Classic, Unviersity Park, Pa.
# - Sun Belt Championships, Hot Springs, Ark.
& - NCAA Tournament First & Second Round, Nashville, Tenn.

2012-13 (SUN BELT CHAMPIONS)
Coach: Rick Insell
Record: 25-8/17-3 Sun Belt

N. 9	RV/RV	KENNESAW STATE^	W, 87-45
N. 11	RV/RV	MEMPHIS^	W, 82-68
N. 14	RV/RV	at Iowa^ (nr/RV)	L, 63-69 (OT)
N. 20	RV/RV	at Tennessee Tech	W, 65-59 (OT)
N. 24	RV/RV	at Louisiana*	W, 72-45
N. 28	RV/RV	at Tennessee (16/14)	L, 81-88 (OT)
D. 1	RV/RV	at South Dakota State	L, 56-63
D. 4	nr/RV	AUSTIN PEAY	W, 70-56
D. 6	nr/RV	XAVIER	W, 63-48
D. 9	nr/RV	at Kentucky (7/6)	L, 46-68
D. 20	nr/RV	FIU*	L, 51-58
D. 27		NORTH TEXAS*	W, 66-64
J. 2		at Arkansas State*	W, 72-70
J. 5		at South Alabama*	W, 60-39
J. 9		FLORIDA ATLANTIC*	W, 73-59
J. 12		at ULM*	W, 66-48
J. 16		UALR*	W, 65-56
J. 19		LOUISIANA*	W, 72-36
J. 24	nr/RV	at North Texas*	W, 60-47
J. 27	nr/RV	WKU*	W, 79-57
J. 31	nr/RV	at FIU*	W, 61-51
F. 2	nr/RV	at Florida Atlantic*	W, 70-67
F. 6	RV/RV	ARKANSAS STATE*	W, 93-49
F. 10	RV/RV	TROY*	L, 70-74 (OT)
F. 16		at UALR*	L, 43-51
F. 20		SOUTH ALABAMA*	W, 69-48
F. 23		ULM*	W, 74-53
F. 28		at Troy*	W, 85-63
M. 2		at WKU*	W, 71-54
M. 9		vs. ULM#	W, 59-56
M. 10		vs. FIU#	W, 68-59
M. 11		vs. UALR#	W, 53-48
M. 24	nr/RV	vs. Louisville (16/17)&	L, 49-74

^ - Preseason WNIT
* - Sun Belt Game
# - Sun Belt Championships, Hot Springs, Ark.
& - NCAA Tournament First & Second Round, Louisville, Ky.

2013-14 (CONFERENCE USA CHAMPIONS)
Coach: Rick Insell
Record: 29-5/15-1 Conference USA

N. 8	RV/RV	TENNESSEE (4/4)	L, 57-67
N. 15	RV/RV	at Miami (Fla.)	W, 61-55
N. 19	RV/RV	at Arkansas	L, 51-66
N. 24	RV/nr	KENTUCKY (7/7)	L, 72-84
N. 29	RV/nr	vs. Southeastern Louisiana^	W, 88-71
N. 30	RV/nr	vs. Wright State^	W, 69-62
D. 1	RV/nr	vs. Mississippi State^	W, 62-48
D. 4	RV/nr	at Austin Peay	W, 69-43
D. 12	RV/nr	KENNESAW STATE	W, 68-32
D. 16	RV/nr	at UCF	W, 63-51
D. 18	RV/nr	at USF	W, 68-62
D. 21	RV/nr	SOUTH DAKOTA STATE	W, 59-44
D. 29	RV/RV	at Clemson	W, 76-51
J. 2	RV/RV	TENNESSEE TECH	W, 84-53
J. 8	RV/RV	NORTH TEXAS*	W, 86-42
J. 11	RV/RV	at Louisiana Tech*	W, 68-51
J. 15	RV/RV	UTEP*	W, 69-58
J. 18	RV/RV	at UAB*	W, 61-55
J. 22	RV/RV	UTSA*	W, 60-41
J. 25	RV/RV	OLD DOMINION*	W, 62-49
F. 1	25/RV	at Tulsa*	W, 67-57
F. 5	21/25	at Southern Miss*	L, 56-68
F. 8	21/25	RICE*	W, 65-54
F. 12	RV/RV	at FIU*	W, 65-58
F. 15	RV/RV	at Florida Atlantic*	W, 83-77
F. 19	RV/RV	MARSHALL*	W, 75-36
F. 22	RV/RV	CHARLOTTE*	W, 48-46
F. 26	23/25	at East Carolina*	W, 70-59
M. 1	23/25	UAB*	W, 68-58
M. 5	22/22	at Tulane*	W, 64-52
M. 13	22/20	vs. UAB#	W, 69-59
M. 14	22/20	vs. FIU#	W, 64-57
M. 15	22/20	vs. Southern Miss#	W, 84-55
M. 23	22/20	vs. Oregon State&	L, 36-55

^ - Gulf Coast Showcase, Estero, Fla.
* - Conference USA Game
# - C-USA Championship, El Paso, Texas
& - NCAA Tournament First & Second Round, Seattle, Wash.

2014-15
Coach: Rick Insell
Record: 24-10/14-4 Conference USA

N. 14	RV/RV	at Arizona State	L, 67-81
N. 17	RV/RV	MIAMI	W, 53-48
N. 20		ARKANSAS	L, 51-58
N. 23		at Ole Miss	W, 71-65
D. 3		CLEMSON	W, 69-28
D. 7		XAVIER	W, 90-68
D. 12		at Kentucky (8/8)	L, 62-78
D. 15		at S. Dakota St.	L, 61-65
D. 20		UCF	W, 79-57
D. 28		at Tennessee Tech	W, 98-76
J. 4		at UAB*	W, 76-68
J. 8		at FIU*	W, 74-60
J. 10		at Florida Atlantic*	W, 101-69
J. 15		SOUTHERN MISS*	L, 75-77 (OT)
J. 17		LOUISIANA TECH*	W, 82-59
J. 22		at Old Dominsion*	W, 65-48
J. 24		at Charlotte*	W, 84-54
J. 29		UTSA*	W, 73-53
J. 31		UTEP*	W, 74-53
F. 5		at Southern Miss*	L, 65-70 (OT)
F. 7		at Louisiana Tech*	W, 68-44
F. 12		RICE*	W, 79-61
F. 14		NORTH TEXAS*	W, 85-59
F. 19		at Marshall*	W, 74-48
F. 21		at WKU*	L, 60-63
F. 28		UAB*	L, 57-62
M. 5		FIU*	W, 79-30
M. 7		FLORIDA ATLANTIC*	W, 73-60
M. 12		vs. LA Tech^	W, 77-58
M. 13		vs. Southern Miss^	L, 53-65
M. 19		BALL STATE$	W, 69-58
M. 22		ARKANSAS STATE&	W, 70-60
M. 26		OLE MISS%	W, 82-70
M. 29		TEMPLE@	L, 57-69

* - C-USA game; ^ - C-USA Championships, Birmingham
$ - WNIT, First Round, Murfreesboro;
& - WNIT, Second Round, Murfreesboro
%-WNIT, Third Round, Murfreesboro
@ - WNIT, Quarterfinals, Murfreesboro

2015-2016 (CONFERENCE USA CHAMPIONS)
Coach: Rick Insell
Record: 24-9/15-3 Conference USA

N. 13	VIRGINIA	L, 66-70
N. 19	at Central Michigan	L, 59-81
N. 22	OLE MISS	W, 84-75
N. 27	vs. Alabama%	L, 46-64
N. 28	vs. Nevada%	W, 90-46
N. 30	at Austin Peay	W, 86-55
D. 6	at Xavier	W, 62-53
D. 13	KENTUCKY	L, 52-68
D. 17	MISSOURI STATE	W, 70-54
D. 20	TENNESSEE TECH	W, 69-53
D. 29	at Ohio	L, 49-72

J. 3	UAB*	W, 68-40
J. 7	at UTEP*	L, 73-84
J. 9	at UTSA*	W, 74-63
J. 14	CHARLOTTE*	W, 72-67
J. 16	OLD DOMINION*	L, 58-61
J. 21	at North Texas*	W. 76-52
J. 23	at Rice*	W, 61-60
J. 28	MARSHALL*	W, 65-54
J. 30	WKU*	W, 83-75
F. 4	at Florida Atlantic*	W, 83-73
F. 6	at FIU*	W, 85-62
F. 11	LA TECH*	W, 68-57
F. 13	SOUTHERN MISS*	W, 74-44
F. 21	at UAB*	W, 77-72
F. 25	at WKU*	L, 51-62
F. 27	at Marshall*	W, 79-73
M. 3	FLORIDA ATLANTIC*	W, 71-65
M. 5	FIU*	W, 77-55
M. 10	vs. Rice^	W, 74-54
M. 11	vs. Marshall^	W, 69-41
M. 12	vs. Old Dominion^	W, 70-54
M. 19	vs. Florida State&	L, 55-72

* - Conference USA game
% - Nugget Classic, Reno, Nev.
^ - C-USA Championships, Birmingham, Ala.
& - NCAA First Round, College Station, Texas

2016-2017
Coach: Rick Insell
Record: 23-11/15-3 Conference USA

N. 11	at Virginia	L, 51-63
N. 16	LOUISVILLE	L, 72-91
N. 19	at Tennessee Tech	W, 73-62
N. 30	OHIO	L, 52-73
D. 3	TULANE	W, 62-59
D. 9	at Kentucky	L, 48-61
D. 13	ARIZONA STATE	L, 48-69
D. 17	AUSTIN PEAY	W, 82-51
D. 19	at Missouri State	W, 71-52
D. 22	GEORGIA TECH	L, 60-61
D. 28	CENTRAL MICHIGAN	W, 79-69
J. 1	at UAB*	W, 64-61
J. 5	RICE*	W, 71-61
J. 7	NORTH TEXAS*	W, 60-52
J. 12	at Marshall*	W, 72-63
J. 15	at WKU*	L, 51-66
J. 19	FIU*	W, 95-43
J. 21	FLORIDA ATLANTIC*	W, 87-69
J. 26	at Southern Miss*	L, 61-81
J. 28	at Louisiana Tech*	W, 79-65
F. 2	UTSA*	W, 77-63
F. 4	UTEP*	W, 76-53
F. 9	at Old Dominion*	W, 80-63
F. 11	at Charlotte*	W, 83-81
F. 16	WKU*	L, 75-82
F. 18	MARSHALL*	W, 94-69
F. 26	UAB*	W, 87-56
M. 2	at FIU*	W, 88-53
M. 4	at Florida Atlantic*	W, 71-59
M. 9	vs. Rice^	W, 61-59
M. 10	vs. Southern Miss^	L, 54-59
M. 16	MOREHEAD STATE$	W, 67-58
M. 19	WAKE FOREST&	W, 73-66
M. 23	at Georgia Tech%	L, 57-70

* - C-USA game;
^ - C-USA Championships, Birmingham
$ - WNIT, First Round, Murfreesboro
& - WNIT, Second Round, Murfreesboro
%-WNIT, Third Round, Atlanta, Ga.

2017-2018
Coach: Rick Insell
Record: 18-13/10-6 Conference USA

N. 10	at Vanderbilt	W, 65-54
N. 14	TENNESSEE TECH	W, 58-44
N. 19	LIPSCOMB	W, 72-48
N. 26	at UNC-Asheville	W, 72-57
N. 29	at Ole Miss	L, 56-65
D. 3	at Georgia Tech	L, 45-48
D. 5	COPPIN STATE	W, 69-39
D. 9	at No. 4/5 Louisville	L, 26-80
D. 14	TROY	W, 73-57
D. 17	at Tulane	L, 44-62
D. 19	vs. USC#	L, 57-72
D. 20	vs. Canisius#	W, 55-45
D. 28	KENTUCKY	W, 62-57
J. 4	at WKU*	L, 43-57
J. 6	UAB*	L, 51-59
J. 11	at UTSA*	W, 62-47
J. 13	at UTEP*	W, 54-45
J. 18	NORTH TEXAS*	W, 56-48
J. 20	SOUTHERN MISS*	L, 53-61
J. 26	at Marshall*	W, 73-57
J. 28	CHARLOTTE*	W, 64-45
F. 1	LOUISIANA TECH*	L, 49-66
F. 8	at Florida Atlantic*	W, 69-64
F. 10	at FIU*	W, 63-59
F. 15	WKU*	L, 60-76
F. 17	RICE*	W, 51-41
F. 22	at UAB*	L, 58-65
F. 25	at Charlotte*	W, 54-53
M. 3	OLD DOMINION*	W, 65-47
M. 8	vs. Rice^	L, 53-61
M. 15	at Ball State@	L, 60-69

- UTRGV Holiday Classic, Edinburg, Texas
* - Conference USA game
^ - C-USA Championships, Frisco, Texas
@ - WNIT, First Round, Muncie, Ind.

2018-2019
Coach: Rick Insell
Record: 23-11/11-5 Conference USA

N. 9	VANDERBILT	W, 65-58
N. 11	at Furman	W, 78-71
N. 16	at Tennessee Tech	L, 64-68
N. 19	BELMONT	L, 38-45
N. 21	MISSISSIPPI VALLEY STATE	W, 101-51
N. 24	vs. Dartmouth#	W, 70-58
N. 25	vs. UNLV#	W, 66-62
N. 29	GEORGIA STATE%	W, 69-54
D. 4	at Troy	W, 67-64
D. 15	at No. 18/20 Kentucky	L, 55-72
D. 20	UNC ASHEVILLE	W, 67-46
D. 29	vs. Chattanooga$	W, 58-47
D. 30	at Fordham$	L, 49-61
J. 3	at FIU*	W, 49-43
J. 5	at Florida Atlantic*	W, 74-55
J. 10	SOUTHERN MISS*	W, 66-49
J. 12	LA TECH*	W, 75-38
J. 17	at UTSA*	W, 72-52
J. 19	at UTEP*	W, 79-49
J. 24	RICE*	L, 47-60
J. 26	NORTH TEXAS*	W, 61-46
F. 2	UAB*	W, 60-44
F. 7	at Charlotte*	W, 62-55
F. 9	at Old Dominion*	L, 65-70
F. 14	WKU*	W, 81-69
F. 16	MARSHALL*	L, 53-59
F. 23	at UAB*	L, 72-77 (OT)
M. 2	FLORIDA ATLANTIC*	W, 74-48
M. 7	at WKU*	L, 56-67
M. 14	vs. UTEP^	W, 66-44
M. 15	vs. UAB^	W, 75-65
M. 16	vs. No. 24 Rice^	L, 54-69
M. 21	IUPUI@	W, 59-47
M. 24	at Ohio!	L, 57-59

% - Murfreesboro City Schools Education Day Game
# UNLV Lady Rebel Roundup, Las Vegas, Nev.
$ - Fordham Holiday Classic, Bronx, N.Y.
* - C-USA game
^ - C-USA Championship, Frisco, Texas
@ - WNIT First Round, Murfreesboro, Tenn.
! - WNIT Second Round, Athens, Ohio

2019-2020
Coach: Rick Insell
Record: 21-9/13-5 Conference USA

N. 6	at East Carolina	W, 68-66
N. 10	No. 13/16 KENTUCKY	L, 52-67
N. 14	at Tulane	64-62
N. 21	TENNESSEE TECH	W, 64-58
N. 24	FURMAN	W, 78-62
N. 29	vs. Auburn#	W, 73-50
N. 30	vs. No. 22/21 Gonzaga#	L, 50-62
D. 1	vs. Arizona State#	L, 60-61
D. 4	LIPSCOMB%	W, 70-49
D. 14	at Belmont	L, 57-68
D. 18	VCU	W, 86-63
D. 29	TCU	W, 82-70
J. 2	OLD DOMINION*	L, 56-67
J. 4	CHARLOTTE*	W, 83-59
J. 9	at Marshall*	W, 75-55
J. 11	at WKU*	L, 63-71
J. 16	FLORIDA ATLANTIC*	W, 81-66
J. 18	FIU*	W, 72-56
J. 23	at LA Tech*	L, 60-78
J. 25	at Southern Miss*	W, 77-69
J. 30	UTEP*	W, 76-60
F. 1	UTSA*	W, 69-48
F.6	at North Texas*	W, 80-60
F. 8	at Rice*	L, 60-77
F. 15	at UAB*	W, 62-52
F. 20	UAB*	L, 59-61
F. 22	at UTEP*	W, 92-80
F. 29	WKU*	W, 108-103 (2OT)
M. 5	NORTH TEXAS*	W, 74-63
M. 7	at Charlotte*	W, 79-74

Gulf Coast Showcase, Estero, Fla.
% - Murfreesboro City Schools Education Day Game
* - Conference USA game

2020-2021 (CONFERENCE USA CHAMPIONS)
Coach: Rick Insell
Record: 17-8/12-4 Conference USA

D. 6	BELMONT	L, 64-70
D. 9	TULANE	L, 78-81
D. 13	at TCU	L, 77-83
D. 17	TROY	W, 92-76
D. 20	LIPSCOMB	W, 84-64
J. 1	FLORIDA ATLANTIC*	W, 84-65
J. 2	FLORIDA ATLANTIC*	W, 66-64
J. 8	at FIU*	W, 69-65
J. 9	at FIU*	W, 99-89
J. 15	SOUTHERN MISS*	W, 78-58
J. 16	SOUTHERN MISS*	L, 61-69
J. 22	at WKU*	W, 75-65
J. 23	at WKU*	77-60
J. 28	at UAB*	W, 81-78
J. 30	UAB*	W, 95-68
F. 5	at Charlotte*	W, 77-70
F. 6	at Charlotte*	L, 72-82
F. 26	OLD DOMINION*	L, 57-74
F. 27	OLD DOMINION*	W, 74-70
M. 4	MARSHALL*	L, 49-72
M. 5	MARSHALL*	W, 61-54
M. 11	vs. LA Tech^	W, 77-71
M. 12	vs. UTEP^	W, 74-58
M. 13	vs. Rice^	W, 68-65
M. 21	vs. Tennessee$	L, 62-87

* - Conference USA game
^ - C-USA Championships, Frisco, Texas
$ - NCAA First Round, Austin, Texas

2021-22
Coach: Rick Insell
Record: 27-8/14-4 Conference USA

N. 9	EAST CAROLINA	W, 70-49
N. 12	at VCU	W, 54-46
N. 15	VANDERBILT	W, 55-46
N. 22	at Tennessee Tech	W, 65-47
N. 26	vs. Marquette$	L, 55-59
N. 27	vs. Illinois$	W, 62-52
D. 3	MERCER	W, 55-49
D. 5	at Lipscomb	W, 84-59
D. 11	at Troy	L, 76-77
D. 17	SOUTHERN ILLINOIS	W, 62-61
D. 19	at Belmont	Canceled
D. 30	at UTSA*	W, 85-56
J. 1	at UTEP*	L, 55-56
J. 7	RICE*	W, 87-63
J. 9	NORTH TEXAS*	W, 80-52
J. 13	at FAU*	W, 60-56
J. 15	at FIU*	L, 54-56
J. 22	at Southern Miss*	W, 81-71
J. 27	MARSHALL*	W, 80-41
J. 29	WKU*	W, 71-64
F. 5	UAB*	W, 75-55
F. 10	at Old Dominion*	L, 56-58
F. 13	at Charlotte*	W, 46-45
F. 17	FIU*	W, 63-49
F. 19	FAU*	W, 72-49
F. 24	at Marshall*	W, 65-57
F. 26	at WKU*	L, 93-97
M. 2	CHARLOTTE*	W, 72-65
M. 5	OLD DOMINION*	W, 62-44
M. 10	vs. Southern Miss^	W, 70-50
M. 11	vs. Louisiana Tech^	L, 72-80
M. 17	WOFFORD&	W, 86-56

M. 21	WAKE FOREST&	W, 67-55
M. 24	VANDERBILT&	W, 55-53
M. 28	at Toledo&	W, 73-71
M. 31	SETON HALL&	L, 73-74

* - Conference USA game
^ - C-USA Championships, Frisco, Texas
$ - Daytona Beach Invitational (Daytona Beach, Fla.)
& - WNIT

Akron (Blue Raiders lead, 8-0)

H: 4-0	A: 4-0	N: 0-0
01/21/84	H	W, 89-48
02/25/84	A	W, 78-54
01/21/85	A	W, 68-48
02/25/85	H	W, 108-45
01/27/86	H	W, 76-58
02/08/86	A	W, 79-47
01/26/87	A	W, 74-57
02/07/87	H	W, 96-57

Alabama (Crimson Tide lead, 8-2)

H: 2-2	A: 0-4	N: 0-2
12/03/77	H	L, 69-75
12/04/78	A	L, 84-90
02/08/88	A	L, 58-97
12/07/91	H	L, 69-101
12/20/94	A	L, 70-99
12/09/95	N	L, 53-68
01/08/04	H	W, 65-61 (OT)
11/22/04	A	L, 66-80
12/14/08	H	W, 77-67
11/27/15	N	L, 46-64

Appalachian State (Blue Raiders lead, 1-0)

H: 0-0	A: 0-0	N: 1-0
12/31/94	N	W, 73-65

Arizona (Blue Raiders lead, 2-0)

H: 1-0	A: 1-0	N: 0-0
11/25/07	A	W, 70-60
11/28/08	H	W, 77-57

Arizona State (Sun Devils lead, 3-0)

H: 0-1	A: 0-1	N: 1-0
11/14/14	A	L, 67-81
12/13/16	H	L, 48-69
12/01/19	N	L, 60-61

Arkansas (Lady 'Backs lead, 5-0)

H: 0-2	A: 0-3	N: 0-0
02/05/83	A	L, 72-73
11/21/10	A	L, 50-77
12/03/11	H	L, 53-59
11/19/13	A	L, 51-66
11/20/14	H	L, 51-58

Arkansas State (Blue Raiders lead, 19-6)

H: 12-0	A: 6-5	N: 1-1
12/01/90	A	L, 60-71
01/04/01	A	L, 63-85
02/10/01	H	W, 79-67
01/24/02	A	W, 80-68
02/07/02	H	W, 79-64
01/09/03	H	W, 80-63
02/13/03	A	W, 71-63
03/10/03	N	W, 65-52
01/15/04	A	L, 62-69
02/19/04	H	W, 70-47
01/15/05	H	W, 65-55
02/17/05	A	L, 69-72
01/12/06	A	W, 66-65
02/16/06	H	W, 95-59
03/06/06	H	W, 90-64
01/18/07	H	W, 82-54
01/14/08	A	L, 68-70
01/21/09	H	W, 91-51
01/06/10	A	W, 75-65
01/16/11	A	W, 57-52
03/06/11	N	L, 62-77
01/18/12	H	W, 71-62
01/02/13	A	W, 72-70
02/06/13	H	W, 93-49
03/22/15	H	W, 70-60

Auburn (Tigers lead, 4-1)

H: 0-2	A: 0-2	N: 1-0
12/04/85	A	L, 59-71
12/14/86	H	L, 62-84
12/16/98	H	L, 53-73
11/23/99	A	L, 51-93
11/29/19	N	W, 73-50

Austin Peay (Blue Raiders lead, 60-9)

H: 30-3	A: 29-4	N: 1-2
01/24/77	H	W, 82-52
02/19/77	A	W, 82-46
01/21/78	H	W, 90-52
02/20/78	A	W, 72-70
01/20/79	A	W, 69-57
02/19/79	H	W, 90-77
01/17/80	H	W, 72-48
02/16/80	A	W, 67-59
01/15/81	A	W, 89-67
02/14/81	H	W, 74-65
01/23/82	H	W, 85-73
02/20/82	A	W, 68-64
01/28/83	H	W, 74-52
02/26/83	A	W, 87-73
01/26/84	H	W, 84-76 (OT)
02/09/84	A	W, 87-74
01/26/85	A	W, 80-58
02/09/85	H	W, 86-75
03/04/85	H	W, 82-77
01/13/86	H	W, 72-66
02/15/86	A	W, 77-68
01/12/87	A	W, 92-68
02/14/87	H	W, 89-58
01/25/88	H	W, 85-58
02/27/88	A	W, 84-67
01/28/89	A	W, 88-66
02/13/89	H	W, 107-73
01/22/90	H	W, 85-47
02/17/90	A	W, 98-69
01/12/91	H	W, 87-66
02/25/91	A	W, 67-58
01/13/92	H	W, 107-60
02/22/92	A	W, 68-57
01/27/93	H	W, 91-70
02/25/93	A	W, 100-71
01/12/94	H	W, 82-62
02/23/94	A	W, 67-62
01/12/95	A	W, 81-71
02/20/95	H	W, 87-64
03/04/95	N	W, 73-56
01/06/96	H	W, 72-56
02/03/96	A	L, 67-81
03/04/96	N	L, 60-69
01/23/97	A	L, 66-70 (OT)
02/05/97	H	L, 62-66
02/25/97	A	W, 60-59
01/19/98	H	W, 66-43
02/16/98	A	L, 65-80
01/16/99	A	W, 70-59
02/13/99	H	W, 69-43
01/20/00	H	L, 68-74
02/17/00	A	W, 84-63
03/04/00	N	L, 58-67
12/03/00	H	W, 91-62
11/27/01	A	W, 78-69
01/06/03	H	L, 68-78
12/20/03	A	W, 61-46
12/21/04	H	W, 57-55
12/28/05	A	L, 69-71
12/04/06	H	W, 80-49
12/15/07	A	W, 95-60
12/16/08	H	W, 62-53
11/21/09	A	W, 84-73
11/16/10	A	W, 74-60
12/06/11	H	W, 69-63
12/04/12	H	W, 70-56
12/04/13	A	W, 69-43
11/30/15	A	W, 86-55
12/17/16	H	W, 82-51

Ball State (Series tied, 1-1)

H: 1-0	A: 0-1	N: 0-0
03/19/15	H	W, 69-58
03/15/18	A	L, 60-69

Belmont (Blue Raiders lead, 16-3)

H: 9-2	A: 6-1	N: 1-0
11/13/79	A	W, 73-70
12/08/79	H	W, 60-55
12/01/80	H	W, 77-55
02/07/81	A	W, 78-70
11/30/81	A	W, 78-72
01/25/82	H	W, 92-65
01/08/83	A	W, 91-72
01/29/83	H	W, 80-60
11/28/83	H	W, 87-40
12/03/84	A	W,105-60
01/04/86	H	W, 93-47
12/09/94	H	W, 82-72
12/08/95	H	W, 63-44
11/20/97	N	W, 65-60
02/22/00	A	W, 74-67
11/21/00	H	W, 74-62
11/19/18	H	L, 38-45
12/14/19	A	L, 57-68
12/06/20	H	L, 64-70

Berry (Vikings lead, 1-0)

H: 0-0	A: 0-0	N: 0-1
12/17/77	N	L, 53-77

Blue Mountain (Blue Raiders lead, 1-0)

H: 0-0	A: 1-0	N: 0-0
12/16/77	A	W, 76-59

Brown (Bears lead, 1-0)

H: 0-0	A: 0-0	N: 0-1
01/04/91	N	L, 65-79

Bucknell (Blue Raiders lead, 1-0)

H: 0-0	A: 0-0	N: 1-0
11/25/89	N	W, 94-68

Canisius (Blue Raiders lead, 1-0)

H: 0-0	A: 0-0	N: 1-0
12/20/17	N	W, 55-45

Central Michigan (Blue Raiders lead, 2-1)

H: 1-0	A: 0-1	N: 1-0
12/04/87	N	W, 64-56
11/19/15	A	L, 59-81
12/28/16	H	W, 79-69

Central Missouri (Jennies lead, 1-0)

H: 0-0	A: 0-0	N: 0-1
12/15/79	N	L, 70-72

Charlotte (Blue Raiders lead, 10-1)

H: 5-0	A: 7-1	N: 0-0
02/22/14	H	W, 48-46
01/24/15	A	W, 84-54
01/14/16	H	W, 72-67
02/11/17	A	W, 83-81
01/28/18	H	W, 64-45
02/25/18	A	W, 54-53
02/07/19	A	W, 62-55
01/04/20	H	W, 83-59
03/07/20	A	W, 79-74
02/05/21	A	W, 77-70
02/06/21	A	L, 72-82
02/13/22	A	W, 46-45
03/02/22	H	W, 72-65

Chattanooga (Blue Raiders lead, 26-17)

H: 14-7	A: 11-9	N: 1-1
01/07/76	H	W, 93-66
02/17/76	A	W, 89-57
12/18/76	H	W, 101-63
01/31/77	A	W, 85-74
02/11/77	H	W, 95-73
12/02/78	H	L, 59-60 (OT)
02/03/79	A	W, 66-63
01/21/80	A	W, 77-76
02/12/80	H	L, 57-61 (OT)
03/01/80	N	L, 62-84

01/24/81	H	L, 71-80
02/02/81	A	L, 86-91
01/18/82	A	W, 82-72
02/09/82	H	W, 90-64
01/03/83	H	L, 67-74
03/01/83	A	W, 94-79
12/08/83	H	L, 63-65
01/05/84	A	L, 59-73
11/26/84	A	L, 78-83
01/16/85	H	W, 95-60
12/07/85	H	W, 93-68
02/01/86	A	L, 72-83
11/29/88	A	W, 78-67
02/15/89	H	W, 82-61
12/18/89	H	L, 83-89
01/04/90	A	L, 71-76
12/17/90	H	L, 64-76
01/09/91	A	L, 73-81
11/26/91	H	W, 84-59
01/06/92	A	W, 71-67
12/09/92	A	W, 79-73
12/16/92	H	W, 84-72
12/01/93	H	W, 89-52
12/21/93	A	L, 56-63
01/07/95	H	W, 84-51
02/06/95	A	W, 94-74
01/02/96	H	W, 87-60
12/07/96	A	W, 56-51
11/18/05	A	L, 66-76
11/24/06	H	W, 98-69
11/28/07	A	L, 54-57
11/25/08	H	W, 73-65
12/29/18	N	W, 58-47

Chicago State (Blue Raiders lead, 1-0)

H: 1-0	**A: 0-0**	**N: 0-0**
12/17/03	H	W, 78-55

Cincinnati (Bearcats lead, 5-1)

H: 1-2	**A: 0-3**	**N: 0-0**
12/29/84	A	L, 91-98
11/22/97	A	L, 61-81
12/29/99	H	L, 54-63
11/24/01	H	L, 63-65
11/30/02	A	L, 59-79
12/29/04	H	W, 64-47

Clemson (Blue Raiders lead, 4-1)

H: 2-0	**A: 1-0**	**N: 1-1**
12/18/80	N	L, 63-66
11/29/85	N	W, 90-88
12/03/88	H	W, 69-64
12/29/13	A	W, 76-51
12/03/14	H	W, 69-28

Coppin State (Blue Raiders lead, 1-0)

H: 1-0	**A: 0-0**	**N: 0-0**
12/05/17	H	W, 69-39

Cumberland (Tenn) (Blue Raiders lead, 2-0)

H: 2-0	**A: 0-0**	**N: 0-0**
12/11/86	H	W, 87-54
12/13/90	H	W, 74-52

Dartmouth (Blue Raiders lead, 1-0)

H: 0-0	**A: 0-0**	**N: 1-0**
11/24/18	N	W, 70-58

Denver (Blue Raiders lead, 13-3)

H: 7-0	**A: 4-2**	**N: 2-1**
01/18/01	A	L, 57-59
02/16/02	A	L, 66-75
03/03/02	N	L, 63-78
02/08/03	H	W, 67-65
02/15/04	A	W, 68-56
03/08/04	N	W, 64-61
02/10/05	H	W, 71-45
02/11/06	H	W, 77-56
01/31/07	H	W, 82-58
03/05/07	N	W, 76-50
01/06/08	H	W, 93-55
02/21/08	A	W, 81-77
02/04/09	A	W, 77-49
02/10/10	H	W, 94-78
01/23/11	H	W, 71-68
02/04/12	A	W, 75-63

Duke (Blue Devils lead, 1-0)

H: 0-0	**A: 0-1**	**N: 0-0**
03/14/98	A	L, 67-92

East Carolina (Blue Raiders lead, 3-0)

H: 1-0	**A: 2-0**	**N: 0-0**
02/26/14	A	W, 70-59
11/06/19	A	W, 68-66
11/09/21	H	W, 70-49

Eastern Illinois (Series tied, 5-5)

H: 3-1	**A: 1-3**	**N: 1-1**
12/01/89	N	L, 68-90
01/19/97	H	L, 59-69
02/15/97	A	L, 75-85
01/12/98	A	L, 53-66
02/09/98	H	W, 79-75
02/24/98	N	W, 73-60
01/09/99	H	W, 99-63
02/06/99	A	L, 77-81
12/02/99	H	W, 63-48
01/18/00	A	W, 73-64

Eastern Kentucky (Blue Raiders lead, 36-13)

H: 20-4	**A: 14-8**	**N: 2-1**
02/13/78	H	W, 94-67
01/08/79	H	W, 75-61
02/08/79	A	L, 84-85
01/31/80	H	W, 70-54
02/23/80	A	W, 56-54
01/31/81	A	W, 79-51
12/12/81	A	W, 77-72
02/27/82	H	W, 62-55
12/18/82	A	W, 72-69 (OT)
03/05/83	H	W, 73-66
01/14/84	A	L, 46-49
02/18/84	H	W, 78-58
01/14/85	H	W, 77-69
02/18/85	A	W, 67-63
01/20/86	A	W, 87-78
02/22/86	H	W, 99-85
01/19/87	H	W, 84-62
02/21/87	A	W, 104-63
02/01/88	A	W, 87-63
02/13/88	H	W, 84-75
01/21/89	H	L, 65-84
02/20/89	A	W, 81-75
01/29/90	A	W, 79-74
02/10/90	H	L, 69-72
01/19/91	A	L, 52-69
02/18/91	H	W, 81-80
03/04/91	N	W, 93-84
01/27/92	H	W, 69-59
02/08/92	A	L, 75-82
03/09/92	N	L, 67-72
01/11/93	H	W, 76-62
02/22/93	A	W, 80-66
03/08/93	N	W, 87-74
01/22/94	A	W, 72-66
02/28/94	H	W, 89-71
01/21/95	H	W, 91-61
02/26/95	A	L, 72-83
01/21/96	A	W, 74-55
02/17/96	H	W, 80-67
01/04/97	A	L, 73-91
02/02/97	H	L, 61-70
01/26/98	A	L, 79-80 (OT)
02/19/98	H	L, 61-63
02/28/98	N	W, 72-62
01/23/99	H	W, 94-68
02/20/99	A	W, 81-71
01/06/00	A	L, 70-90
02/03/00	H	W, 82-74
11/26/05	H	W, 77-66

Erskine (Blue Raiders lead, 1-0)

H: 1-0	**A: 0-0**	**N: 0-0**
11/14/98	H	W, 88-46

ETSU (Blue Raiders lead, 18-3)

H: 10-1	**A: 6-1**	**N: 2-1**
01/19/76	H	W, 85-45
02/15/76	A	W, 67-49
01/08/77	A	W, 81-63
02/17/77	H	W, 88-67
03/04/77	N	W, 75-73
01/16/78	H	W, 82-71
02/16/78	A	L, 72-86
03/03/78	N	W, 98-79
02/13/79	H	W, 59-44
02/27/79	N	L, 53-55
01/07/80	A	W, 71-59
01/12/81	H	W, 74-72
12/17/84	H	W, 82-57
02/28/85	H	W, 65-59
01/14/89	A	W, 93-61
12/16/89	H	L, 59-71
12/31/95	A	W, 79-68
01/02/97	H	W, 92-81
12/02/02	H	W, 95-70
11/26/10	H	W, 87-71
11/26/11	A	W, 78-63

Evansville (Blue Raiders lead, 2-0)

H: 1-0	**A: 1-0**	**N: 0-0**
12/08/84	A	W, 91-68
12/11/85	H	W, 106-71

Fairleigh Dickinson (Blue Raiders lead, 1-0)

H: 0-0	**A: 0-0**	**N: 1-0**
12/30/94	N	W, 108-71

FIU (Blue Raiders lead, 33-10)

H: 16-2	**A: 14-8**	**N: 3-0**
01/11/01	A	L, 63-74
02/03/01	H	W, 78-63
01/05/02	H	L, 72-82
02/02/02	A	L, 55-71
02/01/03	A	L, 63-65
02/22/03	H	W, 61-57
02/07/04	H	W, 73-47
03/01/04	A	W, 63-48
02/07/05	A	L, 55-66
02/26/05	H	W, 67-58
02/02/06	H	W, 70-65
02/27/06	A	L, 57-73
01/09/07	A	W, 86-52
02/15/07	H	W, 66-59
12/19/07	H	W, 77-64
02/09/08	A	L, 62-74
01/11/09	H	W, 68-35
02/25/09	A	W, 74-54
01/13/10	H	W, 90-58
02/24/10	A	W, 101-58
01/29/11	A	L, 59-62
02/12/11	H	W, 66-52
12/21/11	H	W, 58-53
01/12/12	A	W, 74-60
03/05/12	N	W, 63-53
12/20/12	H	L, 51-58
01/31/13	A	W, 61-51
03/10/13	N	W, 68-59
02/12/14	A	W, 65-58
03/14/14	N	W, 64-57
01/08/15	A	W, 75-60
03/05/15	H	W, 79-30
02/06/16	A	W, 85-62
03/05/16	H	W, 77-55
01/19/17	H	W, 95-43
03/02/17	A	W, 88-53
02/10/18	A	W, 63-59
01/03/19	A	W, 49-43

01/18/20	H	W, 72-56
01/08/21	A	W, 69-65
01/09/21	A	W, 99-89
01/15/22	A	L, 54-56
02/17/22	H	W, 63-49

Florida Atlantic (Blue Raiders lead, 29-1)

H: 16-0	A: 13-1	N: 0-0
11/19/04	H	W, 85-63
01/11/07	A	W, 78-48
02/24/07	H	W, 76-63
01/10/08	H	W, 79-63
02/23/08	A	W, 89-84 (OT)
01/07/09	H	W, 90-64
02/21/09	A	L, 70-73
01/16/10	H	W, 92-76
02/27/10	A	W, 88-71
01/12/11	H	W, 83-52
01/26/11	A	W, 85-53
01/14/12	A	W, 55-37
02/18/12	H	W, 65-41
01/09/13	H	W, 73-59
02/02/13	A	W, 70-67
02/15/14	A	W, 83-77
01/10/15	A	W, 101-69
03/07/15	H	W, 73-60
02/04/16	A	W, 83-73
03/03/16	H	W, 71-65
01/21/17	H	W, 87-69
03/04/17	A	W, 71-59
02/08/18	A	W, 69-64
01/05/19	A	W, 74-55
03/02/19	H	W, 74-48
01/16/20	H	W, 81-66
01/01/21	H	W, 84-65
01/02/21	H	W, 66-64
01/13/22	A	W, 60-56
02/19/22	H	W, 72-49

Florida State (Seminoles lead, 2-1)

H: 1-0	A: 0-1	N: 0-1
01/26/83	A	L, 67-75
11/28/93	H	W, 66-43
03/19/16	N	L, 55-72

Fordham (Fordham leads, 1-0)

H: 0-0	A: 0-1	N: 0-0
12/30/18	A	L, 49-61

Furman (MT leads, 3-2)

H: 2-0	A: 1-1	N: 0-1
01/15/97	A	L, 86-95 (3OT)
11/22/98	H	W, 81-75
12/29/98	N	L, 66-83
11/11/18	A	W, 78-71
11/24/19	H	W, 78-62

Georgia (Bulldogs lead, 12-1)

H: 0-7	A: 1-4	N: 0-1
11/23/84	H	L, 73-84
12/02/85	A	L, 58-108
12/10/89	H	L, 89-95
12/08/90	H	L, 62-80
12/06/92	A	L, 65-80
11/27/94	H	L, 71-95
12/01/96	H	L, 70-89
11/20/01	A	L, 72-77 (OT)
12/30/02	H	L, 43-79
12/13/03	A	L, 50-65
11/30/05	H	L, 72-90
12/07/06	A	W, 70-62
03/20/11	N	L, 41-56

Georgia Southern (Blue Raiders lead, 3-0)

H: 1-0	A: 1-0	N: 1-0
12/15/95	N	W, 101-90
12/04/04	A	W, 66-54
11/25/05	H	W, 80-58

Georgia State (Blue Raiders lead, 7-0)

H: 3-0	A: 4-0	N: 0-0
11/27/87	A	W, 101-80
11/24/90	A	W, 98-94
11/24/91	H	W, 84-61
12/16/95	A	W, 80-64
12/02/04	A	W, 64-49
12/08/05	H	W, 69-51
11/29/18	H	W, 69-54

Georgia Tech (Yellow Jackets lead, 5-0)

H: 0-2	A: 0-3	N: 0-0
12/03/10	A	L, 48-68
12/11/11	H	L, 58-47
12/22/16	H	L, 60-61
03/23/17	A	L, 57-70
12/03/17	A	L, 45-48

Gonzaga (Series tied, 1-1)

H: 0-0	A: 0-0	N: 1-1
03/17/07	N	W, 85-46
11/30/19	N	L, 50-62

Hawai'i (Rainbow Wahine lead, 1-0)

H: 0-0	A: 0-1	N: 0-0
12/23/96	A	L, 63-82

Hiwassee JC (Tigers lead, 2-0)

H: 0-1	A: 0-1	N: 0-0
12/13/75	H	L, 70-71
01/10/76	A	L, 60-72

Houston (Cougars lead, 5-3)

H: 1-2	A: 1-2	N: 1-1
12/19/91	N	L, 85-99
12/02/95	N	W, 76-69
12/30/00	A	L, 72-77
12/20/01	H	L, 63-75
01/05/04	H	L, 63-67
11/28/04	A	L, 56-80
11/22/05	H	W, 62-35
11/19/07	A	W, 69-68

Illinois (Blue Raiders lead series, 1-0)

H: 0-0	A: 0-0	N: 1-0
11/27/21	N	W, 62-52

Indiana (Series tied, 2-2)

H: 1-0	A: 1-1	N: 0-1
12/05/87	A	W, 65-59
12/10/99	N	L, 68-81
03/14/01	A	L, 63-66
11/22/08	H	W, 65-59

Iowa (Hawkeyes lead series, 1-0)

H: 0-0	A: 0-1	N: 0-0
11/14/12	A	L, 63-69 (OT)

IUPUI (Blue Raiders lead series, 1-0)

H: 1-0	A: 0-0	N: 0-0
03/21/19	H	W, 59-47

Jackson State (Blue Raiders lead, 3-2)

H: 1-0	A: 1-1	N: 1-1
12/28/80	N	L, 62-82
03/15/83	A	W, 64-61
12/20/91	N	W, 76-68
12/03/94	A	L, 78-85
12/10/94	H	W, 75-73

James Madison (Series tied, 1-1)

H: 1-0	A: 0-1	N: 0-0
12/12/10	H	W, 81-75
11/20/11	A	L, 46-60

Kansas (Jayhawks lead, 2-0)

H: 0-0	A: 0-2	N: 0-0
03/16/88	A	L, 75-81
03/16/96	A	L, 57-72

Kansas State (Wildcats lead, 2-1)

H: 0-1	A: 0-1	N: 1-0
12/17/01	H	L, 53-54 (OT)
12/06/02	A	L, 61-79
12/21/10	N	W, 63-49

Kennesaw State (Blue Raiders lead, 3-0)

H: 3-0	A: 0-0	N: 0-0
01/04/88	H	W, 83-66
11/09/12	H	W, 87-45
12/12/13	H	W, 68-32

Kentucky (Wildcats lead, 16-5)

H: 4-6	A: 1-10	N: 0-0
11/18/77	H	L, 80-82
11/17/78	H	W, 90-87
01/06/83	A	L, 68-73
01/09/84	A	W, 74-68
11/30/85	A	L, 77-85
12/20/86	H	L, 68-79
02/25/88	A	L, 68-76
01/08/89	H	L, 66-68
02/27/90	A	L, 56-72
03/21/08	A	L, 66-68 (OT)
12/28/09	H	W, 57-51
12/29/10	A	L, 72-81
12/28/11	H	W, 70-58
12/09/12	A	L, 46-68
11/24/13	H	L, 72-84
12/12/14	A	L, 62-78
12/13/15	H	L, 52-68
12/09/16	A	L, 48-61
12/28/17	H	W, 62-57
12/15/18	A	L, 55-72
11/10/19	H	L, 52-67

Lafayette (Blue Raiders lead, 1-0)

H: 1-0	A: 0-0	N: 0-0
11/15/08	H	W, 85-47

Lambuth (Blue Raiders lead, 2-0)

H: 1-0	A: 1-0	N: 0-0
12/10/75	H	W, 83-21
02/27/76	H	W, 77-56

Louisiana Tech (Blue Raiders lead, 8-7)

H: 3-2	A: 3-3	N: 2-2
03/17/83	N	L, 59-91
02/06/85	A	L, 62-86
01/25/01	H	L, 57-80
02/15/01	A	L, 64-83
01/11/14	A	W, 68-51
01/17/15	H	W, 82-59
02/07/15	A	W, 68-44
03/12/15	N	W, 77-58
02/11/16	H	W, 69-57
01/28/17	A	W, 79-65
02/01/18	H	L, 49-66
01/12/19	H	W, 73-58
01/23/20	A	L, 60-78
03/11/21	N	W, 77-71
03/11/22	N	L, 72-80

Lipscomb (Blue Raiders lead, 14-0)

H: 8-0	A: 6-0	N: 0-0
11/23/81	A	W, 95-60
12/13/82	H	W, 83-61
01/02/88	H	W, 92-68
12/08/88	A	W, 92-77
11/28/89	H	W, 95-87
12/04/90	A	W, 79-64
12/17/00	H	W, 75-52
12/14/01	A	W, 75-63
12/22/02	H	W, 61-56
12/30/03	A	W, 68-47
11/19/17	H	W, 72-48
12/04/19	H	W, 70-49
12/20/20	H	W, 84-64
12/5/21	A	W, 84-59

Louisiana (Blue Raiders lead, 19-0)

H: 10-0	A: 6-0	N: 3-0

02/17/01	H	W, 77-52
03/01/01	N	W, 78-59
01/12/02	A	W, 75-63
03/01/02	N	W, 90-59
01/25/03	H	W, 61-41
01/31/04	A	W, 72-57
01/27/05	H	W, 53-45
03/08/05	N	W, 67-52
01/26/06	H	W, 69-68
03/04/06	H	W, 84-58
01/28/07	H	W, 84-57
03/06/07	A	W, 77-67
01/30/08	A	W, 85-66
01/28/09	H	W, 85-57
01/03/10	H	W, 83-54
01/08/11	A	W, 84-62
01/07/12	H	W, 104-53
11/24/12	A	W, 72-45
01/19/13	H	W, 72-36

Louisville (Cardinals lead, 6-1)

H: 0-3	**A: 1-3**	**N: 0-0**
12/12/92	H	L, 70-71
12/30/07	A	L, 64-76
12/04/08	H	L, 44-67
12/09/09	A	W, 94-84
03/24/13	A	L, 49-74
11/16/16	H	L, 72-91
12/09/17	A	L, 26-80

LSU (Tigers lead, 3-2)

H: 1-0	**A: 1-3**	**N: 0-0**
12/04/82	A	L, 65-67
03/16/86	A	L, 65-78
12/28/07	H	W, 67-56
11/30/08	A	W, 79-75
11/18/09	A	L, 40-61

Maine (Black Bears lead, 2-1)

H: 0-0	**A: 0-1**	**N: 1-1**
12/28/86	A	L, 67-75
12/28/98	N	L, 78-92
11/18/06	N	W, 87-60

Manhattan (Jaspers lead, 1-0)

H: 0-0	**A: 0-0**	**N: 0-1**
11/28/03	N	L, 65-70

Marist (Red Foxes lead, 1-0)

H: 0-0	**A: 0-0**	**N: 0-1**
03/19/07	N	L, 59-73

Marquette (Golden Eagles lead, 1-0)

H: 0-0	**A: 0-0**	**N: 0-1**
11/26/21	N	L, 55-59

Marshall (Blue Raiders lead, 10-2)

H: 5-2	**A: 6-0**	**N: 1-0**
02/19/14	H	W, 75-36
02/19/15	A	W, 74-48
01/28/16	H	W, 65-54
02/27/16	A	W, 79-73
03/11/16	N	W, 69-41
01/12/17	A	W, 72-63
02/18/17	H	W, 94-69
01/26/18	A	W, 73-57
02/16/19	H	L, 53-59
01/09/20	A	W, 75-55
03/04/21	H	L, 49-72
03/05/21	H	W, 61-54
01/27/22	H	W, 80-41
02/24/22	A	W, 65-57

Maryland (Terrapins lead, 2-0)

H: 0-1	**A: 0-0**	**N: 0-0**
11/10/06	H	L, 76-80
12/05/07	A	L, 69-74

Maryville (Blue Raiders lead, 2-0)

H: 1-0	**A: 1-0**	**N: 0-0**
12/06/76	H	W, 116-46
12/18/76	A	W, 2-0

Memphis (Blue Raiders lead, 9-8)

H: 4-3	**A: 4-4**	**N: 1-1**
03/04/76	N	W, 75-52
03/04/77	A	L, 68-84
01/30/78	A	L, 86-101
03/03/78	N	L, 62-74
11/18/78	H	L, 81-91
01/30/79	H	W, 65-63
02/09/80	A	W, 68-63
01/26/81	H	L, 61-79
02/26/81	A	W, 70-66
12/01/92	A	W, 83-70
01/05/94	H	W, 74-72
11/25/96	H	L, 65-77
12/14/97	A	L, 75-102
03/11/99	A	L, 61-71
01/02/02	A	W, 82-80 (OT)
12/19/02	H	W, 89-83
11/11/12	H	W, 82-68

Memphis JV (Blue Raiders lead, 1-0)

H: 0-0	**A: 1-0**	**N: 0-0**
02/06/76	A	W, 77-35

Mercer (Blue Raiders lead, 1-0)

H: 1-0	**A: 0-0**	**N: 0-0**
12/3/21	H	W, 59-49

Miami (Fla.) (Blue Raiders lead, 2-1)

H: 1-0	**A: 1-1**	**N: 0-0**
12/30/80	A	L, 74-80
11/15/13	A	W, 61-55
11/17/14	H	W, 53-48

Miami (Ohio) (Blue Raiders lead, 2-0)

H: 0-0	**A: 0-0**	**N: 2-0**
01/05/80	N	W, 73-49
12/29/80	N	W, 78-57

Michigan State (Spartans lead, 1-0)

H: 0-0	**A: 0-1**	**N: 0-0**
03/22/09	A	L, 59-60

Milwaukee (Panthers lead, 1-0)

H: 0-0	**A: 0-0**	**N: 0-1**
12/07/02	N	L, 60-62

Minnesota (Blue Raiders lead, 1-0)

H: 0-0	**A: 1-0**	**N: 0-0**
11/19/06	A	W, 79-61

Mississippi College (Blue Raiders lead, 1-0)

H: 1-0	**A: 0-0**	**N: 0-0**
12/02/88	H	W, 93-53

Mississippi State (Blue Raiders lead, 5-3)

H: 2-0	**A: 0-0**	**N: 3-3**
02/07/76	N	L, 73-78
11/18/77	H	W, 83-70
12/16/78	N	L, 0-2
02/04/83	N	W, 79-76 (OT)
11/28/87	N	W, 57-56
12/06/90	H	W, 69-49
03/21/10	N	L, 64-68
12/01/13	N	W, 62-48

Mississippi University for Women (Series tied, 1-1)

H: 0-0	**A: 1-1**	**N: 0-0**
02/06/76	A	L, 63-72
12/20/80	A	W, 89-71

Mississippi Valley State (Blue Raiders lead, 1-0)

H: 1-0	**A: 0-0**	**N: 0-0**
11/21/19	H	W, 101-51

Missouri (Tigers lead, 2-0)

H: 0-1	**A: 0-0**	**N: 0-1**
01/11/78	H	L, 65-81
12/20/96	N	L, 55-61

Missouri State (Blue Raiders lead, 2-0)

H: 1-0	**A: 1-0**	**N: 0-0**
12/17/15	H	W. 70-54
12/19/16	A	W, 71-52

Montevallo (Blue Raiders lead, 2-0)

H: 2-0	**A: 0-0**	**N: 0-0**
11/29/97	H	W, 87-67
11/27/99	H	W, 85-50

Morehead State (Blue Raiders lead, 44-7)

H: 24-3	**A: 18-3**	**N: 2-1**
01/17/77	H	W, 91-80
01/07/78	A	L, 89-94 (OT)
01/06/79	H	L, 67-74
12/04/79	H	L, 51-58
01/26/80	A	W, 70-61
01/03/81	H	W, 73-68
12/10/81	A	W, 67-64
02/25/82	H	W, 86-57
03/03/82	N	L, 62-66
12/17/82	A	W, 66-51
03/04/83	H	W, 81-53
03/10/83	N	W, 74-61
01/12/84	A	L, 53-56
02/16/84	H	W, 68-49
03/06/84	H	W, 65-47
01/12/85	H	W, 80-69
02/16/85	A	W, 86-72
01/18/86	A	W, 74-64
02/24/86	H	W, 71-57
03/05/86	H	W, 85-72
01/17/87	H	W, 90-73
02/23/87	A	W, 91-61
01/30/88	A	W, 72-66
02/15/88	H	W, 86-69
03/09/88	H	W, 83-56
01/23/89	H	W, 68-64
02/18/89	A	W, 77-72
01/27/90	A	W, 71-60
02/12/90	H	W, 85-78
01/21/91	A	W, 90-47
02/16/91	H	W, 67-63
01/25/92	H	W, 83-69
02/10/92	A	W, 81-76 (OT)
01/09/93	H	W, 79-49
02/20/93	A	L, 73-85
01/24/94	A	W, 88-71
02/26/94	H	W, 83-60
01/23/95	H	W, 84-70
02/25/95	A	W, 95-68
01/20/96	A	W, 108-74
02/19/96	H	W, 108-75
03/02/96	N	W, 99-73
01/06/97	A	W, 84-58
02/01/97	H	L, 78-81
01/24/98	A	W, 99-77
02/21/98	H	W, 91-54
01/21/99	H	W, 99-72
02/18/99	A	W, 91-66
01/08/00	A	W, 96-59
02/05/00	H	W, 80-74
03/16/17	H	W, 67-58

Morris Brown (Blue Raiders lead, 1-0)

H: 1-0	**A: 0-0**	**N: 0-0**
01/29/02	H	W, 90-39

Murray State (Blue Raiders lead, 44-13)

H: 24-3	**A: 16-9**	**N: 4-1**
12/04/75	H	W, 66-50
02/02/76	A	W, 55-44
02/07/76	N	W, 64-57
01/22/77	A	W, 79-52
02/11/77	H	W, 92-63
02/21/77	H	W, 90-53
01/23/78	A	W, 89-65

02/18/78	H	W, 92-73
01/22/79	H	W, 87-79 (OT)
02/17/79	A	L, 78-90
01/19/80	A	W, 80-62
02/14/80	H	W, 76-60
01/17/81	A	L, 72-73
02/12/81	H	W, 75-74
01/21/82	H	W, 90-67
02/18/82	A	W, 79-74
01/22/83	A	W, 75-68
02/19/83	H	W, 96-68
03/09/83	N	W, 84-73
01/27/84	H	W, 100-59
02/11/84	A	W, 84-67
01/28/85	A	W, 77-66
02/11/85	H	W, 87-69
01/11/86	H	W, 102-68
02/17/86	A	W, 87-71
01/10/87	A	L, 66-72
02/16/87	H	W, 101-83
03/04/87	N	W, 72-64
01/23/88	H	W, 74-70
02/29/88	A	L, 60-82
01/30/89	A	W, 71-68
02/11/89	H	W, 93-78
03/06/89	H	L, 66-73
01/20/90	H	L, 61-79
02/19/90	A	W, 71-65
03/05/90	N	L, 74-82
01/14/91	H	W, 95-72
02/23/91	A	L, 81-91
01/04/92	A	L, 69-72
02/01/92	H	W, 88-80
02/01/93	A	W, 96-63
03/01/93	H	W, 79-56
01/15/94	A	W, 80-69
02/09/94	H	L, 76-79
01/14/95	H	W, 105-60
02/13/95	A	W, 77-74
01/29/96	H	W, 68-51
02/24/96	A	L, 67-74
03/03/96	N	W, 70-63
12/17/96	H	W, 84-68
01/25/97	A	L, 61-72
01/03/98	H	W, 67-56
02/02/98	A	W, 62-49
01/04/99	A	W, 72-68
01/30/99	H	W, 58-48
01/27/00	A	L, 57-76
02/24/00	H	W, 76-63

NC State (Blue Raiders lead, 1-0)

H: 0-0	**A: 0-0**	**N: 1-0**
03/19/05	N	W, 60-58

Nevada (Blue Raiders lead, 1-0)

H: 0-0	**A: 0-0**	**N: 1-0**
11/28/16	N	W, 90-46

New Mexico State (Blue Raiders lead, 3-2)

H: 1-1	**A: 2-1**	**N: 0-0**
02/22/01	A	W, 77-70
01/10/02	A	L, 67-88
01/23/03	H	L, 63-73
01/29/04	A	W, 52-51
01/29/05	H	W, 65, 41

New Orleans (Blue Raiders lead, 13-1)

H: 5-0	**A: 5-1**	**N: 3-0**
01/27/01	H	W, 82-51
12/29/01	H	W, 77-54
01/18/03	A	L, 59-65
03/09/03	N	W, 69-55
01/24/04	H	W, 67-47
01/20/05	A	W, 59-51
03/04/05	N	W, 73-30
01/28/06	A	W, 90-41
01/13/07	A	W, 78-50
01/20/08	H	W, 80-61
01/24/09	A	W, 87-53
03/07/09	N	W, 82-47
12/30/09	A	W, 102-57
01/27/10	H	W, 78-60

Norfolk State (Blue Raiders lead, 1-0)

H: 1-0	**A: 0-0**	**N: 0-0**
11/29/03	N	W, 80-58

North Alabama (Blue Raiders lead, 2-0)

H: 1-0	**A: 1-0**	**N: 0-0**
02/06/82	H	W, 93-70
02/22/82	A	W, 81-53

North Carolina (Blue Raiders lead, 1-0)

H: 0-0	**A: 0-0**	**N: 1-0**
03/21/04	N	W, 67-62

North Dakota State (Series tied, 1-1)

H: 1-0	**A: 0-1**	**N: 0-0**
12/04/05	A	L, 58-65
01/02/07	H	W, 93-63

North Texas (Blue Raiders lead, 24-4)

H: 13-1	**A: 9-2**	**N: 2-1**
01/06/01	A	L, 72-85
03/03/01	N	L, 54-72
01/19/02	H	L, 72-74
02/06/03	A	W, 70-56
02/12/04	H	W, 64-55
03/07/04	N	W, 81-66
02/12/05	A	W, 64-49
03/06/05	A	W, 59-58 (OT)
02/08/06	A	L, 64-69
01/24/07	A	W, 70-56
01/26/08	H	W, 89-50
12/31/08	A	W, 72-52
02/15/09	H	W, 113-58
01/30/10	H	W, 119-51
03/07/10	N	W, 106-66
01/05/11	H	W, 83-63
02/02/12	A	W, 70-68
12/27/12	H	W, 66-64
01/24/13	A	W, 60-47
01/08/14	H	W, 86-42
02/14/15	H	W, 85-59
01/21/16	A	W, 76-52
01/07/17	H	W, 60-52
01/18/18	H	W, 56-48
01/26/19	H	W, 61-46
02/06/20	A	W, 80-60
03/05/20	H	W, 74-63
01/09/22	H	W, 80-52

Northern Kentucky (Series tied, 1-1)

H: 0-0	**A: 0-1**	**N: 1-0**
01/04/80	A	L, 69-70
11/28/86	N	W, 70-69

Notre Dame (Fighting Irish lead, 1-0)

H: 0-0	**A: 0-1**	**N: 0-0**
03/23/04	A	L, 46-59

Ohio (Bobcats lead, 3-0)

H: 0-1	**A: 0-2**	**N: 0-0**
12/29/15	A	L, 49-72
11/30/16	H	L, 52-73
03/24/19	A	L, 57-59

Oklahoma (Sooners lead, 2-0)

H: 0-0	**A: 0-1**	**N: 0-1**
11/25/85	N	L, 75-83
11/19/08	A	L, 65-85

Oklahoma State (Cowgirls lead, 1-0)

H: 0-0	**A: 0-0**	**N: 0-1**
01/03/91	N	L, 70-88

Old Dominion (Blue Raiders lead series, 8-6)

H: 5-3	**A: 2-3**	**N: 1-0**
12/19/06	H	W, 86-71
11/10/07	A	L, 68-76
01/25/14	H	W, 62-49
01/22/15	A	W, 65-48
01/16/16	H	L, 58-61
03/12/16	N	W, 70-54
02/09/17	A	W, 80-63
03/03/18	H	W, 65-47
02/09/19	A	L, 65-70
01/02/20	H	L, 56-67
02/26/21	H	L, 57-74
02/27/21	H	W, 74-70
02/10/22	A	L, 56-58
03/05/22	H	W, 62-44

Ole Miss (Rebels lead, 14-6)

H: 4-3	**A: 1-8**	**N: 1-3**
12/14/78	N	L, 61-68
12/13/79	N	W, 69-63
01/08/82	A	L, 66-67
12/17/83	A	L, 72-84
01/31/85	H	L, 66-77
12/21/85	A	L, 80-95
01/03/87	H	L, 63-95
12/17/87	A	L, 63-77
01/02/91	N	L, 59-78
12/29/94	N	L, 56-103
11/24/95	H	W, 88-86
11/22/96	A	L, 60-94
11/15/97	H	L, 60-61
12/16/99	A	L, 44-76
12/06/00	A	L, 53-72
12/01/01	H	W, 74-64
11/23/14	A	W, 71-65
03/26/15	H	W, 82-70
11/22/15	H	W, 84-75
11/29/17	A	L, 56-65

Oral Roberts (Blue Raiders lead, 2-0)

H: 2-0	**A: 0-0**	**N: 0-0**
01/22/92	H	W, 83-76
12/10/93	H	W, 81-55

Oregon (Blue Raiders lead, 1-0)

H: 0-0	**A: 0-0**	**N: 1-0**
12/03/93	N	W, 79-74

Oregon State (Beavers lead, 1-0)

H: 0-0	**A: 0-0**	**N: 0-1**
03/23/14	N	L, 36-55

Penn State (Series tied, 1-1)

H: 0-0	**A: 0-1**	**N: 1-0**
12/18/05	N	W, 79-65
11/13/11	A	L, 49-65

Portland State (Vikings lead, 1-0)

H: 0-0	**A: 0-0**	**N: 0-1**
12/02/89	N	L, 64-69

Quinnipiac (Blue Raiders lead, 1-0)

H: 0-0	**A: 0-0**	**N: 1-0**
12/27/86	N	W, 89-59

Radford (Blue Raiders lead, 1-0)

H: 0-0	**A: 0-0**	**N: 1-0**
12/03/95	N	W, 84-73

Rice (Blue Raiders lead, 9-4)

H: 5-1	**A: 1-1**	**N: 3-2**
02/08/14	H	W, 65-54
02/12/15	H	W, 79-61
01/23/16	A	W, 61-60
03/10/16	N	W, 74-54
01/05/17	H	W, 71-61
03/09/17	N	W, 61-59
02/17/18	H	W, 51-41
03/08/18	N	L, 53-61
02/24/19	H	L, 47-60
03/16/19	N	L, 54-69
02/08/20	A	L, 60-77

03/13/21	N	W, 68-65
01/7/22	H	W, 87-63

San Francisco (Dons lead, 2-0)

H: 0-0	A: 0-1	N: 0-1
11/26/89	N	L, 57-82
12/14/91	A	L, 54-70

San Jose State (Blue Raiders lead, 1-0)

H: 0-0	A: 0-0	N: 1-0
12/13/91	N	W, 88-54

Seton Hall (Pirates lead, 1-0)

H: 0-1	A: 0-0	N: 1-0
03/31/22	H	L, 73-74

Shorter (Hawks lead, 1-0)

H: 0-1	A: 0-0	N: 0-0
11/29/76	H	L, 69-73

Siena (Blue Raiders lead, 1-0)

H: 0-0	A: 0-0	N: 1-0
12/28/88	N	W, 103-62

South Alabama (Blue Raiders lead, 21-4)

H: 9-1	A: 9-1	N: 3-2
12/19/80	N	L, 50-51
01/09/82	N	W, 72-55
11/26/85	N	L, 63-79
01/13/01	H	L, 71-79
02/14/02	H	W, 71-66
01/16/03	A	L, 58-72
01/22/04	H	W, 56-55
01/22/05	A	W, 63-46
01/19/06	A	W, 59-58
12/14/06	A	W, 93-58
02/03/07	H	W, 86-58
03/03/07	N	W, 79-52
12/22/07	A	W, 80-46
02/14/08	H	W, 66-46
01/04/09	A	W, 80-57
02/18/09	H	W, 90-64
03/09/09	N	W, 77-71
02/06/10	A	W, 100-52
02/21/10	H	W, 100-78
01/02/11	A	W, 67-59
02/05/11	H	W, 71-48
12/31/11	H	W, 60-39
01/21/12	A	W, 60-53
01/05/13	A	W, 60-39
02/20/13	H	W, 69-48

South Carolina (Blue Raiders lead, 2-1)

H: 1-0	A: 1-1	N: 0-0
03/12/86	A	W, 78-77 (OT)
12/16/02	A	L, 50-65
12/18/04	H	W, 69-56

South Carolina State (Blue Raiders lead, 2-0)

H: 1-0	A: 1-0	N: 0-0
12/14/02	A	W, 70-57
12/22/03	H	W, 76-54

South Dakota State (Jackrabbits lead, 5-4)

H: 3-2	A: 1-3	N: 0-0
01/03/05	H	L, 56-58
12/02/05	A	W, 79-72
11/13/06	H	L, 61-72
12/13/09	A	L, 61-87
11/28/10	H	W, 70-51
11/17/11	H	W, 59-49
12/01/12	A	L, 56-63
12/21/13	H	W, 59-44
12/15/14	A	L, 61-65

Southeastern Louisiana (Blue Raiders lead, 1-0)

H: 0-0	A: 0-0	N: 1-0
11/29/13	N	W, 81-57

Southeast Missouri (Blue Raiders lead, 16-4)

H: 7-2	A: 7-2	N: 2-0
01/11/92	H	W, 81-57
02/24/92	A	W, 82-67
01/30/93	A	W, 65-58
02/27/93	H	W, 75-65
01/17/94	A	W, 70-67
02/14/94	H	L, 64-68
03/05/94	N	W, 71-70
01/16/95	H	W, 73-64
02/11/95	A	W, 78-67
01/13/96	H	W, 78-64
02/12/96	A	L, 81-82
01/18/97	H	L, 73-74 (OT)
02/17/97	A	W, 78-63
01/10/98	A	W, 89-71
02/07/98	H	W, 95-67
01/07/99	H	W, 82-75
02/04/99	A	L, 73-76
12/04/99	H	W, 85-81
02/08/00	A	W, 67-58
02/29/00	N	W, 76-57

Southern (Blue Raiders lead, 1-0)

H: 0-0	A: 1-0	N: 0-0
12/03/82	A	W, 87-78

Southern Illinois (Blue Raiders lead, 4-1)

H: 3-0	A: 1-1	N: 0-0
11/26/95	H	W, 66-48
12/15/96	A	L, 72-91
01/28/03	A	W, 87-63
11/24//03	H	W, 76-62
12/17/21	H	W, 62-61

Southern Indiana (Blue Raiders lead, 2-0)

H: 2-0	A: 0-0	N: 0-0
03/02/93	H	W, 89-77
12/11/93	H	W, 94-72

Southern Miss (Golden Eagles lead, 9-8)

H: 3-3	A: 2-4	N: 3-2
12/15/77	N	W, 82-75 (OT)
12/17/79	A	L, 65-77
02/05/14	A	L, 56-68
03/15/14	N	W, 84-55
01/15/15	H	L, 75-77
02/05/15	A	L, 65-70
03/13/15	N	L, 53-65
02/13/16	H	W, 74-44
01/26/17	A	L, 61-81
03/10/17	N	L, 54-59
01/20/18	H	L, 53-61
01/10/19	H	W, 66-49
01/25/20	A	W, 77-69
01/15/21	H	W, 78-58
01/16/21	H	L, 61-69
01/22/22	A	W, 81-71
03/10/22	N	W, 70-50

St. Bonaventure (Blue Raiders lead, 1-0)

H: 0-0	A: 0-0	N: 1-0
12/20/10	N	W, 58-53

TCU (Blue Raiders lead, 2-1)

H: 1-0	A: 0-1	N: 1-0
12/17/88	N	W, 70-53
12/29/19	H	W, 82-70
12/13/20	A	L, 77-83

Temple (Owls lead, 1-0)

H: 0-1	A: 0-0	N: 0-0
03/29/15	H	L, 57-69

Tennessee (Lady Vols lead, 15-0)

H: 0-4	A: 0-7	N: 0-4
03/06/76	N	L, 70-73
03/02/77	N	L, 66-87
01/17/78	H	L, 79-87
12/05/78	A	L, 63-87
11/26/79	H	L, 48-63
02/27/81	N	L, 47-66
03/14/84	A	L, 52-70
11/26/06	A	L, 64-88
12/13/07	A	L, 61-84
12/11/08	A	L, 52-81
11/25/09	H	L, 52-69
11/29/11	A	L, 43-82
11/28/12	A	L, 81-88 (OT)
11/08/13	H	L, 57-67
03/21/21	N	L, 62-87

Tennessee State (Blue Raiders lead, 33-10)

H: 17-4	A: 16-4	N: 0-2
01/14/80	A	W, 84-52
02/04/80	H	W, 69-55
12/08/80	H	W, 84-67
01/19/81	A	W, 80-65
12/05/81	H	W, 53-43
01/16/82	A	W, 71-66
11/26/82	H	W, 88-67
02/01/83	A	W, 77-68
01/31/87	A	W, 91-56
02/26/87	H	W, 111-64
02/05/88	A	W, 90-72
02/20/88	H	W, 91-61
01/09/89	H	W, 81-53
02/04/89	A	W, 81-61
01/15/90	A	L, 74-77
02/24/90	H	W, 67-53
01/28/91	H	W, 77-67
02/09/91	A	W, 63-62
01/18/92	A	W, 94-68
02/17/92	H	W, 99-69
01/13/93	H	L, 72-78
02/11/93	A	W, 105-103 (2OT)
01/19/94	H	L, 59-68
02/05/94	A	L, 80-86
03/06/94	N	L, 66-88
01/18/95	A	L, 56-68
02/18/95	H	L, 70-76
03/05/95	N	L, 71-83
01/16/96	H	W, 70-52
02/10/96	A	W, 73-60
01/08/97	H	W, 64-61
02/13/97	A	L, 79-82
01/17/98	H	W, 76-74
02/14/98	A	W, 80-78
01/14/99	A	W, 89-50
02/11/99	H	W, 81-79
02/23/99	H	L, 79-82
01/22/00	H	W, 84-66
02/19/00	A	W, 62-38
11/17/00	H	W, 90-68
11/16/01	A	W, 77-57
12/28/02	H	W, 83-62
12/15/03	A	W, 82-63
12/18/11	H	W, 94-53

Tennessee Tech (Blue Raiders lead, 44-39)

H: 28-10	A: 16-23	N: 0-6
01/17/76	H	L, 75-86
02/16/76	A	L, 58-99
03/06/76	N	L, 68-84
01/10/77	A	L, 67-97
02/05/77	H	W, 80-78
01/14/78	H	L, 81-88
02/15/78	A	L, 66-81
03/02/78	N	L, 68-96
01/13/79	A	L, 73-107
12/14/79	N	L, 68-71 (OT)
01/10/80	H	W, 72-57
02/07/80	A	L, 69-72
02/29/80	N	L, 70-72
01/08/81	A	W, 76-66
02/05/81	H	W, 81-78
02/28/81	N	L, 79-87
12/19/81	H	L, 67-81
01/30/82	A	L, 68-74
01/15/83	A	W, 74-72
02/12/83	H	W, 95-77

01/07/84	A	W, 70-66
03/03/84	H	W, 85-64
03/07/84	H	W, 71-64
01/07/85	H	W, 62-58
02/21/85	A	L, 86-92 (OT)
03/05/85	H	W, 67-61
01/06/86	A	L, 58-77
02/03/86	H	W, 72-69
03/06/86	H	W, 66-63
01/05/87	A	L, 74-78
02/02/87	H	W, 94-85
03/05/87	A	L, 67-71
01/09/88	H	W, 63-55
03/03/88	A	L, 79-83
03/10/88	H	W, 79-62
01/16/89	A	L, 65-74
02/25/89	H	W, 73-65
01/08/90	H	L, 49-71
02/03/90	A	L, 69-79
01/26/91	H	L, 58-64
02/11/91	A	L, 70-86
03/05/91	A	L, 59-84
01/20/92	A	L, 80-86
02/15/92	H	L, 92-93 (OT)
01/23/93	A	L, 72-91
02/15/93	H	W, 77-71
03/09/93	A	L, 73-80
01/29/94	H	W, 74-70
02/17/94	A	L, 74-83
01/28/95	H	L, 48-69
02/09/95	A	W, 66-63
01/11/96	A	W, 88-57
02/15/96	H	W, 75-64
01/11/97	H	L, 61-71
02/08/97	A	W, 71-65
02/28/97	N	L, 56-59
01/07/98	A	W, 59-56
01/14/98	H	L, 55-74
12/05/98	H	W, 74-63
01/12/99	A	L, 63-85
01/15/00	A	L, 60-77
02/12/00	H	W, 90-82
12/10/00	A	W, 87-74
12/09/01	H	L, 64-68 (OT)
11/25/02	A	W, 71-59
11/21/03	H	W, 65-52
12/09/04	A	L, 50-52
12/21/05	H	W, 74-46
11/29/06	A	W, 68-50
11/14/07	H	W, 89-62
12/28/08	A	W, 101-66
11/28/09	H	W, 76-39
12/01/10	A	W, 71-58
11/23/11	H	W, 74-55
11/20/12	A	W, 65-59 (OT)
01/02/14	H	W, 84-53
12/28/14	A	W, 98-76
12/20/15	H	W, 69-53
11/19/16	A	W, 73-62
11/14/17	H	W, 58-44
11/16/18	A	L, 64-68
11/21/19	H	W, 64-58
11/22/21	A	

Texas Southern (Blue Raiders lead, 1-0)

H: 0-0	A: 0-0	N: 1-0
12/12/99	N	W, 76-55

Texas Tech (Red Raiders lead, 2-0)

H: 0-0	A: 0-0	N: 0-2
11/24/89	N	L, 61-76
03/21/05	N	L, 69-80

Toledo (Blue Raiders lead, 1-0)

H: 0-0	A: 1-0	N: 0-0
03/28/22	A	W, 73-71

Tulane (Blue Raiders lead, 3-2)

H: 1-1	A: 2-1	N: 0-0
03/05/14	A	W, 64-52
12/03/16	H	W, 62-59
12/17/17	A	L, 44-62
11/14/19	A	W, 64-62
12/09/20	H	L, 78-81

Tulsa (Blue Raiders lead, 1-0)

H: 0-0	A: 1-0	N: 0-0
02/1/14	A	W, 67-57

Troy (Blue Raiders lead, 20-2)

H: 10-1	A: 9-1	N: 1-0
12/11/92	H	W, 88-65
02/19/94	A	W, 71-59
01/21/06	H	W, 91-60
01/06/07	H	W, 90-55
02/22/07	A	W, 68-60
01/17/08	A	W, 87-53
03/01/08	H	W, 61-50
03/08/08	N	W, 74-51
12/20/08	H	W, 82-46
02/11/09	A	W, 75-60
02/03/10	H	W, 84-51
02/17/10	A	W, 106-84
01/19/11	H	W, 103-52
02/17/11	A	W, 80-61
01/05/12	A	W, 72-66 (OT)
01/25/12	H	W, 82-52
02/10/13	H	L, 70-74 (OT)
02/28/13	A	W, 85-63
12/14/17	H	W, 73-57
12/04/18	A	W, 67-64
12/17/20	H	W, 92-76
12/11/21	A	L, 76-77

UAB (Blue Raiders lead, 16-9)

H: 7-3	A: 7-4	N: 2-1
11/23/90	N	L, 68-76
12/29/97	H	W, 65-41
11/19/98	A	W, 73-63
11/19/99	H	L, 67-70 (OT)
11/28/00	A	L, 71-76
12/19/05	A	L, 69-71
01/18/14	A	W, 61-55
03/01/14	H	W, 68-58
03/13/14	N	W, 69-59
01/04/15	A	W, 76-68
02/28/15	H	L, 57-62
01/03/16	H	W, 68-40
02/21/16	A	W, 77-72
01/01/17	A	W, 64-61
02/26/17	H	W, 87-56
01/06/18	H	L, 51-59
02/22/18	A	L, 58-65
02/02/19	H	W, 60-44
02/23/19	A	L, 72-77 (OT)
03/15/19	N	W, 75-65
02/15/20	A	W, 62-52
02/20/20	H	L, 59-61
01/28/21	A	W, 81-78 (OT)
01/30/21	H	W, 95-68
02/05/22	H	W, 75-55

UAH (Blue Raiders lead, 2-0)

H: 1-0	A: 1-0	N: 0-0
01/13/88	H	W, 92-45
02/03/88	A	W, 105-32

UALR (Blue Raiders lead, 18-7)

H: 9-1	A: 5-5	N: 4-1
01/08/01	H	W, 93-80
01/20/01	A	W, 77-61
01/26/02	A	W, 79-60
02/09/02	H	W, 81-63
01/11/03	H	W, 68-29
02/15/03	A	W, 69-52
01/17/04	A	L, 54-68
02/21/04	H	W, 71-54
01/13/05	H	W, 71-49
02/17/05	A	W, 62-54
01/14/06	A	L, 53-58
02/18/06	H	W, 65-58
01/20/07	A	W, 75-62
02/06/08	H	L, 53-66
03/10/08	N	W, 57-45
01/17/09	A	W, 67-62 (OT)
03/10/09	N	W, 74-54
01/09/10	A	L, 43-63
03/09/10	N	W, 70-68 (OT)
02/20/11	A	L, 61-69
02/12/12	H	W, 59-51
03/06/12	N	L, 70-71 (OT)
01/16/13	H	W, 65-56
02/16/13	A	L, 43-51
03/11/13	N	W, 53-48

UCF (Blue Raiders lead, 5-0)

H: 2-0	A: 3-0	N: 0-0
12/22/00	A	W, 71-69
11/15/09	H	W, 78-53
12/07/10	A	W, 77-73
12/16/13	A	W, 63-51
12/20/14	H	W, 79-57

ULM (Blue Raiders lead, 10-0)

H: 4-0	A: 5-0	N: 1-0
12/17/06	H	W, 103-89
02/07/07	A	W, 83-70
01/24/08	A	W, 64-61
01/31/09	H	W, 91-75

Versus Conferences

America East	1-2
American Athletic	6-3
Atlantic Coast	10-16
Atlantic Sun	11-0
Atlantic 10	8-5
Big East	5-7
Big Sky	0-1
Big South	7-0
Big 10	7-5
Big 12	2-12
Colonial	4-2
Conference USA	151-63
Horizon	3-1
Ivy League	1-1
Metro Atlantic	2-2
Mid-American	14-5
Mid-Eastern Athletic	4-0
Missouri Valley	8-1
Mountain West	3-2
Northeast	3-1
Ohio Valley	314-107
Pac-12	4-4
Patriot	2-0
Southeastern	38-88
Southern	23-24
Southland	3-0
Southwestern Athletic	6-2
Summit League	8-6
Sun Belt	213-66
TransAmerica Athletic	7-0
West Coast	1-3
Western Athletic	2-1
Other	55-13

01/20/10	A	W, 74-55
02/02/11	H	W, 87-58
02/23/12	A	W, 67-53
02/02/13	A	W, 66-48
02/23/13	H	W, 74-53
03/09/13	N	W, 59-56

UMKC (Blue Raiders lead, 1-0)

H: 0-0	**A: 1-0**	**N: 0-0**
12/30/93	A	W, 73-68

UNC Asheville (Blue Raiders lead, 6-0)

H: 3-0	**A: 3-0**	**N: 0-0**
01/13/89	A	W, 88-50
01/13/90	H	W, 90-61
12/12/98	A	W, 77-63
12/21/99	H	W, 74-61
11/26/17	A	W, 72-57
12/20/18	H	W, 67-46

UNC Wilmington (Blue Raiders lead, 1-0)

H: 0-0	**A: 0-0**	**N: 1-0**
11/11/11	N	W, 79-60

UNCG (Blue Raiders lead, 1-0)

H: 0-0	**A: 0-0**	**N: 1-0**
12/21/00	N	W, 69-66

Union (Tenn.) (Blue Raiders lead, 6-3)

H: 2-1	**A: 3-2**	**N: 1-0**
01/13/76	H	L, 76-83
02/28/76	A	W, 95-94
01/15/77	H	W, 91-88
02/28/77	A	L, 90-93 (OT)
12/10/77	A	W, 80-69
01/09/78	A	W, 92-84
11/30/78	A	L, 80-91
01/15/79	H	W, 67-60
12/16/83	N	W, 74-62

UNLV (Blue Raiders lead, 2-0)

H: 0-0	**A: 2-0**	**N: 0-0**
12/06/97	A	W, 85-82 (OT)
11/25/18	A	W, 66-62

USC (Trojans lead, 1-0)

H: 0-0	**A: 0-0**	**N: 0-1**
12/19/17	N	L, 57-72

USF (Blue Raiders lead, 3-1)

H: 2-1	**A: 1-0**	**N: 0-0**
01/12/90	H	W, 79-64
11/12/04	H	L, 62-70
11/14/10	H	W, 71-59
12/18/13	A	W, 68-62

Utah (Utes lead, 2-0)

H: 0-0	**A: 0-0**	**N: 0-2**
12/14/78	N	L, 74-82
03/18/06	N	L, 71-76

UT-Arlington (Blue Raiders lead, 2-0)

H: 1-0	**A: 0-0**	**N: 1-0**
12/16/88	N	W, 73-62
12/04/93	A	W, 87-66

UTEP (Blue Raiders lead, 9-2)

H: 4-0	**A: 3-2**	**N: 2-0**
01/15/14	H	W, 69-58
01/31/15	H	W, 74-53
01/07/16	A	L, 73-84
02/04/17	H	W,76-53
01/13/18	A	W, 54-45
01/17/19	A	W, 79-49
03/14/19	N	W, 66-44
01/30/20	H	W, 79-60
02/22//20	A	W, 92-80
03/12/21	N	W, 74-58
01/1/22	A	L, 55-56

UT Martin (Blue Raiders lead, 31-4)

H: 14-1	**A: 14-3**	**N: 3-0**
01/24/76	H	W, 91-66
02/24/76	A	W, 81-76
03/04/76	N	W, 87-79
03/02/77	N	W, 69-67
01/31/78	A	W, 89-61
03/01/78	A	W, 70-54
02/21/79	A	W, 73-69
02/02/80	H	W, 63-49
02/16/81	A	W, 75-62
01/24/83	A	W, 75-68
02/21/83	H	W, 86-65
01/23/84	H	W, 76-55
02/07/84	A	W, 86-79
01/10/85	A	W, 95-55
02/14/85	H	W, 80-64
01/16/92	A	W, 90-69
02/03/92	H	W, 110-66
01/18/93	A	W, 76-54
02/08/93	H	W, 81-73
01/03/94	A	W, 83-65
01/31/94	H	W, 84-60
01/05/95	H	W, 105-96
01/30/95	A	W, 95-89
01/27/96	H	W, 96-78
02/26/96	A	W, 76-70
01/27/97	A	W, 76-36
02/22/97	H	W, 68-50
01/05/98	H	L, 32-57
01/31/98	A	L, 71-83
03/01/98	N	W, 59-58
01/02/99	A	L, 70-90
01/28/99	H	W, 88-71
01/29/00	A	L, 70-73
02/26/00	H	W, 78-77
12/05/01	H	W, 73-55

UTSA (Blue Raiders lead, 8-0)

H: 4-0	**A: 4-0**	**N: 0-0**
01/22/14	H	W, 60-41
01/29/15	H	W, 73-53
01/09/16	A	W, 74-63
02/02/17	H	W, 77-63
01/11/18	A	W, 62-47
01/17/19	A	W, 72-52
02/01/20	H	W, 69-48
12/30/21	A	W, 85-56

Vanderbilt (Blue Raiders lead, 14-8)

H: 7-3	**A: 6-5**	**N: 1-0**
12/01/76	H	W, 91-26
02/13/77	A	W, 89-41
12/11/78	H	W, 69-67
02/26/79	A	W, 74-70
11/24/79	A	W, 67-66
02/28/80	N	W, 76-57
12/06/80	H	L, 88-89
02/03/82	A	W, 76-71
01/19/83	A	W, 86-81
02/16/83	H	W, 73-66 (OT)
01/17/84	H	L, 60-66
01/31/84	A	L, 67-83
01/06/88	A	L, 67-70
12/06/88	H	W, 81-73
02/15/90	A	L, 70-88
02/06/91	H	L, 66-79
01/30/92	A	L, 61-90
03/18/12	A	L, 46-60
11/10/17	A	W, 65-54
11/09/18	H	W, 65-58
11/15/21	H	W, 55-46
03/24/22	H	W, 55-53

VCU (Blue Raiders lead, 2-0)

H: 1-0	**A: 1-0**	**N: 0-0**
12/18/19	H	W, 86-63
11/12/21	A	W, 54-46

Virginia (Cavaliers lead, 3-0)

H: 0-1	**A: 0-2**	**N: 0-0**
01/02/06	A	L, 63-79
11/13/15	H	L, 66-70
11/11/16	A	L, 51-63

Wagner (Series tied, 1-1)

H: 0-0	**A: 1-1**	**N: 0-0**
12/29/88	A	L, 75-80 (OT)
12/29/92	A	W, 73-53

Wake Forest (Blue Raiders lead, 2-0)

H: 2-0	**A: 0-0**	**N: 0-0**
03/09/17	H	W, 73-66
03/21/22	H	W, 67-55

West Virginia (Series tied, 1-1)

H: 0-0	**A: 0-0**	**N: 1-1**
12/28/84	N	W, 93-67
12/21/96	N	L, 60-77

Western Carolina (Series tied, 2-2)

H: 2-1	**A: 0-1**	**N: 0-0**
12/06/91	H	W, 76-65
12/02/07	H	L, 71-77
03/19/08	H	W, 104-69
12/07/08	A	L, 59-68

Western Kentucky (Blue Raiders lead, 38-32)

H: 23-8	**A: 12-22**	**N: 3-2**
02/26/77	H	W, 89-81
01/28/78	H	W, 74-70
02/25/78	A	L, 63-83
01/27/79	A	W, 86-79
02/24/79	H	W, 82-63
12/03/79	H	W, 54-49
01/24/80	H	W, 60-46
02/21/80	A	W, 56-53
01/22/81	A	L, 76-77
02/19/81	H	L, 88-94
01/14/82	A	L, 63-67
02/13/82	H	W, 69-62
12/08/82	H	W, 71-64
12/30/83	A	L, 69-72
03/17/85	N	L, 83-90
12/09/85	A	L, 78-103
12/02/86	H	L, 71-78
12/09/87	A	L, 51-83
02/07/89	H	L, 64-77
02/28/90	A	L, 64-80
01/15/93	H	L, 77-97
11/29/98	A	L, 62-83
02/01/01	A	W, 85-83
02/24/01	H	W, 75-70
01/17/02	H	L, 66-71
02/22/02	A	L, 62-66
01/04/03	H	W, 74-62
03/01/03	A	L, 73-84
03/11/03	A	L, 83-86
02/05/04	H	L, 68-70 (2OT)
02/26/04	A	L, 71-79
03/09/04	A	W, 79-57
02/03/05	A	L, 67-71 (OT)
02/24/05	H	W, 79-55
03/07/05	N	W, 65-61
01/08/06	H	W, 68-63
02/25/06	A	L, 63-70
03/07/06	H	W, 84-73
12/27/06	H	W, 76-62
02/11/07	A	W, 78-63
01/03/08	A	L, 81-85
02/17/08	H	W, 68-60
03/11/08	N	L, 49-65
01/14/09	A	W, 68-56
03/01/09	H	W, 87-61
12/20/09	H	W, 68-54
01/24/10	A	W, 88-63
03/08/10	N	W, 76-63
02/09/11	A	W, 72-66
02/27/11	H	W, 64-56
02/08/12	H	W, 67-64

02/26/12	A	W, 77-62
03/04/12	N	W, 65-57
01/27/13	H	W, 79-57
03/02/13	A	W, 71-54
02/21/15	A	L, 60-63
01/30/16	H	W, 83-75
02/25/16	A	L, 51-62
01/15/17	A	L, 51-66
02/16/17	H	L, 75-82
01/04/18	A	L, 43-57
02/15/18	H	L, 60-76
02/14/19	H	W, 81-69
03/07/19	A	L, 56-67
01/11/20	A	L, 63-71
02/29/20	H	W, 108-103 (2OT)
01/22/21	A	W, 75-65
01/23/21	A	W, 77-60
01/29/22	H	W, 71-64
02/26/22	A	L, 93-97

Wichita State (Blue Raiders lead, 1-0)

H: 0-0	**A: 0-0**	**N: 1-0**
11/30/90	N	W, 63-44

Wisconsin (Blue Raiders lead, 2-0)

H: 0-0	**A: 0-0**	**N: 2-0**
11/29/86	N	W, 69-56
11/27/04	N	W, 77-74

Wofford (Blue Raiders lead, 1-0)

H: 1-0	**A: 0-0**	**N: 0-0**
03/17/22	H	W, 86-56

Wright State (Blue Raiders lead, 1-0)

H: 0-0	**A: 0-0**	**N: 1-0**
11/30/13	N	W, 69-62

Xavier (Blue Raiders lead, 7-4)

H: 3-1	**A: 4-1**	**N: 0-2**
12/05/97	N	L, 62-78
12/15/00	N	L, 89-92
12/23/01	A	W, 68-60
12/03/03	A	W, 67-65
01/06/05	H	W, 64-58
12/03/09	A	L, 63-80
12/09/10	H	L, 52-65
12/09/11	A	W, 65-49
12/06/12	H	W, 63-48
12/07/14	H	W, 90-68
12/06/15	A	W, 62-53

Yale (Blue Raiders lead, 1-0)

H: 0-0	**A: 0-0**	**N: 1-0**
12/28/92	N	W, 66-50

Youngstown State (Blue Raiders lead, 10-0)

H: 5-0	**A: 5-0**	**N: 0-0**
01/19/84	H	W, 87-59
02/23/84	A	W, 75-69
01/19/85	A	W, 91-81 (OT)
02/23/85	H	W, 87-74
01/25/86	H	W, 97-72
02/10/86	A	W, 77-66
01/24/87	A	W, 93-82
02/09/87	H	W, 76-55
01/16/88	A	W, 74-73
02/22/88	H	W, 80-78

Opponent	First Meeting	Last Meeting	Record
Akron	01/24/84	02/07/87	8-0
Alabama	12/03/77	11/27/15	2-8
Appalachian State	12/31/94	12/31/94	1-0
Arizona	11/25/07	11/28/08	2-0
Arizona State	11/14/14	12/01/19	0-3
Arkansas	02/05/83	11/20/14	0-5
Arkansas State	12/01/90	03/22/15	19-6
Auburn	12/04/85	11/29/19	1-4
Austin Peay	01/24/77	12/17/17	60-9
Ball State	03/19/15	03/15/18	1-1
Belmont	11/13/79	12/06/20	16-3
Berry	12/17/77	12/17/77	0-1
Blue Mountain	12/16/77	12/16/77	1-0
Brown	01/04/91	01/04/91	0-1
Bucknell	11/25/89	11/25/89	1-0
Canisius	12/20/17	12/20/17	1-0
Central Michigan	12/04/87	12/28/16	2-1
Central Missouri	12/15/79	12/15/79	0-1
Charlotte	02/22/14	03/02/22	12-1
Chattanooga	01/07/76	12/29/18	26-17
Chicago State	12/17/03	12/17/03	1-0
Cincinnati	12/29/84	12/29/04	1-5
Clemson	12/18/80	12/03/14	4-1
Coppin State	12/05/17	12/05/17	1-0
Cumberland (Tenn.)	12/11/86	12/13/90	2-0
Dartmouth	11/24/18	11/24/18	1-0
Denver	01/18/01	02/04/12	12-3
Duke	03/14/98	03/14/98	0-1
East Carolina	02/26/14	11/09/21	3-0
Eastern Illinois	12/01/89	01/18/00	5-5
Eastern Kentucky	02/13/78	11/26/06	36-13
Erskine	11/14/98	11/14/98	1-0
ETSU	01/19/76	11/26/11	18-3
Evansville	12/08/84	12/11/85	2-0
Fairleigh Dickinson	12/30/94	12/30/94	1-0
FIU	01/11/01	02/17/22	33-10
Florida Atlantic	11/19/04	02/19/22	29-1
Florida State	11/26/83	03/19/16	1-2
Fordham	12/30/18	12/30/18	0-1
Furman	01/15/97	11/24/19	3-2
Georgia	11/23/84	03/20/11	1-12
Georgia Southern	12/15/95	11/25/05	3-0
Georgia State	11/27/87	11/29/18	7-0
Georgia Tech	12/03/10	12/03/17	0-5
Gonzaga	03/17/07	11/30/19	1-1
Hawai'i	12/23/96	12/23/96	0-1
Hiwassee JC	12/13/75	01/10/76	0-2
Houston	12/19/91	11/19/07	3-5
Illinois	11/27/21	11/27/21	1-0
Indiana	12/05/87	11/22/08	2-2
Iowa	11/14/12	11/14/12	0-1
IUPUI	03/21/19	03/21/19	1-0
Jackson State	12/28/80	12/10/94	3-2
James Madison	12/12/10	11/20/11	1-1
Kansas	03/16/88	03/16/96	0-2
Kansas State	12/17/01	12/21/10	1-2
Kennesaw State	01/04/88	12/12/13	3-0
Kentucky	11/18/77	11/10/19	5-16
Lafayette	11/15/08	11/15/08	1-0
Lambuth	12/10/75	02/27/76	2-0
Louisiana Tech	03/17/83	03/11/22	8-7
Lipscomb	11/23/81	12/05/21	14-0
Louisiana	02/17/01	01/19/13	19-0
Louisville	12/12/92	12/09/17	1-6
LSU	12/04/82	11/18/09	2-3
Maine	12/28/86	11/18/06	1-2
Manhattan	11/28/03	11/28/03	0-1
Marist	03/19/07	03/19/07	0-1
Marquette	11/26/21	11/26/21	0-1
Marshall	02/19/14	02/24/22	12-2
Maryland	11/10/06	12/05/07	0-2
Maryville	12/06/76	12/18/76	2-0
Memphis	03/04/76	11/11/12	9-8
Memphis JV	02/06/76	02/06/76	1-0
Mercer	12/03/21	12/03/21	1-0
Miami (Fla.)	12/30/80	11/17/14	2-1
Miami (Ohio)	01/05/80	12/29/80	2-0
Michigan State	03/22/09	03/22/09	0-1
Milwaukee	12/07/02	12/07/02	0-1
Minnesota	11/19/06	11/19/06	1-0
Mississippi College	12/02/88	12/02/88	1-0
Mississippi State	02/07/76	12/01/13	5-3
Mississippi University for Women	02/06/76	12/20/80	1-1
Mississippi Valley State	11/21/18	11/21/18	1-0
Missouri	01/11/78	12/20/96	0-2
Missouri State	12/17/15	12/19/16	2-0
Montevallo	11/29/97	11/27/99	2-0

Opponent	First Meeting	Last Meeting	Record
Morehead State	01/17/77	03/16/17	44-7
Morris Brown	01/29/02	01/29/02	1-0
Murray State	12/04/75	02/24/00	44-13
NC State	03/19/05	03/19/05	1-0
Nevada	11/28/15	11/28/15	1-0
New Mexico State	02/22/01	01/29/05	3-2
New Orleans	01/27/01	01/27/10	13-1
Norfolk State	11/29/03	11/29/03	1-0
North Alabama	02/06/82	02/22/82	2-0
North Carolina	03/21/04	03/21/04	1-0
North Dakota State	12/04/05	01/02/07	1-1
North Texas	01/06/01	01/09/22	23-4
Northern Kentucky	01/04/80	11/28/86	1-1
Notre Dame	03/23/04	03/23/04	0-1
Ohio	12/29/15	03/24/19	0-3
Oklahoma	11/25/85	11/19/08	0-2
Oklahoma State	01/03/91	01/03/91	0-1
Ole Miss	12/14/78	11/29/17	6-14
Old Dominion	12/19/06	03/05/22	8-6
Oral Roberts	01/22/92	12/10/93	2-0
Oregon	12/03/93	12/03/93	1-0
Oregon State	03/23/14	03/23/14	1-0
Penn State	12/18/05	11/13/11	1-1
Portland State	12/02/89	12/02/89	0-1
Quinnipiac	12/27/86	12/27/86	1-0
Radford	12/03/95	12/03/95	1-0
Rice	02/08/14	01/07/22	9-4
San Francisco	11/26/89	12/14/91	0-2
San Jose State	12/13/91	12/13/91	1-0
Seton Hall	03/31/22	03/31/22	0-1
Shorter	11/29/76	11/29/76	0-1
Siena	12/28/88	12/28/88	1-0
South Alabama	12/19/80	02/20/13	21-4
South Carolina	03/12/86	12/18/04	2-1
South Carolina State	12/14/02	12/22/03	2-0
South Dakota State	01/03/05	12/15/14	4-5
Southeast Missouri	01/11/92	02/29/00	16-4
Southeastern Louisiana	11/29/13	11/29/13	1-0
Southern	12/03/82	12/03/82	1-0
Southern Illinois	11/26/95	12/17/21	4-1
Southern Indiana	03/02/93	12/11/93	2-0
Southern Miss	12/15/77	03/10/22	8-9
St. Bonaventure	12/20/10	12/20/10	1-0
TCU	12/17/88	12/13/20	2-1
Temple	03/29/15	03/29/15	0-1
Tennessee	03/06/76	03/21/21	0-15
Tennessee State	01/14/80	12/18/11	34-10
Tennessee Tech	01/17/76	11/22/21	44-39
Texas Southern	12/12/99	12/12/99	1-0
Texas Tech	11/24/89	03/21/05	0-2
Toledo	03/28/22	03/28/22	1-0
Troy	12/11/92	12/11/21	20-2
Tulane	03/05/14	12/09/20	3-2
Tulsa	02/01/14	02/01/14	1-0
UAB	11/23/90	02/05/22	16-9
UAH	01/13/88	02/03/88	2-0
UALR	01/08/01	03/11/13	18-7
UCF	12/22/00	12/20/14	5-0
ULM	12/17/06	03/09/13	10-0
UMKC	12/30/93	12/30/93	1-0
UNC Asheville	01/13/89	12/20/18	6-0
UNC Wilmington	11/11/11	11/11/11	1-0
UNCG	12/21/00	12/21/00	1-0
Union (Tenn.)	01/13/76	12/16/83	6-3
UNLV	12/06/97	11/25/18	2-0
USC	12/19/17	12/19/17	0-1
USF	01/12/90	12/18/13	3-1
Utah	12/14/78	03/18/06	0-2
UT-Arlington	12/16/88	12/04/93	2-0
UTEP	01/15/14	01/01/22	9-2
UT Martin	01/24/76	12/05/01	31-4
UTSA	01/22/14	12/30/21	8-0
Vanderbilt	12/01/76	03/24/22	14-8
VCU	12/18/19	11/12/21	2-0
Virginia	01/02/06	11/11/16	0-3
Wagner	12/29/88	12/29/92	1-1
Wake Forest	03/19/17	03/21/22	2-0
West Virginia	12/28/84	12/21/96	1-1
Western Carolina	12/06/91	12/07/08	2-2
Western Kentucky	02/26/77	02/26/22	38-32
Wichita State	11/30/90	11/30/90	1-0
Wisconsin	11/29/86	11/27/04	2-0

Wofford	03/17/22	03/17/22	1-0
Wright State	11/30/13	11/30/13	1-0
Xavier	12/05/97	12/06/15	7-4
Yale	12/28/92	12/28/92	1-0
Youngstown State	01/19/84	02/22/88	10-0

100 Point Games

Date	Opponent	Result
12/06/76	Maryville	W, 116-46
12/18/76	Chattanooga	W, 101-63
01/30/78	at Memphis	L, 86-101
01/13/79	at Tennessee Tech	L, 73-107
01/27/84	Murray State	W, 100-59
12/03/84	at Belmont	W, 105-60
02/25/85	Akron	W, 108-45
12/02/85	at Georgia	L, 58-108
12/09/85	at WKU	L, 78-103
12/11/85	Evansville	W, 106-71
01/11/86	Murray State	W, 102-68
02/16/87	Murray State	W, 101-83
02/21/87	at Eastern Kentucky	W, 104-63
02/26/87	Tennessee State	W, 111-64
11/27/87	at Georgia State	W, 101-80
02/03/88	at Alabama-Huntsville	W, 105-32
12/28/88	vs. Siena	W, 103-62
02/13/89	Austin Peay	W, 107-73
12/07/91	Alabama	L, 69-101
01/13/92	Austin Peay	W, 107-60
02/03/92	UT-Martin	W, 110-66
02/11/93	at Tennessee State	W,105-103
02/25/93	at Austin Peay	W, 100-71
12/29/94	vs. Mississippi	L, 56-103
12/30/94	vs. Fairleigh Dickinson	W, 107-71
01/05/95	UT-Martin	W, 105-96
01/14/95	Murray State	W, 105-60
12/15/95	vs. Georgia Southern	W, 101-90
01/20/96	at Morehead State	W, 108-74
02/19/96	Morehead State	W, 108-75
12/14/97	at Memphis	L, 75-102
12/17/06	ULM	W, 103-59
03/19/08	Western Carolina	W, 104-69
12/28/08	at Tennessee Tech	W, 101-66
02/15/09	North Texas	W, 113-58
12/30/09	at New Orleans	W, 102-57
01/30/10	North Texas	W, 119-51
02/06/10	at South Alabama	W, 100-52
02/17/10	at Troy	W, 106-84
02/21/10	South Alabama	W, 100-78
02/24/10	at FIU	W, 101-58
03/07/10	vs. North Texas	W, 106-66
01/19/11	Troy	W, 103-52
01/07/12	Louisiana	W, 104-53
01/10/15	at Florida Atlantic	W, 101-69
11/21/18	Mississippi Valley	W, 101-51
02/29/20	WKU	W, 108-103
Overall		**40-7**

One-Point Games

Date	Opponent	Result
12/13/75	Hiwassee JC	L, 70-71
02/28/76	at Union (Tenn.)	W, 95-94
12/02/78	Chattanooga	L, 59-60 (OT)
02/08/79	at Eastern Kentucky	L, 84-85
11/24/79	at Vanderbilt	W, 67-66
01/04/80	at Northern Kentucky	L, 69-70
01/21/80	at Chattanooga	W, 77-76
12/06/80	Vanderbilt	L, 88-89
12/19/80	vs. South Alabama	L, 50-51
01/17/81	at Murray State	L, 72-73
01/22/81	at WKU	L, 76-77
02/12/81	Murray State	W, 75-74
01/08/82	at Mississippi	L, 66-67
02/05/82	at Arkansas	L, 72-73
11/28/86	vs. Northern Kentucky	W, 70-69
03/12/86	at South Carolina	W, 78-77
11/28/87	vs. Mississippi State	W, 57-56
01/16/88	at Youngstown State	W, 74-73
02/18/91	Eastern Kentucky	W, 81-80
12/12/92	Louisville	L, 70-71
03/05/94	vs. Southeast Missouri	W, 71-70
02/12/96	at Southeast Missouri	L, 81-82
02/25/97	at Austin Peay	W, 60-59
11/15/97	Mississippi	L, 60-61
03/01/98	vs. UT-Martin	W, 59-58
02/26/00	UT-Martin	W, 78-77
12/17/01	Kansas State	L, 53-54
01/29/04	at New Mexico State	W, 52-51
03/06/05	at North Texas	W, 59-58
01/12/06	at Arkansas State	W, 66-65
01/19/06	at South Alabama	W, 59-58
01/26/06	Louisiana	W, 69-68
11/19/07	at Houston	W, 69-68
03/06/12	vs. UALR	L, 70-71 (OT)
01/23/16	at Rice	W, 61-60
12/22/16	Georgia Tech	L, 60-61
02/25/18	at Charlotte	W, 54-53
12/01/19	vs. Arizona State	L, 60-61
12/11/21	at Troy	L, 76-77
12/17/21	vs. Southern Illinois	W, 62-61
01/01/22	at UTEP	L, 55-56
02/13/22	at Charlotte	W, 46-45
03/31/22	vs. Seton Hall	L, 76-77
Overall		**23-20**

Overtime Games

Date	Opponent	Result
02/28/77	at Union (Tenn.)	L, 90-93
12/15/77	vs. Southern Miss	W, 82-75
01/07/78	at Morehead State	L, 89-94
12/02/78	Chattanooga	L, 59-60
01/22/79	Murray State	W, 87-79
12/14/79	vs. Tennessee Tech	L, 68-71
02/12/80	Chattanooga	L, 57-61
12/18/82	at Eastern Kentucky	W, 72-69
02/04/82	vs. Mississippi State	W, 79-76
02/16/82	Vanderbilt	W, 73-66
01/26/84	Austin Peay	W, 84-76
01/19/85	at Youngstown State	W, 91-81
02/21/85	at Tennessee Tech	L, 86-92
03/12/86	at South Carolina	W, 78-77
12/29/88	at Wagner	L, 75-80
02/10/92	at Morehead State	W, 81-76
02/15/92	Tennessee Tech	L, 92-93
02/11/93	at Tennessee State	W, 105-103 (2OT)
01/15/97	at Furman	L, 86-95 (3OT)
01/18/97	Southeast Missouri	L, 73-74
01/23/97	at Austin Peay	L, 66-70
12/06/97	at UNLV	W, 85-82
01/26/98	at Eastern Kentucky	L, 79-80
11/20/01	at Georgia	L, 72-77
12/09/01	Tennessee Tech	L, 64-68
01/02/02	at Memphis	W, 82-80
01/08/04	Alabama	W, 65-61
02/05/04	WKU	L, 68-70 (2OT)
02/03/05	at WKU	L, 67-71
03/06/05	at North Texas	W, 59-58
02/23/08	at Florida Atlantic	W, 89-84
03/21/08	at Kentucky	L, 66-68
01/17/09	at UALR	W, 67-62
03/09/10	vs. UALR	W, 70-68
01/05/12	at Troy	W, 72-66
03/06/12	vs. UALR	L, 70-71
11/14/12	at Iowa	L, 63-69
11/20/12	at Tennessee Tech	W, 65-59
11/28/12	at Tennessee	L, 81-88
02/10/13	Troy	L, 70-74
01/15/14	Southern Miss	L, 75-77
02/05/15	Southern Miss	L, 65-70
02/21/16	at UAB	W, 77-72
02/23/19	at UAB	L, 72-77
02/29/20	WKU	W, 108-103 (2 OT)
01/28/21	at UAB	W, 81-78
11/26/21	vs. Marquette	L, 55-59
01/15/22	at FIU	L, 54-56
02/26/22	at WKU	L, 93-97
03/28/22	at Toledo	W, 73-71
Overall		**23-27**

Home Openers

Date	Opponent	Result
12/04/75	Murray State	W, 66-50
11/29/76	Shorter	L, 69-73
11/18/77	Mississippi State	W, 83-70
11/17/78	Kentucky	W, 90-87
11/26/79	Tennessee	L, 48-63
12/01/80	Belmont	W, 77-75
12/05/81	Tennessee State	W, 54-43
11/26/82	Tennessee State	W, 88-67
11/28/83	Belmont	W, 87-40
11/23/84	No. 1 Georgia	L, 73-84
12/07/85	Chattanooga	W, 93-68
12/02/86	WKU	L, 71-78
01/02/87	Lipscomb	W, 92-68
12/02/88	Mississippi College	W, 93-53
11/28/89	Lipscomb	W, 95-87
12/06/90	Mississippi State	W, 69-49
11/24/91	Georgia State	W, 84-61
12/11/92	Troy	W, 88-65
11/28/93	Florida State	W, 66-43
11/27/94	No. 18 Georgia	L, 71-95
11/24/95	No. 20 Mississippi	W, 88-86
11/25/96	Memphis	L, 65-77
11/15/97	Mississippi	L, 60-61
11/14/98	Erskine	W, 88-46
11/19/99	UAB	L, 67-70
11/17/00	Tennessee State	W, 90-68
11/20/01	Cincinnati	L, 63-65
12/02/02	ETSU	W, 95-70
11/21/03	Tennessee Tech	W, 65-52
11/12/04	USF	L, 62-70
11/22/05	Houston	W, 62-35
11/10/06	No. 1 Maryland	L, 76-80
11/14/07	Tennessee Tech	W, 89-62
11/15/08	Lafayette	W, 85-47
11/15/09	UCF	W, 78-53
11/14/10	USF	W, 74-60
11/17/11	South Dakota State	W, 59-49
11/09/12	Kennesaw State	W, 87-45
11/08/13	No. 4 Tennessee	L, 57-67
11/17/14	Miami (Fla)	W, 53-48
11/13/15	Virginia	L, 66-70
11/16/16	Louisville	L, 72-91
11/14/17	Tennessee Tech	W, 58-44
11/09/18	Vanderbilt	W, 65-58
11/10/19	Kentucky	L, 52-67
12/06/20	Belmont	L, 64-70
11/09/21	East Carolina	W, 70-49
Overall		**31-16**

Season Openers

Date	Opponent	Result
12/04/75	Murray State	W, 66-50
11/29/76	Shorter	L, 69-73
11/18/77	Mississippi State	W, 83-70
11/17/78	Kentucky	W, 90-87
11/13/79	at Belmont	W, 73-70
12/01/80	Belmont	W, 77-75
11/23/81	at Lipscomb	W, 95-60
11/26/82	Tennessee State	W, 88-67
11/26/83	at Florida State	L, 67-75
11/23/84	No. 1 Georgia	L, 73-84
11/25/85	vs. No. 23 Oklahoma	L, 75-83
11/28/86	vs. Northern Kentucky	W, 70-69
11/27/87	at Georgia State	W, 101-80
11/29/88	at Chattanooga	W, 78-67
11/24/89	vs. Texas Tech	L, 61-76
11/23/90	vs. UAB	L, 68-76
11/24/91	Georgia State	W, 84-61
12/01/92	at Memphis	W, 83-70
11/28/93	Florida State	W, 66-43
11/27/94	No. 18 Georgia	L, 71-95
11/24/95	No. 20 Mississippi	W, 88-86
11/22/96	at Mississippi	L, 60-94
11/15/97	Mississippi	L, 60-61
11/14/98	Erskine	W, 88-46
11/19/99	UAB	L, 67-70
11/17/00	Tennessee State	W, 90-68
11/16/01	at Tennessee State	W, 77-57
11/25/02	at Tennessee Tech	W, 71-59
11/21/03	Tennessee Tech	W, 65-52
11/12/04	USF	L, 62-70
11/18/05	at Chattanooga	L, 66-76
11/10/06	#1/1 Maryland	L, 76-80
11/10/07	at Old Dominion	L, 68-76
11/15/08	Lafayette	W, 85-47
11/15/09	UCF	W, 78-53
11/14/10	USF	W, 74-60
11/11/11	vs. UNC Wilmington	W, 79-60

11/09/12	Kennesaw State	W, 87-45
11/08/13	No. 4 Tennessee	L, 57-67
11/14/14	Arizona State	L, 67-81
11/13/15	Virginia	L, 66-70
11/11/16	at Virginia	L, 51-63
11/10/17	at Vanderbilt	W, 65-54
11/09/18	Vanderbilt	W, 65-58
11/06/19	at East Carolina	W, 68-66
12/06/20	Belmont	L, 64-70
11/09/21	East Carolina	W, 70-49
Overall		**29-18**

CHRISSY GIVENS

- Associated Press Second Team, 2007
- United States Basketball Writers Association, 2007

AMBER HOLT

- Associated Press Third Team, 2008
- United States Basketball Writers Association, 2008
- CBSSports.com First Team, 2008
- State Farm/WBCA Honorable Mention, 2008

THE ONLY ALL-AMERICANS IN PROGRAM HISTORY HAVE SUITED UP FOR THE BLUE RAIDERS UNDER RICK INSELL. IN EACH OF THE LAST FIVE SEASONS, A MIDDLE TENNESSEE PLAYER HAS BEEN SELECTED TO AT LEAST ONE ALL-AMERICAN TEAM.

ALYSHA CLARK

- Associated Press Third Team, 2009
- CBSSports.com Second Team, 2009
- State Farm/WBCA Honorable Mention, 2009
- Associated Press Second Team, 2010
- State Farm/WBCA Honorable Mention, 2010
- United States Basketball Writers Association, 2010
- Lowe's Senior First Team, 2010
- NetScouts Basketball Third Team, 2010
- Full Court Press Second Team, 2010
- Basketball Times Third Team, 2010

EBONY ROWE

- Full Court Press Freshman Third Team, 2011
- Associated Press Honorable Mention, 2013-14
- WBCA Honorable Mention, 2013-14
- Full Court Press Honorable Mention, 2014

CHRISSY GIVENS

- Drafted 31st overall by the Phoenix Mercury in 2007
- Signed with the Detroit Shock in 2008

AMBER HOLT

- Drafted 9th overall by the Connecticut Sun in 2008
- Named to the 2008 WNBA All-Rookie Team
- Traded to the Tulsa Shock in 2010

ALYSHA CLARK

- Drafted 17th overall by the San Antonio Silver Stars in 2010
- Debuted for the Seattle Storm in 2012
- WNBA Champion with Seattle Storm in 2018

CHEYENNE PARKER

- Drafted 5th overall by the Chicago Sky in 2015

Broadcast Roster

COURTNEY BLAKELY
Guard • 5-8 • So.-1L
Gary Ind.
Bishop Noll HS

ANASTASIIA BOLDYREVA
Center • 6-6 • So.-1L
Moscow, Russia
Twice Named Hero of Soviet Union HS

GRACIE DODGEN
Guard • 5-10 • So.-1L
Sparta, Tenn.
White County HS

SAVANNAH WHEELER
Guard • 5-6 • Jr.-3L
Catlettsburg, Ky.
Marshall

KSENIYA MALASHKA
Forward • 6-0 • R-SR - TR
Minsk, Belarus
VCU

JALYNN GREGORY
Guard • 5-8 • So.-1L
Lafayette, Tenn.
Macon County HS

ANABEL LATORRE CIRIA
Forward • 6-3 • Jr.-2L
Zaragoza, Spain
John Madejski Academy

GRACIE HAMBY
Guard • 5-8 • Fr.-HS
Murfreesboro, Tenn.
Blackman HS

TA'MIA SCOTT
Guard • 6-0 • Fr.-HS
Clarksville, Tenn.
Clarksville HS

JADA GRANNUM
Forward • 6-3 • Jr.-2L
Mississauga, Ontario
Lincoln Prep

ALEXIS WHITTINGTON
Guard • 5-11 • Sr.-4L
Murfreesboro, Tenn.
Riverdale HS

COURTNEY WHITSON
Forward • 6-0 • Jr.-3L
Kingsport, Tenn.
Dobyns-Bennett HS

LANAE RILEY
Forward • 6-2 • Fr.-HS
Akron, Ohio
Archbishop Hoban HS

MEIOSHE MASON
Forward • 6-4 • Fr.-HS
Lebanon, Tenn.
Lebanon HS

RICK INSELL
Head Coach
18th Season
Middle Tennessee, 1977

MATT INSELL
Associate Head Coach
5th Season
Middle Tennessee, 2007

KIM BREWTON
Assistant Coach
13th Season
Liberty, 2000

NINA DAVIS
Assistant Coach
3rd Season
Baylor, 2017

EDDIE SANDERS
Director of Operations
4th Season
Freed-Hardeman, 1993

TOM HODGES
Director of Analytics
1st Season
Tennessee Tech, 2004

2022-23 MIDDLE TENNESSEE
LADY RAIDERS

1 COURTNEY BLAKELY

2 ANASTASIIA BOLDYREVA

3 GRACIE DODGEN

4 SAVANNAH WHEELER

5 KSENIYA MALASHKA

10 JALYNN GREGORY

11 ANABEL LATORRE CIRIA

12 GRACIE HAMBY

15 TA'MIA SCOTT

22 JADA GRANNUM

23 ALEXIS WHITTINGTON

33 COURTNEY WHITSON

34 LANAE RILEY

40 MEIOSHE MASON

#BLUENITED