



47 All-Americans ■ 12 Bowl Games ■ 21 Conference Players of Year ■ 12 Conference Championships

MIDDLE TENNESSEE BLUE RAIDER FOOTBALL

SERIES HISTORY

OverallFirst Meeting
Home0-0
Away0-0
StreakNone
Last MeetingFirst Meeting

TELEVISION: ESPN

Play-by-playKevin Negandhi
AnalystBooger McFarland
SidelineKatie George

RADIO: BLUE RAIDER NETWORK

Local:WGNS 1450 AM/100.5 FM/101.9 FM
Nashville:The Game 102.5 FM/97.5 FM
National:Bowl Season Radio
Play-by-playChip Walters (31st season)
AnalystWes Counts (6th Season)
SpotterWayne Groce (41st season)

SOCIAL MEDIA

Twitter/Instagram@MT_FB
FacebookBlue Raider Football

ATHLETIC COMMUNICATIONS

Address1672 Greenland Drive 37132
Phone615-898-2968
WebsiteGoBlueRaiders.com
Associate ADMark Owens
Emailowens@goblueraiders.com
Office615-898-5057
Cell615-631-9520
Twitter@MarkOwens5
InstagramMarkOwens5
Associate (secondary)Tony Stinnett
AssistantThomas Donley
Media SpecialistNathan Wallach
Social Media CoordinatorMatt Posey
Video InternGrant Swinton
Video InternReed Sellers
Staff WriterSam Doughton
Athletic Comm. Asst.Carson Herbert
Athletic Comm. Asst.Jonathan Caudle
Athletic Comm. Asst.Braydin Sik
Student InternNolan Jamison
PhotographerEmily Cole, Kaitlyn Hungerford

STATISTICAL LEADERS (2021)

RunPettaway: 74 carries, 359 yds, 3 TDs
PassVattiato: 67.6%, 777 yds, 5 TDs
RecMarshall: 45 rec, 510 yds, 6 TDs
ScoringRankin: 67 pts
TacklesBlankenship: 106
TFLThomas and Ferguson: 15.5
SacksFerguson: 8.0
INTRiley: 5-153

GAME 13

MIDDLE TENNESSEE (6-6; 4-4) VS TOLEDO (7-5; 5-3)

Friday, Dec. 17, 2021 ■ 11 AM CT ■ Nassau, Bahamas ■ Robinson Stadium (15,000)



BLUE RAIDERS

Head Coach: Rick Stockstill
Record at MT: 100-98-0
Career Record: 100-98-0
Conference: C-USA



ROCKETS

Head Coach: Jason Candle
Record at UT: 45-26 (6th)
Career Record: 45-26 (6th)
Conference: MAC

OPENING KICK

► The Blue Raiders have gained **31** turnovers this season and 19 of those have come at home in five games. The 31 turnovers lead the nation.

► RS Freshman **Quincy Riley**, who has played in just eight games, ranks tied for **2nd** nationally with five interceptions. The 5 picks equal the 10th most in a season at MT.

► MT has picked off 16 passes this season to rank **2nd** in C-USA and **5th** nationally.

► MT has **17** current players on its roster competing in the bowl game with a degree in hand. The student-athletes are Amir Rasul, Reed Blankenship, Jarrin Pierce, Will Gilchrist, Alex Usry, Cody Smith, Eric Magwood, Martell Pettaway, Raheme Fuller, Ja'Kerrius Wyatt, Wayne Parks, Chase Cunningham, CJ Windham, Yusuf Ali, Brad Anderson, Jordan Ferguson and DQ Thomas.

► MT is **42-28** all-time in C-USA play (2018 title game not included) and is averaging 182.3 yards rushing per game.

► **Consecutive Start Leaders:** Jarrin Pierce (22), Greg Grate (22), and Reed Blankenship (21).

► Under Rick Stockstill, the Blue Raiders have been involved in 27 games that were decided in the final minute of regulation or overtime. The team is 16-11 in those games and have won 12 of the last 17.

► Rick Stockstill is third on the school's all-time wins list with **100** victories.

► In 198 games under Rick Stockstill, the Blue Raiders are **+28** in turnover margin.

► MT has scored 30 or more points **87** times in 198 games under Rick Stockstill.

► Between Rick Stockstill, Tommy West and Scott Shafer the MT staff has a combined **33** years of head coaching experience with all but one year at the FBS level.

► The 2021 season is the **107th** for Blue Raider football and the 23rd at the FBS level.



Jordan Ferguson has enjoyed a career season for the Blue Raiders from his defensive end position. The junior leads MT in sacks (8.0), hurries (14), shares team lead in TFLs (15.5) and forced fumbles (3).

BLANKENSHIP SETS RECORD

With 13 tackles at Charlotte, Reed Blankenship became the Blue Raiders' all-time leader in tackles. He broke a 35-year old record. His 415 ranks **4th** nationally among active players.

TT	Player	Years
415	Reed Blankenship	2017-Pre.
344	Roosevelt Colvard	1983-86
331	Robbie Ridings	1979-82
331	Stan Wright	1976-79
323	T.T. Barber	2012-15
313	Jovante Moffatt	2015-19
313	Dennis Mix	1979-82
312	Kevin Byard	2011-15
303	Melvin Boyd	1973-75

2021 SCHEDULE



Monmouth
Sept. 4
W, 50-15
ESPN3



at #19 VT
Sept. 11
L, 35-14
ACCNX



at UTSA
Sept. 18
L, 13-27
ESPN+



at Charlotte
Sept. 24
L, 39-42
CBS Sports



Marshall
Oct. 2
W, 34-28
Stadium



at Liberty
Oct. 9
L, 13-41
ESPN3



at UConn
Oct. 22
W, 44-13
CBS Sports



So. Miss
Oct. 30
W, 35-10
ESPN+



at WKU
Nov. 6
L, 48-21
Stadium



FIU
Nov. 13
W, 50-10
ESPN3



ODU
Nov. 20
L, 24-17
ESPN+



at FAU
Nov. 27
W, 27-17
Stadium

QUICK FACTS

UNIVERSITY INFORMATION

Location.....Murfreesboro, TN 37132
 Founded.....1911
 Enrollment.....22,080
 Conference.....Conference USA
 Nickname.....Blue Raiders
 Colors.....Royal Blue and White
 President.....Sidney McPhee
 Alma Mater.....Prairie View, 1976
 Director of Athletics.....Chris Massaro
 Alma Mater.....Northern Colorado, 1983
 Faculty Representative.....Terry Whiteside
 NCAA Division.....FBS (17 sports; 8M/9W)
 Band.....Band of Blue

FOOTBALL INFORMATION

First Year of Football.....1911
 First Year of I-A (FBS) Football.....1999
 Overall Record (Years).....595-450-28 (106)
 Bowl Game Record.....4-8
 Last Bowl Game.....2018 (New Orleans Bowl)
 Stadium.....Johnny Floyd (Horace Jones Field)
 Year Opened.....1933
 Capacity.....30,788
 Record at Floyd Stadium.....304-127-13
 Playing Surface.....Synthetic Turf, 2014
 2020 Record.....3-6 (2-4 C-USA/5th in East)
 Offense.....Multiple
 Defense.....4-3 Multiple
 Lettermen Returning/Lost.....50/15
 Lost.....6 offense, 7 defense, 2 specialists
 Returning.....21 offense, 26 defense, 3 specialist
 Offensive Starters Returning/Lost.....9/2
 Defensive Starters Returning/Lost.....9/2

FOOTBALL STAFF

Head Coach.....Rick Stockstill (FSU, 1982)
 MT Record: 100-98
 Career Record: Same
 Offensive Coordinator/QBs.....Brent Dearmon
 Defensive Coordinator/Safeties.....Scott Shafer
 Defensive Line.....Tommy West
 Wide Receivers.....Brent Stockstill
 Offensive Line.....Rick Mallory
 Running Backs.....Jeff Beckles
 Linebackers.....TBD
 Off. Tackles/Run & Special Teams Coord. Mike Polly
 Defensive Line/Rec. Coord.....Dustin Royston
 Cornerbacks.....Kenneth Gilstrap
 Director of Football Operations.....Brent Brock
 Director of Player Personnel.....Eli Miller
 Strength Coach.....Matt Hickmann
 Athletic Trainer.....Keith Bunch
 Video Coordinator/Ops.....Erik Bartlett
 Asst. AD/Equipment Manager.....Larry Maples
 Offensive GA.....Brady Moyers
 Offensive GA.....Josh Qualls
 Defensive GA.....Azar Wilson
 Defensive GA.....Nic Woodley
 Offensive Quality Control.....Cam Curtis
 Defensive Quality Control.....Blake Catlett
 Recruiting Assistant.....TBA
 Administrative Aid.....Jan Worley
 Team Security.....Scott Miller, Brenna Smith

A LOOK AT THE SERIES

► The Blue Raiders and Rockets will be meeting for the first time ever in football. Since turning FBS in 1999, the Blue Raiders are 3-4 vs the MAC.

BOWL HISTORY

► The Bahamas Bowl will mark the **13th** bowl Middle Tennessee has participated in during its football history but **ninth** in the FBS era. MT faced Central Michigan in the 2006 Motor City Bowl (lost 31-14), then defeated Southern Miss (42-32) in the 2009 New Orleans Bowl. MT went on to the 2011 GoDaddy.com Bowl where they fell to Miami (OH) (35-21) before falling to Navy in the 2013 Armed Forces Bowl (24-6). MT lost to W. Michigan in the 2015 Bahamas Bowl (45-31) and fell to Hawaii in the 2016 Hawaii Bowl before winning the 2017 Camellia Bowl and later falling to Appalachian State in the New Orleans Bowl in 2018. Prior to the FBS era, the Raiders competed in the 1956 Refrigerator Bowl, the 1960 and 1961 Tangerine Bowl, and the 1964 Grantland Rice Bowl.

STOCK HITS 100

► With the win over FAU in the regular season finale, Rick Stockstill reached the 100-win plateau as a head coach. Stockstill is one of just three Blue Raider coaches to garner at least 100 wins with Charles Murphy (155) and Boots Donnelly (140) the others. He also became the 30th active coach in the FBS ranks with at least 100 wins and is one of seven active coaches to have at least triple digit wins and all of them residing at the same school.

DEFENSE ENJOYING STRONG YEAR OF DISRUPTION

► Since ending the 2020 season last November, Scott Shafer's defense made a point of emphasizing turnovers and creating more havoc in the backfield. Well, the players took it to heart and it has shown up in impressive numbers this season. Take a look at where the Blue Raiders rank nationally:

Turnovers Gained:	1st (31)
Defensive TDs:	1st (6)
Fumbles Recovered:	1st (15)
Interceptions:	5th (16)
Tackles for Loss:	22nd (6.8)
Passing Efficiency Defense:	27th (120.97)
Rushing Defense:	32nd (128.2)

EFFICIENT VATTIATO

► In his last three starts, true freshman Nick Vattiato has been extremely efficient throwing the football. In the three games he is a combined 66-for-93 for **71.0** percent. Against ODU he set personal highs with 34 completions and 49 attempts for 304 yards. The 34 completions are the fifth most in a single-game at MT and is the most ever by a true freshman. The 304 yards is also the most ever by a true freshman at MT. For the year, Vattiato is completing **67.6** percent of his passes which would rank fourth all-time for a single-season.

RAIDERS LEAD NATION IN TURNOVERS GAINED

► The Middle Tennessee defense has had its share of inconsistency this season but the unit is excelling in gaining turnovers. Through 12 games, MT has gained **31** turnovers to lead the nation with 15 fumble recoveries and 16 interceptions. MT forced six turnovers against Marshall, which went down as the most since the Blue Raiders forced seven against Charlotte in 2015, and also turned USM over five times (23 total in the last seven games). The **31** turnovers are the most since 2013 when the Blue Raiders had **33** (also had 33 in 2009). The 33 turnovers are the most in the FBS era (since 1998).

LANE LEADS NATION

► Freshman **Jaylin Lane** enters the bowl game leading the nation in punt return average at **16.9** yards a return. Lane has 16 returns on the season, including a 70-yard TD in the opener against Monmouth. The 16.9-yard average currently equals the third-best single-season average in school history.

DEFENSE FINDING THE ENDZONE

► The Blue Raider defense has been incredible this year in forcing turnovers but equally impressive in reaching the endzone. The

WATCH LIST RAIDERS

Bednarik: Reed Blankenship
Ray Guy: Kyle Ulbrich
Senior Bowl: Greg Grate, Reed Blankenship
NFLPA Collegiate Bowl: Reed Blankenship
Ted Hendricks: Jordan Ferguson

MOST WINS BY ACTIVE FBS COACH - ALL AT THE SAME SCHOOL


1. Dabo Swinney, Clemson	149
2. Mike Gundy, Oklahoma St.	148
3. Kyle Whittingham, Utah	144
4. Troy Calhoun, Air Force	110
5. Pat Fitzgerald, Northwestern	109
6. Ken Niumatalolo, Navy	104
7. Rick Stockstill, MT	100
8. David Shaw, Stanford	93
9. Kirby Smart, Georgia	64
10. Mark Stoops, Kentucky	58



2021 TEAM CAPTAINS



Reed Blankenship



Jordan Ferguson



Jarrin Pierce



DQ Thomas



CJ Windham

RAIDERS RECORD WHEN ...

2021

At Home.....	4-1
On the Road.....	2-5
Neutral Site.....	0-0
vs C-USA Opponents.....	4-4
vs Non-Conference.....	2-2
vs Ranked Opponents.....	0-1
vs In-State Opponents.....	0-0
In September.....	1-3
In October.....	3-1
In November.....	2-2
In December.....	0-0
On CBS SN.....	1-1
On Stadium.....	2-1
On ACC Network.....	0-1
On ESPN.....	0-0
On ESPN3.....	2-1
On ESPN+.....	1-2
Afternoon Games.....	2-5
Night Games.....	4-1
Decided by 7 or less.....	1-2
Winning Coin Toss.....	4-1
Losing Coin Toss.....	2-5
Scoring First.....	4-1
Opponent Scores First.....	2-5
Leading at Halftime.....	5-1
Tied at Halftime.....	0-1
Trailing at Halftime.....	1-4
Leading after 3 Quarters.....	5-0
Tied after 3 Quarters.....	0-1
Trailing after 3 Quarters.....	1-5
In Overtime.....	0-0
Scoring 30+ Points.....	5-1
Scoring 20-29 Points.....	1-1
Scoring 0-19 Points.....	0-4
Allowing 30+ Points.....	0-4
Allowing 20-29 Points.....	1-2
Allowing 0-19 Points.....	5-0
Outrushing Opponent.....	6-1
Getting Outrushed.....	0-5
Pass for More Yards.....	3-4
Pass for Fewer Yards.....	3-2
Outgaining Opponent.....	4-1
Getting Outgained.....	2-5
Win Time of Possession.....	3-3
Lose Time of Possession.....	3-3
Fewer Penalty Yards.....	3-3
More Penalty Yards.....	3-3
Win Turnover Battle.....	6-3

defense has scored **six** times this year to lead the nation with three interceptions for scores and three fumble returns. The six scores are the most by a Blue Raider defense in the FBS era which started in 1999.

BLOCK PARTY

► Middle Tennessee owns four blocked kicks this season to rank **ninth** nationally and the four blocks are the most by the Blue Raiders since they had five rejections in 2014. The Blue Raiders have two blocked punts and two blocked field goals with three of the four credited to defensive linemen. Under Rick Stockstill, the Blue Raiders have blocked at least one kick all 16 years and have **48** total.

'FERG' WREAKING HAVOC UP FRONT

► Junior defensive end **Jordan Ferguson** has enjoyed a career year in 2021 and has been highly disruptive. Ferguson leads the team with **8.0** sacks (ranks 1st in C-USA, 36th nationally) and 14 hurries while sharing the team lead with **15.5** TFLs (T1st in C-USA, 16th nationally). He has also added three forced fumbles and two fumble recoveries. His **8.0** sacks equal the third most in a season at MT.

FEWEST SENIORS

School	Seniors
BYU	3
Colorado	7
Northern Illinois	7
Oregon	7
Central Michigan	8
Old Dominion	9
Middle Tennessee	10
UConn	10
Louisiana	10
Utah	11

PICK PARTY

► Through 12 games of 2021, the MT defense has intercepted 16 passes which ranks 2nd in C-USA and **5th** nationally. The 16 picks are the most by the Blue Raiders since they recorded 16 in 2018 (next is 17 in 2015). Nine different players have accounted for the 16 interceptions.

SOLID SEASON FOR ULBRICH

► Punter **Kyle Ulbrich**, who set career highs at UTSA earlier this year with 10 punts for 441 yards and five downed inside the opponent 20-yard line, has enjoyed a strong junior season. The Ray Guy Award candidate is averaging **44.5** yards a punt which would be the best mark of his career to go with **16** kicks of 50 or more yards and 22 punts downed inside the opponent 20-yard line (which is already 10 more than his season-best total of 12). For his career, Ulbrich has had **36** punts of 50-plus yards and he has pinned the opponent inside their 20 a total of **43** times.

SCORING IN ALL PHASES ... AGAIN

► A huge key to success in college football is to be sound in all three phases of the game -

2021 MISCELLANEOUS INFO

Opp.	Coin Toss	Kickoff/Receive	First Poss.	Game Length	Jersey	Pants	Helmet	Result
Monmouth	Won	Kickoff	Punt	3:14	Blue	White	White	W, 50-15
VT	Won	Kickoff	Punt	3:09	Blue	Blue	Silver	L, 14-35
UTSA	Lost	Receive	Punt	3:21	White	Blue	White	L, 13-27
Charlotte	Lost	Receive	Punt	3:44	White	Gray	Gray	L, 39-42
Marshall	Won	Kickoff	TD	3:41	Black	Black	Black	W, 34-28
Liberty	Lost	Receive	Punt	3:15	White	White	Black	L, 13-41
UConn	Won	Kickoff	Punt	3:26	White	Gray	White	W, 44-13
So. Miss	Lost	Receive	Punt	3:21	Blue	Gray	Gray	W, 35-10
WKU	Lost	Receive	TD	3:21	White	Black	Black	L, 21-48
FIU	Lost	Receive	TD	3:09	Blue	White	White	W, 50-10
ODU	Lost	Receive	MFG	3:12	Blue	Black	Black	L, 17-24
FAU	Won	Kickoff	Punt	3:14	White	White	White	W, 27-17

200-YARD RUSHING GAMES
(SINCE 2006)

■ vs FAU (11/26/16).....	495
■ vs FIU (10/26/19).....	471
■ vs FIU (11/7/09).....	385
■ vs Austin Peay (9/11/10).....	353
■ vs WKU (9/13/14).....	323
■ vs ODU (11/25/17).....	320
■ vs Missouri (10/22/16).....	311
■ vs FAU (11/22/14).....	310
■ vs Marshall (10/24/13).....	308
■ vs UTEP (11/30/13).....	304
■ vs FAU (9/8/12).....	302
■ vs FAU (9/21/13).....	296
■ vs FAU (11/27/10).....	287
■ vs UL (11/14/09).....	287
■ vs Charlotte (9/19/15).....	280
■ vs ODU (9/26/14).....	280
■ vs FAU (11/4/06).....	271
■ vs WCU (8/29/13).....	270
■ vs Louisville (9/6/07).....	265
■ vs GT (9/29/12).....	264
■ vs FIU (11/13/21).....	261
■ vs Memphis (10/13/07).....	260
■ vs UTEP (11/29/14).....	259
■ vs UAB (11/2/13).....	259
■ vs FIU (10/13/12).....	256
■ vs FIU (11/9/13).....	249
■ vs WKU (11/2/18).....	246
■ vs AAMU (9/3/16).....	246
■ vs Southern Miss (11/23/13).....	246
■ vs ULM (10/23/10).....	244
■ vs Bowling Green (9/23/17).....	243
■ vs Southern Miss (12/20/09).....	243
■ vs Jackson State (9/5/15).....	242
■ vs Southern Miss (10/4/14).....	239
■ vs FAU (10/31/09).....	239
■ vs TSU (9/7/19).....	237
■ vs North Texas (11/22/08).....	237
■ vs ASU (11/2/10).....	236
■ vs UAB (10/18/14).....	229
■ vs WKU (10/24/09).....	229
■ vs Savannah State (8/30/14).....	228
■ vs WKU (11/1/12).....	224
■ vs Charlotte (11/19/16).....	221
■ vs UL (9/25/10).....	217
■ vs Charlotte (11/2/19).....	215
■ vs ULM (10/21/06).....	215
■ vs USA (11/17/12).....	212
■ vs North Texas (9/30/06).....	212
■ vs ASU (11/11/06).....	211
■ vs UTEP (11/4/17).....	210
■ vs Marshall (10/2/21).....	209
■ vs ODU (10/27/18).....	208
■ vs Miami, OH (1/6/11).....	208
■ vs WKU (10/6/11).....	206
■ vs ASU (10/20/07).....	205
■ vs Charlotte (11/11/17).....	202
■ vs Marshall (11/7/2015).....	201
■ vs FIU (10/17/15).....	200

offense, defense and special teams. The Blue Raiders have scored in all three phases this season two different times which joins Iowa for the most of any team in the FBS this year. The Blue Raiders scored in all three phases in the opener against Monmouth which was the first time they had accomplished that feat since **Aug. 30, 2014** against Savannah State. MT did it a second time this year by scoring all three ways in a win over Southern Miss.

BLANKENSHIP BREAKS 35-YEAR RECORD

► Senior Reed Blankenship became the all-time tackles leader at Middle Tennessee when he registered 13 stops against Charlotte to break Roosevelt Colvard’s mark of 344 tackles set from 1983-86. The record had stood for 34 years, 10 months and 2 days. The senior enters play against Toledo with **415** total stops to rank fourth nationally among active NCAA players. Blankenship also owns **261** unassisted stops which is a new Blue Raider career record and is **2nd** nationally among active players.

MARSHALL EXCELLING IN TE ROLE

► Senior Jimmy Marshall is finding the tight end role to his liking in 2021. The Macon, Ga., native leads the team lead with **45** receptions for 510 yards and six TDs. He has surpassed his 2019 output of 35 grabs for 513 yards and six scores for a new single-season high. Marshall has reeled in 33 of his 45 receptions on the road this season.

“SUPER SENIORS”

► With the NCAA granting student-athletes another year of eligibility due to the pandemic, Middle Tennessee welcomes back 10 “Super Seniors”. These are 2020 seniors who elected to return for another year. The list is comprised of Brad Anderson, Reed Blankenship, Will Gilchrist, Eric Magwood, Jimmy Marshall, Martell Pettaway, Jarrin Pierce, Amir Rasul, DQ Thomas and CJ Windham.

PIERCE 6TH ALL-TIME

► WR Jarrin Pierce, who finished **20th** nationally last year in receptions per game, continues to shine for the Blue Raiders. In his debut year in 2019, Pierce was second on the team with 42 catches then led MT a year ago with 59 (16th most nationally). With **140** career receptions, Pierce is **6th** on the Raiders’ all-time list.

THE DISRUPTOR

► Senior linebacker **DQ Thomas** has done an excellent job during his career of disrupting opponent offenses. Thomas currently ranks in the top **10** all-time at Middle Tennessee in both sacks and tackles for loss. Thomas owns **20.5 sacks** to rank **T3rd** all-time with Jamari Lattimore (2008-10) and needs two more to tie Erik Walden for the all-time record. He is now the all-time leader in tackles for loss with **51.5**.

BLANKENSHIP EYEING TOP 10

► Senior Reed Blankenship, who ranks **7th** all-time at MT in interception return yards, is trying to break into the top eight in career interceptions. Blankenship owns **nine** career picks and needs just one more to tie for 8th all-time at MT.

RED ZONE UPDATE

► Dating back to 2019, Middle Tennessee has scored **80** times in their last **92** red zone appearances. The Blue Raiders ended 2019 with **25** straight red zone scores before failing in their lone appearance at Army in the 2020 season opener. MT is **33-for-40** in 2021.

TOP OFFENSIVE GAMES
(SINCE 2006)

Yards	Opponent	Points
757	FAU (2016)	77
681	AAMU (2016)	55
659	Charlotte (2015)	73
654	Austin Peay (2010)	56
646	WKU (2009)	62
629	UTEP (2013)	48
605	WKU (2016)	43
605	JSU (2015)	70
604	TSU (2019)	45
595	Missouri (2016)	51
587	FIU (2009)	48
586	ODU (2017)	41
585	Marshall (2013)	51
583	Southern Miss (2014)	37
582	Troy (2011)	35
563	UTSA (2020)	35
556	FIU (2013)	48
555	Louisville (2007)	42
554	Marshall (2015)	27
553	LA Tech (2016)	38
542	Hawaii (2016)	35
541	WKU (2014)	50
539	ODU (2014)	41
533	BGSU (2017)	24
523	FIU (2012)	34
519	SSU (2014)	61
510	Georgia Tech (2012)	49
506	Louisiana (2009)	34
502	Charlotte (2021)	39



MT PLAYERS OF THE WEEK

Game	Offense	Defense	Specialist
MU	Marshall	Cook	Lane
VT	Marshall	Grate	Ulbrich
UTSA	Anderson	Smith	Wood
CLT	Cunningham	Thomas	Starling
MU	Mobley	Blankenship	Ali
LU	Pierce	Wood	Parks
UConn	Ali	Blankenship	Cook
USM	Ali	Ferguson	Mency
WKU	Peasant	Thomas	Lane
FIU	Vattiato	Blankenship	Ali
ODU	Lane	J. Davis	C. Smith
FAU	DiLiello	Thomas	Lane

MT LINEMEN OF THE WEEK

Game	Offense	Defense
MU	Palmer	Ferguson
VT	Losoya	Branch
UTSA	Palmer	Ferguson
CLT	Graham	Kinley
MU	Robinson	Ferguson
LU	Johnson	Ferguson
UConn	Robinson	Wyatt
USM	Ryles	Branch
WKU	Robinson	Ferguson
FIU	Losoya	Kinley
ODU	Losoya	Wyatt
FAU	Graham	Ferguson

C-USA PLAYERS OF THE WEEK

Oct. 4: Reed Blankenship, DPOW
Nov. 1: DQ Thomas, DPOW

HONOR ROLL

Reed Blankenship: C-USA Preseason Watch List, Bednarik Award Watch List, Senior Bowl Watch List, Nominee for Allstate AFCA Good Works Team, NFLPA Collegiate Bowl Big Board, C-USA Defensive Player of the Week 10/4, Invited to the East-West Shrine Game, First Team All-C-USA
Jordan Ferguson: C-USA Preseason Watch List, Named to Ted Hendricks Award Watch List, Second Team All-C-USA
Greg Grate: Senior Bowl Watch List, Honorable Mention All-C-USA, Honorable Mention All-C-US
Jaylin Lane: First Team All-C-USA (PR), Honorable Mention All-C-USA (KR)
Jimmy Marshall: Honorable Mention All-C-USA
Jordan Palmer: C-USA Preseason Watch List, Honorable Mention All-C-USA
Jarrin Pierce: C-USA Preseason Watch List
Quincy Riley: First Team All-C-USA
Deidrick Stanley: C-USA All-Freshman
DQ Thomas: C-USA Defensive Player of the Week 11/1, Second Team All-C-USA
Kyle Ulbrich: C-USA Preseason Watch List, Ray Guy Award Watch List
Nick Vattiato: C-USA All-Freshman

MIDDLE TENNESSEE BLOCKED KICKS IN FBS ERA

Totals: 68 in 277 games (32 FGs, 23 punts, 13 PATs)

Totals under Stockstill: 48 in 198 games (25 FGs, 17 punts, 6 PATs)

2000 (1 punt, 0 PAT, 0 FG)

Louisiana Tech - Punt (Michael Woods) hW

2001 (1 punt, 1 PAT, 1 FG)

ULM - PAT (Kareem Bland) aW
 North Texas - Punt (Chris Johnson) hW
 Connecticut - FG (Kareem Bland) hW

2002 (2 punt, 2 PAT, 1 FG)

Tennessee - FG (Jerry Vanderpool) aL
 ULM - Punt (Joey Montalbano) hW
 North Texas - Punt (Thomas Johnson) hL
 North Texas - PAT (Kareem Bland) hL
 North Texas - PAT (Kareem Bland) hL

2003 (0 punt, 3 PAT, 0 FG)

Clemson - PAT (Pierre Ingram) aL
 Missouri - PAT (Pierre Ingram) aL
 Troy - PAT (Thomas Johnson) hW

2004 (0 punt, 1 PAT, 3 FG)

Akron - FG (Jerry Vanderpool) aW
 FAU - FG (Sean Mosley) hL
 Louisiana - FG (Pierre Ingram) aL
 Troy - PAT (Roy Polite) aL

2005 (2 punt, 0 PAT, 2 FG)

North Texas - FG (Jeff Littlejohn) hL
 Vanderbilt - FG (Jeremiah Weaver) aW
 ASU - Punt (Sean Mosley) hW
 Troy - Punt (Sean Mosley) aW

2006 (0 punt, 0 PAT, 1 FG)

Troy - FG (Justin Rainey) hL

2007 (2 punt, 0 PAT, 0 FG)

FAU - Punt (Jeremy Kellem) aL
 North Texas - Punt (Michael Cannon) aW

2008 (1 punt, 1 PAT, 1 FG)

UK - FG (Alex Suber) aL
 ULM - Punt (Jeremy Kellem) hW
 ULM - PAT (Emmanuel Perez) hW

2009 (3 punt, 0 PAT, 5 FG)

Maryland - FG (Chris McCoy) aW
 North Texas - FG (Rod Issac) aW
 FAU - Punt (SaCoby Carter) aW
 FAU - FG (Marcus Udell) aW
 FAU - Punt (Jeremy Kellem) aW
 FIU - Punt (Jeremy Kellem) hW
 FIU - FG (Dwight Smith) hW
 ASU - FG (Brandon Perry) hW

2010 (0 punt, 2 PAT, 4 FG)

Louisiana - FG (Derrek Upshaw) aW

Troy - FG (Jamari Lattimore) hL

ASU - PAT (Dwight Smith) aL
 WKU - PAT (Jamari Lattimore) aW
 WKU - FG (Jarrett Crittenton) aW
 Miami, OH - FG (Derek Upshaw) nL

2011 (3 punt, 0 PAT, 2 FG)

Troy - Punt (Reginald Farmer) aL
 WKU - FG (Darin Davis) hL
 WKU - FG (Shubert Bastien) hL
 FAU - Punt (Terrence Coleman) aW
 ASU - Punt (Leighton Gasque) hL

2012 (0 punt, 0 PAT, 1 FG)

FIU - FG (Stephen Roberts) aW

2013 (2 punts, 0 PAT, 0 FG)

FAU - Punt (Kenneth Gilstrap) aW
 Marshall - Punt (Chris Brown) hW

2014 (2 punts, 1 PAT, 2 FG)

Savannah State - FG (Raynard Felton) hW
 Minnesota - Punt (Chase Pennycuff) aL
 WKU - FG (Shubert Bastien) hW
 USM - PAT (Kevin Byard) hW
 UTEP - Punt (Chris Perkins) aL

2015 (0 punts, 0 PAT, 2 FG)

Jackson State - FG (Jeremy Cutrer) hW
 Marshall - FG (Jeremy Cutrer) hW

2016 (1 punts, 0 PAT, 1 FG)

Vanderbilt - Punt (Azar Wilson) aL
 Charlotte - FG (DJ Sanders) aW

2017 (1 punts, 0 PAT, 2 FG)

FAU - FG (D. Randolph) aL
 UAB - Punt (Ruben Garnett) aL
 ODU - FG (D. Randolph) hW

2018 (0 punts, 0 PAT, 1 FG)

WKU - FG (D. Randolph) hW

2019 (0 punts, 2 PAT, 0 FG)

TSU - PAT (R.Blankenship) hW
 FAU - PAT (R.Blankenship) aL

2020 (0 punts, 0 PAT, 1 FG)

Rice - FG (Jalen Jackson) aW

2021 (2 punts, 0 PAT, 2 FG)

UTSA - FG (Zaylin Wood) aL
 CLT - FG (Jordan Starling) aL
 Marshall - Punt (Chaton Mobley) hW
 USM - Punt (Ralph Mency) hW

11 of 16

► In 16 years under Rick Stockstill, Middle Tennessee has reached bowl eligibility **11** times and 10 times in the last 13 years. The Blue Raiders have been bowl eligible under Stockstill in 2006, 2009, 2010, 2012, 2013, 2014, 2015, 2016, 2017, 2018 and 2021.

WINNING TURNOVER BATTLE

► Winning the turnover battle is critical in collecting victories in football. Under Rick Stockstill, MT has a mark of **67-21** when winning the turnover battle and is **54-10** during bowl eligible years (2006, 2009, 2010, 2012, 2013, 2014, 2015, 2016, 2017, 2018, 2021). Over the



C-USA STANDINGS

East Division

	Overall	C-USA
WKU	8-5	7-1
Marshall	7-5	5-3
Old Dominion	6-6	5-3
Middle Tennessee	6-6	4-4
FAU	5-7	3-5
Charlotte	5-7	3-5
FIU	1-11	0-8

West Division

	Overall	C-USA
UTSA	12-1	7-1
UAB	8-4	6-2
North Texas	6-6	5-3
UTEP	7-5	4-4
Rice	4-8	3-5
Louisiana Tech	3-9	2-6
Southern Miss	3-9	2-6

UPCOMING SCHEDULE

all times central

Friday, December 17

Bahamas Bowl
Middle Tennessee vs Toledo (ESPN/11 AM)

Saturday, December 18

Roofclaim.com Boca Raton Bowl
WKU vs Appalachian State (ESPN/10 AM)

Saturday, December 18

PUBG Mobile New Mexico Bowl
UTEP vs Fresno State (ESPN/1:15 PM)

Saturday, December 18

Radiance Technologies Independence Bowl
UAB vs BYU (ABC/2:30 PM)

Saturday, December 18

R+L Carriers New Orleans Bowl
Marshall vs Louisiana (ESPN/8:15 PM)

Monday, December 20

Myrtle Beach Bowl
Old Dominion vs Tulsa (ESPN/1:30 PM)

Tuesday, December 21

Tropical Smoothie Cafe Frisco Bowl
UTSA vs San Diego State (ESPN/6:30 PM)

Thursday, December 23

Frisco Football Classic
North Texas vs Miami, Ohio (ESPN2/4:30 PM)

2021 TURNOVER BREAKDOWN

Opponent	MT TO's	Opp. Pts	Opp. TO's	MT Pts	Margin
Monmouth	0	0	4	29	+4
Virginia Tech	1	7	0	0	-1
UTSA	2	10	3	0	+1
Charlotte	0	0	1	0	+1
Marshall	2	0	6	13	+4
Liberty	2	0	3	6	+1
UConn	0	0	3	13	+3
Southern Miss	4	7	5	21	+1
WKU	7	31	0	0	-7
FIU	0	0	4	13	+4
ODU	2	0	0	0	-2
FAU	0	0	2	7	+2
TOTAL	20	55	31	102	+11

last **120** games (since 2012), MT is **42-10** when winning the turnover battle.

LOOKING FOR 100

► During its history, Middle Tennessee owns an impressive **176-58-1** (.751) record when a back gains 100 or more yards rushing. Under Rick Stockstill, a Blue Raider has reached the 100-yard mark **65** times and the team has a **54-11** mark in those games.

30 IS MAGIC

► Under Rick Stockstill, the Blue Raiders are **76-11** when scoring 30 or more points. The 11 losses came at Louisville in 2007 when the Raiders fell 58-42; at Troy in 2011, 38-35; at home against WKU in 2011, 36-33 (2OT); against W. Michigan in the Bahamas Bowl in 2015 (45-31); at home against WKU in 2016 (44-43); against Hawai'i in the Hawai'i Bowl (52-35); at WKU (41-38 3OT) in 2017; at UNT (33-30) in 2019, at UTSA in 2020 (37-35), vs UNT (52-35) in 2020 and Charlotte (42-39) in 2021.

GIANT KILLERS

► Under Rick Stockstill, the Blue Raiders have a knack of knocking off Power 5 opponents. With the win at Syracuse in 2017, MT now has five wins over Power 5 foes under Stockstill. MT owns wins over Maryland (2008, 2009), Georgia Tech (2012), Missouri (2016) and Syracuse (2017) with six others being decided by a TD or less.

1 POINT GAMES

► Rick Stockstill seems to have a little magic going in tight games. Under his direction, the Blue Raiders are an impressive **7-2** in games decided by one point.

- 2006 MT 7, FIU 6
- 2006 Troy 21, MT 20
- 2008 MT 14, FAU 13
- 2009 MT 32, Maryland 31
- 2010 MT 27, WKU 26
- 2010 MT 28, FIU 27
- 2014 MT 35, FAU 34
- 2016 WKU 44, MT 43
- 2018 MT 25, FAU 24

GAMES PLAYED LEADERS

► Senior linebacker DQ Thomas leads the Blue Raiders with **59** career games played which is a new school record and broke the previous mark of **55** set by Jovante Moffatt from 2015-19. Next in line is senior CJ Windham with **56** career games followed by Reed Blankenship and Jimmy Marshall at **54** games each.

OVERTIME GAMES

► Middle Tennessee has competed in **11** overtime games as an FBS member (since 1999) and carries a mark of **6-5**. Here is a list:

- Overtime Games**
- 2020: MT 40, Rice 34 (10/24) (2OT)
 - 2017: WKU 41, MT 38 (11/17) (3OT)
 - 2016: WKU 44, MT 43 (10/15) (2OT)
 - 2015: MT 27, Marshall 24 (11/7) (3OT)
 - 2014: MT 50, WKU 47 (9/13) (3OT)
 - 2013: MT 42, FAU 35 (9/21) (OT)
 - 2011: WKU 36, MT 33 (10/6) (2OT)
 - 2003: UL-Lafayette 57, MT 51 (11/15) (4OT)
 - 2003: MT 28, Idaho 21 (10/18) (OT)
 - 2003: Missouri 41, MT 40 (9/20) (OT)
 - 2000: MT 41, UL-Lafayette 38 (11/18) (2OT)



COACHES IN THE PRESS BOX

Scott Shafer, Defensive Coordinator
Dustin Royston, Defensive Line
Brent Dearmon, Defensive Coordinator
Rick Mallory, Offensive Line
Graduate Assistants: Nic Woodley, GA; Josh Qualls, GA; Blake Catlett, quality control; Cam Curtis, quality control

UNIFORM COMBOS

Pants	Jersey	Helmet	Record
Blue	White	Gray	13-10
Blue	White	Black	1-0
Blue	White	White	2-8
Blue	Blue	Gray	5-8
Blue	Black	Black	1-0
Blue	White	Blue	2-2
Blue	Blue	Chrome	2-1
Blue	Blue	Blue	1-1
Blue	Gray	Blue	1-0
Blue	Black	Blue	1-0
Blue	Blue	White	0-1
White	White	Chrome	0-2
White	White	White	6-4
White	White	Blue	2-2
White	White	Black	0-1
White	Blue	Gray	18-18
White	Blue	Blue	0-2
White	White	Gray	5-9
White	Black	Gray	0-1
White	Blue	White	6-3
White	Black	Black	2-0
White	Blue	Chrome	1-1
Black	Black	Gray	2-2
Black	Black	Black	7-4
Black	Blue	Black	1-1
Black	White	Black	3-3
Black	Blue	Blue	1-0
Black	Gray	Black	1-0
Black	Black	Chrome	1-0
Gray	Blue	Gray	5-4
Gray	Blue	Black	1-0
Gray	White	Gray	2-8
Gray	Black	Gray	1-0
Gray	Gray	Gray	1-0
Gray	Blue	Blue	1-0
Gray	White	White	1-1
Gray	Blue	White	1-0
Gray	White	Chrome	0-1
Gray	Black	Gray	1-0
Gray	Blue	Chrome	1-0
Total			100-98

SUPER BOWL CHAMPIONS



OFFENSIVE NOTES

- ▶ **90 Yard Drives:** The Blue Raiders have put together **31** scoring drives of 90 or more yards under Rick Stockstill. MT had four 90-yard-or-longer drives in 2016 for the most in his tenure and had two in 2020. The longest drive under Stockstill was a 99-yarder in 2007 at ULM.
- ▶ Freshman Jaylin Lane set career highs in receptions and yards against ODU with 10 grabs for 107 yards. It was Lane's first career 100-yard receiving game.
- ▶ QB **Chase Cunningham's** 444 yards of total offense against Charlotte went down as the 7th most in school history.
- ▶ **Chaton Mobley** had 15 carries for 132 yards and a TD in the win over Marshall for an 8.8-yard average. It went down as the fourth 100-yard game of his career and his first since getting 156 yards against North Texas last year.
- ▶ In MT's game at Charlotte, QB Chase Cunningham made his first career start and responded with 379 passing yards, 5 TD passes and a team-high 65 rushing yards. It went down as the most yards and TDs by an MT QB making his first start in school history.
- ▶ Middle Tennessee has three players on its roster who have rushed for **100** or more yards in a collegiate game. **Chaton Mobley** owns four, **Martell Pettaway** also has three and **Brad Anderson** has done it twice.
- ▶ MT has registered over **5,000** yards of total offense in a season nine times in its history, and seven of those have come under Rick Stockstill, including four in the last five years.
- ▶ The Blue Raiders have rushed for 200 or more yards in a game **58** times under Rick Stockstill, including **11** times over 300 yards.
- ▶ Since joining C-USA in 2013, MT has rushed for **12,763** yards in **70** league games. That averages out to **182.3** yards a game.
- ▶ WR **CJ Windham** has qualified for his sixth career letter, which is a new MT record.

DEFENSIVE NOTES

- ▶ **Defensive Scores:** Under Rick Stockstill, the Blue Raider defense has scored **40** defensive touchdowns, and **35** have come since 2009. Of the 40 scores, 25 have been interceptions and 15 have come by way of fumble returns.
- ▶ **33 Times Under Shafer:** Middle Tennessee's defense has held the opposition to under 400 yards of total offense in 33 of 60 games under Scott Shafer. MT did it nine times in 2017, nine times in 2018, three times in 2019, five times in 2020 and seven times in 2021.
- ▶ The Blue Raider defense has amassed 31 quarterback sacks on the season which is just outside the top five all-time totals. The team's next sack will equal the fifth most in school history. The 31 sacks in 2021 are the most since 2018 when that unit had 36.
- ▶ DE **Jordan Ferguson's** 71-yard fumble return for a TD against FAU (2021) went down as the longest play by a defensive lineman under Rick Stockstill and was the fourth lineman to score a TD under Stockstill with two being in 2021.
- ▶ MT owns two shutouts since entering C-USA play in 2013. MT defeated FIU 48-0 in 2013 and downed Alabama A&M in 2016, 55-0.
- ▶ LB **DQ Thomas** has **243** tackles for loss yards to rank second all-time at MT. Dennis Mix (1979-82) is the all-time leader with **244** yards.
- ▶ The six forced turnovers by the defense against Marshall was the most by the Blue Raiders since collecting seven against Charlotte in 2015.
- ▶ The **29** points scored off turnovers by the Blue Raiders against Monmouth was the most by Middle Tennessee since scoring 31 against Charlotte in 2015 - a span of **72** games.
- ▶ The 90-yard fumble return for a TD by **Reed Blankenship** against Marshall is the second longest in the Rick Stockstill era behind Rod Isaac's 100-yard return at WKU in 2010.

SPECIAL TEAMS NOTES

- ▶ RB **Chaton Mobley** blocked a punt against Marshall and also scored an offensive TD. Mobley is the first Blue Raider to block a kick and score an offensive or defensive TD in a game since Pierre Ingram on Sept. 25, 2004 against Louisiana (Ingram blocked a FG and had a 15-yard TD reception).
- ▶ Jaylin Lane's 70-yard punt return for a TD against Monmouth was the longest by the Blue



CollegePressBox.com is the official media website for Division I football.

Access and download weekly game notes, quotes, statistics media guides, headshots, logos and more for each conference and its member schools.

Register for access at collegepressbox.com/register



Raiders since Kevin Byard went 76 yards for a score against ODU in 2014.

► DT **Zaylin Wood** was credited with his first career blocked kick when he rejected a FG at UTSA and DE **Jorden Starling** had his first against Charlotte. Likewise, RB **Chaton Mobley** had his first blocked kick in the win over Marshall and **Ralph Mency** got his against USM.

► Ulbrich boomed a career long 75-yard punt at FIU in 2020 which went down as the fifth longest in school history. For his career, Ulbrich has **36** punts of 50 or more yards and is one of just three players all-time to record two 70 yard or longer punts.

► MT has at least one blocked kick each year under Stockstill.

RAIDER ROUNDUP

► The top-scoring quarter in the Rick Stockstill era is the second quarter. Here is a combined total for each quarter: 1st - **1,304** points; 2nd - **1,669** points; 3rd - **1,077** points; 4th - **1,412** points; and **76** in overtime.

► When both teams are held under 20 points, the Blue Raiders are **3-1** under Rick Stockstill.

► As a FBS (I-A) member (277 games), MT has scored 50 or more points 25 times.

► The Blue Raiders are **103-19** in the FBS era when leading at the half and are **111-13** when leading a game entering the 4th quarter.

► When trailing at the half, the Blue Raiders are just **23-113** in the FBS (I-A) era.

► The Blue Raiders saw their streak of scoring in 90 consecutive games come to an end at Army in 2020. However, MT has scored in

139 straight home games (last shutout was 9/23/1995 vs Murray State).

► Largest margin of victory in the I-A era: 59 points vs Charlotte 9/19/15 (73-14) ...

Largest margin of defeat in the I-A era: 59 points vs Oklahoma 9/23/06 (59-0).

► **Raiders in the NFL:** MT currently has **six** players on NFL rosters: Chandler Brewer (Rams), Kevin Byard (Titans), Darius Harris (Chiefs), Jovante Moffatt (Browns), Charvarius Ward (Chiefs) and Robert Jones (Dolphins).

► **Academics are top priority:** Academic success at MT has been a high priority for 16th-year coach Rick Stockstill. Under his reign, the Blue Raiders have seen **96** percent of student-athletes earn their degree entering the 2021 season. MT, who has also been impressive with APR scores under Stockstill, has been publicly recognized by the NCAA for APR success twice. Also under Stockstill, the Blue Raiders have taken home six Academic All-District honors and produced an Academic All-American. The 2021 GSR scores had MT with a record tying **95** which ranked **5th** best nationally.



Johnny "Red" Floyd Stadium

► Officially named Johnny "Red" Floyd Stadium/Horace Jones Field in 1968, Floyd Stadium is hosting its **86th** season of Blue Raider football with the 2021 campaign. Set on the northwest end of campus, Johnny "Red" Floyd Stadium has one of the top settings in the region and Conference USA.

During the summer of 2014, a new synthetic surface was installed to replace the turf that was installed in 2006. The surface is by Shaw Sports Turf and the brand used is Legion 46, which combines a high-performance monofilament fiber with a durable slit film fiber to provide a soft and resilient playing surface.

The Blue Raiders are **304-127-13** all-time at Floyd Stadium.

The stadium opened its doors on October 14, 1933, with a scoreless tie against Jacksonville State.

Originally built as two sideline grandstands on either side of an outdoor track, it was enlarged in 1940, 1960, 1968, and most recently in 1998 to bring it to its current configuration as an octagonal bowl.

The move to NCAA Division I-A (FBS) football was the catalyst for the 1998 renovation to Floyd Stadium. On August 24, 1995, the University announced plans for a \$25 million renovation, which was approved by the State Building Commission. After a lengthy bid process, ground was officially broken for the stadium in January of 1997 with Turner Construction handling the project.

Upon completion, the stadium featured 30,788 seats with only the east side grandstands remaining from the original structure. The old press box gave way to a five-story tower including luxury suites on the third level, a large press area and suites on the fourth level, and a camera deck on the fifth level. The renovation also included the addition of more chair-back seats as well as a club level.

The stadium is also equipped with 16 indoor suites and 38 outdoor boxes

The first game in the renovated stadium took place on Sept. 5, 1998. The game, in which Middle Tennessee hosted local rival Tennessee State, drew a school record at the time 27,568 fans.

The Blue Raiders set a new stadium attendance record with 30,502 seeing the home team face Georgia Tech on Sept. 10, 2011.

- **1948:** Permanent concrete stands added to Horace Jones Field to bring capacity to 6,200.
- **1960:** Horace Jones Field expanded to 10,000 seats and a press area was added.
- **1968:** Facility officially becomes Johnny "Red" Floyd Stadium/Horace Jones Field.
- **1968:** Seating capacity expanded to 14,000. In addition, a larger press box was added.
- **1971:** Artificial turf was installed and natural grass became a thing of the past. First game on the new turf was Oct. 2, 1971, against Chattanooga.
- **1979:** On Nov. 3, stadium is officially dedicated and press box sign unveiled.
- **1998:** \$25 million renovation expands seating capacity to 30,788 and the old press box gave way to a five-story facility with a club level, suites, press floor, and a camera deck.
- **2006:** A new synthetic surface was installed to give the Blue Raiders one of the top surfaces in the country.
- **2007:** A new state-of-the-art video board with an 18'x32' display was installed.
- **2011:** A new fence was installed around the perimeter of the stadium.
- **2012:** The Jeff Hendrix Stadium Club debuted on the west side of the stadium.
- **2014:** New synthetic surface was installed, along with a new design.
- **2017:** New ribbon video boards installed on east side
- **2019:** Debut of the Blue Raider Beer Garden in the south end zone.

LARGEST MT CROWDS

1. 30,502	Georgia Tech.....	9/10/11
2. 28,105	Memphis	9/12/09
3. 28,010	Troy.....	10/5/10
4. 27,568	Tennessee State.....	9/5/98
5. 27,519	Southeast Missouri	9/28/02
6. 26,717	Vanderbilt.....	9/2/17
7. 25,908	Minnesota.....	9/2/10
8. 25,766	Florida Atlantic	9/30/08
9. 25,411	Vanderbilt.....	10/3/15
10. 24,911	WKU	9/13/14

QUICK FACTS

Capacity.....	30,788
First Game.....	1933 vs Jacksonville St.
MT Record.....	304-127-13
Longest Win Streak.....	31 games

IMPORTANT DATES

1933.....	Horace Jones Field Opens
1956.....	100th Game - Oct. 6
1975.....	200th Game - Oct. 18
1994.....	300th Game - Oct. 1
2000.....	First home game vs IA (La. Tech)
2001.....	First SBC home game (Idaho)
2003.....	First BCS foe at home (Temple)
2008.....	First home win vs BCS (Maryland)
2008.....	First National Broadcast (FAU)
2013.....	First Conference USA Game (ECU)
2013.....	400th Game - Nov. 9 vs IU



RICK STOCKSTILL

16TH SEASON | 9 BOWL APPEARANCES | 100-98 CAREER RECORD
| 3RD ALL-TIME AT MT | 6-TIME COACH OF THE YEAR

Winning on the field, off the field and having a first-class football program from top to bottom is the goal of any university at the highest level of intercollegiate athletics. That is exactly what Middle Tennessee has as a result of the leadership of head coach Rick Stockstill.

In his 16th season at the helm of the Blue Raiders, Stockstill is the fourth-longest tenured coach in the country and third-longest in MT history. With his long tenure have come numerous achievements and accolades, including:

- Six-time Coach of the Year (2006 SBC, 2009 co-SBC, 2018 C-USA, 3-time TSWA)
- 2018 C-USA East Division champions
- 2006 Sun Belt co-champions
- 2009 New Orleans Bowl and 2017 Raycom Media Camellia Bowl champions
- 100 wins, 3rd all-time in program history
- Ranks 7th nationally in most wins by an active FBS coach all coming at the same school
- Nine bowl appearances and bowl eligible 11 times
- Two NCAA awards for APR success (2011, 2012)
- American Football Coaches Association's 2017 Academic Achievement Award
- Back-to-back eight-win seasons in 2012-13 for first time in 21 years
- Four straight bowl appearances from 2015-18 for first time in program history
- Six of the top eight crowds in Floyd Stadium history, including top three
- Eight All-Americans, including one Academic All-American
- One overall conference player of the year and three defensive players of the year
- Produced 44 First Team All-Conference honors
- Four bowl game MVPs
- Six NFL Draft picks and a pro bowler
- Produced the school's all-time leader in passing yards, catches, sacks and interceptions

The leader of the Blue Raiders was crowned the 2018 C-USA Coach of the Year and the TSWA Coach of the Year after winning the East Division title and making the C-USA Championship game. MT advanced to the New Orleans Bowl for its school-record fourth straight post season appearance.

Stockstill and the Blue Raiders went to Montgomery, Alabama and took down Arkansas State for the Raycom Media Camellia Bowl championship in 2017, the first time in program history they played in bowl games in three successive seasons. It was also the seventh bowl game for MT under Stockstill's guidance and second win, joining the 2009 New Orleans Bowl title.

The first of the four-year bowl streak came in 2015, when MT held a 7-6 record and Popeyes Bahamas Bowl berth. The Blue Raiders had to show a tremendous amount of grit to become bowl eligible, winning all four games in November.

Prior to the three years finishing in bowl games, Stockstill led Middle Tennessee to three straight second-place finishes in the C-USA East Division from 2012-14, including a berth in the Bell Helicopter Armed Forces Bowl in 2013 against Navy.

Some regard the 2012 season as his best coaching job after leading the Blue Raiders to the nation's biggest win improvement from the previous year. They won just two games in 2011, but Stockstill turned the 2012 MT squad around, finishing with an 8-4 record that included an FBS school-record five road wins. They also received votes in the ESPN/USA Today Coaches Poll three straight weeks, another school record, and upset ACC Coastal Division Champion Georgia Tech. Along the way, he produced a Freshman All-American, eight all-conference players and a national offensive player of the week.

THE STOCKSTILL FILE

HometownFernandina Beach, FL
High School.....Fernandina Beach, 1977
Birthdate.....December 23, 1957
CollegeFlorida State, 1982
Degree.....B.S. Physical Education
FamilyWife, Sara
Son, Brent; Daughter, Emily
Years as Head Coach16th
Career Record100-98 (.505)
Record at MTSame
C-USA Record42-28 (.600)
Overall Conference Record74-49 (.601)
Date Hired at MTDecember 12, 2005

COACHING HISTORY

2005-Present: Middle Tennessee

Head Coach

2005: South Carolina

Tight Ends/Recruiting Coordinator

2004: South Carolina

Wide Receivers/Recruiting Coordinator

2003: East Carolina

Offensive Coordinator/Quarterbacks

1999-2002: Clemson

Wide Receivers/Recruiting Coordinator

1996-98: Clemson

Wide Receivers

1994-95: Clemson

Co-Offensive Coordinator/Wide Receivers

1993: Clemson

Quarterbacks/Passing Game Coordinator

1989-92: Clemson

Quarterbacks

1985-88: UCF

Assistant Head Coach/Wide Receivers

1983-84: Bethune-Cookman

Offensive Coordinator/Quarterbacks

BOWLS COACHED (21)

2021 Bahamas..... Middle Tennessee
2018 New Orleans..... Middle Tennessee
2017 Camellia Middle Tennessee
2016 Hawaii Middle Tennessee
2015 Popeyes Bahamas Middle Tennessee
2013 Armed Forces Middle Tennessee
2011 GoDaddy.com Middle Tennessee
2009 New Orleans Middle Tennessee
2006 Motor City Middle Tennessee
2005 Independence South Carolina
2002 Tangerine Clemson
2001 Humanitarian Clemson
2001 Gator Clemson
1999 Peach Clemson
1998 Peach Clemson
1996 Peach Clemson
1996 Gator Clemson
1993 Peach Clemson
1992 Citrus Clemson
1991 Hall of Fame Clemson
1989 Gator Clemson

STOCKSTILL'S RECORD

Overall Record.....100-98-0
Playing at Home56-30 (26-8 vs C-USA)
Playing at Home vs non Power 554-19
Playing on the Road.....42-62
Playing at a Neutral Site.....2-6
In bowl games2-6
In overtime.....3-2
In August3-3
In September28-34
In October.....30-28
In November.....36-23
In December.....3-9
In January.....0-1
Day games53-53
Night games (after 6 PM).....47-45
vs Top 250-12
Wins vs Power 5 Conferences.....5
Outrushing opponent.....74-14
When rushing for 300 or more yards11-0
Outrushed by opponent.....26-84
When allowing 300 or more rush yards.....3-13
Outpassing opponent.....58-51
When passing for 300 or more yards.....21-18
Outpassed by opponent42-47
When allowing 300 yards passing.....21-22

When allowing 400 yards passing.....3-3
More total offense than opponent70-21
When having 500+ total offense23-6
When having 600+ total offense.....8-1
When allowing 500+ total offense.....12-26
When allowing 600+ total offense.....4-4
Committing fewer turnovers.....69-21
Committing more turnovers16-63
0 - 30:00 time of possession54-70
30:01-plus time of possession.....45-28
Scoring first.....63-31
Opponent scores first.....38-67
When leading at the half.....75-14
When leading after third quarter83-8
Scoring 0-10 points.....1-23
Scoring 11-20 points4-38
Scoring 21-30 points22-28
Scoring 31-40 points.....36-7
Scoring 41-plus points.....37-2
Individual 100-yard rusher.....54-11
Individual 200-yard rusher.....6-0
With two 100-yard rusher.....8-0
Opponent has 100-yard rusher.....27-54
Games decided by 1 point7-2
Games decided by 3 points or less17-17
Games decided by 7 points or less32-18



TOP PLAYS/PERFORMANCES UNDER RICK STOCKSTILL

Big Plays (60 or more yards)

Yards	Type	Player	Opponent
*100	IR	Reed Blankenship	ODU (2018)
*100	FR	Rod Issac	WKU (2010)
*98	R	Jordan Parker	Troy (2012)
*97	INT	Gregory Grate	UTM (2018)
*97	KR	Eric Russell	WKU (2010)
*96	KR	Reggie Whatley	WKU (2012)
*94	P	Craddock to Grigsby	ULM (2007)
*93	P	Kilgore to Henry	UAB (2013)
*94	KR	Damon Nickson	FAU (2006)
*92	R	Jayv McDonald	FIU (2019)
*92	KR	Phillip Tanner	UNT (2008)
*90	FR	Reed Blankenship	Marshall (2021)
*90	P	O'Hara to Lee	Rice (2019)
*89	KR	Bradley Robinson	ULM (2007)
*88	KR	Damon Nickson	UL (2006)
85	KR	Reggie Whatley	McNeese (2012)
*82	P	Kilgore to Whatley	Troy (2011)
*80	P	O'Hara to England-Chisolm	TSU (2019)
*80	P	D. Dasher to Kyles	ASU (2009)
*79	R	Phillip Tanner	Louisville (2007)
*78	P	Stockstill to Mathers	BG (2016)
*78	P	Craddock to McNair	Louisville (2007)
*77	INT	Kevin Byard	Troy (2012)
*76	P	Stockstill to Pettis	Charlotte (2015)
*76	PR	Kevin Byard	ODU (2014)
76	R	Eugene Gross	FAU (2006)
*75	INT	Wesley Bush	UTEP (2018)
*75	P	Stockstill to Pettis	Charlotte (2015)
*75	INT	DJ Sanders	JSU (2015)
*75	R	Reggie Whatley	FAU (2014)
*75	P	L. Kilgore to M. Henry	GT (2012)
*74	R	Dwight Dasher	FAU (2009)
74	KR	Desmond Gee	WKU (2009)
*73	P	Marks to Gee	USC (2006)
*72	P	Kilgore to Griswold	UNT (2012)
*71	FR	Jordan Ferguson	FAU (2021)
*71	R	Terelle West	ODU (2018)
*71	R	I'Tavius Mathers	Missouri (2016)
*71	P	Dasher to McNair	FIU (2007)
*70	PR	Jaylin Lane	Monmouth (2021)
*70	P	Stockstill to Casey	ODU (2018)
*70	R	Dwight Dasher	FIU (2009)
*70	INT	Rod Issac	ULM (2010)
*69	P	Stockstill to James	FAU (2015)
69	P	Kilgore to Griswold	UTEP (2013)
*68	INT	Kevin Byard	Memphis (2012)
*68	FR	Chris McCoy	Clemson (2009)
*67	R	Reggie Whatley	UAB (2014)
*66	P	Craddock to Gee	ULM (2007)
*66	P	Stockstill to B. Anderson	UTM (2018)
*66	R	Phillip Tanner	UNT (2008)
65	R	Martell Pettaway	FAU (2021)
65	R	Terelle West	FIU (2019)
*65	P	Grammer to Perkins	JAB (2014)
*65	R	Jordan Parker	WCU (2013)
64	R	Jayv McDonald	UTSA (2020)
*64	P	Urzua to B. Anderson	BGSU (2017)
64	KR	Shane Tucker	Syracuse (2017)
*64	R	Reggie Whatley	USM (2014)
*64	R	Reggie Whatley	FAU (2013)
64	INT	Eric Russell	FAU (2011)
63	R	Chaton Mobley	UNT (2020)
*63	R	Stockstill to Lee	Charlotte (2017)
63	R	Brent Stockstill	Missouri (2016)
*63	P	Stockstill to James	ILL (2015)
63	FGR	Jamarcus Howard	JSU (2015)
*62	P	Stockstill to James	FAU (2015)
*62	R	Jordan Parker	Charlotte (2015)
*62	P	Kilgore to Beyah	ULL (2010)
*62	P	Craddock to Gee UK	(2008)
*61	R	Ty Lee	Charlotte (2016)
*61	PR	Ed'Marques Batties	SSU (2014)
*61	R	Dwight Dasher	UM (2007)
60	KR	Phillip Tanner	TTU (2006)
60	P	Stockstill to Casey	UTEP (2018)
60	R	Chaton Mobley	WKU (2018)
*60	R	Benny Cunningham	GT (2012)
60	KR	Reggie Whatley	UNT (2012)

*touchdown

Defensive Touchdowns

Yards	Type	Player	Opponent
100	INT	Reed Blankenship	ODU (2018)
100	FR	Rod Issac	WKU (2010)
97	INT	Gregory Grate	UTM (2018)
90	FR	Reed Blankenship	Marshall (2021)
77	INT	Kevin Byard	Troy (2012)
75	INT	Wesley Bush	UTEP (2018)
75	INT	DJ Sanders	JSU (2015)
71	FR	Jordan Ferguson	FAU (2021)
70	INT	Rod Issac	ULM (2010)
68	INT	Kevin Byard	Memphis (2012)
68	FR	Chris McCoy	Clemson (2009)
56	INT	Jeremy Kelleem	ULM (2009)
54	FR	DJ Sanders	ASU (2017)
51	INT	Kevin Byard	USM (2013)
51	INT	Kevin Byard	FIU (2013)
50	FR	Justin Rainey	FAU (2006)
48	INT	DJ Sanders	FIU (2016)
45	INT	Quincy Riley	FIU (2021)
44	INT	Teldrick Ross	Monmouth (2021)
43	INT	DG Thomas	USM (2011)
42	INT	Darius Harris	Charlotte (2015)
42	FR	Rod Issac	ASU (2007)
40	FR	Darius Harris	WKU (2017)
40	INT	Stephen Roberts	UAB (2013)
40	FR	Lonnie Clemons	TTU (2006)

38	INT	Kylan Stribling	ODU (2019)
38	INT	Darin Davis	APSU (2010)
37	INT	Wesley Bush	ODU (2018)
34	INT	Alex Dale	UTSA (2015)
32	FR	Jonathan Butler	Rice (2020)
29	FR	Jordan Branch	USM (2012)
28	INT	Damon Nickson	UL (2006)
25	FR	Jared Singletary	UNC (2013)
24	INT	T.T. Barber	USM (2013)
20	FR	Greg Grate	UNT (2020)
20	INT	DJ Sanders	FAU (2016)
20	FR	Trey Wafford	SSU (2014)
20	INT	Jamari Lattimore	UL (2009)
14	INT	Jeremy Kelleem	Louisville (2008)
11	FR	Jeremy Kelleem	ASU (2009)

300-Yard Passing Games

Yards	C-A-I	Player	Opponent
434	42-54-1	Brent Stockstill	WKU (10/15/16)
432	30-51-2	Brent Stockstill	Hawaii (12/24/16)
415	28-48-1	Logan Kilgore	Troy (9/24/11)
407	25-34-0	Brent Stockstill	UTM (9/8/18)
401	22-29-0	Joe Craddock	ULM (11/3/07)
399	38-65-1	Brent Stockstill	Vandy (9/10/16)
381	36-56-2	Brent Stockstill	LA Tech (10/24/15)
379	28-40-0	Chase Cunningham	Charlotte (9/24/01)
372	31-47-2	Asher O'Hara	UTSA (9/25/2020)
369	23-27-0	Brent Stockstill	Charlotte (9/19/15)
367	22-30-1	Asher O'Hara	TSU (9/7/19)
362	29-45-1	Brent Stockstill	UAB (12/1/2018)
359	31-51-3	John Urzua	FAU (9/30/17)
356	27-46-0	Brent Stockstill	LA Tech (9/24/16)
355	22-35-0	Dwight Dasher	WKU (10/24/09)
353	21-34-0	Brent Stockstill	Marshall (11/7/15)
352	31-40-0	Brent Stockstill	UTEP (11/10/2018)
352	21-37-1	Joe Craddock	UK (9/13/08)
349	20-30-0	Logan Kilgore	UNT (10/27/12)
348	24-30-1	Brent Stockstill	JSU (9/5/15)
338	22-31-1	Asher O'Hara	Rice (11/16/19)
335	24-42-3	Asher O'Hara	FAU (10/12/19)
333	24-33-0	Asher O'Hara	Rice (10/24/2020)
332	22-35-0	Brent Stockstill	FIU (10/29/16)
332	21-26-0	Austin Grammer	USM (10/4/13)
330	29-42-0	Brent Stockstill	ILL (9/26/15)
330	27-45-1	Logan Kilgore	Purdue (9/3/11)
329	30-36-1	Brent Stockstill	AAUM (9/3/16)
327	26-39-1	Brent Stockstill	WMU (12/24/15)
325	19-27-1	Logan Kilgore	UTEP (11/30/13)
324	27-44-2	Dwight Dasher	Maryland (9/19/09)
322	27-38-1	Brent Stockstill	UNT (11/21/15)
317	25-40-0	Brent Stockstill	Marshall (10/5/18)
304	34-49-1	Nick Vattiatto	ODU (11/20/21)
301	18-33-1	Asher O'Hara	WKU (11/30/19)
301	18-32-1	Brent Stockstill	FAU (11/14/15)
301	23-36-1	Jeff Murphy	APSU (9/11/10)

100-Yard Rushing Games

Yards	Att.	Player	Opponent
230	36	Benny Cunningham	FIU (2012)
217	27	Benny Cunningham	GT (2012)
215	28	I'Tavius Mathers	Missouri (2016)
213	18	I'Tavius Mathers	FAU (2016)
208	21	Eugene Gross	FAU (2006)
207	22	Richie James	FAU (2016)
201	26	Dwight Dasher	So. Miss (2009)
198	25	Chaton Mobley	WKU (2018)
195	29	Tavares Thomas	Charlotte (2017)
190	19	Reggie Whatley	FAU (2014)
180	19	Dwight Dasher	Memphis (2007)
178	18	Dwight Dasher	FIU (2009)
177	20	D.D. Kyles	UL (2009)
170	26	Terelle West	ODU (2017)
163	21	I'Tavius Mathers	LA Tech (2016)
159	22	Asher O'Hara	FIU (2019)
159	14	Phillip Tanner	North Texas (2008)
158	31	Jordan Parker	ODU (2014)
157	27	I'Tavius Mathers	BG (2016)
156	14	Chaton Mobley	UNT (2020)
156	22	Jordan Parker	WCU (2013)
155	15	Reggie Whatley	UAB (2013)
154	10	Reggie Whatley	FAU (2013)
154	24	Jordan Parker	USA (2012)
150	15	Phillip Tanner	FAU (2010)
149	32	Jordan Parker	WKU (2012)
148	15	Asher O'Hara	CHA (2018)
144	29	Asher O'Hara	WKU (2019)
144	29	Desmond Anderson	FIU (2015)
144	9	Phillip Tanner	Louisville (2007)
143	22	I'Tavius Mathers	WKU (2016)
142	14	Jordan Parker	Charlotte (2015)
141	19	Jordan Parker	Troy (2012)
140	13	D.D. Kyles	FAU (2009)
138	9	Jayv McDonald	FIU (2019)
135	24	I'Tavius Mathers	UNT (2016)
132	15	Chaton Mobley	Marshall (2021)
130	9	Terelle West	FIU (2019)
127	21	Jordan Parker	Marshall (2013)
127	18	Phillip Tanner	APSU (2010)
125	19	Austin Grammer	WKU (2014)
125	23	William Gratter	FAU (2011)
120	13	Terelle West	ODU (2018)
120	15	Jeremiah Bryson	UTEP (2013)
117	17	Jordan Parker	FAU (2012)
117	19	Benny Cunningham	Troy (2011)
115	16	Jocquez Bruce	BGSU (2017)
115	28	Jordan Parker	FAU (2013)
112	11	Brad Anderson	FIU (2017)
112	14	I'Tavius Mathers	FIU (2016)
110	22	D.D. Kyles	FIU (2009)

109	22	Jordan Parker	UNC (2013)
108	14	Dwight Dasher	FAU (2009)
106	12	Austin Grammer	UTEP (2014)
106	15	Austin Grammer	UNT (2013)
106	19	William Pratcher	WKU (2011)
105	15	D.D. Kyles	Memphis (2011)
104	9	Chaton Mobley	TSU (2019)
104	16	Brad Anderson	BGSU (2017)
104	16	Reggie Whatley	Marshall (2013)
104	14	Drayton Calhoun	FAU (2012)
104	17	Phillip Tanner	UL (2010)
103	11	Asher O'Hara	TSU (2019)
103	25	Shane Tucker	FAU (2015)
103	19	Shane Tucker	USM (2013)
101	16	I'Tavius Mathers	Charlotte (2016)
101	25	Desmond Anderson	Marshall (2014)
100	10	Reggie Whatley	USM (2015)
100	21	Eugene Gross	ULM (2006)
100	14	Jordan Parker	Marshall (2014)
100	7	Reggie Whatley	UAB (2014)

100-Yard Receiving Games

Yards	Rec.	Player	Opponent
223	16	Richie James	WKU (2016)
198	9	Richie James	FAU (2015)
183	14	Richie James	Vandy (2016)
175	13	Ed Batties	ILL (2015)
167	4	Terry Pettis	Charlotte (2015)
164	11	Eldred King	MSU (2008)
158	10	Ty Lee	UTEP (2018)
154	7	Ty Lee	Rice (2019)
149	6	Chris McClover	WKU (2009)
148	8	Anthony Amos	FIU (2012)
141	6	Brad Anderson	UTM (2018)
141	7	Richie James	WKU (2015)
141	12	Richie James	ILL (2015)
140	3	Kyle Griswold	UNT (2012)
139	4	Desmond Gee	ULM (2007)
137	9	Brad Anderson	UAB (2017)
136	8	Ty Lee	FAU (2017)
136	5	Marcus Henry	UAB (2013)
134	8	Richie James	UNT (2016)
129	5	Richie James	Missouri (2016)
128	9	Anthony Amos	Memphis (2012)
127	6	Richie James	FIU (2016)
126	8	Richie James	WMU (2015)
126	5	Terry Pettis	Marshall (2015)
123	8	Ed Batties	JSU (2015)
122	12	Richie James	Marshall (2016)
121	6	Ty Lee	Charlotte (2017)
121	8	Anthony Amos	UNT (2012)
120	4	Richie James	FAU (2016)
120	5	Ed Batties	Charlotte (2015)
117	5	Malcolm Beyah	UK (2008)
114	11	Ty Lee	WKU (2017)
113	6	Harold Turner	WKU (2009)
113	9	Patrick Honeycutt	FAU (2008)
112	7	Jimmy Marshall	Rice (2019)
112	10	Richie James	Vanderbilt (2017)
111	8	Jimmy Marshall	Virginia Tech (2021)
111	9	Ed Batties	LA Tech (2015)
110	8	Ed Batties	FIU (2014)
110	7	Chris McClover	MD (2009)
109	7	C.J. Windham	Rice (2020)
109	6	Desmond Gee	ULM (2006)
109	2	Jonathan Grigsby	ULM (2007)
107	10	Jaylin Lane	ODU (2021)
107	0	Jarrin Pierce	UTSA (2020)
106	3	Desmond Gee	UK (2008)
106	4	Devin Clarke	USM (2014)
104	6	Richie James	FIU (2015)
104	4	Kyle Griswold	FIU (2011)
103	4	I'Tavius Mathers	BG (2016)
103	6	Taron Henry	UNT (2007)
102	4	Anthony Amos	FAU (2012)
101	2	Shane Tucker	UTEP (2014)
101	5	Kyle Griswold	UTEP (2013)
101	7	Tavarres Jefferson	UNC (2013)
100	7	Ty Lee	UAB (2018)
100	5	Richie James	UTSA (2016)
100	6	Ty Lee	FIU (2016)
100	7	Anthony Amos	WKU (2011)

Special Teams Touchdowns

MIDDLE TENNESSEE DEPTH CHART

Offense

QB	18 Nick Vattiato	6-1	185	Fr.
	12 Mike DiLiello	6-1	207	r-So.
RB	32 Martell Pettaway	5-9	196	Sr.
	36 Frank Peasant	5-10	215	Fr.
LT	64 Jacqui Graham	6-5	290	r-So.
	77 Eric Magwood	6-4	300	r-Sr.
LG	74 Steven Losoya	6-4	290	r-Fr.
	65 Marcus Greer	6-1	298	r-So.
C	62 Jordan Palmer	6-0	290	Jr.
	65 Marcus Greer	6-1	298	r-So.
RG	77 Eric Magwood	6-4	300	r-Sr.
	78 Dorian Hinton	6-4	317	r-Fr.
RT	53 Lance Robinson	6-3	284	Fr.
	77 Eric Magwood	6-4	300	r-Sr.
TE	6 Jimmy Marshall	6-5	234	Sr.
	21 Will Gilchrist	6-2	239	r-Sr.
WR (X)	81 CJ Windham	6-2	212	r-Sr.
	2 Izaiah Gathings	6-4	225	Jr.
WR (Y)	9 Jarrin Pierce	5-11	190	r-Sr.
	89 Yusuf Ali	5-9	171	r-Jr.
WR (Z)	83 Jaylin Lane	5-8	174	Fr.
	7 DJ England-Chisolm	5-7	150	So.

Return Specialists

KR	83 Jaylin Lane	5-8	174	Fr.
	7 DJ England-Chisolm	5-7	150	So.
PR	83 Jaylin Lane	5-8	174	Fr.
	12 Reed Blankenship	6-1	200	Sr.

Defense

LE	0 Richard Kinley	6-2	220	r-Fr.
	94 Ralph Mency	6-2	244	Fr.
LT	57 Marley Cook	6-1	284	r-Fr.
	99 Jordan Branch	6-0	283	r-So.
RT	96 Zaylin Wood	6-1	268	r-Fr.
	88 Ja'Kerrius Wyatt	6-3	270	r-Jr.
RE	91 Jordan Ferguson	6-2	255	r-Jr.
	49 Jordan Starling	6-4	215	r-So.
WLB	20 DQ Thomas	6-2	216	Sr.
	41 Raquon Hartley	6-1	188	r-Fr.
MLB	4 Jonathan Butler	6-0	231	Jr.
	46 Andrew Leak	5-10	203	r-Fr.
SLB	42 Cody Smith	6-2	220	r-Jr.
	35 Jalen Davis	6-1	195	r-Fr.
LC	19 Teldrick Ross	5-10	189	r-So.
	23 Jalen Jackson	6-2	171	r-Fr.
SS	1 Greg Grate	5-11	186	Jr.
	29 Marcus Lafrance	6-2	188	r-Fr.
FS	12 Reed Blankenship	6-1	200	Sr.
	17 Tra Fluellen	6-2	207	So.
RC	3 Quincy Riley	6-0	181	r-Fr.
	33 Decorian Patterson	6-0	191	r-So.

Punters/Kickers

P	13 Kyle Ulbrich	6-0	185	r-Jr.
	38 Miles Tillman	5-11	185	Fr.
PK	7 Zeke Rankin	5-8	170	Fr.
	48 Alex Usry	5-10	185	r-Jr.
KO	24 Scott Payne	5-11	196	r-Fr.
	7 Zeke Rankin	5-8	170	Fr.
LS	69 Brody Butler	5-11	245	Fr.
	68 Carson Garrison	6-0	195	Fr.
H	13 Kyle Ulbrich	6-0	185	r-Jr.
	24 Scott Payne	5-11	196	r-Fr.



NUMERICAL ROSTER

NO	NAME	POS	HT	WT	CL	VL	HOMETOWN/HS/JC
0	Richard Kinley	DE	6-2	232	r-Fr.	2	Memphis, TN/Lausanne HS
1	Gregory Grate Jr.	S	5-11	197	Jr.	3	Miami, FL/Miami Carol City Sr. HS
2	Izaiah Gathings	WR	6-4	225	Jr.	0	Statesville, NC/Gardner-Webb
3	Quincy Riley	CB	6-0	181	r-Fr.	2	Columbia, SC/A.C. Flora HS
4	Johnathan Butler	LB	6-0	231	Jr.	1	Sumter, SC/Highland CC
5	Deonte Stanley	CB	6-2	193	r-Fr.	0	Dillon, SC/Latta HS
6	Jimmy Marshall	TE	6-5	229	Sr.	4	Macon, GA/Tattnall Square Academy
7	DJ England-Chisolm	WR	5-7	150	So.	2	Moncks Corner, SC/Berkeley HS
7	Zeke Rankin	PK	5-8	198	Fr.	0	Alcoa, TN/Alcoa HS
8	Devyn Curtis	LB	6-2	224	Fr.	1	Nashville, TN/Brentwood Academy
9	Jarrin Pierce	WR	5-11	195	r-Sr.	2	Los Angeles, CA/College of the Canyons
11	Brad Anderson	RB	5-8	166	Sr.	4	Huntsville, AL/Bob Jones HS
12	Reed Blankenship	S	6-1	204	Sr.	4	Athens, AL/West Limestone HS
12	Mike DiLiello	QB	6-1	208	r-So.	0	Pembroke Pines, FL/Florida Tech
13	Javonte Sherman	WR	6-2	180	Fr.	0	Valdosta, GA/Valdosta HS
13	Kyle Ulbrich	P	6-0	197	r-Jr.	2	Mentor, OH/Valparaiso
15	Raheme Fuller	CB	6-3	212	r-Jr.	3	Ft. Lauderdale, FL/Boyd-Anderson HS
15	Hayden Neighbors	WR	6-2	177	Fr.	0	Huntsville, AL/Huntsville HS
16	Chase Cunningham	QB	5-11	188	r-Jr.	2	Knoxville, TN/Knoxville Catholic HS
16	Kyle Kee	S	6-1	207	r-So.	0	Naples, FL/Naples HS
17	Tra Fluellen	S	6-2	207	So.	0	Gilmer, TX/Houston Baptist
18	Nicholas Vattiato	QB	6-1	185	Fr.	0	Plantation, FL/University School
19	Teldrick Ross	S	5-10	193	r-So.	1	Macon, GA/Jones County HS
19	Jonathan Haynes	WR	6-0	200	So.	0	North Wales, PA/North Penn HS
20	DQ Thomas	LB	6-2	216	Sr.	4	Oxford, MS/Oxford HS
21	Will Gilchrist	TE	6-2	239	r-Sr.	2	Pasadena, TX/Blinn College
22	Micaleous Elder	WR	5-9	155	So.	0	Cleveland, TN/Charlotte
23	Jalen Jackson	CB	6-2	171	r-Fr.	1	Tampa, FL/Bloomingtondale HS
23	Jalen Montgomery	RB	5-9	156	Fr.	0	Columbia, SC/Cardinal Newman School
24	Terry Wilkins	RB	5-7	187	Fr.	0	Memphis, TN/Fairley HS
24	Scott Payne	PK	5-11	195	r-Fr.	1	Signal Mountain, TN/Signal Mountain Middle HS
25	Bryce Bailey	WR	5-9	166	Fr.	0	Cochran, GA/Bleckley County HS
25	Ja'Shawn Sheffield	CB	6-1	194	r-Fr.	0	Brunswick, GA/Auburn
26	Wayne Parks	LB	5-11	216	r-Jr.	3	Fellsmere, FL/Sebastian River HS
27	Jai'Brian Bouye	CB	5-11	180	Fr.	0	Waco, TX/La Vega HS
28	Deidrick Stanley II	S	5-8	187	Fr.	0	Miami, FL/Miami Central HS
29	Marcus LaFrance	S	6-2	195	r-Fr.	0	North Lauderdale, FL/Deerfield Beach HS
30	Jakobe Thomas	S	6-2	190	Fr.	0	Tullahoma, TN/Tullahoma HS
30	Marvae Myers-Glover	S	6-0	186	r-Fr.	1	West Orlando, FL/Oak Ridge HS
31	Davon Martin	CB	5-11	177	Fr.	0	Orlando, FL/Edgewater HS
32	Martell Pettaway	RB	5-9	196	r-Sr.	0	Detroit, MI/West Virginia
33	Decorian Patterson	CB	6-0	191	r-So.	2	Ocala, FL/Leesburg HS
34	Amir Rasul	RB	5-10	198	r-Sr.	0	Miami, FL/Florida State
35	Jalen Davis	LB	6-1	195	r-Fr.	1	Kingsland, GA/Camden County HS
36	Frank Peasant	RB	5-10	215	Fr.	1	Pensacola, FL/Escambia HS
37	James Shellman IV	S	6-0	195	Fr.	0	Savannah, GA/Islands HS
38	ZaBrien Harden	LB	6-3	225	Fr.	0	Swainsboro, GA/Swainsboro HS
38	Miles Tillman	P	5-11	201	Fr.	0	Huntsville, AL/Sparkman HS
39	Terrell Pack	LB	6-2	200	Fr.	0	Sarasota, FL/Sarasota HS
40	Drew Francis	LB	6-2	220	Fr.	1	Knoxville, TN/West HS
41	Raquon Hartley	LB	6-1	188	r-Fr.	0	Saluda, SC/Saluda HS
42	Cody Smith	LB	6-2	220	r-Jr.	3	Stuart, FL/Martin County HS
43	Parker Hughes	S	6-2	205	Fr.	0	Elizabethton, TN/Elizabethton HS
44	Chaton Mobley	RB	6-1	232	r-Jr.	3	Knoxville, TN/Fulton HS
46	Andrew Leak	LB	5-10	203	r-Fr.	1	LaGrange, GA/Heard County HS
47	Jacob Mahoney	TE	6-0	224	r-So.	0	Knoxville, TN/Knoxville Catholic HS
48	Alex Usry	PK	5-10	185	r-Jr.	0	McDonough, GA/Charleston Southern
49	Jorden Starling	DE	6-4	237	r-So.	2	Chattanooga, TN/McCallie School
50	Aran Mohamad-Ali	TE	6-0	248	r-Fr.	0	Antioch, TN/John Overton HS
52	Darius "Juju" Williams	DE	6-3	244	r-Fr.	1	Hemingway, SC/Hemingway HS
53	Lance Robinson	OL	6-3	284	Fr.	1	Camilla, GA/Mitchell County HS
54	Jacob King	OL	6-1	292	r-So.	0	Brentwood, TN/John Overton HS
55	Jahlil Ryles	OL	6-1	293	r-So.	1	Phenix City, AL/Central HS
55	Joseph Honeysucker	DE	6-3	240	r-So.	0	Nashville, TN/Hillsboro HS

MIDDLE TENNESSEE FOOTBALL

56	Adam Derry	OL	6-3	297	r-Fr.	0	Goodlettsville, TN/White House HS
57	Marley Cook	DT	6-1	284	r-Fr.	1	Water Valley, MS/Water Valley HS
61	J'Shun Bodiford	OL	6-4	300	So.	0	Montgomery, AL/NE Miss. CC
62	Jordan Palmer	OL	6-0	304	Jr.	1	Santa Clarita, CA/College of the Canyons
63	Wilson Kelly	OL	6-0	299	Fr.	0	Danville, KY/Boyle County HS
64	Jacqui Graham	OL	6-5	290	r-So.	0	Montgomery, AL/East Central CC
65	Marcus Greer	OL	6-1	298	r-So.	2	St. Louis, MO/Chaminade College Prep
66	Alex Jones	OL	6-6	305	Fr.	0	Murfreesboro, TN/Oakland HS
67	Karter Johnson	OL	6-5	277	Fr.	0	Murfreesboro, TN/Siegel HS
68	Carson Garrison	LS	6-0	195	Fr.	0	Buford, GA/Buford HS
69	Brody Butler	LS	5-11	218	Fr.	1	Homewood, AL/Homewood HS
70	Tyler Falvey	OL	6-4	323	r-So.	0	Altamonte Springs, FL/Lake Brantley HS
71	Conner Griffin	OL	6-1	300	Fr.	0	Gray, GA/Jones County HS
72	Netori Johnson	OL	6-4	325	r-Jr.	0	Ellenwood, GA/Georgia
74	Steven Losoya III	OL	6-4	305	r-Fr.	1	Nashville, TN/John Overton HS
75	Jamari Williams	OL	6-3	305	r-Fr.	0	Fort Lauderdale, FL/Arizona
77	Eric Magwood	OL	6-4	300	r-Sr.	1	Virginia Beach, VA/Eastern Kentucky
78	Dorian Hinton	OL	6-4	317	r-Fr.	1	Naples, FL/Naples HS
80	Luke Bolger	TE	6-2	236	r-Fr.	0	Ft. Mitchell, KY/Beechwood HS
81	CJ Windham	WR	6-2	212	r-Sr.	5	Powder Springs, GA/McEachern HS
82	Taharin Sudderth	TE	6-4	230	Fr.	0	Alcoa, TN/Alcoa HS
83	Jaylin Lane	WR	5-8	174	Fr.	1	Clover, SC/Clover HS
84	Elijah Metcalf	WR	5-10	163	Fr.	0	Charlotte, NC/Mallard Creek HS
86	JaMichael Thompson	WR	6-1	166	Fr.	1	Birmingham, AL/Clay-Chalkville HS
87	Marquel Tinsley	WR	6-2	204	r-Fr.	1	Morganfield, KY/Daviess Co. HS
88	Ja'Kerrius Wyatt	DT	6-3	270	r-Jr.	2	Prattville, AL/Autauga Academy
89	Yusuf Ali	WR	5-9	171	r-Jr.	1	Detroit, MI/Maplewood HS (TN)
91	Jordan Ferguson	DE	6-2	262	r-Jr.	3	Atlanta, GA/Cartersville HS
92	Damonte Smith	DT	6-3	285	Fr.	0	Savannah, GA/Island HS
93	Vincent Dinkins	DL	6-1	268	Fr.	0	Acworth, GA/Kell HS
94	Ralph Mercy	DE	6-2	244	Fr.	0	Jacksonville, FL/Robert E. Lee Senior HS
95	Tyrece Edwards	DT	6-2	263	Fr.	0	Knoxville, TN/West HS
96	Zaylin Wood	DT	6-1	270	r-Fr.	1	Bowdon, GA/H Heard County HS
97	Quindarius Dunnigan	DE	6-3	247	r-Fr.	1	Chattanooga, TN/McCallie HS
98	JR Bivens	DE	6-0	236	r-Fr.	1	Roswell, GA/Blessed Trinity Catholic HS
99	Jordan Branch	DT	6-0	283	r-So.	2	Mauy City, TN/Crockett County HS
	Thomas Burks	PK	6-1	185	r-So.	0	Murfreesboro, TN/Chattanooga
	Landon Burrell	WR	6-4	193	Fr.	0	Chatsworth, GA/North Murray HS
	Langston Cross	DL	6-2	250	r-Jr.	0	Bowie, MD/Towson
	Stone Frost	QB	5-10	202	r-Fr.	0	Decaturville, TN/Riverside HS
	Dajeun Gibson	CB	6-0	185	Fr.	0	Antioch, TN/Blackman HS
	Chris Johnson	CB	5-10	180	Fr.	0	Murfreesboro, TN/Riverdale HS
	Charlie Shalley	LS	6-4	250	Fr.	0	Tallahassee, FL/Florida State HS

Pronunciation Guide (check website roster to actually hear player pronunciation)

Mike Diliello..... Deh-lel-owe
 Tyrece Edwards..... tie-REESE
 Micaleous Elder..... Mih-KAY-Lee-Us
 DJ England-Chisolm..... Chiz-umm
 Tyler Falvey..... Foul-Vee
 Raheme Fuller..... Rah-Heem
 Izaiah Gathings..... GATH-ings
 Jacqui Graham..... Juh-Key
 Raquon Hartley..... Ray-Kwan
 Netori Johnson..... Nuh-Tore-eee
 Steven Losoya..... Luh-Soy-yuh

Davon Martin..... Dove-on
 Chaton Mobley..... Chuh-taan mob-lee
 Marvae Myers-Glover..... Mar-Vay
 Frank Peasant..... Pea-sent
 Amir Rasul..... Rah-Soole
 Taharin Sudderth..... Tuh-Hair-in Sudd-Er-Ith
 Marquel Tinsley..... Mar-Quail
 Kyle Ulbrich..... Ull-Brick
 Alex Usry..... Us-ree
 Nicholas Vattiato..... VAT-tee-ah-doe

TEAM TOTALS

GAME	FINAL SCORE	BY QUARTERS					FIRST DOWNS				RUSHING			PASSING			TOT. OFF.		PUNTING	FUMBLES	PENALTY	THIRD DOWNS	AVG. F.POS	TOTAL TOP
		1	2	3	4	OT	RU	PA	PN	TOT	ATT	YDS	TD	C-A-I	YDS	TD	ATT	YDS	NO-AVG	NO-LOST	NO-YDS			
MT	50	0	21	7	22	0	8	11	0	19	34	89	2	20-26-0	248	3	60	337	5-45.0	1-0	7-55	3-10	M42	26:07
Monmouth	15	0	7	8	0	0	10	7	0	17	38	88	1	27-42-1	186	1	80	274	5-37.4	3-3	2-15	6-17	MU25	33:53
MT	14	0	7	0	7	0	9	11	0	20	36	66	0	26-40-1	283	2	76	349	6-45.8	1-0	6-52	7-16	M23	31:33
VT	35	7	7	14	7	0	14	8	2	24	39	224	4	17-28-0	159	1	67	383	4-42.5	0-0	3-26	7-12	V34	28:27
MT	13	0	0	13	0	0	1	9	1	11	25	8	0	14-30-1	191	2	55	199	10-44.1	1-1	5-47	2-14	M31	23:01
UTSA	27	7	3	7	10	0	8	13	2	23	44	175	0	26-45-2	277	2	89	452	4-41.5	1-1	7-60	10-20	U32	36:59
MT	39	7	10	7	15	0	6	16	3	25	23	123	0	28-40-0	379	5	63	502	5-42.4	1-0	10-86	2-11	M23	25:25
Charlotte	42	14	0	14	14	0	11	17	2	30	40	220	2	25-36-0	339	4	76	559	3-48.7	2-1	7-62	5-12	C27	34:35
MT	34	7	21	6	0	0	9	4	3	16	49	209	2	12-21-1	105	2	70	314	7-43.0	1-1	7-62	4-15	M38	33:15
Marshall	28	0	14	0	14	0	10	17	1	28	35	172	3	31-47-2	321	1	82	493	6-36.3	4-4	9-69	4-12	MU29	26:45
MT	13	0	7	6	0	0	3	8	1	12	21	35	0	22-42-1	230	2	63	265	5-42.4	2-1	5-37	4-14	M29	24:48
Liberty	41	14	10	10	7	0	12	10	0	22	42	227	3	17-30-3	222	2	72	449	4-38.5	0-0	7-62	6-12	L31	35:12
MT	44	3	21	10	10	0	10	16	4	30	44	155	1	28-40-0	318	4	84	473	2-49.5	2-0	7-65	6-16	M39	37:22
UConn	13	0	13	0	0	0	7	6	2	15	28	67	0	21-37-2	237	1	65	304	4-39.8	4-1	8-75	4-14	U23	22:38
MT	35	14	7	14	0	0	6	7	3	16	35	145	2	14-21-1	142	0	56	287	3-49.7	4-3	8-83	1-9	M39	27:00
So. Miss	10	7	0	3	0	0	9	10	4	23	41	50	0	18-41-3	184	1	82	234	6-37.2	2-2	12-96	5-18	U28	33:00
MT	21	7	7	0	7	0	11	8	0	19	35	123	1	27-46-6	226	2	81	349	4-43.3	2-1	6-56	7-17		33:02
WKU	48	21	10	17	0	0	3	14	2	19	23	71	1	29-50-0	281	4	73	352	5-43.8	1-0	4-15	7-16		26:58
MT	50	7	27	9	7	0	14	9	0	23	47	261	3	21-26-0	153	2	73	414	3-43.7	2-0	5-58	3-13	M41	34:26
FIU	10	3	0	0	7	0	4	6	1	11	32	67	1	11-22-2	88	0	54	155	3-44.7	2-2	2-15	3-11	F25	25:34
MT	17	7	3	0	7	0	10	13	2	25	33	101	1	36-51-1	313	1	84	414	5-41.4	1-1	7-45	8-17	M29	35:05
ODU	24	7	3	0	14	0	4	7	0	11	27	100	1	15-24-0	241	2	51	341	6-38.2	0-0	6-46	3-12	O29	24:55
MT	27	0	3	7	17	0	4	11	0	15	31	127	1	24-39-0	236	1	70	363	8-46.8	2-0	6-50	4-16	M25	28:13
FAU	17	7	7	3	0	0	7	12	1	20	29	85	0	32-50-1	328	2	79	413	8-46.8	1-1	3-19	6-19	F27	31:47

STARTING LINEUPS

OFFENSE	QB	RB	WR	WR	WR	TE	LT	LG	C	RG	RT
Monmouth	Hockman	Rasul	Pierce	Windham	Chisolm	Sewell	Losoya	Hinton	Palmer	Johnson	Robinson
Virginia Tech	Hockman	Rasul	Pierce	Windham	Chisolm	Gilchrist	Losoya	Hinton	Palmer	Johnson	Robinson
UTSA	Hockman	Rasul	Pierce	Gathings	Chisolm	Marshall	Losoya	Hinton	Palmer	Johnson	Robinson
Charlotte	Cunningham	Rasul	Pierce	Gathings	Chisolm	Marshall	Losoya	Hinton	Palmer	Johnson	Graham
Marshall	Cunningham	Anderson	Pierce	Gathings	Chisolm	Marshall	Graham	Hinton	Palmer	Johnson	Robinson
Liberty	Cunningham	Mobley	Pierce	Gathings	Lane	Marshall	Graham	Hinton	Palmer	Johnson	Robinson
UConn	Cunningham	Mobley	Pierce	Windham	Lane	Marshall	Losoya	Ryles	Palmer	Johnson	Robinson
So. Miss	Cunningham	Pettaway	Pierce	Ali	Lane	Marshall	Losoya	Ryles	Palmer	Johnson	Robinson
WKU	Vattiato	Pettaway	Pierce	Windham	Lane	Marshall	Losoya	Ryles	Palmer	Johnson	Robinson
FIU	Vattiato	Peasant	Pierce	Windham	Lane	Marshall	Losoya	Hinton	Palmer	Johnson	Robinson
ODU	Vattiato	Pettaway	Pierce	Windham	Lane	Marshall	Losoya	Hinton	Palmer	Johnson	Robinson
FAU	Vattiato	Pettaway	Pierce	Windham	Lane	Marshall	Graham	Losoya	Palmer	Magwood	Robinson

DEFENSE	LE	T	T	RE	SAM	MIKE	WILL	LC	SS	FS	RC
Monmouth	Kinley	Branch	Wood	Ferguson	Davis	Butler	Thomas	Ross	Grate	Blankenship	Patterson
Virginia Tech	Kinley	Branch	Wood	Ferguson	Davis	Butler	Thomas	Patterson	Grate	Blankenship	Ross
UTSA	Kinley	Branch	Wood	Ferguson	Davis	Butler	Hartley	Ross	Grate	Blankenship	Patterson
Charlotte	Kinley	Ferguson	Wood	Starling	Davis	Curtis	Smith	Ross	Grate	Blankenship	Riley
Marshall	Kinley	Wyatt	Wood	Ferguson	Davis	Thomas	Hartley	Jackson	Grate	Blankenship	Ross
Liberty	Kinley	Cook	Wood	Ferguson	Davis	Thomas	Smith	Ross	Grate	Blankenship	Jackson
UConn	Kinley	Wyatt	Wood	Ferguson	Davis	Thomas	Smith	Ross	Grate	Blankenship	Patterson
So. Miss	Kinley	Wyatt	Wood	Ferguson	Davis	Butler	Thomas	Jackson	Grate	Blankenship	Riley
WKU	Kinley	Cook	Stanley (db)	Ferguson	Davis	Butler	Thomas	Jackson	Grate	Blankenship	Riley
FIU	Kinley	Wyatt	Wood	Ferguson	Davis	Butler	Thomas	Jackson	Grate	Blankenship	Riley
ODU	Kinley	Wyatt	Wood	Ferguson	Davis	Smith	Thomas	Ross	Grate	Blankenship	Riley
FAU	Kinley	Wyatt	Wood	Ferguson	Davis	Butler	Thomas	Jackson	Grate	Blankenship	Riley

Career Starts

Reed Blankenship.....	52	Will Gilchrist.....	14	Jahlil Ryles.....	8	Raheme Fuller.....	2
DQ Thomas.....	43	Decorian Patterson.....	13	Cody Smith.....	8	Marley Cook.....	2
C.J. Windham.....	34	Richard Kinley.....	13	Jalen Jackson.....	8	Raquon Hartley.....	2
Kyle Ulbrich.....	33	Steven Losoya.....	13	Jaylin Lane.....	7	Frank Peasant.....	2
Jarrin Pierce.....	31	Zaylin Wood.....	12	Ja'Kerrius Wyatt.....	6	Jalen Davis.....	1
Greg Grate.....	29	Lance Robinson.....	12	Joeseeph Sewell.....	5	Marvae Myers-Glover.....	1
Jordan Ferguson.....	23	Jurriente Davis.....	12	Chase Cunningham.....	5	Deidrick Stanley.....	1
Jimmy Marshall.....	22	DJ England-Chisholm.....	12	Amir Rasul.....	4	Devyn Curtis.....	1
Marcus Greer.....	19	Netori Johnson.....	11	Izaiah Gathings.....	4		
Jordan Palmer.....	18	Quincy Riley.....	11	Jacqui Graham.....	4		
Chaton Mobley.....	17	Teldrick Ross.....	11	Nick Vattiato.....	4		
Brad Anderson.....	16	Yusuf Ali.....	10	Martell Pettaway.....	4		
Jonathan Butler.....	15	Jordan Branch.....	10	Bailey Hockman.....	3		
Dorian Hinton.....	14	Jorden Starling.....	9	Eric Magwood.....	3		

MIDDLE TENNESSEE FOOTBALL

SCORING DRIVES

SCORING DRIVES - MIDDLE TENNESSEE

OPP.	NO OF PLYS	TOT. YDS	DRIVE TIME	SCORE TYPE	SCORE TIME/QTR	DRIVE START	SCORING PLAY
Monmouth		70		TD	14:44/2nd		Lane 70 PR
Monmouth	4	58	1:03	TD	1:44/2nd	M42	Chisolm 29 rec
Monmouth	2	35	:13	TD	:44/2nd	MU35	Lane 32 rec
Monmouth	7	65	2:52	TD	8:33/3rd	M35	Mobley 9 run
Monmouth				TD	13:30/4th		Ross 44 IR
Monmouth	4	38	1:43	TD	9:47/4th	MU38	Windham 6 rec
Monmouth	2	7	:44	TD	6:03/4th	MU7	Pettaway 9 run
VT	11	75	3:42	TD	5:17/2nd	M25	Windham 5 rec
VT	13	86	4:40	TD	:27/4th	M14	Tinsley 6 rec
UTSA	4	54	1:50	TD	3:28/4th	M46	Marshall 23 rec
UTSA	4	69	1:23	TD	:57/4th	M31	Pierce 16 rec
CLT	9	75	3:58	TD	3:27/1st	M25	Marshall 7 rec
CLT	12	75	4:42	TD	11:15/2nd	M25	Lane 24 rec
CLT	6	58	2:53	FG	7:49/2nd	M33	Rankin 26 FG
CLT	3	75	:48	TD	6:16/3rd	M25	Chisolm 51 rec
CLT	8	75	2:06	TD	8:21/4th	M25	Pierce 16 rec
CLT	8	75	1:48	TD	2:12/4th	M25	Ali 12 rec
MU	10	62	4:18	TD	9:04/1st	M38	DiLiello 3 run
MU	8	58	3:28	TD	12:41/2nd	M42	Pierce 13 rec
MU	4	49	1:41	TD	9:04/2nd	MU49	Mobley 41 run
MU	6	69	2:02	TD	5:52/2nd	M31	Lane 34 rec
MU				TD	2:30/3rd		Blankenship 90 FR
LU	9	84	3:51	TD	2:56/2nd	M16	Marshall 6 rec
LU	4	31	1:07	TD	8:07/3rd	L31	Pierce 31 rec
UConn	9	30	4:06	FG	2:46/1st	M33	Rankin 20 FG
UConn	4	51	1:01	TD	14:56/2nd	M49	Marshall 14 rec
UConn	7	75	2:16	TD	4:02/2nd	M25	Gathings 25 rec
UConn	6	64	1:50	TD	1:15/2nd	M36	Marshall 18 rec
UConn	16	58	7:24	FG	7:32/3rd	M28	Rankin 32 FG
UConn	12	71	3:09	TD	3:02/3rd	M29	Pettaway 1 run
UConn	8	56	3:49	TD	12:31/4th	M44	Pierce 24 rec
UConn	8	21	4:36	FG	7:16/4th	U26	Rankin 22 FG
USM	7	29	2:30	TD	1:08/1st	U29	DiLiello 6 run
USM				TD	:14/1st		Fluellen 18 PR
USM				TD	11:42/2nd		Branch 29 FR
USM	7	81	2:31	TD	5:06/3rd	M19	DiLiello 14 run
USM				TD	:26/3rd		Thomas 43 INT
WKU	8	75	3:11	TD	11:49/1st	M25	Chisolm 45 rec
WKU	5	52	1:38	TD	9:08/2nd	M48	Ali 36 rec
WKU	3	16	1:04	TD	13:35/4th	W16	Peasant 5 run
FIU	14	75	6:00	TD	9:00/1st	M25	Marshall 12 rec
FIU	15	75	5:57	TD	13:30/2nd	M25	Ali 1 rec
FIU	12	58	5:05	TD	6:52/2nd	M42	Peasant 2 run
FIU				TD	6:34/2nd		Riley 45 INT
FIU	5	10	2:27	FG	3:54/2nd	F16	Rankin 24 FG
FIU	5	16	1:49	FG	1:26/2nd	F45	Rankin 46 FG
FIU				Safety	10:13/3rd		Cook Sack
FIU	1	57	:13	TD	9:52/3rd	M43	Pettaway 57 run
FIU	9	74	3:56	TD	14:11/4th	M26	Lane 29 rec
ODU	12	75	5:15	TD	:00/1st	M25	DiLiello 2 run
ODU	12	77	4:58	FG	1:23/2nd	M19	Rankin 21 FG
ODU	11	87	2:12	TD	4:07/4th	M13	Lane 26 rec
FAU	14	62	4:50	FG	4:59/2nd	M31	Rankin 23 FG
FAU	5	75	2:15	TD	7:04/3rd	M25	DiLiello 1 run
FAU	6	74	1:45	FG	13:38/4th	M16	Rankin 26 FG
FAU	5	40	2:35	TD	4:21/4th	F40	Wood 6 rec
FAU				TD	1:39/4th		Ferguson 71 FR

SCORING DRIVES - OPPONENTS

OPP.	NO OF PLYS	TOT. YDS	DRIVE TIME	SCORE TYPE	SCORE TIME/QTR	DRIVE START	SCORING PLAY
Monmouth	12	79	5:47	TD	8:51/2nd	MO21	Archie 22 rec
Monmouth	14	75	6:21	TD	2:12/3rd	MO25	Muskett 1 run
VT	15	79	7:36	TD	:19/1st	VT3	Robinson 6 rec
VT	9	35	4:04	TD	8:55/2nd	M35	Blumrick 2 run
VT	6	93	2:54	TD	7:52/3rd	VT7	Holston 29 run
VT	5	31	2:09	TD	3:16/3rd	VT31	Blackshear 6 run
VT	7	70	1:46	TD	11:27/4th	VT30	Blackshear 1 run
UTSA	7	86	2:48	TD	3:01/1st	U14	Franklin 33 rec
UTSA	16	72	6:39	FG	2:22/2nd	U20	Duplessis 30 FG
UTSA	15	76	4:45	TD	10:08/3rd	U24	Cephus 12 rec
UTSA				TD	12:56/4th		Dantzler 6 FR
UTSA	7	21	3:12	FG	8:01/4th	MT21	Duplessis 38 FG
CLT	10	86	4:58	TD	7:25/1st	C14	DuBose 17 rec
CLT	5	65	2:24	TD	:57/1st	C35	DuBose 12 rec
CLT	9	89	4:13	TD	7:04/3rd	C11	Spencer 18 rec
CLT	7	77	3:10	TD	:00/3rd	C23	Camp 44 run
CLT	7	65	2:55	TD	10:27/4th	C35	Byrd 19 rec
CLT	11	88	4:21	TD	4:00/4th	C25	Reynolds 1 run
MU	4	73	:20	TD	10:56/2nd	MU27	Ali 12 run
MU	8	80	2:05	TD	:55/2nd	MU20	Ali 1 run
MU	17	89	4:25	TD	9:44/4th	MU11	Ali 2 run
MU	12	97	3:03	TD	1:12/4th	MU3	Ahmed 17 rec
LU	3	45	1:19	TD	10:59/1st	MT45	Douglas 35 rec
LU	6	84	2:22	TD	:13/1st	L16	Jackson 5 rec
LU	11	80	5:39	TD	6:55/2nd	L20	Green 1 run
LU	10	74	1:57	FG	:40/2nd	L7	Beck 37 FG
LU				Safety	12:05/3rd		
LU	8	67	4:33	TD	3:25/3rd	L33	Mack 2 run
LU	7	48	4:31	TD	4:17/4th	M48	Willis 1 run
UConn	12	85	4:12	TD	10:43/2nd	U15	Nieminski 8 rec
UConn	7	47	1:59	FG	6:18/2nd	U23	McFadden 47 FG
UConn	7	77	1:11	FG	:00/2nd	U19	McFadden 21 FG
USM	3	39	1:01	TD	7:47/1st	M39	Brownlee 13 rec
USM	11	48	3:35	FG	7:46/3rd	U31	Bourgeois 38 FG
WKU	7	68	1:22	TD	10:21/1st	W32	Davis 17 rec
WKU	2	19	:36	TD	6:09/1st	M19	Corley 5 rec
WKU				TD	2:07/1st		Bishop 38 INT
WKU	9	54	3:38	FG	5:24/2nd	W29	Narveson 35 FG
WKU	2	10	:09	TD	3:35/2nd	M10	Tinsley 10 rec
WKU	7	74	3:39	TD	11:21/3rd	W26	Davis 28 rec
WKU	4	33	1:16	TD	9:18/3rd	M33	Zappe 8 run
WKU	4	4	:57	FG	7:38/3rd	M29	Narveson 43 FG
FIU	11	40	4:33	FG	4:27/1st	F25	Gabriel 53 FG
FIU	8	53	4:18	TD	6:08/4th	F47	Williams 8 run
ODU	10	80	4:02	TD	5:34/1st	O20	Kuntz 11 rec
ODU	8	62	3:30	FG	6:26/2nd	O20	Rice 35 FG
ODU	5	82	1:49	TD	13:06/4th	O18	Davis 45 run
ODU	3	66	1:25	TD	9:59/4th	O34	Watson 4 rec
FAU	8	75	3:10	TD	11:50/1st	F25	Burton 48 rec
FAU	1	32	:08	TD	9:57/2nd	M32	Mitchell 32 rec
FAU	9	72	4:17	FG	9:19/3rd	F20	Suarez 23 FG



DRIVES

GAME-OPENING DRIVES

Opponent	Middle Tennessee			Opponents		
	Pts.	1st Dns	Yds	Pts	1st Dns	Yds
Monmouth	0	0	4	0	0	6
VT	0	0	-14	0	0	-14
UTSA	0	0	4	0	1	25
Charlotte	0	1	18	7	5	86
Marshall	7	4	62	0	0	9
Liberty	0	1	20	7	2	45
UConn	0	0	0	0	0	9
So. Miss	0	1	14	0	1	18
WKU	7	3	75	7	3	68
FIU	7	6	75	3	3	40
ODU	0	4	65	7	5	80
FAU	0	0	-9	7	3	75

SECOND HALF-OPENING DRIVES

Opponent	Middle Tennessee			Opponents		
	Pts.	1st Dns	Yds	Pts	1st Dns	Yds
Monmouth	0	0	2	0	0	0
VT	0	2	40	7	3	93
UTSA	0	1	21	7	5	76
Charlotte	0	2	57	0	2	33
Marshall	0	1	11	0	0	0
Liberty	0	0	-12	0	0	7
UConn	3	4	56	0	0	-1
So. Miss	0	1	36	0	0	3
WKU	0	0	8	7	3	74
FIU	0	0	1	0	0	-4
ODU	0	1	7	0	0	4
FAU	0	1	9	3	2	72

DRIVES SUPERLATIVES

	Middle Tennessee	Opponent
Most Plays/Result	16 vs UConn/FG	17/TD by Marshall
Most Yards/Result	87/TD vs ODU	97/TD by Marshall
Most Time/Result	7:24 vs UConn/FG	7:36/TD by Virginia Tech

TOP PFF GRADES (minimum 25 snaps played)

OFFENSE	1	2	3	4	5
Monmouth	Bailey Hockman: 80.8%	Windham: 75.8%	S. Losoya: 72.3%	J. Pierce: 69.3%	D. Hinton: 60.3%
Virginia Tech	J. Marshall: 76.9%	L. Robinson: 73.0%	B. Hockman: 67.0%	A. Rasul: 64.7%	S. Losoya: 64.6%
UTSA	J. Palmer: 66.0%	I. Gathings: 62.8	J. Marshall: 62.5	N. Johnson: 61.6%	L. Robinson: 59.7%
Charlotte	Cunningham: 91.9%	Pierce: 77.9%	J. Marshall: 75.5%	J. Lane: 71.7%	Y. Ali: 67.6%
Marshall	Mobley: 80.1%	Gathings: 78.8%	Robinson: 71.5%	Cunningham: 66.4%	Pierce: 63.4%
Liberty	Windham: 73.3%	Pierce: 65.8%	Marshall: 63.4%	Palmer: 62.0%	Ali: 60.0%
UConn	Cunningham: 74.7%	N. Johnson: 74.2%	Losoya: 72.9%	Robinson: 71.4%	Graham: 71.1%
So. Miss	Robinson: 74.3%	N. Johnson: 74.9%	Pierce: 68.3%	Losoya: 66.0%	Ryles: 64.5%
WKU	Robinson: 75.3%	England-Chisolm: 73.8%	Losoya: 66.1%	Peasant: 63.1%	Marshall: 63.1%
FIU	Marshall: 81.9%	Ali: 80.1%	Losoya: 74.3%	Pettaway: 74.0%	Johnson: 73.0%
ODU	Lane: 83.4	Vattiato: 74.2%	England-Chisolm: 70.4%	Pettaway: 68.1%	Peasant: 67.7%
FAU	Pettaway: 75.9%	Graham: 73.4%	Gathings: 72.2%	Ali: 70.9%	Wood: 68.8%
DEFENSE	1	2	3	4	5
Monmouth	J. Ferguson: 81.3%	JR Bivens: 76.8%	DQ Thomas: 76.0%	M. Cook: 74.9%	Z. Wood: 73.3%
Virginia Tech	T. Fluellen: 72.9%	J. Ferguson: 72.5%	T. Ross: 71.4%	DQ Thomas: 64.5%	R. Kinley: 62.7%
UTSA	J. Ferguson: 79.2%	C. Smith: 78.6%	R. Blankenship: 76.9%	G. Grate: 72.4%	JR Bivens: 71.9%
Charlotte	R. Blankenship: 71.1%	G. Grate: 70.1%	D. Curtis: 69.6%	Q. Riley: 67.4%	J. Ferguson: 66.1%
Marshall	Deidrick Stanley: 69.2%	Ferguson: 68.2%	Ju. Davis: 66.7%	Jalen Jackson: 59.3%	Blankenship: 58.5%
Liberty	Patterson: 75.8%	Cook: 74.0%	Grate: 68.8%	Smith: 68.7%	Starling: 66.0%
UConn	Ferguson: 82.6%	Thomas: 80.7%	Blankenship: 80%	Cook: 73.8%	Grate: 72.9%
So. Miss	Ferguson: 90.7%	Branch: 82.1%	Wood: 80.4%	Blankenship: 79.2%	Cook: 77.6%
WKU	Diedrick Stanley: 77.5%	Riley: 72.5%	Jackson: 71.0%	Grate: 70.8%	Fluellan: 67.1%
FIU	Riley: 87.7%	Grate: 81.0%	Blankenship: 76.8%	Butler: 75.8%	Wyatt: 71.0%
ODU	Thomas: 90.0%	Butler: 76.0%	Davis: 74.8%	Ross: 71.8%	Ferguson: 68.0%
FAU	Ferguson: 79.5%	Thomas: 74.7%	Cook: 73.7%	Patterson: 71.4%	Riley: 71.1%



THE LAST TIME ...

MIDDLE TENNESSEE

SHUT OUT AN OPPONENT: September 3, 2016, vs Alabama A&M. Score: 55-0

HAD AN OFFENSIVE DRIVE OF 90 OR MORE YARDS: Sept. 25, 2020 vs UTSA (96 yards, TD)

RUSHED FOR MORE THAN 300 YARDS: Oct. 26, 2019, vs FIU (471 yards)

RUSHED FOR MORE THAN 400 YARDS: Oct. 26, 2019, vs FIU (471 yards)

PASSED FOR MORE THAN 300 YARDS: Nov. 20, 2021, vs ODU (313 yards)

HAD MORE THAN 500 YARDS TOTAL OFFENSE: Sept. 24, 2021, vs Charlotte (502 yards)

HAD MORE THAN 600 YARDS TOTAL OFFENSE: Sept. 7, 2019, vs TSU (604 yards)

SCORED MORE THAN 50 POINTS: Oct. 27, 2018, vs ODU (51 points)

SCORED ON ITS FIRST PLAY FROM SCRIMMAGE: August 29, 2013 vs Western Carolina (Jordan Parker 65-yard run)

FAILED TO HAVE AT LEAST 150 YARDS OF TOTAL OFFENSE: October 20, 2018 vs Charlotte (144 yards)

FAILED TO RUSH FOR MORE THAN 100 YARDS: Sept. 18, 2021 vs UTSA (25 carries, 8 yards)

FAILED TO PASS FOR MORE THAN 100 YARDS: Oct. 26, 2019 vs FIU (25 yards)

HELD AN OPPONENT TO LESS THAN 100 YARDS RUSHING: Nov. 27, 2021, vs FAU (85 yards)

HELD AN OPPONENT TO LESS THAN 100 YARDS PASSING: Nov. 13, 2021, vs FIU (88 yards)

HELD AN OPPONENT TO LESS THAN 200 YARDS TOTAL OFFENSE: November 13, 2021, vs FIU (155 yards)

HELD AN OPPONENT TO LESS THAN 300 YARDS TOTAL OFFENSE: November 13, 2021, vs FIU (155 yards)

RETURNED A KICKOFF FOR A TOUCHDOWN: November 1, 2012 vs WKU (Reggie Whatley - 96 yards)

RETURNED OPENING KICKOFF FOR A TOUCHDOWN: October 6, 2006 vs Louisville (Damon Nickson - 88 yards)

RETURNED A PUNT FOR A TOUCHDOWN: September 4, 2021 vs Monmouth (Jaylin Lane - 70 yards)

RETURNED A BLOCKED PUNT FOR A TOUCHDOWN: October 30, 2021 vs USM (Ralph Mency block, Tra Fluellen TD - 18 yards)

BLOCKED AN OPPONENT PUNT: October 30, 2021 vs USM (Ralph Mency)

BLOCKED A FIELD GOAL: Sept. 24, 2021 vs Charlotte (Jordan Starling)

RETURNED BLOCKED FIELD GOAL FOR A TOUCHDOWN: September 5, 2015 vs Jackson State (Jamarcus Howard - 63 yards)

RETURNED A PASS INTERCEPTION FOR A TOUCHDOWN: Nov. 13, 2021, vs FIU: (Quincy Riley - 45 yards)

RETURNED A FUMBLE FOR A TOUCHDOWN: November 27, 2021 vs FAU (Jordan Ferguson - 71 yards)

SCORED A SAFETY: Nov. 13, 2021, vs FIU (Cook sack for safety)

SCORED A 2-POINT CONVERSION: September 24, 2021 vs Monmouth (Jaylin Lane reception)

SCORED A TD ON OFFENSE, DEFENSE AND SPECIAL TEAMS: Oct. 30, 2021 vs USM

SCORED ON GAMES FINAL PLAY FOR WIN: Oct. 24, 2013 vs Marshall (9-yard TD catch by Tavarres Jefferson 0:00 on clock) Final Score: MT 51, Marshall 49

PLAYER RUSHED FOR MORE THAN 100 YARDS: Oct. 2, 2021, vs Marshall (C. Mobley 132 yards)

TWO PLAYERS RUSHED FOR MORE THAN 100 YARDS: Oct. 26, 2019, vs FIU (A. O'Hara 159 yards; J. McDonald 138 yards, T. West 130 yards)

THREE PLAYERS RUSHED FOR MORE THAN 100 YARDS: Oct. 26, 2019, vs FIU (A. O'Hara 159 yards; J. McDonald 138 yards, T. West 130 yards)

TWO PLAYERS RUSHED FOR MORE THAN 200 YARDS: November 26, 2016, FAU (I'Tavius Mathers - 213; Richie James - 207)

PLAYER RUSHED FOR MORE THAN 200 YARDS: November 26, 2016, FAU (I'Tavius Mathers - 213; Richie James - 207)

PLAYER HAD 100 OR MORE YARDS RECEIVING: Nov. 20, 2021, vs ODU (Jaylin Lane - 107 yards)

PLAYER HAD 100 YARDS RUSHING AND 100 YARDS RECEIVING: Nov. 26, 2016 vs FAU (Richie James - 207 rushing, 120 receiving)

PLAYER HAD 200 YARDS RUSHING AND 100 YARDS RECEIVING: Nov. 26, 2016 vs FAU (Richie James - 207 rushing, 120 receiving)

TWO PLAYERS HAD 100 OR MORE RECEIVING YARDS: Nov. 16, 2019, vs Rice (Ty Lee - 154 yards; Jimmy Marshall - 112 yards)

HAD 300-YD PASSER, 100-YD RECEIVER, 100-YD RUSHER: Oct. 15, 2016 (B. Stockstill 434 passing, R. James 223 receiving, I. Mathers 143 rushing)

PLAYER HAD MULTIPLE INTERCEPTIONS: Sept. 18, 2021 vs UTSA (Quincy Riley - 2 INTs)

PLAYED AN OVERTIME GAME: October 24, 2020 vs Rice (MT 40, Rice 34; 2 OT)

OPPONENT

MIDDLE TENNESSEE WAS SHUT OUT: Sept. 5, 2020 vs Army. Score: 42-0

RUSHED FOR MORE THAN 250 YARDS: Oct. 17, 2020 by UNT (462 yards)

RUSHED FOR MORE THAN 400 YARDS: Oct. 17, 2020, by North Texas (462 yards)

PASSED FOR MORE THAN 300 YARDS: Nov. 27, 2021, by FAU (328 yards)

PASSED FOR MORE THAN 400 YARDS: November 17, 2017, by WKU (485 yards)

HAD MORE THAN 500 YARDS TOTAL OFFENSE: Sept. 24, 2021, by Charlotte (559 yards)

HAD MORE THAN 600 YARDS TOTAL OFFENSE: Oct. 17, 2020, by North Texas (768 yards)

HELD MT TO LESS THAN 100 YARDS OF TOTAL OFFENSE: September 15, 2007 vs LSU (90 yards)

HELD MT TO LESS THAN 50 TOTAL RUSHING YARDS: Oct. 9, 2021 vs Liberty, (35 yards)

HELD MT TO LESS THAN 100 TOTAL PASSING YARDS: November 29, 2014 vs UTEP (99 yards)

SCORED 50 POINTS: December 24, 2016 by Hawaii: Score: 52-35

RETURNED A KICKOFF FOR A TOUCHDOWN: September 19, 2015, by Charlotte (Uriah LeMay - 48 yards)

RETURNED A PUNT FOR A TOUCHDOWN: September 15, 2018, by Georgia (Mecole Hardman - 70 yards)

SCORED ON A KICKOFF AND PUNT RETURN IN SAME GAME: September 5, 2009, by Clemson

RETURNED A BLOCKED PUNT FOR A TOUCHDOWN: Oct. 19, 2019, North Texas (D. Harrison)

BLOCKED A PUNT: Oct. 19, 2019, North Texas (D. Gaddie)

BLOCKED A FIELD GOAL: October 17, 2020, by North Texas

BLOCKED A PAT: Sept. 25, 2020 by UTSA

RETURNED A PASS INTERCEPTION FOR A TOUCHDOWN: Nov. 6, 2021, by WKU (Beanie Bishop - 38 yards)

RETURNED A FUMBLE FOR A TOUCHDOWN: October 30, 2021, vs USM (Jordan Branch - 29 yards)

SCORED A SAFETY: October 9, 2021 by Liberty

SCORED A TWO-POINT CONVERSION: Oct. 9, 2021 (Liberty)

PLAYER RUSHED FOR 100 YARDS: Oct. 2, 2021, Marshall (Rasheen Ali - 113 yds)

HAD OVER 130 YARDS IN PUNT RETURNS: September 5, 2009, by Clemson (5-135 yards)

CAREER HIGHS

#0 DE RICHARD KINLEY

Tackles..... 7 vs Marshall, 2020
Solo Tackles..... 3 vs VT, Liberty, 2021
Tackles for Loss..... 1.5 vs Rice, 2020; Liberty, 2021
Sacks..... 1.0, three times
Fumble Recovery..... 1 vs Monmouth, 2021
Pass Breakup..... 1 vs USM, 2021

#1 CB GREG GRATE

Tackles..... 14 vs Rice, 2020; UTSA, 2021
Solo Tackles..... 10 vs UTSA, 2021
Sacks..... 1.0 vs UNT, 2020
Pass Breakups..... 1, nine times
Interceptions..... 1, eight times
Forced Fumble..... 1, seven times
Fumble Recovery..... 1 vs UNT, 2020 (20 yard TD)
Tackles for Loss..... 2.0 vs UNT, 2020

#2 WR IZAIAH GATHINGS

Receptions..... 14 vs Charleston So., 2019
Receiving Yards..... 172 vs Charleston So., 2019
Long Reception..... 43 vs NC Central, 2019
Receiving TD..... 2, four times

#3 CB QUINCY RILEY

Tackles..... 13 vs FAU, 2021
Solo Tackles..... 10 vs FAU, 2021
Tackles for Loss..... 2.0 vs Charlotte, 2021
Sack..... 1.0 vs ODU, 2021
Pass Breakups..... 2 vs UTSA, WKU, 2020
Interception..... 2 vs UNT, 2020; vs UTSA, 2021
Touchdown..... 1 vs FIU (INT), 2021

#4 LB JOHNATHAN BUTLER

Tackles..... 10 vs Rice, 2020
Solo Tackles..... 3, three times
Tackles for Loss..... 1.0 vs FIU, 2020
Interceptions..... 1 vs Troy, 2020
Fumble Recovery..... 1 vs Rice, 2020 (TD)
Forced Fumble..... 1 vs WKU, 2021

#6 WR JIMMY MARSHALL

Receptions..... 8 vs VT, 2021
Receiving Yards..... 112 vs Rice, 2019
Long Reception..... 59 vs Michigan, 2019
Receiving TD..... 2 vs ODU, 2019; vs UConn, 2021

#7 WR DJ ENGLAND-CHISOLM

Receptions..... 9 vs ODU, 2021
Receiving Yards..... 85 vs UTSA, 2020
Long Reception..... 80 vs TSU, 2019
Receiving TD..... 1, five times

#7 PK ZEKE RANKIN

Field Goals..... 2 vs FIU, FAU, 2021
Longest Field Goal..... 46 yards vs FIU, 2021
Most Points..... 12 vs FIU, 2021

#8 LB DEVYN CURTIS

Tackles..... 4, four times
Solo Tackles..... 2 vs Charlotte, 2021
Tackles for Loss..... 0.5, four times
Pass Breakups..... 0
Interception..... 0

#9 WR JARRIN PIERCE

Receptions..... 11 vs Troy, 20
Receiving Yards..... 107 vs UTSA, 2020
Long Reception..... 57 vs ODU, 2019
Receiving TD..... 1, 11 times

#11 WR BRAD ANDERSON

Rushes..... 16 vs BGSU, 2017
Rushing Yards..... 112 vs FIU, 2017
Long Run..... 37 vs FIU, 2017
Receptions..... 9 vs UAB, 2017
Receiving Yards..... 141 vs UTM, 2018
Long Reception..... 66 vs UTM, 2018

#12 S REED BLANKENSHIP

Tackles..... 17 vs ODU, 2018
Solo Tackles..... 11 vs FAU, 2018
Tackles for Loss..... 3.0 vs ODU, 2018
Sacks..... 1.0 vs UTEP, 2017; vs ODU, 2018
Pass Breakups..... 3 vs UConn, 2021
Interceptions..... 2 vs App. St., 2018; vs TSU, 2019
Long INT Return..... 100 yards vs ODU, 2018
Blocked Kick..... 1 vs TSU, FAU, 2019 (PAT)
Forced Fumble..... 1, three times
Fumble Recovery..... 1, three times
Long Fumble Return..... 90 yds vs Marshall, 2021 (TD)

#12 QB MIKE DILIELLO

Attempts..... 19 vs FAU, 2021
Completions..... 12 vs FAU, 2021
Passing Yards..... 131 vs FAU, 2021
Passing TD..... 1 vs Troy, 2020; vs FAU, 2021
Long Pass..... 55 vs FAU, 2021
Rushes..... 12 vs FAU, 2021
Rushing Yards..... 77 vs USM, 2021
Rushing TD..... 2 vs USM, 2021
Long Run..... 43 vs USM, 2021

#13 P KYLE ULBRICH

Punts..... 10 vs UTSA, 2021
Punting Yards..... 441 vs UTSA, 2021
Average..... 51.5 vs Army, 2020
Long Punt..... 75 vs FIU, 2020
Downed Inside 20..... 5 vs UTSA, 2021

#15 CB RAHEME FULLER

Tackles..... 5 vs WKU, 2019
Solo Tackles..... 3 vs WKU, 2019
Pass Breakups..... 1 vs WKU, 2019
Interceptions..... 0

#16 QB CHASE CUNNINGHAM

Attempts..... 42 vs Liberty, 2021
Completions..... 28 vs Charlotte, 2021
Passing Yards..... 379 vs Charlotte, 2021
Passing TD..... 5 vs Charlotte, 2021
Long Pass..... 57 vs ODU, 2019
Rushes..... 9 vs Charlotte, 2021
Rushing Yards..... 65 vs Charlotte, 2021
Rushing TD..... 1 vs UNT, 2019
Long Run..... 27 vs Charlotte, 2021

#17 S TRA FLUELLEN

Tackles..... 4 vs Monmouth, WKU, FAU, 2021
Solo Tackles..... 3 vs WKU, 2021
Tackles for Loss..... 1.0 vs Monmouth, 2021
Pass Breakups..... TBD
Interception..... TBD

#18 QB NICK VATTIATO

Attempts..... 49 vs ODU, 2021
Completions..... 34 vs ODU, 2021
Passing Yards..... 304 vs ODU, 2021
Passing TD..... 2 vs WKU, FIU, 2021
Long Pass..... 45 vs WKU, 2021
Interceptions..... 5 vs WKU, 2021
Rushes..... 9 vs FIU, 2021
Rushing Yards..... 25 vs FIU, 2021

Rushing TD..... 0
Long Run..... 10 vs FIU, 2021

#19 CB TELDRICK ROSS

Tackles..... 9 vs Charlotte, 2021
Solo Tackles..... 6, three times
Pass Breakups..... 2, five times
Fumble Recovery..... 1 vs UTSA, 2021
Interceptions..... 1 vs Monmouth, 2021 (TD)
Tackles for Loss..... 1.0 vs Troy, 2020; VT, FIU 2021

#20 LB DQ THOMAS

Tackles..... 12 vs UNT, 2020
Solo Tackles..... 10 vs VT, 2021
Tackles for Loss..... 1.0 vs USM, 2021
Pass Breakups..... 2 vs ODU, 2021
Sacks..... 2.0, three times
Forced Fumble..... 1, eight times
Fumble Recovery..... 1 vs Marshall, 2021
Interceptions..... 1 vs Liberty, USM, 2021

#23 CB JALEN JACKSON

Tackles..... 5 vs Marshall, 2021
Solo Tackles..... 3 vs Marshall, 2020
Tackles for Loss..... 1.0, twice
Pass Breakups..... 1 vs Rice, 2020
Forced Fumble..... 1 vs UConn, 2021
Interception..... 1 vs Marshall, 2021
Sacks..... 1 vs USM, 2021

#26 LB WAYNE PARKS

Tackles..... 3, four times
Solo Tackles..... 3 vs Duke, FAU, 2019
Tackle for Loss..... 1.0 vs Duke, 2019
Forced Fumble..... 1 vs FIU, 2019
Fumble Recovery..... 1 vs Marshall, 2020

#28 S DEIDRICK STANLEY

Tackles..... 4 vs Marshall, 2021
Solo Tackles..... 4 vs Marshall, 2021
Tackles for Loss..... 2.0 vs Marshall, 2021
Pass Breakups..... 1, twice
Forced Fumble..... 1 vs USM, 2021
Interception..... 1 vs Marshall, 2021
Sacks..... 1 vs USM, 2021

#29 CB MARCUS LAFRANCE

Tackles..... 5 vs WKU, 2019
Solo Tackles..... 4 vs WKU, 2019
Pass Breakups..... 0
Interceptions..... 0
Tackles for Loss..... 0.5 vs WKU, 2019

#30 S MARVAE MYERS-GLOVER

Tackles..... 4 vs Marshall, 2019; vs Troy, 2020
Solo Tackles..... 4 vs Marshall, 2019
Pass Breakups..... 1 vs Troy, 2020
Interceptions..... 0

#31 CB DAVON MARTIN

Tackles..... TBD
Solo Tackles..... TBD
Tackles for Loss..... TBD
Pass Breakups..... TBD
Interception..... TBD

#32 RB MARTELL PETTAWAY

Rushes..... 30 vs Iowa State, 2016
Rushing Yards..... 181 vs Iowa State, 2016
Rushing TD..... 2, three times
Long Run..... 65 vs FAU, 2021
Receptions..... 2 vs Kansas, 2018

CAREER HIGHS

Receiving Yards 34 vs Ok. State, 2018
 Long Reception 34 vs Ok. State, 2018

#33 CB DECORIAN PATTERSON

Tackles 9 vs FIU, 2020
 Solo Tackles 6, four times
 Tackles for Loss 2.5 vs Troy, 2020
 Pass Breakups 2, four times
 Sacks 1.5 vs Troy, 2020
 Interceptions 1 vs Troy, 2020; vs Liberty, 2021
 Fumble Recovery 1 vs WKU, 2020; FIU, 2021
 Forced Fumble 1 vs FIU, 2020

#34 RB AMIR RASUL

Rushes 14 vs VT, 2021
 Rushing Yards 62 vs Delaware St., 2017
 Rushing TD 1 vs N. Illinois, 2018
 Long Run 23 vs Delaware St., 2017
 Receptions 1, four times
 Receiving Yards 11 vs Delaware St., 2017
 Long Reception 11 vs Delaware St., 2017

#35 LB JALEN DAVIS

Tackles 5 vs Rice, 2019
 Solo Tackles 3 vs Rice, 2019
 Tackles for Loss 1.0 vs FIU, Rice, 2019
 Pass Breakups 0

#36 RB FRANK PEASANT

Rushes 18 vs WKU, 2021
 Rushing Yards 78 vs WKU, 2021
 Rushing TD 1, three times
 Long Run 20 vs Troy, 2020; USM, 2021
 Receptions 3 vs FIU, 2021
 Receiving Yards 11 vs FIU, 2021
 Long Reception 9 vs FIU, 2021

#42 LB CODY SMITH

Tackles 9 vs Troy, 2020; UTSA, 2021
 Solo Tackles 8 vs Troy, 2020
 Tackles for Loss 3.0 vs Rice, 2020
 Pass Breakup 1 vs TSU, 2019
 Sacks 2.0 vs Troy, 2020
 Forced Fumble 1, four times

#44 RB CHATON MOBLEY

Rushes 25 vs WKU, 2018
 Rushing Yards 198 vs WKU, 2018
 Rushing TD 2, three times
 Long Run 60 vs WKU, 2018
 Receptions 5 vs UK, 2018
 Receiving Yards 82 vs WKU, 2019
 Long Reception 25 vs UK, 2018
 Receiving TD 1 vs UK, 2018; vs UTSA, 2020
 Blocked Kick 1 vs Marshall, 2021

#49 DL JORDEN STARLING

Tackles 7 vs Troy, 2020
 Solo Tackles 5 vs Troy, 2020
 Tackles for Loss 1.0, three times
 Sacks 1 vs USM, 2021
 Pass Breakup 1 vs UTSA, 2020
 Forced Fumble 1 vs Monmouth, 2021
 Blocked Kick 1 vs Charlotte, 2021 (FG)

#52 DL DARIUS "JUJU" WILLIAMS

Tackles 2 vs Rice, 2020
 Solo Tackles 2 vs Rice, 2020
 Tackles for Loss 0

#57 DL MARLEY COOK

Tackles 4 vs Monmouth, 2021

Solo Tackles 3 vs Monmouth, 2021
 Tackles for Loss 1.0 vs Monmouth, 2021
 Sacks 1.0 vs Monmouth, USM, FIU, 2021
 Forced Fumble 1 vs Monmouth, 2021
 Interception 1 vs USM, 2021
 Safety 1 vs FIU, 2021

#81 WR CJ WINDHAM

Receptions 7 vs Rice, 2020; vs Monmouth, 2021
 Receiving Yards 109 vs Rice, 2020
 Long Reception 56 vs UTM, 2018
 Receiving TD 2 vs UTM, 2018; Duke, 2019

#83 WR JAYLIN LANE

Receptions 10 vs ODU, 2021
 Receiving Yards 107 vs ODU, 2021
 Long Reception 35 vs Monmouth, 2021
 Receiving TD 1, four times
 Long Punt Return 70 vs Monmouth, 2021

#84 WR ELIJAH METCALF

Receptions 3 vs VT, 2021
 Receiving Yards 48 vs VT, 2021
 Long Reception 26 vs VT, 2021
 Receiving TD 0

#86 WR JAMICHAEL THOMPSON

Receptions 2, four times
 Receiving Yards 25 vs WKU, 2020
 Long Reception 21 vs WKU, 2020
 Receiving TD 0

#87 WR MARQUEL TINSLEY

Receptions 3 vs FIU, 2020
 Receiving Yards 38 vs FIU, 2020
 Long Reception 23 vs FIU, 2020
 Receiving TD 1 vs VT, 2021

#88 DL JA'KERRIUS WYATT

Tackles 5 vs ODU, 2021
 Solo Tackles 2 vs VT, ODU, 2021
 Fumble Recovery 1 vs USM, 2021
 Tackles for Loss 0
 Sacks 0

#89 WR YUSUF ALI

Receptions 8 vs UTSA, 2020
 Receiving Yards 98 vs Rice, 2020
 Long Reception 36 vs WKU, 2021
 Touchdown 1, three times

#91 DL JORDAN FERGUSON

Tackles 9 vs Rice, 2020; vs FAU, 2021
 Solo Tackles 6 vs ASU, 2017; vs Marshall, 2021
 Tackles for Loss 3.0 vs ODU, 2017; USM, 2021
 Sacks 2.5 vs USM, 2021
 Interceptions 1 vs FIU, 2017
 Fumble Recovery 1, three times
 Forced Fumble 1, three times
 Pass Breakup 1 vs UConn, 2021

#94 DL RALPH MENCY

Tackles 2 vs Army, 2020; Marshall, 2021
 Solo Tackles 1 vs VT, Charlotte, WKU, 2021
 Tackles for Loss 0
 Sacks 0
 Blocked Kick 1 vs USM, 2021 (punt)

#96 DL ZAYLIN WOOD

Tackles 5 vs Monmouth, UTSA, 2021
 Solo Tackles 3 vs Monmouth, 2021
 Tackles for Loss 1.5 vs WKU, 2021

Sacks 0
 Blocked Kick 1 vs UTSA, 2021 (FG)
 Fumble Recovery 1 vs Charlotte, 2021
 Receptions 1 vs FAU, 2021 (TD)


#97 DL QUINDARIUS DUNNIGAN

Tackles 3 vs Rice, 2020
 Solo Tackles 1 vs WKU, 2020
 Tackles for Loss 0
 Sacks 0

#99 DL JORDAN BRANCH

Tackles 4 vs Monmouth, 2021
 Solo Tackles 1, eight times
 Tackles for Loss 1.0 vs Michigan, 2019; VT, 2021
 Sacks 1.0 vs Michigan, 2019
 Fumble Recovery 1 vs FIU, 2019; vs USM 2021 (TD)
 Pass Breakup 1 vs WKU, 2020; vs USM, 2021



GM 1 • 9/4/21 • Floyd Stadium (15,017) • Murfreesboro • 6 PM		
	MONMOUTH	15
	MIDDLE TENNESSEE	50

MURFREESBORO - Middle Tennessee Football rode the momentum of two second-quarter takeaways to take charge in the season opener, converting two Monmouth fumbles into touchdowns to power the Blue Raiders to a 50-15 win at Johnny "Red" Floyd Stadium.

Jaylin Lane got the scoring started in the second quarter, returning a punt 70 yards for his first career punt return touchdown to give Middle Tennessee an early 7-0 lead.

After the Hawks tied the game, Jordan Ferguson forced the first fumble of the night with a sack on Monmouth's Tony Mustkett with 2:47 to go in the second quarter, where Richard Kinley's recovery set up a 29-yard TD pass from Bailey Hockman to DJ England-Chisolm.

Ferguson recovered a fumble the very next defensive series, forced by Marley Cook, with 57 seconds left in the half, leading to a 32-yard pass from Hockman to Jaylin Lane to put the Blue Raiders up 21-7 at halftime.

The second half would see a 10-yard Wildcat touchdown run from Chaton Mobley in the third quarter and an interception returned 44-yards for a touchdown by Teldrick Ross in the fourth to help ice the game for MT. Ross' pick-6 was the Blue Raiders' first since 2019.

Hockman would connect with his old high school wideout, CJ Windham, for his third touchdown of the night to finish his evening at quarterback.

Jurriente Davis would make an impact play in his Blue Raider debut late in the fourth quarter, recovering a fumble forced by Jordan Starling in the red zone, setting up a Martell Pettaway touchdown run.

It marked the first time since 2014 (August 30, 61-7 over Savannah State) the Blue Raiders scored a touchdown via all three facets of the game.

Score by Quarters	1	2	3	4	Score	
Monmouth	0	7	8	0	-	15 Record: (0-1)
Middle Tennessee	0	21	7	22	-	50 Record: (1-0)

Scoring Summary

Q	Time	Team	Scoring Play
2nd	14:44	MT	Lane 70 punt return (Rankin PAT)
2nd	8:51	MU	Archie 22 pass from Muskett (Null PAT), 12-79, 5:47
2nd	1:44	MT	England-Chisolm 29 pass from Hockman (Rankin PAT), 4-58, 1:03
2nd	:44	MT	Lane 32 pass from Hockman (Rankin PAT), 2-35, :13
3rd	8:33	MT	Mobley 9 run (Rankin PAT), 7-65, 2:52
3rd	2:12	MU	Muskett 1 run (Moore pass from Muskett), 14-75, 6:21
4th	13:30	MT	Ross 44 INT (Hockman pass from Marshall)
4th	9:47	MT	Windham 6 pass from Hockman (Usry PAT), 4-38, 1:43
4th	6:03	MT	Pettaway 9 run (Usry PAT), 2-7, :44

	MU	MT
FIRST DOWNS	17	19
RUSHES-YARDS (NET)	38-88	34-89
PASSING YARDS (NET)	186	248
Passes Comp-Att-Int	27-42-1	20-26-0
TOTAL OFFENSE PLAYS-YARDS	80-274	60-337
Fumble Returns-Yards	0-0	1-3
Punt Returns-Yards	1-4	2-70-1
Kickoff Returns-Yards	2-34	1-15
Interception Returns-Yards	0-0	1-44-1
Punts (Number-Avg)	5-37.4	5-45.0
Fumbles-Lost	3-3	1-0
Penalties-Yards	2-15	7-55
Possession Time	33:53	26:07
Third-Down Conversions	6-17	3-10
Fourth-Down Conversions	3-5	0-2
Red Zone Scores-Chances	1-1	4-5
Sacks By: Number-Yards	2-27	3-28


RUSHING: Middle Tennessee-Peasant 5-27; Anderson 3-25; Mobley 4-24; Cunningham 2-19; Rasul 7-18; DiLiello 2-13; England-Chisolm 1-6; Pettaway 3-6; Thompson 1-(-2); Palmer 0-(-7); Team 2-(-7); Elder 2-(-10); Hockman 2-(-23). Monmouth-Farri 18-99; Shirden 8-6; Barnes 4-4; Wright 3-(-1); Muskett 5-(-20).

PASSING: Middle Tennessee-Hockman 17-22-0-215; Cunningham 3-4-0-33. Monmouth-Muskett 25-39-1-177; Smyth 2-3-0-9.

RECEIVING: Middle Tennessee-Windham 5-46; Lane 4-91; Pierce 4-38; England-Chisolm 2-42; Marshall 2-15; Thompson 1-13; Metcalf 2-4; Peasant 1-(-1). Monmouth-Moore 6-30; Greene 5-71; Archie 5-47; Tredway 4-6; Kearney 2-19; Marcus 2-7; Miller 1-6; Bryant 1-4; Wright 1-(-4).

INTERCEPTIONS: Middle Tennessee-Ross 1-44. Monmouth-NONE.

FUMBLES: Middle Tennessee-Hockman 1-0. Monmouth-Tony Muskett 1-1,Owen Wright 1-1,Jaden Shirden 1-1

GM 2 • 9/11/21 • Lane Stadium (53,680) • Blacksburg • 1 PM		
	MIDDLE TENNESSEE	14
	VIRGINIA TECH	35

BLACKSBURG - Middle Tennessee held serve early against No. 19 Virginia Tech, but a strong second half from the Hokie offense proved to be the difference, as the Blue Raiders fell 35-14 at Lane Stadium.

Middle Tennessee was held to just seven yards of offense in the first quarter, and trailed 14-0 early in the second quarter when CJ Windham got the Blue Raiders on the board with a toe-tapping 5-yard touchdown catch with 5:17 left in the first half. Bailey Hockman tossed four passes for completions of ten yards or more on the drive, highlighted by a 27-yard strike to Jarrin Pierce.

The 14-7 scoreline would hold going into halftime, but an explosive first offensive drive put Virginia Tech up 21-7, the first of 21 unanswered points for the Blue Raiders' ACC opponent, allowing the Hokies to pull away and put the game on ice in the fourth quarter. MT finally broke through for a second half score with 30 seconds left in the game, as Chase Cunningham found Marquel Tinsley on a six yard out route near the front right pylon for a touchdown to push the Blue Raiders into double digits.

Virginia Tech outgained Middle Tennessee's yardage 375-349 overall, but the Blue Raiders held a 283-159 yard advantage in the air. Bailey Hockman completed 19 of 31 passes for 207 yards, tossing a touchdown and an interception on the day. Jimmy Marshall came up big in the receiving game, tying his career in catches with eight receptions for 111 yards. Chase Cunningham looked good in relief of Hockman late, going 7-for-8 for 76 yards and touchdown. in mop-up duty.

On defense, DQ Thomas tallied 11 tackles on the afternoon to lead the Blue Raiders, including a 13-yard sack in the first quarter. Reed Blankenship and Teldrick Ross followed close behind with eight and seven tackles, respectively, with both tallying a tackle for loss. Jordan Ferguson forced two QB hurries, while Decorian Patterson earned the defense's sole pass break up.

Score by Quarters	1	2	3	4	Score	
Middle Tennessee	0	7	0	7	-	14 Record: (1-1)
Virginia Tech	7	7	14	7	-	35 Record: (2-0)

Scoring Summary

Q	Time	Team	Scoring Play
1st	:19	VT	Robinson 6 pass from Burmeister (Romo PAT)
2nd	8:55	VT	Blumrick 2 run (Romo PAT)
2nd	5:17	MT	Windham 5 pass from Hockman (Rankin PAT)
3rd	7:52	VT	Holston 29 run (Romo PAT)
3rd	3:16	VT	Blackshear 6 run (Romo PAT)
4th	11:27	VT	Blackshear 1 run (Romo PAT)
4th	:27	MT	Tinsley 6 pass from Cunningham (Rankin PAT)

	MT	VT
FIRST DOWNS	20	24
RUSHES-YARDS (NET)	36-66	39-224
PASSING YARDS (NET)	283	159
Passes Comp-Att-Int	26-40-1	17-28-0
TOTAL OFFENSE PLAYS-YARDS	76-349	67-383
Fumble Returns-Yards	0-0-0	0-0-0
Punt Returns-Yards	0-0-0	2-60-0
Kickoff Returns-Yards	1-18-0	3-108-0
Interception Returns-Yards	0-0-0	1-30-0
Punts (Number-Avg)	6-45.8	4-42.5
Fumbles-Lost	1-0	0-0
Penalties-Yards	6-52	3-26
Possession Time	31:33	28:27
Third-Down Conversions	7-16	7-12
Fourth-Down Conversions	2-3	1-1
Red Zone Scores-Chances	2-2	4-4
Sacks By: Number-Yards	1-13	3-20

RUSHING: Middle Tennessee-Rasul 14-39; Mobley 11-20; DiLiello 1-17; Pettaway 3-9; Cunningham 1-(-1); Peasant 2-(-4); Hockman 4-(-14). Virginia Tech-Blackshear 10-53; Burmeister 8-52; Blumrick 3-38; Holston 5-31; King 7-15; Kadum 2-13; Thomas 2-11; Turner 1-10; Mitchell 1-1.


PASSING: Middle Tennessee-Hockman 19-32-1-207; Cunningham 7-8-0-76. Virginia Tech-Burmeister 14-24-0-142; Kadum 3-4-0-17.

RECEIVING: Middle Tennessee-Marshall 8-111; Lane 4-30; Metcalf 3-48; Pierce 3-40; Windham 3-15-1; Anderson 1-12; Mobley 1-11; Thompson 1-5; Sweet 1-5.

INTERCEPTIONS: Middle Tennessee-NONE. Virginia Tech-Waller 1-30.

FUMBLES: Middle Tennessee-Windham 1-0. Virginia Tech-NONE.

MIDDLE TENNESSEE FOOTBALL

GM 3 • 9/18/21 • Alamodome (16,202) • San Antonio • 5 PM		
	MIDDLE TENNESSEE	13
	UTSA	27

SAN ANTONIO - Middle Tennessee suffered a tough 27-13 setback against UTSA in the C-USA opener for both teams in front of 16,202 at the Alamodome.

The Blue Raiders (1-2, 0-1) struggled offensively until late in the contest, managing 199 yards of total offense. UTSA (3-0, 1-0) built a 27-0 lead before Middle Tennessee posted a pair of fourth-quarter scores.

Middle Tennessee got on the board when Chase Cunningham hit Jimmy Martin for a 23-yard touchdown reception in the fourth quarter. Cunningham connected with Jarrin Pierce for a 16-yard score on the team's next offensive possession.

The Blue Raider defense, led by Gregory Grate and Reed Blankenship, recorded three turnovers with Quincy Riley hauling in two interceptions. Grate had a game-high 14 tackles, 10 solo, and Blankenship was close behind with 13.

Score by Quarters	1	2	3	4	Score	
Middle Tennessee	0	0	0	13	-	13 Record: (1-2)
UTSA	7	3	7	10	-	27 Record: (3-0)

Scoring Summary

Q	Time	Team	Scoring Play
1st	3:01	UTSA	Franklin 33 pass from Harris (Duplessis PAT), 7-86, 2:48
2nd	2:22	UTSA	Duplessis 30 FG, 16-72, 6:39
3rd	10:08	UTSA	Cephus 12 pass from Harris (Duplessis PAT), 15-76, 4:45
4th	12:56	UTSA	Dantzler 6 fumble return (Duplessis PAT)
4th	8:01	UTSA	Duplessis 38 FG, 7-21, 3:12
4th	3:28	MT	Marshall 23 pass from Cunningham (pass failed), 4-54, 1:50
4th	:57	MT	Pierce 16 pass from Cunningham (Rankin PAT), 4-69, 1:23

	MT	UTSA
FIRST DOWNS	11	23
RUSHES-YARDS (NET)	25-8	44-175
PASSING YARDS (NET)	191	277
Passes Comp-Att-Int	14-30-1	26-45-2
TOTAL OFFENSE PLAYS-YARDS	55-199	89-452
Fumble Returns-Yards	0-0-0	1-3-1
Punt Returns-Yards	1-5-0	5-68-0
Kickoff Returns-Yards	0-0-0	1-24-0
Interception Returns-Yards	2-56-0	1-0-0
Punts (Number-Avg)	10-44.1	4-41.5
Fumbles-Lost	1-1	1-1
Penalties-Yards	5-47	7-60
Possession Time	23:01	36:59
Third-Down Conversions	2-14	10-20
Fourth-Down Conversions	0-1	1-1
Red Zone Scores-Chances	1-2	2-4
Sacks By: Number-Yards	2-5	5-46

RUSHING: Middle Tennessee-Rasul 8-23; Pettaway 6-23; Peasant 2-1; DiLiello 1-0; Elder 1(-2); Cunningham 4(-12); Hockman 3(-25). UTSA-McCormick 23-105; Harris 10-56; Brady 8-18; Daniels 2(-2).

PASSING: Middle Tennessee-Cunningham 9-18-0-150; Hockman 5-12-1-41. UTSA-Harris 24-39-2-264; Adkins 2-5-0-13; Brady 0-1-0-0.

RECEIVING: Middle Tennessee-Gathings 3-65; Marshall 2-51; Ali 2-25; Thompson 2-20; Pierce 2-15; England-Chisolm 2-10; Pettaway 1-5. UTSA-Franklin 8-114; Cephus 8-84; Clark 5-46; Cardenas 2-15; McCormick 2-12; Bradley 1-6.

INTERCEPTIONS: Middle Tennessee-Riley 2-56. UTSA-Mayfield 1-0.

FUMBLES: Middle Tennessee-Cunningham 1-1. UTSA-Clark 1-1.

GM 4 • 9/24/21 • Richardson (11,076) • Charlotte • 5:30 PM		
	MIDDLE TENNESSEE	39
	CHARLOTTE	42

CHARLOTTE - Despite a sterling first career start from redshirt junior quarterback Chase Cunningham, the Middle Tennessee Blue Raiders could not slow down Charlotte in the Queen City, falling to the 49ers 42-39 in MT's second C-USA matchup.

After giving up a touchdown on Charlotte's opening drive, Middle Tennessee struck back with a methodical 75-yard drive, capped off by a seven yard touchdown pass from Cunningham to Jimmy Marshall.

Jaylin Lane would keep things going the next drive, concentrating through tight coverage to catch a pass off the bobble and score MT's second touchdown. The 24-yard toss tied the game. Zeke Rankin would convert the Blue Raiders' first field goal attempt of the season from 26 yards out to give MT its first lead of the game.

Jordan Starling kept the 49ers off the board to open the second half, tipping Charlotte's 35-yard field goal attempt at the line to force the kick wide left.

After another Charlotte touchdown catch, the Blue Raiders responded quickly, driving 75-yards in just 48 seconds, capped off by a 51-yard touchdown catch from DJ England-Chisolm.

Charlotte would score 14 unanswered points to pull away in the second half, taking a 35-24 lead. But a circus catch through tight coverage from Jarrin Pierce would give Cunningham his fourth touchdown of the evening and pull the Blue Raiders within a field goal after his two-point conversion pass was complete to Lane.

The 49ers then drove down and converted a fourth down on the goaline to score their sixth touchdown of the night to take a 42-32 lead. Cunningham and the Middle Tennessee offense responded quickly, driving 75-yards in just 1:48 to pull within three at 42-39 when Cunningham connected with Yusuf Ali for his fifth touchdown pass of the night. But the ensuing onside kick was recovered by Charlotte to ice the game.

Cunningham finished his first career start going 28-for-40 for 379 yards, tossing five touchdowns to five different Blue Raider receivers. He also led the team in rushing with 65 yards on the ground.

Score by Quarters	1	2	3	4	Score	
Middle Tennessee	7	10	7	15	-	39 Record: (1-3)
Charlotte	14	0	14	14	-	42 Record: (3-1)

Scoring Summary

Q	Time	Team	Scoring Play
1st	7:25	CLT	DuBose 17 pass from Reynolds (Cruz PAT), 10-86, 4:58
1st	3:27	MT	Marshall 7 pass from Cunningham (Rankin PAT), 9-75, 3:58
1st	:57	CLT	DuBose 12 pass from Reynolds (Cruz PAT), 5-65, 2:24
2nd	11:15	MT	Lane 24 pass from Cunningham (Rankin PAT), 12-75, 4:42
2nd	7:49	MT	Rankin 26 FG, 6-58, 2:53
3rd	7:04	CLT	Spencer 18 pass from Reynolds (Cruz PAT), 9-89, 4:13
3rd	6:16	MT	Chisolm 51 pass from Cunningham (Rankin PAT), 3-75, :48
3rd	:00	CLT	Camp 44 run (Cruz PAT), 7-77, 3:10
4th	10:27	CLT	Byrd 19 pass from Reynolds (Cruz PAT), 7-65, 2:55
4th	8:21	MT	Pierce 16 pass from Cunningham (Cunningham to Lane), 7-75, 2:06
4th	4:00	CLT	Reynolds 1 run (Cruz PAT), 11-75, 4:21
4th	2:12	MT	Ali 12 pass from Cunningham (Rankin PAT), 8-75, 1:48

	MT	CLT
FIRST DOWNS	25	30
RUSHES-YARDS (NET)	23-123	40-220
PASSING YARDS (NET)	379	339
Passes Comp-Att-Int	28-40-0	25-36-0
TOTAL OFFENSE PLAYS-YARDS	63-502	76-559
Fumble Returns-Yards	0-0-0	0-0-0
Punt Returns-Yards	0-0-0	2-5-0
Kickoff Returns-Yards	0-0-0	4-72-0
Interception Returns-Yards	0-0-0	0-0-0
Punts (Number-Avg)	5-42.4	3-48.7
Fumbles-Lost	1-0	2-1
Penalties-Yards	10-86	7-62
Possession Time	25:25	34:35
Third-Down Conversions	2-11	5-12
Fourth-Down Conversions	2-2	1-1
Red Zone Scores-Chances	4-4	5-6
Sacks By: Number-Yards	0-0	1-1

RUSHING: Middle Tennessee-Cunningham 9-65; Anderson 6-35; Rasul 6-12; Lane 1-7; England-Chisolm 1-4. Charlotte-Camp 12-101; Byrd 14-72; Reynolds 9-32; McEachern 2-15; Tucker 1-13.


PASSING: Middle Tennessee-Cunningham 28-40-0-379; Charlotte-Reynolds 25-36-0-339.

RECEIVING: Middle Tennessee-Pierce 10-92; Marshall 5-73; Lane 4-44; England-Chisolm 3-67; Ali 3-64; Anderson 1-18; Gathings 1-12; Rasul 1-9. Charlotte-DuBose 9-114; Tucker 5-108; Spencer 4-51; Byrd 2-41; Thompson 2-10; Carriere 1-14; Mack 1-3; Camp 1(-2).

INTERCEPTIONS: Middle Tennessee-NONE. Charlotte-NONE.

FUMBLES: Middle Tennessee-Team 1-0. Charlotte-Spencer 1-1; Camp 1-0.



GM 5 • 10/2/21 • Floyd Stadium (15,806) • Murfreesboro • 6 PM		
	MARSHALL	28
	MIDDLE TENNESSEE	34

MURFREESBORO - Middle Tennessee dominated defensively in Floyd Stadium, riding six takeaways to a 34-28 win in the Blue Raider's C-USA home opener.

Middle Tennessee struck first on their first drive of the game, moving the 62 yards down the field for Mike DiLiello to score his first points of the season when he took the sweep read option into the endzone untouched for a 7-0 lead.

Jarrin Pierce would continue the offense's hot start to open the second quarter, securing a toe tapping catchin the back right corner of the endzone to give Middle Tennessee a 14-0 lead with 12:41 left in the half.

After Marshall scored quickly on the ensuing drive, MT struck back with a 43 yard kickoff return by Jaylin Lane to give Middle Tennessee great field position at their own 49. Facing 4th and 2, Chaton Mobley capped the drive off with a 41-yard touchdown run to give MT a 21-7 lead.

On the ensuing drive, Reed Blankenship forced the ball loose with a third down hit on Rasheen Ali, leading a Jurriente Davis recovery and the Blue Raiders first takeaway of the evening.

Jaylin Lane got in on the offensive fun on the next drive, getting a step on the opposite corner and streaking open for a 34-yard touchdown pass from Cunningham to give MT a 28-7 lead.

Both offenses struggled in the third quarter as the rain picked up in Floyd Stadium. Jalen Jackson got in on the takeaway action with an interception late in the third quarter, high pointing an overthrow from Grant Wells to give MT its first interception of the evening.

After a Herd takeaway helped put Marshall in the red zone, Cody Smith laid down yet another big hit on a Marshall running back, popping the ball out right into the arms of Reed Blankenship, who ran the fumble back 91 yards for the Blue Raiders' first defensive touchdown since Teldrick Ross' interception return for a touchdown against Monmouth. The ensuing PAT was blocked, giving MT a 34-14 lead that held going into the fourth quarter.

The Herd would get a touchdown back in the fourth frame, but Deidrick Stanley II helped ice the game when he cut off a crossing pattern and gave Grant Wells his second interception of the night.

After some running of the clock by the Blue Raiders, the Herd would get a late score to pull within six points, but illegal touching on the outside kick gave MT the ball with just over a minute remaining and no Marshall timeouts, icing the game.

Score by Quarters	1	2	3	4	Score	
Middle Tennessee	7	21	6	0	-	34 Record: (2-3)
Marshall	0	14	0	14	-	28 Record: (2-3)

Scoring Summary

Q	Time	Team	Scoring Play
1st	9:04	MT	DiLiello 3 run (Rankin PAT), 10-62, 4:18
2nd	12:41	MT	Pierce 13 pass from Cunningham (Ranking PAT), 8-58, 3:28
2nd	10:56	MU	Ali 12 run (Ciucci PAT), 4-73, :20
2nd	9:04	MT	Mobley 41 run (Rankin PAT), 4-49, 1:41
2nd	5:52	MT	Lane 34 pass from Cunningham (Rankin PAT), 6-69, 2:02
2nd	:55	MU	Ali 1 run (Ciucci PAT), 8-80, 2:05
3rd	2:30	MT	Blankenship 90 fumble return (Rankin Missed PAT)
4th	9:44	MU	Ali 2 run (Ciucci PAT), 17-89, 4:25
4th	1:12	MU	Shadeed 17 pass from Wells (Ciucci PAT), 12-97, 3:03

	MU	MT
FIRST DOWNS	28	16
RUSHES-YARDS (NET)	35-172	49-209
PASSING YARDS (NET)	321	105
Passes Comp-Att-Int	31-47-2	12-21-1
TOTAL OFFENSE PLAYS-YARDS	82-493	70-314
Fumble Returns-Yards	0-0-0	1-90-1
Punt Returns-Yards	2-7-0	2-7-0
Kickoff Returns-Yards	5-53-0	2-62-0
Interception Returns-Yards	1-0-0	2-23-0
Punts (Number-Avg)	6-36.3	7-43.0
Fumbles-Lost	4-4	1-1
Penalties-Yards	9-69	7-62
Possession Time	26:45	33:15
Third-Down Conversions	4-12	4-15
Fourth-Down Conversions	1-1	1-2
Red Zone Scores-Chances	4-5	2-2
Sacks By: Number-Yards	2-14	3-20


RUSHING: Middle Tennessee-Mobley 15-132, Cunningham 11-22, England-Chisolm 1-17, Rasul 7-16, Peasant 6-16, Anderson 5-12, DiLiello 2-5, Marshall-Ali 19-113, McDaniel 5-39, Evans 5-20, Wells 6-0.

PASSING: Middle Tennessee-Cunningham 12-21-1-105, Marshall-Wells 31-47-2-321.

RECEIVING: Middle Tennessee-Gathings 2-22, Pierce 2-10, Ali, 2-4, Lane 1-34, Windham 1-18, Rasul 1-7, England-Chisolm 1-6, Marshall 1-2, Anderson 1-2, Marshall-Gammage 7-81, Ahmed 7-67, Ali 6-48, Johnson 5-76, Gaines 3-24, Harrison 2-4, Scarcelle 1-21.

INTERCEPTIONS: Middle Tennessee-Jackson 1-0, Stanley 1-23, Marshall-Johnson 1-0.

FUMBLES: Middle Tennessee-Anderson 1-1, Marshall-Ali 2-2, Evans 1-1, McDaniel 1-1.

GM 6 • 10/9/21 • Williams Stadium (19,935) • Lynchburg • 2:30 PM		
	MIDDLE TENNESSEE	13
	LIBERTY	41

LYNCHBURG - Middle Tennessee started slow and couldn't recover, falling to Liberty 41-13 on the road at Williams Stadium.

Middle Tennessee never found its stride offensively in the first quarter, with all five drives that started in the first quarter ending in either a punt, a loss on downs, or a turnover. Defensively, Liberty quarterback Malik Willis threw his first interception of the season in the first quarter, with Greg Grate high pointing the ball and getting both feet in on the sideline to turn the NFL prospect over. The interception was sandwiched between two Flame touchdowns in the first quarter.

The Blue Raiders finally broke through late in the second quarter, putting together a nine play, 84 yard drive to score their first points of the afternoon. Jimmy Marshall hauled in four catches during the drive, including a six-yard touchdown catch where he followed his blockers and lowered his shoulders into the end zone for the score.

Middle Tennessee entered the locker room at halftime trailing 24-7 after sacking Willis to put the triple zeros on the clock.

The second half points started with a Liberty safety, but the Blue Raider defense responded in a big way on the next drive. DQ Thomas slipped back to cover the tight end seam and high pointed the pass attempt, snaring the team's second interception of the afternoon.

After a turnover on downs, Decorian Patterson would get in on the turnover fun, tracking a deep ball beautifully down the right sideline and adjusting his hips to catch the ball, returning the interception 33 yards deep into Liberty territory.

Facing fourth down on the ensuing drive, Chase Cunningham rolled out right and hit Jarrin Pierce downfield for a 31-yard touchdown pass to pull the Blue Raiders within two scores. The two point conversion attempt following the score failed. Liberty would punch back with a touchdown and two point conversion of their own to take a 34-13 lead into the fourth quarter.

Marshall led all Blue Raiders with seven receptions for 77 yards and a touchdown. Jurriente Davis and Grate both competed for the most tackles, with the linebacker from Greensboro, N.C. just edging out his safety teammate, 14 to 12.

Score by Quarters	1	2	3	4	Score	
Middle Tennessee	0	7	6	0	-	13 Record: (2-4)
Liberty	14	10	10	7	-	41 Record: (5-1)

Scoring Summary

Q	Time	Team	Scoring Play
1st	10:59	LU	Douglas 35 pass from Willis (Beck PAT), 3-45, 1:19
1st	:13	LU	Jackson 5 pass from Willis (Beck PAT), 6-84, 2:22
2nd	6:55	LU	Green 1 run (Beck PAT), 11-80, 5:39
2nd	2:56	MT	Marshall 6 pass from Cunningham (Rankin PAT), 9-84, 3:51
2nd	:40	LU	Beck 37 FG, 10-74, 2:10
3rd	12:05	LU	Team Safety
3rd	8:07	MT	Pierce 31 pass from Cunningham (Pass Failed), 4-31, 1:07
3rd	3:25	LU	Mack 2 run (Willis to Brumm), 8-67, 4:33
4th	4:17	LU	Willis 1 run (Beck PAT), 7-48, 4:31

	MT	LU
FIRST DOWNS	12	22
RUSHES-YARDS (NET)	21-35	42-227
PASSING YARDS (NET)	230	222
Passes Comp-Att-Int	22-42-1	17-30-3
TOTAL OFFENSE PLAYS-YARDS	63-265	72-449
Fumble Returns-Yards	0-0-0	0-0-0
Punt Returns-Yards	1-1-0	2-8-0
Kickoff Returns-Yards	3-59-0	3-58-0
Interception Returns-Yards	3-33-0	1-0-0
Punts (Number-Avg)	5-42.8	4-38.5
Fumbles-Lost	2-1	0-0
Penalties-Yards	5-37	7-62
Possession Time	24:48	35:12
Third-Down Conversions	4-14	6-12
Fourth-Down Conversions	1-4	0-0
Red Zone Scores-Chances	1-1	5-5
Sacks By: Number-Yards	3-16	3-19

RUSHING: Middle Tennessee-Mobley 4-8, Anderson 3-7, Peasant 3-5, England-Chisolm 1-5, Cunningham 6-4, Pettaway 3-4, DiLiello 1-2, Liberty-Mack 14-91, Willis 16-80, Green 4-30, Louis 5-22, Williams 1-3, Boyd 1-1, Staples 1-0.

PASSING: Middle Tennessee-Cunningham 22-42-1-230, Liberty-Willis 17-30-3-222.

RECEIVING: Middle Tennessee-Marshall 7-77, Pierce 4-57, Windham 3-32, Ali 3-26, Mobley 2-0, Lane 1-19, Gathings 1-10, England-Chisolm 1-9, Liberty-Douglas 6-156, Louis 3-5, Shaa 2-12, Stubbs 2-8, Jackson 2-8, Daniels 1-22, Green 1-11.

INTERCEPTIONS: Middle Tennessee-Patterson 1-33, Grate 1-0, Thomas 1-0, Liberty-Rahimi 1-0.

FUMBLES: Middle Tennessee-Peasant 1-1, Cunningham 1-0, Liberty-None.



MIDDLE TENNESSEE FOOTBALL

GM 7 • 10/22/21 • Pratt & Whitney Stadium (10,698) • Storrs • 5 PM

	MIDDLE TENNESSEE	44
	UCONN	13

EAST HARTFORD - Middle Tennessee dominated in the trenches on the road in New England, riding a balanced offensive performance and 11 tackles for loss to a 44-13 victory over UConn at Rentschler Field at Pratt & Whitney Stadium.

The Blue Raiders opened the scoring after recovering a Husky fumble in UConn territory. Zeke Rankin chipped in a 20-yard field goal to give MT a 3-0 lead with 2:46 to go in the first quarter.

Jimmy Marshall kept the good vibes going out of the quarter break, boxing out the Husky defensive back for a 14-yard touchdown catch just four seconds into the second quarter.

After UConn responded with two drives to tie the game, the Blue Raiders put together a methodical, seven play, 75-yard drive, capped off by a 25-yard touchdown catch from Izaiah Gathings. The wideout caught a quick screen on the edge and made his man miss for the easy six points.

After a strong defensive stop on the ensuing drive, the Blue Raiders once again drove down the field for the score, with Chase Cunningham finding Marshall out of the slot.

On the first drive of the second half, Rankin extended the Blue Raider's lead with a 32-yard field goal for a 27-13 advantage.

The Blue Raiders expanded the lead late in the third quarter with another grind-it-out drive, going 71 yards in 12 plays, capped off by Martell Pettaway's 1-yard touchdown run. Pettaway rushed for 31 yards on the drive, while Cunningham rushed for 16 yards and Mobley 13 yards on the drive.

Quincy Riley snared his third interception of the season late in the third, hauling in the tip drill off the hands of Reed Blankenship and returning it 26 yards to the MT 44, ensuring the Huskies would not put points on the board in the third quarter.

Middle Tennessee continued their second half dominance in the fourth quarter, with Cunningham finding Jarrin Pierce for the quarterback's fourth TD pass of the evening.

Score by Quarters	1	2	3	4	Score	
Middle Tennessee	3	21	10	10	-	44 Record: (3-4)
UConn	0	13	0	0	-	13 Record: (1-8)

Scoring Summary

Q	Time	Team	Scoring Play
1st	2:46	MT	Rankin 20 FG, 9-30, 4:06
2nd	14:56	MT	Marshall 14 pass from Cunningham (Rankin PAT), 4-51, 1:01
2nd	10:43	UC	Niemenski 8 pass from Krajewski (McFadden PAT), 12-85, 4:12
2nd	6:18	UC	McFadden 47 FG, 7-47, 1:59
2nd	4:02	MT	Gathings 25 pass from Cunningham (Rankin PAT), 7-75, 2:16
2nd	1:15	MT	Marshall 18 pass from Cunningham (Rankin PAT), 6-64, 1:50
2nd	:00	UC	McFadden 21 FG, 7-77, 1:11
3rd	7:32	MT	Rankin 32 FG, 16-58, 7:24
3rd	3:02	MT	Pettaway 1 run (Rankin PAT), 12-71, 3:09
4th	12:31	MT	Pierce 24 pass from Cunningham (Rankin PAT), 8-56, 3:49
4th	7:16	MT	Rankin 22 FG, 8-21, 4:36

	MT	UConn
FIRST DOWNS	30	15
RUSHES-YARDS (NET)	44-155	28-67
PASSING YARDS (NET)	318	237
Passes Comp-Att-Int	28-40-0	21-37-2
TOTAL OFFENSE PLAYS-YARDS	84-473	65-304
Fumble Returns-Yards	0-0-0	0-0-0
Punt Returns-Yards	0-0-0	0-0-0
Kickoff Returns-Yards	1-24-0	7-103-0
Interception Returns-Yards	2-29-0	0-0-0
Punts (Number-Avg)	2-49.5	4-39.8
Fumbles-Lost	2-0	4-1
Penalties-Yards	7-65	8-75
Possession Time	37:22	22:38
Third-Down Conversions	6-16	4-14
Fourth-Down Conversions	2-2	1-3
Red Zone Scores-Chances	6-6	2-2
Sacks By: Number-Yards	2-3	1-0

RUSHING: Middle Tennessee-Pettaway 12-63, Mobley 13-48, Cunningham 10-26, Montgomery 5-14, DiLiello 4-4. UConn-Carter 8-30, Mensah 9-27, Ferrell 3-8, Krajewski 7-4, Houston 1-(-2).

PASSING: Middle Tennessee-Cunningham 25-36-0-297, DiLiello 2-3-0-16, Thompson 1-1-0-5. UConn-Krajewski 21-37-2-237.

RECEIVING: Middle Tennessee-Ali 5-80, Marshall 4-61, Windham 4-36, Gathings 3-49, Pierce 3-40, England-Chisolm 3-19, Lane 2-22, Thompson 2-1, Mobley 1-5, Cunningham 1-5. UConn-Marion 4-74, Niemenski 4-28, Houston 3-44, Turner 3-20, Carter 3-3, Mensah 2-4, Ciercius 1-57, Brewton 1-7.

INTERCEPTIONS: Middle Tennessee-Riley 1-26, Grate 1-3. UConn-None.

FUMBLES: Middle Tennessee-Cunningham 1-0, Team 1-0. UConn-Krajewski 1-0, Turner 1-1, Carter 1-0, Houston 1-0.

GM 8 • 10/30/21 • Floyd Stadium (10,721) • Murfreesboro • 2:30 PM

	SOUTHERN MISS	10
	MIDDLE TENNESSEE	35

MURFREESBORO - Middle Tennessee football scored touchdowns off a blocked punt, a fumble recovery and an interception at Floyd Stadium, riding the momentum of its defensive dominance to a 35-10 win over Southern Miss.

The Blue Raiders compiled five takeaways on defense over the course of the game, sacking Golden Eagle QBs seven times and making 14 tackles for loss while holding Southern Miss to just 234 yards from scrimmage.

After falling behind 7-0 early in the first quarter, Middle Tennessee's defense responded in a big way, as Jordan Ferguson drilled the Southern Miss QB on the blitz to force a fumble. Ja'Kerrius Wyatt fell on the loose ball to give the Blue Raiders the ball in Golden Eagles territory.

On the ensuing drive, Mike DiLiello was brilliant in relief of the injured Chase Cunningham, throwing a dart on fourth down to DJ England-Chisolm to keep the drive alive, then scampering in for a six-yard touchdown run.

After the defense forced the Golden Eagle offense off the field, Ralph Mency came up huge on special teams, blowing up the two-person wall in front of punter Mason Hunt and volleyball blocking the kick. Tra Fluellen scooped up the ball and sprinted to the endzone, giving MT a 14-7 lead at the end of the first quarter.

The Blue Raider defense came up big in the turnover game once again on the next drive, with Deidrick Stanley II coming in hot on a third and long blitz and hit Golden Eagle QB Jake Lange on the blindside again, knocking the ball loose for Jordan Branch, who recovered the fumble and ran in back 29 yards for another Middle Tennessee Scoop and Score, giving the Blue Raiders a 21-7 lead that would hold until halftime.

After Southern Miss would chip back with a 39-yard field goal to make it 21-10, Middle Tennessee drove 81 yards down the field, highlighted by a 40-yard catch from Jarrin Pierce, and capped off with a 14-yard touchdown run from DiLiello, who followed in his excellent wideout blocking down the right sideline for the score to make it 28-10.

The defense would get their second touchdown of the afternoon late in the third quarter, when pressure from the Blue Raider defense line forced Jake Lange into a lofted prayer of a throw. DQ Thomas caught the sitting duck in a sprint and ran the ball back 43-yards for the score, giving Middle Tennessee a 35-10 lead.

Score by Quarters	1	2	3	4	Score	
Southern Miss	7	0	3	0	-	10 Record: (1-7)
Middle Tennessee	14	7	14	0	-	35 Record: (4-4)

Scoring Summary

Q	Time	Team	Scoring Play
1st	7:47	USM	Brownlee 13 pass from Lange (Bourgeois), 3-39, 1:01
1st	1:08	MT	DiLiello 6 run (Rankin PAT), 7-29, 2:30
1st	:14	MT	Fluellen 18 blocked punt return (Rankin PAT)
2nd	11:42	MT	Branch 29 fumble return (Rankin PAT)
3rd	7:46	USM	Bourgeois 38 FG, 11-48, 3:35
3rd	5:06	MT	DiLiello 14 run (Rankin PAT), 7-81, 2:31
3rd	:26	MT	Thomas 43 Interception Return (Rankin PAT)

	USM	MT
FIRST DOWNS	23	16
RUSHES-YARDS (NET)	41-50	35-145
PASSING YARDS (NET)	184	142
Passes Comp-Att-Int	18-41-3	14-21-1
TOTAL OFFENSE PLAYS-YARDS	82-234	56-287
Fumble Returns-Yards	0-0-0	1-29-1
Punt Returns-Yards	0-0-0	3-107-1
Kickoff Returns-Yards	4-68-0	2-33-0
Interception Returns-Yards	1-0-0	3-84-1
Punts (Number-Avg)	6-37.2	3-49.7
Fumbles-Lost	2-2	4-3
Penalties-Yards	12-96	8-83
Possession Time	33:00	27:00
Third-Down Conversions	5-18	1-9
Fourth-Down Conversions	2-5	1-3
Red Zone Scores-Chances	1-1	2-4
Sacks By: Number-Yards	2-9	7-61

RUSHING: Middle Tennessee-DiLiello 11-77, Peasant 7-44, Pettaway 9-23, Lane 1-11, Vattiato 1-5, Ali 1-1, Mobley 3-(-1), Cunningham 1-(-5), Thompson 1-(-10). USM-Gore 20-83, Richard 12-34, Baker 1-(-5), Lange 7-(-61).

PASSING: Middle Tennessee-DiLiello 8-12-0-78, Cunningham 4-7-1-148, Vattiato 2-2-0-16. USM-Lange 16-34-2-166, Webb 2-6-1-18, Smithhart 0-1-0-0.

RECEIVING: Middle Tennessee-Pierce 3-75, Lane 3-15, Marshall 2-14, Ali 2-11, Tinsley 1-12, Chisolm 1-6, Pettaway 1-5, Thompson 1-4. USM-Brownlee 9-120, Gunter 3-34, Cavallo 3-6, Dennis 1-11, Richard 1-7, Jones 1-6.

INTERCEPTIONS: Middle Tennessee-Thomas 1-43, Riley 1-26, Cook 1-15. USM-Scott 1-0.

FUMBLES: Middle Tennessee-Mobley 1-1, DiLiello 2-1, Thompson 1-1. USM-Lange 2-2.



GM 9 • 11/6/21 • Houchens Stadium (15,022) • B. Green • 2:30 PM

	MIDDLE TENNESSEE	21
	WKU	48

BOWLING GREEN - Middle Tennessee took one on the teeth on the road in C-USA play, turning the ball over seven times in a 48-21 loss at Western Kentucky at Houchens Industries-L. T. Smith Stadium.

Nicholas Vattiatto threw for 205 yards and two touchdowns in his first career start at quarterback, while Frank Peasant led the Blue Raiders on the ground with 18 carries for 79 yards and a score.

Middle Tennessee started hot, getting two first downs on their opening drive before Vattiatto unleashed a 45-yard dart to DJ England-Chisolm for the Blue Raiders first score of the day. The sophomore wideout ran a perfect post to beat his man, and the protection gave Vattiatto enough time for him to complete his first career touchdown pass with some flair.

Three turnovers would spell doom for the rest of the first frame, as WKU scored three times to build up a 21-7 lead at the end of the first quarter.

After forcing the Hilltoppers off the field on downs early in the second quarter, Vattiatto found his rhythm after a spell from Mike DiLiello primarily running the ball. Vattiatto hit the streaking Yusuf Ali in stride in the endzone to get the Blue Raiders back on the scoreboard via a 36-yard touchdown pass, cutting the Hilltoppers' lead to 21-14.

The Hilltoppers would add 10 more points before the end of the half, seven off of Blue Raider turnovers, to take a 31-14 lead into the locker room at halftime.

After 17 unanswered Hilltopper points in the third quarter, Jaylin Lane returned a 37-yard punt 68 yards to give MT the ball inside the red zone on the WKU 16. Frank Peasant scampered into the endzone from five yards out to cut WKU's margin to 48-21 that would hold until the final whistle.

Score by Quarters	1	2	3	4	Score	
Middle Tennessee	7	7	0	7	-	21 Record: (4-5)
WKU	21	10	17	0	-	48 Record: (5-4)

Scoring Summary

Q	Time	Team	Scoring Play
1st	11:49	MT	Chisolm 45 pass from Vattiatto (Rankin PAT), 8-75, 3:11
1st	10:21	WKU	Davis 17 pass From Zappe (Narveson PAT), 7-68, 1:22
1st	6:09	WKU	Corley 5 pass from Zappe (Narveson PAT), 2-19, :36
1st	2:07	WKU	Bishop 38 Interception Return (Narveson PAT)
2nd	9:08	MT	Ali 36 pass from Vattiatto (Rankin PAT), 5-52, 1:38
2nd	5:24	WKU	Narveson 35 FG, 9-54, 3:38
2nd	3:35	WKU	Tinsley 10 pass from Zappe (Narveson PAT), 2-10, :09
3rd	11:21	WKU	Davis 28 pass from Zappe (Narveson PAT), 7-74, 3:39
3rd	9:18	WKU	Zappe 8 run (Narveson PAT), 4-33, 1:16
3rd	7:38	WKU	Narveson 43 FG, 4-4, :57
4th	13:35	MT	Peasant 5 run (Rankin PAT), 3-16, 1:04

	MT	WKU
FIRST DOWNS	19	19
RUSHES-YARDS (NET)	35-123	23-71
PASSING YARDS (NET)	226	281
Passes Comp-Att-Int	27-46-6	29-50-0
TOTAL OFFENSE PLAYS-YARDS	81-349	73-352
Fumble Returns-Yards	0-0	1-0
Punt Returns-Yards	3-75-0	2-4-0
Kickoff Returns-Yards	0-0-0	4-97-0
Interception Returns-Yards	0-0-0	6-85-1
Punts (Number-Avg)	4-43.3	5-43.8
Fumbles-Lost	2-1	1-0
Penalties-Yards	6-56	4-15
Possession Time	33:02	26:58
Third-Down Conversions	7-17	7-16
Fourth-Down Conversions	0-3	0-2
Red Zone Scores-Chances	1-2	5-5
Sacks By: Number-Yards	1-14	1-5

RUSHING: Middle Tennessee-Peasant 18-78, DiLiello 3-17, Lane 1-16, England-Chisolm 2-10, Pettaway 9-4, Vattiatto 2(-2). WKU-Whittington 17-67, Robichaux 2-6, Cofield 1-4, Moses 1-0, Zappe 2(-6).

PASSING: Middle Tennessee-Vattiatto 24-41-5-205, DiLiello 3-5-1-21. WKU-Zappe 29-50-0-281.

RECEIVING: Middle Tennessee-Ali 5-60, Windham 5-29, Marshall 5-22, Gathings 4-24, England-Chisolm 3-69, Lane 2-9, Pierce 2-2, Thompson 1-11. WKU-Sterns 11-110, Corley 6-36, Josh Sterns 4-15, Tinsley 3-53, Davis 2-45, Whittington 2-20, Smith 1-2.

INTERCEPTIONS: Middle Tennessee-None. WKU-Bishop 2-72, Hailassie 1-13, Williams 1-0, Hunter 1-0, Cain 1-0.

FUMBLES: Middle Tennessee-Pettaway 1-1, Lane 1-0. WKU-Whittington 1-0.

GM 10 • 11/13/21 • Floyd Stadium (10,606) • Murfreesboro • 2:30 PM

	FIU	10
	MIDDLE TENNESSEE	50

MURFREESBORO - Middle Tennessee football led from wire to wire, scoring on every single first half drive and turning over FIU four times, as the Blue Raiders won 50-3 in the C-USA contest at Floyd Stadium.

Freshman Nick Vattiatto shined in his second career start at quarterback, completing 20-of-24 passes for 147 yards and two touchdowns. Martell Pettaway led the Blue Raiders on the ground with 11 carries for 95 yards, including a 57-yard touchdown run in the third quarter. Jimmy Marshall led all MT receivers with four catches for 51 yards and a TD.

Quincy Riley scored on an interception return for a touchdown, six of eight points scored by the MT defense including a safety from Marley Cook.

Middle Tennessee struck first on their very first drive, converting a fourth and short in the middle of a 14-play, 75-yard drive that was capped off by a 12-yard Jimmy Marshall touchdown catch.

FIU hit a 53-yard field goal to cut the lead to 7-3.

Yusuf Ali kept the scoring going on MT's next drive with a one-yard catch to give MT a 14-3 lead.

After a three and out from FIU, Middle Tennessee converted their third straight drive into a touchdown when Frank Peasant punched the ball in from two yards out.

On the very next play from scrimmage, Quincy Riley jumped the route of Randall St. Felix, intercepting the pass from Max Bortenschlager and returning it 45-yards for a TD.

Rankin would hit a career-long 46-yard field goal with 1:26 left in the half following a Reed Blankenship interception to give MT a 34-3 lead at halftime.

Marley Cook got the Blue Raiders on the board first out of the locker room, sacking Bortenschlager in the endzone to earn a safety for MT, extending the score to 36-3. After the ensuing free kick gave Middle Tennessee the ball at their own 43, Pettaway unleashed a 57-yard touchdown run on the sweep to the right, sprinting untouched past the goalline to give MT a 43-3 lead.

Score by Quarters	1	2	3	4	Score	
FIU	3	0	0	7	-	10 Record: (1-9)
Middle Tennessee	7	27	9	7	-	50 Record: (5-5)

Scoring Summary

Q	Time	Team	Scoring Play
1st	9:00	MT	Marshall 12 pass from Vattiatto (Rankin PAT), 14-75, 6:00
1st	4:27	FIU	Gabriel 53 FG, 11-40, 4:33
2nd	13:30	MT	Ali 1 pass from Vattiatto (Rankin PAT), 15-75, 5:57
2nd	6:52	MT	Peasant 2 run (Rankin PAT), 12-58, 5:05
2nd	6:34	MT	Riley 45 Interception Return (Rankin PAT)
2nd	3:54	MT	Rankin 24 FG, 5-10, 2:27
2nd	1:26	MT	Rankin 46 FG, 5-16, 1:49
3rd	10:13	MT	Cook Safety
3rd	9:52	MT	Pettaway 57 run (Rankin PAT), 1-57, :13
4th	14:11	MT	Lane 29 pass from Vattiatto (Rankin PAT), 9-74, 3:56
4th	6:08	FIU	Williams 8 run (Gabriel PAT), 8-53, 4:18

	FIU	MT
FIRST DOWNS	11	23
RUSHES-YARDS (NET)	32-67	47-261
PASSING YARDS (NET)	88	153
Passes Comp-Att-Int	11-22-2	21-26-0
TOTAL OFFENSE PLAYS-YARDS	54-155	73-414
Fumble Returns-Yards	0-0-0	0-0-0
Punt Returns-Yards	0-0-0	2-15-0
Kickoff Returns-Yards	5-97-0	2-45-0
Interception Returns-Yards	0-0-0	2-45-1
Punts (Number-Avg)	3-44.7	3-43.7
Fumbles-Lost	2-2	2-0
Penalties-Yards	2-15	5-58
Possession Time	25:34	33:52
Third-Down Conversions	3-11	3-13
Fourth-Down Conversions	1-2	4-4
Red Zone Scores-Chances	1-2	4-4
Sacks By: Number-Yards	1-8	5-35

RUSHING: Middle Tennessee-Pettaway 11-95, Peasant 10-44, Lane 1-29, Vattiatto 9-25, DiLiello 3-23, England-Chisolm 1-16, Anderson 4-15, Ali 1-6, Montgomery 2-5, Wilkins 1-5, Frost 1-3, Bailey 1(-1). FIU-Wilson 10-42, Peterson 10-39, Joseph 5-11, Williams 2-10, Bortenschlager 5(-35).

PASSING: Middle Tennessee-Vattiatto 20-24-0-147, DiLiello 1-2-0-6. FIU-Bortenschlager 9-20-2-68, James 2-2-0-20.

RECEIVING: Middle Tennessee-Marshall 4-51, Ali 3-29, Pierce 3-17, Peasant 3-11, Pettaway 2-14, Gathings 2-12, Lane 3-11, Ferguson 1-6, England-Chisolm 1-2. FIU-Singleton 4-33, Joseph 2-17, Chambers 2-13, Wilson Jr. 2-8, Palmer 1-17.

INTERCEPTIONS: Middle Tennessee-Riley 1-45, Blankenship 1-0. FIU-None.

FUMBLES: Middle Tennessee-Peasant 1-0, Lane 1-0. FIU-Chambers 1-1, Peterson 1-1.

MIDDLE TENNESSEE FOOTBALL

GM 11 • 11/20/21 • Floyd Stadium (9,606) • Murfreesboro • 2:30 PM

	OLD DOMINION	24
	MIDDLE TENNESSEE	17

MURFREESBORO - Middle Tennessee made a late comeback attempt at Floyd Stadium, but fell just short, losing 24-17 against Old Dominion.

Middle Tennessee (5-6, 3-4 C-USA) earned 25 first downs compared to ODU's 11 but averaged just 4.9 yards a play compared to 6.9 yards per play for the Monarchs. Nicholas Vattiato completed 31-of-45 passes for 281 yards, with Jaylin Lane as his top target, who caught 10 passes for 107 yards and a touchdown.

After Old Dominion scored a touchdown on their opening drive, Middle Tennessee drove the ball 75 yards with 5:34 left in the first quarter, highlighted by a Jaylin Lane reception off the jet sweep as he cut back from the right sideline all the way to the left end zone pylon, stepping out just short after a 33-yard reception. Mike DiLiello took advantage, following in lead blocker Zaylin Wood in the new "Heavy D" package, sprinting in untouched from two yards out to help tie the game, 7-7, at the end of the first quarter.

Old Dominion and Middle Tennessee traded field goals after a pair of punts, making the game all square at 10-10 heading into halftime.

The score would remain tied all the way through the third quarter, but two ODU touchdowns in the first six minutes of the fourth quarter put MT behind the eight-ball, down 24-10 with 9:59 left in the quarter.

Middle Tennessee would find some life late, as Vattiato found Jaylin Lane on a fourth down go route in the right corner of the end zone for a 26-yard touchdown pass that cut the Monarchs' lead to 24-17. But a late fumble on the offense's final drive would end the Blue Raiders threat.

Score by Quarters	1	2	3	4	Score	
Old Dominion	7	3	0	14	-	24 Record: (5-6)
Middle Tennessee	7	3	0	7	-	17 Record: (5-6)

Scoring Summary

Q	Time	Team	Scoring Play
1st	5:34	ODU	Kuntz 11 pass from Wolff (Rice PAT), 10-80, 4:02
1st	:00	MT	DiLiello 2 run (Rankin PAT), 12-75, 5:34
2nd	6:26	ODU	Rice 35 FG, 8-62, 3:30
2nd	1:23	MT	Rankin 21 FG, 12-77, 4:58
4th	13:06	ODU	Davis 45 run (Rice PAT), 5-82, 1:49
4th	9:59	ODU	Watson 4 pass from Wolff (Rice PAT), 3-66, 1:25
4th	4:07	MT	Lane 26 pass from Vattiato (Rankin PAT), 11-87, 2:12

	ODU	MT
FIRST DOWNS	11	25
RUSHES-YARDS (NET)	28-104	33-101
PASSING YARDS (NET)	237	313
Passes Comp-Att-Int	14-23-0	36-51-1
TOTAL OFFENSE PLAYS-YARDS	51-341	84-414
Fumble Returns-Yards	0-0-0	0-0-0
Punt Returns-Yards	3-25-0	3-1-0
Kickoff Returns-Yards	3-50-0	2-30-0
Interception Returns-Yards	1-0-0	0-0-0
Punts (Number-Avg)	6-38.2	5-41.4
Fumbles-Lost	0-0	1-1
Penalties-Yards	6-46	7-45
Possession Time	24:55	35:05
Third-Down Conversions	3-12	8-17
Fourth-Down Conversions	0-1	0-1
Red Zone Scores-Chances	3-3	2-4
Sacks By: Number-Yards	1-6	1-7

RUSHING: Middle Tennessee-Pettaway 13-57, Peasant 10-29, DiLiello 5-19, Vattiato 3-6, Anderson 1-1. ODU-Watson 19-61, Davis 3-49, Geiger 3-6, Team 2-(-5), Wolff 1-(-7).

PASSING: Middle Tennessee-Vattiato 34-49-1-304, DiLiello 2-2-0-9. ODU-Wolff 14-23-0-237.

RECEIVING: Middle Tennessee-Lane 10-107, England-Chisolm 9-60, Ali 6-39, Gathings 4-42, Marshall 3-17, Windham 2-32, Peasant 2-16.

INTERCEPTIONS: Middle Tennessee-None. ODU-Headen 1-0.

FUMBLES: Middle Tennessee-Anderson 1-1. ODU-None.

GM 12 • 11/27/21 • FAU Stadium (15,127) • Boca Raton • 6 PM

	MIDDLE TENNESSEE	27
	FAU	17

BOCA RATON - Middle Tennessee football had a comeback for the ages, scoring 24 unanswered points after falling behind 17-3 to earn its sixth win of the season, 27-17 at Howard Schnellenberger Field at FAU Stadium.

With the victory, Middle Tennessee earned bowl eligibility for the first time since the 2018 season, where the Blue Raiders competed in the New Orleans Bowl. It was also Rick Stockstill's 100th victory as a head coach.

Mike DiLiello was effective in relief of Nicholas Vattiato, completing 11-of-18 passes for 127 yards and a touchdown, while also rushing for 43 yards and a touchdown. Three Blue Raiders finished with at least ten tackles, led by Quincy Riley's 13.

FAU held the advantage through the first 15 minutes after scoring a touchdown on the opening drive.

After another Owl touchdown, Zeke Rankin finally broke through the scoring drought for the Blue Raiders, booting a 24-yard field goal at the end of a 14-play, 62-yard drive to cut FAU's lead to 14-3 with 4:59 left in the first half, which would hold into halftime.

FAU would add another field goal on their first drive of the second half, but the Blue Raiders struck back with lightning quickness. Mike DiLiello scrambled for 11 yards to get inside the 10, where Chaton Mobley powered his way six yards to put MT on the one yard line, where DiLiello used the lead blocks from Zaylin Wood and Jordan Ferguson to jump into the endzone and cut the lead to 17-10.

Martell Pettaway set up a Blue Raider field goal with a monstrous run to end the third quarter, rolling over an Owl tackle to stay on his feet and sprint 65 yards to the FAU 9. Rankin added his second field goal of the evening.

Jaylin Lane would return a punt off the bounce 28 yards into FAU territory, MT drove the ball inside the ten once again, where Mike DiLiello concentrated while getting drilled in the legs, floating a six-yard pass into the endzone and into the hands of Zaylin Wood, who hauled the pass in through pass interference to give MT its first lead, 20-17.

The Owls started to regain momentum with their next drive, getting as close as the MT 22. But DQ Thomas came clear on a blitz, hitting N'Kosi Perry in the arm, jarring the ball loose for Jordan Ferguson to scoop the ball up and return it 71 yards for a touchdown.

Score by Quarters	1	2	3	4	Score	
Middle Tennessee	0	3	7	17	-	27 Record: (6-6)
FAU	7	7	3	0	-	17 Record: (5-7)

Scoring Summary

Q	Time	Team	Scoring Play
1st	11:50	FAU	Burton 48 pass from Perry (Suarez PAT), 8-75, 3:10
2nd	9:57	FAU	Mitchell 32 pass from Perry (Suarez PAT), 1-32, :08
2nd	4:59	MT	Rankin 23 FG, 14-62, 4:50
3rd	9:19	FAU	Suarez 23 FG, 9-72, 4:17
3rd	7:04	MT	DiLiello 1 run (Rankin PAT), 5-75, 2:15
4th	13:38	MT	Rankin 26 FG, 6-74, 1:45
4th	4:21	MT	Wood 6 pass from DiLiello (Rankin PAT), 5-40, 2:35
4th	1:39	MT	Ferguson 71 fumble return (Rankin PAT)

	MT	FAU
FIRST DOWNS	15	20
RUSHES-YARDS (NET)	31-127	29-85
PASSING YARDS (NET)	236	328
Passes Comp-Att-Int	24-39-0	32-50-1
TOTAL OFFENSE PLAYS-YARDS	70-363	79-413
Fumble Returns-Yards	1-71-1	0-0-0
Punt Returns-Yards	2-35-0	2-45-0
Kickoff Returns-Yards	1-25-0	4-74-0
Interception Returns-Yards	1-0-0	0-0-0
Punts (Number-Avg)	8-46.8	8-46.8
Fumbles-Lost	2-0	1-1
Penalties-Yards	6-50	3-19
Possession Time	28:13	31:47
Third-Down Conversions	4-16	6-19
Fourth-Down Conversions	1-2	2-3
Red Zone Scores-Chances	4-4	1-1
Sacks By: Number-Yards	3-33	3-24

RUSHING: Middle Tennessee-Pettaway 5-75, DiLiello 12-43, Mobley 3-10, Ali 1-8, England-Chisolm 1-8, Lane 2-4, Rasul 1-1, Peasant 1-(-1), Vattiato 4-(-16). FAU-Ford 9-53, Mobley 6-23, Perry 9-16, Charles 4-7, Burton 1-(-14).

PASSING: Middle Tennessee-Vattiato 12-20-0-105, DiLiello 12-19-0-131. FAU-Perry 32-49-1-328, Burton 0-1-0-0.

RECEIVING: Middle Tennessee-Ali 5-95, Lane 4-20, Gathings 3-49, Pierce 3-23, Marshall 2-16, England-Chisolm 2-5, Windham 1-13, Anderson 1-6, Pettaway 1-6, Wood 1-6, Rasul 1-1. FAU-Wester 14-95, Ford 5-47, Robinson 4-31, Chase 3-52, Mitchell 2-38, Burton 1-48, Mobley 1-8, Wright 1-6, Charles 1-3.

INTERCEPTIONS: Middle Tennessee-Grate 1-0. FAU-None.

FUMBLES: Middle Tennessee-DiLiello 1-0, Anderson 1-0. FAU-Perry 1-1.



2021-22 Middle Tenn. Football
Game Results
All games

Team Results

	Date	Opponent		Score	Overall	Conf	Time	Attend
	09/04/2021	Monmouth	W	50-15	1-0	0-0	4:02	15017
	09/11/2021	at Virginia Tech	L	14-35	1-1	0-0	3:10	53680
*	09/18/2021	at UTSA	L	13-27	1-2	0-1	3:22	16202
*	09/24/2021	at Charlotte	L	39-42	1-3	0-2	3:45	11076
*	10/02/2021	Marshall	W	34-28	2-3	1-2	4:33	15805
	10/09/2021	at Liberty	L	13-41	2-4	1-2	3:15	19935
	10/22/2021	at UConn	W	44-13	3-4	1-2	3:27	10698
*	10/30/2021	Southern Miss.	W	35-10	4-4	2-2	3:22	10721
*	11/06/2021	at Western Ky.	L	21-48	4-5	2-3	3:21	15022
*	11/13/2021	FIU	W	50-10	5-5	3-3	3:09	10606
*	11/20/2021	Old Dominion	L	17-24	5-6	3-4	3:13	9606
*	11/27/2021	at Fla. Atlantic	W	27-17	6-6	4-4	3:15	15127



2021-22 Middle Tenn. Football
Overall Team Statistics
All games

Team Statistics

	MTSU	OPP
Scoring	357	310
Points per game	29.8	25.8
Points Off Turnovers	102	55
First Downs	232	241
Rushing	91	97
Passing	123	127
Penalty	18	17
Rushing Yardage	1450	1538
Yards gained rushing	1821	1894
Yards lost rushing	371	356
Rushing attempts	412	417
Average per rush	3.5	3.7
Average per game	120.8	128.2
TDs Rushing	13	16
Passing Yardage	2824	2863
Comp-Att-Int	272-422-12	269-452-16
Average per pass	6.7	6.3
Average per catch	10.4	10.6
Average per game	235.3	238.6
TDs Passing	26	21
Total offense	4274	4401
Total plays	834	869
Average per play	5.1	5.1
Average per game	356.2	366.8
Kick returns: #-Yards	15-311	45-838
Punt returns: #-Yards	17-293	21-226
Int returns: #-Yards	16-314	12-115
Kick return average	20.7	18.6
Punt return average	17.2	10.8
Int return average	19.6	9.6
Fumbles-Lost	19-8	20-15
Penalties-Yards	79-700	70-564
Average per game	58.3	47.0
Punts-Yards	63-2801	58-2441
Average per punt	44.5	42.1
Net punt average	39.6	36.6
Kickoffs-Yards	69-3884	64-3842
Average per kick	56.3	60.0
Net kick average	37.5	38.2
Time of possession / game	29:56	30:04
3rd-down conversion	51/168	65/174
3rd-down pct	30%	37%
4rd-down conversion	14/31	13/26



2021-22 Middle Tenn. Football
Overall Team Statistics
All games

	MTSU	OPP
4rd-down pct	45%	50%
Sacks by-Yards	31-233	25-187
Misc Yards	0	0
Touchdowns scored	47	39
Field goals - attempts	9-12	11-14
On-Side kicks	0-0	1-1
Red-zone scores	(33-40) 83%	(34-39) 87%
Red-zone touchdowns	(25-40) 63%	(28-39) 72%
PAT-attempts	(44-47) 94%	(39-39) 100%
Attendance	61755	141740
Games / Avg per game	5/12351	7/20249
Neutral site games	-	0/0

Score by Periods

Team	1st	2nd	3rd	4th	OT	TOT
Middle Tenn.	52	134	66	105	0	357
Opponents	87	74	76	73	0	310



2021-22 Middle Tenn. Football
Individual Statistics
All games

Rushing

Player	gp	att	gain	loss	net	avg	td	lg	avg/g
Martell Pettaway	10	74	384	25	359	4.9	3	65	35.9
Frank Peasant	11	64	251	11	240	3.8	2	22	21.8
Chaton Mobley	8	52	252	11	241	4.6	2	41	30.1
Mike DiLiello	11	45	252	32	220	4.9	5	43	20.0
Chase Cunningham	8	44	219	101	118	2.7	0	27	14.8
Amir Rasul	8	43	120	11	109	2.5	0	12	13.6
Brad Anderson	9	22	99	4	95	4.3	0	22	10.6
Nicholas Vattiato	5	19	61	43	18	0.9	0	10	3.6
Bailey Hockman	4	9	5	67	-62	-6.9	0	5	-15.5
DJ England-Chisolm	12	8	66	0	66	8.3	0	17	5.5
Jalen Montgomery	2	7	19	0	19	2.7	0	7	9.5
Jaylin Lane	11	6	70	3	67	11.2	1	29	6.1
Yusuf Ali	10	3	15	0	15	5.0	0	8	1.5
Micaleus Elder	4	3	0	12	-12	-4.0	0	0	-3.0
JaMichael Thompson	10	2	0	12	-12	-6.0	0	0	-1.2
Terry Wilkins	1	1	5	0	5	5.0	0	5	5.0
Bryce Bailey	3	1	0	1	-1	-1.0	0	0	-0.3
Stone Frost	1	1	3	0	3	3.0	0	3	3.0
Team	12	8	0	38	-38	-4.8	0	0	-3.2
Total	12	412	1821	371	1450	3.5	13	65	120.8
Opponents	12	417	1894	356	1538	3.7	16	45	128.2

Passing

Player	gp	effic	comp-att-int	pct	yds	td	lg	avg/g
Chase Cunningham	8	152.0	110-176-3	62.5	1318	16	51	164.8
Nicholas Vattiato	5	118.9	92-136-6	67.6	777	5	45	155.4
Bailey Hockman	4	135.0	41-66-2	62.1	463	4	35	115.8
Mike DiLiello	11	119.1	28-43-1	65.1	261	1	55	23.7
JaMichael Thompson	10	142.0	1-1-0	100.0	5	0	5	0.5
Total	12	135.3	272-422-12	64.5	2824	26	55	235.3
Opponents	12	121.0	269-452-16	59.5	2863	21	60	238.6

Receiving

Player	gp	no.	yds	avg	td	lg	avg/g
Jimmy Marshall	12	45	510	11.3	6	37	42.5
Jarrin Pierce	12	39	409	10.5	5	40	34.1
Jaylin Lane	11	37	402	10.9	4	35	36.5
Yusuf Ali	10	36	433	12.0	3	61	43.3
DJ England-Chisolm	12	28	295	10.5	3	51	24.6
CJ Windham	11	24	221	9.2	2	27	20.1
Izaiah Gathings	11	23	285	12.4	1	46	25.9
JaMichael Thompson	10	8	54	6.8	0	13	5.4
Frank Peasant	11	6	26	4.3	0	13	2.4
Martell Pettaway	10	5	30	6.0	0	10	3.0
Brad Anderson	9	4	38	9.5	0	18	4.2
Chaton Mobley	8	4	16	4.0	0	11	2.0
Elijah Metcalf	4	4	52	13.0	0	26	13.0
Amir Rasul	8	3	17	5.7	0	9	2.1
Marquel Tinsley	7	2	18	9.0	1	12	2.6
Chase Cunningham	8	1	5	5.0	0	5	0.6
Jordan Ferguson	12	1	6	6.0	0	6	0.5
Zaylin Wood	12	1	6	6.0	1	6	0.5
Tyler Sweet	2	1	5	5.0	0	5	2.5
Total	12	272	2824	10.4	26	61	235.3
Opponents	12	269	2863	10.6	21	60	238.6

Punt Returns

Player	no.	yds	avg	td	lg
Jaylin Lane	16	270	16.9	1	70
Gregory Grate	1	5	5.0	0	5
Total	17	293	17.2	2	70
Opponents	21	226	10.8	0	59

Interceptions

Player	no.	yds	avg	td	lg
Quincy Riley	5	153	30.6	1	56
Gregory Grate	3	3	1.0	0	3
DQ Thomas	2	43	21.5	1	43
Reed Blankenship	1	0	0.0	0	0
Teldrick Ross	1	44	44.0	1	44
Decorian Patterson	1	33	33.0	0	33
Jalen Jackson	1	0	0.0	0	0
Marley Cook	1	15	15.0	0	15
Deidrick Stanley	1	23	23.0	0	23
Total	16	314	19.6	3	56
Opponents	12	115	9.6	1	43

Kick Returns

Player	no.	yds	avg	td	lg
Jaylin Lane	12	263	21.9	0	43
Yusuf Ali	1	26	26.0	0	26
Frank Peasant	1	7	7.0	0	7
Amir Rasul	1	15	15.0	0	15
Total	15	311	20.7	0	43
Opponents	45	838	18.6	0	56

Fumble Returns

Player	no.	yds	avg	td	lg
Total	0	90	0.0	3	90
Opponents	0	0	0.0	1	0



**2021-22 Middle Tenn. Football
Individual Statistics
All games**

Scoring

Player	td	fg	PAT					dxp	saf	pts
			kick	rush	rcv	pass				
Zeke Rankin	-	9-12	40-41	-	-	-	-	-	67	
Jaylin Lane	6	-	-	-	1	-	-	-	38	
Jimmy Marshall	6	-	-	-	-	1	-	-	36	
Mike DiLiello	5	-	-	-	-	-	-	-	30	
Jarrin Pierce	5	-	-	-	-	-	-	-	30	
Martell Pettaway	3	-	-	-	-	-	-	-	18	
DJ England-Chisolm	3	-	-	-	-	-	-	-	18	
Yusuf Ali	3	-	-	-	-	-	-	-	18	
Frank Peasant	2	-	-	-	-	-	-	-	12	
CJ Windham	2	-	-	-	-	-	-	-	12	
Chaton Mobley	2	-	-	-	-	-	-	-	12	
Quincy Riley	1	-	-	-	-	-	-	-	6	
Zaylin Wood	1	-	-	-	-	-	-	-	6	
Teldrick Ross	1	-	-	-	-	-	-	-	6	
Tra Fluellen	1	-	-	-	-	-	-	-	6	
Jordan Branch	1	-	-	-	-	-	-	-	6	
Jordan Ferguson	1	-	-	-	-	-	-	-	6	
DQ Thomas	1	-	-	-	-	-	-	-	6	
Reed Blankenship	1	-	-	-	-	-	-	-	6	
Marquel Tinsley	1	-	-	-	-	-	-	-	6	
Izaiah Gathings	1	-	-	-	-	-	-	-	6	
Bailey Hockman	-	-	-	-	1	-	-	-	2	
Alex Usry	-	-	2-2	-	-	-	-	-	2	
Total	47	9-12	42-43	0	2	2	0	1	357	
Opponents	39	11-14	37-37	0	2	2	0	1	310	

Field Goals

Player	fg	pct.	01-19	20-29	30-39	40-49	50-99	lg	blk
Zeke Rankin	9-12	75.0	0-0	7-7	1-2	1-3	0-0	46	0
Opponents	11-14	78.6	0-0	2-2	6-8	2-2	1-2	53	2

FG Sequence

Team Name	Middle Tenn.	Opponents
Charlotte	(26)	35
Old Dominion	32	
UConn	42,(20),(32),(22)	(47),(21)
UTSA		52,(30),31,(38)
Liberty		(37)
FIU		(53)
Western Ky.		(35),(43)

Numbers in (parentheses) indicate field goal was made

Total Offense

Player	g	plays	rush	pass	total	avg/g
Chase Cunningham	8	220	118	1318	1436	179.5
Nicholas Vattiato	5	155	18	777	795	159.0
Mike DiLiello	11	88	220	261	481	43.7
Bailey Hockman	4	75	-62	463	401	100.3
Martell Pettaway	10	74	359	0	359	35.9
Chaton Mobley	8	52	241	0	241	30.1
Frank Peasant	11	64	240	0	240	21.8
Amir Rasul	8	43	109	0	109	13.6
Brad Anderson	9	22	95	0	95	10.6
Jaylin Lane	11	6	67	0	67	6.1
DJ England-Chisolm	12	8	66	0	66	5.5
Jalen Montgomery	2	7	19	0	19	9.5
Yusuf Ali	10	3	15	0	15	1.5
Terry Wilkins	1	1	5	0	5	5.0
Stone Frost	1	1	3	0	3	3.0
Bryce Bailey	3	1	-1	0	-1	-0.3
JaMichael Thompson	10	3	-12	5	-7	-0.7
Micaleus Elder	4	3	-12	0	-12	-3.0
Team	12	0	-38	0	-38	-3.2
Total	12	834	1450	2824	4274	356.2
Opponents	12	869	1538	2863	4401	366.8

Punting

Player	no.	yds	avg	lg	tb	fc	i20	50+	blk
Kyle Ulbrich	62	2758	44.5	74	5	19	22	16	0
Miles Tillman	1	43	43.0	43	0	1	0	0	0
Total	63	2801	44.5	74	5	20	22	16	0
Opponents	58	2441	42.1	62	1	23	15	11	2

Kickoffs

Player	no.	yds	avg	tb	ob	retn	net	ydl
Scott Payne	67	3806	56.8	8	3			
Alex Usry	1	48	48.0	0	0			
Kyle Ulbrich	1	30	30.0	0	1			
Total	69	3884	56.3	8	4	40	37.5	27
Opponents	64	3842	60.0	38	1	15	38.2	26



2021-22 Middle Tenn. Football
Individual Statistics
All games

All Purpose

Player	g	rush	rcv	pr	kr	ir	total	avg/g
Jaylin Lane	11	67	402	270	263	0	1002	91.1
Jimmy Marshall	12	0	510	0	0	0	510	42.5
Yusuf Ali	10	15	433	0	26	0	474	47.4
Jarrin Pierce	12	0	409	0	0	0	409	34.1
Martell Pettaway	10	359	30	0	0	0	389	38.9
DJ England-Chisolm	12	66	295	0	0	0	361	30.1
Izaiah Gathings	11	0	285	0	0	0	285	25.9
Frank Peasant	11	240	26	0	7	0	273	24.8
Chaton Mobley	8	241	16	0	0	0	257	32.1
CJ Windham	11	0	221	0	0	0	221	20.1
Mike DiLiello	11	220	0	0	0	0	220	20.0
Quincy Riley	8	0	0	0	0	153	153	19.1
Amir Rasul	8	109	17	0	15	0	141	17.6
Brad Anderson	9	95	38	0	0	0	133	14.8
Chase Cunningham	8	118	5	0	0	0	123	15.4
Elijah Metcalf	4	0	52	0	0	0	52	13.0
Teldrick Ross	11	0	0	0	0	44	44	4.0
DQ Thomas	11	0	0	0	0	43	43	3.9
JaMichael Thompson	10	-12	54	0	0	0	42	4.2
Decorian Patterson	12	0	0	0	0	33	33	2.8
Deidrick Stanley	9	0	0	0	0	23	23	2.6
Jalen Montgomery	2	19	0	0	0	0	19	9.5
Nicholas Vattiato	5	18	0	0	0	0	18	3.6
Tra Fluellen	12	0	0	18	0	0	18	1.5
Marquel Tinsley	7	0	18	0	0	0	18	2.6
Marley Cook	10	0	0	0	0	15	15	1.5
Gregory Grate	12	0	0	5	0	3	8	0.7
Zaylin Wood	12	0	6	0	0	0	6	0.5
Jordan Ferguson	12	0	6	0	0	0	6	0.5
Terry Wilkins	1	5	0	0	0	0	5	5.0
Tyler Sweet	2	0	5	0	0	0	5	2.5
Stone Frost	1	3	0	0	0	0	3	3.0
Bryce Bailey	3	-1	0	0	0	0	-1	-0.3
Eric Magwood	7	0	-4	0	0	0	-4	-0.6
Micaleus Elder	4	-12	0	0	0	0	-12	-3.0
Bailey Hockman	4	-62	0	0	0	0	-62	-15.5
Team	12	-38	0	0	0	0	-38	-3.2
Total	12	1450	2824	293	311	314	5192	432.7
Opponents	12	1538	2863	226	838	115	5580	465.0



2021-22 Middle Tenn. Football
Overall Defense Statistics
All games

Team Defense

##	Player	gp	Tackles				tfl/yds	Sacks	Pass defense			Fumbles		blkd	
			ua	a	tot	no-yds		int-yds	brup	qbh	fr-yds	ff	kick	saf	
12	Reed Blankenship	12	71	35	106	10-31	1-12	1-0	9	.	3-90	2	.	.	
1	Gregory Grate	12	55	29	84	1-3	.	3-3	4	.	.	3	.	.	
20	DQ Thomas	11	51	30	81	15.5-69	5-48	2-43	2	6	1-0	1	.	.	
10	Jurriente Davis	12	32	36	68	5.5-23	3-19	.	2	5	2-0	.	.	.	
91	Jordan Ferguson	12	28	27	55	15.5-69	8-55	.	1	14	2-0	3	.	.	
19	Teldrick Ross	11	37	8	45	2-2	.	1-44	9	1	1-0	.	.	.	
4	Johnathan Butler	9	17	22	39	1.5-4	.	.	.	2	.	1	.	.	
3	Quincy Riley	8	21	9	30	4.5-15	1.5-10	5-153	6	
0	Richard Kinley	12	13	17	30	3.5-6	1.5-5	.	2	11	1-0	.	.	.	
41	Raquon Hartley	12	18	9	27	2.5-16	1-14	.	.	1	.	1	.	.	
96	Zaylin Wood	12	12	14	26	4-12	0.5-7	.	.	2	1-0	.	1	.	
42	Cody Smith	12	13	13	26	1.5-3	1-3	.	2	3	.	2	.	.	
17	Tra Fluellen	12	13	11	24	1-18	1-18	
33	Decorian Patterson	12	15	7	22	.	.	1-33	6	.	1-0	.	.	.	
49	Jorden Starling	12	9	10	19	2-16	1-1	.	.	6	.	1	1	.	
88	Ja'Kerrius Wyatt	12	9	10	19	1.5-2	1.5-2	.	.	1	1-0	.	.	.	
23	Jalen Jackson	10	10	5	15	1-1	1-1	1-0	2	.	.	1	.	.	
99	Jordan Branch	9	5	10	15	3.5-8	.	.	1	4	1-0	.	.	.	
57	Marley Cook	10	6	8	14	3.5-19	3-18	1-15	.	5	.	1	.	.	
28	Deidrick Stanley	9	9	2	11	1-20	1-20	1-23	2	.	.	2	.	.	
8	Devyn Curtis	4	3	7	10	1-4	
94	Ralph Mency	12	4	4	8	1-0	.	1	.	
35	Jalen Davis	12	3	4	7	1	
37	James Shellman	10	4	2	6	
89	Yusuf Ali	10	5	1	6	
5	Deonte Stanley	11	3	2	5	
26	Wayne Parks	9	4	1	5	
36	Frank Peasant	11	3	2	5	
98	JR Bivens	4	3	1	4	
29	Marcus LaFrance	4	4	.	4	
44	Chaton Mobley	8	.	3	3	1	.	
46	Andrew Leak	12	1	2	3	
83	Jaylin Lane	11	3	.	3	
15	Raheme Fuller	12	1	2	3	
93	Vincent Dinkins	9	1	2	3	0.5-3	
7	DJ England-Chisolm	12	2	.	2	
40	Drew Francis	11	.	2	2	
10	Bailey Hockman	4	1	.	1	
69	Brody Butler	12	1	.	1	
34	Amir Rasul	8	1	.	1	
25	Jashawn Sheffield	6	.	1	1	



2021-22 Middle Tenn. Football
Overall Defense Statistics
All games

Page 2/2
as of Dec 07, 2021

##	Player	gp	Tackles				Sacks	Pass defense			Fumbles		blkd	
			ua	a	tot	tfl/yds		no-yds	int-yds	brup	qbh	fr-yds	ff	kick
84	Elijah Metcalf	4	1	.	1
24	Scott Payne	12	1	.	1
52	Juju Williams	6	1	.	1	.	.	.	1
	Totals	12	494	348	842	82-344	31-233	16-314	49	62	15-90	18	4	1
	Opponents	12	437	362	799	69-279	25-187	12-115	37	53	8-0	12	1	1



**2021-22 Middle Tenn. Football
Team Game-by-Game
All games**

Date	Opponent	Rushing				Receiving				Passing				Kick Returns				Punt Returns				tot off
		no.	yds	td	lg	no.	yds	td	lg	cmp-att-int	yds	td	lg	no.	yds	td	lg	no.	yds	td	lg	
09/04/2021	Monmouth	34	96	2	22	20	248	3	35	20-26-0	248	3	35	1	15	0	15	2	70	1	70	344
09/11/2021	at Virginia Tech	35	67	0	17	26	283	2	27	26-40-1	283	2	27	1	18	0	18	0	0	0	0	350
09/18/2021	at UTSA	25	8	0	12	14	191	2	46	14-30-1	191	2	46	0	0	0	0	1	5	0	5	199
09/24/2021	at Charlotte	23	123	0	27	28	379	5	51	28-40-0	379	5	51	0	0	0	0	0	0	0	0	502
10/02/2021	Marshall	49	209	2	41	12	105	2	34	12-21-1	105	2	34	2	62	0	43	1	4	0	4	314
10/09/2021	at Liberty	21	35	0	12	22	230	2	37	22-42-1	230	2	37	3	59	0	28	1	1	0	1	265
10/22/2021	at UConn	44	155	1	16	28	318	4	25	28-40-0	318	4	25	1	24	0	24	0	0	0	0	473
10/30/2021	Southern Miss.	35	145	2	43	14	142	0	40	14-21-1	142	0	40	2	33	0	18	2	87	1	63	287
11/06/2021	at Western Ky.	35	123	1	16	27	226	2	45	27-46-6	226	2	45	0	0	0	0	3	75	0	68	349
11/13/2021	FIU	47	261	3	57	21	153	2	23	21-26-0	153	2	23	2	45	0	26	2	15	0	9	414
11/20/2021	Old Dominion	33	101	1	11	36	313	1	34	36-51-1	313	1	34	2	30	0	18	3	1	0	2	414
11/27/2021	at Fla. Atlantic	31	127	1	65	24	236	1	61	24-39-0	236	1	55	1	25	0	25	2	35	0	28	363
Middle Tenn.		412	1450	13	65	272	2824	26	61	272-422-12	2824	26	55	15	311	0	43	17	293	2	70	4274
Opponents		417	1538	16	45	269	2863	21	60	269-452-16	2863	21	60	45	838	0	56	21	226	0	59	4401

Middle Tenn. Averages

Games	Avg/ rush	Avg/ catch	Pass effic	KR avg	PR avg	All purpose avg/game	Total offense avg/game
12	3.5	10.4	135.3	20.7	17.2	432.7	356.2

Date	Opponent	Tackles			Sacks	Fumble		Pass Defense			blkd kick	PAT attempts			off			
		ua	a	total		tfl-yds	no-yds	ff	fr-yds	int-yds		qbh	brup	kick	kick	rush	rcv	saf
09/04/2021	Monmouth	47	36	83	9.0-49	3-26	3	3-0	1-44	5	1	0	6-6	0	1	0	29	50
09/11/2021	at Virginia Tech	44	18	62	5.0-17	1-13	0	0-0	0-0	6	1	0	2-2	0	0	0	0	14
09/18/2021	at UTSA	45	50	95	6.0-20	2-5	1	1-0	2-56	10	3	1	1-1	0	0	0	0	13
09/24/2021	at Charlotte	32	46	78	3.0-6	0-0	2	1-0	0-0	8	5	1	4-4	0	1	0	0	39
10/02/2021	Marshall	51	24	75	3.0-20	3-20	4	4-90	2-23	4	2	1	4-5	0	0	0	13	34
10/09/2021	at Liberty	45	22	67	6.0-22	3-16	0	0-0	3-33	1	2	0	1-1	0	0	0	6	13
10/22/2021	at UConn	39	22	61	11.0-19	2-3	2	1-0	2-29	6	9	0	5-5	0	0	0	13	44
10/30/2021	Southern Miss.	45	26	71	14.0-76	7-61	2	2-0	3-84	10	6	1	5-5	0	0	0	21	35
11/06/2021	at Western Ky.	46	14	60	6.0-21	1-14	1	0-0	0-0	3	9	0	3-3	0	0	0	0	21
11/13/2021	FIU	33	26	59	9.0-42	5-35	2	2-0	2-45	5	2	0	6-6	0	0	1	13	50
11/20/2021	Old Dominion	29	26	55	2.0-8	1-7	0	0-0	0-0	3	3	0	2-2	0	0	0	0	17
11/27/2021	at Fla. Atlantic	38	38	76	8.0-44	3-33	1	1-0	1-0	1	6	0	3-3	0	0	0	7	27
Middle Tenn.		494	348	842	82.0-344	31-233	18	15-90	16-314	62	49	4	42-43	0	2	1	102	357
Opponents		437	362	799	69.0-279	25-187	12	8-0	12-115	53	37	1	37-37	0	2	1	55	310

Date	Opponent	Punting										Field Goals			Kickoffs			
		no.	yds	avg	long	blkd	tb	fc	50+	i20	md-att	long	blkd	no.	yds	avg	tb	ob
09/04/2021	Monmouth	5	225	45.0	47	0	1	3	0	1	0-0	0	0	8	493	61.6	1	0
09/11/2021	at Virginia Tech	6	275	45.8	56	0	0	2	3	3	0-0	0	0	3	178	59.3	0	0
09/18/2021	at UTSA	10	441	44.1	64	0	0	2	4	5	0-0	0	0	3	146	48.7	1	0
09/24/2021	at Charlotte	5	212	42.4	51	0	0	3	1	2	1-1	26	0	7	357	51.0	1	0
10/02/2021	Marshall	7	301	43.0	74	0	1	1	2	4	0-0	0	0	6	301	50.2	1	0
10/09/2021	at Liberty	5	214	42.8	50	0	1	0	1	2	0-0	0	0	4	209	52.3	0	1
10/22/2021	at UConn	2	99	49.5	55	0	0	1	1	0	3-4	32	0	9	525	58.3	0	2
10/30/2021	Southern Miss.	3	149	49.7	57	0	1	0	2	1	0-1	0	0	6	356	59.3	0	1
11/06/2021	at Western Ky.	4	173	43.3	49	0	0	2	0	1	0-0	0	0	4	240	60.0	0	0
11/13/2021	FIU	3	131	43.7	47	0	0	2	0	1	2-2	46	0	9	554	61.6	4	0
11/20/2021	Old Dominion	5	207	41.4	53	0	1	0	1	0	1-2	21	0	4	182	45.5	0	0
11/27/2021	at Fla. Atlantic	8	374	46.8	56	0	0	4	1	2	2-2	26	0	6	343	57.2	0	0
Middle Tenn.		63	2801	44.5	74	0	5	20	16	22	9-12	46	0	69	3884	56.3	8	4



**2021-22 Middle Tenn. Football
Opponents Game-by-Game
All games**

Date	Opponent	Rushing				Receiving				Passing				Kick Returns				Punt Returns				tot off
		no.	yds	td	lg	no.	yds	td	lg	cmp-att-int	yds	td	lg	no.	yds	td	lg	no.	yds	td	lg	
09/04/2021	Monmouth	38	88	1	27	27	186	1	26	27-42-1	186	1	26	2	34	0	18	1	4	0	4	274
09/11/2021	at Virginia Tech	38	216	4	33	17	159	1	47	17-28-0	159	1	47	3	108	0	56	2	60	0	59	375
09/18/2021	at UTSA	44	175	0	23	26	277	2	33	26-45-2	277	2	33	1	24	0	24	5	68	0	33	452
09/24/2021	at Charlotte	40	220	2	44	25	339	4	28	25-36-0	339	4	28	4	72	0	24	2	5	0	5	559
10/02/2021	Marshall	35	172	3	23	31	321	1	47	31-47-2	321	1	47	5	53	0	21	2	7	0	9	493
10/09/2021	at Liberty	42	227	3	26	17	222	2	49	17-30-3	222	2	49	3	58	0	24	2	8	0	8	449
10/22/2021	at UConn	28	67	0	21	21	237	1	57	21-37-2	237	1	57	7	103	0	22	0	0	0	0	304
10/30/2021	Southern Miss.	41	50	0	17	18	184	1	34	18-41-3	184	1	34	4	68	0	24	0	0	0	0	234
11/06/2021	at Western Ky.	23	71	1	12	29	281	4	28	29-50-0	281	4	28	4	97	0	30	2	4	0	4	352
11/13/2021	FIU	32	67	1	21	11	88	0	17	11-22-2	88	0	17	5	97	0	35	0	0	0	0	155
11/20/2021	Old Dominion	27	100	1	45	15	241	2	60	15-24-0	241	2	60	3	50	0	20	3	25	0	15	341
11/27/2021	at Fla. Atlantic	29	85	0	16	32	328	2	48	32-50-1	328	2	48	4	74	0	24	2	45	0	48	413
Opponents		417	1538	16	45	269	2863	21	60	269-452-16	2863	21	60	45	838	0	56	21	226	0	59	4401
Middle Tenn.		412	1450	13	65	272	2824	26	61	272-422-12	2824	26	55	15	311	0	43	17	293	2	70	4274

Opponents Averages

Games	Avg/ rush	Avg/ catch	Pass effic	KR avg	PR avg	All purpose avg/game	Total offense avg/game
12	3.7	10.6	121.0	18.6	10.8	465.0	366.8

Date	Opponent	Tackles			Sacks no-yds	Fumble ff fr-yds	Pass Defense			blkd kick	PAT attempts			off				
		ua	a total	tfl-yds			int-yds	qbh	brup		kick	kick	rush	rcv	saf	t/o	pts	
09/04/2021	Monmouth	37	22	59	11.0-44	2-23	1	0-0	0-0	1	3	0	1-1	0	1	0	0	15
09/11/2021	at Virginia Tech	37	34	71	9.0-33	3-20	1	0-0	1-30	4	5	0	5-5	0	0	0	7	35
09/18/2021	at UTSA	26	24	50	9.0-56	5-49	1	1-0	1-0	10	1	0	3-3	0	0	0	10	27
09/24/2021	at Charlotte	23	32	55	2.0-2	1-1	0	0-0	0-0	8	2	0	6-6	0	0	0	0	42
10/02/2021	Marshall	40	30	70	2.0-14	2-14	1	1-0	1-0	3	3	1	4-4	0	0	0	0	28
10/09/2021	at Liberty	31	22	53	6.0-25	3-19	2	1-0	1-0	4	3	0	4-4	0	1	1	0	41
10/22/2021	at UConn	35	52	87	6.0-22	1-10	0	0-0	0-0	7	3	0	1-1	0	0	0	0	13
10/30/2021	Southern Miss.	31	34	65	6.0-13	2-9	2	3-0	1-0	3	2	0	1-1	0	0	0	7	10
11/06/2021	at Western Ky.	37	40	77	4.0-10	1-4	1	1-0	6-85	3	5	0	6-6	0	0	0	31	48
11/13/2021	FIU	47	20	67	5.0-13	1-8	1	0-0	0-0	0	3	0	1-1	0	0	0	0	10
11/20/2021	Old Dominion	57	22	79	3.0-18	1-6	1	1-0	1-0	4	4	0	3-3	0	0	0	0	24
11/27/2021	at Fla. Atlantic	36	30	66	6.0-29	3-24	1	0-0	0-0	6	3	0	2-2	0	0	0	0	17
Opponents		437	362	799	69.0-279	25-187	12	8-0	12-115	53	37	1	37-37	0	2	1	55	310
Middle Tenn.		494	348	842	82.0-344	31-233	18	15-90	16-314	62	49	4	42-43	0	2	1	102	357

Date	Opponent	Punting										Field Goals			Kickoffs			
		no.	yds	avg	long	blkd	tb	fc	50+	i20	md-att	long	blkd	no.	yds	avg	tb	ob
09/04/2021	Monmouth	5	187	37.4	46	0	0	1	0	1	0-0	0	0	4	195	48.8	2	0
09/11/2021	at Virginia Tech	4	170	42.5	50	0	0	3	1	3	0-0	0	0	6	383	63.8	2	0
09/18/2021	at UTSA	4	166	41.5	48	0	0	2	0	1	2-4	38	1	6	371	61.8	4	1
09/24/2021	at Charlotte	3	146	48.7	56	0	0	2	1	1	0-1	0	1	7	450	64.3	6	0
10/02/2021	Marshall	6	218	36.3	57	1	0	2	1	1	0-0	0	0	5	246	49.2	2	0
10/09/2021	at Liberty	4	216	54.0	62	0	0	1	3	1	1-1	37	0	7	420	60.0	4	0
10/22/2021	at UConn	4	159	39.8	43	0	0	2	0	0	2-2	47	0	3	191	63.7	2	0
10/30/2021	Southern Miss.	6	223	37.2	53	1	0	3	1	0	1-1	38	0	4	199	49.8	1	0
11/06/2021	at Western Ky.	5	219	43.8	56	0	0	2	1	1	2-2	43	0	9	560	62.2	8	0
11/13/2021	FIU	3	134	44.7	60	0	0	0	1	0	1-1	53	0	4	257	64.3	2	0
11/20/2021	Old Dominion	6	229	38.2	43	0	0	1	0	1	1-1	35	0	5	316	63.2	2	0
11/27/2021	at Fla. Atlantic	8	374	46.8	59	0	1	4	2	5	1-1	23	0	4	254	63.5	3	0
Opponents		58	2441	42.1	62	2	1	23	11	15	11-14	53	2	64	3842	60.0	38	1



**2021-22 Middle Tenn. Football
By Quarter Statistics
All games**

3rd-Down Conversions

Date	Opponent	Score	Overall	1st Qtr	2nd Qtr	3rd Qtr	4th Qtr	Overtime
09/04/2021	Monmouth	W 50-15	3-10 30.0	2-4 50.0	1-2 50.0	0-1 0.0	0-3 0.0	0-0 0.0
09/11/2021	at Virginia Tech	L 14-35	7-16 43.8	0-2 0.0	3-5 60.0	3-5 60.0	1-4 25.0	0-0 0.0
09/18/2021	at UTSA	L 13-27	2-14 14.3	0-4 0.0	0-2 0.0	1-4 25.0	1-4 25.0	0-0 0.0
09/24/2021	at Charlotte	L 39-42	2-11 18.2	0-2 0.0	1-4 25.0	0-2 0.0	1-3 33.3	0-0 0.0
10/02/2021	Marshall	W 34-28	4-15 26.7	2-4 50.0	1-4 25.0	1-4 25.0	0-3 0.0	0-0 0.0
10/09/2021	at Liberty	L 13-41	4-14 28.6	1-4 25.0	3-4 75.0	0-4 0.0	0-2 0.0	0-0 0.0
10/22/2021	at UConn	W 44-13	6-16 37.5	1-4 25.0	2-3 66.7	3-5 60.0	0-4 0.0	0-0 0.0
10/30/2021	Southern Miss.	W 35-10	1-9 11.1	0-2 0.0	0-1 0.0	0-2 0.0	1-4 25.0	0-0 0.0
11/06/2021	at Western Ky.	L 21-48	7-17 41.2	2-6 33.3	1-5 20.0	2-2 100.0	2-4 50.0	0-0 0.0
11/13/2021	FIU	W 50-10	3-13 23.1	1-4 25.0	1-4 25.0	0-1 0.0	1-4 25.0	0-0 0.0
11/20/2021	Old Dominion	L 17-24	8-17 47.1	2-3 66.7	2-5 40.0	2-4 50.0	2-5 40.0	0-0 0.0
11/27/2021	at Fla. Atlantic	W 27-17	4-16 25.0	0-4 0.0	2-6 33.3	0-2 0.0	2-4 50.0	0-0 0.0
Middle Tenn.			51-168 30.4	11-43 25.6	17-45 37.8	12-36 33.3	11-44 25.0	0-0 0.0
Opponents			65-174 37.4	14-39 35.9	15-43 34.9	20-45 44.4	16-47 34.0	0-0 0.0

4th-Down Conversions

Date	Opponent	Score	Overall	1st Qtr	2nd Qtr	3rd Qtr	4th Qtr	Overtime
09/04/2021	Monmouth	W 50-15	0-3 0.0	0-1 0.0	0-0 0.0	0-0 0.0	0-2 0.0	0-0 0.0
09/11/2021	at Virginia Tech	L 14-35	2-3 66.7	0-0 0.0	1-1 100.0	0-0 0.0	1-2 50.0	0-0 0.0
09/18/2021	at UTSA	L 13-27	0-1 0.0	0-1 0.0	0-0 0.0	0-0 0.0	0-0 0.0	0-0 0.0
09/24/2021	at Charlotte	L 39-42	2-2 100.0	0-0 0.0	2-2 100.0	0-0 0.0	0-0 0.0	0-0 0.0
10/02/2021	Marshall	W 34-28	1-2 50.0	0-1 0.0	1-1 100.0	0-0 0.0	0-0 0.0	0-0 0.0
10/09/2021	at Liberty	L 13-41	1-4 25.0	0-1 0.0	0-0 0.0	1-2 50.0	0-1 0.0	0-0 0.0
10/22/2021	at UConn	W 44-13	2-2 100.0	0-0 0.0	0-0 0.0	1-1 100.0	1-1 100.0	0-0 0.0
10/30/2021	Southern Miss.	W 35-10	1-4 25.0	1-1 100.0	0-1 0.0	0-1 0.0	0-1 0.0	0-0 0.0
11/06/2021	at Western Ky.	L 21-48	0-3 0.0	0-0 0.0	0-1 0.0	0-0 0.0	0-2 0.0	0-0 0.0
11/13/2021	FIU	W 50-10	4-4 100.0	2-2 100.0	2-2 100.0	0-0 0.0	0-0 0.0	0-0 0.0
11/20/2021	Old Dominion	L 17-24	0-1 0.0	0-0 0.0	0-0 0.0	0-0 0.0	0-1 0.0	0-0 0.0
11/27/2021	at Fla. Atlantic	W 27-17	1-2 50.0	0-0 0.0	1-2 50.0	0-0 0.0	0-0 0.0	0-0 0.0
Middle Tenn.			14-31 45.2	3-7 42.9	7-10 70.0	2-4 50.0	2-10 20.0	0-0 0.0
Opponents			13-26 50.0	2-4 50.0	3-6 50.0	4-6 66.7	4-10 40.0	0-0 0.0

Time of Possession

Date	Opponent	Score	Overall	1st Qtr	2nd Qtr	3rd Qtr	4th Qtr	Overtime
09/04/2021	Monmouth	W 50-15	26:07	05:32	05:06	04:50	10:39	00:00
09/11/2021	at Virginia Tech	L 14-35	31:33	03:48	09:02	06:45	11:58	00:00
09/18/2021	at UTSA	L 13-27	23:01	07:34	03:24	05:15	06:48	00:00
09/24/2021	at Charlotte	L 39-42	25:25	06:35	09:26	03:52	05:32	00:00
10/02/2021	Marshall	W 34-28	33:15	08:21	10:24	07:41	06:49	00:00
10/09/2021	at Liberty	L 13-41	24:48	06:55	06:53	07:35	03:25	00:00
10/22/2021	at UConn	W 44-13	37:22	07:09	07:33	10:37	12:03	00:00
10/30/2021	Southern Miss.	W 35-10	27:00	06:29	02:45	06:57	10:49	00:00
11/06/2021	at Western Ky.	L 21-48	33:02	11:22	06:53	04:47	10:00	00:00
11/13/2021	FIU	W 50-10	34:26	06:00	15:18	01:58	11:10	00:00



2021-22 Middle Tenn. Football
By Quarter Statistics
All games

Page 2/2
as of Dec 07, 2021

Date	Opponent		Score	Overall	1st Qtr	2nd Qtr	3rd Qtr	4th Qtr	Overtime
11/20/2021	Old Dominion	L	17-24	35:05	10:58	07:51	05:38	10:38	00:00
11/27/2021	at Fla. Atlantic	W	27-17	28:13	05:53	09:06	05:31	07:43	00:00
Middle Tenn.			Total	359:17	86:36	93:41	71:26	107:34	00:00
			Avg.	29:56	07:13	07:48	05:57	08:58	00:00
Opponents			Total	360:43	82:35	97:08	92:17	88:43	00:00
			Avg.	30:04	06:53	08:06	07:41	07:24	00:00



2021-22 Middle Tenn. Football Team Game-by-Game Comparison All games

Opponent	Score	First Downs				Pen	Rushing Number-Yards	Passing		Total Offense Plays-Yards	Return Yards	Turn- Overs
		Total	Rush	Pass	Comp-Att.-Int			Yards				
Monmouth	50-15	20 / 17	8 / 10	11 / 7	1 / 0	34-96 / 38-88	20-26-0 / 27-42-1	248 / 186	60-344 / 80-274	129 / 38	0 / 4	
Virginia Tech	14-35	20 / 23	9 / 13	11 / 8	0 / 2	35-67 / 38-216	26-40-1 / 17-28-0	283 / 159	75-350 / 66-375	18 / 198	1 / 0	
UTSA	13-27	11 / 23	1 / 8	9 / 13	1 / 2	25-8 / 44-175	14-30-1 / 26-45-2	191 / 277	55-199 / 89-452	61 / 92	2 / 3	
Charlotte	39-42	25 / 30	6 / 11	16 / 17	3 / 2	23-123 / 40-220	28-40-0 / 25-36-0	379 / 339	63-502 / 76-559	0 / 77	0 / 1	
Marshall	34-28	16 / 28	9 / 10	4 / 17	3 / 1	49-209 / 35-172	12-21-1 / 31-47-2	105 / 321	70-314 / 82-493	179 / 60	2 / 6	
Liberty	13-41	12 / 21	3 / 11	8 / 10	1 / 0	21-35 / 42-227	22-42-1 / 17-30-3	230 / 222	63-265 / 72-449	93 / 66	2 / 3	
UConn	44-13	30 / 15	10 / 7	16 / 6	4 / 2	44-155 / 28-67	28-40-0 / 21-37-2	318 / 237	84-473 / 65-304	53 / 103	0 / 3	
Southern Miss.	35-10	16 / 23	6 / 9	7 / 10	3 / 4	35-145 / 41-50	14-21-1 / 18-41-3	142 / 184	56-287 / 82-234	204 / 68	4 / 5	
Western Ky.	21-48	19 / 19	11 / 3	8 / 14	0 / 2	35-123 / 23-71	27-46-6 / 29-50-0	226 / 281	81-349 / 73-352	75 / 186	7 / 0	
FIU	50-10	23 / 11	14 / 4	9 / 6	0 / 1	47-261 / 32-67	21-26-0 / 11-22-2	153 / 88	73-414 / 54-155	105 / 97	0 / 4	
Old Dominion	17-24	25 / 11	10 / 4	13 / 7	2 / 0	33-101 / 27-100	36-51-1 / 15-24-0	313 / 241	84-414 / 51-341	31 / 75	2 / 0	
Fla. Atlantic	27-17	15 / 20	4 / 7	11 / 12	0 / 1	31-127 / 29-85	24-39-0 / 32-50-1	236 / 328	70-363 / 79-413	60 / 119	0 / 2	
Totals	357-310	232 / 241	91 / 97	123 / 127	18 / 17	412-1450 / 417-1538	272-422-12 / 269-452-16	2824 / 2863	834-4274 / 869-4401	1008 / 1179	20 / 31	

Opponents	3rd Down Conversion	4th Down Conversion	Time of Possession	TOP Margin	Avg Yds/Rush	Avg Yds/Pass	Avg Yds/Play	Punting Number-Avg	Penalties Number-Yards	Sacks
Monmouth	3-10 / 6-17	0-3 / 3-5	26:07 / 33:53	-07:46	2.8 / 2.3	9.5 / 4.4	5.7 / 3.4	5-45.0 / 5-37.4	7-55.0 / 2-15.0	3 / 2
Virginia Tech	7-16 / 6-11	2-3 / 1-1	31:33 / 28:27	03:06	1.9 / 5.7	7.1 / 5.7	4.7 / 5.7	6-45.8 / 4-42.5	6-52.0 / 3-30.0	1 / 3
UTSA	2-14 / 10-20	0-1 / 1-1	23:01 / 36:59	-13:58	0.3 / 4.0	6.4 / 6.2	3.6 / 5.1	10-44.1 / 4-41.5	5-47.0 / 7-60.0	2 / 5
Charlotte	2-11 / 5-12	2-2 / 1-1	25:25 / 34:35	-09:10	5.3 / 5.5	9.5 / 9.4	8.0 / 7.4	5-42.4 / 3-48.7	10-86.0 / 7-62.0	0 / 1
Marshall	4-15 / 4-12	1-2 / 1-1	33:15 / 26:45	06:30	4.3 / 4.9	5.0 / 6.8	4.5 / 6.0	7-43.0 / 6-36.3	7-62.0 / 9-69.0	3 / 2
Liberty	4-14 / 6-12	1-4 / 0-0	24:48 / 35:12	-10:24	1.7 / 5.4	5.5 / 7.4	4.2 / 6.2	5-42.8 / 4-54.0	5-41.0 / 7-62.0	3 / 3
UConn	6-16 / 4-14	2-2 / 1-3	37:22 / 22:38	14:44	3.5 / 2.4	8.0 / 6.4	5.6 / 4.7	2-49.5 / 4-39.8	7-65.0 / 8-75.0	2 / 1
Southern Miss.	1-9 / 5-18	1-4 / 2-6	27:00 / 33:00	-06:00	4.1 / 1.2	6.8 / 4.5	5.1 / 2.9	3-49.7 / 6-37.2	8-83.0 / 12-96.0	7 / 2
Western Ky.	7-17 / 7-16	0-3 / 0-2	33:02 / 26:58	06:04	3.5 / 3.1	4.9 / 5.6	4.3 / 4.8	4-43.3 / 5-43.8	6-56.0 / 4-15.0	1 / 1
FIU	3-13 / 3-11	4-4 / 1-2	34:26 / 25:34	08:52	5.6 / 2.1	5.9 / 4.0	5.7 / 2.9	3-43.7 / 3-44.7	5-58.0 / 2-15.0	5 / 1
Old Dominion	8-17 / 3-12	0-1 / 0-1	35:05 / 24:55	10:10	3.1 / 3.7	6.1 / 10.0	4.9 / 6.7	5-41.4 / 6-38.2	7-45.0 / 6-46.0	1 / 1
Fla. Atlantic	4-16 / 6-19	1-2 / 2-3	28:13 / 31:47	-03:34	4.1 / 2.9	6.1 / 6.6	5.2 / 5.2	8-46.8 / 8-46.8	6-50.0 / 3-19.0	3 / 3
Totals	51-168 / 65-174	14-31 / 13-26	359:17 / 360:43	-01:26	3.5 / 3.7	6.7 / 6.3	5.1 / 5.1	63-44.5 / 58-42.1	79-700.0 / 70-564.0	31 / 25

Note: Game totals are displayed in the format TEAM/OPPONENT for each category



2021-22 Middle Tenn. Football
Red-Zone Results
All games

Middle Tenn. Inside Opponent Red-Zone

Date	Opponent	Score	Times In RZ	Times Scored	Total		Rush TDs	Pass TDs	FGs Made	Failed to score inside RZ					
					Pts	TDs				FGA	Down	Int	Fumb	Half	Game
09/04/2021	Monmouth	W 50-15	5	4	28	4	2	2	0	0	1	0	0	0	0
09/11/2021	at Virginia Tech	L 14-35	2	2	14	2	0	2	0	0	0	0	0	0	0
09/18/2021	at UTSA	L 13-27	2	1	7	1	0	1	0	0	0	1	0	0	0
09/24/2021	at Charlotte	L 39-42	4	4	25	3	0	3	1	1	0	0	0	0	0
10/02/2021	Marshall	W 34-28	2	2	14	2	1	1	0	0	0	0	0	0	0
10/09/2021	at Liberty	L 13-41	1	1	7	1	0	1	0	0	0	0	0	0	0
10/22/2021	at UConn	W 44-13	6	6	30	3	1	2	3	3	0	0	0	0	0
10/30/2021	Southern Miss.	W 35-10	4	2	14	2	2	0	0	0	1	0	1	0	0
11/06/2021	at Western Ky.	L 21-48	2	1	7	1	1	0	0	0	1	0	0	0	0
11/13/2021	FIU	W 50-10	4	4	24	3	1	2	1	1	0	0	0	0	0
11/20/2021	Old Dominion	L 17-24	4	2	10	1	1	0	1	2	1	0	0	0	0
11/27/2021	at Fla. Atlantic	W 27-17	4	4	20	2	1	1	2	2	0	0	0	0	0
Totals 33 of 40 (82.5%)			40	33	200	25	10	15	8	9	4	1	1	0	0

Opponents Inside Middle Tenn. Red-Zone

Date	Opponent	Score	Times In RZ	Times Scored	Total		Rush TDs	Pass TDs	FGs Made	Failed to score inside RZ					
					Pts	TDs				FGA	Down	Int	Fumb	Half	Game
09/04/2021	Monmouth	W 50-15	1	1	8	1	1	0	0	0	0	0	0	0	0
09/11/2021	Virginia Tech	L 14-35	4	4	28	4	3	1	0	0	0	0	0	0	0
09/18/2021	UTSA	L 13-27	4	2	10	1	0	1	1	2	0	1	0	0	0
09/24/2021	Charlotte	L 39-42	6	5	35	5	1	4	0	1	0	0	0	0	0
10/02/2021	Marshall	W 34-28	5	4	28	4	3	1	0	0	0	0	1	0	0
10/09/2021	Liberty	L 13-41	5	5	32	4	3	1	1	1	0	0	0	0	0
10/22/2021	UConn	W 44-13	2	2	10	1	0	1	1	1	0	0	0	0	0
10/30/2021	Southern Miss.	W 35-10	1	1	7	1	0	1	0	0	0	0	0	0	0
11/06/2021	Western Ky.	L 21-48	5	5	31	4	1	3	1	0	0	0	0	0	0
11/13/2021	FIU	W 50-10	2	1	7	1	1	0	0	0	1	0	0	0	0
11/20/2021	Old Dominion	L 17-24	3	3	17	2	0	2	1	1	0	0	0	0	0
11/27/2021	Fla. Atlantic	W 27-17	1	1	3	0	0	0	1	1	0	0	0	0	0
Totals 34 of 39 (87.2%)			39	34	216	28	13	15	6	7	1	1	1	0	0



2021-22 Middle Tenn. Football
 Passing Game-by-Game
 All games

#10 Bailey Hockman	Comp	Att	Int	Pct	Yards	TD	Long	Sacked	Effic.
Monmouth	17	22	0	77.3	215	3	35	2-23	204.4
Virginia Tech	19	32	1	59.4	207	1	27	2-19	117.8
UTSA	5	12	1	41.7	41	0	28	3-25	53.7
Totals	41	66	2	62.1	463	4	35	7-67	135.0

#12 Mike DiLiello	Comp	Att	Int	Pct	Yards	TD	Long	Sacked	Effic.
UConn	2	3	0	66.7	16	0	11	0-0	111.5
Southern Miss.	8	12	0	66.7	78	0	40	1-4	121.3
Western Ky.	3	5	1	60.0	21	0	9	0-0	55.3
FIU	1	2	0	50.0	6	0	6	0-0	75.2
Old Dominion	2	2	0	100.0	9	0	8	0-0	137.8
Fla. Atlantic	12	19	0	63.2	131	1	55	2-20	138.4
Totals	28	43	1	65.1	261	1	55	3-24	119.1

#16 Chase Cunningham	Comp	Att	Int	Pct	Yards	TD	Long	Sacked	Effic.
Monmouth	3	4	0	75.0	33	0	13	0-0	144.3
Virginia Tech	7	8	0	87.5	76	1	26	1-1	208.6
UTSA	9	18	0	50.0	150	2	46	2-24	156.7
Charlotte	28	40	0	70.0	379	5	51	1-1	190.8
Marshall	12	21	1	57.1	105	2	34	2-14	121.0
Liberty	22	42	1	52.4	230	2	37	3-20	109.3
UConn	25	36	0	69.4	297	4	25	1-10	175.4
Southern Miss.	4	7	1	57.1	48	0	30	1-5	86.2
Totals	110	176	3	62.5	1318	16	51	11-75	152.0

#18 Nicholas Vattiato	Comp	Att	Int	Pct	Yards	TD	Long	Sacked	Effic.
Southern Miss.	2	2	0	100.0	16	0	12	0-0	167.2
Western Ky.	24	41	5	58.5	205	2	45	1-4	92.2
FIU	20	24	0	83.3	147	2	23	1-8	162.3
Old Dominion	34	49	1	69.4	304	1	34	1-6	124.2
Fla. Atlantic	12	20	0	60.0	105	0	16	2-24	104.1
Totals	92	136	6	67.6	777	5	45	5-42	118.9

#86 JaMichael Thompson	Comp	Att	Int	Pct	Yards	TD	Long	Sacked	Effic.
UConn	1	1	0	100.0	5	0	5	0-0	142.0
Totals	1	1	0	100.0	5	0	5	0-0	142.0



**2021-22 Middle Tenn. Football
Rushing/Receiving Game-by-Game
All games**

Rushing

Player	No-Yds/TD	MU	Hokies	UTSA	CLT	Marsh	Lib	UConn	USM	WestKy	FIU	ODU	FAU
Martell Pettaway	74-359/3	3-6/1	3-9/0	6-23/0	DNP	DNP	3-4/0	12-63/1	9-23/0	9-4/0	11-95/1	13-57/0	5-75/0
Frank Peasant	64-240/2	5-27/0	2--3/0	2-1/0	-	6-16/0	3-5/0	DNP	7-44/0	18-78/1	10-44/1	10-29/0	1--1/0
Chaton Mobley	52-241/2	4-24/1	10-20/0	DNP	-	15-132/1	4-8/0	13-48/0	3--1/0	DNP	DNP	DNP	3-10/0
Mike DiLiello	45-220/5	2-13/0	1-17/0	1-0/0	DNP	2-5/1	1-2/0	4-4/0	11-77/2	3-17/0	3-23/0	5-19/1	12-43/1
Chase Cunningham	44-118/0	2-19/0	1--1/0	4--12/0	9-65/0	11-22/0	6-4/0	10-26/0	1--5/0	DNP	DNP	DNP	DNP
Amir Rasul	43-109/0	7-18/0	14-39/0	8-23/0	6-12/0	7-16/0	-	DNP	DNP	DNP	DNP	-	1-1/0
Brad Anderson	22-95/0	3-25/0	-	-	6-35/0	5-12/0	3-7/0	DNP	DNP	DNP	4-15/0	1-1/0	-
Nicholas Vattiato	19-18/0	DNP	DNP	DNP	DNP	DNP	DNP	DNP	1-5/0	2--2/0	9-25/0	3-6/0	4--16/0
Bailey Hockman	9--62/0	2--23/0	4--14/0	3--25/0	DNP	DNP	DNP	DNP	DNP	-	DNP	DNP	DNP
DJ England-Chisolm	8-66/0	1-6/0	-	-	1-4/0	1-17/0	1-5/0	-	-	2-10/0	1-16/0	-	1-8/0
Jalen Montgomery	7-19/0	DNP	DNP	DNP	DNP	DNP	DNP	5-14/0	DNP	DNP	2-5/0	DNP	DNP
Jaylin Lane	6-67/1	-	-	DNP	1-7/0	-	-	-	1-11/0	1-16/0	1-29/1	-	2-4/0
Yusuf Ali	3-15/0	DNP	DNP	-	-	-	-	-	1-1/0	-	1-6/0	-	1-8/0
Micaleus Elder	3--12/0	2--10/0	-	1--2/0	-	DNP	DNP	DNP	DNP	DNP	DNP	DNP	DNP
JaMichael Thompson	2--12/0	1--2/0	-	-	DNP	-	-	-	1--10/0	-	-	-	DNP
Terry Wilkins	1-5/0	DNP	DNP	DNP	DNP	DNP	DNP	DNP	DNP	DNP	1-5/0	DNP	DNP
Stone Frost	1-3/0	DNP	DNP	DNP	DNP	DNP	DNP	DNP	DNP	DNP	1-3/0	DNP	DNP
Bryce Bailey	1--1/0	-	DNP	DNP	DNP	DNP	DNP	DNP	-	DNP	1--1/0	DNP	DNP

Receiving

Player	No-Yds/TD	MU	Hokies	UTSA	CLT	Marsh	Lib	UConn	USM	WestKy	FIU	ODU	FAU
Jimmy Marshall	45-510/6	2-15/0	8-111/0	2-51/1	5-73/1	1-2/0	7-77/1	4-61/2	2-14/0	5-22/0	4-51/1	3-17/0	2-16/0
Jarrin Pierce	39-409/5	4-38/0	3-40/0	2-15/1	10-92/1	2-10/1	4-57/1	3-40/1	3-75/0	2-2/0	3-17/0	-	3-23/0
Jaylin Lane	37-402/4	4-91/1	4-30/0	DNP	4-44/1	1-34/1	1-19/0	2-22/0	3-15/0	2-9/0	2-11/0	10-107/1	4-20/0
Yusuf Ali	36-433/3	DNP	DNP	2-25/0	3-64/1	2-4/0	3-26/0	5-80/0	2-11/0	5-60/1	3-29/1	6-39/0	5-95/0
DJ England-Chisolm	28-295/3	2-42/1	-	2-10/0	3-67/1	1-6/0	1-9/0	3-19/0	1-6/0	3-69/1	1-2/0	9-60/0	2-5/0
CJ Windham	24-221/2	5-46/1	3-15/1	DNP	-	1-18/0	3-32/0	4-36/0	-	5-29/0	-	2-32/0	1-13/0
Izaiah Gathings	23-285/1	DNP	-	3-65/0	1-12/0	2-22/0	1-10/0	3-49/1	-	4-24/0	2-12/0	4-42/0	3-49/0
JaMichael Thompson	8-54/0	1-13/0	1-5/0	2-20/0	DNP	-	-	2-1/0	1-4/0	1-11/0	-	-	DNP
Frank Peasant	6-26/0	1--1/0	-	-	-	-	-	DNP	-	-	3-11/0	2-16/0	-
Martell Pettaway	5-30/0	-	-	1-5/0	DNP	DNP	-	-	1-5/0	-	2-14/0	-	1-6/0
Elijah Metcalf	4-52/0	1-4/0	3-48/0	DNP	-	DNP	DNP	DNP	DNP	DNP	DNP	DNP	-
Brad Anderson	4-38/0	-	1-12/0	-	1-18/0	1-2/0	-	DNP	DNP	DNP	-	-	1-6/0
Chaton Mobley	4-16/0	-	1-11/0	DNP	-	-	2-0/0	1-5/0	-	DNP	DNP	DNP	-
Amir Rasul	3-17/0	-	-	-	1-9/0	1-7/0	-	DNP	DNP	DNP	DNP	-	1-1/0
Marquel Tinsley	2-18/1	-	1-6/1	DNP	DNP	DNP	DNP	-	1-12/0	-	-	-	DNP
Jordan Ferguson	1-6/0	-	-	-	-	-	-	-	-	-	1-6/0	-	-
Zaylin Wood	1-6/1	-	-	-	-	-	-	-	-	-	-	-	1-6/1
Tyler Sweet	1-5/0	-	1-5/0	DNP	DNP	DNP	DNP	DNP	DNP	DNP	DNP	DNP	DNP
Chase Cunningham	1-5/0	-	-	-	-	-	-	1-5/0	-	DNP	DNP	DNP	DNP



**2021-22 Middle Tenn. Football
Returns Game-by-Game
All games**

Punt Returns

Player	No-Yds	MU	Hokies	UTSA	CLT	Marsh	Lib	UConn	USM	WestKy	FIU	ODU	FAU
Jaylin Lane	16-270	2-70	-	DNP	-	1-4	1-1	-	2-69	3-75	2-15	3-1	2-35
Gregory Grate	1-5	-	-	1-5	-	-	-	-	-	-	-	-	-

Kick Returns

Player	No-Yds	MU	Hokies	UTSA	CLT	Marsh	Lib	UConn	USM	WestKy	FIU	ODU	FAU
Jaylin Lane	12-263	-	1-18	DNP	-	2-62	2-52	1-24	2-33	-	1-19	2-30	1-25
Yusuf Ali	1-26	DNP	DNP	-	-	-	-	-	-	-	1-26	-	-
Amir Rasul	1-15	1-15	-	-	-	-	-	DNP	DNP	DNP	DNP	-	-
Frank Peasant	1-7	-	-	-	-	-	1-7	DNP	-	-	-	-	-

Interceptions Returns

Player	No-Yds	MU	Hokies	UTSA	CLT	Marsh	Lib	UConn	USM	WestKy	FIU	ODU	FAU
Quincy Riley	5-153	DNP	DNP	2-56	-	DNP	DNP	1-26	1-26	-	1-45	-	-
Gregory Grate	3-3	-	-	-	-	-	1-0	1-3	-	-	-	-	1-0
DQ Thomas	2-43	-	-	DNP	-	-	1-0	-	1-43	-	-	-	-
Teldrick Ross	1-44	1-44	-	-	-	-	-	-	-	-	-	-	DNP
Decorian Patterson	1-33	-	-	-	-	-	1-33	-	-	-	-	-	-
Deidrick Stanley	1-23	-	-	-	-	1-23	-	-	-	-	DNP	DNP	DNP
Marley Cook	1-15	-	-	DNP	DNP	-	-	-	1-15	-	-	-	-
Reed Blankenship	1-0	-	-	-	-	-	-	-	-	-	1-0	-	-
Jalen Jackson	1-0	DNP	DNP	-	-	1-0	-	-	-	-	-	-	-

Fumble Returns

Player	No-Yds	MU	Hokies	UTSA	CLT	Marsh	Lib	UConn	USM	WestKy	FIU	ODU	FAU
--------	--------	----	--------	------	-----	-------	-----	-------	-----	--------	-----	-----	-----



**2021-22 Middle Tenn. Football
All-Purpose Yards Game-by-Game
All games**

Player	Total	MU	Hokies	UTSA	CLT	Marsh	Lib	UConn	USM	WestKy	FIU	ODU	FAU
Jaylin Lane	1002	161	48	DNP	51	100	72	46	128	100	74	138	84
Jimmy Marshall	510	15	111	51	73	2	77	61	14	22	51	17	16
Yusuf Ali	474	DNP	DNP	25	64	4	26	80	12	60	61	39	103
Jarrin Pierce	409	38	40	15	92	10	57	40	75	2	17	-	23
Martell Pettaway	389	6	9	28	DNP	DNP	4	63	28	4	109	57	81
DJ England-Chisolm	361	48	-	10	71	23	14	19	6	79	18	60	13
Izaiah Gathings	285	DNP	-	65	12	22	10	49	-	24	12	42	49
Frank Peasant	273	26	-3	1	-	16	12	DNP	44	78	55	45	-1
Chaton Mobley	257	24	31	DNP	-	132	8	53	-1	DNP	DNP	DNP	10
CJ Windham	221	46	15	DNP	-	18	32	36	-	29	-	32	13
Mike DiLiello	220	13	17	-	DNP	5	2	4	77	17	23	19	43
Quincy Riley	153	DNP	DNP	56	-	DNP	DNP	26	26	-	45	-	-
Amir Rasul	141	33	39	23	21	23	-	DNP	DNP	DNP	DNP	-	2
Brad Anderson	133	25	12	-	53	14	7	DNP	DNP	DNP	15	1	6
Chase Cunningham	123	19	-1	-12	65	22	4	31	-5	DNP	DNP	DNP	DNP
Elijah Metcalf	52	4	48	DNP	-	DNP	DNP	DNP	DNP	DNP	DNP	DNP	-
Teldrick Ross	44	44	-	-	-	-	-	-	-	-	-	-	DNP
DQ Thomas	43	-	-	DNP	-	-	-	-	43	-	-	-	-
JaMichael Thompson	42	11	5	20	DNP	-	-	1	-6	11	-	-	DNP
Decorian Patterson	33	-	-	-	-	-	33	-	-	-	-	-	-
Deidrick Stanley	23	-	-	-	-	23	-	-	-	-	DNP	DNP	DNP
Jalen Montgomery	19	DNP	DNP	DNP	DNP	DNP	DNP	14	DNP	DNP	5	DNP	DNP
Marquel Tinsley	18	-	6	DNP	DNP	DNP	DNP	-	12	-	-	-	DNP
Nicholas Vattiato	18	DNP	DNP	DNP	DNP	DNP	DNP	DNP	5	-2	25	6	-16
Tra Fluellen	18	-	-	-	-	-	-	-	18	-	-	-	-
Marley Cook	15	-	-	DNP	DNP	-	-	-	15	-	-	-	-
Gregory Grate	8	-	-	5	-	-	-	3	-	-	-	-	-
Jordan Ferguson	6	-	-	-	-	-	-	-	-	-	6	-	-
Zaylin Wood	6	-	-	-	-	-	-	-	-	-	-	-	6
Tyler Sweet	5	-	5	DNP	DNP	DNP	DNP	DNP	DNP	DNP	DNP	DNP	DNP
Terry Wilkins	5	DNP	DNP	DNP	DNP	DNP	DNP	DNP	DNP	DNP	5	DNP	DNP
Stone Frost	3	DNP	DNP	DNP	DNP	DNP	DNP	DNP	DNP	DNP	3	DNP	DNP
Bryce Bailey	-1	-	DNP	DNP	DNP	DNP	DNP	DNP	-	DNP	-1	DNP	DNP
Eric Magwood	-4	-	-	DNP	DNP	-	-	DNP	DNP	DNP	-	-	-4
Micaleus Elder	-12	-10	-	-2	-	DNP	DNP	DNP	DNP	DNP	DNP	DNP	DNP
Bailey Hockman	-62	-23	-14	-25	DNP	DNP	DNP	DNP	DNP	-	DNP	DNP	DNP



**2021-22 Middle Tenn. Football
Total Tackles Game-by-Game
All games**

Total Tackles

Player	S-A	Total	MU	Hokies	UTSA	CLT	Marsh	Lib	UConn	USM	WestKy	FIU	ODU	FAU
Reed Blankenship	71-35	106	2-3	6-2	7-6	6-7	5-2	8-1	9-0	7-1	7-2	5-4	2-4	7-3
Gregory Grate	55-29	84	3-3	3-1	10-4	3-3	7-3	8-5	5-1	2-1	5-0	2-1	5-3	2-4
DQ Thomas	51-30	81	4-5	10-1	DNP	1-3	1-2	4-3	4-3	8-2	5-0	4-1	4-6	6-4
Jurriente Davis	32-36	68	2-2	2-2	2-5	0-3	5-3	10-4	1-3	3-5	2-1	1-1	3-4	1-3
Jordan Ferguson	28-27	55	2-1	1-0	3-5	0-2	7-1	2-1	2-1	3-5	1-3	2-1	2-1	3-6
Teldrick Ross	37-8	45	6-1	5-2	4-0	6-3	2-0	1-0	1-0	3-0	6-1	1-0	2-1	DNP
Johnathan Butler	17-22	39	4-4	3-1	0-3	DNP	DNP	DNP	1-2	3-2	3-3	1-4	1-0	1-3
Quincy Riley	21-9	30	DNP	DNP	-	4-4	DNP	DNP	1-0	1-1	2-0	1-1	2-0	10-3
Richard Kinley	13-17	30	1-1	3-2	1-4	1-3	1-1	3-1	2-1	-	-	1-2	0-2	-
Raquon Hartley	18-9	27	2-0	-	4-2	0-1	2-1	-	3-2	2-1	1-0	1-1	1-0	2-1
Cody Smith	13-13	26	0-2	1-0	4-5	2-1	4-0	1-2	0-2	-	-	1-0	-	0-1
Zaylin Wood	12-14	26	3-2	0-1	2-3	1-1	1-1	1-1	1-0	1-1	1-2	1-0	0-1	0-1
Tra Fluellen	13-11	24	2-2	1-0	0-1	0-2	1-1	1-0	0-1	1-1	3-1	0-1	1-0	3-1
Decorian Patterson	15-7	22	6-2	1-1	-	-	3-1	2-0	-	1-2	1-0	-	1-0	0-1
Ja'Kerrius Wyatt	9-10	19	0-2	2-1	1-1	-	1-0	1-0	1-1	0-1	-	0-1	2-3	1-0
Jorden Starling	9-10	19	1-2	-	1-2	3-2	0-1	-	1-0	2-1	-	0-1	0-1	1-0
Jalen Jackson	10-5	15	DNP	DNP	2-1	0-2	3-2	1-0	1-0	1-0	1-0	1-0	-	-
Jordan Branch	5-10	15	1-3	1-0	0-1	DNP	DNP	DNP	0-2	1-1	1-0	1-0	-	0-3
Marley Cook	6-8	14	3-1	0-2	DNP	DNP	0-1	-	0-1	2-0	-	1-1	-	0-2
Deidrick Stanley	9-2	11	-	-	-	-	4-0	0-1	2-0	2-0	1-1	DNP	DNP	DNP
Devyn Curtis	3-7	10	DNP	-	1-3	2-2	0-2	DNP	DNP	DNP	DNP	DNP	DNP	DNP
Ralph Mency	4-4	8	-	1-0	-	1-0	0-1	1-0	-	-	1-0	0-2	-	0-1
Jalen Davis	3-4	7	-	0-1	-	1-3	-	-	2-0	-	-	-	-	-
Yusuf Ali	5-1	6	DNP	DNP	-	0-1	1-0	-	1-0	-	-	2-0	1-0	-
James Shellman	4-2	6	-	-	-	DNP	0-1	-	DNP	0-1	1-0	2-0	-	1-0
Wayne Parks	4-1	5	-	-	DNP	DNP	-	1-0	1-1	1-0	1-0	-	-	DNP
Frank Peasant	3-2	5	-	-	0-1	0-1	1-0	-	DNP	-	2-0	-	-	-
Deonte Stanley	3-2	5	1-0	0-1	-	-	-	DNP	-	-	-	2-1	-	-
Marcus LaFrance	4-0	4	-	1-0	DNP	DNP	DNP	DNP	-	DNP	DNP	3-0	DNP	DNP
JR Bivens	3-1	4	2-0	-	-	1-1	DNP	DNP	DNP	DNP	DNP	DNP	DNP	DNP
Jaylin Lane	3-0	3	-	-	DNP	-	1-0	-	-	-	-	-	2-0	-
Raheme Fuller	1-2	3	-	-	1-1	0-1	-	-	-	-	-	-	-	-
Andrew Leak	1-2	3	-	-	1-1	-	-	-	0-1	-	-	-	-	-
Vincent Dinkins	1-2	3	1-0	-	0-1	-	-	-	-	-	DNP	0-1	DNP	DNP
Chaton Mobley	0-3	3	-	-	DNP	-	-	0-2	-	-	DNP	DNP	DNP	0-1
DJ England-Chisolm	2-0	2	-	1-0	-	-	-	-	-	-	1-0	-	-	-
Drew Francis	0-2	2	-	-	-	-	-	0-1	-	-	-	0-1	DNP	-
Brody Butler	1-0	1	-	1-0	-	-	-	-	-	-	-	-	-	-
Amir Rasul	1-0	1	-	-	-	-	1-0	-	DNP	DNP	DNP	DNP	-	-
Elijah Metcalf	1-0	1	1-0	-	DNP	-	DNP	DNP	DNP	DNP	DNP	DNP	DNP	-
Bailey Hockman	1-0	1	-	1-0	-	DNP	DNP	DNP	DNP	DNP	-	DNP	DNP	DNP
Scott Payne	1-0	1	-	-	-	-	-	-	-	1-0	-	-	-	-
Juju Williams	1-0	1	DNP	DNP	1-0	-	-	-	-	-	DNP	DNP	DNP	DNP
Jashawn Sheffield	0-1	1	DNP	DNP	DNP	DNP	DNP	DNP	-	-	-	0-1	-	-



**2021-22 Middle Tenn. Football
Sacks Game-by-Game
All games**

Player	UA-A	Total	MU	Hokies	UTSA	CLT	Marsh	Lib	UConn	USM	WestKy	FIU	ODU	FAU
Jordan Ferguson	7-2	8	1-6	-	1-2	-	1-4	2-13	-	2.5-23	-	-	-	0.5-7
DQ Thomas	5-0	5	-	1-13	DNP	-	1-9	-	-	-	-	1-7	-	2-19
Marley Cook	3-0	3	1-2	-	DNP	DNP	-	-	-	1-13	-	1-3	-	-
Jurriente Davis	2-2	3	-	-	-	-	1-7	0.5-1	-	0.5-3	-	1-8	-	-
Richard Kinley	1-1	1.5	-	-	-	-	-	0.5-2	1-3	-	-	-	-	-
Quincy Riley	1-1	1.5	DNP	DNP	-	-	DNP	DNP	-	-	-	0.5-3	1-7	-
Ja'Kerrius Wyatt	1-1	1.5	-	-	-	-	-	-	1-0	-	-	0.5-2	-	-
Reed Blankenship	1-0	1	-	-	-	-	-	-	-	-	-	1-12	-	-
Tra Fluellen	1-0	1	1-18	-	-	-	-	-	-	-	-	-	-	-
Jalen Jackson	1-0	1	DNP	DNP	-	-	-	-	-	1-1	-	-	-	-
Deidrick Stanley	1-0	1	-	-	-	-	-	-	-	1-20	-	DNP	DNP	DNP
Raquon Hartley	1-0	1	-	-	-	-	-	-	-	-	1-14	-	-	-
Cody Smith	1-0	1	-	-	1-3	-	-	-	-	-	-	-	-	-
Jorden Starling	1-0	1	-	-	-	-	-	-	-	1-1	-	-	-	-
Zaylin Wood	0-1	0.5	-	-	-	-	-	-	-	-	-	-	-	0.5-7



**2021-22 Middle Tenn. Football
Tackles For Loss Game-by-Game
All games**

Player	UA-A	Total	MU	Hokies	UTSA	CLT	Marsh	Lib	UConn	USM	WestKy	FIU	ODU	FAU
DQ Thomas	14-3	15.5	2.0-5	1.0-13	DNP	-	1.0-9	-	2.5-2	2.0-6	2.0-3	2.0-9	0.5-1	2.5-21
Jordan Ferguson	12-7	15.5	2.0-7	1.0-1	2.0-5	-	1.0-4	2.0-13	2.0-2	3.0-26	0.5-1	-	-	2.0-10
Reed Blankenship	10-0	10.0	1.0-1	1.0-1	1.0-4	-	-	1.0-2	2.0-6	2.0-2	-	1.0-12	-	1.0-3
Jurriente Davis	3-5	5.5	-	-	-	0.5-1	1.0-7	0.5-1	0.5-1	1.5-4	-	1.0-8	-	0.5-1
Quincy Riley	4-1	4.5	DNP	DNP	-	2.0-4	DNP	DNP	-	-	1.0-1	0.5-3	1.0-7	-
Zaylin Wood	3-2	4.0	1.0-1	-	1.0-2	-	-	-	-	-	1.5-2	-	-	0.5-7
Marley Cook	3-1	3.5	1.0-2	-	DNP	DNP	-	-	0.5-1	1.0-13	-	1.0-3	-	-
Richard Kinley	2-3	3.5	-	-	-	-	-	1.5-3	1.0-3	-	-	0.5-0	0.5-0	-
Jordan Branch	2-3	3.5	-	1.0-1	-	DNP	DNP	DNP	1.0-2	0.5-2	-	1.0-3	-	-
Raquon Hartley	2-1	2.5	-	-	-	-	-	-	-	1.0-1	1.0-14	-	-	0.5-1
Teldrick Ross	2-0	2.0	-	1.0-1	-	-	-	-	-	-	-	1.0-1	-	DNP
Jorden Starling	2-0	2.0	1.0-15	-	-	-	-	-	-	1.0-1	-	-	-	-
Cody Smith	1-1	1.5	-	-	1.0-3	-	-	-	-	-	-	-	-	0.5-0
Ja'Kerrius Wyatt	1-1	1.5	-	-	-	-	-	-	1.0-0	-	-	0.5-2	-	-
Johnathan Butler	0-3	1.5	-	-	-	DNP	DNP	DNP	0.5-2	-	-	0.5-1	-	0.5-1
Gregory Grate	1-0	1.0	-	-	-	-	-	1.0-3	-	-	-	-	-	-
Deidrick Stanley	1-0	1.0	-	-	-	-	-	-	-	1.0-20	-	DNP	DNP	DNP
Tra Fluellen	1-0	1.0	1.0-18	-	-	-	-	-	-	-	-	-	-	-
Jalen Jackson	1-0	1.0	DNP	DNP	-	-	-	-	-	1.0-1	-	-	-	-
Devyn Curtis	0-2	1.0	DNP	-	0.5-3	0.5-1	-	DNP	DNP	DNP	DNP	DNP	DNP	DNP
Vincent Dinkins	0-1	0.5	-	-	0.5-3	-	-	-	-	-	DNP	-	DNP	DNP



**2021-22 Middle Tenn. Football
Fumbles Game-by-Game
All games**

Fumbles

Player	No-Lost	MU	Hokies	UTSA	CLT	Marsh	Lib	UConn	USM	WestKy	FIU	ODU	FAU
Brad Anderson	3-2	-	-	-	-	1-1	-	DNP	DNP	DNP	-	1-1	1-0
Mike DiLiello	3-1	-	-	-	DNP	-	-	-	2-1	-	-	-	1-0
Chase Cunningham	3-0	-	-	1-0	-	-	1-0	1-0	-	DNP	DNP	DNP	DNP
Bailey Hockman	2-0	1-0	1-0	-	DNP	DNP	DNP	DNP	DNP	-	DNP	DNP	DNP
Frank Peasant	2-1	-	-	-	-	-	1-1	DNP	-	-	1-0	-	-
Martell Pettaway	1-1	-	-	-	DNP	DNP	-	-	-	1-1	-	-	-
Chaton Mobley	1-1	-	-	DNP	-	-	-	-	1-1	DNP	DNP	DNP	-
Jaylin Lane	1-0	-	-	DNP	-	-	-	-	-	1-0	-	-	-
JaMichael Thompson	1-1	-	-	-	DNP	-	-	-	1-1	-	-	-	DNP

Fumbles Forced

Player	Number	MU	Hokies	UTSA	CLT	Marsh	Lib	UConn	USM	WestKy	FIU	ODU	FAU
Jordan Ferguson	3	1	-	-	-	1	-	-	1	-	-	-	-
Gregory Grate	3	-	-	1	-	1	-	-	-	-	1	-	-
Reed Blankenship	2	-	-	-	1	1	-	-	-	-	-	-	-
Deidrick Stanley	2	-	-	-	-	-	-	1	1	-	DNP	DNP	DNP
Cody Smith	2	-	-	-	1	1	-	-	-	-	-	-	-
Johnathan Butler	1	-	-	-	DNP	DNP	DNP	-	-	1	-	-	-
DQ Thomas	1	-	-	DNP	-	-	-	-	-	-	-	-	1
Jalen Jackson	1	DNP	DNP	-	-	-	-	1	-	-	-	-	-
Raquon Hartley	1	-	-	-	-	-	-	-	-	-	1	-	-
Jorden Starling	1	1	-	-	-	-	-	-	-	-	-	-	-
Marley Cook	1	1	-	DNP	DNP	-	-	-	-	-	-	-	-

Fumbles Recovered

Player	Number	MU	Hokies	UTSA	CLT	Marsh	Lib	UConn	USM	WestKy	FIU	ODU	FAU
Reed Blankenship	3	-	-	-	-	2	-	1	-	-	-	-	-
Jurriente Davis	2	1	-	-	-	1	-	-	-	-	-	-	-
Jordan Ferguson	2	1	-	-	-	-	-	-	-	-	-	-	1
Richard Kinley	1	1	-	-	-	-	-	-	-	-	-	-	-
Teldrick Ross	1	-	-	1	-	-	-	-	-	-	-	-	DNP
DQ Thomas	1	-	-	DNP	-	1	-	-	-	-	-	-	-
Decorian Patterson	1	-	-	-	-	-	-	-	-	-	1	-	-
Ja'Kerrius Wyatt	1	-	-	-	-	-	-	-	1	-	-	-	-
Ralph Mercy	1	-	-	-	-	-	-	-	-	-	1	-	-
Zaylin Wood	1	-	-	-	1	-	-	-	-	-	-	-	-
Jordan Branch	1	-	-	-	DNP	DNP	DNP	-	1	-	-	-	-



**2021-22 Middle Tenn. Football
Tackles Breakdown
All games**

All Tackles

Player	Total	Rush	Pass	Sack	KO	Punt	Int	Fumb	FF	Other
Reed Blankenship	106	0	0	10	0	0	0	0	0	96
Gregory Grate	84	0	0	1	0	0	0	0	0	83
DQ Thomas	81	0	0	15.5	0	0	0	0	0	65.5
Jurriente Davis	68	0	0	5.5	0	0	0	0	0	62.5
Jordan Ferguson	55	0	0	15.5	0	0	0	0	0	39.5
Teldrick Ross	45	0	0	2	0	0	0	0	0	43
Johnathan Butler	39	0	0	1.5	0	0	0	0	0	37.5
Quincy Riley	30	0	0	4.5	0	0	0	0	0	25.5
Richard Kinley	30	0	0	3.5	0	0	0	0	0	26.5
Raquon Hartley	27	0	0	2.5	0	0	0	0	0	24.5
Zaylin Wood	26	0	0	4	0	0	0	0	0	22
Cody Smith	26	0	0	1.5	0	0	0	0	0	24.5
Tra Fluellen	24	0	0	1	0	0	0	0	0	23
Decorian Patterson	22	0	0	0	0	0	0	0	0	22
Ja'Kerrius Wyatt	19	0	0	1.5	0	0	0	0	0	17.5
Jorden Starling	19	0	0	2	0	0	0	0	0	17
Jordan Branch	15	0	0	3.5	0	0	0	0	0	11.5
Jalen Jackson	15	0	0	1	0	0	0	0	0	14
Marley Cook	14	0	0	3.5	0	0	0	0	0	10.5
Deidrick Stanley	11	0	0	1	0	0	0	0	0	10
Devyn Curtis	10	0	0	1	0	0	0	0	0	9
Ralph Mency	8	0	0	0	0	0	0	0	0	8
Jalen Davis	7	0	0	0	0	0	0	0	0	7
Yusuf Ali	6	0	0	0	0	0	0	0	0	6
James Shellman	6	0	0	0	0	0	0	0	0	6
Frank Peasant	5	0	0	0	0	0	0	0	0	5
Deonte Stanley	5	0	0	0	0	0	0	0	0	5
Wayne Parks	5	0	0	0	0	0	0	0	0	5
Marcus LaFrance	4	0	0	0	0	0	0	0	0	4
JR Bivens	4	0	0	0	0	0	0	0	0	4
Andrew Leak	3	0	0	0	0	0	0	0	0	3
Raheme Fuller	3	0	0	0	0	0	0	0	0	3
Chaton Mobley	3	0	0	0	0	0	0	0	0	3
Jaylin Lane	3	0	0	0	0	0	0	0	0	3
Vincent Dinkins	3	0	0	0.5	0	0	0	0	0	2.5
Drew Francis	2	0	0	0	0	0	0	0	0	2
DJ England-Chisolm	2	0	0	0	0	0	0	0	0	2
Brody Butler	1	0	0	0	0	0	0	0	0	1
Jashawn Sheffield	1	0	0	0	0	0	0	0	0	1
Bailey Hockman	1	0	0	0	0	0	0	0	0	1
Amir Rasul	1	0	0	0	0	0	0	0	0	1
Juju Williams	1	0	0	0	0	0	0	0	0	1
Elijah Metcalf	1	0	0	0	0	0	0	0	0	1
Scott Payne	1	0	0	0	0	0	0	0	0	1
Total	842	0	0	82	0	0	0	0	0	760



**2021-22 Middle Tenn. Football
Games Played
All games**

##	Player	GP-GS	MU	Hokies	UTSA	CLT	Marsh	Lib	UConn	USM	WestKy	FIU	ODU	FAU
0	Richard Kinley	12/12	START	START	START	START	START	START	START	START	START	START	START	START
1	Gregory Grate	12/12	START	START	START	START	START	START	START	START	START	START	START	START
2	Izaiah Gathings	11/4	...	XXX	START	START	START	START	XXX	XXX	XXX	XXX	XXX	XXX
3	Quincy Riley	8/6	XXX	START	XXX	START	START	START	START	START
4	Johnathan Butler	9/7	START	START	START	XXX	START	START	START	XXX	START
5	Deonte Stanley	11/0	XXX	XXX	XXX	XXX	XXX	...	XXX	XXX	XXX	XXX	XXX	XXX
6	Jimmy Marshall	12/10	XXX	XXX	START	START	START	START	START	START	START	START	START	START
7	DJ England-Chisolm	12/5	START	START	START	START	START	XXX	XXX	XXX	XXX	XXX	XXX	XXX
7	Zeke Rankin	12/0	XXX	XXX	XXX	XXX	XXX	XXX	XXX	XXX	XXX	XXX	XXX	XXX
8	Devyn Curtis	4/1	...	XXX	XXX	START	XXX
9	Jarrin Pierce	12/12	START	START	START	START	START	START	START	START	START	START	START	START
10	Bailey Hockman	4/3	START	START	START	XXX
10	Jurriente Davis	12/12	START	START	START	START	START	START	START	START	START	START	START	START
11	Brad Anderson	9/1	XXX	XXX	XXX	XXX	START	XXX	XXX	XXX	XXX
11	Stone Frost	1/0	XXX
12	Reed Blankenship	12/12	START	START	START	START	START	START	START	START	START	START	START	START
12	Mike DiLiello	11/0	XXX	XXX	XXX	...	XXX	XXX	XXX	XXX	XXX	XXX	XXX	XXX
13	Kyle Ulbrich	12/0	XXX	XXX	XXX	XXX	XXX	XXX	XXX	XXX	XXX	XXX	XXX	XXX
13	Javonte Sherman	1/0	XXX
15	Raheme Fuller	12/0	XXX	XXX	XXX	XXX	XXX	XXX	XXX	XXX	XXX	XXX	XXX	XXX
15	Hayden Neighbors	0/0
16	Chase Cunningham	8/5	XXX	XXX	XXX	START	START	START	START	START
16	Kyle Kee	0/0
17	Tra Fluellen	12/0	XXX	XXX	XXX	XXX	XXX	XXX	XXX	XXX	XXX	XXX	XXX	XXX
18	Nicholas Vattiato	5/4	XXX	START	START	START	START
19	Teldrick Ross	11/8	START	START	START	START	START	START	START	XXX	XXX	XXX	START	...
19	Jonathan Haynes	1/0	XXX
20	DQ Thomas	11/9	START	START	...	XXX	START	START	START	XXX	START	START	START	START
21	Will Gilchrist	11/1	...	START	XXX	XXX	XXX	XXX	XXX	XXX	XXX	XXX	XXX	XXX
22	Micaleus Elder	4/0	XXX	XXX	XXX	XXX
23	Jalen Jackson	10/6	XXX	XXX	START	START	XXX	START	START	START	XXX	START
23	Jalen Montgomery	2/0	XXX	XXX
24	Scott Payne	12/0	XXX	XXX	XXX	XXX	XXX	XXX	XXX	XXX	XXX	XXX	XXX	XXX
24	Terry Wilkins	1/0	XXX
25	Bryce Bailey	3/0	XXX	XXX	...	XXX
25	Jashawn Sheffield	6/0	XXX	XXX	XXX	XXX	XXX	XXX
26	Wayne Parks	9/0	XXX	XXX	XXX	XXX	XXX	XXX	XXX	XXX	XXX	...
27	Jai'Brian Bouye	0/0
28	Deidrick Stanley	9/1	XXX	XXX	XXX	XXX	XXX	XXX	XXX	XXX	START
29	Marcus LaFrance	4/0	XXX	XXX	XXX	XXX
30	Marvae Myers-Glover	0/0
30	Jakobe Thomas	1/0	XXX
31	Davon Martin	6/0	XXX	XXX	XXX	XXX	XXX	XXX
32	Martell Pettaway	10/4	XXX	XXX	XXX	XXX	XXX	START	START	XXX	START	START
33	Decorian Patterson	12/4	START	START	START	XXX	XXX	XXX	START	XXX	XXX	XXX	XXX	XXX
34	Amir Rasul	8/4	START	START	START	START	XXX	XXX	XXX	XXX
35	Jalen Davis	12/0	XXX	XXX	XXX	XXX	XXX	XXX	XXX	XXX	XXX	XXX	XXX	XXX
35	Tyler Sweet	2/0	XXX	XXX
36	Frank Peasant	11/1	XXX	XXX	XXX	XXX	XXX	XXX	...	XXX	XXX	START	XXX	XXX
37	James Shellman	10/0	XXX	XXX	XXX	...	XXX	XXX	...	XXX	XXX	XXX	XXX	XXX
38	ZaBrien Harden	0/0
38	Miles Tillman	1/0	XXX
39	Terrell Pack	0/0
40	Drew Francis	11/0	XXX	XXX	XXX	XXX	XXX	XXX	XXX	XXX	XXX	XXX	...	XXX
41	Raquon Hartley	12/2	XXX	XXX	START	XXX	START	XXX	XXX	XXX	XXX	XXX	XXX	XXX
42	Cody Smith	12/4	XXX	XXX	XXX	START	XXX	START	START	XXX	XXX	XXX	START	XXX
43	Parker Hughes	3/0	XXX	XXX	XXX
44	Chaton Mobley	8/2	XXX	XXX	...	XXX	XXX	START	START	XXX	XXX
45	Joeseeph Sewell	2/1	START	XXX
46	Andrew Leak	12/0	XXX	XXX	XXX	XXX	XXX	XXX	XXX	XXX	XXX	XXX	XXX	XXX



**2021-22 Middle Tenn. Football
Games Played
All games**

##	Player	GP-GS	MU	Hokies	UTSA	CLT	Marsh	Lib	UConn	USM	WestKy	FIU	ODU	FAU
47	Jacob Mahoney	4/0	XXX	XXX	XXX	XXX
48	Alex Ustry	2/0	XXX	XXX
49	Jorden Starling	12/1	XXX	XXX	XXX	START	XXX	XXX	XXX	XXX	XXX	XXX	XXX	XXX
50	Aran Mohamad-Ali	1/0	XXX
52	Juju Williams	6/0	XXX	XXX	XXX	XXX	XXX	XXX
53	Lance Robinson	12/11	START	START	START	XXX	START	START	START	START	START	START	START	START
54	Jacob King	2/0	XXX	XXX
55	Jahlil Ryles	7/3	XXX	XXX	XXX	XXX	START	START	START
55	Joseph Honeysucker	0/0
56	Adam Derry	1/0	XXX
57	Marley Cook	10/2	XXX	XXX	XXX	START	XXX	XXX	START	XXX	XXX	XXX
61	J'Shun Bodiford	2/0	XXX	XXX
62	Jordan Palmer	12/12	START	START	START	START	START	START	START	START	START	START	START	START
63	Wilson Kelly	4/0	XXX	XXX	XXX	...	XXX
64	Jacqui Graham	10/4	XXX	...	XXX	START	START	START	XXX	...	XXX	XXX	XXX	START
65	Marcus Greer	12/0	XXX	XXX	XXX	XXX	XXX	XXX	XXX	XXX	XXX	XXX	XXX	XXX
66	Alex Jones	3/0	XXX	XXX	XXX
67	Karter Johnson	1/0	XXX
68	Carson Garrison	0/0
69	Brody Butler	12/0	XXX	XXX	XXX	XXX	XXX	XXX	XXX	XXX	XXX	XXX	XXX	XXX
70	Tyler Falvey	11/0	XXX	XXX	...	XXX	XXX	XXX	XXX	XXX	XXX	XXX	XXX	XXX
71	Conner Griffin	2/0	XXX	...	XXX
72	Netori Johnson	11/11	START	START	START	START	START	START	START	START	START	START	START	...
74	Steven Losoya	12/10	START	START	START	START	XXX	XXX	START	START	START	START	START	START
75	Jamari Williams	4/0	XXX	XXX	XXX	...	XXX
77	Eric Magwood	7/1	XXX	XXX	XXX	XXX	XXX	XXX	START
78	Dorian Hinton	9/8	START	START	START	START	START	START	XXX	START	START	...
80	Luke Bolger	2/0	XXX	XXX
81	CJ Windham	11/7	START	START	...	XXX	XXX	XXX	START	XXX	START	START	START	START
82	Taharin Sudderth	1/0	XXX
83	Jaylin Lane	11/7	XXX	XXX	...	XXX	XXX	START	START	START	START	START	START	START
84	Elijah Metcalf	4/0	XXX	XXX	...	XXX	XXX
85	Landon Burrell	1/0	XXX
86	JaMichael Thompson	10/0	XXX	XXX	XXX	...	XXX	XXX	XXX	XXX	XXX	XXX	XXX	...
87	Marquel Tinsley	7/0	XXX	XXX	XXX	XXX	XXX	XXX	XXX	...
88	Ja'Kerrius Wyatt	12/6	XXX	XXX	XXX	XXX	START	XXX	START	START	XXX	START	START	START
89	Yusuf Ali	10/1	XXX	XXX	XXX	XXX	XXX	START	XXX	XXX	XXX	XXX
91	Jordan Ferguson	12/12	START	START	START	START	START	START	START	START	START	START	START	START
92	Damonte Smith	0/0
93	Vincent Dinkins	9/0	XXX	XXX	XXX	XXX	XXX	XXX	XXX	XXX	...	XXX
94	Ralph Mercy	12/0	XXX	XXX	XXX	XXX	XXX	XXX	XXX	XXX	XXX	XXX	XXX	XXX
95	Tyrece Edwards	3/0	XXX	XXX	XXX
96	Zaylin Wood	12/11	START	START	START	START	START	START	START	START	XXX	START	START	START
97	Quindarius Dunnigan	0/0
98	JR Bivens	4/0	XXX	XXX	XXX	XXX
99	Jordan Branch	9/3	START	START	START	XXX	XXX	XXX	XXX	XXX	XXX

NCAA Statistics

Middle Tenn. - 2021-22 Football Ranking Summary thru games 12/04/2021

Statistic	National Rank	Conference Rank	Value	National Leader	Value	Conference Leader	Value
3rd Down Conversion Pct (130 ranked)	126	13	0.304	Coastal Carolina	0.541	Western Ky.	0.453
3rd Down Conversion Pct Defense (129 ranked)	53	6	0.374	Houston	0.256	Fla. Atlantic	0.318
4th Down Conversion Pct (130 ranked)	88	9	0.452	Northern Ill.	0.846	UTEP	0.727
4th Down Conversion Pct Defense (130 ranked)	54	6	0.500	Pittsburgh	0.182	Louisiana Tech Old Dominion	0.400 0.400
Blocked Kicks (64 ranked)	9	2	4	Cincinnati Houston Old Dominion	6 6 6	Old Dominion	6
Blocked Kicks Allowed (129 ranked)	31	2	1	30 teams tied	0	North Texas	0
Blocked Punts (32 ranked)	17	2	2	6 teams tied	4	Old Dominion	4
Blocked Punts Allowed (129 ranked)	1	1	0	63 teams tied	0	8 teams tied	0
Completion Percentage (130 ranked)	38	4	0.645	Mississippi St.	0.747	Western Ky.	0.686
Defensive TDs (58 ranked)	1	1	6	Middle Tenn. Nevada Ohio St.	6 6 6	Middle Tenn.	6
Fewest Penalties (130 ranked)	81	5	79	Eastern Mich.	41	UTSA	62
Fewest Penalties Per Game (130 ranked)	85	5	6.58	Eastern Mich.	3.42	UTSA	4.77
Fewest Penalty Yards (130 ranked)	79	6	700	Eastern Mich.	366	Louisiana Tech	625
Fewest Penalty Yards Per Game (130 ranked)	85	7	58.33	Eastern Mich.	30.50	UTSA	48.69
First Downs Defense (130 ranked)	55	7	241	Wisconsin	156	Southern Miss.	197
First Downs Offense (130 ranked)	95	10	232	Western Ky.	357	Western Ky.	357
Fumbles Lost (130 ranked)	96	7	8	Missouri Nevada	1 1	North Texas	4
Fumbles Recovered (125 ranked)	1	1	15	Middle Tenn.	15	Middle Tenn.	15
Kickoff Return Defense (130 ranked)	30	2	18.62	Michigan	12.08	Western Ky.	16.67
Kickoff Returns (130 ranked)	65	10	20.73	NC State	30.67	UTSA	24.75
Net Punting (130 ranked)	62	6	39.29	Rutgers	45.34	UTSA	42.93
Passes Had Intercepted (129 ranked)	90	5	12	Toledo	2	UTSA	5
Passes Intercepted (130 ranked)	5	2	16	Iowa	24	Western Ky.	19
Passing Offense (130 ranked)	65	9	235.3	Western Ky.	436.5	Western Ky.	436.5
Passing Yards Allowed (130 ranked)	84	6	238.6	Washington	143.3	Marshall	199.2
Passing Yards per Completion (130 ranked)	119	14	10.38	Army West Point	21.91	UTEP	15.90
Punt Return Defense (130 ranked)	108	10	10.76	Coastal Carolina	0.00	Charlotte	2.75
Punt Returns (130 ranked)	4	1	17.24	Central Mich.	20.25	Middle Tenn.	17.24
Red Zone Defense (130 ranked)	99	11	0.872	Georgia	0.600	Southern Miss.	0.703
Red Zone Offense (130 ranked)	78	6	0.825	Oklahoma	0.964	Western Ky.	0.914
Rushing Defense (130 ranked)	32	4	128.2	Wisconsin	65.2	UAB	104.2
Rushing Offense (130 ranked)	106	11	120.8	Air Force	340.8	North Texas	245.2
Sacks Allowed (130 ranked)	55	6	2.08	Army West Point	0.55	Western Ky.	1.23
Scoring Defense (130 ranked)	64	6	25.8	Georgia	9.5	Marshall	22.8
Scoring Offense (130 ranked)	54	4	29.8	Ohio St.	45.5	Western Ky.	43.1
Tackles for Loss Allowed (130 ranked)	67	8	5.75	Michigan	2.08	Western Ky.	3.54
Team Passing Efficiency (130 ranked)	72	8	135.31	Coastal Carolina	190.63	Western Ky.	166.28
Team Passing Efficiency Defense (130 ranked)	27	3	120.97	Cincinnati	100.47	Marshall	115.23
Team Sacks (129 ranked)	48	4	2.58	Oklahoma St.	4.23	Marshall	3.17
Team Tackles for Loss (130 ranked)	22	1	6.8	Oklahoma St.	8.5	Middle Tenn.	6.8
Time of Possession (130 ranked)	64	9	29:56	Army West Point	36:46	Rice	33:17
Total Defense (130 ranked)	54	5	366.8	Wisconsin	240.8	UAB	323.3
Total Offense (130 ranked)	99	13	356.2	Ohio St.	551.4	Western Ky.	528.0
Turnover Margin (130 ranked)	6	2	0.92	Nevada	1.33	UTSA	1.00
Turnovers Gained (129 ranked)	1	1	31	Middle Tenn.	31	Middle Tenn.	31
Turnovers Lost (130 ranked)	95	6	20	Toledo	6	UTSA	12
Winning Percentage (127 ranked)	63	6	0.500	Cincinnati	1.000	UTSA	0.923

Statistic	Player	National Rank	Conference Rank	Value	National Leader	Value	Conference Leader	Value
All Purpose (200 ranked)	Jaylin Lane	108	11	91.09	Lew Nichols, Central Mich.	167.50	Rasheen Ali, Marshall	139.58
Blocked Kicks (2 ranked)					Mannie Nunnery, Houston	3	Grayson Cash, UAB TJ Johnson, Marshall Dion Novil, North Texas	2 2 2
Combined Kick Returns (199 ranked)	Jaylin Lane	31	4	533	Alan Lamar, Arkansas St.	1,333	Camron Harrell, Southern Miss.	662
Completion Percentage (112 ranked)					Will Rogers, Mississippi St.	0.751	Bailey Zappe, Western Ky.	0.690
Completions Per Game (100 ranked)					Will Rogers, Mississippi St.	39.42	Bailey Zappe, Western Ky.	34.23
Field Goal Percentage (112 ranked)	Zeke Rankin	66	7	0.750	Zack Long, Tulsa Nate Needham, Bowling Green Chandler Staton, App State	0.950 0.950 0.950	Ethan Mooney, North Texas	0.846
Field Goals Per Game (135 ranked)	Zeke Rankin	101	9	0.75	Jonah Dalmás, Boise St.	2.17	Hunter Duplessis, UTSA	1.77
Forced Fumbles (29 ranked)	Jordan Ferguson Gregory Grate	29 29	3 3	0.25 0.25	Felix Anudike-Uzomah, Kansas St.	0.50	Santrell Latham, Southern Miss.	0.36
Fumbles Recovered (21 ranked)	Reed Blankenship Jurriente Davis Jordan Ferguson	3 21 21	1 7 7	3 2 2	Jordan Lee, Nevada	5	6 players tied	3
Interceptions Per Game (135 ranked)	Gregory Grate DQ Thomas	54 135	4 16	0.2 0.2	Verone McKinley III, Oregon	0.5	Naeem Smith, Rice	0.3
Kickoff Return TDs (11 ranked)					Brian Battie, South Fla.	3	5 players tied	1
Kickoff Returns (62 ranked)					Lideatrick Griffin, Mississippi St.	35.0	LaMareon James, Old Dominion	26.3
Passes Defended (15 ranked)					Ja'Quan McMillian, East Carolina	1.8		
Passing Efficiency (112 ranked)					Grayson McCall, Coastal Carolina	207.9	Bailey Zappe, Western Ky.	166.8
Passing TDs (159 ranked)	Chase Cunningham Nicholas Vattiato Bailey Hockman	61 145 159	7 15 18	16 5 4	Bailey Zappe, Western Ky.	56	Bailey Zappe, Western Ky.	56
Passing Yards (130 ranked)	Chase Cunningham	112	13	1,318	Bailey Zappe, Western Ky.	5,570	Bailey Zappe, Western Ky.	5,570
Passing Yards Per Game (130 ranked)	Mike DiLiello	129	12	23.7	Bailey Zappe, Western Ky.	428.5	Bailey Zappe, Western Ky.	428.5
Passing Yards per Completion (112 ranked)					Grayson McCall, Coastal Carolina	16.61	Max Bortenschlager, FIU	16.49
Points Responsible For (199 ranked)					Bailey Zappe, Western Ky.	358	Bailey Zappe, Western Ky.	358
Points Responsible For Per Game (200 ranked)					Bailey Zappe, Western Ky.	27.5	Bailey Zappe, Western Ky.	27.5
Punt Return TDs (5 ranked)	Tra Fluellen Jaylin Lane	5 5	1 1	1 1	4 players tied	2	6 players tied	1
Punt Returns (41 ranked)	Jaylin Lane	1	1	16.9	Jaylin Lane, Middle Tenn.	16.9	Jaylin Lane, Middle Tenn.	16.9
Punting (91 ranked)	Kyle Ulbrich	26	3	44.5	Matt Araiza, San Diego St.	51.4	Tommy Heatherly, FIU	46.8
Receiving TDs (162 ranked)	Jimmy Marshall Jarrin Pierce Jaylin Lane	71 108 162	10 18 23	6 5 4	Jordan Addison, Pittsburgh	17	Jerreth Sterns, Western Ky.	14
Receiving Yards (200 ranked)					Jerreth Sterns, Western Ky.	1,704	Jerreth Sterns, Western Ky.	1,704
Receiving Yards Per Game (200 ranked)	Yusuf Ali	196	27	43.3	Jerreth Sterns, Western Ky.	131.1	Jerreth Sterns, Western Ky.	131.1
Receptions Per Game (200 ranked)	Jimmy Marshall Yusuf Ali Jaylin Lane	147 170 193	19 22 25	3.8 3.6 3.4	Jerreth Sterns, Western Ky.	10.5	Jerreth Sterns, Western Ky.	10.5
Rush Yards Per Carry (151 ranked)					Braelon Allen, Wisconsin	7.06	DeWayne McBride, UAB	6.75
Rushing TDs (198 ranked)	Mike DiLiello	151	16	5	5 players tied	20	Rasheen Ali, Marshall	20
Rushing Yards (200 ranked)					Lew Nichols, Central Mich.	1,710	Sincere McCormick, UTSA	1,479
Rushing Yards Per Game (200 ranked)					Lew Nichols, Central Mich.	142.5	Sincere McCormick, UTSA	113.8
Sacks (146 ranked)	Jordan Ferguson DQ Thomas	36 137	2 12	0.67 0.45	Andre Carter II, Army West Point	1.32	Clarence Hicks, UTSA	0.77
Scoring (191 ranked)	Zeke Rankin	158	16	5.6	Breece Hall, Iowa St.	11.5	Rasheen Ali, Marshall	11.0
Solo Tackles (29 ranked)	Reed Blankenship	7	1	5.9	Chris Bergin, Northwestern	7.0	Reed Blankenship, Middle Tenn.	5.9
Tackles For Loss (23 ranked)	DQ Thomas Jordan Ferguson	12 16	1 2	1.4 1.3	Will Anderson Jr., Alabama	2.5	DQ Thomas, Middle Tenn.	1.4
Total Interceptions (33 ranked)	Quincy Riley Gregory Grate	2 33	1 3	5 3	Verone McKinley III, Oregon	6	Quincy Riley, Middle Tenn.	5
Total Offense (200 ranked)					Bailey Zappe, Western Ky.	430.2	Bailey Zappe, Western Ky.	430.2
Total Points Scored (147 ranked)	Zeke Rankin	142	15	67	Breece Hall, Iowa St.	138	Rasheen Ali, Marshall	132
Total Tackles (494 ranked)	Reed Blankenship DQ Thomas Gregory Grate Jurriente Davis Jordan Ferguson	28 97 132 282 494	2 13 16 33 53	8.8 7.4 7.0 5.7 4.6	Chris Bergin, Northwestern	11.8	KD Davis, North Texas	8.9
Total Touchdowns (132 ranked)					Breece Hall, Iowa St.	23	Rasheen Ali, Marshall	22
Yards per Pass Attempt (112 ranked)					Grayson McCall, Coastal Carolina	12.12	Dylan Hopkins, UAB	9.83
Yards per Reception (200 ranked)					Trea Shropshire, UAB	27.28	Trea Shropshire, UAB	27.28