


MIDDLE TENNESSEE STATE UNIVERSITY

# BLUE RAIDERS




*1995  
Football  
Media  
Guide*




# Blue Raiders in the Pros

There have been several former MTSU players to perform in the major leagues of professional football, in addition to the five on active rosters in 1994 (see inside front cover). At lower right is a complete listing of all ex-Blue Raiders who have played at least one full season in either the National Football League or the Canadian Football League.



**Dwight Stone, RB-WR**

Pittsburgh Steelers, 1987-94  
Charlotte Panthers, 1995-



**Marty Carter, DB**

Tampa Bay Buccaneers, 1991-94  
Chicago Bears, 1995-


Player	Pos	Team(s)	Years
Tony Burse	FB	Seattle Seahawks	'87-88
		Miami Dolphins	'88
Mike Caldwell	LB	Cleveland Browns	'93-
Joe Campbell	RB	Houston Oilers	'92-
		Hamilton Tiger-Cats	'94-
Marty Carter	DB	Tampa Bay Buccaneers	'91-94
		Chicago Bears	'95-
Bill Cherry	C	Green Bay Packers	'86-88
Don Griffin	DB	San Francisco 49ers	'86-
		Cleveland Browns	'94-
James Griffin	DB	Cincinnati Bengals	'83-85
		Detroit Lions	'86-89
David Little	TE	Kansas City Chiefs	'84
		Philadelphia Eagles	'85-90
Steve McAdoo	OT	Shreveport Pirates	'94-
Ray Oldham	DB	Baltimore Colts	'73-77
		Pittsburgh Steelers	'78
		New York Giants	'79
		Detroit Lions	'80-82
Jamie Redmond	DB	Sacramento Gold Miners	'94-
Dwight Stone	WR	Pittsburgh Steelers	'87-94
		Charlotte Panthers	'95-
Kenny Tippins	LB	Dallas Cowboys	'89
		Atlanta Falcons	'90-

## Memo To: Media Covering MTSU Football

**From: Ed Given, Sports Information Director**

**Re: Media Services**

**Date: Fall, 1995**



Here is your copy of the 1995 Blue Raider Football Media guide, which we trust will be helpful to you in your coverage of the MTSU football program this season. Please direct all requests for credentials, scouting passes, information or photographs concerning Blue Raider football to Ed Given, Sports Information Director, MTSU Box 20, Murfreesboro, Tennessee 37132 (Phone: 615-898-2450).

### **Credentials**

All credentials, including scouting passes, should be requested well in advance from Sports Information Director Ed Given. No credentials will be mailed unless you specifically request such service -- your credentials can be picked up at the media gate (located behind the north end zone, adjacent to the score-board) as you come to the stadium on game day. Parking space can be reserved with a request received by MTSU's Sports Information Office by 4:30 p.m. (Central Time) on the Thursday prior to the game. With advance reservations, your name will be placed on a list with the parking attendant at the entrance to the Greenland Drive parking lot. Identify yourself to the attendant and you will be admitted to the media parking area. Access to the press box will be granted only to authorized persons with press box tickets for that specific game. Each ticket will carry a seat or booth assignment and will entitle the authorized bearer to the full courtesies and complete services of the press box. Spouses, dates, children, and other non-workers are not permitted in the working media areas.

### **Photographers**

Photographers wishing admittance to the press box will need a press box ticket. Sideline passes will be issued to authorized personnel representing news media on the field and must be displayed at all times. No free-lance photographers will be admitted to the sidelines unless they can present, in advance, a written assignment from a certified news outlet.

### **Radio**

Radio broadcast permission must be obtained, in advance, along with press box reservations, from Sports Information Director Ed Given. One broadcast line will be available free of charge to visiting schools with whom MTSU has reciprocal (courtesy/trade-out) agreements. Arrangements for any additional broadcast loops should be made well in advance with South Central Bell Telephone Company (615-557-6000).

### **Fax/Telephones**

The University will have a fax machine and several telephones available for your convenience. However, if you plan to file copy and/or stats via the fax machine, it will be necessary to notify the Sports Information Office **in advance** to assure its being available. It will be available to visiting media personnel on a first-come, first-served basis.

### **Press Box Services**

The Sports Information Office will furnish programs, pre-game notes, updated season statistics and other information prior to the game. Game service will include play-by-play, halftime and final statistics for both teams and individuals. Coffee, soft drinks and other refreshments will be available for working media personnel. If you need copy or stats faxed for you by our press box crew, please provide us with a list of telephone numbers prior to game time.

### **Releases via Fax-on-Demand**

Releases concerning MTSU football are available 24 hours a day via Info Connection on your fax machine. Using the handset on your fax, dial (404) 399-3066. When asked for the Conference passcode, dial 68. The four-digit codes to be dialed in for the reports you may wish are as follows: Weekly Release (up-dated on Mondays), 1410; Statistics/Results, 1411; Depth Chart/Probable Starters, 1412; and Numerical Roster/Schedule, 1413. By using these codes and following the voice instructions from Info Connection, you can readily obtain the latest news on the Blue Raiders.

# 1995 Blue Raider Schedule

Date	Opponent	Site	Time (Central)	Series Record
Sept. 2	*Tennessee State	Murfreesboro, Tenn.	6:00 P.M.	MTSU: 8-7-0
Sept. 9	Georgia Southern	Atlanta, Ga.	2:30 p.m.	GSU: 4-6-0
Sept. 16	*Morehead State	Morehead, Ky.	6:00 p.m.	MTSU: 36-8-1
Sept. 23	*Murray State	Murfreesboro, Tenn.	7:00 p.m.	MTSU: 35-27-3
Sept. 30	UAB	Murfreesboro, Tenn.	7:00 p.m.	First Meeting
Oct. 7	*Austin Peay	Clarksville, Tenn.	2:00 p.m.	MTSU: 35-12-2
Oct. 14	*Eastern Kentucky	Richmond, Ky.	6:00 p.m.	EKU: 25-19-0
Oct. 21	*SE Missouri	Murfreesboro, Tenn.	2:00 p.m.	MTSU: 6-0-0
Oct. 28	Open Date			
Nov. 4	*UT-Martin (Homecoming)	Murfreesboro, Tenn.	1:30 p.m.	MTSU: 15-7-0
Nov. 11	*Tennessee Tech (Totem Bowl)	Cookeville, Tenn.	1:00 p.m.	MTSU: 32-31-7
Nov. 18	Texas A&M	College Station, Texas	1:00 p.m.	First Meeting

\*Ohio Valley Conference game

# 1994 Results

Date	Opponent	Score	Attendance
Sept. 3	*at Tennessee State	W 45-10	15,511
Sept. 10	at James Madison	L 22-24	10,500
Sept. 24	*at Murray State	W 23-21	1,956
Oct. 1	*Eastern Kentucky	L 27-28	14,600
Oct. 8	*UT-Martin (HC)	W 38-7	13,000
Oct. 15	*Morehead State	W 63-6	6,500
Oct. 22	*at SE Missouri	W 38-14	9,023
Oct. 29	Jacksonville State	W 45-37	8,000
Nov. 5	*at Austin Peay	W 28-3	2,891
Nov. 12	Illinois State	T 27-27	5,000
Nov. 19	*Tennessee Tech	W 31-3	12,500
NCAA Division I-AA Playoffs			
Nov. 26	at Marshall	L 14-49	17,349

\*Ohio Valley Conference game

Attendance Summary: Home - 59,600 (9,933 Avg); Road - 57,230 (9,538 Avg);  
Total - 116,830 (9,736 Avg)

Middle Tennessee State University is one of 46 institutions in the Tennessee Board of Regents system, the seventh largest system of higher education in the nation. The Tennessee Board of Regents is the governing board for this system which comprises six universities, fourteen community colleges, and twenty-six area technology centers. The TBR system enrolls more than eighty percent of all Tennessee students attending public institutions of higher education.



MTSU is an equal opportunity, non-racially identifiable, educational institution that does not discriminate against individuals with disabilities.

# Quick Facts

**Location:** Murfreesboro, Tenn. 37132  
**Founded:** 1911  
**Enrollment:** 17,383  
**President:** Dr. James E. Walker  
**Athletic Director:** Lee Fowler  
**Colors:** Blue and White  
**Conference:** Ohio Valley Conference  
 NCAA Division I-AA  
**Stadium:** Johnny (Red) Floyd (15,000)  
**Field:** Horace Jones (AstroTurf)  
**Head Coach:** James (Boots) Donnelly  
**Alma Mater:** MTSU '65  
**Collegiate Record:** 18 yrs., 132-74-1  
**MTSU Record:** 16 yrs., 118-67-1  
**Office Phone:** (615) 898-2570  
**Best Time to Call:** Mornings

## Assistant Coaches:

Tom Fiveash (MTSU '65)  
*Offensive Coordinator*

Todd Tanney (Florida '83)  
*Defensive Coordinator*

Ray Barnes (Memphis St. '67)  
*Defensive Line*

Billy D'Ottavio (Millersville '86)  
*Defensive Secondary*

Matt Riley (MTSU '88)  
*Strength and Conditioning*

Eric Roark (Oklahoma St. '83)  
*Receivers*

Alex Robins (Maryville '69)  
*Quarterbacks*

Floyd Walker (MTSU '89)  
*Running Backs*

**Trainer:** George Camp

**SID:** Ed Given

**Office:** (615) 898-2450

**Home:** (615) 895-0827

**1994 Record:** 8-3-1 Overall  
7-1-0 OVC (2nd)

**Lettermen Returning/Lost:** 37/18

**Starters Returning/Lost:** 9/15

# Contents

## General Information

	Page
Media Information .....	1
1995 Schedule .....	2
1994 Results .....	2
Quick Facts .....	2
Athletic Staff Directory .....	3
Middle Tennessee .....	4-5
The University .....	6-7
1995 Outlook .....	8-9
Media Outlets .....	10
Blue Raider Nickname .....	10
Stadium/Field Information .....	10

## Personnel

President .....	11
Athletic Director .....	11
Head Coach .....	12-14
National Poll .....	15
Assistant Coaches .....	16-17
"Walk-Ons" .....	18
Player Sketches .....	19-24
Depth Chart .....	25
Pronunciation Guide .....	25
Numerical Roster .....	26-27
Alphabetical Roster .....	27
Incoming Players .....	28
Managers .....	28
Trainer .....	28

## Opponents

Opponents Quick Facts .....	29-39
Series, '95 Opponents .....	40
Series Records, All Opponents .....	41
MTSU vs. Divisions .....	41
MTSU vs. Conferences .....	41

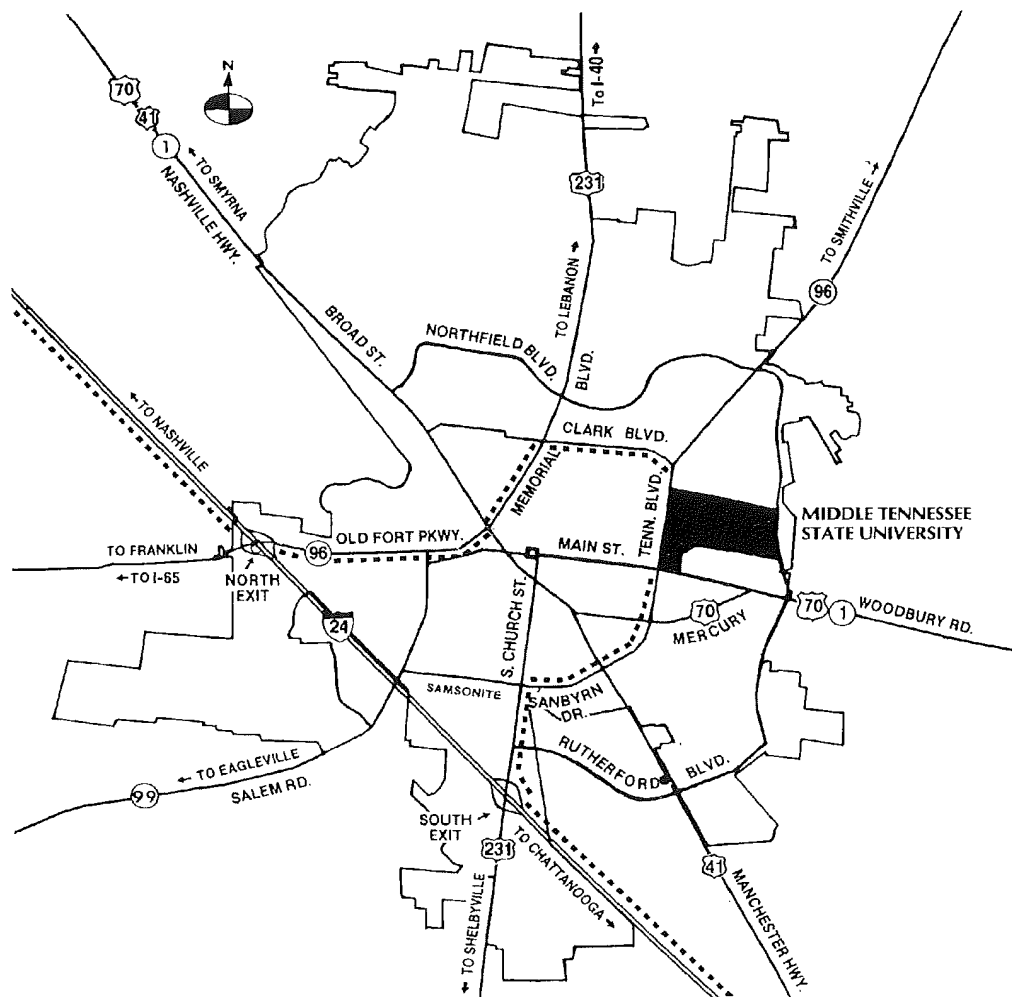
## History

Bowl Appearances .....	42
Ray Neal Award .....	42
Playoff Appearances .....	43-45
All-Time I-AA Leaders .....	46
All-Time OVC Standings .....	46
All-Americans .....	47
OVC Players of the Year .....	48
All-OVC Players .....	49
Teddy Morris .....	50
Milestones .....	50
Longest Strings .....	50
Coaching Records .....	51
OVC Championships .....	51
Lettermen (Since 1925) .....	52-54
Scores (Year-by-Year) .....	55-57
Records .....	58-61
1,000-Yarders .....	61
Annual Statistical Leaders .....	62-63
Statistical Top 10, Game .....	64
Statistical Top 10, Season .....	65
Statistical Top 10, Career .....	66
Top Games, Rushing/Passing .....	67
1994 Stats .....	68-71
Blue Raider Network .....	71
Did You Know . . . ? .....	72

# Athletic Staff Directory

Position - Name	Telephone(Area 615)	
	Office	Home
Athletic Director - Lee Fowler .....	898-2450	893-6382
Secretary - Cindy Hughes .....	898-2450	
Baseball Coach - Steve Peterson .....	898-2120	896-4490
Assistant - Jim McGuire .....	898-2120	896-5312
Assistant - Buddy Custer .....	898-2120	849-9658
Basketball Coach (Men) - David Farrar .....	898-2120	
Assistant - Lonnie Thompson .....	898-2120	895-9965
Assistant - Paul Peck .....	898-2120	890-0800
Assistant - Chris Starks .....	898-2120	848-1410
Basketball Coach (Women) - Lewis Bivens .....	898-2450	896-5704
Assistant - Stephany Smith .....	898-2450	
Assistant - Altherias Warmley .....	898-2450	
Blue Raider Ath. Assoc. Exec. Dir. - Larry Counts .....	898-2450	896-1532
Dir., Promotions/Marketing - Chip Walters .....	898-2450	385-4513
Coordinator, Ath. Advisement - Jeanne Massaquoi .....	898-5581	
Ath. Advisement Assistant - Wynnifred Counts .....	898-5581	
Facilities Manager - David Gray .....	898-2572	893-8124
Secretary - Joann Goodman .....	898-2572	
Faculty Chmn., Athletic Comm. - Faye Johnson .....	898-5700	
Faculty Representative, NCAA - Dr. Race Bergman .....	898-2621	896-0563
<b>Football Coach - Boots Donnelly .....</b>	<b>898-2570</b>	<b>890-9920</b>
Assistant - Ray Barnes .....	898-2570	895-7060
Assistant - Billy D'Ottavio .....	898-2570	868-0460
Assistant - Tom Fiveash .....	898-2570	890-4487
Assistant - Todd Tanney .....	898-2570	896-2008
Assistant - Eric Roark .....	898-2570	895-9421
Assistant - Alex Robins .....	898-2570	898-3678
Assistant - Floyd Walker .....	898-2570	898-4890
Strength Coach - Matt Riley .....	898-2428	849-9714
Golf Coach - Johnny Moore .....	898-2450	890-3100
Senior Women's Administrator - Diane C. Turnham .....	898-2450	
Softball Coach - Karen Green .....	898-2450	
<b>Sports Information Director - Ed Given .....</b>	<b>898-2450</b>	<b>895-0827</b>
Sports Information Assistant - Jim Horten .....	898-2450	895-5360
<b>Football Press Box .....</b>	<b>898-2312</b>	
<b>SID Fax .....</b>	<b>898-5626</b>	
Tennis Coach (Men and Women) - Dale Short .....	898-2120	893-2346
Ticket Manager - Cindy Randles .....	898-2103	
Track Coach (Men and Women) - Dean Hayes .....	898-2450	890-0733
Trainer - George Camp .....	898-2412	896-5135
Volleyball Coach - Lisa Kissee .....	898-2450	

# Middle Tennessee: Great and Gettin' Better!



From the day it was founded in 1911 as a two-year normal school serving 125 students, Middle Tennessee State University and its service area have been good for each other. Today, it seems to be a marriage made in heaven.

Currently the University and the Middle Tennessee area are both reflections and beneficiaries of unprecedented growth and development.

MTSU is -- and has been for several years now -- the fastest growing institution of higher learning in all of Tennessee, including UT-Knoxville and the University of Memphis. Only those two schools, among all colleges or universities in the state, exceed MTSU's current enrollment of nearly 18,000.

Tennessee is almost universally thought of as a state with three "Grand Divisions": East Tennessee, Middle Tennessee and West Tennessee. The Grand Divisions are separated by the Tennessee River running south between East and Middle Tennessee and running north between Middle and West Tennessee as it winds its way to the Ohio River.

The Murfreesboro area is steeped in historical and geographical significance.

The Civil War's famous Battle of Stone's River (or, Murfreesboro, depending on your perspective of the war) was fought over ground now preserved as a National Battlefield on the city's northern edge.

A monument marking the geographical center of Tennessee is only a few hundred yards from the MTSU campus.

The area is the centerpiece of the Tennessee Walking Horse industry. The annual Walking Horse Celebration at nearby Shelbyville draws participants and spectators from all over the world. MTSU was the recent recipient of a gift of approximately \$20 million from the late Mr. and Mrs. John Miller which will facilitate construction of one of the world's finest horse arenas, the "Tennessee" Miller Coliseum, at MTSU.

Tradition is inspiring, but what is happening to Middle Tennessee, both the University and the area, in the present is even more exciting.

MTSU's growth has been virtually matched by that of Middle Tennessee, particularly Nashville and its surrounding counties. Since the 1980 census, Middle Tennessee has grown in population by 14.6 percent, while Metropolitan Nashville-Davidson County has increased by 23.0 percent for the same period.

Of Davidson County (Nashville) and the seven other counties immediately adjacent to it, Rutherford County (home to MTSU) has experienced the most phenomenal growth rate for its population, a whopping 60.1 percent since 1980.

The economic development of Nashville and the surrounding area has been the spur for such a remarkable attraction to people who are flocking from all over the nation for a better place to live and work.

Murfreesboro-Rutherford County offers something of an ideal place in that regard. The area is located close enough to (32 miles from downtown) Nashville to allow quick and convenient travel to work, shopping and a myriad of entertainment possibilities.

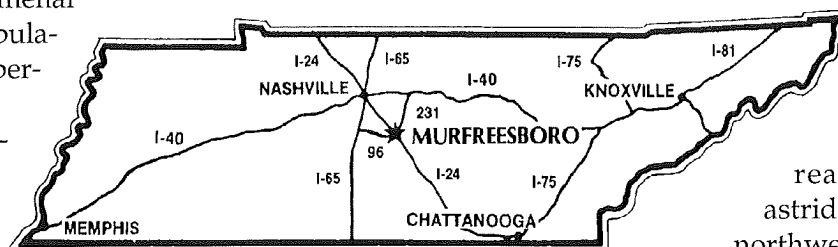
At the same time the community around Middle Tennessee State University still retains much of the charm and magnetism most often thought of in connection with "small-town America."

There are attractive, well-groomed neighborhoods, outstanding schools, friendly merchants, and an easy-going, yet energetic and ambitious approach to life engendered by a "nearly-everybody-knows-nearly-everybody-else" type of environment.

Many, if not most, of MTSU's graduates remain in the Middle Tennessee area to create their homes, families and livelihoods.

And why not? Murfreesboro-Rutherford County and the other seven counties in the Metropolitan Nashville area have attracted more than 100 corporate relocations and expansions in the past four years alone.

Companies like Primus Automotive Financial Services (a Ford Motor Credit subsidiary), Sparrow Records, Bankers Trust, Caterpillar Financial Services, IMAX Tile, Nutro Products, Bridgestone/Firestone Inc. (lo-



cated in Rutherford County's LaVergne township), the National Federation of Independent Business and Georgia-Pacific have recently moved their operations into the area.

They join a noteworthy group of industries and businesses that have long been an integral part of the area, companies like Aladdin Industries, Genesco and Service Merchandise, to say nothing of the hundreds of firms that include the magnificent entrepreneurs and artists in the music industry who have made the area famous the world over as "Music City, U.S.A."

The area's music industry is made up of companies with eye-dazzling name recognition, like MCA/Decca Records, Warner Brothers/Reprise Records, Sony Music, EMI Music Publishing, BMI, ASCAP and Starstruck Entertainment, among many others.

Two showpieces of America's industrial vitality have come into the area in recent years.

Nissan's sprawling auto plant is right here in Rutherford County, less than 10 miles from the MTSU cam-

pus. Only a little farther down the road, General Motors' Saturn plant rises out of the rolling terrain around Spring Hill.

The Metro-Nashville area is a regional health care hub, with more than 20 major hospitals, and is home to the corporate headquarters of the giant Hospital Corporation of America (HCA).

Murfreesboro itself boasts Middle Tennessee Medical Center, only a few blocks from the MTSU campus, and the Alvin C. York Veterans Administration Medical Center.

Murfreesboro is readily accessible, lying astride I-24 where the major northwest-southeast artery is intersected by U.S. Highways 41, 70S and 231.

Nearby Nashville features the intersection of I-24, I-40 and I-65. But the jewel in the crown of the Midstate's transportation system is undoubtedly the Nashville International Airport, located only 24 miles from MTSU.

That facility is a major hub for American Airlines' sprawling network of air routes. American and 11 other major and commuter airlines connect Nashville via 600 daily flights to more than 110 cities across the U.S. Nashville International is one of the few air terminals in the Southeastern United States with direct daily flights to both Toronto and London.

All of these things -- and a great many more -- give the area surrounding Middle Tennessee State University an enviable availability of opportunity with an economy that is creating jobs at a rate 50 percent higher than the nation as a whole.

What's more, the cost of living for the area that MTSU calls "home" is only 90.8 percent of the national average.

# Middle Tennessee State University



Middle Tennessee State University, providing quality higher education to the region for more than three-quarters of a century, continues to grow and expand to meet new needs.

Building on a historic mission for teacher education, MTSU began in 1911 as a two-year normal school serving 125 students. The original campus consisted of 100 acres on the eastern edge of Murfreesboro, near the geographic center of Tennessee, with a mere handful of dedicated faculty members.

Today, the University consists of five undergraduate colleges and a college of graduate studies, with more than 600 faculty members imparting a quality education to nearly 18,000 students. The campus now contains more than 500 acres and 80 permanent buildings, with more being added almost constantly.

The undergraduate colleges are:

## **College of Basic and Applied Sciences**

The College of Basic and Applied Sciences has a variety of outstanding programs. While retaining the traditional disciplines (mathematics, chemistry, biology, etc.), the College also boasts solid Pre-Professional, Computer Science and Nursing programs.

The Industrial Studies program has a long tradition of filling the needs of

local and regional industry. The College's showcase is probably the Department of Aerospace, recognized as one of the best in the nation.

Plans are now moving forward for a new \$22-million building to house the Aerospace and Business programs.

## **College of Business**

The College of Business includes the departments of Accounting; Business Education, Marketing Education and Office Management; Computer Information Systems; Economics and Finance; and Management and Marketing.

Those programs will be even further enhanced in the near future when the College of Business and the Aerospace program move into a new building.

Alumni of this department include John McGill Buchanan (class of 1940), the 1986 Nobel Prize winner for Economic Sciences.

## **College of Education**

The College of Education is home to the departments of Criminal Justice Administration; Human Sciences, Psychology; Educational Leadership; Elementary and Special Education; and Health, Physical Education, Recreation and Safety.

Exemplary programs include the Katherine Davis Murfree Chair of Excel-

lence in Dyslexic Studies and the Homer Pittard Campus School, as well as a variety of specialized programs in every department.

Dr. Terry Weeks, now a member of the College of Education faculty, was the 1988 National Teacher of the Year and has a well-deserved national reputation in teacher education.

## **College of Liberal Arts**

The College of Liberal Arts features, among a number of outstanding disciplines, an internationally recognized Center of Excellence in Historic Preservation and a nationally renowned program in Remote Sensing and LAND-SAT Imaging in the Department of Geography and Geology. The college also offers award-winning extracurricular programs in theater, music, art and debate.

Department of History faculty members with expanding international reputations include Dr. Fred Rolater and Dr. Ronald Messier. Dr. Rolater lectured at the Tusan National University in Korea as a Fulbright Lecturer during the 1994-95 academic year, while Dr. Messier divides time (along with his students) between his teaching and a dig in the ruins of Sijilmasa, a 1,200-year-old city in the Moroccan desert.

## **College of Mass Communication**

The College of Mass Communication is the most comprehensive of its kind in the entire state of Tennessee and is prominent among national leaders.

Consisting of three departments (Journalism, Radio-Television/Photography, and Recording Industry), the College is based in the sprawling new state-of-the-art Bragg Mass Communications Building that includes two recording studios, a television studio and facilities, a graphics lab, a digital imagery lab and computer writing labs.

Veteran network newscaster Sander Vanocur may have summed up the facility when he concluded a tour of the building by saying, "They have equipment I never saw in all my years in TV news."

---

---

# Why MTSU?

## Academic and Campus Strengths

- ★ Third largest university in Tennessee, with nearly 18,000 students . . .
- ★ Thirty-four departments offering degrees in traditional, as well as innovative fields . . .
- ★ Degree programs are nationally accredited by 32 professional societies and associations . . .
- ★ Superlative faculty: more than 65 percent hold doctoral degrees . . .
- ★ \$16 million Mass Communication Building . . .
- ★ \$12 million Student Recreation Complex opens in Fall, 1995 . . .
- ★ College of Business rated among the very best in the nation . . .
- ★ Renowned Aerospace program . . .
- ★ Construction slated on \$22 million building for Business/Aerospace programs . . .
- ★ Nearly 200 employers make annual recruiting visits to personally interview students . . .
- ★ Planning funds approved for new \$28 million library; design process under way . . .
- ★ MTSU alumni include
  - ✓ A Nobel prize winner
  - ✓ A National Teacher of the Year
  - ✓ TV personalities, authors, professional athletes, business, professional, government and military leaders
- ★ Over 130 student organizations active on campus, including:
  - ✓ 9 fraternities
  - ✓ 11 sororities
  - ✓ 16 honor societies
  - ✓ 17 professional societies
  - ✓ 17 departmental societies
  - ✓ 10 sports/recreational clubs
  - ✓ 11 political/social action groups
  - ✓ 12 religious organizations
  - ✓ 3 drill teams
  - ✓ 7 international and/or language clubs
  - ✓ 19 hobby/special interest groups
  - ✓ Numerous intramural sports teams

# Raiders Must Solve QB Quest Quickly



Middle Tennessee Head Football Coach Boots Donnelly heads into fall practice this year with the search for a starting quarterback as the No. 1 priority.

That's a position in which the veteran Donnelly (starting his 17th season at MTSU) has not found himself for more than three years. But the graduation of four-year starter and two-time All-Ohio Valley Conference selection Kelly Holcomb, who smashed virtually all school career passing and total offense records during his tenure, has left the quarterback slot up for grabs.

Who will step up to succeed Holcomb looms as the biggest question for MTSU, although Donnelly is also looking for linemen on both offense and defense to replace departed veterans or to back up returning starters.

In 1994 alone, Holcomb completed 146 of 244 passes (.598) for 2,154 yards and 15 touchdowns. For his career, he passed for 7,064 yards, third best total EVER in the Ohio Valley Conference

Junior Bryan Davis picked up some valuable, though

limited, experience as Holcomb's back-up over the past two seasons. Red-shirt freshman Shelby Parker, who hails from the same Lincoln County High School program that produced Holcomb, has to be counted in the picture, too.

Junior Gabe Garcia, who joined the squad in time to go through spring practice after completing his career at Rancho Santiago Community College in Santa Ana, Calif., is another player in the mix. Tulane transfer Jonathan Quinn and junior college transfer Kevin Bay-Anderson (Joliet Junior College) join the team this fall and will be competing for playing time at the quarterback post, as well.

"It's vital that we find somebody to step forward and become our offensive leader," says Donnelly. "We need a player who can not only perform the mechanical job of quarterbacking, but one who can also begin to inspire the same kind of confidence from our other players that Kelly provided over the past four seasons."

It's possible for one or two freshmen to emerge as

factors in the quarterback picture, but the aforementioned players are likely to have the major roles in the shootout for the starter's job. Davis started and finished spring practice as the most likely starter at QB this fall. Parker significantly closed the gap between them, but nobody seems to be head-and-shoulders in front.

In addition to the departure of Holcomb, the situation at the offensive skill positions is clouded even more by key losses at tailback and among the receiving corps.

Gone from among the regulars are two-time OVC Offensive Player of the Year Kippy Bayless at tailback, All-OVC flanker Cory Simpson, split end Dennis Mimms and tight end Corey Teague.

Bayless rushed for more than 1,300 yards and scored 15 touchdowns last year, while he, Simpson, Mimms and Teague caught a total of 94 passes good for 1,527 yards and 10 TDs. That's quite a chunk of offensive accomplishment.

There is a small plus side to the prospects at the skill positions. Robbie Roberts, an improving blocker and ball-carrier, returns at fullback and Demetric Mostiller, who caught 24 passes of 384 yards and five touchdowns in '94, and Toby Walker can begin to take up the slack for the loss of Simpson, Mimms and Teague.

The search for linemen is probably most critical on the offensive side of the ball, where the Raiders have only two returning starters, Theron Bean at center and Burt Talley at tackle. The losses there included All-OVC and All-American tackle Pat Hicks and guards James Counce and David Watson.

On defense, end Vince Akridge, guard Rick Holliday and tackle Anthony McCord are back to ease the loss of starters Mike Ellies at tackle, Sean Luckett at end and Brian Yorston at guard.

The defensive secondary is also going to take some rebuilding. Two-time All-OVC choice Eric McBroom at free safety and cornerback Markee Tate both completed their eligibility. The other starting cornerback, Jeremy Pruitt, who would have been a junior this fall, has transferred to Alabama.

The brightest spot on defense is probably at linebacker. Both Nathaniel Claybrooks, who led the Blue Raiders in tackles last year, and Kris White, who earned the starter's role at the other linebacking slot over the latter half of the '94 season, are back. There is more good news with the return of Anthony Hicks, who missed the 1994 campaign after knee surgery. He will get another shot at his junior year after leading the team in tackles as a sophomore and earning second-team All-OVC honors.

MTSU's kicking game is a good news/bad news

situation. Brandon Thomas, who averaged 40.9 yards per punt last year, returns for his sophomore season. That's the good news.


The graduation of place-kicker Garth Petrilli qualifies as bad news. He was the school's first-ever four-time All-OVC pick, setting new MTSU career records for overall scoring, kick-scoring and PATs. Mark Sadler, Jody Bruns and Chris Blair are all returning squad members, with Sadler having a small edge in experience after serving last year as Petrilli's understudy.

"I don't know if the '95 season is going to qualify as a 'rebuilding' year for us," says Donnelly, "but we have at least got a lot of 're-loading' to do. We lost a lot of quality football players among last year's seniors.

"There isn't much chance that we can replace those skills quickly, making the early-season going a really 'iffy' situation. We just have to hope we have some young players who can develop in a hurry and that we get both some outstanding play and super leadership from our few returning starters."

The Blue Raider schedule is not conducive to breaking in new players gently. They open with a tough OVC game at home against Tennessee State (Sept. 2), followed by a non-league game against perennial national Division I-AA power Georgia Southern in Atlanta's Georgia Dome (Sept. 9).

Other non-OVC games include a duel with UAB in Murfreesboro on Sept. 30 and a season-ending jaunt to face I-A juggernaut Texas A&M in College Station on Nov. 18.



## Area Press, Radio, TV Outlets

### Print Media

Monte Hale, Sports Desk  
Daily News Journal  
P.O. Box 68  
Murfreesboro, TN 37130

T. McDonald, Sports Desk  
Nashville Banner  
1100 Broadway  
Nashville, TN 37202

Tony Coleman, Sports Desk  
The Tennessean  
1100 Broadway  
Nashville, TN 37202

Sports Desk  
Associated Press  
1100 Broadway  
Nashville, TN 37202

Sports Desk  
United Press International  
P.O. Box 942  
Nashville, TN 37219

Sports Desk  
News-Free Press  
400 E. 11th St.  
Chattanooga, TN 37403

Sports Desk  
Chattanooga Times  
117 E. 10th St.  
Chattanooga, TN 37402

Sports Editor  
Sidelines  
MTSU Box 42  
Murfreesboro, TN 37132

### Electronic Media

Sports Director  
WGNS Radio  
P.O. Box 1439  
Murfreesboro, TN 37130

Sports Director  
WMTS Radio  
P.O. Box 860  
Murfreesboro, TN 37130

Sports Director  
TV-27  
1030 W. College St.  
Murfreesboro, TN 37129

Steve Phillips, Sports Dir.  
WKRN-TV  
441 Murfreesboro Rd.  
Nashville, TN 37210

Rudy Kalis, Sports Dir.  
WSMV-TV  
P.O. Box 100  
Nashville, TN 37202

Hope Hines, Sports Dir.  
WTVF-TV  
474 J. Robertson Pkwy.  
Nashville, TN 37219

Sports Director  
WLAC Radio  
10 Music Circle East  
Nashville, TN 37202

Sports Director  
WSIX Radio  
441 Murfreesboro Rd.  
Nashville, TN 37202

Sports Director  
WSM Radio  
2802 Opryland Dr.  
Nashville, TN 37214

Sports Director  
WZTV Television  
P.O. Box 90764  
Nashville, TN 37209

George Plaster, Sports Dir.  
WWTN Radio  
1808 West End Bldg.  
Penthouse Suite  
Nashville, TN 37203

### Blue Raider Network

Dick Palmer Jr.  
(Play-by-Play)  
P. O. Box 1865  
Murfreesboro, TN 37130

Chip Walters  
(Color Commentary)  
404 Sloan Rd.  
Nashville, TN 37209

## The "Blue Raider" Nickname

In the early days of MTSU football, the teams were known by several nicknames. Among these were Teachers, Normalites and Pedagogues.

In 1934, it was decided the school needed a specific nickname, and during the fall of that year, the Murfreesboro *Daily News Journal* held a contest to name the team.

Charles Sarver, then a Middle Tennessee football player and later principal at White County High School in Sparta, won the \$5 prize for his entry of "Blue Raiders." Sarver later indicated he had "borrowed" the nickname of the Colgate Red Raiders, but substituted MTSU Blue for Colgate Red.

Ever since that time, Middle Tennessee athletic teams have been known as the Blue Raiders.

The symbol of Confederate General Nathan Bedford Forrest on a horse was first used about 1945, when MTSU President Q. M. Smith instructed Public Relations Director Gene Sloan to use the figure along with the nickname.

In 1965, the Student Government Association established strict specifications as to what size the student must be who would emulate Forrest. This was done, it is believed, because there was only one uniform available and a "good fit" was desired.

The current "unofficial" mascot for the Blue Raiders is a costumed, cartoon-like dog. A reasonable facsimile of a blue tick hound, the affable character has been named "Ole Blue."

## Jones Field

### Johnny (Red) Floyd Stadium

Middle Tennessee's Blue Raiders play their home games on Horace Jones Field in Johnny (Red) Floyd Stadium on the University campus.

The stadium was first constructed in 1933 and was enlarged first in 1950 and again in 1968. It presently seats 15,000 fans and has an outstanding lighting system, updated in 1991.


On Nov. 3, 1979, the stadium was named in honor of the late Raider head football coach, Johnny (Red) Floyd, one of the University's most notable leaders.

The actual playing field is named for the late Horace Jones, an individual who led Middle Tennessee through the early years of athletic competition. Jones was the head of the math department in the 1920s and became interested in the school's blossoming athletic program. He, in fact, was a one-man athletic committee for years until a formal Faculty Athletic Committee was appointed. He was then named chair of that committee.

The field was named Jones Field in the 1930s but was renamed Horace Jones Field in the 1960s to clarify for whom it was named. The playing surface is AstroTurf, the latest version of which was installed in 1989.

---

# President James E. Walker



James E. Walker became the eighth president of Middle Tennessee State University on February 1, 1991, after having served some three years as vice president for academic affairs and provost at the University of Northern Colorado.

Walker became the first black to head a predominantly white four-year college or university in Tennessee. His appointment, which followed a 17-month search, was

unanimously approved by the Tennessee Board of Regents, the governing board for MTSU, five other state universities and the community college system.

Enthusiastically applauded by the university community, he has plunged vigorously into his duties with an understanding of higher education administration, informed not only by his years at Northern Colorado, but by a strong record of educational administration and special education at a variety of institutions.

Prior to his tenure at Northern Colorado, Walker served seven years as dean of the School of Education at California State University-Hayward. He was chair of the Department of Specialized Educational Development at Illinois State University from 1977 to 1980, where he played a key role in the creation of a doctoral program in special education.

He has also served as assistant superintendent of Bryce Hospital in Tuscaloosa, Ala., and as adjunct professor of special education at the University of Alabama. Other posts have included assistant professor of special education, Southern Illinois University-Edwardsville; instructor in special edu-

cation, Western Michigan University; and teacher and departmental chair in public schools in Atlanta, Ga.

A native of Phenix City, Ala., the MTSU president earned his bachelor's degree in biology at Alabama State University in 1963. He earned the Master's in Special Education degree at Atlanta University and then did post-graduate work there in educational administration between 1966 and 1969. His Ed.D., from Pennsylvania State University, is in the education of exceptional children, an interest that dates back to his early teaching experiences in special education in Atlanta.

His post-doctoral studies included a five-week session at the prestigious Harvard Institute for Educational Management in 1984 and a fellowship in higher education administration at the University of Alabama in 1974-75.

Walker is the co-author of *Behavior Management: A Practical Approach for Educators*, which is now in its fourth edition. He has also published numerous articles and served on several accreditation teams.

He and his wife, Gwenn, are the parents of Jamell and Jabrina.

# Athletic Director Lee Fowler

In a sense, Lee Fowler came back to his "roots" when he became Middle Tennessee State University's athletic director in June, 1994.

A native of nearby Columbia, Fowler was a star-caliber basketball player at both Columbia High School and Vanderbilt University before moving on to a distinguished career as both coach and administrator.

Just prior to his coming to MTSU, Fowler held the post of associate athletic director and director of the Tiger Clubs at Memphis State University.

He was elevated to those posts in 1986 after having served as assistant coach since 1979 and helping the Tiger basketball squad attain national recognition.

As assistant AD and head of the Tiger Clubs, Fowler increased athletic fund-raising at Memphis State from \$634,000 in 1985 to a total of \$3,059,000 in 1993. In addition, he added more than \$550,000 to the Athletic Scholarship Endowment Fund through the Tiger Clubs Auction and golf outings.

He also coordinated and implemented priority seating plans for Mid-South Coliseum and later for the 20,142-seat Pyramid

when the Tigers moved their basketball operations from the former to the latter structure in 1991.

At MSU, he developed corporate sponsorship packages of \$60,000 each for total sales of more than \$400,000.


He also inaugurated the Tiger Cub Club for youths aged 12 and under to encourage early involvement with the MSU program.

Through a system of commercial sponsorships, he was able to build an enrollment of more than 1,000 youngsters.

He was tournament director of the Metro Conference Basketball Tournament in 1988 and the Great Midwest Conference Championships in 1993. Fowler also served seven seasons as basketball color analyst for the Tigers' basketball network.

In 1995 Fowler was appointed to the Board of Directors for the Tennessee Sports Hall of Fame by Lt. Gov. Wilder.

From 1971 to 1974, he was a starter on a Vanderbilt University basketball team that won one Southeastern Conference championship and had an overall record of 59 wins against only 21 losses, the best three-season record in Commodore history.




After graduating from Vanderbilt in 1974, he was an assistant Commodore basketball coach until joining the Memphis State staff in 1979. He received his master's degree from Memphis State in 1986.

Lee and his wife, Carol, have three daughters: Ashley (17), Kristin (9), and Carlee (5).

A Consistent Winner:

# Head Coach Boots Donnelly



James (Boots) Donnelly has become a name synonymous with winning football. He has developed a winning program everywhere he has served as head coach.

The 1995 season will mark his 17th as head coach at Middle Tennessee State University, where he was an outstanding player in the mid-1960s. When the '65 MTSU grad returned to his *alma mater* in December 1978, he took over the reins of a once-proud football tradition that had fallen on hard times. The Blue Raiders had not had a winning season since 1972.

Donnelly warned Blue Raider alumni and supporters that the job would not be done overnight, but it **WOULD** be done. He was proved right on both counts.

In his first season, 1979, MTSU posted only a 1-9 record, but the Raiders did cap the season with a win over arch-rival Tennessee Tech. In 1980, Donnelly's team inched up to 2-8, with wins over Akron and Tech, before turning the corner with a winning season — 6-5 — in 1981.

The highlight of that first winning campaign was the upset of Murray State, the nation's top-ranked Division I-AA team at the time.

Since then there have been a lot of "high spots" in the Donnelly-MTSU story.

In 1984, MTSU won an at-large berth in the NCAA Division I-AA Playoff, the first appearance ever for the Blue Raiders. MTSU went all the way to the national semifinals before being eliminated by Louisiana Tech, after earlier playoff wins over OVC champ Eastern Kentucky and fourth-seeded Indiana State.

The 1985 Blue Raiders finished at a perfect 11-0, won their first OVC title since 1965 and were ranked No. 1 in the national I-AA poll over the final five weeks of the season. They were knocked out of the playoffs by eventual national champion Georgia Southern, a team that MTSU had beaten soundly very early in the season.

In 1989, Donnelly's Raiders went a perfect 6-0 in OVC play and annexed another league title. MTSU

fashioned a first-round playoff win over Appalachian State before a loss to another national champion Georgia Southern team.

The '90 Blue Raiders had to settle for an OVC co-championship, but finished the season at 10-1 and ranked as the No. 1 team in the nation by the final NCAA poll. MTSU made it to the quarter-final round before elimination from the playoffs, despite losing two quarterbacks to injury over the final three weeks of play.

A year later, in 1991, Middle Tennessee finished at 9-4, with half the losses coming to Division I-A foes Florida State and Cincinnati. The Raiders once again made it to the NCAA Playoff quarter-finals.

The '92 MTSU footballers annexed another OVC title on the way to a 10-3 record. One of the losses was to Division I-A giant Nebraska, another to I-AA power Georgia Southern and the third to eventual national champion Marshall, all on the road.

Last year, the Raiders' only OVC loss came by one point (27-28) to Eastern Kentucky on the way to an 8-2-1 record. That put Donnelly's team in the NCAA Playoffs for the seventh time, where they were eliminated by second-seeded Marshall.

A thumb-nail analysis of Donnelly's 16 seasons at the Blue Raider helm looks like this:

- ✓ 4 OVC Championships
- ✓ 9 National Top 20 Finishes
- ✓ 7 I-AA Playoff Appearances
- ✓ 11 NFL Players (Min. 1 Season)
- ✓ 8 First-Team All-Americans
- ✓ 12 OVC Players of the Year
- ✓ 3 Times OVC Coach of the Year
- ✓ 2 Regional Coach of Year Awards

Donnelly's record at MTSU stands at 118-67-1 (.637) for 16 seasons. His career record, spanning 18 years, is 132-74-1 (.640).

In addition to his winning or sharing OVC Coach of the Year honors four times and garnering similar honors for NCAA Region 3 twice, Donnelly was the 1989 recipient of the "Contributions to Football Award" from the Middle Tennessee Chapter of the National Football Foundation and Hall of Fame.

Prior to his return to MTSU, Donnelly was head coach at Austin Peay State University in 1977 and 1978, leading the Governors to their first-ever OVC title in '77 and being named the league's Coach of the Year. His two-year record at Austin Peay was 14-7.

Before moving to Austin Peay, Donnelly was an assistant coach at Vanderbilt for one season, where he first began to gain a solid reputation as an outstanding recruiter.

His coaching career began at Nashville's Father Ryan High School, where he had been a top-flight, all-around athlete. He was an assistant coach there for eight years before becoming head coach in 1974, leading Ryan to a 21-1 record over two seasons, including a perfect 13-0 mark and the Tennessee Class AAA title in '74.

Donnelly had been the Nashville Interscholastic League's Player of the Year in 1960, before enrolling at MTSU, where he played as a defensive back for three seasons. He passed up his final year of eligibility with the Blue Raiders in 1965 to complete his degree. He added the master's degree from MTSU in 1966.

Nearly all of Donnelly's leisure time is devoted to Blue Raider football, but he is a highly popular figure at a number of charity golf tournaments in the late spring and summer.

Boots is also in considerable demand as a clinic speaker.

He is married to the former Carole Holzapfel of Nashville. They have three daughters, Bunny, Helen and Lauren.

## Donnelly's Career Data

Year	Position	W-L-T
1966-73	Assistant Coach, Father Ryan High School	
1974	Head Coach, Father Ryan High School	13-0-0
1975	Head Coach, Father Ryan High School	8-1-0
1976	Assistant Coach, Vanderbilt	
1977	Head Coach, Austin Peay (OVC Champion)	8-3-0
1978	Head Coach, Austin Peay	6-4-0
1979	Head Coach, Middle Tennessee	1-9-0
1980	Head Coach, Middle Tennessee	2-8-0
1981	Head Coach, Middle Tennessee	6-5-0
1982	Head Coach, Middle Tennessee	8-3-0
1983	Head Coach, Middle Tennessee	8-2-0
1984	Head Coach, Middle Tennessee	*11-3-0
1985	Head Coach, Middle Tennessee (OVC Champion)	*11-1-0
1986	Head Coach, Middle Tennessee	6-5-0
1987	Head Coach, Middle Tennessee	6-5-0
1988	Head Coach, Middle Tennessee	7-4-0
1989	Head Coach, Middle Tennessee (OVC Champion)	*9-4-0
1990	Head Coach, Middle Tennessee (OVC Co-Champion)	*11-2-0
1991	Head Coach, Middle Tennessee	*9-4-0
1992	Head Coach, Middle Tennessee (OVC Champion)	*10-3-0
1993	Head Coach, Middle Tennessee	5-6-0
1994	Head Coach, Middle Tennessee	*8-3-1

**18 Seasons - Career Record as Head Coach 132-74-0**  
(College)

*\*Includes NCAA Playoff Results*

## Boots' Honors

1960	Nashville Interscholastic League Player of the Year (Father Ryan High School)
1977	OVC Coach of the Year (Austin Peay)
1983	OVC Co-Coach of the Year (MTSU)
1984	NCAA Region 3 Coach of the Year (MTSU)
1988	Tennessee Sports Writers Coach of the Year
1985	OVC Coach of the Year (MTSU) NCAA Region 3 Coach of the Year
1989	OVC Coach of the Year (MTSU) National Football Foundation "Contribution to Football" Award
1994	Tennessee Sports Writers Coach of the Year

# Donnelly's Record Against All Opponents

18 Seasons: Won 132, Lost 74, Tied 1 -- .640

Opponents	Record	Opponents	Record	Opponents	Record
Akron .....	6-1-0	Jacksonville State .....	3-0-0	North Carolina State .....	0-1-0
Alcorn State .....	0-1-0	James Madison .....	0-1-0	Northern Illinois .....	1-1-0
Appalachian State .....	2-0-0	Lenoir-Rhyne .....	2-0-0	Sam Houston State .....	1-0-0
Austin Peay .....	11-5-0	Liberty .....	1-0-0	Savannah State .....	2-0-0
Boise State .....	0-1-0	Livingston State .....	1-0-0	Southeast Missouri .....	4-0-0
Campbellsville .....	1-0-0	Louisiana Tech .....	0-1-0	Southwest Missouri .....	1-0-0
Cincinnati .....	0-1-0	Marshall .....	0-2-0	Tennessee State .....	7-2-0
Eastern Kentucky .....	7-13-0	Mars Hill .....	1-0-0	TennesseeTech .....	14-4-0
East Tennessee .....	4-1-0	Middle Tennessee .....	1-1-0	Tulsa .....	0-1-0
Elizabeth City .....	1-0-0	Miles .....	1-0-0	UT-Chattanooga .....	2-3-0
Florida State .....	0-1-0	Mississippi Valley .....	2-0-0	UT-Martin .....	7-3-0
Georgia Southern .....	4-6-0	Morehead State .....	15-3-0	Western Carolina .....	1-1-0
Hawaii .....	0-1-0	Murray State .....	14-4-0	Western Kentucky .....	9-5-0
Illinois State .....	0-0-1	Nebraska .....	0-1-0	Winston-Salem .....	0-1-0
Indiana State .....	1-0-0	Nicholls State .....	0-1-0	Youngstown State .....	3-4-0
Jackson State .....	1-0-0	North Alabama .....	1-3-0		

## Active I-AA Coaches' Won-Lost Percentage Leaders

(Min. 10 Seasons - Through 1994 Season)

Coach, Current School	Yrs.	W-L-T	Pct.	Coach, Current School	Yrs.	W-L-T	Pct.
1. Roy Kidd, Eastern Kentucky .....	31	257-91-8	.733	6. Boots Donnelly, Middle Tenn. 18	132-74-1	.640	
2. Eddie Robinson, Grambling .....	52	397-143-15	.729	7. Bill Bowes, New Hampshire .....	23	152-85-5	.638
3. Tubby Raymond, Delaware .....	29	239-95-3	.714	8. Bill Davis, Tennessee State .....	16	109-64-1	.629
4. Billy Hayes, No. Carolina A&T ...	19	137-71-2	.657	9. Carmen Cozza, Yale .....	30	174-104-5	.624
5. William Collick, Delaware St. ....	10	69-38-0	.645	10. Andy Talley, Villanova .....	15	92-56-2	.620

## Active I-AA Coaches' Leaders by Victories

(Min. 10 Seasons - Through 1994 Season)

Coach, Current School (Yrs.)	Wins	Coach, Current School (Yrs.)	Wins
1. Eddie Robinson, Grambling (52) .....	397	6. Bill Bowes, New Hampshire (22) .....	152
2. Roy Kidd, Eastern Kentucky (30) .....	257	7. Willie Jeffries, South Carolina State (21) .....	142
3. Tubby Raymond, Delaware (28) .....	239	8. Don Read, Montana (25) .....	141
4. Carmen Cozza, Yale (29) .....	174	9. Bill Hayes, North Carolina A&T (19) .....	137
5. Ron Randleman, Sam Houston State (25) .....	161	10. Boots Donnelly, Middle Tennessee (18) .....	132

(Tables based on information from NCAA Statistics Service)

# Boots' Raiders in the National Poll

## 1978

- Nevada-Reno ..... 11-0-0
- Jackson State ..... 10-1-0
- Florida A&M ..... 8-1-0
- Massachusetts ..... 7-3-0
- Western Kentucky ..... 8-2-0
- South Carolina St. .... 8-2-1
- Northern Arizona ..... 8-2-0
- Eastern Kentucky ..... 8-2-0
- Lehigh ..... 8-3-0
- Rhode Island ..... 7-3-0
- Montana State ..... 8-2-0

(Others receiving votes: Alcorn State, Austin Peay, Boise State, Boston University, New Hampshire, and Northeastern)

## 1979

- Grambling ..... 8-2-0
- Murray State ..... 9-1-1
- Eastern Kentucky ..... 9-2-0
- Lehigh ..... 9-2-0
- Nevada-Reno ..... 8-3-0
- Alcorn State ..... 8-2-0
- Boston University ..... 8-1-1
- Jackson State ..... 8-3-0
- Montana State ..... 6-4-0
- Northern Arizona ..... 7-4-0
- Southern ..... 6-4-0

(Others receiving votes: None)

## 1980

- Lehigh ..... 9-0-2
- Grambling ..... 10-1-0
- Eastern Kentucky ..... 9-2-0
- South Carolina St. .... 10-1-0
- Western Kentucky ..... 9-1-0
- Delaware ..... 9-2-0
- Boise State ..... 8-3-0
- NW State (La.) ..... 8-3-0
- Boston University ..... 9-2-0
- Connecticut ..... 7-3-0
- Massachusetts ..... 7-3-0
- Murray State ..... 9-2-0

(Others receiving votes: Bucknell, Howard, Jackson State, New Hampshire, North Carolina A&T, and Portland State)

## 1981

- Eastern Kentucky ..... 10-1-0
- Idaho State ..... 9-1-0
- South Carolina St. .... 8-2-0
- Jackson State ..... 8-1-1
- Boise State ..... 9-2-0
- Tennessee State ..... 9-2-0
- Delaware ..... 8-2-0
- Lafayette ..... 8-2-0
- Murray State ..... 8-3-0
- Massachusetts ..... 6-3-0
- New Hampshire ..... 7-3-0

(Others receiving votes: None)

## 1982

- Eastern Kentucky ..... 8-3-0
- Louisiana Tech ..... 9-2-0
- Delaware ..... 10-1-0
- Tennessee State ..... 9-0-1
- Eastern Illinois ..... 10-0-1
- Furman ..... 9-2-0
- South Carolina St. .... 8-2-0

- Jackson State ..... 9-2-0
- Colgate ..... 8-3-0
- Grambling ..... 8-3-0
- Idaho ..... 8-3-0
- Northeast Louisiana ... 8-3-0
- Holy Cross ..... 8-3-0
- Bowling Green (O.) .... 7-4-0
- Boise State ..... 8-3-0
- Western Michigan ..... 7-2-2
- UT-Chattanooga ..... 7-3-1
- NW State (La.) ..... 7-4-0
- Montana ..... 6-5-0
- Lafayette ..... 7-3-0

## 1983

- Southern Illinois ..... 10-1-0
- Furman ..... 9-1-1
- Holy Cross ..... 8-2-1
- North Texas ..... 8-3-0
- Indiana State ..... 9-2-0
- Eastern Illinois ..... 9-2-0
- Colgate ..... 8-3-0
- Eastern Kentucky ..... 9-2-0
- Western Carolina ..... 8-2-1
- Grambling ..... 8-1-2
- Nevada-Reno ..... 7-4-0
- Idaho State ..... 8-3-0
- Northeast Louisiana ... 8-3-0
- Boston University ..... 8-3-0
- Jackson State ..... 8-3-0
- Middle Tennessee .... 8-2-0
- Tennessee State ..... 8-2-1
- South Carolina State .. 7-3-0
- Mississippi Valley ..... 7-2-1
- New Hampshire ..... 7-3-0

## 1984

- Alcorn State ..... 9-0-0
- Montana State ..... 9-2-0
- Rhode Island ..... 9-2-0
- Boston University ..... 9-2-0
- Indiana State ..... 9-2-0
- Middle Tennessee .... 9-2-0
- Mississippi Valley ..... 9-1-0
- Eastern Kentucky ..... 8-3-0
- Louisiana Tech ..... 7-4-0
- Arkansas State ..... 7-3-0
- New Hampshire ..... 9-2-0
- Richmond ..... 7-3-0
- Murray State ..... 9-2-0
- Western Carolina ..... 8-3-0
- Holy Cross ..... 8-2-0
- Furman ..... 8-3-0
- UT-Chattanooga ..... 6-4-0
- Northern Iowa ..... 9-2-0
- Delaware State ..... 8-3-0
- McNeese State ..... 7-3-1

## 1985

- Middle Tennessee .. 11-0-0
- Furman ..... 10-1-0
- Nevada-Reno ..... 10-1-0
- Northern Iowa ..... 10-1-0
- Idaho ..... 9-2-0
- Arkansas State ..... 8-3-0
- Rhode Island ..... 9-2-0
- Grambling ..... 9-2-0
- Georgia Southern ..... 9-2-0
- Akron ..... 8-3-0
- Eastern Washington ... 8-2-0
- Appalachian State ..... 8-3-0

- Delaware State ..... 9-2-0
- Louisiana Tech ..... 8-3-0
- Jackson State ..... 8-2-0
- William & Mary ..... 7-4-0
- Murray State ..... 7-3-1
- Richmond ..... 8-3-0
- Eastern Kentucky ..... 8-3-0
- Alcorn State ..... 7-3-0

## 1986

- Nevada-Reno ..... 11-0-0
- Arkansas State ..... 9-1-1
- Eastern Illinois ..... 10-1-0
- Georgia Southern ..... 9-2-0
- Holy Cross ..... 10-1-0
- Appalachian State ..... 9-1-1
- Pennsylvania ..... 10-0-0
- William & Mary ..... 9-2-0
- Jackson State ..... 9-2-0
- Eastern Kentucky ..... 8-2-1
- Sam Houston ..... 9-2-0
- Nicholls State ..... 9-2-0
- Delaware ..... 8-3-0
- Tennessee State ..... 9-1-1
- Furman ..... 7-2-2
- Idaho ..... 8-3-0
- Southern Illinois ..... 7-4-0
- Murray State ..... 7-3-1
- Connecticut ..... 8-3-0
- No. Carolina A&T ..... 9-2-0

## 1987

- Holy Cross ..... 11-0-0
- Appalachian State ..... 9-2-0
- Northeast Louisiana ... 9-2-0
- Northern Iowa ..... 8-3-0
- Idaho ..... 9-2-0
- Georgia Southern ..... 8-3-0
- Eastern Kentucky ..... 8-2-0
- James Madison ..... 9-2-0
- Jackson State ..... 8-2-1
- Weber State ..... 9-2-0
- Western Kentucky ..... 7-3-0
- Arkansas State ..... 7-3-1
- Maine ..... 8-3-0
- Marshall ..... 7-4-0
- Youngstown State ..... 8-3-0
- North Texas ..... 7-4-0
- Richmond ..... 7-4-0
- Howard ..... 9-1-0
- Sam Houston ..... 8-3-0
- Delaware State ..... 7-3-0

## 1988

- Idaho ..... 9-1-0
- Georgia Southern ..... 9-2-0
- Western Illinois ..... 10-1-0
- Furman ..... 9-2-0
- Jackson State ..... 8-0-2
- Marshall ..... 10-1-0
- Eastern Kentucky ..... 9-2-0
- NW State (La.) ..... 9-2-0
- Stephen F. Austin ..... 9-2-0
- Massachusetts ..... 8-3-0
- North Texas ..... 8-3-0
- Boise State ..... 8-3-0
- Western Kentucky ..... 8-3-0
- The Citadel ..... 8-3-0
- Delaware ..... 8-3-0
- Montana ..... 8-3-0
- Middle Tennessee ... 7-4-0
- Florida A&M ..... 7-2-1
- Holy Cross ..... 9-2-0
- Grambling ..... 8-2-0

## 1989

- Georgia Southern ..... 11-0-0
- Furman ..... 10-0-0
- Stephen F. Austin ..... 9-1-1
- Holy Cross ..... 10-1-0
- Idaho ..... 9-2-0
- Montana ..... 9-2-0
- Appalachian State ..... 9-2-0
- Maine ..... 9-2-0
- Southwest Missouri ... 9-2-0
- Middle Tennessee .... 8-3-0
- William & Mary ..... 8-2-1
- Eastern Kentucky ..... 9-2-0
- Grambling ..... 9-2-0
- Youngstown State ..... 8-3-0
- Eastern Illinois ..... 8-3-0
- Villanova ..... 8-3-0
- Jackson State ..... 8-3-0
- Connecticut ..... 8-3-0
- Nevada-Reno ..... 7-4-0
- Northern Iowa ..... 8-3-0

## 1990

- Middle Tennessee .. 10-1-0
- Youngstown State ..... 11-0-0
- Georgia Southern ..... 8-3-0
- Nevada-Reno ..... 10-1-0
- Eastern Kentucky ..... 10-1-0
- Southwest Missouri ... 9-2-0
- William & Mary ..... 9-2-0
- Holy Cross ..... 9-1-1
- Massachusetts ..... 8-1-1
- Boise State ..... 8-3-0
- Northern Iowa ..... 8-3-0
- Furman ..... 8-3-0
- Idaho ..... 8-3-0
- Northeast Louisiana ... 7-4-0
- The Citadel ..... 7-4-0
- Jackson State ..... 8-3-0
- Dartmouth ..... 7-2-1
- Central Florida ..... 8-3-0
- New Hampshire ..... 7-3-1
- No. Carolina A&T ..... 9-2-0

## 1991

- Nevada-Reno ..... 11-0-0
- Eastern Kentucky ..... 10-1-0
- Holy Cross ..... 11-0-0
- Northern Iowa ..... 10-1-0
- Alabama State ..... 9-0-1
- Delaware ..... 10-1-0
- Villanova ..... 10-1-0
- Marshall ..... 8-3-0
- Middle Tennessee .... 8-3-0
- Samford ..... 10-1-0
- New Hampshire ..... 9-2-0
- Sam Houston ..... 8-2-1
- Youngstown State ..... 9-3-0
- Western Illinois ..... 7-3-1
- Weber State ..... 8-3-0
- James Madison ..... 8-3-0
- Appalachian State ... 8-3-0
- Northeast Louisiana ... 7-3-1
- McNeese State ..... 6-3-2
- The Citadel ..... 7-4-0
- Furman ..... 7-4-0

## 1992

- The Citadel ..... 10-1-0
- Northeast Louisiana ... 9-2-0
- Northern Iowa ..... 10-1-0
- Middle Tennessee .... 9-2-0
- Idaho ..... 9-2-0

- Marshall ..... 8-3-0
- Youngstown State ..... 8-2-1
- Delaware ..... 9-2-0
- Samford ..... 9-2-0
- Villanova ..... 9-2-0
- McNeese State ..... 8-3-0
- Eastern Kentucky ..... 9-2-0
- William & Mary ..... 9-2-0
- Eastern Washington ... 7-3-0
- Florida A&M ..... 7-3-0
- Appalachian State ..... 7-4-0
- No. Carolina A&T ..... 9-2-0
- Alcorn State ..... 7-3-0
- Liberty ..... 7-4-0
- Western Illinois ..... 7-4-0

## 1993

- Troy State ..... 10-0-1
- Georgia Southern ..... 9-2-0
- Montana ..... 10-1-0
- Northeast Louisiana ... 9-2-0
- McNeese State ..... 9-2-0
- Boston University ..... 11-0-0
- Youngstown State ..... 9-2-0
- Howard University ... 11-0-0
- Marshall ..... 8-3-0
- William & Mary ..... 9-2-0
- Idaho ..... 9-2-0
- Central Florida ..... 9-2-0
- Northern Iowa ..... 8-3-0
- Stephen F. Austin ..... 8-3-0
- Southern (B.R.) ..... 9-1-0
- Pennsylvania ..... 10-0-0
- Eastern Kentucky ..... 8-3-0
- Delaware ..... 8-3-0
- Western Kentucky ..... 8-3-0
- Eastern Washington ... 7-3-0
- North Carolina A&T ... 8-3-0
- Tennessee Tech ..... 8-3-0
- Alcorn State ..... 8-3-0
- Towson State ..... 8-2-0
- Massachusetts ..... 8-3-0

## 1994

- Youngstown State .... 14-0-1
- Boise State ..... 13-2-0
- Marshall ..... 12-2-0
- Montana ..... 11-3-0
- Eastern Kentucky ..... 10-3-0
- McNeese State ..... 10-3-0
- James Madison ..... 10-3-0
- Idaho ..... 9-3-0
- Appalachian State ..... 9-4-0
- Boston University ..... 9-3-0
- Northern Iowa ..... 8-4-0
- Troy State ..... 8-4-0
- New Hampshire ..... 10-2-0
- Pennsylvania ..... 9-0-0
- North Texas ..... 7-4-1
- Middle Tennessee .... 8-3-1
- Grambling ..... 9-2-0
- Alcorn State ..... 8-3-1
- William & Mary ..... 8-3-0
- Central Florida ..... 7-4-0
- Stephen F. Austin ..... 6-3-2
- Hofstra ..... 8-1-1
- South Carolina State ... 9-2-0
- Western Illinois ..... 8-3-0
- Northern Arizona ..... 7-4-0

---

# Raider Assistant Coaches

## Todd Tanney

### Defensive Coordinator


Todd Tanney became a member of the Blue Raider staff just before the opening of spring practice in 1994.

He came to Murfreesboro from Stephen F. Austin State University in Nacogdoches, Texas, where he was in charge of the defensive secondary.

A native of Clearwater, Fla., Tanney graduated from the University of Florida in 1983 with a major in history. As an undergraduate he worked as a student assistant coach with the Gators for two seasons that led to appearances in the Peach Bowl and Bluebonnet Bowl.

He was assistant coach at Millersville (Pa.) University from 1984 through 1985, then took an assistant's post at West Georgia College in 1986. Following the '86 season, he returned to Millersville as defensive coordinator from 1987 through the 1986 season, when he left for Stephen F. Austin.

Tanney is single.



## Tom Fiveash

### Offensive Coordinator


Tom Fiveash returned to the Blue Raider staff in 1994 for his third hitch at coaching for his alma mater. He was an original member of Donnelly's staff in 1979, making the move with Boots from Austin Peay, where Fiveash coached in 1978.

He and Donnelly were teammates at MTSU in the early '60s on some of the Raiders' finest teams ever. Then Fiveash spent 12 years in Georgia's high school coaching ranks before joining Donnelly at Austin Peay.

He left the MTSU staff following the 1980 season and returned to Georgia, where he headed the program at Social Circle High before rejoining the Raiders in 1983.

He took the head coaching job at Nashville's Father Ryan High School after the 1990 season, the post from which he came back to MTSU once again in '94.

He and his wife, Betsy, have a daughter, Beth, and a son, Paul.



## Ray Barnes


### Defensive Line

Ray Barnes joined the MTSU staff in March 1991, another step in a solid coaching career in which he has successfully handled a wide variety of assignments.

A native of Fayetteville, Tenn., where he was a standout high school athlete, Barnes was a three-year letterman at linebacker at Memphis State (1964-66). He received his bachelor's degree from Memphis State in 1967 and the master's degree from Tennessee Tech in 1989.

He was an assistant coach at Gallatin (Tenn.) High School (1967-71) and freshman coach at Virginia Tech in 1972. He coached linebackers and the defensive line at Vanderbilt (1973-81), serving on the same staff with current MTSU Head Coach Boots Donnelly in '76. He then went to Southwest Louisiana, where he coached linebackers and coordinated the defensive front (1982-85). For the five seasons before coming to Middle Tennessee, he was head coach at Warren County (Tenn.) High School.

Ray is married to the former Marilyn Ramsey of Gallatin. They have three daughters, Karen Redmon, Leigh and Jennifer.



## Billy D'Ottavio

### Defensive Secondary

Billy D'Ottavio joined the Blue Raider coaching staff in the spring of 1995 after six seasons on the staff at Indiana University of Pennsylvania.


He was defensive coordinator and defensive line coach his last two years at IUP after having coached the secondary for four seasons.

A native of Roxbury, N.J., D'Ottavio was quarterback and defensive back at Roxbury High before attending Millersville (Pa.) University, where he was a defensive back.

He remained at Millersville as a student coach for the Marauders in 1985, then became a graduate assistant there after receiving his degree in 1986.

He spent the 1987 and 1988 seasons as a graduate assistant under Head Coach Mike Gottfried at Pittsburgh before moving on to IUP.

D'Ottavio is single.



---

# Raider Assistant Coaches

## Matt Riley

### Strength and Conditioning


Matt Riley joined the Blue Raider coaching staff in the spring of 1993.

He lettered for the Blue Raiders as an offensive tackle on two of MTSU's finest teams ever, the national semifinalists of 1984 and the undefeated 1985 team.

Matt had come to the Blue Raiders after an all-star career in Jefferson County's outstanding high school program. After his playing days, he was a student assistant in MTSU's weight-training program until he received his degree.

After his graduation from Middle Tennessee in 1988, Riley was head strength and conditioning coach at Tennessee Tech in 1989 and 1990, then took a similar job at Southern Mississippi, where he spent the 1991 and 1992 seasons before returning to his *alma mater*.

Matt is married to the former Rajayna Davis of New Market, Tenn.



## Alex Robins

### Quarterbacks


Alex Robins, a Richmond, Va., native, came to MTSU in 1983 after working with offensive backs for nine seasons at Mars Hill (N.C.) College.

He coached for two years at the University of Richmond and served another two-year hitch at Brunswick, Ga., High School.

The likeable and efficient Robins was a star running back at Woodberry Forest High School in Richmond and then at Maryville (Tenn.) College, where he played for Coach John Tomlinson.

He has helped develop some of the outstanding quarterbacks in MTSU history and has been an integral part of the offensive success that has consistently placed the Blue Raiders among Division I-AA's Top 25 in scoring.

He is married to the former Peggy Smith and they have two sons, Trey and Matt.



## Eric Roark

### Receivers


Eric Roark, a native of Pawhuska, Okla., came to the MTSU coaching staff in 1989 and promptly made his presence felt in the drive toward a Blue Raider OVC championship.

After an outstanding career in football, basketball and track at Pawhuska High, Roark played four years of football under the coaching of Jimmy Johnson (now of the Dallas Cowboys) at Oklahoma State as a defensive back.

He received the B.S. degree in physical education from Oklahoma State in 1984.

He was graduate assistant coach at both San Diego State (1985) and Iowa State (1986). He was an assistant coach at OVC-rival Murray State for two seasons just prior to joining the Raider staff.

He and his wife, Connie, have two sons, Ben and Nick.



## Floyd Walker

### Defensive Ends

Floyd Walker joined the Blue Raider staff in the spring of 1992, after four years as student or graduate assistant, on the heels of his playing days as an MTSU running back.


One of collegiate football's smallest backs ever (5-3, 139 pounds), Floyd originally joined the Raider squad as a "walk-on."

He quickly became a crowd favorite as a darting runner who was willing to play hard-nosed football, averaging nearly four yards per carry for his entire career, despite a monumental lack of size.

He received his B.S. degree from MTSU in 1989 and is currently working toward a master's degree.

A native of Clarksville, Tenn., Walker has worked in nearly every phase of the Blue Raider offense and defense.

He is single.



## A Chance to Play:

# "Walk-Ons" CAN Make It!

Every season there is a special group of athletes who make up a very vital part of Middle Tennessee State University's football team. They're the "walk-ons" — those players who "walked-on" to the practice field without benefit of a grant-in-aid and played their ways into spots in the Blue Raider lineup.

The "open-door" policy of Head Coach Boots Donnelly and his staff, the determination to give every youngster who's willing to pay the price a chance to play, has paid off handsomely for MTSU.

"There is absolutely no way that any coaching staff can sign — or even contact, for that matter — every player with the capabilities of playing college football," says Donnelly.

"We'd be kidding ourselves if we thought we could. And we'd be missing out on a lot of fine-looking football players."

This year's Blue Raider team is typical. At least five players who were originally "walk-ons" were slated for starting assignments when fall practice opened: split end Demetric Mostiller, center Theron Bean, fullback Robbie Roberts, place-kicker Mark Sadler, and defensive tackle Reggie Upshaw.

Six other "walk-ons" were listed on

the pre-season two-deep, including flanker Richard Widener, fullback Reggie Parks, tailback Lebrion McGill, defensive tackle Rick Holliday, outside linebacker Jayme Duarte and free safety Shawn Kelley.


One of the Raiders' past All-Americans was a "walk-on." Franklin's Kelly Potter graduated after making the Kodak/American Football Coaches Association All-America team in 1984.

All told, more than 42 percent of the players on the Blue Raiders' 1995 pre-season roster came to the MTSU campus on their own, wanting no more than an opportunity to make the team and play collegiate football. They obviously found what they were looking for.

"We can't afford to miss an outstanding prospect just because he wasn't already on a scholarship when he came into our program," Donnelly reflects.

"For example, linebacker Robbie Ridings, one of our leading tacklers the first four years we coached here at MTSU, was a 'walk-on.' If we had assumed that somebody would already have signed him if he could really play, we would have lost one of the finest defensive players the Ohio Valley Conference had seen in years."

Ridings, incidentally, got his degree



Kelly Potter  
All-American "Walk-On"

at MTSU and is now a successful high school coach in Georgia.

Donnelly takes his philosophy one step further: "I think maybe there is something really special about the athlete who comes out for the team even though a lot of folks think he's been passed over. He has to have a special kind of mental toughness and discipline."

Those two characteristics -- mental toughness and discipline -- played key roles in Donnelly's own development as both player and coach. They will continue to be a major part of his program at MTSU, as will those special people, the "walk-ons."




Starting fullback and former "walk-on" Robbie Roberts (35) rumbles into the end zone for a touchdown against Jacksonville State.

# The 1995 Blue Raiders

(Listed Alphabetically)

25

**VINCE AKRIDGE, OLB**  
6-0, 208, Sr., Chattanooga, Tenn.




Seems to have overcome physical problems that have kept him on sidelines more than on field throughout career . . . had exceptionally good spring . . . is starting to assert himself, taking on more of a leadership role . . . should be one of club's better defensive players if he can stay clear of injuries.

*Personal Data:* Parents-Mr. Napoleon Akridge and Mrs. Wilma Akridge; Born 9/6/74; High School - Red Bank; Major - Psychology; 40-Yd. Time- 4.64

Year	T-A-Total	For Loss	Sacks	Pass		Int-Yds	TD
				Brok Up	C/R		
1992	4-0-4	0/0	0/0	0	0/0	0-0	0
1993	0-2-2	0/0	0/0	0	0/0	0-0	0
1994	7-2-9	1/9	1/9	0	0/0	0-0	0
<b>Total</b>	<b>11-4-15</b>	<b>1/9</b>	<b>1/9</b>	<b>0</b>	<b>0/0</b>	<b>0-0</b>	<b>0</b>

60

**SCOTT BAKER, OT**  
6-1, 285, Jr., Nashville, Tenn.




Has seen some action in last two seasons . . . has physical ability to become solid lineman . . . more consistent mental focus should allow him to contribute solidly this season.

*Personal Data:* Parents-Mr. James Baker and Mrs. Delores Baker; Born 12/22/73; High School-Antioch (Coach Terry Anderson); Major-University Studies; 40-Yd. Time-5.51

56

**THERON BEAN, C**  
6-1, 285, Sr., Shelbyville, Tenn.




Very intelligent lineman . . . versatility has allowed him to pick up experience at both center and guard . . . is durable, tough individual . . . should be one of better offensive linemen in OVC . . . was member of 1992 Tennessee High School All-Star team as senior at Shelbyville.

*Personal Data:* Parents-Mr. Bobby Bean and Mrs. Evelyn Bean; Born 11/2/73; High School-Central (Coach James Thaxton); Major-Medical Technology; 40-Yd. Time- 5.21

75

**CHRIS BLAIR, LS**  
5-11, 225, So., Memphis, Tenn.




Has attained needed improvement in conditioning and strength . . . was very valuable long-snapper on kicks last season and has ability to become one of top specialists in the OVC at his assignment.

*Personal Data:* Parents-Mr. and Mrs. Andrew F. Blair Jr.; Born 2/13/74; High School-Craigmont (Coach Pruitt); Major-Secondary Education; 40-Yd. Time-5.18

2

**PERCY BLUE, SE**  
5-8, 160, So., Nashville, Tenn.




Has physical ability to play solidly, provide depth at wide receiver position . . . needs to develop more consistency with routes . . . has become more intense at making plays . . . counted on as back-up, but could challenge for regular role with continued improvement.

*Personal Data:* Parents-Mr. Percy Blue and Mrs. Emma Blue; Born 4/5/73; High School-Maplewood (Coach Robert Williams); Major-Uncecided; 40-Yd. Time-4.62

44

**NATHANIEL CLAYBROOKS, LB**  
6-1, 230, Sr., Nashville, Tenn.




Emerged as All-Ohio Valley Conference choice last season, shouldering leadership role at linebacker after Anthony Hicks was sidelined by early-season injury . . . was team's leading tackler in '94 . . . had outstanding spring practice until ankle injury forced him out of final five days of work . . . has improved strength and conditioning . . . has become big-play player who is a factor in every game . . . is one of club's few returning All-Conference players.

*Personal Data:* Parents-Mrs. Faye Edmondson; Born 11/26/72; High School-Maplewood (Coach Robert Williams); Major-Wellness and Fitness; 40-Yd. Time-4.92

Year	T-A-Total	For Loss	Sacks	Pass		Int-Yds	TD
				Brok Up	C/R		
1993	18-26-44			1	0/1	1/14	0
1994	52-66-118	4/14	1/6	2	0/3	2/38	0

11

**BRIAN DAVIS, QB**  
6-2, 195, Jr., Murfreesboro, Tenn.



Gained valuable experience last two seasons as understudy to Kelly Holcomb . . . has outstandingly strong arm, good foot speed and agility . . . still learning reaction to defenses and the intricacies of the MTSU attack, but has physical ability to become a truly outstanding collegiate quarterback . . . keys to his chances to become top-flight field general lie in his intensity and consistency . . . was two-time All-Stater at Murfreesboro's Riverdale High School, leading Warriors to state championship as a senior, when he passed for 1,868 yards, 32 TDs, all with only one interception.


*Personal Data:* Parents - Mr. Richard Dennis and Mrs. Mary L. Davis; Born 12/22/73; High School - Riverdale (Coach Gary Rankin); Major - Undecided; 40-Yd. Time - 4.72

Year	Com-Alt-Int	Yds	TD	Rush-Yds	Avg	TD
1993	11-16-0	147	1	18(-9)	-1.5	1
1994	4-9-3	88	0	13(-1)	-0.3	0
<b>Total</b>	<b>15-25</b>	<b>235</b>	<b>1</b>	<b>31(-10)</b>	<b>-0.3</b>	<b>1</b>

**10****GABE GARCIA, QB**  
6-2, 205, Jr., Cypress, Calif.**Photo  
Not  
Available**

Transferred last spring from Rancho Santiago Community College . . . went through spring practice, but had difficulty adjusting to MTSU offensive system . . . has size needed at his position, but needs to be more comfortable with scheme . . . improvement in transition, early playing time could make big difference in his chances to move up.


*Personal Data: Parents-Mr. and Mrs. Dick Groat; Born 7/23/74; High School-Fort Payne (Coach Jerry Elmore); Major-Physical Education; 40-Yd. Time-4.84*

**42****KELVIN GARR, MLB**  
5-10, 220, So., Madison, Tenn.

Was not allowed to participate in spring practice due to disciplinary action by coaching staff . . . could contribute solidly this fall when he returns, if his physical and mental intensity become of a nature that can be traced from snap to snap . . . first cousin to former major league baseballer Ralph Garr.

Year	T-A-Total	For Loss	Sacks	Pass		C/R	Int-Yds	TD
				Brok Up	Fum			
1994	0-0-0	0/0	0/0	1	0	0	0-0	0


*Personal Data: Parent - Mrs. Regra Ellis; Born 10/27/74; High School-Hunters Lane (Coach Jerry Pigue); Major-Undecided; 40-Yd. Time-4.86*

**51****T. J. GENTLE, DE**  
6-2, 216, So., Jasper, Tenn.

Got some seasoning last year on special teams and at linebacker . . . improved physical attributes and mental attitude and readiness in spring . . . still needs added strength as he makes move from linebacker to down-lineman position at defensive end . . . Donnelly says he "should be a good one down the road."


Year	T-A-Total	For Loss	Sacks	Pass		C/R	Int-Yds	TD
				Brok Up	Fum			
1994	8-3-11	1/2	0/0	1	0/0	0	0-0	0

*Personal Data: Parents - Mr. and Mrs. Terry Gentle; Born 7/14/76; High School-Marion Co. (Coach Ken Colquitt); Major-Undecided; 40-Yd. Time-4.90*

**67****ERIC GROAT, OG**  
6-2, 250, Jr., Fort Payne, Ala.

Improved greatly in spring drills . . . has all physical attributes to be solid offensive lineman . . . lettered past two seasons as special teams player, reserve . . . still needs strength, size . . . should continue to improve, provide much needed depth in forward wall.


*Personal Data: Parents-Mr. and Mrs. Dick Groat; Born 7/23/74; High School-Fort Payne (Coach Jerry Elmore); Major-Industrial Education; 40-Yd. Time-5.01*

**45****ANTHONY HICKS, DE/LB**  
6-2, 208, Jr., Jackson, Tenn.

Has applied for medical hardship status after injuring knee in opening game last year, missing rest of season . . . was held out of spring practice to give extra time for knee to bounce back . . . can run, chases ball well . . . hard and aggressive hitter . . . one of team's hardest workers in practice, provides outstanding leadership . . . was second-team All-OVC pick in 1993; should be leading candidate for league, regional honors this season.

*Personal Data: Parents-Mr. Joe Neal Hicks and Mrs. Savannah Hicks; Born 7/30/74; High School-Central-Merry (Coach Rick Collins); Major-Wellness and Fitness; 40-Yd. Time-4.75*


Year	T-A-Total	For Loss	Sacks	Pass		C/R	Int-Yds	TD
				Brok Up	Fum			
1992	31-17-48	3-5.5	0/0	1	0/1	0	0-0	0
1993	60-53-113	7/22	2/12	8	0/0	0	3-5	1
1994	4-2-6	1/4	0/0	0	0/0	0	0-0	0
<b>Total</b>	<b>95-72-167</b>	<b>11/31.5</b>	<b>2/12</b>	<b>9</b>	<b>0/1</b>	<b>0</b>	<b>3-5</b>	<b>1</b>

**71****RICK HOLLIDAY, DT**  
5-10, 256, So., Winchester, Tenn.

Tough, hard-nosed player who began his MTSU career as walk-on . . . has played extensively, even drawing number of starts last year as freshman . . . is under-sized for defensive line, but compensates with tenacity and heart . . . has good nose for ball, plays all-out every snap . . . tied MTSU single-season record for fumble recoveries last year with five . . . seems headed for outstanding career as defensive lineman.

Year	T-A-Total	For Loss	Sacks	Pass		C/R	Int-Yds	TD
				Brok Up	Fum			
1994	19-17-36	3/6	0/0	1	2/5	0	0-0	0

*Personal Data: Parents - Mr. and Mrs. Ricky Holliday Sr.; Born 2/25/75; High School-Franklin Co. (Coach Harold Roberts); Major-Undecided; 40-Yd. Time-5.20*

**18****TERRELL JOHNSON, OLB**  
5-10, 186, So., Memphis, Tenn.


An up-and-coming young defensive player who played on special teams and as back-up last year . . . hits hard . . . needs more size, strength to make his punch even more effective . . . experience, added consistency in both physical, mental intensity will guarantee him increasing amounts of playing time.

Year	T-A-Total	For Loss	Sacks	Pass		C/R	Int-Yds	TD
				Brok Up	Fum			
1994	7-6-13	2/8	1/7	0	1/0	0	0-0	0

*Personal Data: Parent-Mrs. Patricia Nelson; Born 10/1/74; High School-Germantown (Coach Tom Mirno); Major-Undecided; 40-Yd. Time-4.66*

70

**JARVIS JOLLY, OT**  
6-6, 300, Jr., Elkmont, Ala.




Penciled in as starter this fall after a solid spring practice . . . has very agile feet for man of his size, outstanding quickness -- all the attributes to become an outstanding offensive lineman . . . Improvement in intensity could establish him as a mainstay in the Raider line.

*Personal Data: Parents-Mr. Marvin Jolly and Mrs. Marilyn Green; Born 12/25/73; High School-Elkmont; Major-Physical Education; 40-Yd. Time-5.31*

39

**SHAWN KELLEY, SS**  
5-8, 170, Jr., Germantown, Tenn.




Originally a tailback, Kelley was moved first to cornerback and then to strong safety spot . . . Donnelly calls him "the kind of player every program needs . . . he lacks both size, ability, but plays anyway, mainly on desire and enthusiasm" . . . will provide valuable help both on special teams and as back-up at his position.

*Personal Data: Parent-Mrs. Mary Lou Kelley; Born 1/6/74; High School-Germantown (Coach Ken Netherland); Major-Economics; 40-Yd. Time-4.78*

Year	T-A-Total	For Loss	Sacks	Pass		Fum	Int-Yds	TD
				Brok Up	C/R			
1993	3-6-9	0/0	0/0	0	0/0	0	0-0	0
1994	8-2-10	0/0	0/0	0	0/0	0	0-0	0
<b>Total</b>	<b>11-8-19</b>	<b>0/0</b>	<b>0/0</b>	<b>0</b>	<b>0/0</b>	<b>0</b>	<b>0-0</b>	<b>0</b>

80

**BRIAN KIDD, TE**  
6-2, 230, So., Newnan, Ga.




Played on special teams last year as true freshman . . . has made solid gains in size and strength since last season . . . needs to improve foot speed, catching ability . . . will be counted on for depth at tight end slot.

*Personal Data: Parent-Mr. and Mrs. Vernon Kidd; Born 3/1/75; High School-Newnan (Coach Max Bass); Major-Undecided; 40-Yd. Time-5.05*

92

**CHIP LOCKHART, DT**  
6-0, 252, So., Whitwell, Tenn.




Classified as "under-sized" for his position, Lockhart gets playing time because of his quickness and desire . . . missed spring practice because of reconstruction on an injured knee . . . played extensively in '94, should provide depth, challenge for starter's role this fall.

*Personal Data: Parents-Mr. Larry Lockhart and Mrs. Cathy Burrows; Born 7/5/74; High School-Marion County (Coach Ken Colquitt); Major-Undecided; 40-Yd. Time-5.15*

29

**BRIGHAM LYONS, TB**  
5-10, 172, Jr., Greeneville, Tenn.




Was red-shirted in '91 after coming off senior high school year in which he rushed for 1,975 yards as a running back . . . burst on Blue Raider scene in '92 as back-up for Walter Dunson at tailback, a position from which he rushed for 641 yards and scored 10 TDs . . . set NCAA Division I-AA Playoff record with 81-yard scoring romp against eventual-national champion Marshall . . . rushed for more than 100 yards in each of five 1992 games, topped by 188-yard performance against Murray State . . . was hampered in both '93 and '94 by knee surgeries, but showed signs in spring practice that he is again reaching full stride . . . has speed, running, catching ability to continue tradition of outstanding Blue Raider tailbacks.

*Personal Data: Parents-Mr. and Mrs. Bill Lyons; Born 10/9/72; High School-Greeneville; Major-Physical Education; 40-Yd. Time-4.41*

Year	Rush-Yds	Avg	TD	Catch-Yds	TD
1992	75-641	8.5	10	1-(-2)	0
1993	86-448	5.2	5	8-133	0
1994	48-285	5.9	1	1-2	0
<b>Total</b>	<b>209-1374</b>	<b>6.6</b>	<b>16</b>	<b>10-133</b>	<b>0</b>

61

**ANDY MASSEY, OT/OG**  
6-3, 270, Jr., Lake Worth, Fla.




Very intelligent player . . . comes from solid football background -- his father is a coach-athletic director . . . needs to increase strength . . . coaching staff looking for him to improve physical toughness, mental intensity.

*Personal Data: Parents-Mr. and Mrs. Bill Massey; Born 8/22/74; High School-Lake Worth (Coach Don Rosser); Major-Education; 40-Yd. Time-5.46*

85

**ANTHONY McCORD, DT**  
6-0, 230, Jr., Nashville, Tenn.




Donnelly calls McCord "the best overall athlete on the team" . . . started at tight end as freshman, at defensive tackle last year, performed admirably in both slots . . . capable of making the big play as down lineman . . . extremely quick, very competitive . . . lacks only snap-to-snap intensity before possibly becoming one of Division I-AA's best down defensive linemen.

*Personal Data: Parents-Mr. Clarence McCord and Mrs. Clara Fentress; Born 2/17/74; High School-Maplewood (Coach Robert Williams); Major-Nursing; 40-yd. Time-4.81*

Year	T-A-Total	For Loss	Sacks	Pass		Fum	Int-Yds	TD
				Brok Up	C/R			
1994	28-22-50	8/47	5/27	1	0/1	0	0-0	0

22

**LEBRIAN MCGILL, TB**  
5-6, 175, So., Antioch, Tenn.




Very smart performer who loves to play the game . . . "he's just enjoyable to coach," says Raiders' Donnelly . . . determined ball-carrier who is crowd favorite with his slashing runs . . . lacks size, but overcomes it with desire and grit . . . should play strong support role at the tailback slot.

*Personal Data: Parents-Mr. and Mrs. Lémore McGill; Born 2/12/75; High School-Antioch (Coach Robert Brown); Major-Computer Information Systems; 40-yd. Time-4.50*

Year	Rush-Yds	Avg	TD	Catch-Yds	TD
1994	39-200	5.1	1	1-29	0

17

**DEMETRIC MOSTILLER, SE**  
5-7, 160, Jr., Chattanooga, Tenn.




Phenomenally tough, determined receiver . . . developed particularly rapidly over final half of '94 season . . . was team's fourth-leading receiver last year . . . his five TD receptions were second-best total among all Raider receivers . . . should be one of the OVC's best in '95 . . . probable All-Star candidate.

*Personal Data: Parents-Mr. and Mrs. Lebron Copeland; Born 12/20/73; High School-City (Coach Nick Bratcher); Major-Criminal Justice Administration; 40-Yd. Time-4.50*

Year	Catch-Yds	TD
1993	2-9	0
1994	24-384	5
<b>Total</b>	<b>26-393</b>	<b>5</b>

94

**JAY MOORE, DT**  
6-1, 282, Jr., Wartburg, Tenn.




Has collected solid playing time each of past two seasons in both starting, reserve roles . . . has extremely good strength . . . is very physical player . . . needs some improvement in mobility, but should be very solid player this fall in interior of defensive line.

*Personal Data: Parents-Mr. and Mrs. Jack Moore, Sr.; Born 1/5/73; High School-Wartburg (Coach Rory Foster); Major-Physical Education; 40-Yd. Time-5.31*

Year	T-A-Total	For Loss	Sacks	Pass		C/R	Int-Yds	TD
				Brok Up	Fum			
1993	9-7-16	4/22	3/19	0	0/0	0/0	0-0	0
1994	6-2-8	1/1	0/0	0	0/0	0/0	0-0	0
<b>Total</b>	<b>15-9-24</b>	<b>5/23</b>	<b>3/19</b>	<b>0</b>	<b>0/0</b>	<b>0/0</b>	<b>0-0</b>	<b>0</b>

8

**SHELBY PARKER, QB**  
6-1, 175, Fr., Fayetteville, Tenn.




Comes from same outstanding high school program that produced Kelly Holcomb, ex-MTSU quarterback now with Tampa Bay Buccaneers of the NFL . . . as red-shirt freshman, Parker improved more than any other quarterback in spring practice, narrowing the gap on rest of quarterback candidates . . . needs more strength, size, but is determined to play . . . is very intelligent

*Personal Data: Parents-Mr. and Mrs. Johnny Parker; Born 6/12/76; High School-Lincoln Co. (Coach Louis Thompson); Major-Uncecided; 40-Yd. Time-5.15*

33

**REGGIE PARKS, FB**  
5-10, 220, Sr., Chattanooga, Tenn.




A young man who is very determined to play . . . has undergone arduous weight reduction and knee surgery to become a contributing member of the Blue Raider squad . . . lacks speed, but has generous supply of courage, desire . . . will provide vital depth at fullback position.

*Personal Data: Parents-Mr. and Mrs. Woodrow Parks; Born 10/28/72; High School-Ooltewah (Coach Jim Davis); Major-Pre-Physical Therapy; 40-Yd. Time-5.16*

Year	Rush-Yds	Avg	TD	Catch-Yds	TD
1994	10-30	3.0	1	0-0	0


52

**MIKE MORGAN, C**  
6-2, 245, Jr., Nashville, Tenn.



Has been in Blue Raider program for three years, is beginning to reach maturity . . . has solid understanding of defensive schemes, techniques . . . needs to improve physical toughness . . . also needs to become more determined, with more consistent competitive drive from play-to-play.


*Personal Data: Parents-Mr. and Mrs. John T. Morgan; Born 1/19/74; High School-Overton (Coach Doug Mullican); Major - Criminal Justice Administration; 40-Yd. Time-5.50*

**35****ROBBIE ROBERTS, FB**  
5-10, 200, Sr., Ft. Walton Beach, Fla.

Originally a walk-on, Roberts became a part-time starter in '93 and a regular in '94 . . . was held out of spring practice due to a knee injury . . . very intelligent player who is consistent in his effort . . . steady maker of clutch plays . . . last year developed a knack for scoring on short-yardage situations . . . needs more strength, but is hard-nosed player.

*Personal Data: Parents-Mr. and Mrs. Bill Roberts; Born 1/9/73; High School-Ft. Walton Beach (Coach Jimmy Ray Stephens); Major-Business Administration; 40-Yd. Time-4.71*


Year	Rush-Yds	Avg	TD	Catch-Yds	TD
1993	18-90	5.0	1	12-56	0
1994	29-84	2.9	6	11-105	1
<b>Total</b>	<b>47-174</b>	<b>3.7</b>	<b>7</b>	<b>23-161</b>	<b>1</b>

**31****CHRISTOPHER SNORTON, CB**  
5-10, 176, So., Springfield, Tenn.

Showed great improvement last spring . . . has quckness and ability to hit hard . . . with experience gained on special teams and in reserve role a year ago, he is expected to challenge for a regular berth this fall.

*Personal Data: Parents-Mr. James Snorton and Mrs. Clara Leavell; Born 4/20/75; High School - Springfield (Coach Donnie Jones); Major-Undecided; 40-Yd. Time-4.57*


Year	T-A-Total	For Loss	Sacks	Pass Brok Up	Fum C/R	Int-Yds	TD
1994	27-5-32	1/5	0/0	4	0/0	4-73	0

**26****MARK SADLER, PK**  
5-9, 150, So., Nashville, Tenn.

After one red-shirt season and one varsity season as back-up, Mark is heir-apparent to the kicking chores performed so admirably by now departed four-time All-OVC kicker Garth Petrilli . . . Sadler has improved tremendously . . . will be expected to fend off challenges from newcomers to the squad.


*Personal Data: Parents-Mr. Robert Sadler and Mrs. Linda Sadler; Born 8/9/74; High School-Overton (Coach Doug Mullican); Major-Aerospace Engineering; 40-Yd. Time-4.98*

Year	PAT	FG	Pts
1994	4-4	0-0	4

**66****BURT TALLEY, OT**  
6-3, 285, Sr., Fayetteville, Tenn.

Returns for his third year as a starter, one of which was spent at the center position . . . has all talent to become top-notch offensive lineman: size, strength, mobility . . . should be one of very best offensive linemen in Ohio Valley Conference . . . helped pace Lincoln County to Tennessee championship as high school senior, when he was an All-State choice.


*Personal Data: Parents-Mr. and Mrs. Robert Talley; Born 1/12/73; High School - Lincoln County (Coach Louis Thompson); Major-Physical Education; 40-Yd. Time-5.30*

**28****ANTONIO SMITH, CB**  
5-7, 161, So., Powder Springs, Ga.

Has opportunity to contribute solidly in secondary this fall after gaining valuable experience as special teams performer and reserve last season. . . needs size, strength and improved hitting ability . . . has speed and foot-quickness to make plays.

*Personal Data: Parents-Mr. Franklin Smith and Mrs. Callie Smith; Born 10/27/75; High School-McEachern (Coach Dorsey); Major-Undecided; 40-Yd. Time-4.50*

Year	T-A-Total	For Loss	Sacks	Pass Brok Up	Fum C/R	Int-Yds	TD
1994	11-3-14	1/1	0/0	2	0/0	0-0	0

**23****TIM TATE, CB**  
5-10, 177, So., Hurlburt Field, Fla.


Needs experience, which he will undoubtedly get if he can stay free of nagging injuries . . . good "cover" defender . . . is expected to play on special teams and compete for starting role.

*Personal Data: Parents-Mr. and Mrs. Norris Tate; Born 5/20/76; High School-Ft. Walton Beach (Coach Steve Williams); Major-Undecided; 40-Yd. Time-4.53*

Year	T-A-Total	For Loss	Sacks	Pass Brok Up	Fum C/R	Int-Yds	TD
1994	4-5-9	0/0	0/0	0	0/1	0-0	0

16

**BRANDON THOMAS, P**  
6-0, 190, So., Knoxville, Tenn.




Has leg strength, determination to become outstanding punter . . . needs work on technique, consistency . . . had best average in OVC last season . . . seems headed for outstanding career.

*Personal Data: Parents-Mr. and Mrs. Don Thomas; Born 4/3/75; High School-Halls (Coach Kerr); Major-Marketing; 40-Yd. Time-5.05*

Year	Punts	Yds	Avg	Inside	
				20	Long
1993	32	1298	40.6	6	53

40

**MIKE THOMAS, FB**  
5-9, 190, So., Springfield, Tenn.



Has all physical ability, including speed, quickness to become very good fullback . . . working on improvement of mental maturity, toughness . . . could well become "big-play" back inside.

*Personal Data: Parents-Mr. and Mrs. Michael Thomas; Born 9/15/74; High School-Springfield; Major-Undecided; 40-Yd. Time-4.51*

Year	Rush-Yds	Avg	TD	Catch-Yds	TD
1994	11-78	7.1	1	6-55	0

72

**REGGIE UPSHAW, DT**  
6-4, 265, Jr., Chattanooga, Tenn.




Photo Not Available


Has both physical size, ability to become outstanding down-lineman . . . needs more intensity . . . could begin to reach his full potential as he improves physical conditioning . . . saw limited playing time last year.

*Personal Data: Parent - Mrs. Lorina Upshaw; Born 7/24/74; High School - Red Bank (Coach Tom Weathers); Major-Physical Education; 40-Yd. Time-5.23*

Year	T-A-Total	For Loss	Sacks	Brok Up	Pass		Int-Yds	TD
					C/R	Fum		
1994	0-1-1	0/0	0/0	0	0/0	0-0	0	

19

**TOBY WALKER, SE**  
6-0, 165, So., Gadsden, Ala.




Is potentially an exceptionally outstanding pass receiver . . . can run, jump, catch with best of 'em . . . needs experience, ability to concentrate more consistently . . . should have outstanding season.

*Personal Data: Parent-Mrs. Janet Taylor; Born 2/23/76; High School-Gadsden (Coach Vince DiIorenzo); Major-Undecided; 40-Yd. Time-4.47*

Year	Catch-Yds	TD
1994	1-35	0

50

**KRIS WHITE, LB**  
6-0, 230, So., Murfreesboro, Tenn.




Improved greatly in spring, especially in area of mental toughness . . . overall progress was extremely pleasing to coaching staff . . . saw lot of action last year as freshman, winding up as team's third-leading tackler . . . if his nagging knee problems can be corrected, he should help to provide outstanding depth at middle linebacker.

*Personal Data: Parent - Mrs. Susie Petty; Born 12/28/74; High School-Riverdale (Coach Gary Rankin); Major-Undecided; 40-Yd. Time-4.98*

Year	T-A-Total	For Loss	Sacks	Brok Up	Pass		Int-Yds	TD
					C/R	Fum		
1994	33-33-66	5/22	3/19	1	0/0	0-0	0	

68

**BUCK WILLIAMS, OG**  
6-2, 260, Jr., Hartselle, Ala.




Was red-shirted last year, then missed spring practice due to ankle injury . . . has physical size . . . needs improvement in mobility, consistency to become solid contributor.

*Personal Data: Parents-Mr. and Mrs. Earl Williams; Born 10/11/72; High School-Danville (Coach Sherman Burch); Major-Physical Education; 40-Yd. Time-5.74*

99

**TRENT YOUNG, DT**  
6-6, 235, Sr., Dunlap, Tenn.



Played tight end as freshman . . . has seen considerable action over past two seasons . . . has weight, height, mobility to become very solid defensive lineman . . . needs improvement in work habits, strength . . . coaches expect him to have outstanding senior year.

*Personal Data: Parents-Mr. Tom Dillion and Mrs. Elise Young; Born 5/22/72; High School-Sequatchie Co. (Coach Sid Fritts); Major-Criminal Justice; 40-Yd. Time-4.97*

Year	T-A-Total	For Loss	Sacks	Brok Up	Pass		Int-Yds	TD
					C/R	Fum		
1992	10-7-17	2/6	1/5	1	0/0	0-0	0	
1993	12-17-29	3/16	1/11	2	0/0	0-0	0	
1994	8-10-18	4/11	1/6	1	0/0	0-0	0	
Total	30-34-64	9/33	3/22	4	0/0	0-0	0	

# 1995 Blue Raider Depth Chart\*

(Returning Lettermen in Bold Face Type)

## Offense

Split End: **17-Demetric MOSTILLER (5-7, 160, Jr.)**  
86-Torvis GARDNER (5-10, 153, So.)

Left Tackle: **66-Burt TALLEY (6-3, 285, Sr.)**

Left Guard: **67-Eric GROAT (6-2, 250, So.)**  
**61-Andy MASSEY (6-3, 270, Jr.)**

Center: **56-Theron BEAN (6-1, 285, Sr.)**  
52-Mike MORGAN (6-2, 245, Jr.)

Right Guard: **60-Scott BAKER (6-1, 285, Jr.)**  
68-Buck WILLIAMS (6-2, 260, Jr.)

Right Tackle: **70-Jarvis JOLLY (6-6, 300, Jr.)**  
74-Conrad KAUL (6-5, 265, Fr.)

Tight End: **80-Brian KIDD (6-2, 230, So.)**  
82-Daniel CALVO (6-4, 210, Fr.)

Quarterback: **11-Brian DAVIS (6-2, 195, Jr.)**  
8-Shelby PARKER (6-1, 175, Fr.)  
10-Gabe GARCIA (6-2, 205, Jr.)

Flanker: **19-Toby WALKER (6-0, 165, So.)**  
32-Richard WIDENER (5-10, 175, So.)

Fullback: **35-Robbie ROBERTS (5-10, 200, Sr.)**  
**40-Mike THOMAS (5-9, 190, So.)**  
**33-Reggie PARKS (5-10, 220, Sr.)**

Tailback: **29-Brigham LYONS (5-10, 172, Sr.)**  
**22-Lebrian McGILL (5-6, 175, So.)**  
20-Jeremy McMURRY (5-9, 186, Fr.)

Kicker: **26-Mark SADLER (5-9, 150, So.)**

## Defense

Left End: **85-Anthony McCORD (6-0, 230, Jr.)**  
**51-T. J. GENTLE (6-2, 216, So.)**

Left Tackle: 72-Reggie UPSHAW (6-4, 265, Jr.)  
**92-Chip LOCKHART (6-0, 252, So.)**

Right Tackle: **94-Jay MOORE (6-1, 282, Jr.)**  
**71-Rick HOLLIDAY (5-10, 256, So.)**

Right End: **99-Trent YOUNG (6-6, 235, Sr.)**  
**45-Anthony HICKS (6-2, 208, Jr.)**

Outside Linebacker: **18-Terrell JOHNSON (5-10, 186, So.)**  
47-Jeff DUNNER (6-0, 220, Jr.)

Middle Linebacker: **44-Nathaniel CLAYBROOKS (6-1, 230, Sr.)**  
**53-Kris WHITE (6-0, 230, So.)**

Outside Linebacker: **25-Vince AKRIDGE (6-0, 208, Sr.)**  
**13-Jayme DUARTE (6-0, 195, Jr.)**

Cornerback: 5-Troy BROWN (5-9, 160, Fr.)  
**23-Tim TATE (5-10, 177, So.)**

Cornerback: 24-William Henley (5-10, 186, Fr.)  
**15-Jermaine WILSON (6-0, 185, So.)**

Free Safety: **31-Chris SNORTON (5-10, 176, So.)**  
**39-Shawn KELLEY (5-8, 170, Jr.)**  
34-Ryan HERRING (6-1, 175, Fr.)

Strong Safety: 28-Antonio SMITH (5-7, 161, So.)  
36-Darrell LOVE (5-10, 160, Fr.)

Punter: **16-Brandon THOMAS (6-0, 190, So.)**

\*This chart, compiled at end of spring practice, subject to continual change.

## Pronunciation Guide

**Akridge:** AY-kridj  
**Brigham (Lyons):** BRIG-um  
**D'Ottavio (coach):** duh-TAY-vee-oh  
**Duarte:** doo-ART-ay

**Terrell (Johnson):** tuh-RELL  
**Kaul:** KAWL  
**Lebrian (McGill):** luh-BRI-uhn

**Mostiller:** MAHS-till-ur  
**Roark (Coach):** ROW-ark  
**Tanney (coach):** TAN-ee  
**Theron (Bean):** THAIR-un

# 1995 Blue Raider Numerical Roster

No.	Player	Pos	Ht	Wt	Cl	Lt	Hometown (High School/Jr. College)
2-	BLUE, Percy	SE	5-8	160	So	0	Nashville, Tenn.(Maplewood)
5-	BROWN, Troy	DB	5-9	160	Fr	0	Valdosta, Ga.(Valdosta)
8-	PARKER, Shelby	QB	6-1	175	Fr	0	Fayetteville, Tenn.(Lincoln Co.)
10-	GARCIA, Gabe	QB	6-2	205	Jr	0	Cypress, Calif.(Rancho Santiago C.C.)
11-	DAVIS, Brian	QB	6-2	195	Jr	2	Murfreesboro, Tenn.(Riverdale)
13-	DUARTE, Jayme	DE	6-0	195	Jr	1	Trenton, Ga.(Northwest)
15-	WILSON, Jermaine	DB	6-0	185	Jr	1	Adairsville, Ga.(Adairsville)
16-	THOMAS, Brandon	P	6-0	190	So	1	Knoxville, Tenn.(Halls)
17-	MOSTILLER, Demetric	SE	5-7	160	Jr	2	Chattanooga, Tenn.(City)
18-	JOHNSON, Terrell	DE	5-10	186	So	1	Memphis, Tenn.(Bartlett)
19-	WALKER, Toby	SE	6-0	165	So	1	Gadsden, Ala.(Gadsden)
20-	McMURRY, Jeremy	TB	5-9	186	Fr	0	Gallatin, Tenn.(Gallatin)
22-	McGILL, Lebrian	TB	5-6	175	So	1	Antioch, Tenn.(Hillsboro)
23-	TATE, Tim	CB	5-10	177	So	1	Hurlburt Field, Fla.(Ft. Walton Bch.)
24-	HENLEY, William	DB	5-10	186	Fr	0	Rockwood, Tenn.(Rockwood)
25-	AKRIDGE, Vince	DE	6-0	208	Sr	2	Chattanooga, Tenn.(Red Bank)
26-	SADLER, Mark	PK	5-9	150	So	1	Nashville, Tenn.(Overton)
27-	PATTERSON, Greg	FS	5-10	175	So	1	Wartrace, Tenn.(Cascade)
28-	SMITH, Antonio	CB	5-7	161	Fr	0	Powder Springs, Ga.(McEachern)
29-	LYONS, Brigham	TB	5-10	172	Sr	3	Greeneville, Tenn.(Greeneville)
30-	McGILL, Lamont	FB	6-0	210	Fr	0	Mt. Pleasant, Tenn.(Mt. Pleasant)
31-	SNORTON, Christopher	CB	5-10	176	So	1	Springfield, Tenn.(Springfield)
32-	WIDENER, Richard	SE	5-10	175	So	0	Knoxville, Tenn.(Gibbs)
33-	PARKS, Reggie	FB	5-10	220	Sr	1	Chattanooga, Tenn.(Ooltewah)
34-	HERRING, Ryan	DB	6-1	175	Fr	0	Oxford, Ala.(Oxford)
35-	ROBERTS, Robbie	FB	5-10	200	Sr	2	Ft. Walton Beach, Fla.(Ft. Walton Bch.)
36-	LOVE, Darrell	DB	5-9	160	Fr	0	Johnson City, Tenn.(Science Hill)
37-	RIDLEY, Larry	DB	5-8	165	Fr	0	Lexington, Ky.(Henry Clay)
38-	REED, James	SE	5-10	185	So	0	Tullahoma, Tenn.(Tullahoma)
39-	KELLEY, Shawn	CB	5-8	170	Jr	1	Germantown, Tenn.(Germantown)
40-	THOMAS, Mike	FB	5-9	190	Jr	1	Springfield, Tenn.(Springfield)
41-	BAUER, Tyler	FB	5-9	210	Fr	0	Huntland, Tenn.(Huntland)
42-	GARR, Kelvin	LB	5-10	220	So	1	Madison, Tenn.(Davidson Acad.)
43-	PARKER, Jeremy	DB	5-11	180	Fr	0	Sweetwater, Tenn.(Sweetwater)
44-	CLAYBROOKS, Nathaniel	LB	5-11	223	Sr	1	Hermitage, Tenn.(Hunters Lane)
45-	HICKS, Anthony	LB	6-2	208	Jr	2	Jackson, Tenn.(Central-Merry)
46-	BROWN, Travis	DB	5-10	167	Fr	0	Memphis, Tenn.(Harding Academy)
47-	DUNNER, Jeff	OLB	6-0	220	Jr	0	Waco, Texas(Trinity Valley C.C.)
48-	MADDOX, Will	LB	5-11	220	Fr	0	Oak Ridge, Tenn.(Oak Ridge)
49-	HENDERSON, Courtney	SE	5-9	168	So	0	Harriman, Tenn.(Roane Co.)
50-	WHITE, Kris	LB	6-0	230	So	1	Murfreesboro, Tenn.(Riverdale)
51-	GENTLE, T. J.	LB	6-2	216	So	1	Jasper, Tenn.(Marion Co.)
52-	MORGAN, Mike	C	6-2	245	Jr	0	Nashville, Tenn.(Overton)
56-	BEAN, Theron	OT	6-1	285	Sr	3	Shelbyville, Tenn.(Shelbyville)
59-	DUFFY, Chris	LB	5-11	230	Fr	0	Russellville, Ky.(Russellville)

(Continued on Page 27)

## 1995 Numerical Roster (Continued)

No.	Player	Pos	Ht	Wt	Cl	Lt	Hometown (High School/Jr. College)
60-	BAKER, Scott	OT	6-1	285	Jr	2	Nashville, Tenn.(Antioch)
61-	MASSEY, Andy	OT	6-3	270	Jr	2	Lake Worth, Fla.(Lake Worth)
62-	PAWLOWSKI, Ron	DT	6-0	250	Fr	0	Murfreesboro, Tenn.(Oakland)
67-	GROAT, Eric	OG	6-2	250	Jr	2	Ft. Payne, Ala.(Ft. Payne)
68-	WILLIAMS, Buck	OG	6-2	260	Jr	0	Hartselle, Ala.(Danville)
70-	JOLLY, Jarvis	OT	6-6	300	Jr	1	Elkmont, Ala.(Elkmont)
71-	HOLLIDAY, Rick	DT	5-10	256	So	1	Winchester, Tenn.(Franklin Co.)
72-	UPSHAW, Reggie	DT	6-4	265	Jr	0	Chattanooga, Tenn.(Red Bank)
74-	KAUL, Konrad	OT	6-5	265	Fr	0	Gainesville, Fla.(Buchholz)
75-	BLAIR, Chris	PK-P	5-11	225	So	1	Memphis, Tenn.(Craigmont)
80-	KIDD, Brian	TE	6-2	220	So	1	Newnan, Ga.(Newnan)
82-	CALVO, Daniel	TE	6-4	210	Fr	0	Smyrna, Tenn.(Smyrna)
83-	TATUM, Donnie	LB	6-0	200	Fr	0	Fairview, Tenn.(Fairview)
84-	UPTON, Jeff	WR	5-9	170	Fr	0	Sweetwater, Tenn.(Sweetwater)
85-	McCORD, Anthony	DT	6-0	230	Jr	2	Nashville, Tenn.(Maplewood)
86-	GARDNER, Torvis	SE	5-11	153	So	0	Springfield, Tenn.(Springfield)
88-	TREANTON, Jack	DE	5-9	201	Jr	0	Ashland City, Tenn.(Cheatham Co.)
90-	HARPER, Greg	DE	6-0	210	So	0	Portland, Tenn.(Portland)
91-	JACKSON, Ben	DT	5-11	250	So	0	Oliver Springs, Tenn.(Coalfield)
92-	LOCKHART, Chip	DT	6-0	252	So	1	Whitwell, Tenn.(Marion Co.)
93-	POSTON, Ron	DT	6-2	260	Fr	0	Memphis, Tenn.(Kirby)
94-	MOORE, Jay	DT	6-1	282	Jr	2	Wartburg, Tenn.(Wartburg)
99-	YOUNG, Trent	DT	6-6	235	Sr	3	Dunlap, Tenn.(Sequatchie Co.)

## 1995 Blue Raider Alphabetical Roster

### No.-Name, Pos.

25-Vince AKRIDGE, DE  
 60-Scott BAKER, OT  
 41-Tyler BAUER, FB  
 56-Theron BEAN, OT  
 75-Chris BLAIR, PK-P  
 2-Percy BLUE, SE  
 46-Travis BROWN, DB  
 5-Troy BROWN, DB  
 82-Daniel CALVO, TE  
 44-N. CLAYBROOKS, LB  
 11-Brian DAVIS, QB  
 13-Jayne DUARTE, DE  
 59-Chris DUFFY, LB  
 47-Jeff DUNNER, OLB  
 10-Gabe GARCIA, QB  
 86-Torvis GARDNER, SE  
 42-Kelvin GARR, LB  
 51-T. J. GENTLE, LB

### No.-Name, Pos.

67-Eric GROAT, OG  
 90-Greg HARPER, DE  
 49-C'ney HENDERSON, SE  
 24-William HENLEY, DB  
 34-Ryan HERRING, DB  
 45-Anthony HICKS, LB  
 71-Rick HOLLIDAY, DG  
 91-Ben JACKSON, DT  
 18-Terrell JOHNSON, DE  
 70-Jarvis JOLLY, OT  
 74-Konrad KAUL, OT  
 39-Shawn KELLEY, CB  
 80-Brian KIDD, TE  
 92-Chip LOCKHART, DG  
 36-Darrell LOVE, DB  
 25-Brigham LYONS, TB  
 48-Will MADDOX, LB  
 61-Andy MASSEY, OT

### No.-Name, Pos.

85-Anthony McCORD, DT  
 30-Lamont McGILL, FB  
 22-Lebrian McGILL, TB  
 20-Jeremy McMURRY, TB  
 94-Jay MOORE, DT  
 52-Mike MORGAN, C  
 17-Demetric MOSTILLER, SE  
 43-Jeremy PARKER, DB  
 8-Shelby PARKER, QB  
 33-Reggie PARKS, FB  
 27-Greg PATTERSON, FS  
 62-Ron PAWLOWSKI, DT  
 93-Ron POSTON, DT  
 38-James REED, SE  
 37-Larry RIDLEY, DB  
 35-Robbie ROBERTS, FB  
 26-Mark SADLER, PK  
 28-Antonio SMITH, CB

### No.-Name, Pos.

31-Chris SNORTON, CB  
 66-Burt TALLEY, OT  
 23-Tim TATE, CB  
 83-Donnie TATUM, LB  
 16-Brandon THOMAS, P  
 40-Mike THOMAS, FB  
 88-Jack TREANTON, DE  
 72-Reggie UPSHAW, DT  
 84-Jeff UPTON, SE  
 19-Toby WALKER, SE  
 50-Kris WHITE, LB  
 32-Richard WIDENER, SE  
 68-Buck WILLIAMS, OG  
 15-Jermaine WILSON, DB  
 99-Trent YOUNG, DT

# Incoming Players

Name	Ht.	Wt.	Pos.	Hometown	H.S./J.C./Sr. College
Jason Argraves	6-4	270	OL	Manchester, Tenn.	Coffee County
John Baker	5-8	180	TB	Sarasota, Fla.	Booker
Gary Barnes	5-10	193	DB	Nashville, Tenn.	White Creek
Kevin Bay-Anderson	6-2	195	QB	Hickory Hills, Ill.	Joliet J.C.
Calvin Brown	6-3	275	OL	Muncie, Ind.	College of Dupage
Terrell Carter	5-10	175	DB	Nashville, Tenn.	Pearl-Cohn
Brian Chastain	6-3	195	LB	Lakeland, Fla.	Lakeland
Charlie Clarke	6-3	250	OL	McMinnville, Tenn.	Warren County
Gary Davis	6-4	205	RB	Celina, Tenn.	Celina
Kevin Donahue	6-2	270	DL	Huntington Beach, Cal.	Mater Dei
Corey Ewing	5-10	205	FB	Shelbyville, Tenn.	Central
Jim Farrell	6-3	218	LB	Hoffman Estates, Ill.	Harper J.C.
Jason Garrison	6-2	265	DL	Memphis, Tenn.	Kirby
Robert Greene	5-10	175	FS	Hollywood, Fla.	Joliet J.C.
Clay Griffin	6-2	212	LB	Hartselle, Ala.	Hartselle
Wes Langford	6-5	295	OL	Cottontown, Tenn.	White House
Matt Lowe	5-10	180	DB	Knoxville, Tenn.	Powell
Jonathan Quinn	6-5	225	QB	Hermitage, Tenn.	McGavock/Tulane
Clay Rein	6-1	188	WR	Harrisonburg, Va.	Harrisonburg
Eric Scivally	6-0	180	RB	Nashville, Tenn.	Hunters Lane
Jacob Sorrells	6-4	230	TE	Fayetteville, Tenn.	Lincoln County
Cedric Stegall	5-10	175	DB	Sharpsburg, Ga.	East Coweta
Rashad Stillwell	6-4	265	OL	College Park, Ga.	North Clayton
Clay Styles	6-0	180	QB	Hartselle, Ala.	Hartselle
Jeff Thomas	6-3	230	DT	Blountsville, Ala.	Pennington
Brian Thompson	6-2	205	DB	Chattanooga, Tenn.	Red Bank

## Managers/Student Trainers

No group of students is more important in the every-day conduct of the Blue Raider football program than its crew of managers and student trainers. Their constant attention to the supply and repair of all player and team equipment, laundry and facilities and to the physical well-being of MTSU players helps make it possible for the Raider players to concentrate on the improvement of their skills. This year's managers are led by Head Manager Brian Coutras, a senior from Nashville. His crew is made up of Chris Calvo, junior from Smyrna; freshman David Conaster, Maryville; freshman Mike Matusek, Shelbyville; freshman Michael McGrady, Nashville; junior Paul Mongold, Murfreesboro; junior Tucker Petre, Nashville; sophomore John Rychen, Waverly; and freshman Rod Williams, Paris. This year's student trainers, who work under the direction of MTSU Head Trainer George Camp and Assistant Trainer Karin Nelson, are: senior Aletia Barrett, McEwen; freshman Brian Brown, Murfreesboro; junior Jamie Bunch, Goodlettsville; senior Steve Burns, Nashville; junior Mike Cantrell, Manchester; graduate assistant Jason Coorts, Adams, Neb.; junior Johnnie Cunningham, Smyrna; senior Tony Kegley, Kingston; junior Carie Poss, Lebanon; sophomore Teresa Prichett, Watertown; sophomore Jamie Rivenbark, Murfreesboro; junior Jason Smith, Savannah; junior Myron Stevens, Nashville; and senior Jason White, Nashville.

## Head Athletic Trainer George Camp


George Camp has been at MTSU since 1969 when he became the University's first full-time athletic trainer.

He joined the Blue Raider staff after five years as head trainer at Northern Illinois University in DeKalb.

In addition to his training duties, Camp also assists with travel arrangements, sets up special diets and provides training services for numerous events held on the MTSU campus, in addition to teaching several classes.


Camp earned his B.S. degree at Kent State University and the M.Ed. from the University of Pittsburgh.

Originally from Chagrin Falls, Ohio, Camp and his wife, Cindy, have two daughters, Andrea Louise and Caralynn.




# Game 1 - Tennessee State

Sept. 2/Jones Field/Murfreesboro, Tennessee  
6:00 p.m. (CDT)



**Bill Davis**  
Head Coach



**Lawrence Segree**  
Wide Receiver

## University Quick Facts

**Location:** Nashville, TN 37209  
**Founded:** 1912  
**Enrollment:** 8,012  
**President:** Dr. James A. Hefner  
**Athletic Dir.:** Howard Gentry Jr.  
**Nickname:** Tigers  
**Colors:** Blue and White  
**Conference:** Ohio Valley  
**Stadium:** Hale Stadium (16,000)  
**Playing Surface:** Natural Grass  
**SID:** Johnny Franks  
**Office:** (615) 963-5851  
**Home:** (615) 367-0700  
**Fax:** (615) 963-5895  
**Press Box:** (615) 963-7515

## 1995 Schedule

Date	Opponent	Time (Central)
Sept. 2	*at Middle Tennessee	6:00 pm
Sept. 9	Jackson State (Memphis)	7:00 pm
Sept. 23	Florida A&M (Orlando)	1:00 pm
Sept. 30	South Carolina St. (Atlanta)	3:00 pm
Oct. 7	*Morehead State	6:00 pm
Oct. 14	*at UT-Martin	7:00 pm
Oct. 21	*at Austin Peay	1:30 pm
Oct. 28	*Eastern Kentucky	6:00 pm
Nov. 4	*Tennessee Tech (HC)	6:00 pm
Nov. 11	*Murray State	1:30 pm
Nov. 18	*at Southeast Missouri	2:00 pm

\*Ohio Valley Conference game

## 1994 Results

Date	Opponent	Result
Sept. 3	*Middle Tennessee	L 10-45
Sept. 10	Jackson State (Memphis)	L 12-31
Sept. 17	*at Morehead State	W 48-10
Sept. 24	South Carolina St. (Atlanta)	W 32-28
Oct. 1	Florida A&M	L 10-14
Oct. 8	*at Eastern Kentucky	L 17-28
Oct. 15	*Austin Peay	W 26-22
Oct. 22	*UT-Martin	W 20-3
Nov. 5	*at Tennessee Tech	L 20-28
Nov. 12	*at Murray State	W 24-21
Nov. 19	*Southeast Missouri	L 12-17

**Record:** Overall 5-6-0  
OVC 4-4-0 (4th, Tie)

## On the Tigers:

### Coaching Staff

**Head Coach:** Bill Davis (Johnson C. Smith '65)

**Record:** Overall 11-62-1 (16 Yrs.), At TSU 9-13-0 (2 Yrs..)

**Assistants:** Anthony Currie (Def. Coord.), Darwin Valentine (Off. Coord.), Nicholas Calcutta (OL), George James (LB), James Mitchell (DL), James Reese (RB)

### Team Information

**Basic Offense:** Multiple Pro-Set

**Basic Defense:** 4-3

**Lettermen Returning:** 36 [20 Offense, 14 Defense, 2 Specialists]

**Lettermen Lost:** 12 [5 Offense, 7 Defense, 0 Specialists]

**Starters Returning:** 17 [8 Offense-Dorian Clark (OG, Clarence Jones (WR), Trevelle Marable (OL), Royce McGowan (OL), Dan Pride (OT), Lawrence Segree (WR), Rommie Vasser (WR), Daryl Williams (QB); 7 Defense-Victor Bonds (SS), Keith Collins (DT), Clifford Green (CB), Michael Holcey (LB), Thomas Jackson (LB), Jim Lackey (DT), Darrell Williams (FS); 2 Specialists-Clifford Green (P), Brian Pruitt (PK)]

**Starters Lost:** 7 [3 Offense-Darron Davis (RB), Courtney Hammock (C), Morris Jamison (FB); 4 Defense-David Bell (DE), Cedric Davis (CB), Avery Johnson (LB), Fred Williams (DE); 0 Specialists]

## Scorecard

**Overall Series:**  
MTSU Leads 8-7-0

**On Neutral Sites:**  
Tied 7-7-0

**At TSU:**  
MTSU Leads 1-0-0

**At MTSU:**  
0-0-0

**Davis vs. MTSU:**  
1-1-0

**Donnelly vs. TSU:**  
7-2-0

## Returning Statistical Leaders

Rushing	Att	Yds	Avg	TD		
Daryl Williams	102	214	2.1	2		
Passing	Atts	Comp	Int	Yds	Pct	TD
Daryl Williams	251	122	13	1,531	.486	10
Robey Williams	126	62	9	776	.492	9
Receiving	Rec	Yds	Avg	TD		
Clarence Jones	54	752	13.9	7		
Lawrence Segree	54	707	13.1	7		
Tackles	Main	Assists	Total Sacks/Yds	Int		
Darrell Williams	77	23	100	0/0	2	
Michael Holcey	61	22	83	8/53	1	



# Game 2 - Georgia Southern

Sept. 9/Georgia Dome/Atlanta, Georgia  
2:30 p.m. (CDT)

## 1995 Schedule


Date	Opponent	Time (Central)
Sept. 2	South Carolina St.	6:00 pm
<b>Sept. 9</b>	<b>Middle Tenn. (Atlanta)</b>	<b>2:30 pm</b>
Sept. 16	*at Marshall	6:00 pm
Sept. 23	*UT-Chattanooga	6:00 pm
Oct. 7	*Western Carolina	2:30 pm
Oct. 14	*at Appalachian State	12 Noon
Oct. 21	*The Citadel	2:30 pm
Oct. 28	*at East Tennessee	12 Noon
Nov. 4	*Furman (HC)	2:30 pm
Nov. 11	at Liberty	12 Noon
Nov. 18	*VMI (Norfolk)	12:30 pm

\*Southern Conference game

## 1994 Results

Date	Opponent	Result
Sept. 3	at Miami (Fla.)	L 0-56
Sept. 10	West Georgia	L 14-15
Sept. 17	*Marshall	L 13-34
Sept. 24	*at UT-Chattanooga	W 56-20
Oct. 1	*VMI	W 49-0
Oct. 8	*at Western Carolina	L 31-35
Oct. 15	*Appalachian State	W 34-31
Oct. 22	*East Tennessee	W 24-23
Nov. 5	*at Furman	W 31-26
Nov. 12	Glenville State	W 66-13
Nov. 19	*The Citadel	L 15-17

**Record:** Overall 6-5-0  
SC 5-3-0 (3rd, Tie)



**Tim Stowers**  
Head Coach

## On the Eagles:

### Coaching Staff

**Head Coach:** Tim Stowers (Auburn '80)

**Record:** Overall 42-19-0 (5 Yrs.), At GSU 42-19-0 (5 Yrs.)

**Assistants:** Tommy Spangler (Def. Coord.), Daryl Dickey (Off. Coord.), Eddie Garfinkle (LB), Tommy Macon (DL), Mike Hodges (OL), Vance Pike (OL)

### Team Information

**Basic Offense:** Flexbone


**Basic Defense:** 4-3

**Lettermen Returning:** 34 [15 Offense, 18 Defense, 1 Specialists]

**Lettermen Lost:** 17 (7 Offense, 8 Defense, 2 Specialists)

**Starters Returning:** 14 [7 Offense-Dexter Dawson (SE), Jamie Glover (OT), Alfonza Harris (SE), Stacy Moses (OT), Kenny Robinson (QB), Roderick Russell (FB), Marlow Warthen (SB); 6 Defense-Derek Austin (CB), Marco Bradham (CB), Lee Brooks (NG), Rob Stockton (SS), Edward Thomas (DE), Brancis Williams (FS); 1 Specialists-Stewart Dixon (LS)]

**Starters Lost:** 11 [4 Offense-Joey Cushing (OG), Isaac Ferrell (OG), Franklin Stephens (C), Chris Wright (SB); 5 Defense-Danny Britt (LB), Paul Carroll (LB), Scott Davis (LB), Michael Morris (DE), Brian Sellers (DT); 2 Specialists-Reed Haley (PK), Eric Smith (P)]



**Kenny Robinson**  
Quarterback

## Scorecard

**Overall Series:**  
GSU Leads, 6-4-0

**At GSU:**  
GSU Leads, 4-1-0

**At MTSU:**  
MTSU Leads, 3-2-0

**Stowers vs. MTSU:**  
1-1-0

**Donnelly vs. GSU:**  
4-6-0

## Returning Statistical Leaders

Rushing	Att	Yds	Avg	TD
Marlow Warthen	69	658	9.5	5
Roderick Russell	65	464	7.1	4

Passing	Atts	Comp	Int	Yds	Pct	TD
Kenny Robinson	104	51	3	706	.490	0

Receiving	Rec	Yds	Avg	TD
Dexter Dawson	25	306	12.2	0
Marlow Warthen	17	195	11.5	1

Tackles	Main	Assists	Total	Sacks/Yds	Int
Brancis Williams	58	18	76	0/0	1
Rob Stockton	43	31	74	0/0	1

## University Quick Facts

**Location:** Statesboro, GA 30460

**Founded:** 1906

**Enrollment:** 14,138

**President:** Dr. Nicholas L. Henry

**Athletic Dir.:** Bucky Wagner

**Nickname:** Eagles

**Colors:** Blue and White

**Conference:** Southern

**Stadium:** Paulson Stad. (18,000)

**Playing Surface:** Bermuda Tift

**SID:** Matt Rogers

**Office:**(912) 681-5239


**Home:** (912) 764-5293

**Fax:** (912) 681-0046


**Press Box:** (912) 681-3896

# Game 3 - Morehead State

Sept. 16/Jayne Stadium/Morehead, Kentucky  
6:00 p.m. (CST)



**Matt Ballard**  
Head Coach



**Cliff Freeman**  
Defensive Back

## 1995 Schedule

Date	Opponent	Time (Central)
Sept. 7	Kentucky Wesleyan	6:00 pm
<b>Sept. 16</b>	<b>*Middle Tennessee</b>	<b>6:00 pm</b>
Sept. 23	*UT-Martin	6:00 pm
Sept. 30	Charleston Southern	6:00 pm
Oct. 7	*at Tennessee State	6:00 pm
Oct. 14	*at Murray State	TBA
Oct. 21	*Tennessee Tech (HC)	12:30 pm
Oct. 28	*Austin Peay	12:30 pm
Nov 4	*at Southeast Missouri	TBA
Nov. 18	*at Eastern Kentucky	12:30 pm

\*Ohio Valley Conference game

## 1994 Results

Date	Opponent	Result
Sept. 3	at Marshall	L 7-71
Sept. 10	East Tennessee	L 0-44
Sept. 17	*Tennessee State	L 10-48
Sept. 24	*Tennessee Tech	L 14-56
Oct. 1	*Southeast Missouri	L 20-45
<b>Oct. 15</b>	<b>*at Middle Tennessee</b>	<b>L 6-63</b>
Oct. 22	*at Austin Peay	L 6-73
Oct. 29	Alabama-Birmingham	L 15-36
Nov. 5	*Murray State	L 6-45
Nov. 12	*at UT-Martin	L 7-21
Nov. 19	*at Eastern Kentucky	L 7-54

**Record:** Overall 0-11-0  
OVC 0-8-0 (9th)

## On the Eagles:

### Coaching Staff

**Head Coach:** Matt Ballard (Gardner-Webb '79)

**Record:** Overall 35-36-1 (7 Yrs.); At MSU 0-11-0 (1 Yr.)

**Assistants:** John Gilliam (Def. Coord.), Jeff Durden (Off. Coord.), Pete Lee (OL), Miles Brandon (DL)

### Team Information

**Basic Offense:** Multiple

**Basic Defense:** 4-3

**Lettermen Returning:** 32 [16 Offense, 15 Defense, 1 Specialist]

**Lettermen Lost:** 16 [9 Offense, 7 Defense, 0 Specialists]

**Starters Returning:** 13 [6 Offense-Mike Appell (OT), J. P. Blair (QB), Chris Corcoran (OG), Tyrone Davis (WR), Tommy Lytle (C), Todd Neace (OG); 6 Defense-Travis Ellen (DL), Cliff Freeman (DB), Carl Mack (DB), Scott Marsh (LB), McKenzie McKnight (DL), Craig Myers (LB); 1 Specialist-Brian Nurick (PK/P)]

**Starters Lost:** 8 [5 Offense-Rontae Ball (RB), Alan McPherson (OT), Peter Ruby (RB), Matt Venturine (WR), Loren Williams (FB); 3 Defense-Hector Diaz (DB), Derick Pinkney (LB), Akin Smith (DB); 0 Specialists]

## University Quick Facts

**Location:** Morehead, KY 40351

**Founded:** 1922

**Enrollment:** 8,600

**President:** Dr. Ronald G. Eaglin

**Athletic Dir.:** Steve Hamilton

**Nickname:** Eagles

**Colors:** Blue and Gold

**Conference:** Ohio Valley

**Stadium:** Jayne Stadium (10,000)

**Playing Surface:** Omni-Turf

**SID:** Randy Stacy

**Office:** (606) 783-2500

**Home:** (606) 784-2922

**Fax:** (606) 783-2550

**Press Box:** (606) 783-2500

## Returning Statistical Leaders

Rushing	Att	Yds	Avg	TD
Corey Curry	20	39	2.0	0
Chris Berry	23	37	1.6	0

Passing	Atts	Comp	Int	Yds	Pct	TD
J. P. Blair	179	84	0	905	.469	2

Receiving	Rec	Yds	Avg	TD
Jerry Stevens	11	116	10.5	1
Chris Berry	11	71	6.5	0

Tackles	Main	Assists	Total	Sacks/Yds	Int
Cliff Freeman	53	37	90	0/0	4
Scott Marsh	46	35	81	1/8	1

## Scorecard

**Overall Series:**  
MTSU Leads 36-8-1

**At MSU:**  
MTSU Leads 16-6-0

**At MTSU:**  
MTSU Leads 20-2-1

**Ballard vs. MTSU:**  
0-1-0

**Donnelly vs. MSU:**  
15-3-0



## '95 Raider Opponents

# Game 4 - Murray State

Sept. 23/Jones Field/Murfreesboro, Tennessee

7:00 p.m. (CDT)

### 1995 Schedule


Date	Opponent	Time (Central)
Aug. 31	at Western Kentucky	7:00 pm
Sept. 9	at Southern Illinois	TBA
Sept. 16	*Southeast Missouri	7:00 pm
<b>Sept. 23</b>	<b>*at Middle Tennessee</b>	<b>7:00 pm</b>
Sept. 30	*at Austin Peay	6:30 pm
Oct. 7	*UT-Martin	1:30 pm
Oct. 14	*Morehead State (HC)	2:30 pm
Oct. 28	*at Tennessee Tech	2:00 pm
Nov. 4	*Eastern Kentucky	1:30 pm
Nov. 11	*at Tennessee State	1:30 pm
Nov. 18	Western Illinois	1:30 pm

\*Ohio Valley Conference game

### 1994 Results

Date	Opponent	Result
Sept. 1	at Eastern Illinois	W 31-15
Sept. 8	Western Kentucky	L 13-39
Sept. 17	*at Southeast Missouri	W 23-16
<b>Sept. 24</b>	<b>*Middle Tennessee</b>	<b>L 21-23</b>
Oct. 1	*UT-Martin	W 28-24
Oct. 8	*at Austin Peay	W 29-14
Oct. 15	*at Eastern Kentucky	L 13-49
Oct. 29	*Tennessee Tech	L 21-38
Nov. 5	*at Morehead State	W 45-6
Nov. 12	*Tennessee State	L 21-24
Nov. 19	*at Western Illinois	L 17-73

**Record:** Overall 5-6-0  
OVC 4-4-0 (4th, Tie)



**Houston Nutt**  
Head Coach

### On the Racers:

#### Coaching Staff

**Head Coach:** Houston Nutt (Oklahoma St. '80)

**Record:** Overall 9-13-0 (2 Yrs.); At MSU 9-13-0 (2 Yrs.)

**Assistants:** Kim Dameron (Def. Coord./DB), Mark Hutson (TE), Mike Markuson (OL), Larry McClain (DL), Danny Nutt (RB), Charley Wiles (LB)

#### Team Information

**Basic Offense:** I


**Basic Defense:** 4-3

**Lettermen Returning:** 39 [19 Offense, 18 Defense, 2 Specialists]

**Lettermen Lost:** 14 [8 Offense, 6 Defense, 0 Specialists]

**Starters Returning:** 17 [5 Offense-Benji Bona (QB), Mike Cutter (OT), David McCann (FB), Xavier Shephard (TE), Mike Ruppe (OG); 10 Defense-Lamond Dean (LB), Elliott Dunn (Rov), Chad Gann (LB), Jeff Hornack (DE), Renardo Hampton (CB), William Hampton (CB), Anthony Hutch (DE), Ronnie Merritt (LB), Ramone Okoli (OT), Kenny Thomas (SS); 2 Specialists-Chris Dill (PK), Erik Lombard (P)]

**Starters Lost:** 7 [6 Offense-Tim Bland (WR), Sean Coleman (OL), Mike Gossett (OL), Matt Hall (WR), Marcus Kimbrell (OL), Waynee McGowan (RB); 1 Defense-Tim Foster (DL); 0 Specialists]



**David McCann**  
Fullback

### Scorecard

**Overall Series:**  
MTSU Leads 35-27-3

**At MSU:**  
MTSU Leads 16-15-1

**At MTSU:**  
MTSU Leads 19-12-2

**Nutt vs. MTSU:**  
0-2-0

**Donnelly vs. MSU:**  
14-4-0

### Returning Statistical Leaders

Rushing	Att	Yds	Avg	TD
David McCann	98	512	5.2	6
Tim Scarborough	80	350	4.4	2

Passing	Atts	Comp	Int	Yds	Pct	TD
Benji Bona	151	73	8	1034	.483	6
Jonathan Criswell	10	4	0	95	.400	1

Receiving	Rec	Yds	Avg	TD
Xavier Shephard	20	159	7.9	1
David McCann	13	79	6.1	0

Tackles	Main	Assists	Total	Sacks/Yds	Int
Chad Gann	50	31	81	1/7	0
Ronnie Merritt	48	30	78	1/4	1

### University Quick Facts

**Location:** Murray, KY 42071

**Founded:** 1922

**Enrollment:** 8,328

**President:** Dr. Kern Alexander

**Athletic Dir.:** Mike Strickland

**Nickname:** Racers

**Colors:** Blue and Gold

**Conference:** Ohio Valley

**Stadium:** Stewart (16,800)

**Playing Surface:** AstroTurf

**SID:** David Ramey

**Office:** (502) 762-4270


**Home:** (502) 759-9905

**Fax:** (502) 762-6814


**Press Box:** (502) 762-6811

# Game 5 - UAB

Sept. 30/Jones Field/Murfreesboro, Tennessee  
7:00 p.m. (CDT)



**Watson Brown**  
Head Coach



**Kevin Drake**  
Quarterback

## 1995 Schedule

Date	Opponent	Time (Central)
Sept. 2	Alabama State	1:30 pm
Sept. 9	at SW Louisiana	7:00 pm
Sept. 16	Jacksonville State	1:30 pm
Sept. 23	at Western Kentucky	7:00 pm
<b>Sept. 30</b>	<b>at Middle Tennessee</b>	<b>7:00 pm</b>
Oct. 7	Wofford	1:30 pm
Oct. 14	at North Texas	1:30 pm
Oct. 28	at Troy State	2:00 pm
Nov. 4	Charleston Southern	1:30 pm
Nov. 11	Knoxville College	1:30 pm
Nov. 18	Miles College	1:30 pm

## 1994 Results

Date	Opponent	Result
Sept. 3	at Alabama State	L 24-27
Sept. 10	Dayton	W 28-10
Sept. 17	Jacksonville State	L 12-28
Sept. 24	at Kansas	L 0-72
Oct. 1	Western Kentucky	L 22-31
Oct. 8	Wofford	W 34-27
Oct. 15	Mississippi Valley State	W 24-14
Oct. 22	Charleston Southern	W 54-14
Oct. 29	at Morehead State	W 36-15
Nov. 5	Butler	W 19-14
Nov. 19	Prairie View A&M	W 48-6

**Record:** Overall 7-4-0

## On the Blazers:

### Coaching Staff

**Head Coach:** Watson Brown (Vanderbilt '73)

**Record:** Overall 32-77-1 (10 Yrs.), At UAB First Year

**Assistants:** Rick Christophel (Off. Coord.), Robert Henry (Def. Coord.), Pat Donohoe (DL), John Neal (DB), George Pugh (R), Larry Van Der Heyden (OL)

### Team Information

**Basic Offense:** Multiple **Basic Defense:** 4-3

**Lettermen Returning:** 40 [18 Offense, 19 Defense, 3 Specialists]

**Lettermen Lost:** 33 [14 Offense, 18 Defense, 1 Specialist]

**Starters Returning:** 9 [3 Offense-SCedrick Buchannon (WR), Eric Lam (OL), Anthony Reid (OL); 4 Defense-Shannan Dodson (DE), Robert Leslie (DE), Drew Lofstad (SS), Izell Reese (FS); 2 Specialists-Kevin Tatarek (P), Kevin Thomason (PK)]

**Starters Lost:** 15 [8 Offense-Mike Coalson (WB), Kevin Davison (OL), Pat Green (RB), Derrick Ingram (WR), Marc McCluney (C), Robert Porter (WB), Mike Trammel (OL), John Whitcomb (QB); 7 Defense-Beau Barton (DT), Don Blackmon (CB), Rusty Coulter (LB), Josh Evans (DT), Dennis Harris (LB), Roger Waldon (CB), Wayne White (LB); 0 Spcialists]

## University Quick Facts

**Location:** Birmingham, AL 35294

**Founded:** 1969

**Enrollment:** 16,788

**President:** Dr. J. Claude Bennett

**Athletic Dir.:** Gene Bartow

**Nickname:** Blazers

**Colors:** Green, Gold and White

**Conference:** Independent

**Stadium:** Lefion Field (83,091)

**Playing Surface:** Artificial

**SID (Football):** Reid Adair

**Office:** (205) 934-0722

**Home:** (205) 942-2464

**Fax:** (205) 934-7505

**Press Box:** (205) TBA

## Returning Statistical Leaders

Rushing	Att	Yds	Avg	TD
Robert Davis	90	390	4.3	4
Glenn Griggs	16	43	2.7	0

Passing	Atts	Comp	Int	Yds	Pct	TD
Kevin Drake	55	23	5	228	.418	5

Receiving	Rec	Yds	Avg	TD
Cedrick Buchannon	41	566	13.8	5
Robert Davis	8	135	16.9	2

Tackles	Main	Assists	Total	Sacks/Yds	Int
Drew Lofstad	54	22	76	2/15	1
Robert Leslie	34	22	56	5/43	0

## Scorecard

**Overall Series:**  
No Previous Games

**At UAB:**  
0-0-0

**At MTSU:**  
0-0-0

**Brown vs. MTSU:**  
2-0-0

**Donnelly vs. UAB:**  
0-0-0



# Game 6 - Austin Peay

Oct. 7/Municipal Stadium/Clarksville, Tennessee  
1:30 p.m. (CST)

## 1995 Schedule

Date	Opponent	Time (Central)
Sept. 2	Eastern Illinois	6:30 pm
Sept. 9	Samford	6:30 pm
Sept. 16	Western Kentucky	6:30 pm
Sept. 23	*Southeast Missouri	6:30 pm
Sept. 30	*Murray State	6:30 pm
Oct. 7	*Middle Tennessee	2:00 pm
Oct. 14	*at Tennessee Tech	1:00 pm
Oct. 21	*Tennessee State	1:30 pm
Oct. 28	*at Morehead State	12:30 pm
Nov. 11	*at Eastern Kentucky	12:30 pm
Nov. 18	*at UT-Martin	1:00 pm

\*Ohio Valley Conference game

## 1994 Results

Date	Opponent	Result
Sept. 1	Kentucky Wesleyan	W 62-7
Sept. 17	at Western Kentucky	L 3-21
Sept. 24	*Eastern Kentucky	L 14-27
Oct. 1	*at Tennessee Tech	W 34-27
Oct. 8	*Murray State	L 14-29
Oct. 15	*at Tennessee State	L 22-26
Oct. 22	*Morehead State	W 73-6
Oct. 29	*at Southeast Missouri	L 10-31
Nov. 5	*Middle Tennessee	L 3-28
Nov. 12	at Samford	L 36-43
Nov. 19	*at UT-Martin	W 27-21

**Record:** Overall 4-7-0

OVC 3-5-0 (6th, Tie)



**Roy Gregory**  
Head Coach

## On the Governors:

### Coaching Staff

**Head Coach:** Roy Gregory (UT-Chattanooga '68)

**Record:** Overall 13-31-0 (4 Yrs.); Overall 13-31-0 (4 Yrs.)

**Assistants:** Ed Smith (Off. Coord.), David Armstrong (QB/FB), Russ Ehrenfield (OL), Charles Huff, Curtis Rouse (DL), Mike Hesler (DB)

### Team Information

**Basic Offense:** Multiple Option


**Basic Defense:** Multiple Fronts

**Lettermen Returning:** 47 [23 Offense, 23 Defense, 1 Specialist]

**Lettermen Lost:** 10 [5 Offense, 4 Defense, 1 Specialist]

**Starters Returning:** 21 [10 Offense-Brandon Brown (OG), John Crabbe (OT), Jacob Dickson (FB), Landon Dunaway (C), Kevin Feldman (TE), Steve Haywood (OG), Chris Horton (RB), Jesse Smith (RB), Daniel Williams (QB), Garry Williams (WR); 10 Defense-Dennis Friendly (DB), Jeff Gooch (Rov), Phillip Hancock (LB), Willie Little (DE), Bobby Montgomery (DT), Jermaine Moore (LB), Kirk Pointer (CB), Tyrone Shorter (CB) Michael Swift (FS), Marcus Watkins (DT) ; 1 Specialist-David Young (PK)]

**Starters Lost:** 3 [1 Offense-Neal Booker (OT); 1 Defense-Brian Harvey (DE), 1 Specialist-Richard Hogan (P)]



**Jeff Gooch**  
Linebacker

## Scorecard

**Overall Series:**  
MTSU Leads 35-12-2

**At APSU:**  
MTSU Leads, 17-5-1

**At MTSU:**  
MTSU Leads, 18-7-1

**Gregory vs. MTSU:**  
0-4-0

**Donnelly vs. APSU:**  
11-5-0

## Returning Statistical Leaders

Rushing	Att	Yds	Avg	TD
Jacob Dickson	118	624	5.3	5
Daniel Williams	104	252	2.4	3

Passing	Atts	Comp	Int	Yds	Pct	TD
Daniel Williams	49	24	3	469	.490	3

Receiving	Rec	Yds	Avg	TD
Antone Thrift	12	203	16.9	1
Garry Williams	9	354	39.3	2

Tackles	Main	Assists	Total	Sacks/Yds	Int
Jeff Gooch	33	26	59	4/23	0
Dennis Friendly	35	16	51	1/8	0

## University Quick Facts

**Location:** Clarksville, TN 37044

**Founded:** 1927

**Enrollment:** 7,800

**President:** Dr. Sal D. Rinella

**Athletic Dir.:** Dr. Kaye Hart

**Nickname:** Governors

**Colors:** Red and White

**Conference:** Ohio Valley

**Stadium:** Municipal (10,000)

**Playing Surface:** AstroTurf

**SID:** Brad Kirtley

**Office:** (615) 648-7561


**Home:** (615) 647-0992

**Fax:** (615) 648-7562


**Press Box:** (615) 647-5657

# Game 7 - Eastern Kentucky

Oct. 14/Hanger Field/Richmond, Kentucky  
6:00 p.m. (CDT)



**Roy Kidd**  
Head Coach



**James Hand**  
Offensive Guard

## University Quick Facts

**Location:** Richmond, KY 40475  
**Founded:** 1906  
**Enrollment:** 16,060  
**President:** Dr. Hanly Funderburk  
**Athletic Dir.:** Dr. Robert Baugh  
**Nickname:** Colonels  
**Colors:** Maroon and White  
**Conference:** Ohio Valley  
**Stadium:** Kidd Stadium (20,000)  
**Playing Surface:** Natural Grass  
**SID:** Karl Park  
**Office:** (606) 622-1253  
**Home:** (606) 624-1291  
**Fax:** (606) 622-1230  
**Press Box:** (606) 622-2226

## 1995 Schedule

Date	Opponent	Time (Central)
Aug. 31	at Central Florida	6:00 pm
Sept. 9	Western Kentucky	7:00 pm
Sept. 16	East Stroudsburg	6:00 pm
Sept. 23	*at Tennessee Tech	7:00 pm
Sept. 30	*at Southeast Missouri	2:00 pm
<b>Oct. 14</b>	<b>*Middle Tennessee</b>	<b>6:00 pm</b>
Oct. 21	*UT-Martin (HC)	2:00 pm
Oct. 28	*at Tennessee State	6:00 pm
Nov. 4	*at Murray State	1:30 pm
Nov. 11	*Austin Peay	12:30 pm
Nov. 18	*Morehead State	12:30 pm

\*Ohio Valley Conference game

## 1994 Results

Date	Opponent	Result
Sept. 1	at Western Kentucky	L 21-24
Sept. 10	Samford	W 50-16
Sept. 17	at Youngstown State	L 6-13
Sept. 24	*at Austin Peay	W 27-14
<b>Oct. 1</b>	<b>*at Middle Tennessee</b>	<b>W 28-27</b>
Oct. 8	*Tennessee State	W 28-17
Oct. 15	*Murray State	W 49-13
Oct. 22	*at Tennessee Tech	W 23-3
Oct. 29	*at UT-Martin	W 34-14
Nov. 5	*Southeast Missouri	W 34-6
Nov. 19	*Morehead State	W 54-7
Nov. 26	*Boston University (NCAA)	W 30-23
Dec. 3	*at Youngstown St. (NCAA)	L 15-18

**Record:** Overall 10-3-0; OVC 8-0-0 (1st)

## On the Colonels:

### Coaching Staff

**Head Coach:** Roy Kidd (Eastern Kentucky '55)

**Record:** Overall 257-91-8 (31 Yrs.), At EKU 257-91-8 (31 Yrs.)

**Assistants:** Jack Ison (Def. Coord./LB), Joe Blankenship (Off. Coord./QB), Jim Tanara (DL), Doug Carter (OL), Teddy Taylor (RB), Dean Hood (DB)

### Team Information

**Basic Offense:** I-Pro Set

**Basic Defense:** 4-3

**Lettermen Returning:** 35 [16 Offense, 18 Defense, 2 Specialists]

**Lettermen Lost:** 11 [6 Offense, 4 Defense, 1 Specialist]

**Starters Returning:** 15 [7 Offense-Dialleo Burks (SE), Jason Combs (OT), James Hand (OG), Son Tran (C), Roger Orlandini (OT), Chris Whitefield (TE), Bobby Washington (FL); 7 Defense-Chris Guyton (FS), DeShan Handley (DB), Bob Head (DB), David Hoelscher (DE), Victory Hyland (LB), Tony McCombs (LB), Joe S. Smith (SS); 1 Specialist-Marc Collins (PK/P)]

**Starters Lost:** 8 [4 Offense-Eric Clay (TB), Bryan Dickerson (FB), Mike Gentry (OG), John Sacca (QB); 4 Defense-Matt Childress (DT), Roosevelt Givens (DT), Cas Jessee (DE), Carlos Timmons (LB); 0 Specialists]

## Returning Statistical Leaders

Rushing	Att	Yds	Avg	TD
William Murrell	79	476	6.0	6
Robert Bouldin	93	438	4.7	6

Passing	Atts	Comp	Int	Yds	Pct	TD
Greg Couch	15	12	0	97	.800	1

Receiving	Rec	Yds	Avg	TD
Dialleo Burks	33	599	18.2	6
Bobby Washington	33	477	14.5	3

Tackles	Main	Assists	Total	Sacks/Yds	Int
Tony McCombs	80	66	146	2/14	0
Chris Guyton	63	38	101	0/0	3

## Scorecard


**Overall Series:**  
EKU Leads 25-19-0

**At EKU:**  
EKU Leads 15-8-0

**At MTSU:**  
MTSU Leads 11-10-0

**Kidd vs. MTSU:**  
22-11-0

**Donnelly vs. EKU:**  
7-13-0



# Game 8 - Southeast Missouri

Oct. 21/Jones Field/Murfreesboro, Tennessee  
2:00 p.m. (CDT)/Homecoming

## 1995 Schedule


Date	Opponent	Time (Central)
Aug. 31	Southern Illinois	6:00 pm
Sept. 9	at Eastern Illinois	7:00 pm
Sept. 16	*at Murray State	7:00 pm
Sept. 23	*at Austin Peay	6:30 pm
Sept. 30	*Eastern Kentucky	2:00 pm
Oct. 7	*Tennessee Tech	2:00 pm
Oct. 21	*at Middle Tennessee	2:00 pm
Oct. 28	*at UT-Martin	2:00 pm
Nov. 4	*Morehead State	2:00 pm
Nov. 11	Southwest Missouri	2:00 pm
Nov. 18	*Tennessee State	2:00 pm

\*Ohio Valley Conference game

## 1994 Results

Date	Opponent	Result
Sept. 1	Kentucky State	W 32-6
Sept. 10	at Sam Houston State	L 4-24
Sept. 17	*Murray State	L 16-23
Sept. 24	*UT-Martin	W 10-0
Oct. 1	*at Morehead State	W 45-20
Oct. 8	*at Tennessee Tech	W 19-14
Oct. 15	at Southern Illinois	W 24-14
Oct. 22	*Middle Tennessee	L 14-38
Oct. 29	*Austin Peay	W 31-10
Nov. 5	*at Eastern Kentucky	L 6-34
Nov. 12	at Hawaii	L 0-34
Nov. 17	*at Tennessee State	W 17-12

**Record:** Overall 7-5-0  
OVC 5-3-0 (3rd)



**John Mumford**  
Head Coach

## On the Indians:

### Coaching Staff

**Head Coach:** John Mumford (Pittsburg State '80)

**Record:** Overall 22-33-0 (5 Yrs.); At SEMO 22-33-0 (5 Yrs.)

**Assistants:** Greg Bamberger (Off. Coord.), Charles Sabbatini (Def. Coord.), Dave Dumars (DB), Jay Thomas (DL), Tony Gilbert (RB), Kevin Verdugo (QB), Greg Davis (WR).

### Team Information

**Basic Offense:** Multiple Pro


**Basic Defense:** 4-3 Slide

**Lettermen Returning:** 38 [17 Offense, 19 Defense, 2 Specialists]

**Lettermen Lost:** 14 [8 Offense, 6 Defense, 0 Specialists]

**Starters Returning:** 18 [9 Offense-Durand Frierson (C), Fred Hoston (QB), Renaldo Lampkins (WR), Jeff McCullough (TE), Roy Miller (OT), Stanley Parker (FB), Brian Raterman (OT), Jeff Rehberger (OG), Jon Riley (WR); 7 Defense-Brian Burton (LB), Robert Haggerty (LB), Greg Klund (DB), Angel Rubio (NG), Frank Russell (DB), Ronald Smith (DB), Marquis Walker (DB); 2 Specialists-Ryan Devins (PK), Justin Terrill (P)]

**Starters Lost:** 6 [2 Offense-Kelvin Anderson (RB), Dave Stukenberg (OG); 4 Defense-Doug Berg (DT), Bryan Morrison (LB), Mark Munsell (DT) Cordez Vaughn (DE); 0 Specialists]



**Dione Tyler**  
Running Back

## Scorecard

**Overall Series:**  
MTSU Leads 6-0

**At SEMO:**  
MTSU Leads 3-0-0

**At MTSU:**  
MTSU Leads 3-0-0

**Mumford vs. MTSU:**  
0-4-0

**Donnelly vs. SEMO:**  
4-0-0

## Returning Statistical Leaders

Rushing	Att	Yds	Avg	TD
Stanley Parker	61	283	4.6	6
Fred Hoston	73	203	2.8	1

Passing	Atts	Comp	Int	Yds	Pct	TD
Shane Kennedy	145	67	4	785	.462	2
Fred Hoston	137	60	6	776	.438	7

Receiving	Rec	Yds	Avg	TD
Jon Riley	31	449	14.5	0
Renaldo Lampkins	26	378	14.5	2

Tackles	Main	Assists	Total	Sacks/Yds	Int
Robert Haggerty	62	62	124	0/0	3
Brian Burton	63	51	114	1/2	1

## University Quick Facts

**Location:** Cape Girardeau, MO

**Founded:** 1873

**Enrollment:** 8,500

**President:** Dr. Kala Stroup

**Athletic Dir.:** Dr. Richard McDuffie

**Nickname:** Indians

**Colors:** Red and Black

**Conference:** Ohio Valley

**Stadium:** Houck Stadium (10,000)

**Playing Surface:** Natural Grass

**SID:** Ron Hines

**Office:** (314) 651-2294

**Home:** (618) 985-3452

**Fax:** (314) 651-2810


**Press Box:** (314) 651-2191

# Game 9 - UT-Martin


Nov. 4/Jones Field/Murfreesboro, Tennessee  
2:00 p.m. (CDT) - Homecoming



THE UNIVERSITY OF TENNESSEE  
MARTIN



**Don McLeary**  
Head Coach



**James Brown**  
Cornerback

## 1995 Schedule

Date	Opponent	Time (Central)
Sept. 7	Bethel	7:00 pm
Sept. 16	at Eastern Illinois	7:00 pm
Sept. 23	*at Morehead State	6:00 pm
Sept. 30	*Tennessee Tech	7:00 pm
Oct. 7	*at Murray State	1:30 pm
Oct. 14	*Tennessee State	7:00 pm
Oct. 21	*at Eastern Kentucky	1:00 pm
Oct. 28	*Southeast Missouri (HC)	2:00 pm
Nov. 4	*at Middle Tennessee	2:00 pm
Nov. 11	Samford	1:00 pm
Nov. 18	*Austin Peay	1:00 pm

\*Ohio Valley Conference game

## 1994 Results

Date	Opponent	Result
Sept. 3	at Southern Illinois	W 35-26
Sept. 17	Lane	W 14-6
Sept. 24	*at Southeast Missouri	L 0-10
Oct. 1	*at Murray State	L 24-28
Oct. 8	*at Middle Tennessee	L 7-38
Oct. 15	*Tennessee Tech	W 20-10
Oct. 22	*at Tennessee State	L 3-20
Oct. 29	*Eastern Kentucky	L 14-34
Nov. 5	Charleston Southern	W 42-14
Nov. 12	*Morehead State	W 21-7
Nov. 19	*Austin Peay	L 21-27

**Record:** Overall 5-6-0  
OVC 2-6-0 (8th)

## On the Skyhawks:

### Coaching Staff

**Head Coach:** Don McLeary (Tennessee '70)

**Record:** Overall 54-65-0 (11 Yrs.); At UT-M 44-57-0 (9 Yrs.)

**Assistants:** Charlie Stubbs (Off. Coord.), Drew Fabianich (Co-Def. Coord./LB), Mike MacIntyre (Co-Def. Coord.), Grady Andrews (DL), Todd Kirk (OL), Kacy Rodgers (OL)

### Team Information

**Basic Offense:** Multiple Pro

**Basic Defense:** 4-3

**Lettermen Returning:** 38 [19 Offense, 17 Defense, 2 Specialists]

**Lettermen Lost:** 15 [7 Offense, 8 Defense, 0 Specialists]

**Starters Returning:** 18 [8 Offense-Maurice Blakemore (WR), Richard Coure (OT), Lenny Harris (WR), Jason Johnson (RB), Jason Lawrence (OG), Brent Luttrell (OT), Deumaine Reeder (WR), Will Woody (C); 8 Defense-James Brown (CB), Lashone Brown (DE), Brad Godwin (DT), Chris Jones (CB), Preston Jones (SS), Kevin Mawyer (DL), Craig Reynolds (LB), Shane Sisco (LB); 2 Specialists-Les Stuart (P), Matt Young (PK)]

**Starters Lost:** 6 [3 Offense-Randy Brown (RB), Doc Gamble (QB), J. B. Norment (OT); 3 Defense-Ryan Bullington (DE), Dewayne Harper (FS), Brian Spano (LB)]

## University Quick Facts

**Location:** Martin, TN 38238

**Founded:** 1900

**Enrollment:** 5,646

**Chancellor:** Dr. Margaret N. Perry

**Athletic Dir.:** Benny Hollis

**Nickname:** Skyhawks

**Colors:** Blue, Orange and White

**Conference:** Ohio Valley

**Stadium:** Pacer Stadium (7,500)

**Playing Surface:** Natural Grass

**SID:** Lee Wilmot

**Office:** (901) 587-7630

**Home:** (901) 587-9811

**Fax:** (901) 587-7624

**Press Box:** (901) 587-7678

## Returning Statistical Leaders

Rushing	Att	Yds	Avg	TD
Jason Johnson	74	431	5.8	4
Nikki Jackson	61	254	4.2	1
Randy Brown	53	240	4.5	1

Passing	Atts	Comp	Int	Yds	Pct	TD
Todd Mather	132	65	7	655	.492	3

Receiving	Rec	Yds	Avg	TD
Maurice Blakemore	27	365	13.5	1
Deumaine Reeder	25	327	13.1	1

Tackles	Main	Assists	Total	Sacks/Yds	Int
Preston Jones	47	36	83	0/0	3
Carlton Sisco	37	26	63	1.5/24	1

## Scorecard


**Overall Series:**  
MTSU Leads 15-7-1

**At UT-M:**  
Series Even 5-5-1

**At MTSU:**  
MTSU Leads 10-2-0

**McLeary vs. MTSU:**  
1-4-0


**Donnelly vs. UT-M:**  
6-2-0




## '95 Raider Opponents

# Game 10 - Tennessee Tech

Nov. 18/Tucker Stadium/Cookeville, Tennessee  
1:00 p.m. (CST)/Totem Bowl Game



**Jim Ragland**  
Head Coach



**Brad Perry**  
Wide Receiver

### University Quick Facts

**Location:** Cookeville, TN 38505  
**Founded:** 1915  
**Enrollment:** 8,260  
**President:** Dr. Angelo Volpe  
**Athletic Dir.:** Dr. David Larimore  
**Nickname:** Golden Eagles  
**Colors:** Purple and Gold  
**Conference:** Ohio Valley  
**Stadium:** Tucker Stadium (16,500)  
**Playing Surface:** AstroTurf  
**SID:** Rob Schabert  
**Office:** (615) 372-3088  
**Home:** (615) 526-2576  
**Fax:** (615) 372-6139  
**Press Box:** (615) 372-3293

### 1995 Schedule

Date	Opponent	Time (Central)
Sept. 2	Campbellsville	7:00 pm
Sept. 9	at Marshall	6:00 pm
Sept. 16	at Samford	6:00 pm
Sept. 23	*Eastern Kentucky	7:00 pm
Sept. 30	*at UT-Martin	7:00 pm
Oct. 7	*at Southeast Missouri	2:00 pm
Oct. 14	*Austin Peay	1:00 pm
Oct. 21	at Morehead State	12:30 pm
Oct. 28	*Murray State (HC)	2:00 pm
Nov. 4	*at Tennessee State	1:30 pm
Nov. 11	*Middle Tennessee	1:00 pm

\*Ohio Valley Conference game

### 1994 Results

Date	Opponent	Result
Sept. 1	Lock Haven	W 27-0
Sept. 10	at Marshall	L 10-24
Sept. 17	Samford	W 20-7
Sept. 24	*at Morehead State	W 56-14
Oct. 1	*Austin Peay	L 27-34
Oct. 8	*Southeast Missouri	L 14-19
Oct. 15	*at UT-Martin	L 10-20
Oct. 22	*Eastern Kentucky	L 3-23
Oct. 29	*at Murray State	W 38-21
Nov. 5	*Tennessee State	W 28-20
Nov. 19	*at Middle Tennessee	L 3-31

**Record:** Overall 5-6-0

OVC 3-5-0 (6th, Tie)

### On the Golden Eagles:

#### Coaching Staff

**Head Coach:** Jim Ragland (Tennessee Tech '64)

**Record:** Overall 39-58-0 (9 Yrs.); At TTU 39-58-0 (9 Yrs.)

**Assistants:** Gerald Brown (WR/TE), Bill Drake (DB), Buck Fowler (OL), Mike Hennigan (Def. Coord./LB), Mike Ledford (OB), Mike Smith (DL)

#### Team Information

**Basic Offense:** Multiple

**Basic Defense:** Multiple

**Lettermen Returning:** 39 [18 Offense, 20 Defense, 1 Specialist]

**Lettermen Lost:** 16 [7 Offense, 7 Defense, 2 Specialists]

**Starters Returning:** 17 [8 Offense-Gerald Bentley (WR), Mike Lytle (OT), Dewayne McIntyre (FB), Michael Penix (TB), Brad Perry (WR), Chris Reid (OG), Mark Trent (OT), Scott Trent (TE); 8 Defense-Jeff Bryant (DE), Trent McNaull (LB), Jeff Moran (LB), Jim Nelson (DE), Marcus Patton (LB), Eric Rowe (DB), Robert Taylor (DB), Adam Wright (DT); 1 Specialist-Jay Henderson (P)]

**Starters Lost:** 7 [3 Offense-Keith Baldwin (OG), Mike Jones (QB), Tracy Russell (C); 3 Defense-Kevin Jackson (FS), Andrew Mathis (Rov), Brian Pankey (DT); 1 Specialist-Derek Scott (PK)]

### Returning Statistical Leaders

Rushing	Att	Yds	Avg	TD
Mike Penix	164	932	5.7	9
Dewayne McIntyre	45	305	6.8	1

Passing	Atts	Comp	Int	Yds	Pct	TD
Greg Triplett	6	3	1	50	.500	1

Receiving	Rec	Yds	Avg	TD
Brad Perry	29	262	9.0	0
Gerald Bentley	27	443	16.4	2

Tackles	Main	Assists	Total Sacks/Yds	Int
Jeff Moran	62	23	85 2/14	1
Trent McNaull	43	17	60 0/0	0

### Scorecard

**Overall Series:**  
MTSU Leads 32-31-7

**At TTU:**  
15-18-3


**At MTSU:**  
17-13-4

**Ragland vs. MTSU:**  
1-8-0

**Donnelly vs. TTU:**  
14-4-0

# Game 11 - Texas A&M

Nov. 18/Kyle Field/College Station, Texas  
1:00 p.m. (CST)



## 1995 Schedule


Date	Opponent	Time (Central)
Sept. 2	LSU	4:00 pm
Sept. 16	Tulsa	4:00 pm
Sept. 23	at Colorado	TBA
Oct. 7	*at Texas Tech	1:00 pm
Oct. 15	*SMU	1:00 pm
Oct. 21	*at Baylor	1:00 pm
Oct. 28	*at Houston	1:00 pm
Nov. 9	*at Rice	7:00 pm
Nov. 18	Middle Tennessee	1:00 pm
Nov. 25	*at TCU	2:00 pm
Dec. 2	*Texas	2:30 pm

\*Southwest Conference game

## 1994 Results

Date	Opponent	Result
Sept. 3	at LSU	W 18-13
Sept. 10	Oklahoma	W 36-14
Sept. 24	Southern Mississippi	W 41-17
Oct. 1	*Texas Tech	W 23-17
Oct. 8	*at Houston	W 38-7
Oct. 15	*Baylor	W 41-21
Oct. 22	*Rice	W 7-0
Oct. 29	*at SMU (San Antonio)	T 21-21
Nov. 5	*at Texas	W 34-10
Nov. 12	at Louisville	W 26-10
Nov. 19	*TCU	W 34-17

**Record:** Overall 10-0-1  
SWC 6-0-1 (1st)



**R. C. Slocum**  
Head Coach

## On the Aggies:

### Coaching Staff

**Head Coach:** R. C. Slocum (McNeese State '67)

**Record:** Overall 59-12-2 (6 Yrs.); At A&M 59-12-2 (6 Yrs.)

**Assistants:** Phil Bennett (Def. Coord.), Steve Ensminger (Off. Coord.), Tam Hi9llingshead (TE), Bill Johnson (DL), Les Koenning Jr. (WR), Ken Rucker (RB), Mike Sherman (OL), Larry Slade (DB), Shawn Slocum (OLB)

### Team Information

**Basic Offense:** Multiple Pro Sets


**Basic Defense:** 3-4

**Lettermen Returning:** 39 [16 Offense, 20 Defense, 3 Specialists]

**Lettermen Lost:** 24 [13 Offense, 8 Defense, 3 Specialist]

**Starters Returning:** 14 [4 Offense-Calvin Collins (OG), Hunter Goodwin (OT), Corey Pullig (QB), Chris Sanders (SE) ; 7 Defense-Dennis Allen (FS), Reggie Brown (OLB), Donovan Greer (CB), Edward Jasper (NG), Ray Mickens (CB), Brandon Mitchell (DE), Larry Walker (ILB); 3 Specialists-Kyle Bryant (PK), Stormy Case (Hol), Sean Terry (P)]

**Starters Lost:** 13 [7 Offense-Clif Groce (FB), Jeff Jones (OT), James McKeehan (TE), Brian Mitchell (FL), John Richard (OG), Rodney Thomas (TB), Brandon Ward (C); 4 Defense-Antonio Armstrong (OLB), Reggie Graham (ILB), Michael Hendricks (SS), Larry Jackson (DE) ; 2 Specialists-Cole Reinarz (LS), Keith Waguespack (KO)]



**Leland McElroy**  
Running Back

## Scorecard

**Overall Series:**  
No Previous Games

**At A&M**  
0-0-0

**At MTSU:**  
0-0-0

**Slocum vs. MTSU:**  
0-0-0

**Donnelly vs. A&M:**  
0-0-0

## Returning Statistical Leaders

Rushing	Att	Yds	Avg	TD
Leeland McElroy	130	707	5.4	9
Detron Smith	16	73	4.6	1

Passing	Atts	Comp	Int	Yds	Pct	TD
Corey Pullig	269	161	7	2056	.599	13

Receiving	Rec	Yds	Avg	TD
Chris Sanders	22	422	19.2	4
Gene Lowery	3	19	6.3	0

Tackles	Main	Assists	Total	Sacks/Yds	Int
Larry Walker II	39	30	69	4/27	0
Reggie Brown	50	17	67	0/0	0

## University Quick Facts

**Location:** College Station, Texas

**Founded:** 1876

**Enrollment:** 43,256

**President:** Dr. Ray M. Bowen

**Athletic Dir.:** Wally Groff

**Nickname:** Aggies

**Colors:** Maroon and White

**Conference:** Southwest Conf.

**Stadium:** Kyle Field (70,210)

**Playing Surface:** Artificial Turf

**SID:** Alan Cannon

**Office:** (409) 845-5725

**Home:** (409) 696-9738

**Fax:** (409) 845-0564

**Press Box:** (409) 845-4526

# Series Scores with 1995 Opponents

## Austin Peay

MTSU Leads 35-12-2

Year	W/L	Score	Site
1936	W	27-0	H
1937	W	19-0	H
1940	W	35-6	H
1941	W	28-0	H
1946	W	41-9	H
1947	W	33-0	A
1950	W	34-14	H
1951	W	27-6	A
1954	T	7-7	H
1955	T	14-14	A
1956	W	38-20	H
1957	W	14-0	H
1958	W	12-0	H
1959	W	36-0	A
1960	W	6-0	H
1961	W	40-7	A
1962	W	28-0	H
1963	W	27-0	A
1964	L	7-9	H
1965	W	24-20	A
1966	L	7-13	H
1967	W	34-20	A
1968	L	13-46	H
1969	L	17-20	A
1970	W	44-0	H
1971	W	19-7	A
1972	W	24-6	H
1973	W	23-20	A
1974	W	45-16	H
1975	L	13-17	A
1976	L	9-21	H
1977	W	15-6	A
1978	L	17-28	H
1979	L	14-31	A
1980	L	3-7	H
1981	L	9-14	A
1982	W	24-7	H
1983	W	31-17	A
1984	L	7-16	H
1985	W	17-14	A
1986	L	0-7(ot)	A
1987	W	38-16	H
1988	W	36-0	A
1989	W	46-7	H
1990	W	56-7	A
1991	W	23-8	A
1992	W	49-10	H
1993	W	44-10	H
1994	W	28-3	A

## Eastern Kentucky

EKU Leads 25-19-0

Year	W/L	Score	Site
1953	L	6-15	A
1954	L	0-26	H
1955	W	21-14	A
1956	W	26-19	H
1957	W	35-14	A
1958	W	14-0	H
1959	W	14-6	A

1960	W	14-12	H
1961	W	22-15	A
1962	L	8-28	H
1963	W	33-28	A
1964	W	20-13	H
1965	W	14-10	A
1966	W	22-20	H
1967	L	7-14	H
1968	L	21-49	A
1969	L	0-14	H
1970	L	10-24	A
1971	W	31-18	H
1972	L	0-13	A
1973	L	28-29	H
1974	L	17-21	A
1975	L	24-34	H
1976	L	14-40	A
1977	W	19-10	H
1978	L	12-42	A
1979	L	10-52	H
1980	L	0-24	A
1981	L	7-23	H
1982	L	10-35	A
1983	L	7-14	H
1984	W	22-10	A
	W	27-10*	A
1985	W	28-14	H
1986	L	3-28	A
1987	W	17-16	H
1988	L	14-27	A
1989	W	24-19	H
1990	L	7-10	A
1991	L	7-17	A
	L	13-23*	A
1992	W	38-7	H
1993	L	27-33	A
1994	L	27-28	H

\*Div. I-AA Playoffs

## Georgia Southern

GSU Leads 6-4-0

Year	W/L	Score	Site
1984	W	42-7	H
1985	W	35-10	A
1985	L	21-28*	H
1986	L	31-34	H
1987	L	13-17	A
1988	W	26-10	H
1989	L	0-26	A
1989	L	3-45*	A
1990	W	16-13	H
1992	L	10-13	A

\*Div. I-AA Playoffs

## Morehead State

MTSU Leads 36-8-1

Year	W/L	Score	Site
1950	L	7-31	H
1951	W	33-13	A
1952	W	27-6	H
1953	W	14-0	A

1954	W	20-13	H
1955	W	21-0	A
1956	W	20-12	H
1957	W	18-6	A
1958	W	34-6	H
1959	W	27-0	A
1960	W	28-0	H
1961	W	19-14	A
1962	W	7-0	H
1963	W	27-7	A
1964	W	13-0	H
1965	W	30-28	A
1966	W	20-7	H
1967	L	19-21	A
1968	W	28-18	H
1969	L	9-35	A
1970	W	14-6	H
1971	W	9-7	A
1972	T	35-35	H
1973	L	22-28	A
1974	W	23-14	H
1975	W	12-10	A
1976	W	21-0	H
1977	L	21-24	A
1978	W	9-6	H
1979	L	7-28	A
1980	L	10-17	H
1981	W	20-7	A
1982	W	30-0	H
1983	W	56-17	A
1984	W	42-28	H
1985	W	33-14	A
1986	W	24-7	H
1987	L	3-7	A
1988	W	49-0	H
1989	W	34-3	A
1990	W	37-0	H
1991	W	31-3	A
1992	W	70-0	H
1993	W	45-0	A
1994	W	63-6	H

## Murray State

MTSU Leads 35-27-3

Year	W/L	Score	Site
1925	L	6-0	A
1926	T	0-0	H
1927	L	7-14	A
1928	L	6-14	H
1929	W	6-0	A
1930	W	19-0	H
1931	L	7-13	A
1932	L	6-7	H
1933	L	7-70	A
1934	L	0-12	H
1935	W	19-6	A
1936	W	19-14	A
1937	L	14-21	A
1938	L	0-34	H
1939	L	2-14	H
1940	L	0-18	H
1941	L	6-34	A
1942	T	14-14	H
1948	L	12-26	H
1949	T	7-7	A
1950	W	34-14	H

1951	L	7-19	A
1952	L	13-20	H
1953	W	28-25	A
1954	W	21-13	H
1955	W	33-28	A
1956	W	39-7	H
1957	W	22-0	A
1958	W	40-0	H
1959	W	55-0	A
1960	W	20-3	H
1961	W	27-18	A
1962	W	23-6	H
1963	W	14-7	A
1964	W	14-12	H
1965	W	28-24	A
1966	W	33-0	H
1967	L	14-35	H
1968	L	13-35	A
1969	W	31-24	H
1970	L	0-20	A
1971	L	15-24	H
1972	W	14-13	A
1973	W	17-14	H
1974	L	12-14	A
1975	W	17-5	H
1976	L	20-24	A
1977	L	9-13	H
1978	L	7-33	A
1979	L	8-29	H
1980	L	6-38	A
1981	W	14-9	H
1982	W	27-9	A
1983	W	17-14	H
1984	W	19-16	A
1985	W	31-24(3ot)	H
1986	L	7-21	A
1987	W	27-9	H
1988	L	22-23	A
1989	W	32-15	H
1990	W	31-10	A
1991	W	35-3	H
1992	W	66-6	A
1993	W	45-3	H
1994	W	23-21	A

## Southeast Missouri

MTSU Leads 6-0

Year	W/L	Score	Site
1947	W	12-0	A
1948	W	20-7	H
1991	W	52-0	H
1992	W	30-16	A
1993	W	31-10	H
1994	W	38-14	A

## Tennessee State

MTSU Leads 8-7

Year	W/L	Score	Site
1973	L	0-23	N
1974	W	20-10	N
1975	L	14-21	N
1976	L	17-26	N

1977	L	0-27	N
1978	L	6-13	N
1986	L	6-7	N
1987	W	55-19	N
1988	W	55-19	N
1989	W	36-7	N
1990	W	38-6	N
1991	W	42-6	N
1992	W	35-31	N
1993	L	33-34	N
1994	W	45-10	A

## Tennessee Tech

MTSU Leads 32-31-7

Year	W/L	Score	Site
1917	W	26-0	A
1924	L	0-6	H
1925	T	0-0	A
1927	W	13-0	H
1928	L	12-25	A
1929	T	13-13	A
1930	T	0-0	H
1931	L	7-19	A
1932	L	6-32	H
1933	L	0-6	A
1934	L	0-12	A
1935	W	7-6	A
1936	W	7-6	H
1937	T	13-13	H
1937	W	29-0	A
1938	L	0-7	H
1938	L	0-22	H
1939	L	3-20	A
1940	W	6-0	H
1941	L	0-6	A
1942	L	6-25	A
1946	L	7-21	A
1947	W	19-0	H
1948	L	7-32	A
1949	W	14-0	H
1950	W	27-7	A
1951	T	14-14	H
1952	W	19-7	A
1953	L	13-46	H
1954	T	7-7	A
1955	L	14-55	H
1956	W	26-6	A
1957	W	22-0	H
1958	L	0-14	A
1959	T	21-21	H
1960	L	8-35	A
1961	L	6-7	H
1962	W	20-0	A
1963	W	21-14	H
1964	W	24-0	A
1965	W	28-21	H
1966	W	21-14	A
1967	W	33-20	H
1968	L	3-7	A
1969	L	7-21	H
1970	L	13-17	A
1971	L	3-14	H
1972	L	10-24	A
1973	W	17-10	H
1974	L	2-41	A
1975	L	3-30	H

1976	L	10-33	A
1977	L	9-21	H
1978	L	10-35	A
1979	W	17-14	H
1980	W	21-17	A
1981	L	9-28	H
1982	W	10-3	A
1983	L	8-12	H
1984	W	28-10	A
1985	W	45-12	H
1986	W	21-6	H
1987	W	17-13	A
1988	W	51-0	H
1989	W	24-3	A
1990	W	42-0	H
1991	W	28-10	A
1992	W	21-0	H
1993	L	14-35	A
1994	W	31-3	H

## Texas A&M

No Previous Games

## UAB

No Previous Games

## UT-Martin

MTSU Leads 15-7-1

Year	W/L	Score	Site
1931	W	20-0	A
1932	W	18-0	H
1963	W	21-14	H
1964	T	0-0	A
1965	W	24-14	H
1966	W	10-3	A
1967	L	36-44	A
1968	W	24-17	H

# MTSU All-Time Series Records (98 Opponents)

(1995 Opponents in Bold Face Type)

School	W-L-T	First Met	Last Met	School	W-L-T	First Met	Last Met	School	W-L-T	First Met	Last Met
Akron	6-1-0	1980	1986	Hawaii	0-1-0	1993	1993	Presbyterian	1-0-0	1959	1959
Alcorn State	0-1-0	1988	1988	Hume-Fogg	1-0-0	1913	1913	Sam Houston St.	0-1-0	1956	1956
Appalachian St.	1-1-0	1974	1989	Illinois State	0-0-1	1994	1994	Savannah State	2-0-0	1982	1983
Arkansas State	2-0-0	1948	1949	Indiana State	1-0-0	1984	1984	Sewanee	0-3-0	1916	1932
<b>Austin Peay</b>	<b>35-12-2</b>	<b>1936</b>	<b>1994</b>	Jackson State	1-0-0	1990	1990	Sewanee "B"	2-0-0	1917	1920
Ball State	2-4-0	1969	1974	Jacksonville State	12-1-2	1927	1994	Sewanee Frosh	1-1-0	1922	1929
Baylor (Chatt.)	1-0-0	1917	1917	James Madison	0-1-0	1994	1994	Sewanee Military	1-0-0	1917	1917
Bedford County	1-0-0	1917	1917	Lamar Tech	1-1-0	1950	1961	Sewart AFB	4-0-0	1951	1954
Bethel (Ky.)	3-2-0	1920	1936	Lenoir-Rhyne	2-0-0	1984	1985	<b>S.E. Missouri</b>	<b>6-0-0</b>	<b>1947</b>	<b>1994</b>
Bethel (Tenn.)	5-0-0	1923	1931	Liberty Baptist	1-0-0	1982	1982	S.W. Missouri	1-0-0	1986	1986
Boise State	0-1-0	1990	1990	Lincoln Memorial	2-0-0	1930	1931	Southwestern	1-0-0	1922	1922
Bowen	1-0-0	1913	1913	Louisiana Tech	0-1-0	1984	1984	Sou. Presbyterian	2-0-0	1915	1916
Bryson	3-0-0	1922	1927	Marshall	0-2-0	1992	1994	Stetson	0-1-0	1925	1925
Campbellsville	1-0-0	1993	1993	Maryville	6-6-0	1920	1949	Tampa	0-1-0	1942	1942
Camp Forrest	1-0-0	1942	1942	Memphis State	12-7-1	1925	1954	<b>Tennessee State</b>	<b>8-7-0</b>	<b>1973</b>	<b>1994</b>
Carson-Newman	4-0-0	1951	1976	Miami (Fla.)	2-0-0	1931	1932	<b>Tennessee Tech</b>	<b>32-31-7</b>	<b>1917</b>	<b>1994</b>
Castle Heights	4-0-0	1914	1917	Miles	1-0-0	1986	1986	Tenn. Wesleyan	0-2-0	1930	1938
Centre	0-1-0	1946	1946	Milligan	3-1-1	1946	1950	Troy State	8-0-0	1936	1953
Chatt. Central	1-1-0	1915	1916	Millington Navy	2-0-0	1949	1950	Tulsa	0-1-0	1993	1993
Cincinnati	0-1-0	1991	1991	Mississippi Valley	2-0-0	1987	1988	Tusculum	1-0-0	1938	1938
Cumberland	9-5-2	1914	1948	M.B.A.	1-0-0	1913	1913	UT Meds	0-1-0	1921	1921
Delaware	0-2-0	1977	1978	<b>Morehead State</b>	<b>36-8-1</b>	<b>1950</b>	<b>1994</b>	UT-Chattanooga	10-24-1	1916	1990
Delta State	2-1-0	1937	1941	Morgan	1-1-0	1913	1924	<b>UT-Martin</b>	<b>15-7-1</b>	<b>1931</b>	<b>1994</b>
<b>Eastern Ky.</b>	<b>19-25-0</b>	<b>1953</b>	<b>1994</b>	Morris Harvey	1-1-0	1955	1956	Union (Tenn.)	11-3-2	1921	1951
East Tennessee	22-12-1	1947	1990	<b>Murray State</b>	<b>35-27-3</b>	<b>1925</b>	<b>1994</b>	Vanderbilt	0-13-0	1915	1956
Elizabeth City	1-0-0	1982	1982	Muskingum	1-0-0	1964	1964	Vanderbilt "B"	5-1-1	1913	1926
Emory & Henry	0-1-1	1951	1952	Nebraska	0-1-0	1992	1992	Vanderbilt Frosh	1-1-0	1922	1929
Evansville	1-0-0	1923	1923	North Alabama	19-6-0	1927	1980	Vanderbilt Meds	2-0-0	1913	1914
Florida State	0-1-0	1991	1991	North Carolina St.	0-1-0	1989	1989	Western Carolina	2-2-0	1973	1981
Freed-Hardeman	1-0-0	1934	1934	Northern Illinois	1-1-0	1988	1992	Western Ky.	29-27-1	1914	1991
F&C	1-0-0	1913	1913	Ogden	1-0-0	1926	1926	Winston-Salem	0-1-0	1987	1987
<b>Ga. Southern</b>	<b>4-6-0</b>	<b>1984</b>	<b>1992</b>	Pensacola Navy	2-4-0	1961	1969	Youngstown St.	3-4-0	1981	1987
Gordon	1-0-0	1941	1941	Piedmont	2-0-0	1929	1930				

## The Raiders Against . . .

(Calculated by Current Affiliation)

. . . The Divisions					. . . The Conferences				
Div.	Won	Lost	Tied	Pct	Conf.(*)	Won	Lost	Tied	Pct
I-A	25	31	1	.447	ACC(1)	0	1	0	.000
I-AA	208	167	16	.552	Big 8(1)	0	1	0	.000
II	48	9	2	.831	Big Sky(1)	0	1	0	.000
III	9	10	1	.475	Gen. Collegiate(2)	1	1	0	.500
NAIA	28	12	3	.686	College Athletic(2)	1	3	0	.250
					Gateway(3)	2	0	1	.833
					Gulf South(4)	40	8	0	.833
					Independent(3)	0	3	0	.000
					Mid-American(1)	2	4	0	.333
					Ohio Valley (12)	175	102	4	.630
					SEC(1)	0	13	0	.000
					Southland(1)	0	1	0	.000
					Southern(4)	36	42	2	.463
					Sou. Intercoll.(2)	3	0	0	1.000
					SWAC(3)	3	1	0	.750
					Yankee(2)	0	3	0	.000

\*No. Teams Played

---

---

# MTSU Bowl Appearances

Four Appearances: Won 2, Lost 2 (.500)

1956

## Refrigerator Bowl (Evansville, Ind.)

**Sam Houston 27, MTSU 13**

The Raiders carried an Ohio Valley Conference championship and a 7-2 record into the first bowl game in the school's history, but the occasion was ruined by a powerful Bearcat team from Sam Houston.

Led by Little All-American fullback Terry Sweeney, the Raiders ground out 290 yards of total offense, but mistakes killed the Raiders' hopes for a win.

MTSU lost three fumbles and had three passes intercepted by the alert Bearcat defense.

1960

## Tangerine Bowl (Jan. 1 - Orlando, Fla.)

**MTSU 21, Presbyterian 12**

Bucky Pitts scored two touchdowns, one on a beautiful punt return, to pace the '59 MTSU team to its first bowl win in school history.

Pitts, the little speedster from Fayetteville, had 59 yards in nine rushes to lead a Raider infantry attack that ground out 240 yards.

MTSU built a 14-6 halftime lead, then had to stave off a tremendous rally led by Presbyterian quarterback Bob Waters, later of the San Francisco 49ers and destined to become head coach at Western Carolina prior to his untimely death.

Waters passed for 197 yards and two touchdowns, but the Raider defense was tough when it had to be.

1961

## Tangerine Bowl (Orlando, Fla.)

**Lamar Tech 21, MTSU 14**

Making their second Tangerine Bowl appearance in three seasons, the Raiders fell to another bunch of tough Texans.

It was an even battle for nearly the entire game, then a freak play decided the issue.

A Lamar field goal attempt fell short of the mark but was inadvertently touched by a Blue Raider and a Tech player fell on it in the end zone for a touchdown.

Once again, mistakes hurt the Raiders badly as they lost three fumbles and had two passes intercepted.

1964

## Grantland Rice Bowl (Dec. 12 - Murfreesboro, Tenn.)

**MTSU 20, Muskingum 0**

A rugged defense paced the OVC champion Blue Raiders to a 20-0 win in the first Grantland Rice Bowl ever played, with the site being MTSU's own Horace Jones Field.

The Raider defense held Muskingum to only 72 yards in total offense and scored a touchdown on a 99-yard fumble return by end Ray Neal with only 44 seconds left in the game.

MTSU's other scores came on a one-yard dive by fullback David Petty in the first quarter and a five-yard run by quarterback Teddy Morris in the last period.

It was the final collegiate game as a player for current Blue Raider Head Coach Boots Donnelly.

---

---

## Ray Neal Award

The Ray Neal Memorial Trophy is awarded annually to the senior who, in the opinion of the coaches, shows the most improvement over his four-year career.

Neal was a defensive end for the '64 MTSU team that defeated Muskingum in the initial Grantland Rice Bowl, returning a fumble for a 99-yard touchdown and establishing a record that still stands. Less than two weeks later, he was killed by a shotgun blast in a tragic accident that put a damper on what had been a great season.

1965-Jim Violette  
1966-Toby Wood  
1967-Pat Morrison  
1968-Ralph Overton  
1969-Larry Hayes  
1970-Mike Cowan  
1971-Jerry Kirby  
1972-Ed Zaunbrecher


1973-Mike Finney  
1974-Bob Orsillo  
1975-Melvin Boyd  
1976-Frank Long  
1977-Stan Murphy  
1978-Barry Minatra  
1979-Jerry Thompson  
1980-Gerald Robinson

1981-Sammy Bryant  
1982-Rob Ridings  
1983-Roger Carroll  
1984-Randy Carr  
1985-Robert Frazier  
1986-Cecil Andrews  
1987-Todd Jackson  
1988-Jack Pittman

1989-Van Dingler  
1990-Kenny Donaldson  
1991-Greg James  
1992-Randy Houston  
1993-Curt Watkins  
1994-Corey Teague


# Blue Raiders in NCAA Division I-AA Playoffs

Seven Appearances: Won 6, Lost 7 (.462)



*MTSU Linebacker Randy Carr grabs a Louisiana Tech runner from behind as halfback Walter Smith (31) and tackle Kenny McDaniel (94) come up to help in the 1984 national semifinal game.*

*All-American tailback Joe Campbell (21) sheds a Jackson State tackle to rip off another long gain in the Blue Raiders' first-round win in 1990.*



## 1984

### First Round: MTSU 27, Eastern Kentucky 10

MTSU entered the national championship playoffs as an at-large entry after finishing with a 9-2 overall record and trailing only champion Eastern Kentucky in the final OVC standings. The first-round game sent the Blue Raiders to Richmond, Ky., for the second time in the season, where they had taken a 22-10 win from the Colonels in early October.

This time, MTSU prevailed over the league titlists, 27-10, as tailbacks Vince Hall and Gerald Anderson teamed up for three TDs (two for Anderson and one for Hall) and 325 yards in rushing (202 for Hall and 123 for Anderson). MTSU kept the ball for nearly 40 minutes as Hall and Anderson combined for 55 carries.

The defense was paced by tackles Kenny McDaniel and Greg Casteel, with 11 stops each, and end John Garrett, with 10.

### Quarter-Finals: MTSU 42, Indiana St. 41 (3 OTs)

The Blue Raiders again hit the road to take on highly regarded Indiana State at Terre Haute. In one of the most memorable games in playoff history, MTSU broke on top 21-0 in the first quarter. Mickey Corwin hit Tony Burse for a six-yard TD pass, then Vince Hall scored from 80 yards out and Mike Clark snagged a 25-yard scoring pass from Corwin. The latter two scores came in a breathless 18-second span sandwiched around an ISU fumble.

The Sycamores fought back to tie the game at 21-all and send it into overtime, where each team scored on its first three possessions. However, after ISU tallied its third overtime TD to make the score 42-41 for MTSU, the Sycamores went for a two-point conversion off a fake kick. The play was smothered by the right side of the Blue Raider line to send MTSU into the semifinals.

### Semifinals: Louisiana Tech 21, MTSU 13

Back home for the first time in the playoffs, the Blue Raiders found themselves locked in a struggle between two very well-coached and gutsy football teams. Tech took an early 7-0 lead on a blocked punt, but MTSU battled back on a 33-yard field goal by Kelly Potter and a two-yard plunge by Gerald Anderson to forge a 10-7 lead in the third quarter.

Tech came right back six minutes later to go ahead, 14-10, on an 11-yard pass play from Kyle Gandy to Todd Breske. MTSU chalked up another field goal by Potter, this one a 35-yarder, to cut the lead to 13-14, only to see David Green ramble 80 yards on Tech's very next play for a 21-13 lead.

The Raiders began to move the ball steadily on their next possession, but a fumble well inside Tech territory ended their title hopes, 21-13.

Hall rushed for 533 yards in the three post-season games to shatter all existing NCAA Playoff records. Corwin's 27-for-41 passing gave him a .659 percentage for the playoffs, a record that stood until 1990.

## 1985

### Quarter-Finals: Georgia Southern 28, MTSU 21

MTSU entered the playoffs as OVC champions and the top seed after a perfect 11-0 regular season and being ranked the No. 1 team in the nation over the final half of the season. That earned the Raiders a first-round bye and host role against Georgia Southern, a team MTSU had beaten 35-10 early in the season.

Early in the second quarter, Southern's eventual national champs had built a 21-0 lead, only to see the Raiders cut it to 21-14 late in the third period. Another Eagle tally made it 28-14, but Dwight Stone ran for his second TD of the game to cut it to 28-21 with five minutes to play. However, the Raiders could get no closer.

## 1989

### First Round: MTSU 24, Appalachian State 21

The Raiders, as newly crowned OVC champs, had to pull out all stops to beat the Mountaineers of Appalachian State at Jones Field.

ASU had a slight edge in both total offense yardage and first downs, but the Raiders had a vital advantage in turnovers and the ability to score at the decisive moment.

MTSU's TDs came on a 36-yard scamper by tailback Joe Campbell, a five-yard return of a blocked punt by Jimmy McCamey, and a one-yard plunge by Phil Ironside.

Senior place-kicker Joe Lisle not only added all three extra points, but he provided the winning margin with a 17-yard field goal in the game's waning seconds. The winning kick had been set up by a remarkable catch of an Ironside pass by junior split end Kenny Donaldson, putting the ball at the Appalachian State one-yard line.

### Quarter-Finals: Georgia Southern 35, MTSU 3

For the second time during the fall, the Blue Raiders fell victim to Georgia Southern in Statesboro.

In contrast to the regular-season loss to GSC, which was played in the driving rain of Hurricane Hugo, the playoff contest was played out under brilliant blue skies -- but the outcome still went solidly in favor of the Eagles.

A Lisle field goal provided the only scoring MTSU was able to muster for the afternoon, while the Raider defense could never provide any consistent deterrent to the Georgia Southern offense.

## 1990

### First Round: MTSU 28, Jackson State 7

After tying for the OVC title and top-seeded for the playoffs after a No. 1 NCAA ranking at season's end, MTSU had little trouble eliminating Jackson State in the first round at Jones Field.

Playing without starting quarterback Phil Ironside, an All-OVC pick who suffered a career-ending back injury in the regular-season finale against Tennessee Tech, the Raiders got a brilliant

performance from his understudy, O. J. Smith. Smith rushed for 70 yards and one TD and completed two of three passes for eight yards, one a scoring strike to Vince Parks.

Joe Campbell (89 yards in 16 carries) and Wade Johnson (50 yards in 10 tries) also ran for Raider touchdowns.

An alert MTSU defense picked off five Tiger passes, two interceptions coming from linebacker Scott Boykin.

### Quarter-Finals: Boise State 20, MTSU 13

Already crippled by the loss of Ironside, the Raiders lost his back-up, O. J. Smith, to a knee injury late in the first-quarter of a battle with a very sound Boise State team on the Broncos' home turf.

Even so, MTSU fought back from a 10-3 halftime deficit to take a 13-10 lead in the third quarter and find itself tied at 13-all going into the fourth period.

A gutsy fourth-down pass off a fake punt gave the Broncos the impetus they needed for a late TD. The Raiders could not make a first down on their ensuing possession and saw their title hopes dashed.

Campbell led all rushers with 102 yards in 21 carries, but the injury-riddled Raider offense could muster only 168 yards in total offense.

## 1991

### First Round: MTSU 20, Sam Houston 19 (OT)

The Blue Raiders found their hands full with a tough bunch of Sam Houston Bearkats who brought an excellent football team to Jones Field.

The Texans ran out to a 13-3 halftime lead on two short touchdown runs by Curtis Thomas and one of two extra points from the toe of Mark Klein. The only MTSU points of the half came on a 42-yard field goal by freshman Garth Petrilli.

The Blue Raider defense shut down the Bearkat offense in the second half, while the MTSU attack got another field goal (33 yards) from Petrilli in the third quarter and late fourth-quarter TD from tailback Joe Campbell to bring on a 13-13 tie and the second overtime playoff game in MTSU history.

Thomas scored from one yard out on Sam Houston's first overtime possession, but Klein's PAT attempt hit the goal post's right upright and caromed back into the playing field. On the Raider possession, it took only three plays for Campbell to score from the 10-yard line and Petrilli's extra point kept MTSU alive in the Play-offs.

### Quarter-Finals: Eastern Kentucky 23, MTSU 13

MTSU suffered only one loss to a Division I-AA football team during the 1991 regular season, a 10-point defeat (17-7) at the hands of Ohio Valley Conference rival Eastern Kentucky in Richmond. Another loss at Richmond, by an identical margin, knocked the Blue Raiders out of the NCAA Playoffs.

Eastern shut down the MTSU running attack as nobody had all season, giving the Raiders only 77 total rushing yards. Middle Tennessee was shut out until the fourth period, when freshman quarterback Kelly Holcomb passed for a pair of TDs, one of 19 yards to Steve Dark, the other of four yards to Curt Watkins.

EKU scored on a 57-yard screen pass to Markus Thomas, a 38-yard pass from Vincent Ware to Kenny McCollum, a five-yard run from Tim Lester and a 22-yard field goal by Todd Duffy.

*(Continued on following page)*

---

## Blue Raiders in NCAA Division I-AA Playoffs (Cont.)

1992

### First Round: MTSU 35, Appalachian State 10

The Blue Raiders went to the playoffs for the fourth straight season and, as the tournament's fourth seed, hosted a good Southern Conference team, Appalachian State.

The MTSU defense that finished the regular season with three straight shutouts set the tone for the game with a pass interception on ASU's first possession of the game. After linebacker Jabbar Troutman returned the interception to the 15-yard line, fullback Walt Crowder scored on the Blue Raiders' first play and the home team was off to the races.

Freshman tailback Brigham Lyons ran for a total of 144 yards, including touchdown runs of 14 and 2 yards. Crowder, who opened the scoring, also closed it with a 32-yard sprint. He had a total of 91 yards on the ground. The other MTSU touchdown came on a 44-yard pass from Kelly Holcomb to Cory Simpson.

### Quarter-Finals: Marshall 35, MTSU 21

MTSU had to go on the road again for the quarter-final round, taking on eventual national champion Marshall at the site of the national championship game.

Stellar quarterback Michael Payton scored early to give the Thundering Herd a 7-0 lead, but Brigham Lyons raced a Playoff-record 81 yards for a TD which gave the Raiders a brief tie.

Payton had to leave the game shortly thereafter due to an injury, but his replacement, Todd Donnan, combined with super receiver Troy Brown to do in the Blue Raiders. The pair combined for 189 yards in receptions that included three touchdowns.

Marshall led 28-7 heading to the fourth period. MTSU staged a 14-point rally in the final 15 minutes, but the final Donnan-to-Brown TD pass, a 5-yarder, kept the Raiders at bay and sent the Herd one game closer to its national title.

1994

### First Round: Marshall 49, MTSU 14

For only the second time in its entire playoff experience, the Blue Raiders found themselves over-matched. The host Thundering Herd from Marshall proved themselves to be better (at least for this particular game) than MTSU in virtually every phase of the game in taking a 49-14 win to knock the Raiders from the national title trail.

MTSU found itself on the short end of a 28-7 score at halftime, even after scoring on the final play of the second quarter. By sacking Raider quarterback Kelly Holcomb six times for a total of 48 yards in losses, Marshall limited MTSU to a net 30 yards rushing, even though tailback Kippy Bayless ran for 55 yards in 13 carries.

Despite all that, Holcomb completed 15 of 35 passes for 229 yards and both of the Raider touchdowns, one to Demetric Mostiller (18 yards) and one to Cory Simpson (10 yards).

# NCAA Division I-AA All-Time Leaders\*

Winning Percentage						Wins Per Season			
School	Yrs.	Won	Lost	Tied	Pct.	School	Yrs.	Wins	Avg
1. Yale .....	122	778	269	55	.731	1. Boise State .....	27	212	7.85
2. Grambling .....	52	397	143	15	.729	2. Grambling .....	52	397	7.63
3. Tennessee State .....	67	428	157	30	.720	3. Fordham .....	96	671	6.99
4. Florida A&M .....	62	426	173	18	.705	4. Florida A&M .....	62	426	6.87
5. Princeton .....	125	713	292	49	.700	5. Georgia Southern .....	26	169	6.50
6. Boise State .....	27	212	98	2	.683	6. Tennessee State .....	67	428	6.39
7. Harvard .....	120	705	328	50	.674	7. Yale .....	122	778	6.37
8. Fordham .....	96	671	349	52	.650	8. Jackson State .....	49	311	6.35
9. Jackson State .....	49	311	172	13	.640	9. McNeese State .....	44	274	6.23
10. Dartmouth .....	113	595	330	45	.637	10. Appalachian State .....	65	393	6.05
11. Eastern Kentucky .....	71	428	244	27	.632	11. Eastern Kentucky .....	71	428	6.03
12. Pennsylvania .....	118	703	409	42	.627	12. Pennsylvania .....	118	703	5.96
13. South Carolina St. ....	68	370	216	27	.626	13. James Madison .....	22	130	5.91
14. Southern (B.R.) .....	73	420	253	25	.620	14. Harvard .....	120	705	5.86
15. Georgia Southern .....	26	169	105	7	.614	15. Southern (B.R.) .....	73	420	5.76
16. Alcorn State .....	71	352	223	38	.6052	16. Youngstown State .....	54	310	5.74
17. Appalachian State .....	65	393	252	29	.6046	17. Towson State .....	26	149	5.73
<b>18. Middle Tennessee .....</b>	<b>78</b>	<b>436</b>	<b>281</b>	<b>28</b>	<b>.6040</b>	18. Princeton .....	125	713	5.70
19. McNeese State .....	44	274	178	14	.603	<b>19. Middle Tennessee .....</b>	<b>78</b>	<b>436</b>	<b>5.59</b>
20. Bethune-Cookman .....	56	300	200	22	.596	20. South Carolina State .....	68	370	5.44
21. Western Kentucky .....	76	408	273	31	.595	21. Furman .....	81	437	5.40
22. Delaware .....	103	514	350	43	.590	22. Bethune-Cookman .....	56	300	5.36
23. Cornell .....	107	554	381	34	.5892	23. Western Kentucky .....	76	408	5.34
24. Northern Iowa .....	96	471	322	47	.5886	24. Holy Cross .....	99	525	5.30
25. Holy Cross .....	99	525	368	55	.583	25. Dartmouth .....	113	595	5.27

\*Compiled from data supplied by NCAA Statistics Service; includes schools with 20 or more seasons of competition and with I-AA membership for at least 10 seasons.

## All-Time Ohio Valley Conference Standings (Current Members Only)

School	Titles*	Won	Lost	Tied	Pct.	Seasons	Yr. Join Conf.
1. Eastern Kentucky	16	209	87	7	.701	47	1948
<b>2. Middle Tennessee</b>	<b>11</b>	<b>175</b>	<b>102</b>	<b>4</b>	<b>.630</b>	<b>43</b>	<b>1952</b>
3. Tennessee State	0	24	25	0	.490	7	1988
4. Tennessee Tech	9	142	152	3	.483	46	1949
5. Murray State	5	140	157	8	.472	47	1948
6. Southeast Missouri	0	12	19	0	.387	4	1991
7. Tennessee-Martin	0	9	15	0	.375	3	1992
8. Austin Peay	1	78	141	2	.357	32	1963
9. Morehead State	2	84	215	5	.285	47	1948


\*Won or Tied

# Raider Tradition of Excellence


## All-Americans




**Max Arnold**  
Fullback  
1950



**Charles Lyons**  
Guard  
1950




**Maxie Runion**  
Halfback  
1950




**Terry Sweeney**  
Fullback  
1956




**Jerry Hurst**  
End  
1957



**Ralph Massey**  
Tackle  
1957




**G. E. McCormack**  
End  
1957




**George Dykes**  
End  
1963




**Jimbo Pearson**  
Halfback  
1964




**Keith Atchley**  
Guard  
1965




**Mike Moore**  
Fullback  
1976




**Roger Carroll**  
Offensive Guard  
1983




**Kelly Potter**  
Place-Kicker  
1984




**Don Griffin**  
Free Safety  
1985




**Don Thomas**  
Linebacker  
1988




**Jimmy McCamey**  
Cornerback  
1989



**Joe Campbell**  
Tailback  
1990, 1991




**Steve McAdoo**  
Offensive Tackle  
1991, 1992




**Pat Hicks**  
Offensive Guard  
1993

# Raider Tradition of Excellence


## OVC Players of the Year




**Teddy Morris**  
Quarterback  
Offense  
1965




**Keith Atchley**  
Defensive Guard  
Defense  
1965




**Mike Moore**  
Running Back  
Offense  
1975




**Dennis Mix**  
Defensive End  
Defense  
1982




**Vince Hall**  
Tailback  
Offense  
1984




**Randy Carr\***  
Linebacker  
Defense  
1984




**Marvin Collier**  
Quarterback  
Offense  
1985




**Don Griffin**  
Free Safety  
Defense  
1985




**Don Thomas**  
Linebacker  
Defense  
1988




**Anthony Coleman**  
Linebacker  
Defense  
1989




**Joe Campbell**  
Tailback  
Offense  
1990



**Marty Carter**  
Free Safety  
Defense  
1990



**Mike Caldwell**  
Defensive End  
Defense  
1992



**Kippy Bayless**  
Tailback  
Offense  
1993

\*OVC Media Association selection

# Raider Tradition of Excellence

## All-Ohio Valley Conference

(157 Selections in 42 Seasons)

1952- Bobby Young, RB Howard Alsup, DT Garnett Rather, DB	1961- George Dykes, E Terry Bailey, QB	1972- Bob Orsillo, OT Charlie Holt, OG Ray Oldham, DB	1984- Rick Brito, C* Randy Carr, LB* Mike Clark, TE* Mickey Corwin, QB* Phil Cowan, OG Robert Frazier, DE* Don Griffin, DB Vince Hall, RB Kelly Potter, PK Gary Womack, DG*	1990- Joe Campbell, RB Marty Carter, DB Anthony Coleman, LB Matt Crews, PK Phil Ironside, QB Wade Johnson, FB Steve McAdoo, OT Jimmy McCamey, DB Vince Parks, WR Greg Pollard, DE
1953- Howard Alsup, T Bobby Young, RB	1962- George Dykes, E	1973- Nate Porter, DB		
1954- Joe Collier, G Garner Ezell, HB	1963- George Dykes, E	1974- Mike Shawen, P		
1955- Bill Hix, T Terry Sweeney, FB Travis Akin, HB	1964- Jack Armstrong, OT Keith Atchley, DG Jimbo Pearson, DB	1975- Mike Moore, RB John Csir, DE	1985- Gerald Anderson, RB Cecil Andrews, OG Tony Burse, FB Marvin Collier, QB Roosevelt Colvard, LB Mike Clark, TE Don Griffin, DB David Kercell, OT	1991- Scott Boykin, LB Chris Burns, DL Joe Campbell, RB Steve Dark, TE Steve McAdoo, OT Vince Parks, WR Garth Petrilli, K Jamie Redmond, DB
1956- Jerry Hurst, E Gerry DeLucca, T Harold Greer, G Don Plonk, C Terry Sweeney, FB	1965- Tom Fiveash, OT Teddy Morris, QB Jerry Smith, RB George Claxton, E Keith Atchley, DG Larry Dotson, LB	1976- Mike Moore, RB		
1957- Jerry Hurst, E G. E. McCormack, E Ralph Massey, T Lester Rizor, G Bobby Hallum, QB Buck Rolman, HB	1966- Bob Hlodan, RB George Claxton, E Frank Victory, DT Larry Dotson, LB Steve Edging, DB	1977- Darrell Williams, C Mike Moore, RB Reggie Bell, DT Mo Bell, LB Randy Saunders, P	1986- Cecil Andrews, OG Dejuan Buford, DB Tony Burse, FB Roosevelt Colvard, LB Dwight Stone, RB	1992- Mike Caldwell, DE Walt Crowder, FB Steve Dark, TE Kelly Holcomb, QB Randy Houston, DG Steve McAdoo, OT Eric McBroom, DB Garth Petrilli, PK Jamie Redmond, DB
1958- Don Franklin, T Bobby Hallum, QB Bucky Pitts, HB	1967- Billy Walker, QB George Claxton, E Mike Matheny, DB	1978- Stan Wright, LB	1987- Darrien Thomas, DB Kenny Tippins, DE	
1959- Brady Lockett, E Ralph Adams, T Ray Purvis, HB Bucky Pitts, HB Gene Windham, FB	1968- Ron Taylor, P	1981- Kelly Potter, PK Dennis Mix, DE Emanuel Toles, DT James Griffin, DB	1988- Tommy Barnes, DB Chuck Daniel, P Jack Pittman, DT Don Thomas, LB Kenny Tippins, DE	1993- Kippy Bayless, TB Pat Hicks, OT Garth Petrilli, PK
1960- Joe Windham, G Larry Puryear, FB	1969- Andy Thompson, OT David Duval, LB	1982- Dennis Mix, DE Emanuel Toles, DT James Griffin, DB Rob Ridings, LB*	1989- Joe Campbell, RB Anthony Coleman, LB Chuck Daniel, P Melvin James, TE Wade Johnson, FB Jimmy McCamey, DB Greg Pollard, DE	1994- Kippy Bayless, TB Nat. Claybrooks, LB Pat Hicks, OT Kelly Holcomb, QB Eric McBroom, DB Garth Petrilli, PK Cory Simpson, SE
	1970- Charlie Holt, OT Ed Miller, DB	1983- Vince Hall, RB Mickey Corwin, QB Roger Carroll, OG Marshan Jolley, SE Kelly Potter, PK Steve Puryear, DB* Don Griffin, DB Jeff Spencer, DT* William Thomas, DE*		*OVC Media Association
	1971- Jim Inglis, OG Ray Oldham, DB Mike Shawen, P			

# Raider Tradition of Excellence


## No. 14 - Teddy Morris

The Blue Raiders ONLY Retired Number

Teddy Morris was something special from the moment he came to the Middle Tennessee State University campus as a young freshman in the fall of 1962.

By the time he graduated, his stellar play had helped bring the Blue Raiders 32 wins (against only eight losses and a tie), a record which yielded three Ohio Valley Conference championships.

He still holds four MTSU career records: pass completions (326), touchdown passes (41), passing yards (4,799) and points scored by passing (252).



He was the OVC's Offensive Player of the Year in 1965 after leading the Blue Raiders to an unblemished 10-0 season. In 1970, he was named the OVC Offensive Player of the Decade by *The Nashville Banner*.

No player has worn No. 14 since Teddy finished his career in 1965. No player will ever wear that number again. It's a significant tribute to one of the finest athletes in Ohio Valley Conference history.

Morris is currently a real estate broker in Murfreesboro.

### Milestones

#### Games:

- No. 1 - MTSU 47, MBA 0, 1913
- No. 100 - Maryville 6, MTSU 0, 1929
- No. 200 - Murray State 18, MTSU 0, 1940
- No. 300 - Eastern Kentucky 26, MTSU 0, 1954
- No. 400 - MTSU 21, Tennessee Tech 14, 1963
- No. 500 - MTSU 23, Austin Peay 20, 1973
- No. 600 - MTSU 10, Tennessee Tech 3, 1982
- No. 700 - MTSU 52, Southeast Missouri 0, 1991

#### Wins:

- No. 1 - MTSU 47, MBA 0, 1913
- No. 100 - MTSU 19, Austin Peay 0, 1937
- No. 200 - MTSU 20, UT-Chattanooga 6, 1957
- No. 300 - MTSU 24, Austin Peay 6, 1972
- No. 400 - MTSU 20, Western Kentucky 7, 1990

#### Losses:

- No. 1 - Morgan 34, MTSU 7, 1913
- No. 100 - North Alabama 34, MTSU 18, 1952
- No. 200 - Morehead State 24, MTSU 21, 1977

### Raiders' Longest Streaks

<b>Wins:</b>	18	Begun against Murray St., 14-12 (11/7/64) Ended by UT-Chattanooga, 0-5 (10/15/66)
<b>Losses:</b>	16	Begun by Eastern Kentucky, 12-42 (10/7/78) Ended against Tenn. Tech, 17-14 (11/17/79)
<b>Home Wins:</b>	31	Begun against Murray State, 27-9 (11/14/87) Ended by Eastern Kentucky, 27-28 (10/1/94)
<b>Defensive Shutouts:</b>	4	Begun against Austin Peay, 19-0 (1937) Ended by Murray State, 34-0 (1938)
<b>Offensive Shutouts:</b>	4	Begun by UT-Chattanooga, 0-9 (1934) Ended against Union (Tenn.), 6-0 (1934)
<b>Games Scored In:</b>	71	Begun against UT-Chattanooga, 24-7 (9/30/89) Extending into 1995 season
<b>Games Opponents Scored In:</b>	61	Begun by Murray St., 28-35 (19/2/76) Ended against Elizabeth City, 34-0 (7/11/82)
<b>Winning Seasons:</b>	12	Begun with 1981 season Ran through 1992 season
<b>Years Between Losing Seasons:</b>	25	Begun with 1940 season; Ended after 1967 season

# Year-by-Year Coaching Records, Captains

Year	Coach	Record	Captain	Alt. Captain	Year	Coach	Record	Captain	Alt. Captain
1913	Alfred B. Miles	5-1-1	W. B. McKnight		1954	Charles M. Murphy	4-4-2	Joe Collier	Garner Ezell
1914	Alfred B. Miles	6-0-1	W. E. Ragland		1955	Charles M. Murphy	7-2-1	George Haley	Sid Corban
1915	Alfred B. Miles	2-3-1	No Record		1956	Charles M. Murphy	7-3-0	Terry Sweeney	Ben Hurt
1916	Alfred B. Miles	5-2-1	Cass Miles		1957	Charles M. Murphy	10-0-0	Buck Rolman	Ralph Massey
1917	Johnny (Red) Floyd	7-0-0	P. V. Overall		1958	Charles M. Murphy	8-2-0	Harold Greer	Roy Hall
1918	No Football — World War I				1959	Charles M. Murphy	10-0-1	Bucky Pitts	Brady Lockett
1919	Alfred B. Miles	6-0-0	Rupert Smith		1960	Charles M. Murphy	5-5-0	Joe Windham	Nicky Lynch
1920	Alfred B. Miles	3-1-0	No Record		1961	Charles M. Murphy	7-4-0	Don Faulk	Jerry Pearson
1921	Alfred B. Miles	3-2-1	Boots Ridley		1962	Charles M. Murphy	6-4-0	Billy Joe Evans	Winters/Drennon
1922	Alfred B. Miles	2-6-0	Dewey Hunter		1963	Charles M. Murphy	8-2-0	Jackie Pope	Calvin Short
1923	Alfred B. Miles	2-0-0	Bob King		1964	Charles M. Murphy	8-2-1	Jack Armstrong	Harvey/Petty
1924	Guy Stephenson	1-5-0	Kenneth Miles		1965	Charles M. Murphy	10-0-0	Keith Atchley	William Randolph
1925	Guy Stephenson	3-4-2	Keathly Presgrove		1966	Charles M. Murphy	7-3-0	Larry Dotson	Jerry Smith
1926	Frank A. Faulkinberry	4-0-1	J. R. Ralston		1967	Charles M. Murphy	5-5-0	Mike Matheny	Bill Robertson
1927	Frank A. Faulkinberry	6-2-0	Henry Hackman		1968	Charles M. Murphy	2-8-0	Charles Daniel	Mathews/Claxton
1928	Frank A. Faulkinberry	2-4-1	Hubert Swann		1969	Donald E. Fuoss	1-9-0	Game Captains	Mathews/Overton
1929	Frank A. Faulkinberry	6-3-1	John Dixon		1970	Bill Peck	6-3-1	David Duvall	Taylor Edwards
1930	Frank A. Faulkinberry	5-5-1	Julian Crocker		1971	Bill Peck	7-4-0	Jim Inglis	Danny Buck
1931	Frank A. Faulkinberry	5-4-0	Emerson Hendrix		1972	Bill Peck	7-3-1	Charlie Holt	Greg Gregory
1932	Frank A. Faulkinberry	4-6-0	Luther Smith		1973	Bill Peck	4-7-0	Joe Pelt	Ed Witherspoon
1933	E. M. Waller	2-6-1	Brownlow Sharpe		1974	Bill Peck	3-8-0	Bob Orsillo	Flippin/Rohrdanz
1934	E. M. Waller	2-7-0	Buck Edwards		1975	Ben Hurt	4-7-0	Melvin Boyd	Emert/Woodfork
1935	Johnny (Red) Floyd	8-0-0	Homer Pittard		1976	Ben Hurt	4-7-0	Jim Dunster	E. Wright/T. Wright
1936	Johnny (Red) Floyd	7-1-0	Miles Baskins		1977	Ben Hurt	3-8-0	Mike Moore	Buck/Murphy
1937	Johnny (Red) Floyd	6-1-1	Joe Troop	John Hambrick	1978	Ben Hurt	1-9-1	Robbie Rogers	Stan Wright
1938	Johnny (Red) Floyd	2-6-0	J. B. Thompson	William Hoffman	1979	Boots Donnelly	1-9-0	Game Captains	
1939	Herc Alley	2-5-1	Sam Smith		1980	Boots Donnelly	2-8-0	Sammy Bryant	Dickerson/Ridings
1940	E. W. Midgett	4-4-0	Elbert Patty	Tommy Hudson	1981	Boots Donnelly	6-5-0	Sammy Bryant	Greg Wilkins
1941	E. W. Midgett	4-3-1	Dave Adamson	Billy McDonald	1982	Boots Donnelly	8-3-0	Rob Ridings	Mix/Dickerson
1942	E. W. Midgett	4-2-1	Emory Davenport	R.Smith/B. Burkett	1983	Boots Donnelly	8-2-0	Roger Carroll	Allen Ball
1943	No Football - World War II				1984	Boots Donnelly	11-3-0	Greg Casteel/Randy Carr, Co-Capts.	
1944	No Football - World War II				1985	Boots Donnelly	11-1-0	Mike Clark/Don Griffin, Co-Capts.	
1945	No Football - World War II				1986	Boots Donnelly	6-5-0	C. Andrews/R. Colvard, Co-Capts.	
1946	E. W. Midgett	5-3-1	Gene McIntyre	Bob Burkett	1987	Boots Donnelly	6-5-0	G. Anderson, D. Thomas, Co-Capts.	
1947	Charles M. Murphy	9-1-0	Hank Brandon	Leonard Staggs	1988	Boots Donnelly	7-4-0	Marvin Collier/Don Thomas, Co-Capts.	
1948	Charles M. Murphy	5-5-0	Angelo Varallo	Bill Nesbitt	1989	Boots Donnelly	9-4-0	Van Dinger/Melvin James, Co-Capts.	
1949	Charles M. Murphy	8-0-1	James Adams	Fred Grider	1990	Boots Donnelly	11-2-0	Phil Ironside/Mary Carter, Co-Capts.	
1950	Charles M. Murphy	9-2-0	Jim McCoy	Frank Atchley	1991	Boots Donnelly	9-4-0	Joe Campbell/Scott Boykin, Co-Capts.	
1951	Charles M. Murphy	7-2-2	Charles Lyons	Maxie Runion	1992	Boots Donnelly	10-3-0	Steve McAdoo/Mike Caldwell, Co-Capts.	
1952	Charles M. Murphy	6-5-0	Jim Lofton	John R. Smith	1993	Boots Donnelly	5-6-0	Mike Jordan/Curt Watkins, Co-Capts.	
1953	Charles M. Murphy	7-4-0	Howard Alsup	Garnet Rather	1994	Boots Donnelly	8-3-1	Kelly Holcomb/Markee Tate, Co-Capts.	

## MTSU Coaches' Aggregate Record

Coach	Yrs.	Record	Pct.
Alfred B. Miles (19-13-16; 1919-23)	9	34-15-4	.679
Johnny (Red) Floyd (1917; 1935-38)	5	30-8-1	.782
Guy Stephenson (1924-25)	2	4-9-2	.333
Frank A. Faulkinberry (1926-32)	7	32-24-4	.567
E. M. Waller (1933-34)	2	4-13-1	.250
Herc Alley (1939)	1	2-5-1	.313
E. W. Midgett (1940-42; 1946)	4	17-12-3	.578
Charles M. Murphy (1947-68)	22	155-63-8	.704
Donald E. Fuoss (1969)	1	1-9-0	.100
Bill Peck (1970-74)	5	27-25-2	.519
Ben Hurt (1975-78)	4	12-31-1	.273
James (Boots) Donnelly (1979- )	16	118-67-1	.637
<b>Totals</b>	<b>78</b>	<b>436-281-28</b>	<b>.604</b>

## MTSU's OVC Titles

Season	Overall Record	OVC Record
1956	7-3-0	6-0-0
1957	10-0-0	6-0-0
1958*	8-2-0	5-1-0
1959	10-0-1	5-0-1
1962*	6-4-0	4-2-0
1964	8-2-1	6-1-0
1965	10-0-0	7-0-0
1985	11-1-0	7-0-0
1989	9-4-0	6-0-0
1990*	11-2-0	5-1-0
1992	10-3-0	8-0-0

- ★ 8 Outright Titles
- ★ 3 Shared Titles
- ★ 6 NCAA Playoffs
- ★ 4 Bowl Appearances

\*Co-Champions

# Blue Raider Football Lettermen

## (Since 1925)

### A

Ernest Adams, '49-51  
James (Shorty) Adams, '49  
Lonnie Adams, '77  
Ralph Adams, '57-59  
Dave Adamson, '39-41  
Travis Akin, '53-56  
Vince Akridge, '92, '94  
Guy Albanese, '78-79  
Crawford Alexander, '55  
Louis Alford, '62-63  
Robert Alford, '84-87  
Dan Allen, '82-83  
Jerry Allen, '62  
Joel Alsobrook, '91-92  
Howard Alsup, '50-53  
Doug Althouse, '85-86  
Gerald Anderson, '84-87  
John Anderson, '28  
Lavon Anderson, '74  
Sonny Anderson, '72-75  
Cecil Andrews, '83-86  
Jack Armstrong, '61-64  
Max Arnold, '49-50  
Kayro Arnwine, '73  
Bennie Arp, '66  
Archie Arrington, '71-74  
Ralph Askins, '26-29  
Jeff Ast, '82-83  
Frank Atchley, '47-50  
Keith Atchley, '62-65  
Claude Austin, '27  
Charles Ayers, '47

### B

James Babb, '50  
Terry Bailey, '59-61  
Psalms Bailey, '92-93  
Wayne Bailey, '56-59  
Elmer Bain, '46-47  
Kevin Baker, '82-85  
Scott Baker, '93-94  
Danny Baldwin, '69  
Allen Ball, '82-83  
J. Ballard, '49-50, '52-53  
Ken Bankston, '75-76  
Kurt Barnes, '84  
Tommy Barnes, '86-88  
Paul Barnett, '65-66  
Robert Baskin, '38  
Miles Baskins, '34-36  
Robert Bass, '35-36  
David Battle, '39  
Jean Battle, '34-35  
Kippy Bayless, '91-94  
Henry Bean, '79-82  
Theron Bean, '92-94  
Hartwell Beasley, '34  
Tommy Beaver, '74-75  
Dick Beck, '47-50  
John Beene, '66-69  
Tommy Beene, '68-70  
Gary Bell, '70-72  
Morris Bell, '76-77  
Ray Bell, '57-59  
Reggie Bell, '76, '78-79  
Barry Benham, '89, '91  
Chris Blair, '94  
Johnny Blankenship, '69-72

Blankenship, '46  
Wm. Blackman, '42, '46-48  
Alan Blackwell, '78  
Roger Blackwood, '54-55  
David Blair, '62  
Thomas Blair, '38  
Tony Blossom, '79  
William J. Boaz, '46  
Tommy Bomar, '51  
Ray Bonner, '69-72  
John Boss, '29  
William Bostick, '41  
Joe Bowers, '76-77  
Tommy Bowers, '72  
Joe Boyd, '80-81  
Melvin Boyd, '72-75  
Scott Boykin, '89-91  
Tony Bradley, '84, '87-88  
Joe Brakebill, '66  
Percy Bramblett, '30  
Henry Brandon, '41, '46  
Tom Brandon, '33  
James Bratten, '57  
Derwin Brewer, '88-90  
Rick Brito, '82-84  
Jerry Broadbent, '64  
Gary Brooks, '80, '83  
James A. Brooks, '41-42  
Bill Brown, '48  
Bob Brown, '48-49  
Bob Brown, '56  
Danny Brown, '81-83  
Duane Brown, '61-64  
Earl Brown, '79-82  
E. N. Brown, '58-59  
George Brown, '49-54  
Joe Brown, '26  
Raleigh Brown, '42, '46  
Joe Bruce, '56-58  
Chris Bryan, '72-73  
Barry Bryant, '35-37  
Billy Bryant, '39-40  
Bruce Bryant, '78  
Quenton Bryant, '76  
Sammy Bryant, '80-81  
Guy Buchanan, '47-50  
Danny Buck, '68-71  
Tony Buck, '74-77  
Dejuan Buford, '84-86, '88  
Andra Bullock, '74-77  
Greg Bullock, '83-85  
Billy Burch, '40  
Gary Burch, '55  
Lonnie Burch, '79-80  
Jimmy Burcham, '50  
Gary Burchfield, '74-77  
Rick Burchfield, '72-73  
Bill Burkett, '41-42  
Bob Burkett, '41-42, '46  
Wilburn Burkett, '46-47  
David Burnett, '49-51  
Jackie Burnett, '53  
Chris Burns, '89-91  
Pratt Burroughs, '41  
Tony Burse, '83-86  
Sam Burton, '40-41  
Scot Burton, '79-82  
Robert Bush, '84  
Charles Butler, '56, '59-60  
Taylor Butts, '25

Frank Buzby, '46

### C

Cain, '41  
Mike Caldwell, '89-92  
Ronnie Camp, '61-64  
Thomas Blair, '38  
Clarence Campbell, '36-38  
Joe Campbell, '88-91  
Ben Canada, '49-51  
Herbert Cannon, '87  
Ken Caplenor, '65-66  
Charlie Care, '55  
Gene Carney, '67-69  
John Carothers, '73  
Hilrey Carr, '59-60  
Randy Carr, '82-84  
Derrick Carrol, '93  
Roger Carroll, '80-83  
Ed Carson, '56-58  
Brian Carter, '83  
James Carter, '34-35  
Jesse Carter, '70  
Marty Carter, '88-90  
Mike Carter, '80-81  
Paul Carter, '79  
Billy Cartwright, '41-42  
Johnny Carver, '74-77  
Greg Casteel, '81-84  
John Caveness, '77  
Ronnie Cecil, '74-77  
Chamberland, '46  
Richard Chaney, '54  
John Chapman, '72  
Clinton Charles, '33  
Melvin Charles, '27-29  
Bill Cherry, '78-81  
Charles Chitwood, '42, '46  
Harvey Clark, '46  
Mike Clark, '82-85  
George Claxton, '64-67  
L. E. Clayborne, '62  
Nathaniel Claybrooks, '93-94  
Ken Coffee, '69-72  
Clyde Cole, '46  
Anthony Coleman, '87-89  
Tyrone Coleman, '85-86  
Joe Collier, '53-54  
Marvin Collier, '85-88  
Boo Collins, '92  
Lem Collins, '89-91  
Steve Colquitt, '67  
Roosevelt Colvard, '83-86  
Danny Colwell, '82-83  
Doug Cone, '47-50  
Dallas Cook, '51-54  
Dwayne Copeland, '73  
Jack Corban, '57-59  
Sid Corban, '53-56  
Charley Corbin, '25-26  
Greg Cornell, '83-84  
Mickey Corwin, '83-84  
James Counce, '91-94  
Nicky Coutras, '53-56  
Brad Cowan, '85-88  
Mike Cowan, '67-69  
Phil Cowan, '81-84  
John Cox, '46-49  
Mike Cox, '84-85  
Robert Cox, '80-81  
Anthony Crabtree, '91

Jack Crawford, '70-72  
Mike Crenshaw, '89-90  
Orlando Crenshaw, '88-91  
Matt Crews, '88-90  
Julian Crocker, '27-30  
Ray Cross, '51  
Walt Crowder, '90-92

### D

Charles Daniel, '65-68  
Chuck Daniel, '87-90  
Melvin Daniels, '70-73  
Steve Dark, '90-92  
Emory Davenport, '40-42  
Brian Davis, '93-94  
Charlie Davis, '32  
Freeman Davis, '85-87  
Joe Davis, '46  
Joe Davis, '47  
Michael Davis, '84-85  
Ricky Davis, '76  
Todd Davis, '88-89  
John W. Deal, '39  
Greg Deathridge, '77-78  
Eddie Deeb, '78-79  
Jack Deere, '41, '46-47  
Kevin Dees, '70  
Dino Delulius, '82-85  
Jack Delay, '30  
Gerry DeLuca, '56  
Billy Derrick, '51  
Reeves Derryberry, '27-28  
Tim Dickerson, '79-82  
Rich Dickson, '73-75  
John Diefenbach, '75-78  
Van Dinger, '86-89  
Scott Dirkson, '91-93  
John Dixon, '26-29  
Dexter Dodson, '70-73  
Kenny Donaldson, '89-90  
Boots Donnelly, '62-64  
John Dooley, '83-84  
Bill Dotson, '55-58  
Larry Dotson, '63-66  
Gary Draper, '65-68  
Joe Drennan, '59-62  
Jayme Duarte, '94  
Fernando Duggan, '46  
Joe Duggar, '46  
Kenneth Duke, '51-53  
John Dukes, '75  
Todd Duncan, '87-88  
Jimmy Dunlap, '53-56  
Jimmy Dunn, '66-69  
Walter Dunson, '90-92  
David Duvall, '67-70  
Andre Dyer, '86-89  
George Dykes, '61-63

### E

Bobby Joe Easter, '74-75  
Glenn Eden, '56-58  
Bobby Edens, '66-68  
Steve Edging, '65-66  
Marion Edney, '28  
Buck Edwards, '33-34  
Taylor Edwards, '67-70  
Kolas Elion, '76, '79-80  
Mike Ellies, '93-94

Kenneth Ellis, '39-40  
Mallory Elrod, '65  
John Emert, '73-75  
Rodney English, '71-74  
Vic Esposito, '87  
Bill Eitter, '50-53  
Marty Euverard, '85-88  
Billy Joe Evans, '59-62  
Steve Evans, '66  
William Evans, '39-40  
Pat Everett, '89  
Garner Ezell, '53-54  
Sam Ezelle, '59-60

### F

Michael Fairbanks, '87-90  
Bill Fandrick, '50-51  
Wade Farrar, '28  
Don Faulk, '59-61  
Bryan Faulkner, '89-91  
Hulsey Ferrell, '41  
Ricky Field, '77-79  
Mike Finney, '70-73  
Dean Fisher, '59  
George Fisher, '42  
Tom Fiveash, '63-65  
Ralph Fleming, '46-48  
Harry Flippen, '71-74  
Frank Ford, '49-50  
Clayton Foster, '33  
Charles Fowler, '25  
Tim Dickerson, '79-82  
Rich Dickson, '73-75  
John Diefenbach, '75-78  
Van Dinger, '86-89  
Scott Dirkson, '91-93  
John Dixon, '26-29  
Dexter Dodson, '70-73  
Kenny Donaldson, '89-90  
Boots Donnelly, '62-64  
John Dooley, '83-84  
Bill Dotson, '55-58  
Larry Dotson, '63-66  
Gary Draper, '65-68  
Joe Drennan, '59-62  
Jayme Duarte, '94  
Fernando Duggan, '46  
Joe Duggar, '46  
Kenneth Duke, '51-53  
John Dukes, '75  
Todd Duncan, '87-88  
Jimmy Dunlap, '53-56  
Jimmy Dunn, '66-69  
Walter Dunson, '90-92  
David Duvall, '67-70  
Andre Dyer, '86-89  
George Dykes, '61-63

### G

Tony Gaines, '90-91  
Carlton Galbraith, '55-56  
Howard Gamble, '49  
Jack Gamble, '54-55  
Bobby Gann, '59, '61  
Kelvin Garr, '94  
Bob Garrett, '54  
John Garrett, '82-85  
Bobby Gatlin, '68-69  
T. J. Genle, '94  
Mickey George, '62  
Vern Geren, '64  
Hester Gibbs, '57-59  
Mike Gibson, '88-91  
Leroy Gifford, '87-90  
Frank Giles, '51  
John Glassburner, '89  
Elbert Glover, '46  
John Gooch, '25  
George Goodson, '74-77  
Michael Gordon, '88

Wade Gosa, '82  
Phil Grammer, '60-63  
George Grau, '42  
Joey Graves, '73  
Anthony Green, '87-90  
Charlie Greer, '38-40  
Harold Greer, '56-58  
J. D. Greer, '46  
Charles Gregory, '79, '81  
Greg Gregory, '69-72  
Jesse Gregory, '27-28  
Fred Grider, '47-50  
Don Griffin, '82-85  
James Griffin, '79-82  
Eric Groat, '93-94  
Charles Gupton, '62-63

## H

Henry Hackman, '25-27  
George Haley, '53-55  
Howard Haley, '53-54  
Jerry Hale, '46  
Roy Hall, '56-58  
Vince Hall, '81-84  
William Hall, '56-58  
Hall, '46  
Frank Halliburton, '60-62  
Bob Hallum, '56-57  
Charles Hallum, '60  
Joe Hallum, '53-55  
James B. Hamblen, '36-37  
Curtis Hambrick, '46  
John Hambrick, '35-37  
Butch Hamby, '79-82  
Alex Hamlett, '51-53  
Andrew Hardaway, '50  
Bobby Hardison, '49-51  
Frank Harges, '32  
Jeff Harlan, '34-35  
J. W. Harper, '69-72  
Chris Harris, '91  
Dee Harris, '49  
Earl Harris, '62-64  
Elijah Harris, '29-32  
Hunter Harris, '68-70  
John Harris, '69-72  
Lonnie Harris, '72  
Ricky Harris, '76-77  
Tillman Harris, '53-56  
Vincent Harris, '76  
Harris, '26-28  
Turk Harrison, '49-50  
Pat Harrison, '46  
Rodney Hart, '85-87  
Gary Harton, '77  
Jim Harvey, '61-64  
Norman Hasty, '37-38  
Dick Hawk, '51  
James Hawk, '57  
Gerald Hayes, '61  
John Thomas Hayes, '51-53  
Larry Hayes, '67-68  
Rodney Hayes, '65-68  
Steve Heard, '86-87  
Glen Heath, '80  
Ernest Henderson, '87-89  
Emerson Hendrix, '29-32  
Harold Hensley, '51  
David Herbert, '66  
Ed Hesse, '34  
Brownie Hickam, '46  
Anthony Hicks, '92-93  
Jim Hicks, '74  
Pat Hicks, '92-94

Kenneth Highsmith, '93-94  
Edward Hildreth, '46  
Gray Hill, '63  
Vernon Hindman, '29-30  
Chris Hinson, '80  
Doug Hintemeyer, '85-87  
Jim Hite, '49-51  
Harold Hitt, '49-51  
Billy Hix, '53-55  
Bob Hlodan, '64-66  
Bill Hobbs, '61-63  
Everett Hobson, '82-83  
Frank Hobson, '28-30  
William E. Hodges, '40-41  
William Hoffman, '36-38  
Kelly Holcomb, '91-94  
Rick Holliday, '94  
Buford Holman, '53  
Pete Holmes, '49  
Charles Holt, '32  
Charles Holt, '69-72  
J. Holt, '46-47  
Seaborn Holt, '30-32  
Doug Homan, '84-85  
Reed Hooper, '36  
Randy Houston, '90-92  
Eph Hoover, Jr., '41  
John Hoover, '33-35  
William Hoover, '36-37  
Randy Horn, '89  
Joe Horning, '83-85  
Marcus Howard, '51  
Smith Howard, '29  
John Howell, '46  
Billy Hudson, '40  
Tommy Hudson, '38-39  
L. S. Huffines, '25  
Richard Hughes, '70  
Jerry Hurst, '56-57  
Ben Hurt, '54-56

## I

Boo Ingle, '79  
Jim Inglis, '69-71  
Phil Ironside, '88-90  
James Isabell, '72-73

## J

Kerry Jackson, '91-92  
Jimmy Jackson, '47-50  
Joe Jackson, '46  
J. W. Jackson, '34-35  
Robert Jackson, '46  
Todd Jackson, '34-36  
Todd Jackson, '86-87  
Greg James, '89-91  
Melvin James, '87-89  
Jamie Jamison, '66-69  
Jesse Jamison, '25-26  
William Jenkins, '71-74  
Doris Jernigan, '54  
Loyal Jobe, '76  
Dwight Johnson, '84, '86  
Edward Johnson, '42  
Gerald Johnson, '50-51  
Josh Johnson, '80-81  
P. J. Johnson, '93  
Ron Johnson, '67-70  
Terrell Johnson, '94  
Vince Johnson, '85-86  
Virgie Johnson, '25  
Wade Johnson, '87-90  
Jarvis Jolly, '94  
Marshan Jolly, '81-83

Joe Jones, '46  
Joe Jones, '66-67  
Mike Jones, '65-67  
Mitchell Jones, '51-53  
Mike Jordan, '90-93  
Reuben Justice, '69-72

## K

Tim Kalthoff, '67-68  
Chris Keen, '74-77  
Byron Kelly, '71, '74  
Mike Kelly, '88-90  
Shawn Kelley, '94  
Kelton, '46  
Jerry Kemp, '53-56  
Bill Kennedy, '87-90  
Jim Kennedy, '49-50  
Monte Kennedy, '49-50  
Emmett Kennon, '37  
David Kerzell, '82-85  
Charles Kerr, '30-32  
Robert Kerr, '28-30  
Brian Kidd, '94  
Caneil Kimpson, '92-93  
Andy King, '66-67  
Desmond King, '93  
Julian King, '59  
Richard Kinley, '87-90  
Glen Kinnard, '42, '46  
Jerry Kirby, '68-71  
Brian Knight, '76-79  
Tillman Knox, '46  
Leigh Kolka, '73-75

## L

Mike Lafleur, '93-94  
Albert Lane, '80, '82-83  
Jim Lane, '42, '46-47  
Bobby Langford, '64-67  
Tom Lambert, '53  
Herman Lassiter, '42  
Tommy Latimer, '72-73  
Clarence Law, '59-60  
Robert Lawhorn, '46-47  
Danny Lawrence, '91-93  
Tom Lawson, '46-48  
Larry Leahon, '61-62  
Jeff Lee, '92-94  
Ralph Lee, '89  
Luke Leitz, '75-78  
Tony Leonard, '88  
Onesimus Leslie, '91-92  
Jim Lincoln, '51-53  
Linnville, '46  
Joe Lisle, '87-89  
David Little, '81-82  
Bobby Locke, '55-56  
Chip Lockhart, '94  
Jerry Lockhart, '80-83  
Jim Loftin, '50-51  
Donte Lofton, '82-85  
Glendon London, '46  
Frank Long, '73-76  
Joe Love, '49  
Charles Lowe, '57-59  
Brady Luckett, '57-59  
Sean Luckett, '91-94  
Robert Lumpkin, '38  
George Lunn, '51  
Nicky Lynch, '58-60  
George Lyon, '71-74  
Brigham Lyons, '92-94  
Charlie Lyons, '49-51  
Tony Lyons, '90

## M

Tracy Majors, '88-91  
Bob Malia, '86-87  
Elmer (Molly) Malone, '26-30  
Clark Maples, '63-64  
Ron Marshall, '76-77  
Darrell Martin, '83-84  
David Martin, '55  
Dick Martin, '85-86  
Hillary Martin, '42, '46-47  
Ricky Martin, '87-90  
Ron Martin, '64-65  
Ronnie Martin, '71  
Carvell Massengale, '84-86  
Andy Massey, '93-94  
John Massey, '55  
Ralph Massey, '54-57  
Mike Matheny, '65-67  
James Mathews, '65-68  
Larry Mathews, '64-67  
Mick Mathis, '83-84, '86  
Kenny Mattison, '89-91  
Tony Matussek, '61-62  
Gary Maxwell, '73  
Gentry Mayo, '51  
Frankie Mays, '77  
Steve McAdoo, '89-92  
Eric McBroom, '92, '94  
Jimmy McCarney, '87-90  
DeWayne McCamish, '64-65  
James McCarroll, '56-59  
James McClellan, '77-78  
Bobby McClintock, '40-41  
Chuck McConville, '84  
Anthony McCord, '93-94  
John McCord, '46  
G. E. McCormack, '55-56  
Bob McCown, '51  
James McCoy, '47-50  
William McCrory, '36-40  
Gary McCroskey, '77-78  
Hubert McCullough, '49-50  
Marty McCullough, '51-53  
Mickey McCullough, '80-81  
Kenny McDaniel, '83-85  
Billy McDonald, '39-41  
Lebrian McGill, '94  
Clifton McGehee, '34-36  
Herman McHorney, '71-72  
Eugene McIntire, '40-41, '46  
Everett McIntire, '35-37  
James McKenzie, '91-93  
Mark McKinnon, '80-83  
Glen McMurray, '86  
Howard McPeak, '46-47  
Doyle Meacham, '37  
Jim Merryman, '79-82  
Johnny Miles, '49-50  
Kenneth Miles, '25  
Brad Miller, '48-49  
Charlie Miller, '36-38  
Ed Miller, '69-72  
Larry Miller, '76, '78-80  
Randall Miller, '71-72  
Brown Mims, '35-36  
Dennis Mimmis, '91-94  
Barry Minatra, '75-78  
Bill Ming, '76-79  
Anthony Mitchell, '93  
Pat Mitchell, '46-47  
Ricky Mitchell, '87-90  
Dennis Mix, '79-82  
Robert Montgomery, '73  
Roosevelt Montgomery, '91

Jack Moore, '49  
Jay Moore, '93-94  
Johnny Moore, '57-59  
Mike Moore, '74-77  
Tim Moore, '76  
W. Moore, '29-30, '32-33  
Bob Moorhead, '84-85  
Joe Morgan, '50  
Mike Morgan, '94  
Teddy Morris, '62-65  
Mark Morrison, '83-86  
Pat Morrison, '65-67  
Jimmy Moss, '71-72  
Demetric Mostiller, '93-94  
Robert Mullins, '85-86  
Mike Mulvihill, '70  
Coleman Murdock, '69-72  
C.M.(Bubber) Murphy, '35-37  
Rick Murphy, '85  
Stan Murphy, '75-76  
Woody Murphy, '93-94  
Wade (Bo) Murray, '49-50  
Joel Musgrave, '67  
Bart Myers, '88-91

## N

Jim Nabors, '59-61  
Jim Neeley, '54  
Larry Nelson, '48  
Steve Nesbitt, '68-69  
William Nesbitt, '42, '46-48  
Sam Nichols, '41  
Mike Nihill, '88-91  
George Noe, '57-60  
Kenny Nolan, '71-72  
Jimmie Norton, '34  
Mike Nourse, '86-87  
Danny Nowell, '68

## O

Ray Oldham, '69-72  
Bob Orsillo, '72-74  
Bobby Osteen, '51-54  
Herman Osteen, '26  
Richard Osteen, '28-32  
William Overby, '33-34  
Ralph Overton, '66-68  
Hoyte Owen, '33-34  
Adrian Owens, '90-93  
Herbert Owenby, '64-67

## P

Ray Palhegyi, '84-85  
Alvin Palmer, '74-77  
Smartt Paris, '30-33  
Joe Parker, '65-67  
Joe Parks, '25  
Reggie Parks, '94  
Vince Parks, '88-92  
Lee Pate, '34  
Andy Patterson, '88-91  
Greg Patterson, '94  
Harold Patterson, '68-70  
Herbert Patterson, '68-71  
Homer Patton, '77-78  
Tommy Patton, '53  
Elbert Patty, '38-40  
Jerry Pearson, '59-61  
Jbo Pearson, '60-61, '63-64  
Tony Pearson, '87  
Wade Peery, '83-86  
Joe Pelt, '71-72  
Garth Petrilli, '91-94

David Petty, '62-64  
 C. (Witcher) Phillips, '41-42  
 Larry Pickett, '34-36  
 Ron Pierce, '62  
 Eddie Pigue, '60-62  
 C. D. Pinkleton, '49-50, '55  
 Homer Pittard, '34-35  
 Jack Pittman, '85-88  
 Mike Pittman, '84-87  
 Bucky Pitts, '57-59  
 Don Plonk, '54-56  
 Greg Pollard, '89-90  
 Jackie Pope, '62  
 Kenneth Pope, '93  
 Charlie Porter, '80-81  
 Nate Porter, '70-73  
 Kelly Potter, '81-84  
 Michael Prather, '92  
 Keathley Presgrove, '25  
 Willis Presley, '38-40  
 Ben Pridemore, '55-56  
 Alan Prince, '42, '46-48  
 Tony Prince, '89  
 J. B. Proctor, '49  
 Jeremy Pruitt, '93-94  
 James Pryor, '73-74  
 Nat Puckett, '36-37  
 Ray Purvis, '56-69  
 Larry Puryear, '58-60  
 Steve Puryear, '81-82  
 DeJuan Pye, '90

## R

Jimmy Rader, '69-70  
 Robert Rader, '80-83  
 J. R. Ralston, '25-26  
 W. T. Ralston, '25-26  
 William Randolph, '62-65  
 Garnett Rather, '51-53  
 Robert Rawdings, '38  
 Sam Rawls, '42  
 Howard Ray, '51  
 Hunter Reasonover, '41-42  
 Jamie Redmond, '89-92  
 Doyle Reece, '51  
 Van Reed, '51-53, '56  
 William Reed, '46-47  
 Dale Reese, '70  
 Bob Reynolds, '30-32  
 Francis Reynolds, '53-55  
 Charles Rice, '60-62  
 John Richards, '73  
 Robbie Ridings, '79-82  
 Clyde Riggs, '25  
 Matt Riley, '84-85  
 Lester Rizor, '54-56  
 Jay Roberson, '91  
 Robbie Roberts, '93-94  
 Bill Robertson, '63-66  
 Jimmy Roberto, '81-82  
 Brownie Robinson, '37-39  
 Gerald Robinson, '79-82  
 Kelvin Robinson, '87-90  
 Michael Robinson, '74-77  
 Mike Robinson, '74-77  
 Dean Rodenbeck, '70-73  
 Billy Rogers, '53-55

Robbie Rogers, '75-78  
 Fred Rohrdanz, '72-74  
 Buck Rolman, '53-56  
 Oscar Rose, '27-28  
 Kenneth Ross, '59-61  
 Robert Roth, '30-32  
 Manson Rowan, '55  
 Don Rucker, '54-55  
 Charles Rudder, '39  
 Maxie Runion, '49-51  
 Garland Russell, '49  
 Willis Rust, '29  
 Mac Rutherford, '37-39

## S

Eugene Sadler, '53-54  
 Mark Sadler, '94  
 Anderson Sanders, '78  
 Jimmy Sanders, '76-77  
 Robert Sanders, '46  
 Gary Sands, '33-34  
 Brown Sanford, '79-81  
 Charles Sarver, '33-35  
 J. O. Sarver, '37-39  
 Robert Sarvis, '38-40  
 Jim Saunders, '49  
 Randy Saunders, '76-78  
 Larry Sawyer, '70-71  
 Arthur Scates, '40  
 Steve Scates, '74-75  
 John Schneider, '75  
 Bob Schomberg, '67  
 Andy Scott, '92  
 Jeff Scott, '80  
 Bob Searcy, '49-51  
 Robert Seay, '35-37  
 Garrett Self, '84-87  
 Preston Sensabaugh, '92-93  
 Bill Settle, '60-63  
 Talmadge Sharber, '46  
 Brownlow Sharpe, '30-33  
 George Sharpe, '33-34  
 Mike Shawen, '71-74  
 Rodney Shelton, '93-94  
 Brent Shepard, '86-88  
 Kenneth Shipp, '48-49  
 Jeff Shockley, '75-76  
 Raymone Shockley, '92  
 Calvin Short, '61-63  
 Pat Siegfried, '76-78  
 Evans Simmons, '33-34  
 Cory Simpson, '92-94  
 Clay Sistrunk, '80  
 Ed Skinner, '73-74  
 Dennis Smart, '86  
 Doris Smartt, '41  
 Maury Smartt, '42  
 David Smiley, '64  
 Bobby Ray Smith, '53-54  
 Carter Smith, '35-37  
 Charles Smith, '53-56  
 Chris Smith, '88-91  
 Demetrius Smith, '91  
 Doyle Smith, '37-39  
 Floyd Smith, '28  
 Henry Smith, '77  
 Herman Smith, '30-32

Howard Smith, '61-63  
 Jerry Smith, '62-65  
 John Raymond Smith, '49-51  
 Luther Smith, '29-32  
 O.J. Smith, '91  
 Otis Smith, '47-48  
 Reese Smith, '42  
 Roger Smith, '39-41  
 Sam Smith, '37-39  
 Urban Smith, '26  
 Van Smith, '81  
 Walter Smith, '82  
 Woody Smitherman, '35-37  
 Tom Smogorzewski, '77  
 E. H. Smotherman, '46  
 Scott Smykal, '85  
 Jerome Snead, '25  
 Christopher Snorton, '94  
 Sparkman, '49  
 Jeff Spencer, '80-83  
 Spook Spickard, '75  
 Steve Spurling, '84-87  
 Bill Spurlock, '79-80  
 Dino Stafford, '89, '91  
 Leonard Staggs, '46-47  
 Jerry Stapleton, '58-60  
 Rick Steadman, '72-75  
 John Stevens, '80  
 LoHarrell Stevenson, '69  
 Melvin Stevenson, '91  
 David Stewart, '69-72  
 Harold Stewart, '35  
 Steve Stewman, '70  
 Connie Stone, '84  
 Dwight Stone, '85-86  
 Don Stotser, '50-51  
 Tom Suddarth, '41-42  
 Darius Sullivan, '90  
 Edward (Bully) Sullivan, '49  
 Jimmy Sullivan, '55  
 Chuck Swafford, '86-89  
 John Swafford, '48-50  
 Hubert Swan, '26-28  
 Terry Sweeney, '55-56

## T

Burt Talley, '92-94  
 Jim Tate, '94  
 John Tate, '87-89  
 Markee Tate, '92-94  
 Charles Taylor, '40  
 Jeff Taylor, '90  
 Ron Taylor, '68-70  
 Corey Teague, '91-94  
 Ronald Teague, '79  
 Ervin Templeton, '29  
 Brandon Thomas, '94  
 Claude Thomas, '51  
 Darrien Thomas, '86-87  
 Dickie Thomas, '66-68  
 Don Thomas, '85-88  
 Hamp Thomas, '34-35  
 Mike Thomas, '94  
 Wm. Thomas, '79-80, '81-82  
 Frank Thomason, '56-59  
 Joe Thompkins, '46  
 Andy Thompson, '66-69

B. H. Thompson, '25-27  
 Craig Thompson, '84  
 J. B. Thompson, '36-38  
 Jerry Thompson, '76-79  
 Jim Thompson, '68-69  
 Mitchell Thompson, '53-54  
 Sam Thompson, '29-30  
 William Threlkeld, '37-38  
 William C. Throneberry, '25  
 Don Thweatt, '53  
 Frank Tice, '47-50  
 Kenny Tippins, '85-88  
 Emanuel Toles, '79-82  
 Montrell Toney, '91-92  
 Alton Treadway, '51  
 Joe Troop, '35-37  
 Jabbar Troutman, '91-92  
 Bernie L. Tucker, Jr., '40-41  
 David Tucker, '76-79  
 Kevin Tucker, '68  
 Tommy Tucker, '41  
 Matt Tulloss, '92  
 Paul Turner, '28

## U

John (Dutch) Uhlian, '27-28  
 Mike Underwood, '92  
 David Upton, '84

## V

Nat Vance, '46  
 Larry Vantrease, '72  
 Vic Varallo, '46-48  
 Frank Victory, '64-67  
 Jim Violette, '64-65

## W

Dwight Wade, '86  
 David Waggoner, '83-84  
 Granville Waggoner, '34-36  
 Billy Walker, '64-67  
 Floyd Walker, '86-87  
 Toby Walker, '94  
 Joe Wallace, '33  
 Waller, '26  
 James Walls, '46  
 Jeff Walsh, '72  
 Don Ward, '67-68  
 Robert Warden, '38  
 Billy Warren, '63-66  
 Derrick Warren, '85  
 Vernon Warren, '83-84  
 Tom Wascura, '69  
 Arthur Washington, '81-82  
 H. L. Wasson, '36-38  
 Curt Watkins, '90-93  
 David Watson, '91-94  
 Doug Watson, '47-50  
 Fount Watson, '39-40, '46  
 Gene Watson, '60  
 Hulon Watson, '57  
 Whit Watson, '57-59  
 Phil Watts, '65-66  
 Lamumba Weems, '93  
 Shingo Weems, '92  
 Tom Weingartner, '72-75

Claude West, '27  
 Duane West, '78  
 George West, '53-54  
 Gary Whaley, '60-63  
 L. Whaley, '60-61, '62-63  
 Lamar Whatley, '81  
 Andy Whitaker, '89  
 Bill White, '60  
 Kris White, '94  
 Yearwood White, '46  
 Delmas Whitten, '51-53  
 Joe Wiggins, '59  
 Jim Wilhite, '64-67  
 Greg Wilkins, '79-80  
 Andy Williss, '87  
 Campbell Williams, '46-48  
 Darrell Williams, '77  
 Don Williams, '53  
 Jimmy Williams, '69-70  
 Lambert Williams, '27  
 Ralph Williams, '58-61  
 Ed Willis, '71-72  
 Elmo Wilson, '75  
 Jermaine Wilson, '93  
 Jimmy Wilson, '55  
 Tommy Wilson, '54  
 Gene Windham, '57-59  
 Joe Windham, '57-60  
 Tommy Winfree, '71-72  
 Wayne Winters, '60-62  
 Ed Witherspoon, '72  
 Arsey Womack, '46  
 Gary Womack, '82-84  
 Mike Womack, '67-68  
 Toby Wood, '65-66  
 Jeff Woodard, '77  
 James Woodfin, '30  
 John Woodfin, '26-27  
 Bob Woody, '30  
 David Woolridge, '84  
 Worsham, '29  
 Eddie Wright, '73-76  
 Gary Wright, '67-70  
 Knox Wright, '54  
 Stan Wright, '76-79  
 Tom Wright, '73-76

## Y

Carl Yates, '37-39  
 Scotty Yeaman, '62-63  
 Wheeler Yeargin, '27  
 Jack Yearwood, '42, '46-48  
 Brian Yorston, '92-94  
 Bobby Young, '51-53  
 Hubert Young, '32  
 Rodney Young, '87  
 Trent Young, '92-94  
 Tom Youree, '53-54

## Z

Ed Zaunbrecher, '69-72  
 Brad Zeitner, '82-83

# Blue Raider Scores for 77 Seasons

428 Wins, 278 Losses, 27 Ties = .602

MTSU football actually began in 1912, but there are no records of the games. L. E. (Mutt) Weber, a student, was the first coach.

## 1913 (5-1-1)

**Coach: Alfred B. Miles**  
 MBA ..... W 47-0  
 Bowen ..... W 29-0  
 F&C ..... W 32-0  
 Vanderbilt "B" ..... T 0-0  
 Vanderbilt Meds ..... W 16-14  
 Hume-Fogg ..... W 33-0  
 Morgan ..... L 7-34

## 1914 (6-0-1)

**Coach: Alfred B. Miles**  
 Western Ky. .... W 47-0  
 Cumberland ..... T 0-0  
 Vanderbilt "B" ..... W 9-6  
 Morgan ..... W 30-0  
 Western Ky. .... W 47-0  
 Castle Heights ..... W 21-7  
 Vanderbilt Meds ..... W 25-0

## 1915 (2-3-1)

**Coach: Alfred B. Miles**  
 Vanderbilt ..... L 0-51  
 Cumberland ..... T 0-0  
 Castle Heights ..... W 20-0  
 Chatt. Central ..... L 0-20  
 Vanderbilt "B" ..... L 0-14  
 SPU ..... W 14-7

## 1916 (5-2-0)

**Coach: Alfred B. Miles**  
 Chattanooga ..... L 6-20  
 Sewanee ..... L  
 Castle Heights ..... W  
 Cumberland ..... W  
 SPU ..... W  
 Chatt. Central ..... W  
 Vanderbilt "B" ..... W

## 1917 (7-0-0)

**Coach: Johnny (Red) Floyd**  
 SMA ..... W 33-0  
 Sewanee "B" ..... W 38-0  
 Vanderbilt "B" ..... W 13-0  
 Tennessee Tech ..... W 26-0  
 Castle Heights ..... W 33-0  
 Baylor (Chatt.) ..... W 32-0  
 Bedford Co. Stars ..... W 28-0

## 1917

No Football (WW I)

## 1919 (6-0-0)

**Coach: Alfred B. Miles**  
 Chattanooga ..... W 49-0  
 Vanderbilt Frosh ..... W 17-0  
 Union (Tenn.) ..... W 41-6  
 (Only scores available)

## 1920 (3-1-0)

**Coach: Alfred B. Miles**  
 Bethel (Ky.) ..... W 28-0  
 Maryville ..... W 33-14  
 Bethel (Ky.) ..... W 44-0  
 Vanderbilt ..... L 0-34

## 1921 (3-2-1)

**Coach: Alfred B. Miles**  
 Vanderbilt ..... L 0-34  
 Sewanee "B" ..... W 7-0  
 Vanderbilt "B" ..... W 14-13  
 Tennessee Meds ..... L 0-20  
 Western Ky. .... W 15-7  
 Union (Tenn.) ..... T 0-0

## 1922 (2-6-0)

**Coach: Alfred B. Miles**  
 Vanderbilt ..... L 0-38  
 Western Ky. .... L 0-31  
 Bethel (Ky.) ..... L 0-9  
 Bryson ..... W 13-12  
 Southwestern ..... W 7-0  
 Sewanee Frosh ..... L 0-19  
 Vanderbilt Frosh ..... L 0-25  
 Union (Tenn.) ..... L 0-41

## 1923 (2-0-0)

**Coach: Alfred B. Miles**  
 Bethel (Tenn.) ..... W 24-0  
 Evansville ..... W 51-12

## 1924 (1-5-0)

**Coach: Guy Stephenson**  
 Bethel (Ky.) ..... L 0-13  
 Western Ky. .... L 0-44  
 Tennessee Tech ..... L 0-6  
 Maryville ..... L 0-28  
 Bethel (Tenn.) ..... W 14-0  
 Cumberland ..... L 0-32

## 1925 (3-4-2)

**Coach: Guy Stephenson**  
 Vanderbilt ..... L 0-27  
 Sewanee ..... L 0-53  
 Bryson ..... W 13-6  
 Western Ky. .... T 7-7  
 Tennessee Tech ..... T 0-0  
 Bethel (Tenn.) ..... W 30-12  
 Murray State ..... L 0-6  
 Memphis State ..... W 57-7  
 Stetson ..... L 0-10

## 1926 (4-0-1)

**Coach: Frank Faulkinberry**  
 Vanderbilt "B" ..... W 12-0  
 Ogden (Ky.) ..... W 40-0  
 Memphis State ..... W 27-0  
 Cumberland ..... W 23-7  
 Murray State ..... T 0-0

## 1927 (6-2-0)

**Coach: Frank Faulkinberry**  
 Jacksonville St. .... W 13-0  
 Cumberland ..... W 19-0  
 Memphis State ..... W 47-6  
 Union(Tenn.) ..... L 14-33  
 North Alabama ..... W 76-7  
 Murray State ..... L 7-13  
 Tennessee Tech ..... W 13-0  
 Bryson ..... W 13-0

## 1928 (2-4-1)

**Coach: Frank Faulkinberry**  
 Jacksonville St. .... W 6-0  
 Cumberland ..... L 0-13  
 Western Ky. .... L 0-19  
 Memphis State ..... T 13-13  
 Murray State ..... L 6-14  
 Bethel (Tenn.) ..... W 32-0  
 Tennessee Tech ..... L 12-25

## 1929 (6-3-1)

**Coach: Frank Faulkinberry**  
 Chattanooga ..... L 0-40  
 Western Ky. .... L 0-19  
 Cumberland ..... W 6-0  
 North Alabama ..... W 21-7  
 Maryville ..... L 0-6  
 Vanderbilt Frosh ..... W 13-0  
 Murray State ..... W 6-0  
 Sewanee Frosh ..... W 13-7  
 Piedmont ..... W 13-0  
 Tennessee Tech ..... T 13-13

## 1930 (5-5-1)

**Coach: Frank Faulkinberry**  
 Vanderbilt ..... L 0-28  
 Vanderbilt ..... L 0-13  
 North Alabama ..... W 18-0  
 LMU ..... W 36-0  
 Western Ky. .... L 7-13  
 Tenn. Wesleyan ..... L 6-13  
 Murray State ..... W 19-0  
 Bethel (Tenn.) ..... W 27-0  
 Piedmont ..... W 12-6  
 Tennessee Tech ..... T 0-0  
 Chattanooga ..... L 0-25

## 1931 (5-4-0)

**Coach: Frank Faulkinberry**  
 Chattanooga ..... L 0-19  
 LMU ..... W 47-0  
 UT-Martin ..... W 20-0  
 Bethel (Ky.) ..... W 25-0  
 Western Ky. .... L 0-12  
 Murray State ..... L 7-13  
 Memphis State ..... W 15-0  
 Miami (Fla.) ..... W 20-0  
 Tennessee Tech ..... L 7-19

## 1932 (4-6-0)

**Coach: Frank Faulkinberry**  
 UT-Martin ..... W 18-0  
 Union (Tenn.) ..... W 14-7  
 Memphis State ..... W 6-0  
 Miami (Fla.) ..... W 7-0  
 Sewanee ..... L 0-12  
 Maryville ..... L 6-12  
 Chattanooga ..... L 0-26  
 Western Ky. .... L 7-21  
 Murray State ..... L 6-7  
 Tennessee Tech ..... L 6-32

## 1933 (2-6-1)

**Coach: E. M. Waller**  
 Western Ky. .... L 0-32  
 Chattanooga ..... L 0-46  
 Jacksonville St. .... T 0-0  
 Maryville ..... W 25-0  
 Murray State ..... L 7-70  
 Memphis State ..... L 6-21  
 Cumberland ..... L 6-12  
 Union (Tenn.) ..... W  
 Tennessee Tech ..... L 0-6

## 1934 (2-7-0)

**Coach: E. M. Waller**  
 Freed-Hardeman ..... W 18-0  
 Chattanooga ..... L 0-9  
 Cumberland ..... L 0-12  
 Memphis State ..... L 0-18  
 Western Ky. .... L 0-14  
 Union (Tenn.) ..... W 6-0  
 Murray State ..... L 0-12  
 Maryville ..... L 6-13  
 Tennessee Tech ..... L 0-12

## 1935 (8-0-0)

**Coach: Johnny (Red) Floyd**  
 Cumberland ..... W 13-6  
 North Alabama ..... W 20-0  
 Union (Tenn.) ..... W 7-0  
 Memphis State ..... W 35-0  
 Murray State ..... W 19-6  
 Western Ky. .... W 7-0  
 Maryville ..... W 20-7  
 Tennessee Tech ..... W 7-6

## 1936 (7-1-0)

**Coach: Johnny (Red) Floyd**  
 Vanderbilt ..... L 0-45  
 North Alabama ..... W 12-0  
 Troy State ..... W 19-0  
 Western Ky. .... W 9-0  
 Murray State ..... W 19-14  
 Memphis State ..... W 19-0  
 Austin Peay ..... W 27-0  
 Tennessee Tech ..... W 7-6

## 1937 (6-1-1)

**Coach: Johnny (Red) Floyd**  
 Memphis State ..... W 20-6  
 Troy State ..... W 13-0  
 Jacksonville St. .... W 27-0  
 Murray State ..... L 14-21  
 Tennessee Tech ..... T 13-13  
 Austin Peay ..... W 19-0  
 Delta State ..... W 7-0  
 Tennessee Tech ..... W 29-0

## 1938 (2-6-0)

**Coach: Johnny (Red) Floyd**  
 Jacksonville St. .... W 13-0  
 Murray State ..... L 0-34  
 Tennessee Tech ..... L 0-7  
 Tusculum ..... W 39-0  
 Memphis State ..... L 7-26  
 Tenn. Wesleyan ..... L 6-12  
 Delta State ..... L 0-25  
 Tennessee Tech ..... L 0-12

## 1939 (2-5-1)

**Coach: Herc Alley**  
 Jacksonville St. .... T 6-6  
 Murray State ..... L 2-14  
 Memphis State ..... L 6-25  
 Cumberland ..... L 6-14  
 Western Ky. .... L 2-26  
 Troy State ..... W 14-7  
 Union (Tenn.) ..... W 13-0  
 Tennessee Tech ..... L 3-20

## 1940 (4-4-0)

**Coach: E. W. Midgett**  
 Jacksonville St. .... W 46-7  
 Austin Peay ..... W 35-6  
 Memphis State ..... L 7-14  
 Cumberland ..... W 13-0  
 Western Ky. .... L 0-13  
 Union (Tenn.) ..... L 0-20  
 Murray State ..... L 0-18  
 Tennessee Tech ..... W 6-0

## 1941 (4-3-1)

**Coach: E. W. Midgett**  
 Western Ky. .... L 7-15  
 Austin Peay ..... W 28-0  
 Gordon ..... W 26-0  
 Memphis State ..... W 13-12  
 Delta State ..... W 26-6  
 Murray State ..... L 6-34  
 Union (Tenn.) ..... T 14-14  
 Tennessee Tech ..... L 0-6

## 1942 (4-2-1)

**Coach: E. W. Midgett**  
 Memphis State ..... W 21-13  
 Troy State ..... W 20-0  
 Camp Forrest ..... W 26-7  
 Maryville ..... W 19-13  
 Tampa ..... L 0-13  
 Murray State ..... T 14-14  
 Tennessee Tech ..... L 6-25

## 1943-45

No Football (WW II)

## 1946 (5-3-1)

**Coach: E. W. Midgett**  
 Jacksonville St. .... W 21-0  
 Milligan ..... T 0-0  
 Union (Tenn.) ..... W 14-7  
 Austin Peay ..... W 42-9  
 Cumberland ..... W 28-0  
 Maryville ..... L 6-20  
 Centre ..... L 10-18  
 Troy State ..... W 12-0  
 Tennessee Tech ..... L 7-21

**1947 (9-1-0)**

Coach: Charles Murphy  
 Southeast Missouri ..... W 12-0  
 Memphis State ..... W 20-0  
 Milligan ..... W 7-0  
 Union (Tenn.) ..... W 19-6  
 Austin Peay ..... W 33-0  
 Cumberland ..... W 41-12  
 Maryville ..... L 6-13  
 Troy State ..... W 41-17  
 East Tennessee ..... W 26-13  
 Tennessee Tech ..... W 19-0

**1948 (5-5-0)**

Coach: Charles Murphy  
 Southeast Missouri ..... W 20-7  
 Maryville ..... W 13-12  
 Union (Tenn.) ..... W 13-9  
 Arkansas State ..... W 14-7  
 Milligan ..... L 0-7  
 East Tennessee ..... L 0-2  
 Memphis State ..... L 0-13  
 Murray State ..... L 12-26  
 Cumberland ..... W 13-0  
 Tennessee Tech ..... L 7-32

**1949 (8-0-1)**

Coach: Charles Murphy  
 Millington Navy ..... W 25-13  
 Maryville ..... W 45-13  
 Union (Tenn.) ..... W 32-18  
 Arkansas State ..... W 25-12  
 Milligan ..... W 19-0  
 East Tennessee ..... W 30-0  
 North Alabama ..... W 54-16  
 Murray State ..... T 7-7  
 Tennessee Tech ..... W 14-0

**1950 (9-2-0)**

Coach: Charles Murphy  
 Millington Navy ..... W 33-0  
 Vanderbilt ..... L 0-47  
 Milligan ..... W 48-6  
 Union (Tenn.) ..... W 45-0  
 Austin Peay ..... W 34-14  
 Morehead State ..... L 7-31  
 East Tennessee ..... W 21-6  
 North Alabama ..... W 26-6  
 Murray State ..... W 34-14  
 Lamar Tech ..... W 27-0  
 Tennessee Tech ..... W 28-7

**1951 (7-2-2)**

Coach: Charles Murphy  
 Carson-Newman ..... W 38-0  
 Vanderbilt ..... L 7-22  
 Sewart AFB ..... W 46-6  
 Union (Tenn.) ..... W 60-6  
 Austin Peay ..... W 27-6  
 Morehead State ..... W 33-13  
 Emory & Henry ..... T 20-20  
 North Alabama ..... W 21-0  
 Murray State ..... L 7-19  
 East Tennessee ..... W 45-0  
 Tennessee Tech ..... T 14-14

**1952 (6-5-0)**

Coach: Charles Murphy  
 Carson-Newman ..... W 19-7  
 Western Ky. .... L 19-33  
 Sewart AFB ..... W 18-0  
 Chattanooga ..... L 13-39  
 Troy State ..... W 33-7  
 Morehead State ..... W 27-6  
 Emory & Henry ..... L 7-27  
 North Alabama ..... L 18-34  
 Murray State ..... L 13-20  
 East Tennessee ..... W 28-14  
 Tennessee Tech ..... W 19-7

**1953 (7-4-0)**

Coach: Charles Murphy  
 Western Ky. .... W 13-0  
 Eastern Ky. .... L 6-15  
 Sewart AFB ..... W 33-0  
 Troy State ..... W 6-0  
 Morehead State ..... W 14-0  
 Memphis State ..... W 26-20  
 North Alabama ..... L 0-14  
 East Tennessee ..... W 34-28  
 Murray State ..... W 28-25  
 Vanderbilt ..... L 13-31  
 Tennessee Tech ..... L 13-46

**1954 (4-4-2)**

Coach: Charles Murphy  
 Sewart AFB ..... W 52-0  
 Eastern Ky. .... L 0-26  
 Western Ky. .... L 6-7  
 Austin Peay ..... T 7-7  
 Morehead State ..... W 20-13  
 Memphis State ..... L 7-27  
 North Alabama ..... W 27-26  
 Murray State ..... W 21-13  
 East Tennessee ..... L 6-30  
 Tennessee Tech ..... T 7-7

**1955 (7-2-1)**

Coach: Charles Murphy  
 Morris Harvey ..... W 14-7  
 @Eastern Ky. .... W 21-14  
 Western Ky. .... W 25-13  
 @Austin Peay ..... T 14-14  
 @Morehead State ..... W 21-0  
 @Vanderbilt ..... L 0-46  
 North Alabama ..... W 25-21  
 @Murray State ..... W 33-28  
 East Tennessee ..... W 20-7  
 Tennessee Tech ..... L 14-55

**1956 (7-3-0)**

Coach: Charles Murphy  
 @ Morris Harvey ..... L 0-6  
 Austin Peay ..... W 38-20  
 @Western Ky. .... W 7-6  
 Eastern Ky. .... W 26-19  
 Morehead State ..... W 20-12  
 @Vanderbilt ..... L 13-23  
 Murray St. .... W 39-7  
 @East Tennessee ..... W 20-6  
 @Tennessee Tech ..... W 26-6

**Refrigerator Bowl**  
 Sam Houston St. .... L 13-27

**1957 (10-0-0)**

Coach: Charles Murphy  
 @North Alabama ..... W 26-0  
 Jacksonville St. .... W 25-0  
 Western Ky. .... W 26-7  
 @Eastern Ky. .... W 35-14  
 Chattanooga ..... W 20-6  
 @Morehead State ..... W 18-6  
 @Austin Peay ..... W 14-0  
 @Murray State ..... W 22-0  
 East Tennessee ..... W 33-7  
 Tennessee Tech ..... W 22-0

**1958 (8-2-0)**

Coach: Charles Murphy  
 Austin Peay ..... W 12-0  
 @Jacksonville St. .... W 18-6  
 Western Ky. .... W 10-7  
 Eastern Ky. .... W 14-0  
 @Chattanooga ..... L 7-18  
 Morehead State ..... W 34-6  
 North Alabama ..... W 34-6  
 Murray State ..... W 40-0  
 @East Tennessee ..... W 27-20  
 @Tennessee Tech ..... L 0-14

**1959 (10-0-1)**

Coach: Charles Murphy  
 @Austin Peay ..... W 36-0  
 Jacksonville St. .... W 21-20  
 Western Ky. .... W 37-2  
 @Eastern Ky. .... W 14-6  
 Chattanooga ..... W 28-0  
 @Morehead State ..... W 27-0  
 @North Alabama ..... W 34-26  
 @Murray State ..... W 55-0  
 East Tennessee ..... W 30-6  
 Tennessee Tech ..... T 21-21

**Tangerine Bowl**  
 Presbyterian ..... W 21-12

**1960 (5-5-0)**

Coach: Charles Murphy  
 Austin Peay ..... W 6-0  
 @Jacksonville St. .... L 0-19  
 @Western Ky. .... L 13-20  
 Eastern Ky. .... W 14-12  
 @Chattanooga ..... L 6-24  
 Morehead State ..... W 28-0  
 North Alabama ..... L 6-7  
 Murray State ..... W 20-3  
 @East Tennessee ..... W 14-6  
 @Tennessee Tech ..... L 8-35

**1961 (7-4-0)**

Coach: Charles Murphy  
 @Austin Peay ..... W 40-7  
 @ Morehead State ..... W 19-14  
 Western Ky. .... W 14-6  
 @Eastern Ky. .... W 22-15  
 Pensacola Navy ..... L 7-12  
 Chattanooga ..... L 12-25  
 @North Alabama ..... W 13-3  
 @Murray State ..... W 27-18  
 East Tennessee ..... W 27-0  
 Tennessee Tech ..... L 6-7

**Tangerine Bowl**  
 Lamar Tech ..... L 14-21

**1962 (6-4-0)**

Coach: Charles Murphy  
 Austin Peay ..... W 28-0  
 Morehead State ..... W 7-0  
 @Western Ky. .... W 17-0  
 Eastern Ky. .... L 8-28  
 @Pensacola Navy ..... L 0-14  
 @Chattanooga ..... L 13-34  
 North Alabama ..... W 33-2  
 Murray State ..... W 23-6  
 @East Tennessee ..... L 12-20  
 @Tennessee Tech ..... W 20-0

**1963 (8-2-0)**

Coach: Charles Murphy  
 @North Alabama ..... W 41-13  
 UT-Martin ..... W 21-14  
 Western Ky. .... L 6-16  
 @Eastern Ky. .... W 33-28  
 Chattanooga ..... L 0-7  
 @Morehead State ..... W 27-7  
 @Austin Peay ..... W 27-0  
 @Murray State ..... W 14-7  
 East Tennessee ..... W 23-0  
 Tennessee Tech ..... W 21-14

**1964 (8-2-1)**

Coach: Charles Murphy  
 North Alabama ..... W 21-3  
 @UT-Martin ..... T 0-0  
 @Western Ky. .... W 9-0  
 Eastern Ky. .... W 20-13  
 @Chattanooga ..... L 14-19  
 Morehead State ..... W 13-0  
 Austin Peay ..... L 7-9  
 Murray State ..... W 14-12  
 @East Tennessee ..... W 14-9  
 @Tennessee Tech ..... W 24-0

**Grantland Rice Bowl**  
 Muskingum ..... W 20-0

**1965 (10-0-0)**

Coach: Charles Murphy  
 @North Alabama ..... W 44-14  
 UT-Martin ..... W 24-14  
 Western Ky. .... W 21-0  
 @Eastern Ky. .... W 14-10  
 Chattanooga ..... W 30-7  
 @Morehead State ..... W 30-28  
 @Austin Peay ..... W 24-20  
 @Murray State ..... W 28-24  
 East Tennessee ..... W 43-19  
 Tennessee Tech ..... W 28-21

**1966 (7-3-0)**

Coach: Charles Murphy  
 Pensacola Navy ..... W 14-12  
 @UT-Martin ..... W 10-3  
 @Western Ky. .... W 33-9  
 Eastern Ky. .... W 22-20  
 @Chattanooga ..... L 0-5  
 Morehead State ..... W 20-7  
 Austin Peay ..... L 7-13  
 Murray State ..... W 33-0  
 @East Tennessee ..... L 0-12  
 @Tennessee Tech ..... W 21-14

**1967 (5-5-0)**

Coach: Charles Murphy  
 @Pensacola Navy ..... W 28-7  
 @Morehead State ..... L 19-21  
 Chattanooga ..... L 13-30  
 Eastern Ky. .... W 17-14  
 Murray State ..... L 14-35  
 @Austin Peay ..... W 34-20  
 @UT-Martin ..... L 36-44  
 Western Ky. .... W 16-14  
 @East Tennessee ..... W 36-26  
 Tennessee Tech ..... W 33-20

**1968 (2-8-0)**

Coach: Charles Murphy  
 Pensacola Navy ..... L 7-12  
 Morehead State ..... W 28-18  
 @Chattanooga ..... L 15-28  
 @Eastern Ky. .... L 21-49  
 @Murray State ..... L 13-35  
 Austin Peay ..... L 13-46  
 UT-Martin ..... W 24-17  
 @Western Ky. .... L 2-43  
 East Tennessee ..... L 21-24  
 @Tennessee Tech ..... L 3-7

**1969 (1-9-0)**

Coach: Don Fuoss  
 @Pensacola Navy ..... L 20-26  
 @Morehead State ..... L 9-35  
 Chattanooga ..... L 3-7  
 Eastern Ky. .... L 0-14  
 Murray State ..... W 31-24  
 @Austin Peay ..... L 17-20  
 @Ball State ..... L 12-14  
 Western Ky. .... L 14-28  
 @East Tennessee ..... L 21-27  
 @Tennessee Tech ..... L 7-21

**1970 (6-3-1)**

Coach: Bill Peck  
 UT-Martin ..... W 28-7  
 Morehead State ..... W 14-6  
 @UT-Chattanooga ..... W 24-8  
 @Eastern Ky. .... L 10-24  
 @Murray State ..... L 0-20  
 Austin Peay ..... W 44-0  
 Ball State ..... W 14-7  
 @Western Ky. .... W 17-13  
 East Tennessee ..... T 3-3  
 @Tennessee Tech ..... L 13-17

**1971 (7-4-0)**

Coach: Bill Peck  
 @North Alabama ..... L 14-24  
 @UT-Martin ..... L 0-28  
 @Morehead State ..... W 9-7  
 UT-Chattanooga ..... W 23-13  
 Eastern Ky. .... W 31-18  
 Murray State ..... L 15-24  
 @Austin Peay ..... W 19-7  
 Ball State ..... W 28-7  
 Western Ky. .... W 27-13  
 @East Tennessee ..... W 27-23  
 Tennessee Tech ..... L 3-14

**1972 (7-3-1)****Coach: Bill Peck**

North Alabama ..... W 31-10  
 UT-Martin ..... W 30-3  
 Morehead State ..... T 35-35  
 @UT-Chattanooga ..... W 17-13  
 @Eastern Ky. .... L 0-13  
 @Murray State ..... W 14-13  
 Austin Peay ..... W 24-6  
 @Ball State ..... L 0-24  
 @Western Ky. .... W 21-17  
 East Tennessee ..... W 34-24  
 @Tennessee Tech ..... L 10-24

**1973 (4-7-0)****Coach: Bill Peck**

(n)Tennessee St. .... L 0-23  
 @UT-Martin ..... W 7-0  
 @Morehead State ..... L 22-28  
 Western Carolina ..... L 7-24  
 Eastern Ky. .... L 28-29  
 Murray State ..... W 17-14  
 @Austin Peay ..... W 23-20  
 @Ball State ..... L 3-34  
 Western Ky. .... L 8-42  
 @East Tennessee ..... L 16-40  
 Tennessee Tech ..... W 17-10  
 (n) - At Vanderbilt

**1974 (3-8-0)****Coach: Bill Peck**

(n)Tennessee St. .... W 20-10  
 @Appalachian St. .... L 7-18  
 Morehead State ..... W 23-14  
 UT-Chattanooga ..... L 7-24  
 @Eastern Ky. .... L 17-21  
 @Murray State ..... L 12-14  
 Austin Peay ..... W 45-16  
 Ball State ..... L 14-43  
 @Western Ky. .... L 10-36  
 East Tennessee ..... L 7-17  
 @Tennessee Tech ..... L 2-41  
 (n) - At Vanderbilt

**1975 (4-7-0)****Coach: Ben Hurt**

(n)Tennessee St. .... L 14-21  
 Carson-Newman ..... W 22-21  
 @Morehead State ..... W 12-10  
 @UT-Chattanooga ..... L 10-27  
 Eastern Ky. .... L 24-34  
 Murray State ..... W 17-5  
 @Austin Peay ..... L 13-17  
 @West. Carolina ..... W 44-28  
 Western Ky. .... L 10-24  
 @East Tennessee ..... L 20-37  
 Tennessee Tech ..... L 3-30  
 (n) - At Vanderbilt

**1976 (4-7-0)****Coach: Ben Hurt**

(n)Tennessee St. .... L 17-26  
 @Carson-Newman ..... W 35-20  
 UT-Martin ..... L 3-38  
 Morehead State ..... W 21-0  
 UT-Chattanooga ..... W 35-28  
 @Eastern Ky. .... L 14-40  
 @Murray State ..... L 20-24  
 Austin Peay ..... L 9-21  
 @Western Ky. .... L 7-38  
 East Tennessee ..... W 34-13  
 @Tennessee Tech ..... L 10-33  
 (n) - At Vanderbilt

**1977 (3-8-0)****Coach: Ben Hurt**

(n)Tennessee St. .... L 0-27  
 @UT-Martin ..... L 0-27  
 @Morehead State ..... L 21-24  
 @UT-Chattanooga ..... L 7-38  
 Eastern Ky. .... W 19-10  
 Murray State ..... L 9-13  
 @Delaware ..... L 7-60  
 @Austin Peay ..... W 15-6  
 Western Ky. .... W 21-19  
 @East Tennessee ..... L 17-38  
 Tennessee Tech ..... L 9-21  
 (n) - At Vanderbilt

**1978 (1-9-1)****Coach: Ben Hurt**

(n)Tennessee St. .... L 6-13  
 UT-Martin ..... L 17-28  
 Morehead State ..... W 9-6  
 UT-Chattanooga ..... T 14-14  
 @Eastern Ky. .... L 12-42  
 @Murray St. .... L 7-33  
 Delaware ..... L 3-53  
 Austin Peay ..... L 17-28  
 @Western Ky. .... L 0-54  
 East Tennessee ..... L 0-34  
 @Tennessee Tech ..... L 10-35  
 (n) - At Vanderbilt

**1979 (1-9-0)****Coach: Boots Donnelly**

North Alabama ..... L 17-20  
 @UT-Martin ..... L 23-31  
 @Morehead State ..... L 7-28  
 Eastern Ky. .... L 10-52  
 Murray State ..... L 8-29  
 @UT-Chattanooga ..... L 15-59  
 @Austin Peay ..... L 14-31  
 Western Ky. .... L 12-17  
 @East Tennessee ..... L 14-52  
 Tennessee Tech ..... W 17-14

**1980 (2-8-0)****Coach: Boots Donnelly**

@North Alabama ..... L 0-36  
 UT-Chattanooga ..... L 7-32  
 Morehead State ..... L 10-17  
 West. Carolina ..... L 10-24  
 @Eastern Ky. .... L 0-24  
 @Murray State ..... L 6-38  
 Austin Peay ..... L 3-7  
 @Western Ky. .... L 15-30  
 Akron ..... W 13-9  
 @Tennessee Tech ..... W 21-7

**1981 (6-5-0)****Coach: Boots Donnelly**

@Akron ..... W 10-7  
 @UT-Chattanooga ..... L 19-42  
 UT-Martin ..... W 6-3  
 @Morehead State ..... W 20-7  
 @West. Carolina ..... W 23-10  
 Eastern Ky. .... L 7-23  
 Murray State ..... W 14-9  
 @Austin Peay ..... L 9-14  
 @Youngstown St. .... L 10-13  
 Western Ky. .... W 31-17  
 Tennessee Tech ..... L 9-28

**1982 (8-3-0)****Coach: Boots Donnelly**

@Savannah State ..... W 12-3  
 Elizabeth City ..... W 34-0  
 Liberty Baptist ..... W 27-0  
 Morehead State ..... W 30-7  
 Akron ..... L 16-19  
 @Eastern Ky. .... L 10-35  
 @Murray State ..... W 27-9  
 Austin Peay ..... W 24-7  
 @Youngstown St. .... L 10-11  
 @Western Ky. .... W 31-16  
 @Tennessee Tech ..... W 10-3

**1983 (8-2-0)****Coach: Boots Donnelly**

Savannah State ..... W 51-0  
 @UT-Martin ..... W 39-3  
 @Morehead State ..... W 56-17  
 @Akron ..... W 26-3  
 Eastern Ky. .... L 7-14  
 Murray State ..... W 17-14  
 @Austin Peay ..... W 31-17  
 Youngstown St. .... W 35-24  
 Western Ky. .... W 26-7  
 Tennessee Tech ..... L 8-12

**1984 (11-3-0)****Coach: Boots Donnelly**

Lenoir-Rhyne ..... W 31-0  
 @Jacksonville St. .... W 27-11  
 Morehead State ..... W 42-28  
 Akron ..... W 16-3  
 @Eastern Ky. .... W 22-10  
 @Murray St. .... W 19-16  
 Austin Peay ..... L 7-16  
 @Youngstown St. .... L 13-23  
 @Western Ky. .... W 45-24  
 Ga. Southern ..... W 42-7  
 @Tennessee Tech ..... W 28-10  
**NCAA I-AA Playoffs**  
 @Eastern Ky. .... W 27-10  
 @Indiana St. .... W 42-41(3OT)  
 Louisiana Tech ..... L 13-21

**1985 (11-1-0)****Coach: Boots Donnelly**

Lenoir-Rhyne ..... W 37-6  
 @Ga. Southern ..... W 35-10  
 Jacksonville St. .... W 55-21  
 @Morehead State ..... W 33-14  
 Eastern Ky. .... W 28-14  
 Murray State ..... W 31-24(2 OT)  
 @Austin Peay ..... W 17-14  
 Youngst'n St. .... W 28-21(OT)  
 Western Ky. .... W 41-9  
 @Akron ..... W 17-0  
 Tennessee Tech ..... W 45-12  
**NCAA I-AA Playoffs**  
 Ga. Southern ..... L 21-28

**1986 (6-5-0)****Coach: Boots Donnelly**

Miles ..... W 47-0  
 (n)Tennessee St. .... L 6-7  
 Ga. Southern ..... L 31-34  
 @Eastern Ky. .... L 3-28  
 @Austin Peay ..... L 0-7(OT)  
 Akron ..... W 24-12  
 @S.W. Missouri ..... W 42-19  
 @Youngstown St. .... W 49-14  
 Morehead State ..... W 24-7  
 @Murray State ..... L 7-21  
 Tennessee Tech ..... W 21-6

**1987 (6-5-0)****Coach: Boots Donnelly**

(n1)Tennessee St. .... W 55-19  
 @Ga. Southern ..... L 13-17  
 @Western Ky. .... L 16-28  
 Austin Peay ..... W 38-16  
 (n2)Miss. Valley ..... W 38-7  
 Eastern Ky. .... W 17-16  
 Winston-Salem ..... L 8-11  
 Youngstown St. .... L 16-17  
 @Morehead St. .... L 3-7  
 Murray State ..... W 27-9  
 @Tennessee Tech ..... W 17-13  
 (n1) - At Vanderbilt  
 (n2) - At Memphis

**1988 (7-4-0)****Coach: Boots Donnelly**

(n1)Tennessee St. .... W 55-19  
 @No. Illinois ..... L 10-14  
 Western Ky. .... W 13-10  
 Ga. Southern ..... W 26-10  
 (n2)Alcorn St. .... L 19-21  
 Miss. Valley ..... W 40-3  
 Morehead State ..... W 49-0  
 @Austin Peay ..... W 36-0  
 @Eastern Ky. .... L 14-27  
 @Murray State ..... L 22-23  
 Tennessee Tech ..... W 51-0  
 (n1) - At Vanderbilt  
 (n2) - At Jackson, Miss.

**1989 (9-4-0)****Coach: Boots Donnelly**

(n)Tennessee St. .... W 36-7  
 @East Tennessee ..... W 41-6  
 @Western Ky. .... L 16-31  
 @Ga. Southern ..... L 0-26  
 UT-Chattanooga ..... W 24-7  
 @No. Carolina St. .... L 14-35  
 @Morehead State ..... W 34-3  
 Austin Peay ..... W 46-7  
 Eastern Ky. .... W 24-19  
 Murray State ..... W 32-15  
 @Tennessee Tech ..... W 24-3  
 (n) - At Vanderbilt  
**NCAA I-AA Playoffs**  
 Appalachian St. .... W 24-21  
 @Ga. Southern ..... L 3-45

**1990 (11-2-0)****Coach: Boots Donnelly**

(n)Tennessee St. .... W 38-6  
 Ga. Southern ..... W 16-13  
 East Tennessee ..... W 48-14  
 Western Ky. .... W 20-7  
 @UT-Chattanooga ..... W 24-17  
 @Eastern Ky. .... L 7-10  
 UT-Martin ..... W 65-17  
 @Austin Peay ..... W 56-7  
 Morehead State ..... W 37-0  
 @Murray State ..... W 31-10  
 Tennessee Tech ..... W 42-0  
 (n) - At Vanderbilt  
**NCAA I-AA Playoffs**  
 Jackson State ..... W 28-7  
 @Boise State ..... L 13-20

**1991 (9-4-0)****Coach: Boots Donnelly**

(n1)Tennessee St. .... W 42-6  
 @Eastern Ky. .... L 7-17  
 Murray State ..... W 35-3  
 @Western Ky. .... W 23-21  
 @Austin Peay ..... W 23-8  
 @Florida State ..... L 10-39  
 S.E. Missouri ..... W 52-0  
 UT-Martin ..... W 51-14  
 @Cincinnati ..... L 10-30  
 @Morehead St. .... W 31-3  
 @Tennessee Tech ..... W 28-10  
**NCAA I-AA Playoffs**  
 S. Houston St. .... W 20-19(OT)  
 @Eastern Ky. .... L 13-23

**1992 (10-3-0)****Coach: Boots Donnelly**

(n)Tennessee St. .... W 35-31  
 @Nebraska ..... L 7-48  
 @Murray State ..... W 66-6  
 @No. Illinois ..... W 21-13  
 Austin Peay ..... W 49-10  
 Eastern Ky. .... W 38-7  
 @SE Missouri ..... W 30-16  
 @Ga. Southern ..... L 10-13  
 @UT-Martin ..... W 14-0  
 Morehead State ..... W 70-0  
 Tennessee Tech ..... W 21-0

**NCAA I-AA Playoffs**

Appalachian St. .... W 35-10  
 @Marshall ..... L 21-35

**1993 (5-6-0)****Coach: Boots Donnelly**

@Hawaii ..... L 14-35  
 Campbellsville ..... W 70-13  
 Murray State ..... W 45-3  
 (n)Tennessee St. .... L 33-34  
 @UT-Martin ..... L 14-24  
 @Morehead State ..... W 45-0  
 SE Missouri ..... W 31-10  
 @Tulsa ..... L 17-38  
 Austin Peay ..... W 44-10  
 @Eastern Ky. .... L 27-33  
 @Tennessee Tech ..... L 14-35

**1994 (8-3-1)****Coach: Boots Donnelly**

@Tennessee St. .... W 45-10  
 @James Madison ..... L 22-24  
 @Murray State ..... W 23-21  
 Eastern Kentucky ..... L 27-28  
 UT-Martin ..... W 38-7  
 Morehead State ..... W 63-6  
 @SE Missouri ..... W 38-14  
 Jacksonville St. .... W 45-37  
 @Austin Peay ..... W 28-3  
 Illinois State ..... T 27-27  
 Tennessee Tech ..... W 31-3  
**NCAA I-AA Playoffs**  
 @Marshall ..... L 14-49

# All-Time Blue Raider Records

(1913-Present)

## Individual Records (Game)

### Total Offense

**Plays:** 53, Kelly Holcomb vs. James Madison, 1994  
**Net Yards:** 369, Kelly Holcomb vs. James Madison, 1994  
**TDs (Rushing & Passing):** 5(5 Pass/0 Rush), Billy Walker vs. UT-Martin, 1967

### Rushing

**Plays:** 38, Mike Moore vs. Austin Peay, 1977  
38, Kippy Bayless vs. Tennessee Tech, 1994  
**Net Yards:** 250, Vince Hall vs. Morehead St., 1984  
**TDs:** 4, Marvin Collier vs. Miss. Valley, 1987  
4, Joe Campbell vs. UT-Martin, 1990  
4, Joe Campbell vs. Austin Peay, 1990  
4, Walter Dunson vs. Murray State, 1991  
4, Walter Dunson vs. Murray State, 1992

### Passing

**Attempts:** 46, Kelly Holcomb vs. James Madison, 1994  
**Completions:** 29, Billy Walker vs. UT-Martin, 1967  
**Interceptions:** 5, Sammy Bryant vs. Tenn. Tech, 1981  
**Completion Pct.:** 1.000(9-9), Billy Walker vs. UT-Chatt., 1962  
**Completion Pct. (20 or more att.):** .913 (21-23), Kelly Holcomb vs. Jacksonville St., 1994  
**Yards:** 346, Billy Walker vs. UT-Martin, 1967  
**TD Passes:** 5, Billy Walker vs. UT-Martin, 1967  
**Points:** 36, Billy Walker vs. UT-Martin, 1967  
**Consecutive Comp.:** 13, Kelly Holcomb vs. Florida St., 1991

### Receiving

**Receptions:** 11, Jerry Smith vs. East Tenn., 1965  
11, Dennis Mimms vs. Eastern Ky., 1993  
**Yards:** 162, Cory Simpson vs. James Madison, 1994  
**TDs:** 3, Herbert Owenby vs. Tenn. Tech, 1967  
3, Donte Lofton vs. Lenoir-Rhyne, 1984  
3, Vince Parks vs. UT-Chattanooga, 1990  
3, Cory Simpson vs. Morehead St., 1994  
**PATs:** 2, Charles Daniel vs. UT-Martin, 1967

### Punting

**Punts:** 13, Mike Shawen vs. UT-Martin, 1971  
13, Mike Shawen vs. Western Ky., 1971  
**Yds. Punted:** 533, Mike Shawen vs. UT-Martin, 1971  
**Avg./Punt:** 54.0(4/216), Mike Shawen vs. Ball St., 1974

### Punt Returns

**Returns:** 8, Robert Alford vs. Murray State, 1986  
**Yards:** 102, Robert Alford vs. Austin Peay, 1987  
**TDs:** 1, By Numerous Players

### Kickoff Returns

**Returns:** 7, Alan Curtis vs. Eastern Ky., 1979  
7, Butch Hamby vs. East Tenn., 1979  
7, Steve Puryear vs. Morehead St., 1982  
7, Walter Dunson vs. Florida St., 1991  
**Yards:** 161, Robert Alford vs. Lenoir-Rhyne, 1985  
**TDs:** 1, By Numerous Players

### Scoring

**Points:** 24, Marvin Collier vs. Miss. Valley, 1987  
24, Joe Campbell vs. UT-Martin, 1990  
24, Joe Campbell vs. Austin Peay, 1990  
24, Walter Dunson vs. Murray State, 1991  
24, Walter Dunson vs. Murray State, 1992  
24, Kippy Bayless vs. Austin Peay, 1993  
**Touchdowns:** 4, Marvin Collier vs. Miss. Valley, 1987  
4, Joe Campbell vs. UT-Martin, 1990  
4, Joe Campbell vs. Austin Peay, 1990  
4, Walter Dunson vs. Murray State, 1991  
4, Walter Dunson vs. Murray State, 1992  
4, Kippy Bayless vs. Austin Peay, 1993  
**Field Goals Made:** 5, Matt Crews vs. Tenn. Tech, 1990  
**Field Goals Attempted:** 6, Matt Crews vs. Tenn. Tech, 1990  
**PATs Made:** 10, Garth Petrilli vs. Morehead State, 1992  
**PATs Attempted:** 10, Garth Petrilli vs. Morehead State, 1992

### Intercepted Passes

**Interceptions:** 3, Don Griffin vs. Akron, 1985  
**Most Yds. Returned:** 100, Ray Oldham vs. Morehead St., 1970  
**Most TDs:** 1, By Numerous Players

### Tackles (Since 1970)

**Main Tackles:** 16, Andra Bullock vs. Western Ky., 1977  
**Assists:** 19, Jimmy Roberto vs. Murray St., 1981  
**Tackles For Loss:** 4, By Numerous Players  
**Yards In Losses:** 37, Kenny Tippins vs. Alcorn St., 1988  
**Quarterback Sacks:** 2.5, Kenny McDaniel vs. Akron, 1985  
**Yards By Sacks:** 24, Mickey McCullough vs. Tenn. Tech, 1980  
24, Chris Burns vs. Tennessee St., 1990  
**Fumbles Recovered:** 2, Jeff Spencer vs. Austin Peay, 1983  
2, Jabbar Troutman vs. Austin Peay, 1991

## Individual Records (Season)

### Total Offense

**Plays:** 389, Billy Walker, 1967  
**Net Yards:** 2,251, Kelly Holcomb, 1994  
**Avg. Yds./Play:** 7.20, Kelly Holcomb, 1994  
**Avg. Yds./Game:** 204.6, Kelly Holcomb, 1994  
**TDs (Rushing & Passing):** 24 (16 pass/8 rush), Teddy Morris, 1965

### Rushing

**Plays:** 296, Mike Moore, 1977  
**Net Yards:** 1,439, Vince Hall, 1984  
**Avg. Yds./Play:** 9.11, Ray Purvis, 1959  
**TDs:** 15, Kippy Bayless, 1993; 15, Kippy Bayless, 1994

### Passing

**Attempts:** 288, Billy Walker, 1967  
**Completions:** 152, Billy Walker, 1967  
**Most Interceptions:** 20, Dickie Thomas, 1968

**Fewest Interceptions (Min. 150 Att.):** 4, Kelly Holcomb, 1991  
**Completion Pct.:** .630 (87-138), Teddy Morris, 1963  
**Net Yards:** 2,154., Kelly Holcomb, 1994  
**Avg. Yds./Completion:** 16.48, Marvin Collier, 1987  
**Avg. Yds./Attempt:** 11.21, Terry Bailey, 1961  
**Avg. Yds./Game:** 185.6, Billy Walker, 1967  
**TD Passes:** 21, Mickey Corwin, 1984  
**Points:** 36, Billy Walker vs. UT-Martin, 1967  
**Consecutive Comp.:** 15, Kelly Holcomb vs. (Florida St.-SEMO), 1991

### Receiving

**Receptions:** 53, Jerry Smith, 1965  
**Net Yards:** 809, Jerry Smith, 1965  
**Avg. Yds./Reception:** 26.96, George Dykes, 1961  
**Avg. Yds./Game:** 80.9, Jerry Smith, 1965  
**TDs:** 8, Jerry Smith, 1965  
8, Cory Simpson, 1994

---

# All-Time Blue Raider Records

## (Continued)

### Punting

**Punts:** 82, Jimmy Merryman, 1981  
**Yds. Punted:** 3,076, Mike Shawen, 1973  
**Avg./Punt:** 43.9, Mike Shawen, 1974

### Punt Returns

**Returns:** 41, Orlando Crenshaw, 1990  
**Net Yards:** 390, Robert Alford, 1986  
**Avg. Yds./Return:** 13.1, Dennis Mimms, 1992  
**TDs:** 2, Ray Bonner, 1971

### Kickoff Returns

**Returns:** 25, Walter Dunson, 1991  
**Net Yards:** 608, Walter Dunson, 1991  
**Avg. Yds./Return:** 29.92, Robert Alford, 1985  
**TDs:** 1, By Numerous Players

### Scoring

**TDs:** 17, Kippy Bayless, 1993  
**Most FGs Made:** 17, Matt Crews, 1990  
**Most FGs Attempted:** 24, Matt Crews, 1990  
**Best FG Percentage (Min. 10 Made):** .867(13-15), Kelly Potter, 1981  
**Most PATs Made:** 50, Garth Petrilli, 1992

**Most PATs Attempted:** 50, Garth Petrilli, 1992  
**Best PAT Percentage:** 1.000(50-50), Garth Petrilli, 1992  
**Most Consecutive PATs Made:** 50, Garth Petrilli, 1992  
**Points by Kicking:** 89, Matt Crews, 1990  
**Total Points:** 104, Kippy Bayless, 1993

### Intercepted Passes

**Interceptions:** 8, James Griffin, 1982  
**Most Yds. Returned:** 112, Jimmy Sanders, 1978  
**TDs:** 2, Markee Tate, 1994

### Tackles (Since 1970)

**Main Tackles:** 127, Stan Wright, 1978  
**Assists:** 68, Randy Carr, 1978; Roosevelt Colvard, 1985  
**Tackles For Loss:** 22, Reggie Bell, 1977  
**Yards In Losses:** 136, Reggie Bell, 1977  
**Quarterback Sacks (Since 1988):** 5, Chris Burns, 1990  
**Yards By Sacks(Since 1988):** 40, Chris Burns, 1990  
**Fumbles Recovered:** 5, Tom Smogorzewski, 1978  
5, Emanuel Toles, 1981  
5, Rick Holliday, 1994

## Individual Records (Career)

### Total Offense

**Plays:** 1,085, Marvin Collier, 1985-88  
**Net Yards:** 6,098, Kelly Holcomb, 1991-94  
**Avg. Yds./Play:** 6.06, Teddy Morris, 1962-65  
**Avg. Yds./Game:** 153.14, Mickey Corwin, 1983-84  
**TDs (Rushing & Passing):** 56 (41 Pass/15 Rush), Teddy Morris, 1962-65

### Rushing

**Plays:** 807, Mike Moore, 1974-77  
**Net Yards:** 3,823, Joe Campbell, 1988-91  
**Avg. Yds./Play:** 7.00, Walter Dunson, 1990-92  
**Avg. Yds./Game:** 91.95, Mike Moore, 1974-77  
**TDs:** 44, Joe Campbell, 1988-91

### Passing

**Attempts:** 861, Kelly Holcomb, 1991-94  
**Completions:** 501, Kelly Holcomb, 1991-94  
**Most Interceptions:** 46, Mike Robinson, 1974-77  
**Fewest Interceptions/Att.:** .025 (477/11), Phil Ironside, 1988-90  
**Completion Pct.:** .595 (237-398), Mickey Corwin, 1983-84  
**Net Yards:** 7,064, Kelly Holcomb, 1991-94  
**Avg. Yds./Completion:** 14.72, Teddy Morris, 1962-65  
**Avg. Yds./Attempt:** 8.20, Kelly Holcomb, 1991-94  
**Avg. Yds./Game:** 153.48, Mickey Corwin, 1983-84  
**TD Passes:** 41, Teddy Morris, 1962-65  
**Points:** 252, Teddy Morris, 1962-65

### Receiving

**Receptions:** 110, Herbert Owenby, 1964-67  
**Net Yards:** 1,757, Herbert Owenby, 1964-67  
**Avg. Yds./Reception:** 22.05, George Dykes, 1961-63  
**Avg. Yds./Game:** 48.81, Herbert Owenby, 1964-67  
**TDs:** 21, Herbert Owenby, 1964-67

### Punting

**Punts:** 268, Mike Shawen, 1971-74  
**Yds. Punted:** 10,947, Mike Shawen, 1971-74  
**Avg./Punt:** 40.8, Mike Shawen, 1971-74

### Punt Returns

**Returns:** 121, Orlando Crenshaw, 1988-91  
**Net Yards:** 1,036, Orlando Crenshaw, 1988-91  
**Avg. Yds./Return (Min. 40):** 12.38, Robert Alford, 1984-87  
**TDs:** 4, Orlando Crenshaw, 1988-91

### Kickoff Returns

**Returns:** 53, Orlando Crenshaw, 1988-91  
**Net Yards:** 1,170, Robert Alford, 1984-87  
**Avg. Yds./Return (Min. 25):** 27.50, Reuben Justice, 1969-72  
**TDs:** 2, Reuben Justice, 1969-72; Walter Dunson, 1990-92

### Scoring

**TDs:** 45, Joe Campbell, 1988-91  
**Most FGs Made:** 52, Kelly Potter, 1981-84  
**Most FGs Attempted:** 78, Kelly Potter, 1981-84  
**Best FG Percentage:** .833(35-42), Joe Lisle, 1987-89  
**Most PATs Made:** 166, Garth Petrilli, 1991-94  
**Most PATs Attempted:** 170, Garth Petrilli, 1991-94  
**Best PAT Percentage:** .976 (166-170), Garth Petrilli, 1991-94  
**Most Consecutive PATs Made:** 100, Garth Petrilli, 1991-94  
**Points by Kicking:** 280, Garth Petrilli, 1991-94  
**Total Points:** 280, Garth Petrilli, 1991, 94  
**Point by Non-Kicker:** 272, Joe Campbell, 1988-91

### Intercepted Passes

**Interceptions:** 17, James Griffin, 1979-82  
**Most Yds. Returnd:** 306, James Griffin, 1979-82  
**TDs:** 2, Markee Tate, 1991-94

### Tackles (Since 1970)

**Total Tackles:** 344, Roosevelt Colvard, 1983-86  
**Main Tackles:** 249, Stan Wright, 1976-79  
**Assists:** 165, Roosevelt Colvard, 1983-86  
**Tackles For Loss:** 46, Dennis Mix, 1979-82  
**Yards In Losses:** 244, Dennis Mix, 1979-82  
**Quarterback Sacks (Since 1988):** 11, Bryan Faulkner, 1989-91  
**Yards By Sacks(Since 1988):** 67, Bryan Faulkner, 1989-91  
**Fumbles Recovered:** 12, Emanuel Toles, 1979-82

---

# All-Time Blue Raider Records

(Continued)

## Individual Highlights

### Longest Runs from Scrimmage

1. 92, Jim Bostic vs. Western Kentucky, 1941
2. 89, Tommy Latimer vs. Tennessee Tech, 1973

### Longest Pass Play

1. 95, Francis Reynolds to Travis Akin vs. Florence St., 1954

### Longest Punt Returns

1. 95, Jimbo Pearson vs. Morehead State, 1960
2. 94, Jim Harvey vs. Western Kentucky, 1962

### Longest Kickoff Returns

1. 99, Joe Pelt vs. Murray State, 1971
2. 97, Reuben Justice vs. Morehead State, 1969
3. 95, Buck Rolman vs. Chattanooga, 1957

### Longest Punts

1. 80, Sid Corban vs. Vanderbilt, 1956
2. 78, Bobby Young vs. Murray State, 1952

### Longest TD Runs with Interception

1. 100, Ray Oldham vs. UT-Chattanooga, 1970
2. 99, Ray Neal vs. Muskingum, 1964
3. 85, Billy Warren vs. Tennessee Tech, 1965

### Longest Field Goals

1. 57, Kelly Potter vs. Tennessee Tech,
2. 54, M. A. Robinson vs. Tennessee Tech, 1977
2. 54, Garth Petrilli vs. Murray State, 1992
3. 52, Kelly Potter vs. Western Kentucky, 1983

### Longest Score on Opponent's PAT Attempt

1. 80, Montrell Toney vs. Southeast Mo., 1992

## Team Records (Game)

### Total Offense

- Plays:** 97 vs. Miss. Valley, 1987  
**Net Yards:** 660 vs. UT-Martin, 1990  
**First Downs:** 34 vs. Morehead St., 1984  
**TDs (Rushing and Passing):** 11 vs. Florence St., 1927

### Rushing

- Plays:** 81 vs. Miss. Valley, 1987  
**Net Yards:** 592 vs. UT-Martin, 1990  
**TDs:** 8 vs. Morehead St., '92  
8 vs. Murray St., '92  
8 vs. Campbellsville, '93

### Passing

- Attempts:** 46 vs. James Madison, 1994  
**Completions:** 29 vs. UT-Martin, 1967  
**Net Yards:** 346 vs. UT-Martin, 1967  
**Most Interceptions:** 7 vs. Tenn. Tech, 1981  
**TDs:** 5 vs. UT-Martin, 1967

### Punting

- Number:** 12 vs. UT-Martin, 1971  
12 vs. Tenn. Tech, 1974  
12 vs. Western Ky., 1975  
**Average:** 49.0 vs. Tennessee St., 1974  
(Min. 3 Punts)

### Punt Returns

- Returns:** 8 vs. North Alabama, '72  
8 vs. Western Ky., 1982  
8 vs. Morehead St., 1982  
8 vs. Morehead St., 1986  
**Yards:** 137 vs. SE Missouri, 1991  
**TDs:** 1, In Numerous Games

### Kickoff Returns

- Returns:** 9 vs. Eastern Ky., 1979  
**Yards:** 180 vs. Lenoir-Rhyne, 1985  
**TDs:** 1, In Numerous Games

### Scoring

- Points:** 76 vs. Florence St., 1927  
**Touchdowns:** 11 vs. Florence St., 1927  
**Field Goals Made:** 5 vs. Tenn. Tech, 1990  
**Field Goals Attempted:** 6 vs. Tenn. Tech, 1990  
**PATs Made:** 10 vs. Florence St., 1927  
10 vs. Morehead St., 1992  
**PATs Attempted:** 11 vs. Florence St., 1927  
**Points, One Quarter:** 35 vs. Morehead St., 1992 (Second Quarter)  
**Points, One Half:** 42 vs. Morehead St., 1992 (First Half)  
42 vs. Murray St., 1992 (First Half)

### Intercepted Passes

- Interceptions:** 7 vs. Akron, 1985  
**Most Yds. Returned:** 106 vs. UT-Chattanooga, 1976  
**TDs:** 2 vs. Southeast Missouri, 1994

### Fumbles

- Number:** 14 vs. Murray St., 1976  
**Lost:** 9 vs. Murray St., 1976

### Defense

- Fewest First Downs Allowed:** 3 vs. Liberty, 1982  
**Least Yards Rushing:** Neg. 58 vs. Austin Peay, 1971  
**Least Yards Passing:** 0 vs. Tenn. Tech, 1971  
**Most Interceptions:** 7 vs. Akron, 1985

### Penalties

- Number:** 13 vs. Miss. Valley, 1988  
**Yards:** 135 vs. Miss. Valley, 1988

# All-Time Blue Raider Records

## Team Records (Season)

### Total Offense

Plays: 794, 1972  
 Net Yards: 5,155, 1990  
 Avg. Yds/Play: 6.66, 1990  
 Avg. Yds/Game: 468.64, 1990  
 First Downs: 240, 1990  
 TDs (Rushing and Passing): 51, 1985

### Rushing

Plays: 600, 1959  
 Net Yards: 3,188, 1990  
 Avg. Yds. Play: 5.98, 1990  
 Avg. Yds./Game: 289.82, 1990  
 TDs: 36, 1985  
 36, 1985

### Passing

Attempts: 312, 1967  
 Completions: 161, 1967  
 Had Intercepted: 26, 1985  
 Completion Pct.: .6067 (54-89), 1959  
 .6058 (146-241), 1990  
 Net Yards: 2,271, 1994  
 Avg. Yds./Completion: 19.05, 1955  
 Avg. Yds./Attempt: 8.87, 1994  
 TDs: 22, 1984

### Punting

Number: 84, 1976  
 Yards: 3,136, 1976  
 Average: 42.3, 1974

### Fumbles

Number: 61, 1976  
 Lost: 36, 1976

### Punt Returns

Returns: 52, 1982  
 Yards: 523, 1992  
 TDs: 4, 1988  
 4, 1989

### Kickoff Returns

Returns: 51, 1976  
 Yards: 854, 1979  
 TDs: 2, 1969

### Scoring

Points: 387, 1994  
 Touchdowns: 50, 1992  
 50, 1994  
 PATs: 50, 1992  
 FGs: 17, 1990  
 Average Points: 35.2, 1994

### Defense

Fewest First Downs: 84, 1957  
 Fewest Yards Rushing: 717, 1963  
 Fewest Yards Passing: 484, 1958  
 Fewest Yards Per Pass Comp.: 9.1, 1988\*  
 Fewest Yards Per Pass Att.: 3.98, 1988\*  
 Fewest TD Passes: 1, 1957  
 1, 1990  
 Fewest Total Offense Yards: 1,712, 1963  
 Fewest Points: 2, 1917  
 Fewest Points Since 1945: 40, 1957  
 Kicks Blocked: 9, 1988\*  
 Opponent Fumbles Recovered: 23, 1978

### Intercepted Passes

Interceptions: 26, 1985  
 Most Yds. Returned: 322, 1985  
 TDs: 3, 1994

### Penalties

Number: 92, 1976  
 Most Yards: 907, 1976  
 Fewest Yards: 250, 1954

### Miscellaneous

Kickoffs Returned: 51, 1976  
 Kickoff Return Yards: 854, 1979  
 Most Points Allowed: 340, 1978

\*NCAA Division I-AA Record

## Raider 1,000-Yarders

### Rushing

Player, Season	Rushes	Yards	Avg
1. Vince Hall, 1984	260	*1,439	5.5
2. Kippy Bayless, 1994	268	1,346	5.0
3. Mike Moore, 1975	212	1,247	5.9
4. Kippy Bayless, 1993	198	1,214	6.1
5. Mike Moore, 1976	249	1,188	4.8
6. Joe Campbell, 1990	151	1,136	7.5
7. Joe Campbell, 1991	198	1,121	5.7
8. Bobby Young, 1953	186	1,082	5.8
9. Gerald Anderson, 1985	182	1,062	5.8
10. Dwight Stone, 1986	219	1,026	4.7
11. Mike Moore, 1977	*296	1,015	3.4

### Passing

Player, Season	Comp	Att	Int	Yards	TDs	Pct
1. Kelly Holcomb, 1994	146	244	9	*2,154	15	.598
2. Phil Ironside, 1990	140	231	6	1,872	8	.606
3. Billy Walker, 1965	*152	*288	15	1,856	15	.528
4. Kelly Holcomb, 1991	130	209	4	1,763	5	.622

### Passing (Continued)

Player, Season	Comp	Att	Int	Yards	TDs	Pct
5. Teddy Morris, 1965	108	211	12	1,749	16	.512
6. Kelly Holcomb, 1993	133	240	6	1,738	7	.554
7. Mickey Corwin, 1983	117	202	10	1,658	12	.579
8. Dickie Thomas, 1968	123	255	*20	1,619	7	.482
9. Mickey Corwin, 1984	120	196	9	1,565	*21	.612
10. Brown Sanford, 1979	102	211	12	1,474	9	.483
11. Kelly Holcomb, 1992	92	168	6	1,409	9	.548
12. Phil Ironside, 1989	95	181	5	1,408	10	.519
13. Bill Griffith, 1969	113	257	17	1,382	6	.440
14. Billy Walker, 1966	100	192	13	1,351	12	.521
15. Teddy Morris, 1963	87	138	7	1,325	12	*.630
16. Marvin Collier, 1985	76	129	6	1,171	10	.589
17. Mike Robinson, 1975	75	188	13	1,117	7	.399
18. Marvin Collier, 1986	81	149	4	1,089	8	.544
19. Marvin Collier, 1988	79	176	8	1,051	7	.449
20. Mike Robinson, 1976	63	139	12	1,021	7	.453

\*MTSU Record



# Blue Raider Annual Statistical Leaders

(Includes all seasons for which records are available/\*signifies MTSU record)

## Rushing

Year	Player	Att	Yards	TDs	Avg
1949	Maxie Runion	---	710	---	---
1950	Not Available	---	---	---	---
1951	John Raymond Smith	---	640	---	---
1952	Bobby Young	---	921	---	---
1953	Bobby Young	186	1082	8	5.8
1954	Clifton Tribble	---	685	---	---
1955	Terry Sweeney	110	563	4	5.1
1956	Tillman Harris	80	571	4	7.1
1957	Ray Purvis	64	490	4	7.7
1958	Bucky Pitts	104	639	3	6.1
1959	Ray Purvis	64	583	8	*9.1
1960	Larry Puryer	123	500	3	4.1
1961	Phil Grammer	90	417	6	4.6
1962	David Petty	92	400	3	4.3
1963	David Petty	87	332	6	3.8
1964	Bob Hlodan	101	557	3	5.5
1965	Bob Hlodan	89	422	2	4.7
1966	Larry Mathews	128	550	5	4.3
1967	Larry Mathews	138	442	9	3.2
1968	Taylor Edwards	110	377	8	3.4
1969	Reuben Justice	110	375	4	3.4
1970	Reuben Justice	231	878	4	3.8
1971	Reuben Justice	116	435	4	3.8
1972	Melvin Daniels	148	519	8	3.5
1973	Joe Pelt	89	414	0	4.7
1974	Dwaine Copeland	155	858	5	5.5
1975	Mike Moore	212	1247	7	5.9
1976	Mike Moore	249	1188	9	4.8
1977	Mike Moore	*296	1015	8	3.4
1978	Joe Bowers	119	415	3	3.5
1979	Paul Carter	96	479	0	5.0
1980	Sammy Bryant	159	635	2	4.0
1981	Sammy Bryant	158	523	6	3.3
1982	Danny Colwell	124	697	1	5.6
1983	Vince Hall	137	949	7	6.9
1984	Vince Hall	260	*1439	5	5.5
1985	Gerald Anderson	182	1062	12	5.8
1986	Dwight Stone	219	1026	13	4.7
1987	Gerald Anderson	191	980	11	5.1
1988	Joe Campbell	118	626	9	5.3
1989	Joe Campbell	171	940	8	5.5
1990	Joe Campbell	151	1136	13	7.5
1991	Joe Campbell	198	1121	14	5.7
1992	Walter Dunson	151	964	13	6.4
1993	Kippy Bayless	198	1,214	*15	6.1
1994	Kippy Bayless	268	1,346	*15	5.0

## Passing

Year	Player	Att	Comp	Int	Yds	TD	Pct
1949	J. B. Proctor	---	---	---	474	---	---
1950	Not Available	---	---	---	---	---	---
1951	Not Available	---	---	---	---	---	---
1952	Not Available	---	---	---	---	---	---
1953	Francis Reynolds	50	20	4	316	2	.400
1954	Sid Corban	---	---	---	426	---	---
1955	Francis Reynolds	94	39	8	757	8	.415
1956	Jimmy Dunlap	52	28	5	320	4	.538
1957	Bob Hallum	66	36	5	551	11	.545
1958	Bob Hallum	53	21	5	301	6	.396
1959	Whit Watson	50	27	6	280	2	.540
1960	Terry Bailey	63	26	5	427	4	.413
1961	Terry Bailey	71	37	6	796	10	.521
1962	Teddy Morris	82	47	6	726	6	.573
1963	Teddy Morris	138	87	7	1325	12	*.630
1964	Teddy Morris	156	84	9	999	7	.538
1965	Teddy Morris	211	108	12	1749	16	.512
1966	Billy Walker	192	100	13	1351	12	.521
1967	Billy Walker	*288	*152	15	1856	15	.528
1968	Dickie Thomas	255	123	*20	1619	7	.482
1969	Bill Griffith	257	113	17	1382	6	.440

Year	Player	Att	Comp	Int	Yds	TD	Pct
1970	Dean Rodenbeck	69	32	2	340	1	.464
1971	Melvin Daniels	113	44	6	585	3	.389
1972	Fred Rohrdanz	142	66	8	981	5	.465
1973	Tommy Beaver	114	52	6	575	2	.456
1974	Fred Rohrdanz	92	28	11	485	5	.304
1975	Mike Robinson	188	75	13	1117	7	.399
1976	Mike Robinson	139	63	12	1021	7	.453
1977	Mike Robinson	171	76	15	911	5	.444
1978	Duane West	110	45	7	549	2	.409
1979	Brown Sanford	211	102	12	1474	9	.483
1980	Brown Sanford	176	74	11	894	4	.420
1981	Brown Sanford	141	64	9	886	2	.454
1982	Brad Zeitner	124	51	7	615	6	.411
1983	Mickey Corwin	202	117	10	1658	12	.579
1984	Mickey Corwin	196	120	9	1565	*21	.612
1985	Marvin Collier	129	76	6	1171	10	.589
1986	Marvin Collier	149	81	4	1089	8	.544
1987	Marvin Collier	140	56	8	923	4	.471
1988	Marvin Collier	176	79	8	1051	7	.449
1989	Phil Ironside	181	95	5	1408	10	.519
1990	Phil Ironside	231	140	6	*1872	8	.606
1991	Kelly Holcomb	209	130	4	1763	5	.622
1992	Kelly Holcomb	168	92	6	1409	9	.548
1993	Kelly Holcomb	240	133	6	1738	7	.554
1994	Kelly Holcomb	244	146	9	*2,154	15	.598

## Pass Receptions (By Catches)

Year	Player	Caught	Yds	TD
1953	Garnett Rather	9	154	1
1954	Not Available	---	---	---
1955	Travis Akin	17	454	5
1956	Jerry Hurst	8	117	0
1957	Jerry Hurst	12	168	2
1958	Bucky Pitts	13	152	3
1959	Bucky Pitts	20	202	0
1960	Nicky Lynch	7	108	1
1961	George Dykes	24	647	7
1962	George Dykes	17	297	4
1963	George Dykes	21	423	5
1964	Jimbo Pearson	38	394	1
1965	Jerry Smith	*53	*809	*8
1966	Bob Hlodan	36	462	4
1967	Herbert Owenby	32	404	6
	Jamie Jamison	32	382	3
1968	Tim Kalthoff	27	343	2
1969	David Stewart	25	390	2
1970	Mike Finney	13	219	2
1971	David Stewart	20	254	0
1972	David Stewart	35	464	1
1973	Mike Finney	41	497	2
1974	Ed Skinner	12	161	1
	Dwaine Copeland	12	81	0
1975	Anthony Williams	32	434	3
1976	Jeff Shockley	28	433	5
1977	Jeff Shockley	25	371	1
1978	Gary McCroskey	19	195	1
1979	Bruce Bryant	34	412	3
1980	Sammy Bryant	28	244	1
1981	Marshan Jolly	19	246	0
1982	David Little	15	239	2
	Marshan Jolly	15	209	2
1983	Marshan Jolly	39	613	4
1984	Ray Palhegyi	27	305	1
1985	Robert Alford	20	396	4
1986	Tony Burse	27	266	0
1987	Mike Pittman	18	316	2
	Gerald Anderson	18	96	1
1988	Mike Gordon	20	333	2
1989	Kenny Donaldson	26	490	3
1990	Steve Dark	30	293	0
1991	Steve Dark	36	388	0

Year	Player	Caught	Yds	TD
1992	Vince Parks	25	497	3
1993	Dennis Mimms	44	555	1
1994	Cory Simpson	35	704	8

### Punting

Year	Player	No	Yds	Avg
1953	Bobby Young	24	966	40.3
1954	Not Available	---	---	---
1955	Francis Reynolds	18	634	35.2
1956	Sid Corban	37	1369	37.0
1957	Bobby Tillman	17	671	39.5
1958	Bob Hallum	26	900	34.6
1959	Whit Watson	15	459	33.0
1960	Jerry Pearson	20	716	35.8
1961	Frank Halliburton	33	1282	38.8
1962	Bob Kerr	36	1249	34.7
1963	Frank Halliburton	50	1737	34.7
1964	Billy Walker	55	1803	32.8
1965	Billy Walker	50	1846	36.9
1966	Billy Walker	53	1942	36.6
1967	Billy Walker	33	1324	40.1
1968	Ron Taylor	64	2631	41.1
1969	Ron Taylor	75	2835	37.8
1970	Ron Taylor	77	2904	37.8
1971	Mike Shawen	74	2847	38.5
1972	Mike Shawen	58	2304	39.7
1973	Mike Shawen	73	3076	42.1
1974	Mike Shawen	62	2720	*43.9
1975	M. A. Robinson	72	2542	35.3
1976	Randy Saunders	43	1722	40.0
1977	Randy Saunders	53	2154	40.6
1978	Randy Saunders	79	*3060	39.4
1979	Bill Ming	61	2182	35.8
1980	Glenn Heath	62	2260	36.5
1981	Jimmy Merryman	*82	2850	34.8
1982	Jimmy Merryman	68	2466	37.1
1983	Mark Morrison	52	1914	36.8
1984	Mark Morrison	55	2236	40.7
1985	Mark Morrison	44	1756	39.3
1986	Mark Morrison	58	2449	42.2
1987	Chuck Daniel	59	2253	39.9
1988	Chuck Daniel	58	2232	38.5
1989	Chuck Daniel	61	2413	39.6
1990	Chuck Daniel	43	1730	40.2
1991	Joel Alsobrook	37	1431	38.7
1992	Joel Alsobrook	43	1580	36.7
1993	Garth Petrilli	45	1728	38.4
1994	Brandon Thomas	32	1298	40.6

### Scoring

Year	Player	TD	PAT			FG	Pts
			K	R	P		
1947	Bill Nesbitt	-	-	-	-	-	54
1948	Not Available	-	-	-	-	-	-
1949	Not Available	-	-	-	-	-	-
1950	Not Available	-	-	-	-	-	-
1951	Bobby Young	-	-	-	-	-	78
1952	Not Available	-	-	-	-	-	-
1953	Bobby Young	9	17-	-	-	-	71
1954	Not Available	-	-	-	-	-	-
1955	Travis Akin	7	-	-	-	-	42
1956	Buck Rolman	7	-	-	-	-	42
1957	Bob Hallum	8	5-12	-	-	1-1	56
1958	Bob Hallum	7	2-4	-	-	-	44
1959	Ray Purvis	9	-	1-1	1-1	-	58
1960	Jerry Pearson	3	-	-	-	-	18
	Larry Puryear	3	-	-	-	-	18
1961	George Dykes	7	-	-	1-1	-	44
1962	George Dykes	4	-	-	1-1	-	26
	Jim Harvey	4	-	1-1	-	-	26
1963	David Petty	6	-	-	-	-	36
1964	Herbert Owenby	4	-	-	-	-	24
	David Petty	4	-	-	-	-	24
1965	Jerry Smith	8	-	-	1-1	-	50
1966	Larry Mathews	5	-	-	-	-	30
1967	Larry Mathews	9	-	-	-	-	54
1968	Taylor Edwards	8	-	-	-	-	48

Year	Player	TD	PAT			FG	Pts
			K	R	P		
1969	Reuben Justice	5	-	-	-	-	30
1970	Archie Arrington	-	18-19	-	-	5-14	33
1971	Kenny Nolan	-	18-18	-	-	11-17	51
1972	Melvin Daniels	8	-	-	-	-	48
1973	Dwayne Copeland	8	-	1-1	-	-	50
1974	Archie Arrington	-	17-18	-	-	8-10	41
1975	Mike Moore	7	-	1-1	-	-	44
1976	Mike Moore	9	-	-	-	-	54
1977	Mike Moore	9	-	-	-	-	54
1978	Robbie Rogers	5	-	-	1-1	-	32
1979	Kolas Elion	5	-	-	1-1	-	32
1980	Gerald Robinson	-	8-9	-	-	5-11	23
1981	Kelly Potter	-	15-15	-	-	13-15	54
1982	Kelly Potter	-	26-26	-	-	13*27	65
1983	Kelly Potter	-	32-34	-	-	12-16	68
1984	Kelly Potter	-	32-34	-	-	14-20	74
1985	Dwight Stone	13	-	-	-	-	78
1986	Dwight Stone	13	-	-	-	-	78
1987	Gerald Anderson	12	-	-	-	-	72
1988	Joe Campbell	9	-	-	-	-	54
1989	Joe Lisle	-	29-30	-	-	14-17	71
1990	Matt Crews	-	38-40	-	-	*17-24	89
1991	Joe Campbell	14	-	-	-	-	84
	Walter Dunson	14	-	-	-	-	84
1992	Walter Dunson	13	-	-	-	-	78
1993	Kippy Bayless	*17	-	1-0	-	-	*104
1994	Kippy Bayless	15	-	-	-	-	90

### Total Offense

Year	Player	Plays	Rush	Pass	Total
1949	Maxie Runion	---	710	180	890
1950	Not Available	---	---	---	---
1951	Bobby Young	---	921	---	921
1952	John Raymond Smith	---	---	---	909
1953	Bobby Young	201	1082	83	1165
1954	Not Available	---	---	---	---
1955	Francis Reynolds	129	11	757	768
1956	Tillman Harris	83	571	---	571
1957	Bob Hallum	184	460	551	1011
1958	Bob Hallum	170	373	301	674
1959	Ray Purvis	68	583	7	590
1960	Terry Bailey	97	87	427	514
1961	Terry Bailey	108	115	796	911
1962	Teddy Morris	127	61	726	787
1963	Teddy Morris	210	64	1325	1389
1964	Teddy Morris	281	458	999	1457
1965	Teddy Morris	300	184	1749	1933
1966	Billy Walker	310	-8	1351	1343
1967	Billy Walker	*389	104	1856	1960
1968	Dickie Thomas	365	162	1619	1781
1969	Bill Griffith	314	-43	1382	1339
1970	Reuben Justice	232	878	42	920
1971	Melvin Daniels	228	402	585	987
1972	Fred Rohrdanz	181	-18	981	963
1973	Tommy Beaver	193	39	575	614
1974	Fred Rohrdanz	169	131	485	616
1975	M. A. Robinson	311	-18	1117	1099
1976	Mike Moore	251	1188	62	1250
1977	Mike Robinson	265	86	911	997
1978	Duane West	221	-23	549	526
1979	Brown Sanford	308	-88	1474	1386
1980	Brown Sanford	272	67	894	961
1981	Brown Sanford	254	-68	886	818
1982	Brad Zeitner	162	-30	615	585
1983	Mickey Corwin	262	63	1658	1721
1984	Mickey Corwin	283	-70	1565	1495
1985	Marvin Collier	262	594	1171	1765
1986	Marvin Collier	255	308	1089	1397
1987	Marvin Collier	276	470	923	1393
1988	Marvin Collier	292	280	1051	1331
1989	Phil Ironside	243	-65	1408	1343
1990	Phil Ironside	312	60	1872	1932
1991	Kelly Holcomb	258	10	1763	1773
1992	Kelly Holcomb	204	-192	1409	1217
1993	Kelly Holcomb	300	19	1738	1757
1994	Kelly Holcomb	312	97	*2154	*2251

# Blue Raider Statistical Top 10 Single Game

## Rushing

Player, Opponent, Date	Att.	Yds.	TDs
1. Vince Hall vs. Morehead St., 9/22/84	35	250	0
2. Joe Campbell vs. Morehead St., 10/27/90	16	235	2
3. Ricky Martin vs. Murray St., 11/10/90	24	229	3
4. Walter Dunson vs. UT-Martin, 11/7/92	31	244	2
5. Vince Hall vs. Indiana St., 12/1/84	29	223	1
6. Mike Moore vs. East Tenn., 10/13/76	27	219	1
7. Ricky Martin vs. Tenn. Tech, 11/17/90	24	215	2
8. Gerald Andeson vs. Youngstown St., 11/2/85	31	214	1
9. Mike Moore vs. Western Carolina, 11/1/75	28	212	2
10. Joe Campbell vs. Western Ky., 9/22/90	35	205	2

## Passing

Player, Opponent, Date	Comp.	Att.	Yds	TD
1. Billy Walker vs. UT-Martin, 10/28/67	29	44	346	5
2. Kelly Holcomb vs. James Madison, 9/10/94	23	46	341	1
3. Phil Ironside vs. UT-Chattanooga, 9/29/90	27	43	339	3
4. Kelly Holcomb vs. Eastern Ky., 11/13/93	25	42	336	1
5. Kelly Holcomb vs. Jacksonville St., 10/29/94	21	23	313	2
6. Mickey Corwin vs. Western Ky., 11/3/84	21	28	300	4
7. Kelly Holcomb vs. Eastern Ky., 10/17/92	16	25	291	4
8. Brown Sanford vs. Austin Peay, 10/27/79	21	31	291	1
9. Teddy Morris vs. East Tenn., 11/13/65	N/A	N/A	274	N/A
10. Phil Ironside vs. Austin Peay, 10/20/90	15	24	270	3

## Total Offense

Player, Opponent, Date	Att	Rush	Pass	Total
1. Kelly Holcomb vs. James Madison, 9/10/94	53	28	341	369
2. Kelly Holcomb vs. Eastern Ky., 11/13/93	47	22	336	358
3. Billy Walker vs. UT-Martin, 10/28/67	52	6	346	352
4. Kelly Holcomb vs. Jacksonville St., 10/29/94	32	23	313	336
5. Phil Ironside vs. UT-Chattanooga, 9/29/80	52	-17	339	322
6. Kelly Holcomb vs. Eastern Ky., 10/17/92	27	4	291	295
7. Mickey Corwin vs. Western Ky., 11/3/84	32	-16	300	284
8. Phil Ironside vs. Austin Peay, 10/20/90	29	10	270	280
9. Brown Sanford vs. Austin Peay, 10/27/79	47	-14	291	277
10. Fred Rohrdanz vs. Morehead St., 9/22/75	49	67	199	266

## Receiving (Ranked by Catches)

Player, Opponent, Date	Att.	Yds.	TDs
1. Jerry Smith vs. East Tenn., 11/13/65	11	152	2
1. Dennis Mimms vs. Eastern Ky., 11/13/93	11	151	0
3. Ray Palhegyi vs. Western Ky., 11/3/84	10	120	1
4. Steve Dark vs. Eastern Ky., 12/7/91	9	110	1
4. Dennis Mimms vs. Tulsa, 10/30/93	9	60	0
5. Cory Simpson vs. James Madison, 9/10/94	8	162	1
5. Marshan Jolly vs. UT-Martin, 9/17/83	8	116	0
5. Kenny Donaldson vs. Western Ky., 9/16/90	8	100	0
5. Mike Finney vs. Ball St., 10/28/72	8	88	0
5. Curt Watkins vs. Eastern Ky., 12/7/91	8	78	1
5. Sammy Bryant vs. Tenn. Tech, 11/22/80	8	68	1
5. Steve Dark vs. Florida St., 10/19/91	8	65	0
5. Joe Campbell vs. Murray St., 11/12/88	8	59	0

## Receiving (Ranked by Yards Gained)

Player, Opponent, Date	No.	Yds.	TDs
1. Robert Alford vs. Tennessee St., 9/5/87	6	168	1
2. Cory Simpson vs. James Madison, 9/10/94	8	162	1
3. Jerry Smith vs. East Tenn., 11/13/65	11	152	2
4. Dennis Mimms vs. Eastern Ky., 11/13/93	11	151	0
5. Marshan Jolly vs. Savannah St., 9/3/83	5	132	2
6. Randall Miller vs. Western Ky., 11/4/72	3	128	2
7. Cory Simpson vs. Morehead St., 10/15/94	3	121	3
8. Ray Palhegyi vs. Western Kentucky, 11/3/84	10	120	1
9. Vince Hall vs. Eastern Kentucky, 10/9/82	3	118	1
10. Cory Simpson vs. Morehead St., 10/16/93	7	117	0

## Punts (Minimum of 4 Attempts)


Player, Opponent, Date	No.	Yds	Avg.
1. Mike Shawen vs. Ball St., 11/2/74	4	216	54.0
2. Mike Shawen vs. Austin Peay, 10/20/73	4	205	51.3
3. Mike Shawen vs. Western Ky., 11/2/73	5	253	50.3
4. Chuck Daniel vs. Ga. Southern, 12/2/89	5	246	49.2
5. Mark Morrison vs. Ga. Southern, 11/10/84	4	195	48.8
6. Mike Shawen vs. Tennessee St., 9/7/74	5	240	48.0
7. Chuck Daniel vs. Murray St., 11/14/87	6	280	46.7
8. Mike Shawen vs. Eastern Ky., 10/6/73	7	324	46.29
9. Mike Shawen vs. UT-Chattanooga, 10/2/71	4	185	46.25
10. Chuck Daniel vs. Tenn. Tech, 11/18/89	6	277	46.16

## Scoring


Player, Opponent, Date	TDs	Pts.
1. Kippy Bayless vs. Austin Peay, 11/6/93	4	24
1. Walter Dunson vs. Murray St., 9/26/92	4	24
1. Walter Dunson vs. Murray St., 9/28/91	4	24
1. Joe Campbell vs. Austin Peay, 10/20/90	4	24
1. Marvin Collier vs. Miss. Valley, 10/10/87	4	24
6. 17 Players tied at	3	18

## Kick Scoring

Player, Opponent, Date	PAT	FG	Pts.
1. Matt Crews vs. Tenn. Tech, 11/17/90	2-2	5-6	17
2. Garth Petrilli vs. Tennessee St., 10/3/93	3-3	4-5	15
3. Garth Petrilli vs. Austin Peay, 11/6/93	5-5	3-3	14
3. Joe Lisle vs. Ga. Southern, 9/24/88	2-2	4-4	14
5. Joe Lisle vs. Tennessee St., 9/5/87	7-7	2-2	13
6. Garth Petrilli vs. Murray St., 9/26/92	9-9	1-2	12
6. Joe Lisle vs. Austin Peay, 10/22/88	3-3	3-4	12
6. Dick Martin vs. Southwest Mo., 10/18/86	3-4	3-3	12
9. 4 Players tied at			11



Walter Dunson



Robert Alford

# Blue Raider Statistical Top 10 Single Season\*

## Rushing

Player, Season	Att.	Yds.	TDs
1. Vince Hall, 1984	260	1,439	5
2. Kippy Bayless, 1994	268	1,346	15
3. Mike Moore, 1975	212	1,247	7
4. Kippy Bayless, 1993	198	1,214	15
5. Mike Moore, 1976	249	1,188	9
6. Joe Campbell, 1990	151	1,136	13
7. Joe Campbell, 1991	198	1,121	14
8. Bobby Young, 1953	186	1,082	8
9. Gerald Anderson, 1985	182	1,062	12
10. Dwight Stone, 1986	219	1,026	13

## Passing

Player, Season	Comp.	Att.	Yds	TD
1. Kelly Holcomb, 1994	146	244	2,125	15
2. Phil Ironside, 1990	140	231	1,872	8
3. Billy Walker, 1967	152	288	1,856	15
4. Kelly Holcomb, 1991	130	209	1,763	5
5. Kelly Holcomb, 1993	133	240	1,738	7
6. Teddy Morris, 1965	108	211	1,749	16
7. Mickey Corwin, 1983	117	202	1,658	12
8. Dickie Thomas, 1968	123	255	1,619	7
9. Mickey Corwin, 1984	120	196	1,565	21
10. Brown Sanford, 1979	102	211	1,474	9

## Total Offense

Player, Season	Att	Rush	Pass	Total
1. Kelly Holcomb, 1994	312	97	2,154	2,251
2. Billy Walker, 1967	389	104	1,856	1,960
3. Teddy Morris, 1965	184	300	1,749	1,933
4. Phil Ironside, 1990	312	60	1,872	1,932
5. Dickie Thomas, 1968	365	162	1,619	1,781
6. Kelly Holcomb, 1991	258	10	1,763	1,773
7. Kelly Holcomb, 1993	300	19	1,738	1,757
8. Marvin Collier, 1985	262	594	1,171	1,765
9. Mickey Corwin, 1983	262	63	1,658	1,721
10. Mickey Corwin, 1984	283	-70	1,565	1,495

## Receiving (Ranked by Catches)

Player, Season	Att.	Yds.	TDs
1. Jerry Smith, 1965	53	809	8
2. Dennis Mimms, 1993	44	555	1
3. Mike Finney, 1973	41	497	2
4. Jimbo Pearson, 1964	38	394	1
5. Bob Hlodan, 1966	36	462	4
6. Steve Dark, 1991	36	388	0
7. Cory Simpson, 1994	35	704	8
8. David Stewart, 1972	35	464	1
9. Bruce Bryant, 1979	34	412	3
10. Anthony Williams, 1975	32	434	3
10. Herbert Owenby, 1967	32	404	6
10. Jamie Jamison, 1967	32	382	3

## Receiving (Ranked by Yards Gained)

Player, Season	No.	Yds.	TDs
1. Jerry Smith, 1965	53	809	8
2. Cory Simpson, 1994	35	704	8
3. George Dykes, 1961	24	647	7
4. Marshan Jolly, 1983	39	613	4
5. Dennis Mimms, 1993	44	555	1
6. Cory Simpson, 1993	30	509	4
7. Mike Finney, 1973	41	497	2
7. Vince Parks, 1992	25	497	3
9. Kenny Donaldson, 1989	26	490	3
10. David Stewart, 1972	35	464	1


## Punts

Player, Season	No.	Yds	Avg.
1. Mike Shawen, 1974	62	2,720	43.9
2. Mark Morrison, 1986	58	2,449	42.2
3. Mike Shawen, 1973	73	3,076	42.1
4. Ron Taylor, 1968	64	2,631	41.1
5. Mark Morrison, 1984	55	2,236	40.7
6. Randy Saunders, 1977	53	2,154	40.6
7. Bobby Young, 1953	24	966	40.3
8. Chuck Daniel, 1990	43	1,730	40.2
9. Billy Walker, 1967	33	1,324	40.1
10. Randy Saunders, 1976	43	1,722	40.0


## Scoring

Player, Season	TD	PAT	FG	Pts.
1. Kippy Bayless, 1993	17	1-1	---	104
2. Kippy Bayless, 1994	15	---	---	90
3. Matt Crews, 1990	---	38-40	17-24	89
4. Joe Campbell, 1991	14	---	---	84
4. Walter Dunson, 1991	14	---	---	84
6. Garth Petrilli, 1994	---	40-42	13-18	79
7. Bobby Young, 1951	N/A	N/A	---	78
7. Dwight Stone, 1985	13	---	---	78
7. Dwight Stone, 1986	13	---	---	78
7. Walter Dunson, 1992	13	---	---	78

\*Does NOT include post-season play



Marshan Jolly



Matt Crews

# Blue Raider Statistical Top 10 Career\*

## Rushing

Player (Seasons)	G	Att.	Yds.	TDs
1. Joe Campbell ('88, '89, '90, '91)	43	638	3,823	44
2. Mike Moore ('74, '75, '76, '77)	N/A	807	3,678	24
3. Kippy Bayless ('91, '92, '93, '94)	44	599	3,286	38
4. Vince Hall ('81, '82, '83, '84)	35	533	3,075	18
5. Gerald Anderson ('84, '85, '86, '87)	41	545	2,862	29
6. Bobby Young ('51, '52, '53)	N/A	N/A	2,524	N/A
7. Ricky Martin ('87, '88, '89, '90)	40	294	1,760	23
8. Walter Dunson ('90, '91, '92)	29	244	1,706	27
9. Wade Johnson ('87, '88, '89, '90)	44	325	1,690	12
10. Reuben Justice ('69, '70, '71)	N/A	457	1,688	18

## Passing

Player (Seasons)	G	Comp	Att	Yds	TD
1. Kelly Holcomb ('91, '92, '93, '94)	43	501	861	7,064	36
2. Teddy Morris ('62, '63, '64, '65)	N/A	326	587	4,799	41
3. Marvin Collier ('85, '86, '87, '88)	41	292	594	4,234	29
4. Billy Walker ('64, '65, '66, '67)	N/A	286	549	3,664	30
5. Phil Ironside ('88, '89, '90)	28	258	447	3,533	20
6. Brown Sanford ('79, '80, '81, '82)	29	242	534	3,302	16
7. Mike Robinson ('74, '75, '76, '77)	N/A	228	537	3,281	19
8. Mickey Corwin ('83, '84)	21	237	398	3,223	33
9. Fred Rohrdanz ('71, '72, '73, '74)	N/A	136	328	1,901	10
10. Dickie Thomas ('66, '67, '68)	N/A	132	282	1,788	8

## Total Offense

Player, Seasons	G	Att	Rush	Pass	Total
1. Kelly Holcomb ('91, '92, '93, '94)	43	714	-66	7,064	6,998
2. Marvin Collier ('84, '85, '86, '87)	41	1,085	1,652	4,234	5,886
3. Teddy Morris ('62, '63, '64, '65)	N/A	918	767	4,799	5,566
4. Joe Campbell ('88, '89, '90, '91)	43	642	3,823	92	3,915
5. Billy Walker ('64, '65, '66, '67)	N/A	818	190	3,664	3,854
6. Mike Moore ('74, '75, '76, '77)	N/A	809	3,678	62	3,740
7. Phil Ironside ('88, '89, '90)	28	599	-1	3,533	3,532
8. Mike Robinson ('74, '75, '76, '77)	N/A	888	151	3,281	3,432
9. Mickey Corwin ('83, '84)	21	545	-7	3,223	3,216
10. Brown Sanford ('79, '80, '81, '83)	29	837	-99	3,302	3,203

## Receiving (Ranked by Catches)

Player, Seasons	G	Att.	Yds.	TDs
1. Herbert Owenby ('64, '65, '66, '67)	N/A	110	1,757	21
2. David Stewart ('69, '70, '71, '72)	N/A	87	1,190	3
3. Jamie Jamison ('66, '67, '68, '69)	N/A	82	993	7
4. Vince Parks ('88, '89, '90, '91, '92)	46	81	1,558	13
5. Steve Dark ('88, '90, '91, '92)	43	80	884	1
6. Dennis Mimms ('92, '93, '94)	33	78	1,055	5
7. Mike Finney ('70, '71, '72, '73)	N/A	77	1,007	6
8. Marshan Jolly ('81, '82, '83)	32	73	1,068	6
9. Jimbo Pearson ('60, '61, '63, '64)	N/A	72	729	4
10. Bob Hlodan ('64, '65, '66)	N/A	71	931	5

## Receiving (Ranked by Yards Gained)

Player, Seasons	G	No.	Yds.	TDs
1. Herbert Owenby ('64, '65, '66, '67)	N/A	110	1,757	21
2. Vince Parks ('88, '89, '90, '91, '92)	46	81	1,558	13
3. George Dykes ('61, '62, '63)	N/A	62	1,367	13
4. Cory Simpson ('92, '93, '94)	32	66	1,239	12
5. Mike Pittman ('84, '85, '86, '87)	43	70	1,202	13
6. David Stewart ('69, '70, '71, '72)	N/A	87	1,190	3
7. Marshan Jolly ('81, '82, '83)	32	73	1,068	6
8. Dennis Mimms ('92, '93, '94)	33	78	1,055	5
9. Robert Alford ('85, '86, '87)	29	49	1,013	9
10. Mike Finney ('70, '71, '72, '73)	N/A	77	1,007	6


## Punts

Player, Seasons	G	No.	Yds	Avg.
1. Mike Shaven ('71, '72, '73, '74)	N/A	267	10,947	41.0
2. Mark Morrison ('83, '84, '85, '86)	43	209	8,356	40.0
3. Randy Saunders ('76, '77, '78)	N/A	175	6,936	39.6
4. Chuck Daniel ('87, '88, '89, '90)	44	221	8,728	39.5
5. Ron Taylor ('68, '69, '70)	N/A	216	8,370	38.8
6. Joel Alsobrook ('91, '92)	21	80	3,011	37.6
7. Sid Corban ('55, '56)	N/A	53	1,930	36.4
8. Frank Halliburton ('61, '63)	N/A	83	3,019	36.4
9. Billy Walker ('64, '65, '66, '67)	N/A	191	6,915	36.2
10. Jimmy Merryman ('81, '82)	22	150	5,316	35.4


## Scoring

Player, Seasons	G	TD	K	R	P	FG	Pts.
1. Garth Petrilli ('91, '92, '93, '94)	44	---	166-170	---	---	38-60	280
2. Joe Campbell ('88, '89, '90, '91)	43	45	---	---	1-1	---	272
3. Kelly Potter ('81, '82, '83, '84)	43	---	105-109	---	---	52-78	261
4. Kippy Bayless ('91, '92, '93, '94)	44	43	---	---	1-0	---	260
5. Bobby Young ('51, '52, '53)	N/A	N/A	N/A	N/A	N/A	N/A	191
6. G. Anderson ('84, '85, '86, '87)	41	30	---	---	---	---	180
7. Joe Lisle ('87, '88, '89)	33	---	71-74	---	---	35-52	176
8. Walter Dunson ('90, '91, '92)	29	28	---	---	---	---	168
9. Dwight Stone ('85, '86)	22	26	---	---	---	---	156
10. Mike Moore ('74, '75, '76, '77)	N/A	25	---	1-1	---	---	152

\*Does NOT include post-season play



Kelly Holcomb

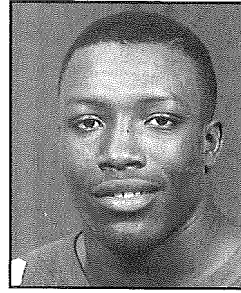


Garth Petrilli


# Individual Top Games: Rushing and Passing

## 200 or More Yards Rushing

Player, Years	No. 200-Yd. Games	Yardages
Vince Hall, 1982-84	3	250, 223, 200
Mike Moore, 1974-77	3	219, 212, 202
Joe Campbell, 1988-91	2	205, 202
Ricky Martin, 1987-90	2	229, 215
Walter Dunson, 1990-92	1	224
Gerald Anderson, 1984-87	1	214
Dwaine Copeland, 1973	1	200




Vince Hall




Mike Moore

## 100 or More Yards Rushing

Player, Years	No. 100-Yd. Games	Yardages
Joe Campbell, 1988-91	17	235, 205, 202, 195, 177, 163, 153, 150, 146, 143, 136, 119, 114, 106, 105, 102, 101
Vince Hall, 1982-84	17	250, 223, 200, 197, 178, 170, 168, 164, 159, 150, 135, 131, 130, 128, 125, 110, 106
Kippy Bayless, 1991-94	16	135, 157, 145, 126, 100, 190, 123, 109, 138, 100, 137, 165, 153, 156, 157, 182
Mike Moore, 1974-77	13	219, 212, 202, 194, 165, 146, 136, 130, 124, 116, 114, 106, 101
Gerald Anderson, 1984-87	12	214, 154, 154, 145, 137, 136, 129, 123, 120, 118, 114, 113
Reuben Justice, 1969-72	8	146, 143, 138, 172, 123, 114, 103, 101
Dwight Stone, 1985-86	7	181, 159, 149, 139, 198, 106, 104
Walter Dunson, 1990-92	6	224, 187, 164, 152, 144, 102
Brigham Lyons, 1992-93	5	188, 144, 136, 111, 107
Ricky Martin, 1987-90	4	229, 215, 131, 119
Marvin Collier, 1985-88	4	172, 152, 127, 115
Dwaine Copeland, 1973	4	200, 142, 120, 106
Wade Johnson, 1987-90	3	132, 111, 100
Kevin Baker, 1982-85	3	170, 110, 108
Bobby Joe Easter, 1974-75	3	177, 137, 132
Chris Bryan, 1972-73	2	149, 106
Joe Pelt, 1971-72	2	142, 117
Paul Carter, 1979	1	125
David Fritts, 1972-73, 1975	1	123
Mel Daniels, 1970-73	1	136
John Blankenship, 1969-72	1	110
Gene Carney, 1967-69	1	123




Joe Campbell



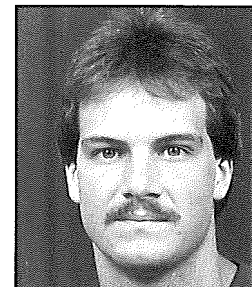
Kippy Bayless

## 200 or More Yards Passing

Player, Years	No. 200-Yd. Games	Yardages
Kelly Holcomb, 1991-'94	8	291, 226, 217, 336, 341, 257, 313, 250
Phil Ironside, 1988-90	4	339, 270, 215, 211
Brown Sanford, 1979-81	3	291, 241, 210
Marvin Collier, 1985-88	2	230, 204
Mickey Corwin, 1983-84	2	300, 213
Bill Griffith, 1969	1	200
Billy Walker, 1964-67	1	346
Teddy Morris, 1962-65	1	274



Phil Ironside



Mickey Corwin

\*Current Player

# 1994 Statistics

(Regular Season Only)

Overall: 8-3-1 (4-1-1 Home, 4-2-0 Road, 0-0-0 Neutral)

Ohio Valley Conference: 7-1-0 (3-1-0 Home, 4-0-0 Road, 0-0-0 Neutral)

(Returning Players in Bold Face Type)

## TEAM

	MTSU	OPP
FIRST DOWNS .....	227	178
Rushing .....	113	96
Passing .....	93	71
Penalty .....	21	11
RUSHING Attempts .....	496	454
Yards Gained .....	2404	2125
Yards Lost .....	252	244
Net Yards .....	2152	1881
Yds/Rush .....	4.3	4.1
Yds/Game .....	195.6	171.0
TDs .....	29	17
PASSING Attempts .....	256	271
Completions .....	153	113
Had Intercepted .....	12	16
Yards .....	2271	1525
Yds/Completion .....	14.9	13.5
Yds/Game .....	206.5	138.6
TDs .....	17	5
TOTAL OFFENSE Plays .....	752	725
Yards .....	4423	3406
Yds/Play .....	5.9	4.7
Yds/Game .....	402.1	309.6
PUNTS .....	40	62
Yards .....	1553	2044
Average .....	38.8	33.0
Had Blocked .....	2	2
PUNT RETURNS .....	25	19
Yards .....	165	246
Average .....	6.6	12.9
TDs .....	0	0
INTERCEPTION RETURNS .....	16	12
Yards .....	268	93
Average .....	16.8	7.8
TDs .....	3	0
KICKOFF RETURNS .....	33	50
Yards .....	716	1011
Average .....	21.7	20.2
TDs .....	0	0
FUMBLES .....	19	21
Lost .....	12	14
PENALTIES .....	79	95
Yards .....	706	736
SCORING .....	387	180
TDs .....	50	23
PATs (1-Pt.) .....	44-46	21-22
PATs (2-Pt.) .....	2-4	0-1
PAT Returns .....	0-0	0-0
FGs .....	13-18	7-12
Safeties .....	0	1
Pts/Game .....	35.2	16.4

### Score by Quarters

	1st	2nd	3rd	4th	Total
MTSU	106	77	69	102	354
OPP	17	83	80	55	235

### Third-Down Conversions Time of Possession

	3rd Down	Time of Possession
MTSU	46-127	.362 333:23
OPP	65-151	.430 326:37

## INDIVIDUAL

Player	G	Rushing						Avg/R/G
		Att	Gn	Los	Net	TD	Lng	
Kippy BAYLESS	11	268	1391	45	1346	15	45	5.0/122.4
Brigham LYONS	11	48	292	7	285	1	42	5.9/25.9
Lebrian MCGILL	8	39	201	1	200	1	17	5.1/25.0
Kelly HOLCOMB	11	68	263	166	97	3	34	1.4/8.8
Robbie ROBERTS	9	29	86	2	84	6	14	2.9/9.3
Mike THOMAS	7	11	81	3	78	1	35	7.1/11.1
Reggie PARKS	4	10	30	0	30	1	7	3.0/7.5
Rodney SHELTON	7	9	29	0	29	1	7	3.2/4.1
Robert FEISLER	1	1	4	0	4	0	4	4.0/4.0
Brian DAVIS	3	13	27	28	-1	0	6	---/0.3
<b>Totals</b>	11	496	2404	252	2152	29	45	4.3/195.6

### Passing

Player	G	Com-Att	Pct	Yds	Com/Game	TD	Lg	Com/G
HOLCOMB	11	146-244	.598	2154	14.8/195.8	15	62	13.3
DAVIS	3	4-9	.444	88	22.0/29.3	0	38	1.3
BAYLESS	11	3-3	1.000	29	9.7/2.6	2	15	0.3
<b>Totals</b>	11	153-256	.598	2271	14.8/206.5	17	62	13.9

### Pass Receiving

Player	G	Rec	Yds	Rec/Game	TD	Lng	R/G
Cory SIMPSON	11	35	704	20.1/64.0	8	48	3.2
Dennis MIMMS	11	26	364	14.0/33.1	2	62	2.4
Kippy BAYLESS	11	25	299	12.0/27.2	0	37	2.3
Demetric MOSTILLER	11	24	384	16.0/34.9	5	38	2.2
Rodney SHELTON	7	12	112	9.3/16.0	0	33	1.7
Robbie ROBERTS	9	11	105	9.5/11.7	1	40	1.2
Mike THOMAS	7	6	55	9.2/7.9	0	18	0.9
Corey TEAGUE	11	8	160	20.0/14.5	9	42	0.7
Kelly HOLCOMB	11	2	22	11.0/2.0	1	15	0.2
Toby WALKER	3	1	35	35.0/11.3	0	35	0.3
Lebrian MCGILL	8	1	29	29.0/3.6	0	29	0.1
Brigham LYONS	11	1	2	2.0/0.2	0	2	0.1
<b>Totals</b>	11	152	2271	14.9/206.5	17	62	13.8

### Punting

Player	G	No	Yds	Long	Avg	Inside 20
Brandon THOMAS	9	32	1298	60	40.6	6
Garth PETRILLI	11	6	255	42.5	42.5	2
Team	11	2	0	0	0.0	0
<b>Totals</b>	11	40	1553	60	38.8	8

### Punt Returns

Player	G	No	Yds	TD	Long	Avg
Dennis MIMMS	11	23	152	0	37	6.6
Terrell JOHNSON	6	1	13	0	13	13.0
EricMcBROOM	11	1	0	0	0	0.0
<b>Totals</b>	11	25	165	0	37	6.6

### Total Offense

Player	G	Att	Rush	Pass	Total	Yds/Game
HOLCOMB	11	214	97	2154	2251	204.64
BAYLESS	11	271	1346	29	1375	125.00
DAVIS	3	22	-1	88	87	29.00

### Field Goal Summary

Player	0-29	30-39	40-49	50+	Total	Long
Garth Petrilli	8-8	3-5	2-5	0-0	13-18	46

Kickoff Returns							Scoring							
Player	G	No	Yds	TD	Long	Avg	Player	TD	PAT			FG	Pts	
									K	R	P			Ret
Brigham LYONS	11	21	533	0	50	25.4	Kippy BAYLESS	15	0-0	0-0	0-0	0	0	90
Lebrian MCGILL	8	5	81	0	41	16.2	Garth PETRILLI	0	40-42	0-0	0-0	0	13-18	79
Cory SIMPSON	11	4	60	0	27	15.0	Cory SIMPSON	8	0-0	0-0	0-0	0	0	48
Mike THOMAS	7	1	31	0	31	31.0	Robbie ROBERTS	7	0-0	0-0	0-0	0	0	42
Rodney SHELTON	7	1	11	0	11	11.0	Demetric MOSTILLER	5	0-0	0-0	0-0	0	0	30
D. MOSTILLER	11	1	0	0	0	0.0	Kelly HOLCOMB	4	0-0	1-1	0-3	0	0	26
<b>Totals</b>	<b>11</b>	<b>33</b>	<b>716</b>	<b>0</b>	<b>50</b>	<b>21.7</b>	Dennis MIMMS	2	0-0	0-0	0-0	0	0	12
							Markee TATE	2	0-0	0-0	0-0	0	0	12
							Rodney SHELTON	1	0-0	0-0	1-0	0	0	8
							Brigham LYONS	1	0-0	0-0	0-0	0	0	6
							Lebrian MCGILL	1	0-0	0-0	0-0	0	0	6
							Reggie PARKS	1	0-0	0-0	0-0	0	0	6
							Sean LUCKETT	1	0-0	0-0	0-0	0	0	6
							N. CLAYBROOKS	1	0-0	0-0	0-0	0	0	6
							Mike THOMAS	1	0-0	0-0	0-0	0	0	6
							Mark SADLER	0	4-4	0-0	0-0	0	0	4
							<b>Totals</b>	<b>50</b>	<b>44-46</b>	<b>1-1</b>	<b>1-3</b>	<b>0</b>	<b>0</b>	<b>387</b>

### Interception Returns

Player	G	No	Yds	TD	Long	I/G
Markee TATE	11	4	100	2	40	0.4
Christopher SNORTON	11	4	73	0	29	0.4
Nathaniel CLAYBROOKS	11	2	53	0	38	0.2
Sean LUCKETT	11	2	44	1	43	0.2
Eric MCBROOM	11	2	3	0	3	0.2
Jeremy PRUITT	10	2	-5	0	-5	0.2
<b>Totals</b>	<b>11</b>	<b>16</b>	<b>268</b>	<b>3</b>	<b>43</b>	<b>1.5</b>

### Defensive Statistics

Player	G	T	A	Hits	CF	RF-Yds	PBU	TFL-Yds	Sacks-Yds	Int	Bk
Nathaniel CLAYBROOKS	11	52	66	118	0	3-0	2	4.0-14	1.0-6	2	0
Eric MCBROOM	11	52	22	74	0	0-0	10	1.0-3	0.0-0	2	0
Kris WHITE11	33	33	66	0	0-0	1	5.0-22	3.0-19	0	0	0
Anthony McCORD	11	28	22	50	0	1-0	1	8.0-47	5.0-27	0	0
Mike ELLIES	10	23	21	44	1	1-0	0	2.0-14	1.0-9	0	0
Woody MURPHY	10	27	15	42	0	0-0	0	5.0-29	3.0-23	0	0
Sean LUCKETT	11	24	18	42	0	0-0	1	6.0-30	3.0-24	2	0
Rick HOLLIDAY	11	19	17	36	2	5-0	1	3.0-6	0.0-0	0	1
Markee TATE	11	19	16	35	1	0-0	6	1.0-3	0.0-0	4	0
Christopher SNORTON	11	27	5	32	0	0-0	4	1.0-5	0.0-0	4	0
Jeremy PRUITT	10	16	9	25	0	1-0	0	0.0-0	0.0-0	2	0
Chip LOCKHART	5	11	9	20	0	0-0	0	3.0-15	1.0-6	0	0
Trent YOUNG	8	8	10	18	0	0-0	1	4.0-11	1.0-6	0	0
Jeff LEE	9	9	6	15	0	0-0	1	2.0-4	1.0-2	0	0
Antonio SMITH	8	11	3	14	0	0-0	2	1.0-1	0.0-0	0	0
Brian YORSTON	5	7	7	14	0	1-0	1	1.0-2	1.0-2	0	0
Terrell JOHNSON	6	7	6	13	1	0-0	0	2.0-8	1.0-7	0	1
Kennith HIGHSMITH	7	7	5	12	0	0-0	0	0.0-0	0.0-0	0	0
T. J. GENTLE	6	8	3	11	0	0-0	1	1.0-2	0.0-0	0	0
Shawn KELLEY	7	8	2	10	0	0-0	0	0.0-0	0.0-0	0	0
Vince AKRIDGE	4	7	2	9	0	0-0	0	1.0-9	1.0-9	0	0
Tim TATE	6	4	5	9	0	1-0	0	0.0-0	0.0-0	0	0
Jay MOORE	5	6	2	8	0	0-0	0	1.0-1	0.0-0	0	0
Brigham LYONS	11	5	1	6	0	0-0	0	0.0-0	0.0-0	0	0
Anthony HICKS	1	4	2	6	0	0-0	0	1.0-4	0.0-0	0	0
Mike THOMAS	7	4	2	6	0	0-0	0	0.0-0	0.0-0	0	0
Toby WALKER	3	2	4	6	0	0-0	0	0.0-0	0.0-0	0	0
Rodney SHELTON	7	4	1	5	0	0-0	0	0.0-0	0.0-0	0	0
Garth PETRILLI	11	2	0	2	0	0-0	0	0.0-0	0.0-0	0	0
Kippy BAYLESS	11	1	1	2	0	0-0	0	0.0-0	0.0-0	0	0
Greg PATTERSON	1	1	1	2	0	0-0	0	0.0-0	0.0-0	0	0
Mark SADLER	4	1	1	2	0	0-0	0	0.0-0	0.0-0	0	0
Jayne DUARTE	1	1	1	2	0	0-0	1	0.0-0	0.0-0	0	0
Lebrian MCGILL	8	0	2	2	0	0-0	0	0.0-0	0.0-0	0	0
Robbie ROBERTS	9	0	2	2	0	0-0	0	0.0-0	0.0-0	0	0
Kelly HOLCOMB	11	1	0	1	0	0-0	0	0.0-0	0.0-0	0	0
Demetric MOSTILLER	11	1	0	1	0	0-0	0	0.0-0	0.0-0	0	0
Scott BAKER	1	1	0	1	0	0-0	0	0.0-0	0.0-0	0	0
Greg HARPER	1	1	0	1	0	0-0	0	0.0-0	0.0-0	0	0
Theron BEAN	11	1	0	1	0	0-0	0	0.0-0	0.0-0	0	0
Reggie UPSHAW	1	0	1	1	0	0-0	0	0.0-0	0.0-0	0	0
Jack TREANTON	1	0	1	1	0	0-0	0	0.0-0	0.0-0	0	0
Brian DAVIS	3	0	0	0	0	1-0	0	0.0-0	0.0-0	0	0
Kelvin GARR	1	0	0	0	0	0-0	1	0.0-0	0.0-0	0	0
<b>Totals</b>	<b>11</b>	<b>443</b>	<b>324</b>	<b>767</b>	<b>5</b>	<b>14-0</b>	<b>34</b>	<b>53.0-230</b>	<b>22.0-140</b>	<b>16</b>	<b>2</b>

# 1994 Statistics

(NCAA Division I-AA Playoff Games Only)

Overall: 0-0-1 (0-0-0 Home, 0-1-0 Road, 0-0-0 Neutral)

(Returning Players in Bold Face Type)

TEAM	MTSU	OPP
FIRST DOWNS .....	16	35
Rushing .....	3	21
Passing .....	12	12
Penalty .....	1	2
RUSHING Attempts .....	27	63
Yards Gained .....	83	317
Yards Lost .....	53	7
Net Yards .....	30	310
Yds/Rush .....	4.3	4.1
Yds/Game .....	30.0	310.0
TDs .....	0	3
PASSING Attempts .....	35	27
Completions .....	15	19
Had Intercepted .....	14	2
Yards .....	229	264
Yds/Completion .....	15.3	13.9
Yds/Game .....	229.0	264.0
TDs .....	2	4
TOTAL OFFENSE Plays .....	62	90
Yards .....	259	574
Yds/Play .....	4.18	6.38
Yds/Game .....	259.0	574.0
PUNTS .....	7	3
Yards .....	273	132
Average .....	39.0	44.0
Had Blocked .....	0	0
PUNT RETURNS .....	1	4
Yards .....	0	8
Average .....	0.0	2.0
TDs .....	0	0
INTERCEPTION RETURNS .....	2	4
Yards .....	29	32
Average .....	14.5	8.0
TDs .....	0	0
KICKOFF RETURNS .....	6	0
Yards .....	108	0
Average .....	18.0	0.0
TDs .....	0	0
FUMBLES .....	2	2
Lost .....	1	1
PENALTIES .....	9	10
Yards .....	78	70
SCORING .....	14	49
TDs .....	2	7
PATs (1-Pt.) .....	2-2	7-7
PATs (2-Pt.) .....	0-0	0-0
PAT Returns .....	0-0	0-0
FGs .....	0-0	0-0
Safeties .....	0	0
Pts/Game .....	14.0	49.0

## Score by Quarters

MTSU	0	7	7	0	--	14
OPP	14	14	7	14	--	49

## Third-Down Conversions Time of Possession

MTSU	3-14	.214	23:01
OPP	8-15	.533	36:59

## INDIVIDUAL

Player	G	Rushing						Avg/R/G
		Att	Gn	Los	Net	TD	Lng	
Kippy BAYLESS	1	13	55	0	55	0	14	4.2/55.0
Brigham LYONS	1	4	21	1	20	0	10	5.0/20.0
Mike THOMAS	1	1	4	0	4	0	4	4.0/4.0
Robbie ROBERTS	1	1	1	0	1	0	1	1.0/1.0
Kelly HOLCOMB	1	8	2	52	-50	0	2	-6.3/50.0
<b>Totals</b>	1	27	83	53	30	0	14	1.1/30.0

## Passing

Player	G	Com-Att-I	Pct	Yds	Com/Game	TD	Lg	Com/G
HOLCOMB	1	15-35-4	.429	229	15.3/229.0	2	32	15.0

## Pass Receiving

Player	G	Rec	Yds		TD	Lng	R/G
			Rec/Game	Yds			
Cory SIMPSON	1	4	79	19.8/79.0	1	32	4.0
Demetric MOSTILLER	1	4	49	12.3/49.0	1	18	4.0
Kippy BAYLESS	1	2	29	14.5/29.0	0	24	2.0
Mike THOMAS	1	2	10	5.0/10.0	0	10	2.0
Brigham LYONS	1	1	31	31.0/31.0	0	31	1.0
Dennis MIMMS	1	1	18	18.0/18.0	0	18	1.0
Toby WALKER	1	1	13	13.0/13.0	0	13	1.0
<b>Totals</b>	1	15	229	15.3/229.0	2	32	15.0

## Punting

Player	G	No	Yds	Long	Avg	Inside 20
Brandon THOMAS	1	7	273	52	39.0	0

## Punt Returns

Player	G	No	Yds	TD	Long	Avg
Dennis MIMMS	1	1	0	0	0	0.0

## Total Offense

Player	G	Att	Rush	Pass	Total	Yds/Game
HOLCOMB	1	43	-50	229	179	179.0

## Interception Returns

Player	G	No	Yds	TD	Long	Avg
Eric McBROOM	1	1	26	0	26	26.0
Sean LUCKETT	1	1	3	0	3	3.0
<b>Totals</b>	1	2	29	0	26	14.5

## Kickoff Returns

Player	G	No	Yds	TD	Long	Avg
Brigham LYONS	1	5	100	0	25	20.0
Shawn KELLEY	1	1	8	0	8	8.0
<b>Totals</b>	1	6	108	0	25	18.0

## Scoring

Player	TD	PAT				FG	Pts
		K	R	P	Ret		
Cory SIMPSON	1	0-0	0-0	0-0	0	0-0	6
Demetric MOSTILLER	1	0-0	0-0	0-0	0	0-0	6
Garth PETRILLI	0	2-2	0-0	0-0	0	0-0	2
<b>Totals</b>	2	2-2	0-0	0-0	0	0-0	14

## Defensive Statistics

Player	G	T	A	Hits	CF	RF-Yds	PBU	TFL-Yds	Sacks-Yds	Int	Bk
Nathaniel CLAYBROOKS	1	15	5	20	0	0-0	0	1.0-1	0.0-0	0	0
Eric McBROOM	1	10	6	16	0	0-0	1	0.0-0	0.0-0	1	0
T. J. GENTLE	1	7	2	9	0	0-0	0	0.0-0	0.0-0	0	0
Vince AKRIDGE	1	6	1	7	0	0-0	0	0.0-0	0.0-0	0	0
Markee TATE	1	4	3	7	0	1-0	0	0.0-0	0.0-0	0	0
Sean LUCKETT	1	3	4	7	0	0-0	1	1.0-1	0.0-0	1	0
Anthony McCORD	1	4	2	6	0	0-0	2	1.0-4	0.0-0	0	0
Jeremy PRUITT	1	4	2	6	0	0-0	0	1.0-3	0.0-0	0	0
Rick HOLLIDAY	1	2	4	6	0	0-0	0	0.0-0	0.0-0	0	0
Kris WHITE1	2	4	6	0	0-0	0	0.0-0	0.0-0	0	0	0
Trent YOUNG	1	1	3	4	0	0-0	0	0.0-0	0.0-0	0	0
Jay MOORE	1	3	0	3	0	0-0	0	0.0-0	0.0-0	0	0
Toby WALKER	1	3	0	3	0	0-0	0	0.0-0	0.0-0	0	0
Mike ELLIES	1	2	1	3	0	0-0	0	0.0-0	0.0-0	0	0
Brian YORSTON	1	2	0	2	0	0-0	0	0.0-0	0.0-0	0	0
Kennith HIGHSMITH	1	2	0	2	0	0-0	0	0.0-0	0.0-0	0	0
Christopher SNORTON	1	1	1	2	0	0-0	0	0.0-0	0.0-0	0	0
Terrell JOHNSON	1	1	1	2	0	0-0	0	0.0-0	0.0-0	0	0
Brigham LYONS	1	1	0	1	0	0-0	0	0.0-0	0.0-0	0	0
Jeff LEE	1	1	0	1	0	0-0	0	1.0-1	0.0-0	0	0
Pat HICKS	1	1	0	1	0	0-0	0	0.0-0	0.0-0	0	0
Kelvin GARR	1	0	1	1	0	0-0	0	0.0-0	0.0-0	0	0
Shawn KELLEY	1	0	0	0	1	0-0	0	0.0-0	0.0-0	0	0
Totals	1	75	40	115	1	1-0	4	5.0-10	0.0-0	2	0

## Blue Raider Sports Network



Veteran sports announcer Dick Palmer (above, right) will bring radio play-by-play accounts of Middle Tennessee's games to Blue Raider fans for the 14th straight season. A 1960 graduate of MTSU, Palmer brings a solid accumulation of talent and experience to the microphone.

From 1971 until his return to Murfreesboro, he was the voice of the Memphis Blues Class AA baseball team, the Memphis Pros (later the Tams) in the American Basketball Association and the Memphis Grizzlies in the World Football League. Earlier, he worked in Jackson, Tenn., for nine years, broadcasting a wide range of high school sports, as well as Union University's basketball games.

Chip Walters (above, left), another MTSU alumnus, will be working with Palmer as color commentator. He was formerly a part of the broadcast and/or public address teams for both Vanderbilt University football and basketball and for Nashville Sounds baseball. Walters is a veteran of stints with both the Tennessee and Kentucky Broadcasting Networks and is now MTSU's director of Marketing and Promotions.

## Did You Know . . . ?

. . . that place-kicker Garth Petrilli, who finished his career in 1994, is the Blue Raiders' all-time career scoring leader? (See page 66) Or that he once kicked 100 consecutive PATs? (See page 59) Or that he was MTSU's first four-time All-OVC player? (See page 49)

. . . that Head Coach Boots Donnelly has the sixth-best won-lost percentage among all Division I-AA coaches who have coached for at least 10 years? (See page 14)

. . . that MTSU ranks among Division I-AA's Top 20 teams in BOTH winning percentage and wins per season? (See page 44)

. . . that nearly half of the current Blue Raider squad began their collegiate playing careers as "walk-ons?" (See page 18)

. . . that this year's MTSU-Tennessee State game, slated for MTSU's Jones Field on Sept. 2, marks only the second time the two teams have ever met anywhere other than a neutral field? (See page 40)

. . . that MTSU Offensive Coordinator Tom Fiveash and Head Coach Boots Donnelly were teammates back in the 1960s on some of MTSU's best teams ever? (see page 16)

. . . that MTSU has finished the season ranked in Division I-AA's Top 20 for nine of the 15 years in the existence of the national poll? (See page 11)

. . . that the Blue Raiders have been to the NCAA Division I-AA National Playoffs in five of the last six seasons? (See pages 43-45)

. . . that MTSU has finished among Division

I-AA's Top 25 in scoring offense eight times in the past 12 seasons, including a 13th-place finish (35.18 points per game) last season?

. . . that the 1994 Blue Raider schedule includes three other teams (in addition to MTSU) which rank among the Top 20 in wins per season? (See page 46)

. . . that when quarterback Kelly Holcomb finished his Blue Raider career in 1994 and joined the Tampa Bay Buccaneers of the NFL, he had set a total of 15 MTSU total offense and passing records? (See page 58-59)

. . . that Blue Raider Network play-by-play personality Dick Palmer has broadcast in three different pro sports and leagues? (See page 71)


. . . that Blue Raider Athletic Director Lee Fowler was a member of the Vanderbilt class that fashioned the Commodores' best three-season basketball record in the history of the school? (See page 11)

. . . that the Blue Raiders have had more All-American players than OVC Players of the Year? (See pages 47-48)

. . . that Head Coach Boots Donnelly has been a head coach for fewer seasons than any other active Division I-AA coach listed in the Top 10 for total victories? (See page 14)

. . . that MTSU has twice finished a season in the No. 1 spot in the NCAA National I-AA Poll? (See page 15)

# Blue Raiders in the Pros



**Don Griffin, DB**  
San Francisco 49ers, 1986-93  
Cleveland Browns, 1994-

*Turn to Inside Back Cover for more photos of professional football stars from MTSU and a complete rundown of all former Blue Raiders who have spent at least one full season with the pros.*

As this publication went to press this summer, a total of 11 former Blue Raiders were scheduled to be in camp with teams from either the National Football League or the Canadian Football League.

Don Griffin, who played for MTSU from 1982 through 1985 and was the Ohio Valley Conference Defensive Player of the Year as a senior, was starting his 10th season in the NFL, having moved from the San Francisco 49ers to the Cleveland Browns in 1994. Griffin was the NFC Rookie of the Year in 1986 and has been named to several All-Pro squads since that time.

Receiver and kick returner Dwight Stone, a record-setting rusher and scorer with the Blue Raiders in 1985 and 1986, is with the new Charlotte Panthers for his ninth NFL season after leaving the Pittsburgh Steelers.

Kenny Tippins, Blue Raider defensive end from 1985 through 1988, was opening his sixth season with the Atlanta Falcons. It was his seventh year in the NFL, after spending his rookie year with the Dallas Cowboys.

Marty Carter, who finished a brilliant career as a Blue Raider free safety in 1990, was with the Chicago Bears after spending his first four seasons with the Tampa Bay Buccaneers.

Former MTSU All-American tailback Joe Campbell was in his second year with the Hamilton Tiger-Cats of the CFL after spending the two seasons under contract to the Los Angeles Rams and the Houston Oilers, respectively.

Mike Caldwell, 1992 Ohio Valley Conference Defensive Player of the Year, starts his third season with the Cleveland Browns, while offensive tackle Steve McAdoo was beginning his second year with the CFL's Shreveport Pirates and defensive back Jamie Redmond was reporting for his second season with the Sacramento Gold Miners in the same league.

Three of last year's Blue Raiders were beginning their rookie seasons: quarterback Kelly Holcomb with the NFL Tampa Bay Buccaneers, tailback Kippy Bayless at Birmingham of the CFL and defensive lineman Brian Yorston with the CFL's Saskatchewan franchise.

# 1995 Composite Schedule for Blue Raiders and Opponents

Opponent	Sept. 2	Sept. 9	Sept. 16	Sept. 23	Sept. 30	Oct. 7	Oct. 14	Oct. 21	Oct. 28	Nov. 4	Nov. 11	Nov. 18	Nov. 25
Tennessee State	Middle Tennessee (N)	Jackson State (Memphis-N)	Open Date	Florida A&M (Orlando)	South Carolina State (Atlanta)	*Morehead State (N)	*At UT-Martin (N)	*At Austin Peay	*Eastern Kentucky (N)	*Tennessee Tech (N)	*Murray State	*At Southeast Missouri	Open Date
Georgia Southern	South Carolina State (N)	Middle Tennessee (Atlanta)	At Marshall (N)	UT-Chatanooga (N)	Open Date	Western Carolina	At Appalachian State	The Citadel	At East Tennessee	Furman	At Liberty	Northwestern	Open Date
Morehead State	Open Date	Kentucky Wesleyan (Sept. 7)	*Middle Tennessee (N)	*UT-Martin (N)	Charleston Southern (N)	*At Tennessee State (N)	*At Murray State	*Tennessee Tech	*Austin Peay	*At Southeast Missouri	Open Date	*At Eastern Kentucky	Open Date
Murray State	At Western Kentucky (N) (Aug. 31)	At Southern Illinois	*Southeast Missouri (N)	*At Middle Tennessee (N)	*At Austin Peay (N)	*UT-Martin	*Morehead State	Open Date	*At Tennessee Tech	*Eastern Kentucky	*At Tennessee State	Western Illinois	Open Date
UAB	Alabama State	At Southwestern Louisiana (N)	Jacksonville State	*At Western Kentucky (N)	At Middle Tennessee (N)	Wofford	At North Texas	Open Date	At Troy State	Charleston Southern	Knoxville College	Miles College	Open Date
Austin Peay	Eastern Illinois (N)	Samford (N)	Western Kentucky (N)	*Southeast Missouri (N)	*Murray State (N)	*Middle Tennessee	*At Tennessee Tech	*Tennessee State	*At Morehead State	Open Date	*At Eastern Kentucky	*At UT-Martin	Open Date
Eastern Kentucky	At Central Florida	Western Kentucky (N)	East Stroudsburg (N)	*At Tennessee Tech (N)	*At Southeast Missouri	Open Date	*Middle Tennessee (N)	*UT-Martin	*At Tennessee State (N)	*At Murray State	*Austin Peay	*Morehead State	Open Date
Southeast Missouri	Southern Illinois (N) (Aug. 31)	At Eastern Illinois (N)	*At Murray State (N)	*At Austin Peay (N)	*Eastern Kentucky	Open Date	*At Middle Tennessee	*At Middle Tennessee	*At UT-Martin	*Morehead State	Southwest Missouri	*Tennessee State	Open Date
UT-Martin	Open Date	Bethel College (N) (Sept. 7)	At Eastern Illinois (N)	*At Morehead State (N)	*Tennessee Tech (N)	*At Murray State	*Tennessee State	*At Eastern Kentucky	*Southeast Missouri	*At Middle Tennessee	Samford	*Austin Peay	Open Date
Tennessee Tech	Campbellsville College (N)	At Marshall (N)	At Samford (N)	*Eastern Kentucky (N)	*At UT-Martin (N)	*At Southeast Missouri	*Austin Peay	*At Morehead State	*Murray State	*At Tennessee State	*Middle Tennessee	Open Date	Open Date
Texas A&M	LSU	Open Date	Tulsa	At Colorado	Open Date	At Texas Tech	SMU	At Baylor	Houston	Open Date	At Rice (N) (Nov. 9)	Middle Tennessee	At TCU

\*Ohio Valley Conference game

Note: Dec. 2-Texas at Texas A&M