

MIDDLE TENNESSEE BLUE RAIDERS



2012 FOOTBALL  
**MEDIA INFORMATION GUIDE**



**QUICK FACTS**

**University Information**

Location ..... Murfreesboro, TN 37132  
 Founded ..... 1911  
 Enrollment ..... 26,432  
 Conference ..... Sun Belt  
 Nickname ..... Blue Raiders  
 Colors ..... Royal Blue and White  
 President ..... Sidney A. McPhee (Prairie View, 1976)  
 AD ..... Chris Massaro (Northern Colorado, 1983)  
 Faculty Representative ..... Terry Whiteside  
 NCAA Division ..... FBS (17 sports; 8M/9W)  
 Band ..... Band of Blue



**Football Information**

First Year of Football ..... 1911  
 Overall Record (Years) ..... 528-392-28 (97)  
 Bowl Game Record ..... 3-4  
 Last Postseason Appearance ..... 2011  
 Stadium ..... Johnny "Red" Floyd (Horace Jones Field)  
 Year Opened ..... 1933  
 Capacity ..... 30,788  
 Playing Surface: ..... Sportex Synthetic Turf, 2006  
 2011 Record ..... 2-10 (1-7 SBC/7th)  
 Offense ..... Multiple  
 Defense ..... 4-3 Multiple  
 Lettermen Returning/Lost ..... 39/28  
 Lettermen Lost ..... 16 offense, 9 defense, 3 specialists  
 Lettermen Ret. .... 16 offense, 22 defense, 1 specialist  
 Offensive Starters Returning/Lost ..... 5/6  
 Defensive Starters Returning/Lost ..... 6/5

**Football Staff**

Head Coach ..... Rick Stockstill (Florida State, 1982)  
 MT Record: 35-40  
 Career Record: Same  
 Offensive Coordinator/QBs ..... Buster Faulkner  
 Co-Defensive Coordinator/CBs ..... Steve Ellis  
 Co-Defensive Coordinator/LBs ..... Tyrone Nix  
 Special Teams Coordinator/DL ..... Joe Cauthen  
 Wide Receivers/Recruiting Coordinator ..... Justin Watts  
 Offensive Tackles/TEs ..... Matt Moore  
 Offensive Guards/Centers ..... Glen Elarbee  
 Safeties ..... David Bibee  
 Running Backs ..... Brent Brock  
 Offensive GA ..... Sloan Allison  
 Offensive GA ..... Turner West  
 Defensive GA ..... Dwight Smith  
 Defensive GA ..... Adam Herring  
 Director of Football Operations ..... Chris Matusek  
 Director of Player Personnel ..... Lance Basler  
 Strength and Conditioning Coach ..... Jason Spray  
 Athletic Trainer ..... Robbie Stewart  
 Video Coordinator ..... Erik Bartlett  
 Equipment Manager ..... Kortne Gosha

**MIDDLE TENNESSEE ATHLETIC COMMUNICATIONS**

MTSU Box 20  
 Murfreesboro, TN 37132  
 615.898.2968  
 GoBlueRaiders.com

**CREDITS**

**Editorial:** The 2012 Media Information Guide is a product of the Athletic Communications Office and was written, edited, and designed by Mark Owens.

**Mission Statement:** The MTSU athletic program promotes excellence in athletics and provides academic and athletic opportunities for every student-athlete, the University, and the community. Building on tradition, the program advances the University's regional and national stature and creates opportunities for innovative partnerships throughout the region. Middle Tennessee State University continually works to maximize human, financial, and physical resources to create and heighten the quality of its sports programs.

A Tennessee Board of Regents University, Middle Tennessee State University is an equal opportunity, nonracially identifiable, educational institution that does not discriminate against individuals with disabilities.

**2012 SCHEDULE**

Date	Opponent	Time	Series
Aug. 30	<b>McNeese State</b> (ESPN3)	6:30 PM	First Meeting
Sept. 8	<b>Florida Atlantic*</b> (ESPN3)	6 PM	MT leads 6-3
Sept. 15	at Memphis	6 PM	MT leads 15-8-1
Sept. 29	at Georgia Tech	6:00 PM	GT leads 2-0
Oct. 6	<b>ULM*</b> (SBN)	2:30 PM	MT leads 9-3
Oct. 13	at FIU*	5 PM	MT leads 4-3
Oct. 20	at Mississippi State	TBA	MSU leads 4-0
Oct. 27	<b>North Texas*</b> (ESPN3)	2:30 PM	NT leads 7-4
Nov. 1	at WKU* (ESPNU)	8:15 PM	MT leads 32-29-1
Nov. 17	at South Alabama*	TBA	First Meeting
Nov. 24	<b>*Troy</b> (ESPN3)	2:30 PM	MT leads 11-8-0
Dec. 1	at Arkansas State*	2 PM	MT leads 9-4
Dec. 22	New Orleans Bowl	11 AM	
Jan. 6	GoDaddy.com Bowl	8 PM	

\*Sun Belt Conference Games

## CONTACT INFORMATION

**Address**..... Athletic Communications  
Middle Tennessee  
1500 Greenland Drive  
Murfreesboro, TN 37132

**Athletic Communications Phone** .....615.898.2968  
**Athletic Communications Fax**.....615.898.5626  
**Press Box Phone** .....615.898.2312  
**Football Office Phone** .....615.898.2926  
**Ticket Office Phone**...615.898.2103 or 1.888.YES.MTSU  
**Athletic Department Phone** .....615.898.2450  
**Twitter** ..... MTAthletics  
**Facebook**..... Blue Raider Athletics

### Associate AD/Athletic Communications

Mark Owens (Virginia Tech, 1989)  
Office: 615.898.5057  
Home: 615.631.9520  
Cell: 615.631.9520  
E-mail: owens@goblueraiders.com

### Director of Internet Services

Bradley Lambert (Middle Tennessee, 2004)  
Office: 615.494.8653  
Home: 865.603.7651  
Cell: 865.603.7651  
E-mail: blambert@goblueraiders.com

### Assistant Director

Leslie Wilhite (Kentucky, 2006)  
Office: 615.904.8115  
Home: 615.900.6335  
Cell: 615.900.6335  
E-mail: wilhite@goblueraiders.com

### Assistant Director

Russell Luna (Middle Tennessee, 2009)  
Office: 615.898.5270  
Home: 615.308.6245  
Cell: 615.308.6245  
E-mail: rluna@goblueraiders.com

### Media Specialist

Nathan Wallach (Middle Tennessee, 2009)  
Office: 615.904.8115  
Home: 615.403.6424  
Cell: 615.403.6424  
E-mail: wallach@goblueraiders.com

### Interns

Mike Haase (volleyball, men's tennis, baseball)  
Andrew Sogn (track & cross country, softball)


## ATHLETIC COMMUNICATIONS STAFF



**MARK OWENS**  
Associate AD/Communications



**BRADLEY LAMBERT**  
Director of Internet Services



**Russell Luna**  
Assistant Director



**LESLIE WILHITE**  
Assistant Director



**NATHAN WALLACH**  
Media Specialist

## DIRECTIONS TO FLOYD STADIUM

**From Nashville International Airport:** Enter Briley Parkway continuing south to the Interstate 24 junction. Take I-24 East to Exit 76; turn left and follow Medical Center Parkway to Memorial Boulevard. Go left on Memorial to Clark Boulevard. Turn right on Clark Boulevard (at BP station). Follow Clark Blvd. (which becomes Middle Tennessee Boulevard) to intersection at Greenland Drive. Turn left on Greenland Drive. Murphy Center and Floyd Stadium are located just to the right.

**From Nashville:** From I-24 East, take Exit 76; turn left and follow Medical Center Parkway to Memorial Boulevard. Go left on Memorial to Clark Boulevard. Turn right on Clark Boulevard (at BP station). Follow Clark Blvd. (which becomes Middle Tennessee Boulevard) to intersection at Greenland Drive. Turn left on Greenland Drive. Murphy Center and Floyd Stadium are located just to the right.

**From Chattanooga:** Take I-24 West to Exit 81; follow U.S. Highway 231 North to Middle Tennessee Boulevard to intersection at Greenland Drive. Turn right onto Greenland Drive. The Greenland Drive parking lot is located to the right.

**From Knoxville:** Take I-40 West to Lebanon and exit onto U.S. Highway 231 South and follow approximately 25 miles to Clark Boulevard in Murfreesboro; turn left on Clark Boulevard. Follow Clark Blvd. (which becomes Middle Tennessee Boulevard) to intersection at Greenland Drive. Turn left on Greenland Drive. Murphy Center and Floyd Stadium are located just to the right.

**From Birmingham, AL:** Take I-65 North to the 840 exit. Follow Highway 96 East to Murfreesboro. Continue east on 96 until Clark Boulevard intersection; turn right on Clark Blvd. (which becomes Middle Tennessee Boulevard) to intersection at Greenland Drive. Turn left on Greenland Drive. Murphy Center and Floyd Stadium are located just to the right.

## BLUE RAIDER NETWORK

Blue Raider football is on the air! The 2012 football season marks the seventh year of the Blue Raider Network under the umbrella of a joint venture between Middle Tennessee athletics and Nelligan Sports Marketing. Nelligan started managing the exclusive athletics marketing rights in January 2007.

The Blue Raider Network, which actually debuted in the early 1960s, is blessed with two flagship stations for football and men's basketball, including Sports Radio 560 WNSR in Nashville and WGNS AM-FM in Murfreesboro.

Middle Tennessee fans throughout the southeast region also can follow their favorite teams on WMOT FM 89.5, which reaches a three-state coverage area.

The combination of these three stations provides coverage to Middle Tennessee sports fans in a 100-mile radius of Murfreesboro.

WGNS and WNSR will carry all Blue Raider football and men's basketball games along with the Rick Stockstill and Kermit Davis radio shows.

WGNS, which made its return to carrying Blue Raider athletics in 2005, blankets the local area by reaching to McMinnville to the east, Columbia to the west, and Gallatin to the north.

Campus station WMOT 89.5 FM will also broadcast football and men's and women's basketball games for Middle Tennessee in 2012-13. WMOT, a 100,000-watt station, reaches beyond Bowling Green, Ky., to the north, Cookeville, Tenn., to the east, and Huntsville, Ala. to the south.

WDUC FM 93.9 The Duck, joins the network this season and will provide additional coverage in southern middle Tennessee and northern Alabama.

All Blue Raider football, men's and women's basketball, and baseball broadcasts can also be heard on the Internet at GoBlueRaiders.com.

### THE NETWORK

WMOT FM 89.5 (Murfreesboro)  
WGNS AM 1450 (Murfreesboro)  
WGNS FM 100.5 (Murfreesboro)  
WGNS FM 101.9 (Murfreesboro)  
WNSR AM 560 (Nashville)  
WNCT FM 103.9 (Drakesboro, KY)  
WDUC FM 93.9 (Tullahoma/Lynchburg)

### RICK STOCKSTILL RADIO SHOW

The Blue Raider Network carries Rick Stockstill LIVE on WMOT, WNSR, and WGNS AM-FM each Monday night from 7:00 to 8:00 PM. The show originates from Sam's All-American Sports Grill in Murfreesboro during the season and is open to the public.

## COVERING MT

### Weekly Press Conference

Coach Stockstill will conduct a weekly press conference each Tuesday prior to a Middle Tennessee game. The conference, which will be shown live on GoBlueRaiders.com, will begin at noon CST and will take place in the Kennon Sports Hall of Fame building. Following Stockstill's presentation there will be selected players available for interviews with the media.

### Practice Coverage

During preseason camp in August, the first week of drills will be open to the public and media. After the first week through the first game of the season, practices will be closed to the public and open to the media for the first 30 minutes. Interviews will be conducted after practice and all media, including photographers, must observe drills from the sideline or bleacher area during those 30 minutes.

Practices may be closed at any time subject to the head coach's request.

### Stockstill Interviews

All interviews with Coach Stockstill should be directed through the Athletic Communications Office.

### Player Interviews

During the week of games, all player interviews must be conducted by the end of practice on Wednesday. Please request interviews at least 24 hours in advance and go through the Athletic Communications Office.

## GAMEDAY INFO

### Working Credentials

Arrangements for media credentials for the 2012 football season should be directed to the Athletic Communications Office. Requests by accredited media members should be made in writing and submitted on company letterhead to Mark Owens. Priority issuance of credentials will be given to daily newspapers and television stations that cover Blue Raider football on a regular basis. Student publications will be limited to one working credential and one sideline photo pass. Other credential requests will be fulfilled on a space-available basis.

### Press Parking

Parking space can be reserved with a request received by Middle Tennessee's Athletic Communications Office at least one working day prior to the game. The athletic communications office will send out parking directions in advance of the game. Satellite trucks will park on the north side of the pressbox and will enter off Middle Tennessee Boulevard just before the Faulkberry Road entrance.

### Photographers

Only accredited photographers on assignment from recognized media outlets will be issued sideline credentials. In accordance with NCAA rules, no freelance photographers will be admitted to the sidelines or press box camera deck. NCAA rules limit shooting to outside the restraining line enclosing the playing field and outside the 25-yard lines (the team areas). A photographer work room will be set up for each game with directions to the area set up outside Gate 2 of the stadium. The room is inside Murphy Center and internet access will be available.

### Media Will-Call

A media will-call window will be operated on game days at Floyd Stadium for the distribution of credentials that have not yet been picked up or mailed out. The designated pickup area is located at Gate 1A (southwest corner of stadium on Faulkberry Drive).

### Radio Coverage

Radio broadcast permission must be obtained in advance, along with Press Box reservations. Middle Tennessee maintains two courtesy lines and a dry pair line for use by schools who can provide reciprocal arrangements for the Blue Raider Network. A radio station wishing to obtain an ISDN line must contact Steve Prichard, director of telecommunications, at 615-898-2991.

## MEDIA SERVICES

Collegepressbox.com is the official media website for Division I football. Access and download weekly game notes, quotes, statistics, media guides, headshots, logos and more for the conference and each of its member schools. Login information will be distributed to accredited media or you can apply for a password by sending an e-mail to password@collegepressbox.com.

### Press Box Services

Complete individual and team statistics, play-by-play, and postgame quotes will be available to the media following each game. One hour prior to kickoff, media packets containing game programs, flipcards, updated stats, and game notes will be distributed in the media working area. Live running statistics are also available via monitors throughout the press box and on the internet at GoBlueRaiders.com during the game. A **pregame meal** is served in the dining area of the press box 90 minutes before kickoff.

### Internet Access

The Floyd Stadium press box is equipped with high-speed wireless Internet. Media wishing to utilize the wireless Internet simply need to click on the Internet and use the Guest option located at the bottom of the screen. A number of Ethernet lines are also available, and media members are encouraged to bring their own cable.

### Internet Guidelines

The acceptance of media credentials is an acknowledgement of Middle Tennessee's rights to the game and play-by-play coverage and an outlet's agreement to abide by any restrictions Middle Tennessee may place on real-time play-by-play coverage and use of comprehensive game statistics. Failure to abide by these restrictions implemented by MT may result in revocation of press credentials.

Middle Tennessee reserves the right to grant approval for distribution of real-time play-by-play, game-related statistics and information through the Internet ("real time" is defined as any online media providing live, continual play-by-play coverage; in-game statistics; digital photographs; or audio or video of an event).

### Postgame Interviews

After a 10-minute cooling off period, requested players and Coach Stockstill will be made available to members of the media. The Blue Raider locker room is CLOSED both at home and on the road. At home, interviews will be conducted in the Green Room located in the southeast corner of Murphy Center. On the road, requested players and Coach Stockstill will be brought to a designated area outside the locker room.

## MCNEESE STATE

Game 1 • Aug. 30 • Floyd Stadium

### General Information

**Location:** Lake Charles, La. **Founded:** 1939  
**Enrollment:** 8,900 **Colors:** Blue and Gold  
**Nickname:** Cowboys **Series:** First Meeting  
**Conference:** Southland **Stadium:** Cowboy Stadium (17,548)  
**Head Coach:** Matt Viator (McNeese State, 1986)  
**Record at McNeese:** 45-20/6 seasons **Overall:** Same  
**2011 Record:** 6-5 (4-3) **2011 AA Playoffs:** No  
**Starters Ret./Lost:** 16/8 **Lettermen R/L:** 53/13

### Athletic Communications Office

**FB Contact:** Matthew Bonnette (wbonnette@mcneese.edu)  
**Office:** 337.475.5207 **Cell:** TBD  
**Web site:** www.mcneesports.com

## GEORGIA TECH

Game 4 • Sept. 29 • Bobby Dodd Stadium

### General Information

**Location:** Atlanta, Ga. **Founded:** 1885  
**Enrollment:** 19,404 **Colors:** Old Gold and White  
**Nickname:** Yellow Jackets **Series:** GT leads 2-0  
**Conference:** Atlantic Coast **Stadium:** Bobby Dodd Stadium  
**Head Coach:** Paul Johnson (Western Carolina, 1979)  
**Record at GT:** 33-19 (4 seasons) **Overall:** 140-58 (15 seasons)  
**2011 Record:** 8-5 (5-3) **2011 Bowl:** Sun Bowl  
**Starters Ret./Lost:** 13/9 **Lettermen R/L:** 49/18

### Athletic Communications Office

**FB Contact:** Dean Buchan (dbuchan@gtaa.gatech.edu)  
**Office:** 404.894.5445 **Cell:** 404.295.8703  
**Web site:** www.RamblinWreck.com

## MISSISSIPPI STATE

Game 7 • Oct. 20 • Davis Wade Stadium

### General Information

**Location:** Starkville, Miss. **Founded:** 1878  
**Enrollment:** 20,000 **Colors:** Maroon and White  
**Nickname:** Bulldogs **Series:** MSU leads 4-0  
**Conference:** Southeastern **Stadium:** Davis Wade (55,082)  
**Head Coach:** Dan Mullen (Ursinus College, 1994)  
**Record at MSU:** 21-17/4th season **Overall:** Same  
**2011 Record:** 7-6 (2-6) **2011 Bowl:** Music City  
**Starters Ret./Lost:** 13/11 **Lettermen R/L:** 54/17

### Athletic Communications Office

**FB Contact:** Joe Galbraith (kniblett@athletics@msstate.edu)  
**Office:** TBA **Cell:** TBA  
**Web site:** www.hailstate.com

## SOUTH ALABAMA

Game 10 • Nov. 17 • Ladd-Peebles Stadium

### General Information

**Location:** Mobile, Ala. **Founded:** 1963  
**Enrollment:** 15,009 **Colors:** Blue, Red and White  
**Nickname:** Jaguars **Series:** First Meeting  
**Conference:** Sun Belt **Stadium:** Ladd-Peebles (33,471)  
**Head Coach:** Joey Jones (Alabama, 1989)  
**Record at USA:** 23-4/3 seasons **Overall:** 26-11/4 seasons  
**2011 Record:** 6-4 **2011 Bowl:** None  
**Starters Ret./Lost:** 15/9 **Lettermen R/L:** 44/20

### Athletic Communications Office

**FB Contact:** Brian Fremund (bfremund@southal.edu)  
**Office:** 251.414.8032 **Cell:** 251.623.3191  
**Web site:** www.usajaguars.com

## FLORIDA ATLANTIC

Game 2 • Sept. 8 • Floyd Stadium

### General Information

**Location:** Boca Raton, Fla. **Founded:** 1961  
**Enrollment:** 29,000 **Colors:** Blue and Red  
**Nickname:** Owls **Series:** MT leads 6-3  
**Conference:** Sun Belt **Stadium:** FAU Stadium (30,000)  
**Head Coach:** Carl Pelini  
**Record at FAU:** First year **Overall:** Same  
**2011 Record:** 1-11 (0-8) **2011 Bowl:** None  
**Starters Ret./Lost:** 17/7 **Lettermen R/L:** 46/16

### Athletic Communications Office

**FB Contact:** Katrina McCormack (kmcormi@fau.edu)  
**Office:** 561.297.3163 **Cell:** 561.251.5588  
**Web site:** www.fausports.com

## ULM

Game 5 • Oct. 6 • Floyd Stadium

### General Information

**Location:** Monroe, La. **Founded:** 1931  
**Enrollment:** 8,858 **Colors:** Maroon and Gold  
**Nickname:** Warhawks **Series:** MT leads 9-3  
**Conference:** Sun Belt **Stadium:** Malone Stadium (30,427)  
**Head Coach:** Todd Berry (Tulsa, 1983)  
**Record at ULM:** 4-8/1 season **Overall:** Same  
**2011 Record:** 4-8 (3-5) **2011 Bowl:** None  
**Starters Ret./Lost:** 15/11 **Lettermen R/L:** 41/19

### Athletic Communications Office

**FB Contact:** Alex Edwards (edwards@ulm.edu)  
**Office:** 318.342.5463 **Cell:** 318.355.7200  
**Web site:** www.ulmwarhawks.com

## NORTH TEXAS

Game 8 • Oct. 27 • Floyd Stadium

### General Information

**Location:** Denton, Texas **Founded:** 1890  
**Enrollment:** 35,754 **Colors:** Green and White  
**Nickname:** Mean Green **Series:** NT leads 7-4  
**Conference:** Sun Belt **Stadium:** Apogee Stadium (30,850)  
**Head Coach:** Dan McCarney (Iowa, 1975)  
**Record at UNT:** 5-7/1 season **Overall:** 61-92/13 seasons  
**2011 Record:** 5-7 (4-4) **2011 Bowl:** None  
**Starters Ret./Lost:** 15/8 **Lettermen R/L:** 35/27

### Athletic Communications Office

**FB Contact:** Eric Capper (eric.capper@unt.edu)  
**Office:** 940.565.2476 **Cell:** 940.367.0727  
**Web site:** www.meangreensports.com

## TROY

Game 11 • Nov. 24 • Floyd Stadium

### General Information

**Location:** Troy, Ala. **Founded:** 1887  
**Enrollment:** 27,270 **Colors:** Cardinal, Silver and Black  
**Nickname:** Trojans **Series:** MT leads 11-8  
**Conference:** Sun Belt **Stadium:** Veterans Mem. (30,300)  
**Head Coach:** Larry Blakeney (Auburn, 1970)  
**Record at Troy:** 164-91-1 (21 seasons) **Overall:** Same  
**2011 Record:** 3-9 (2-6) **2011 Bowl:** None  
**Starters Ret./Lost:** 16/7 **Lettermen R/L:** 49/23

### Athletic Communications Office

**FB Contact:** Adam Prendergast (aprendergast@troy.edu)  
**Office:** 334.670.3832 **Cell:** 318.953.4234  
**Web site:** www.TroyTrojans.com

## MEMPHIS

Game 3 • Sept. 15 • Liberty Bowl

### General Information

**Location:** Memphis, Tenn. **Founded:** 1912  
**Enrollment:** 22,725 **Colors:** Royal Blue and Gray  
**Nickname:** Tigers **Series:** MT leads 15-8-1  
**Conference:** Conference USA **Stadium:** Liberty Bowl (61,000)  
**Head Coach:** Justin Fuente (Murray State, 1999)  
**Record at Memphis:** First year **Overall:** Same  
**2011 Record:** 2-10 (1-7) **2011 Bowl:** None  
**Starters Ret./Lost:** 23/8 **Lettermen R/L:** 42/13

### Athletic Communications Office

**FB Contact:** TBA  
**Office:** 901.678.2397 **Cell:** 901.734.9951  
**Web site:** www.GoTigersGo.com

## FIU

Game 6 • Oct. 13 • FIU Stadium

### General Information

**Location:** Miami, Fla. **Founded:** 1965  
**Enrollment:** 48,000 **Colors:** Blue and Gold  
**Nickname:** Panthers **Series:** MT leads 4-3  
**Conference:** Sun Belt **Stadium:** Alfonso Field (20,000)  
**Head Coach:** Mario Cristobal (Miami (FL), 1991)  
**Record at FIU:** 24-38/6 seasons **Overall:** Same  
**2011 Record:** 8-5 (5-3) **2011 Bowl:** Beef O' Brady's  
**Starters Ret./Lost:** 20/4 **Lettermen R/L:** 51/12

### Athletic Communications Office

**FB Contact:** Joe Hornstein (jhornste@fiu.edu)  
**Office:** 305.348.6666 **Cell:** 305.496.2711  
**Web site:** www.FIUSports.com

## WKU

Game 9 • Nov. 1 • Houchens Stadium

### General Information

**Location:** Bowling Green, Ky. **Founded:** 1906  
**Enrollment:** 21,048 **Colors:** Red and White  
**Nickname:** Hilltoppers **Series:** MT leads 32-29-1  
**Conference:** Sun Belt **Stadium:** L.T. Smith (22,113)  
**Head Coach:** Willie Taggart (WKU, 1998)  
**Record at WKU:** 9-15 (2 seasons) **Overall:** Same  
**2011 Record:** 7-5 (7-1) **2011 Bowl:** None  
**Starters Ret./Lost:** 19/8 **Lettermen R/L:** 48/10

### Athletic Communications Office

**FB Contact:** Chris Glowacki (chris.glowacki@wku.edu)  
**Office:** 270.745.5388 **Cell:** 270.791.8499  
**Web site:** www.wkusports.com

## ARKANSAS STATE

Game 12 • Dec. 1 • ASU Stadium

### General Information

**Location:** Jonesboro, Ark. **Founded:** 1909  
**Enrollment:** 13,900 **Colors:** Scarlet and Black  
**Nickname:** Red Wolves **Series:** MT leads 9-4  
**Conference:** Sun Belt **Stadium:** ASU Stadium (30,406)  
**Head Coach:** Gus Malzahn (Henderson State, 1990)  
**Record at ASU:** First year **Overall:** Same  
**2011 Record:** 10-3 (8-0) **2011 Bowl:** GoDaddy.com  
**Starters Ret./Lost:** 10-12 **Lettermen R/L:** 52/26

### Athletic Communications Office

**FB Contact:** Jerry Scott (jscott@astate.edu)  
**Office:** 870.972.3405 **Cell:** 870.243.6021

**August 30**

McNeese State at Middle Tennessee  
Texas-San Antonio at South Alabama

**September 1**

Arkansas State at Oregon  
Wagner at Florida Atlantic  
FIU at Duke  
Lamar at Louisiana-Lafayette  
North Texas at LSU  
Troy at UAB  
Austin Peay at Western Kentucky

**September 8**

Memphis at Arkansas State  
\* Florida Atlantic at Middle Tennessee  
Akron at FIU  
\* Louisiana-Lafayette at Troy  
(1) Arkansas at Louisiana-Monroe  
Texas Southern at North Texas  
Nicholls State at South Alabama  
Western Kentucky at Alabama

**September 15**

Arkansas State at Nebraska  
Florida Atlantic at Georgia  
FIU at Central Florida  
Louisiana-Lafayette at Oklahoma State  
Louisiana-Monroe at Auburn  
Middle Tennessee at Memphis  
North Texas at Kansas State  
South Alabama at North Carolina State  
Mississippi State at Troy  
Western Kentucky at Kentucky

**September 22**

Alcorn State at Arkansas State  
Florida Atlantic at Alabama  
Louisville at FIU  
Baylor at Louisiana-Monroe  
\* Troy at North Texas  
South Alabama at Mississippi State  
Southern Mississippi at Western Kentucky

**September 29**

\* Western Kentucky at Arkansas State  
\* North Texas at Florida Atlantic  
\* FIU at Louisiana-Lafayette  
Louisiana-Monroe at Tulane  
Middle Tennessee at Georgia Tech  
\* Troy at South Alabama

**October 4**

\* Arkansas State at FIU (ESPNU)

**October 6**

Tulane at Louisiana-Lafayette  
\* Louisiana-Monroe Middle Tennessee  
North Texas at Houston

**October 11**

\* Western Kentucky at Troy (ESPNU)

**October 13**

\* South Alabama at Arkansas State  
\* Florida Atlantic at Louisiana-Monroe  
\* Middle Tennessee at FIU

**October 16**

\* Louisiana-Lafayette at North Texas (ESPN or ESPN2)

**October 20**

\* Florida Atlantic at South Alabama  
\* FIU at Troy  
\* Louisiana-Monroe at Western Kentucky  
Middle Tennessee at Mississippi State

**October 23**

\* Arkansas State at Louisiana-Lafayette (ESPN or ESPN2)

**October 27**

\* Troy at Florida Atlantic  
\* Western Kentucky at FIU  
\* South Alabama at Louisiana-Monroe  
\* North Texas at Middle Tennessee

**November 1**

\* Middle Tennessee at Western Kentucky (ESPNU)

**November 3**

\* Arkansas State at North Texas  
Florida Atlantic at Navy  
\* FIU at South Alabama  
\* Louisiana-Lafayette at Louisiana-Monroe  
Troy at Tennessee

**November 8**

\* Louisiana-Monroe at Arkansas State (ESPNU)

**November 10**

\* Florida Atlantic at Western Kentucky  
Louisiana-Lafayette at Florida  
\* South Alabama at North Texas  
Navy at Troy

**November 16**

\* FIU at Florida Atlantic (ESPNU)

**November 17**

\* Arkansas State at Troy  
\* Western Kentucky at Louisiana-Lafayette  
\* North Texas at Louisiana-Monroe  
\* Middle Tennessee at South Alabama

**November 24**

\* Louisiana-Monroe at FIU  
\* South Alabama at Louisiana-Lafayette  
\* Troy at Middle Tennessee  
\* North Texas at Western Kentucky

**December 1**

\* Middle Tennessee at Arkansas State  
\* Louisiana-Lafayette at Florida Atlantic  
South Alabama at Hawaii

\* denotes Sun Belt Conference game  
(1) game to be played in Little Rock, Arkansas

*Schedule is subject to change*

## NUMERICAL ROSTER

NO	NAME	POS	HT	WT	CL	B'DAY	LETTERS	HOMETOWN/HS or JC
1	Arthur Williams	WR	6-2	193	r-Jr.	8/1/91	1	Seale, AL/Glenwood HS
2	Benny Cunningham	RB	5-10	212	Sr.	7/7/90	3	Nashville, TN/Goodpasture HS
3	Tavarres Jefferson	WR	5-9	207	Sr.	9/5/90	3	Nashville, TN/The Ensworth School
4	Herbert King	CB	5-10	174	Jr.	3/19/90	0	Miami, FL/Doral Academy/Fullerton College
5	Jeremiah Bryson	WR	5-8	185	r-Fr.	6/29/92	0	Smyrna, TN/Smyrna HS
6	Anthony Amos	WR	5-11	190	r-Sr.	8/2/90	1	Fayetteville, NC/Westover HS
7	Khari Burke	CB	5-8	176	r-So.	3/30/92	1	Plantation, FL/South Plantation HS
8	Sammy Seamster	CB	6-1	201	r-Jr.	2/5/91	2	Ooltewah, TN/Ooltewah HS
9	Kyle Griswold	WR	5-10	200	r-Jr.	1/28/91	1	Midland, GA/Shaw HS (Duke)
10	Logan Kilgore	QB	6-3	194	r-Jr.	5/24/90	2	Rocklin, CA/Bakersfield College
11	Austin Grammer	QB	6-2	200	Fr.	2/2/94	0	Tuscaloosa, AL/American Christian Academy
12	Jeff Murphy	QB	6-0	201	r-Sr.	11/3/89	2	Alameda, CA/Alameda HS/Laney JC
13	Demetrius Frazier	CB	5-10	190	Fr.	10/16/93	0	Brunswick, GA/Brunswick HS
13	Zachary Lopez	P	5-11	198	r-Fr.	8/21/92	0	Fayetteville, GA/Sandy Creek HS
15	Shaun White	QB	5-11	210	r-Fr.	8/27/93	0	Pensacola, FL/Pensacola Catholic HS
16	Cameron Deen	QB	6-4	210	r-Jr.	8/17/90	0	West Covina, CA/South Hills HS
17	Alexandro Antoine	DE	6-1	243	r-Fr.	10/26/92	0	Port a Prince, Haiti/Antioch HS
18	Kenneth Gilstrap	CB	5-9	181	r-Jr.	7/30/91	2	Lithonia, GA/Miller Grove HS
19	Marcus Henry	WR	6-0	188	So.	12/31/92	0	Courtland, MS/South Panola HS/NW Miss. CC
20	Kevin Byard	S	5-11	220	r-Fr.	8/17/93	0	Lithonia, GA/M.L. King HS
21	Drayton Calhoun	RB	5-11	186	r-Jr.	1/8/91	0	Clarkston, GA/Tucker HS (LSU)
21	Robert Hogg	S	5-9	197	r-Sr.	9/14/90	0	Kingsport, TN/Dobyns Bennett HS
22	David Jones	S	5-11	197	r-Jr.	12/16/90	2	Memphis, TN/South Pittsburgh HS
23	Chris Brown	S	6-1	180	Fr.	9/9/93	0	Donalsonville, GA/Seminole County Middle HS
24	Jared Singletary	CB	5-8	167	r-Fr.	6/16/93	0	Green Cove Springs, FL/Clay HS
25	Reggie Whatley	WR	5-7	175	r-So.	8/19/90	1	Rome, GA/Rome HS
26	Jordan Parker	RB	6-1	207	Fr.	8/24/94	0	Lawrenceville, GA/Collins HS
27	Chris Sharpe	CB	5-11	179	r-So.	3/3/92	1	Stone Mountain, GA/Stephenson HS
28	Christian Henry	LB	6-0	228	r-So.	2/26/92	1	Dania, FL/Hollywood Hills HS
29	William Pratcher	RB	5-7	206	r-Jr.	10/16/90	1	Decatur, GA/Cedar Grove HS
30	Stephen Roberts	LB	6-3	230	r-Jr.	3/26/91	1	Peach Tree City, GA/Starr's Mill HS
31	Reginald Farmer	S	5-10	188	r-Jr.	9/26/91	1	Brentwood, TN/Brentwood HS
32	Justin Jones	LB	5-11	225	r-Jr.	12/4/89	2	Tallahassee, FL/Godby HS
33	Roderic Blunt	LB	6-0	228	r-Jr.	5/13/90	1	Miramar, FL/Everglades HS
34	Anfornee Stewart	S	6-1	203	Fr.	10/17/93	0	Duluth, GA/Duluth HS
35	Craig Allen	LB	6-2	230	r-Jr.	11/30/91	2	Carrollton, GA/Villa Rica HS
36	Jajuan Harley	S	6-1	213	r-Jr.	1/17/91	0	Tallahassee, FL/Rickards HS (FSU)
37	Harold Turner Jr.	WR	5-8	182	r-Sr.	8/23/90	2	Decatur, GA/Cedar Grove HS
38	T.T. Barber	LB	6-1	215	Fr.	6/1/94	0	Colquitt, GA/Miller County HS
39	James Roberson	LB	6-0	205	r-Fr.	4/12/93	0	Atlanta, GA/South Atlanta HS
40	Leighton Gasque	LB	6-2	210	r-So.	1/17/92	1	Hiram, GA/Hiram HS
41	Chase Pennycuff	FB	6-0	256	r-Fr.	3/19/92	0	Murfreesboro, TN/Siegel HS
42	Juno Prudhomm	S	6-0	219	Sr.	1/30/90	2	Naples, FL/Naples HS
43	Raynard Felton	DE	6-4	265	Fr.	1/24/94	0	Jacksonville, FL/Ribault HS
44	Corey Carmichael	LB	5-11	227	Jr.	8/24/91	2	Canton, GA/Woodstock HS
45	Carlos Lopez	PK	5-10	207	r-Sr.	12/12/89	0	Seymour, TN/Seymour HS
46	Max Ugboaja	DE	6-4	249	r-So.	4/4/92	1	Nashville, TN/Hillwood HS
47	Rodney O'Neal	CB	5-10	170	r-Fr.	10/12/92	0	Dublin, GA/West Lauren HS
48	Josh Davis	P	5-10	215	r-Jr.	11/18/91	2	Dayton, TN/Rhea County HS
49	Kevin Mix	FB	6-1	234	Sr.	10/20/89	0	Nashville, TN/Father Ryan HS
50	Iman Smith	LB	6-1	224	Fr.	2/27/94	0	Oldsmar, FL/Pinellas Park Senior HS
51	Shaquille Huff	DT	6-1	312	Fr.	1/19/93	0	Covington, GA/Eastside HS
52	Ykeem Wells	LB	6-0	230	r-Fr.	1/31/92	0	Buena Vista, GA/Marion County HS
53	William Eads	LS	6-0	212	Fr.	1/3/94	0	Hoover, AL/Hoover HS
55	Shubert Bastien	DE	6-5	237	So.	8/20/93	1	Riviera Beach, FL/William T. Dwyer HS
56	Lance Campbell	OL	6-3	310	r-So.	9/3/91	0	Manchester, TN/Coffee County HS
57	Judd Hunt	OL	6-4	283	r-So.	6/11/91	0	Oneonta, AL/Oneonta HS
58	Jesse Grisham	OL	6-3	284	r-Jr.	4/12/91	2	Pelham, AL/Spain Park HS
59	Chris Hale	DE	6-4	250	Fr.	11/16/93	0	Atlanta, GA/Dunwoody HS
60	Nick Nunez	OL	6-4	273	Jr.	3/31/92	0	Salinas, CA/North Salinas/Hartnell College
61	Jadareius Hamlin	OL	6-2	291	r-Jr.	8/17/91	2	Forsyth, GA/Mary Persons HS
62	Patrick Hughes	OL	6-4	303	Jr.	6/17/92	0	Chicago, IL/Morgan Park HS/Butte CC
64	Greg Rein	DS	5-10	244	r-So.	8/25/92	0	New Port Richey, FL/Clearwater Central Catholic
65	Hunter Rogers	OL	6-7	337	Fr.	2/15/94	0	Safford, AL/John T. Morgan Academy
66	Micah James	OL	6-3	312	Sr.	8/21/91	1	Landover, MD/Mill Creek HS

## ALPHABETICAL

No.	Name, Position
	Christian Adams, QB
35	Craig Allen, LB
6	Anthony Amos, WR
73	Isaiah Anderson, OL
17	Alexandro Antoine, DE
	Bryan Armstrong, S
	Darrell Baptist, TE
38	T.T. Barber, LB
55	Shubert Bastien, DE
98	Darius Bennett, DT
33	Roderic Blunt, LB
86	Ethan Brewer, WR
94	O'Shae Bridges, DT
23	Chris Brown, S
	Houston Brown, WR
5	Jeremiah Bryson, WR
7	Khari Burke, CB
20	Kevin Byard, S
21	Drayton Calhoun, RB
56	Lance Campbell, OL
44	Corey Carmichael, LB
67	Josh Chester, OL
89	Cody Clark, PK
81	Christian Collis, WR
83	Jacob Corbaley, TE
2	Benny Cunningham, RB
96	Kendall Dangerfield, DT
	Jermaine Dave, WR
	Aaron Davis, RB
48	Josh Davis, P
16	Cameron Deen, QB
53	William Eads, LS
31	Reginald Farmer, S
43	Raynard Felton, DE
97	Jajuan Fennell, DE
13	Demetrius Frazier, CB
99	Jerrold Frazier, DT
40	Leighton Gasque, LB
18	Kenneth Gilstrap, CB
11	Austin Grammer, QB
	Jared Griffey, DE
58	Jesse Grisham, OL
9	Kyle Griswold, WR
59	Chris Hale, DE
61	Jadareius Hamlin, OL
36	Jajuan Harley, S
	Luke Hayes, S
28	Christian Henry, LB
19	Marcus Henry, WR
21	Robert Hogg, CB
51	Shaquille Huff, DT
62	Patrick Hughes, OL
57	Judd Hunt, OL
66	Micah James, OL
79	Alex Jauregui, OT
3	Tavarres Jefferson, WR
75	Darius Johnson, OL
22	David Jones, S
91	J.D. Jones, DT
32	Justin Jones, LB
	Michael Kee, P
	John Kelly, CB
10	Logan Kilgore, QB



67	Josh Chester	OL	6-3	295	Fr.	8/24/93	0	Warner Robins, GA/Northside HS
68	Matt Sprouse	OL	6-3	287	r-Jr.	3/26/90	0	Oakland Park, FL/Calvary Christian HS
69	Blaine Sidders	DS	6-1	207	r-Fr.	4/19/93	0	Delafield, WI/Kettle Moraine HS
70	Roberto Loya	OL	6-5	285	r-Fr.	2/13/93	0	Douglas, GA/Coffee HS
71	Morris Moore	OL	6-4	297	r-So.	9/27/90	0	West Palm Beach, FL/Palm Beach Lakes HS
72	Jonah Sells	OL	6-4	285	r-So.	3/5/92	0	Winchester, TN/Franklin County HS
73	Isaiah Anderson	OL	6-4	274	r-So.	5/15/92	1	Franklin, TN/Franklin HS
75	Darius Johnson	OL	6-3	280	r-Fr.	12/3/92	0	Orlando, FL/Dr. Phillips HS
77	Josh Walker	OL	6-5	319	r-Jr.	6/2/91	2	Spring City, TN/Rhea County HS
78	Adam Stichel	OL	6-5	317	Fr.	4/19/94	0	Kissimmee, FL/Osceola HS
79	Alex Jauregui	OL	6-7	315	Fr.	2/25/94	0	Atlanta, GA/Peachtree Ridge HS
80	Kevin Pope	TE	6-2	244	Sr.	3/20/91	1	Hesperia, CA/Serrano HS
81	Christian Collis	WR	6-0	210	r-Fr.	8/28/93	0	Opelika, AL/Beauregard HS
82	William Wilson	TE	6-2	249	r-So.	9/5/93	0	Memphis, TN/Kirby HS
83	Jacob Corbaley	TE	6-3	248	Jr.	9/18/91	0	Oroville, CA/Oroville HS/Butte CC
84	Terry Pettis	WR	6-5	220	Fr.	10/26/93	0	Fairburn, GA/Langston Hughes HS
85	Omar McLendon	DE	6-3	245	Sr.	2/13/91	3	Temple, GA/Villa Rica HS
86	Ethan Brewer	WR	6-4	180	Fr.	11/27/93	0	Alma, AR/Alma HS
87	Vincent Van Horne	WR	5-11	191	r-Sr.	3/13/90	0	Bakersfield, CA/Bakersfield College/Bakersfield HS
88	Marcus Thurmond	WR	5-11	175	r-Sr.	12/10/89	0	North Augusta, SC/North Augusta HS
89	Dearco Nolan	DE	6-2	242	r-Jr.	2/7/90	2	Atlanta, GA/Westlake HS
89	Cody Clark	PK	6-1	173	Fr.	3/2/94	0	Watkinsville, GA/North Oconee HS
90	Jimmy Staten	DT	6-4	300	r-Jr.	5/4/91	2	Waycross, GA/Ware County HS
91	J.D. Jones	DT	6-2	314	r-Fr.	10/2/92	0	Cartersville, GA/Cartersville HS
92	Patrick McNeil	DT	6-1	301	r-So.	6/8/92	0	Mobile, AL/Davidson HS
93	Marcus Robinson	DT	6-2	270	r-Fr.	11/8/92	0	Valdosta, GA/Creekside HS
94	O'Shae Bridges	DT	6-2	244	r-Fr.	5/28/93	0	Norcross, GA/Norcross HS
96	Kendall Dangerfield	DT	6-2	290	r-Sr.	4/5/90	2	Pulaski, TN/Giles County HS
97	Jiajuan Fennell	DE	6-3	240	r-So.	5/12/92	1	South Pittsburg, TN/South Pittsburg HS
98	Darius Bennett	DT	6-1	301	Fr.	9/30/93	0	Columbus, GA/Carver HS
99	Jerrold Frazier	DT	6-1	288	r-Fr.	4/13/93	0	Memphis, TN/Briarcrest Christian HS

**OTHER VARSITY CANDIDATES**

Christian Adams	QB	6-1	165	r-Fr.	6/5/92	0	Murfreesboro, TN/Oakland HS
Bryan Armstrong	S	5-10	189	r-Sr.	3/27/90	0	Memphis, TN/Central HS
Darrell Baptist	TE	6-3	231	r-So.	5/15/92	0	Memphis, TN/Whitehaven HS
Houston Brown	WR	5-10	188	r-Fr.	7/6/93	0	Murfreesboro, TN/Brentwood HS
Jermaine Dave	WR	6-1	209	Fr.	6/10/93	0	Murfreesboro, TN/Siegel HS
Aaron Davis	FB	6-0	206	Sr.	9/3/86	0	Chicago, IL/Antioch HS
Jared Griffey	DE	6-2	228	r-So.	6/27/92	0	Clarksville, TN/Clarksville HS
Luke Hayes	S	5-10	205	r-So.	10/4/91	0	LaVergne, TN/LaVergne HS
Michael Kee	P	5-11	171	r-Fr.	8/9/92	0	Naples, FL/Naples HS
John Kelly	CB	5-11	181	r-So.	10/24/91	0	Memphis, TN/Whitehaven HS
Kennedy McGruder	FB	5-11	222	r-Sr.	1/30/90	0	Memphis, TN/Bolton HS
Robert Oeding	PK	6-3	215	r-So.	4/29/93	0	Germantown, TN/Houston HS
Zach Schiltz	WR	6-3	215	Fr.	6/17/93	0	Murfreesboro, TN/Siegel HS
Eric Shelton	PK	5-10	173	Fr.	4/6/94	0	Dayton, OH/West Carrollton HS
Eric Smith	WR	6-1	197	Fr.	9/18/93	0	Fayetteville, TN/Lincoln County HS
Evan Ward	LB	6-0	224	r-Fr.	7/8/92	0	Pacifica, CA/Archbishop Riordan

**PRONUNCIATION GUIDE**

Shubert Bastien .....	bass-steen	Dearco Nolan.....	Dee-Are-Co
Khari Burke .....	CAR-eee	Juno Prudhomm .....	Prew-dome
Jacob Corbaley .....	Core-buh-lee	Jimmy Staten .....	State-en
Jiajuan Fennell .....	Juh-Juan Fin-Nail	Max Ugboaja .....	YOU-bow-chugh
Leighton Gasque .....	Lay-Ton GAS-Cue		
Kenneth Gilstrap .....	Gill-Strap		
Kyle Griswold .....	Griz-wood		
Jadareius Hamlin.....	Juh-DARE-E-us		
Alex Jauregui.....	jair-ah-Ghee		

**ALPHABETICAL**

4	Herbert King, CB
45	Carlos Lopez, PK
13	Zachary Lopez, P
70	Roberto Loya, OL
	Kennedy McGruder, FB
85	Omar McLendon, DE
92	Patrick McNeil, DT
49	Kevin Mix, FB
71	Morris Moore, OL
12	Jeff Murphy, QB
89	Dearco Nolan, DE
60	Nick Nunez, OL
	Robert Oeding, PK
47	Rodney O'Neal, CB
26	Jordan Parker, RB
41	Chase Pennycuff, FB
84	Terry Pettis, WR
95	Kevin Pope, DT
29	William Pratcher, RB
42	Juno Prudhomm, S
64	Greg Rein, DS
39	James Roberson, LB
30	Stephen Roberts, LB
93	Marcus Robinson, DT
65	Hunter Rogers, OL
80	Zachary Schiltz, WR
8	Sammy Seamster, CB
72	Jonah Sells, OL
27	Chris Sharpe, CB
	Eric Shelton, PK
69	Blaine Sidders, DS
24	Jared Singletary, CB
	Eric Smith, WR
50	Iman Smith, LB
68	Matt Sprouse, OL
90	Jimmy Staten, DT
34	Anfornee Stewart, S
78	Adam Stichel, OL
88	Marcus Thurmond, WR
37	Harold Turner, WR
46	Max Ugboaja, DE
87	Vincent Van Horne, WR
77	Josh Walker, OL
	Evan Ward, LB
52	Ykeem Wells, LB
25	Reggie Whatley, WR
15	Shaun White, QB
1	Arthur Williams, WR
82	William Wilson, TE

## OFFENSE

<b>QB</b>	10	Logan Kilgore	6-3	194	r-Jr.
	15	Shaun White	5-11	210	r-Fr.
	12	Jeff Murphy	6-0	201	r-Sr.
<b>RB</b>	2	Benny Cunningham	5-10	210	Sr.
	21	Drayton Calhoun	5-11	186	r-Jr.
	26	Jordan Parker	6-1	195	Fr.
	29	William Pratcher	5-7	202	r-Jr.
<b>LT</b>	75	Darius Johnson	6-3	275	r-Fr.
	71	Morris Moore	6-4	297	r-So.
	57	Judd Hunt	6-4	283	r-So.
<b>LG</b>	77	Josh Walker	6-5	300	r-Jr.
	72	Jonah Sells	6-4	283	r-So.
	62	Patrick Hughes	6-4	295	Jr.
<b>C</b>	66	Micah James	6-3	308	Sr.
	58	Jesse Grisham	6-3	281	r-Jr.
	62	Patrick Hughes	6-4	295	Jr.
<b>RG</b>	61	Jadareius Hamlin	6-2	275	r-Jr.
	60	Nick Nunez	6-4	273	Jr.
	78	Adam Stickle	6-5	320	Fr.
<b>RT</b>	73	Isaiah Anderson	6-4	271	r-So.
	70	Roberto Loya	6-5	283	r-Fr.
	65	Hunter Rogers	6-7	310	Fr.
<b>WR (X)</b>	81	Christian Collis	6-0	210	r-Fr.
	37	Harold Turner	5-8	182	r-Sr.
	88	Marcus Thurmond	5-11	175	r-Sr.
<b>WR (H)</b>	9	Kyle Griswold	5-10	199	r-Jr.
	5	Jeremiah Bryson	5-8	185	r-Fr.
	25	Reggie Whatley	5-7	173	r-So.
<b>WR (Y)</b>	3	Tavarres Jefferson	5-9	204	Sr.
	19	Marcus Henry	6-0	188	So.
	87	Vincent Van Horne	5-11	191	r-Sr.
<b>WR (Z)</b>	6	Anthony Amos	5-11	190	r-Sr.
	1	Arthur Williams	6-2	191	r-Jr.
	87	Vincent Van Horne	5-11	191	r-Sr.

## DEFENSE

<b>LE</b>	55	Shubert Bastien	6-5	237	So.
	89	Dearco Nolan	6-2	241	r-Jr.
	97	Jiajuan Fennell	6-3	240	r-So.
<b>LT</b>	96	Kendall Dangerfield	6-2	287	r-Sr.
	92	Patrick McNeil	6-1	295	r-So.
	91	J.D. Jones	6-2	316	r-Fr.
<b>RT</b>	90	Jimmy Staten	6-4	305	r-Jr.
	98	Darios Bennett	6-1	301	Fr.
	99	Jerrold Frazier	6-1	286	r-Fr.
<b>RE</b>	85	Omar McLendon	6-3	245	Sr.
	17	Alexandro Antoine	6-1	243	r-Fr.
	46	Max Ugboaja	6-4	245	r-So.
<b>SAM</b>	39	James Roberson	6-0	205	r-Fr.
	38	T.T. Barber	6-1	215	Fr.
	35	Craig Allen	6-2	225	r-Jr.
<b>MIKE</b>	28	Christian Henry	6-1	228	r-So.
	52	Ykeem Wells	6-0	223	r-Fr.
	44	Corey Carmichael	5-11	227	Jr.
<b>WILL</b>	33	Roderic Blunt	6-0	228	r-Jr.
	40	Leighton Gasque	6-2	210	r-So.
	30	Stephen Roberts	6-3	230	r-Jr.
<b>LC</b>	18	Kenneth Gilstrap	5-9	180	r-Jr.
	27	Chris Sharpe	5-11	179	r-So.
	47	Rodney O'Neal	5-10	168	r-Fr.
<b>SS</b>	22	David Jones	5-11	197	r-Jr.
	36	Jajuan Harley	6-1	213	r-Jr.
	21	Robert Hogg	5-9	197	r-Sr.
<b>FS</b>	20	Kevin Byard	5-11	220	r-Fr.
	31	Reginald Farmer	5-10	187	r-Jr.
	42	Juno Prudhomm	6-0	219	Sr.
<b>RC</b>	7	Khari Burke	5-8	176	r-So.
	8	Sammy Seamster	6-1	201	r-Jr.
	24	Jared Singletary	5-8	167	r-Fr.

## RETURN SPECIALISTS

<b>KR</b>	18	Kenneth Gilstrap	5-9	180	r-Jr.
	9	Kyle Griswold	5-10	199	r-Jr.
	21	Drayton Calhoun	5-11	186	r-Jr.
<b>PR</b>	24	Jared Singletary	5-8	167	r-Fr.
	5	Jeremiah Bryson	5-8	185	r-Fr.

## PUNTERS/KICKERS

<b>P</b>	48	Josh Davis	5-10	211	r-Jr.
	13	Zachary Lopez	5-11	198	r-Fr.
<b>PK</b>	45	Carlos Lopez	5-10	208	r-Sr.
	OR 89	Cody Clark	6-1	170	Fr.
<b>DS</b>	69	Blaine Sidders	6-1	230	r-Fr.
	53	William Eads	6-0	205	Fr.
	64	Greg Rein	5-10	244	r-So.
<b>H</b>	48	Josh Davis	5-10	211	r-Jr.
	87	Vincent Van Horne	5-11	191	r-Sr.

**By State** (scholarship players only)

**Alabama (8)**

Christian Collis  
William Eads  
Austin Grammer  
Jesse Grisham  
Judd Hunt  
Patrick McNeil  
Hunter Rogers  
Arthur Williams

**Arkansas (1)**

Ethan Brewer

**California (6)**

Jacob Corbaley  
Logan Kilgore  
Jeff Murphy  
Nick Nunez  
Kevin Pope  
Vincent Van Horne

**Florida (15)**

Shubert Bastien  
Roderic Blunt  
Khari Burke  
Raynard Felton  
Jajuan Harley  
Christian Henry  
Darius Johnson  
Justin Jones  
Herbert King  
Morris Moore  
Juno Prudhomm  
Jared Singletary  
Iman Smith

Adam Stichel  
Shaun White

**Georgia (33)**

Craig Allen  
Drayton Calhoun  
T.T. Barber  
Darius Bennett  
O'Shae Bridges  
Chris Brown  
Kevin Byard  
Corey Carmichael  
Demetrius Frazier  
Leighton Gasque  
Josh Chester  
Kenneth Gilstrap  
Kyle Griswold  
Chris Hale  
Jadareius Hamlin  
Shaquille Huff  
Alex Jauregui  
J.D. Jones  
Roberto Loya  
Omar McLendon  
Dearco Nolan  
Rodney O'Neal  
Jordan Parker  
Terry Pettis  
William Pratcher  
James Roberson  
Stephen Roberts  
Marcus Robinson  
Chris Sharpe  
Jimmy Staten  
Anfornee Stewart

Ykeem Wells  
Reggie Whatley

**Illinois (1)**

Patrick Hughes

**Maryland (1)**

Micah James

**Mississippi (1)**

Marcus Henry

**North Carolina (1)**

Anthony Amos

**South Carolina (1)**

Marcus Thurmond

**Tennessee (12)**

Isaiah Anderson  
Alexandro Antoine  
Jeremiah Bryson  
Benny Cunningham  
Kendall Dangerfield  
Jiajuan Fennell  
Jerrold Frazier  
Tavarres Jefferson  
David Jones  
Sammy Seamster  
Max Ugboaja  
Josh Walker

**By Class** (scholarship players only)

**Seniors (11)**

Anthony Amos  
Benny Cunningham  
Kendall Dangerfield  
Micah James  
Tavarres Jefferson  
Omar McLendon  
Jeff Murphy  
Kevin Pope  
Juno Prudhomm  
Marcus Thurmond  
Vincent Van Horne

**Juniors (23)**

Craig Allen  
Drayton Calhoun  
Jacob Corbaley  
Roderic Blunt  
Corey Carmichael  
Logan Kilgore  
Kenneth Gilstrap  
Jesse Grisham  
Kyle Griswold  
Jadareius Hamlin  
Jajuan Harley  
Patrick Hughes  
David Jones  
Justin Jones  
Herbert King  
Dearco Nolan  
Nick Nunez  
William Pratcher  
Stephen Roberts  
Sammy Seamster  
Jimmy Staten

Josh Walker  
Arthur Williams

**Sophomores (13)**

Isaiah Anderson  
Shubert Bastien  
Khari Burke  
Jiajuan Fennell  
Leighton Gasque  
Christian Henry  
Marcus Henry  
Judd Hunt  
Patrick McNeil  
Morris Moore  
Chris Sharpe  
Max Ugboaja  
Reggie Whatley

**Redshirt Freshmen (15)**

Alexandro Antoine  
O'Shae Bridges  
Jeremiah Bryson  
Kevin Byard  
Christian Collis  
Jerrold Frazier  
Darius Johnson  
J.D. Jones  
Roberto Loya  
Rodney O'Neal  
James Roberson  
Marcus Robinson  
Jared Singletary  
Ykeem Wells  
Shaun White

**Freshmen (18)**

T.T. Barber  
Darius Bennett  
Ethan Brewer  
Chris Brown  
Josh Chester  
William Eads  
Raynard Felton  
Demetrius Frazier  
Austin Grammer  
Chris Hale  
Shaquille Huff  
Alex Jauregui  
Jordan Parker  
Terry Pettis  
Hunter Rogers  
Iman Smith  
Anfornee Stewart  
Adam Stichel

**2012 Spring Awards**

**Terry Whiteside Award**  
Logan Kilgore

**Dr. Sidney A. McPhee  
Senior Academic Award**  
Jeff Murphy

**Dr. James E. Walker  
Junior Academic Award**  
Kenneth Gilstrap

**Dr. Don Craig  
Sophomore Academic Award**  
Reggie Whatley

**Jeanne Massaquoi  
Freshman Academic Award**  
Shaun White

**Most Improved Quarterback**  
Shaun White

**Most Improved Running Back**  
Drayton Calhoun

**Most Improved Wide Receiver**  
Reggie Whatley

**Most Improved Offensive Line**  
Micah James

**Most Improved Defensive Line**  
Alexandro Antoine

**Most Improved Linebacker**  
Roderic Blunt

**Most Improved Safety**  
Kevin Byard

**Most Improved Corner**  
Kenneth Gilstrap

**Most Improved Strength Training  
Quarterback**  
Jeff Murphy

**Most Improved Strength Training  
Running Back**  
Benny Cunningham

**Most Improved Strength Training  
Wide Receiver**  
Kyle Griswold

**Most Improved Strength Training  
Offensive Line**  
Josh Walker

**Most Improved Strength Training  
Defensive Line**  
Omar McLendon

**Most Improved Strength Training  
Linebacker**  
Christian Henry

**Most Improved Strength Training  
Safety**  
Jajuan Harley

**Most Improved Strength Training  
Corner**  
Chris Sharpe

**Most Improved Strength Training  
Specialist**  
Josh Davis

**39 Lettermen Returning**

Craig Allen  
 Anthony Amos  
 Isaiah Anderson  
 Shubert Bastien  
 Roderic Blunt  
 Jamar Brown  
 Khari Burke  
 Corey Carmichael  
 Benny Cunningham  
 Kendall Dangerfield  
 Josh Davis  
 Reginal Farmer  
 Jiajuan Fennell

Leighton Gasque  
 Kenneth Gilstrap  
 Jesse Grisham  
 Kyle Griswold  
 Jadareius Hamlin  
 Christian Henry  
 Micah James  
 Tavarres Jefferson  
 David Jones  
 Justin Jones  
 Logan Kilgore  
 Omar McLendon  
 Jeff Murphy  
 Dearco Nolan

Kevin Pope  
 William Pratcher  
 Juno Prudhomm  
 Stephen Roberts  
 Sammy Seamster  
 Chris Sharpe  
 Jimmy Staten  
 Harold Turner  
 Max Ugboaja  
 Josh Walker  
 Reggie Whatley  
 Arthur Williams

**Lettermen Returning by Position (39)  
 Offense (16), (starters underlined - 5)**

\*had at least one start

**Offensive Line:** \*Isaiah Anderson, Jesse Grisham, \*Jadareius Hamlin, Micah James, Josh Walker

**Running back:** Benny Cunningham, \*William Pratcher

**Wide Receiver:** Anthony Amos, Jamar Brown, \*Kyle Griswold, Tavarres Jefferson, Harold Turner, \*Reggie Whatley, Arthur Williams

**Quarterback:** Logan Kilgore, \*Jeff Murphy

**Defense (22), (starters underlined - 6)**

**Linebacker:** \*Craig Allen, Roderic Blunt, \*Corey Carmichael, Leighton Gasque, \*Christian Henry, \*David Jones, Justin Jones, Stephen Roberts,

**Defensive Line:** \*Shubert Bastien, Kendall Dangerfield, Jiajuan Fennell, Omar McLendon, Dearco Nolan, Kevin Pope, Jimmy Staten, Max Ugboaja,

**Corners:** Khari Burke, Kenneth Gilstrap, Chris Sharpe,

**Safeties:** Reginald Farmer, Juno Prudhomm, \*Sammy Seamster,

**Specialists (1)**

**Placekicker:** None

**Kickoffs:** None

**Holder:** Josh Davis

**Punter:** Josh Davis

**Long Snapper:** None

**Lettermen Lost by Position (28)  
 Offense (16), (starters underlined - 6)**

\*had at least one start

**Offensive Line:** \*Preston Bailey, Colin Boss, Quinton Groves, Brandon McLeroy, Alex Stuart, Mike Williams

**Running back:** \*Marquise Branton, D.D. Kyles

**Wide Receiver:** Malcolm Beyah, \*Jared Bamber, Andrew Banks, \*Shane Blissard, Richard Drake, \*Jamal Gray, Tyler Mason, Sancho McDonald

**Quarterback:** None

**Defense (9), (starters underlined - 5)**

**Linebacker:** Darin Davis, Gorby Loreus, Norman Washington

**Defensive Line:** \*SaCoby Carter

**Corners:** \*T.L. Edwards, Arness Ikner

**Safeties:** Derrick Crumpton, \*Denzell Guerra, Eric Russell

**Specialists (3)**

**Placekicker:** Alan Gendreau

**Holder:** None

**Punter:** Nate Toulson

**Long Snapper:** Zeke Anderson



# 2012 PLAYER BIOS



**CHRISTIAN ADAMS**

Quarterback • 6-1 • 165 • r-FR  
Murfreesboro, TN (Oakland HS)

**2011:** Took a redshirt year.

**High School:** Lettered in football and basketball at Oakland High School ... Named all-region, all-area, and all-district in football while garnering all-state, all-area, all-region, and all-district honors in basketball ... As a senior, Adams threw for 1,900 yards, completed 18 touchdown passes, and rushed for 228 yards ... As a starter he had a career record of 33-6 ... Played for Coach Thomas McDaniel.

**Full Name:** Christian Adams ... Parents: Kyle Adams and Jolene Adams ... Born: 6/5/92 ... Major: Business.

... Runs a 4.5 40.

**Full Name:** Craig Devon Allen ... Parents: Archie and Danielle Allen ... Born: 11/30/91 ... Major: Liberal Studies.

**CAREER STATISTICS**

	G	UA	A	Total	TFL	Yds	QBS	YDS	PD	FF	FR	BK
2010	13	27	5	32	2.0	8	2-0	8	1	0	0	0
2011	9	38	15	53	2.5	7	1-0	5	0	1	1	0
<b>Total</b>	<b>22</b>	<b>65</b>	<b>20</b>	<b>85</b>	<b>4.5</b>	<b>15</b>	<b>3-0</b>	<b>13</b>	<b>1</b>	<b>1</b>	<b>1</b>	<b>0</b>

**CAREER HIGHS**

Most Tackles	10 vs Troy, Memphis, 2011
Most Solo Tackles	10 vs Memphis, 2011
Most Tackles for Loss	1.0, four times
Most QB Sacks	1.0, three times
Most Pass Breakups	1 vs WKU, 2010
Most Interceptions	0
Forced Fumbles	1 vs ASU, 2011
Fumble Recovery	1 vs WKU, 2011



**CRAIG ALLEN**

**35** Linebacker • 6-2 • 230 • r-JR  
Carrollton, GA (Villa Rica HS)

**Honors:** 2010 – Earned the most improved strength training award for linebackers following spring drills.

**2011:** Played in nine games and had five starts ... Had 392 snaps ... Was seventh on the team with 53 tackles to go with 2.5 TFLs, two hurries, a sack, a fumble recovery and a forced fumble ... Earned three winning grades from the coaches ... Turned in nine tackles in first collegiate start at Purdue to go along with a sack ... Had three stops vs GT ... Led the Blue Raiders with 10 tackles at Troy and paced the team again vs Memphis with 10 solo stops and a TFL ... Collected eight tackles, a fumble recovery, and a hurry against WKU ... Missed the FAU, ULL, Tennessee, and ULM games due to a shoulder injury ... Returned against ASU and was credited with a forced fumble ... Had five stops vs FIU and six against North Texas.

**2010:** Played in all 13 games and earned 14 winning grades from the coaches ... Saw action in 309 total plays, including a season-high 45 against North Texas ... Ranked 13th on the team with 32 stops, including 27 solos (6 tackles came on special teams) ... Also had two sacks and a pass breakup ... Had four tackles in his first collegiate game against Minnesota, then had three solo stops in win over APSU in just 20 plays ... Turned in four solo tackles, a sack, and TFL in win over Louisiana ... Collected three tackles and a sack against North Texas ... Had five unassisted tackles and a pass breakup at WKU, then followed that with five stops against FAU.

**2009:** Took a redshirt year.

**High School:** A two-star recruit by Rivals.com ... Named all-state and first team Region 5-AAAA ... Had 96 tackles, 12 sacks, and eight receptions his senior year as team went 8-3 (team went 12-1 his junior year)... Also lettered in basketball and track ... Was third in the state his junior year in the triple jump ... Played for Coach Rob Cleveland



**ANTHONY AMOS**

**6** Wide Receiver • 5-11 • 190 • r-SR  
Fayetteville, NC (Westover HS)

**Honors:** 2012 – Presented the “Play of the Year” at the 2012 Raiders Choice Awards for his game-winning catch against Memphis during the 2011 season.

**2011:** Saw action in 11 games and earned seven starts ... Was third among all receivers with 492 snaps played ... Ranked fifth on the team with 27 catches for 379 yards and three touchdowns ... Earned seven winning grades from the coaches ... Had seven plays of 20 or more yards ... Picked up his first career start at Purdue and responded with three catches for 30 yards ... Followed that with a two-catch game vs GT ... Hauled in three passes for 84 yards and a touchdown against Troy (TD covered 34 yards) ... Scored the game-winning touchdown with 11 seconds to play on a 33-yard catch from Logan Kilgore (also recovered a key fumble early in the game-winning drive) ... Recorded the first 100-yard receiving game of his career with seven catches for 100 yards and a touchdown against WKU ... Missed the FAU game due to a hand injury ... Returned against UL ... Had one catch at Tennessee ... Turned in four receptions for 50 yards at ULM ... Led MT with three catches at North Texas.

**2010:** Did not see action in any games.

**High School:** Lettered in football and basketball at Westover High School in Fayetteville, NC ... Played for Coach Milton Butts.

**Full Name:** Anthony Tyrone Amos II ... Parents: Anthony Amos and Vonda Amos ... Born: 8/2/90 ... Major: Liberal Studies ... Noteworthy: Transferred from City College in San Francisco, CA.

**CAREER STATISTICS**

	G	Rec	Yds	TD	Lg	Rec/G	Avg/C	Avg/G
2011	11	27	379	3	34	2.5	14.0	34.5
<b>Total</b>	<b>11</b>	<b>27</b>	<b>379</b>	<b>3</b>	<b>34</b>	<b>2.5</b>	<b>14.0</b>	<b>34.5</b>

**CAREER HIGHS**

Most Receptions.....	7 vs WKU, 2011
Most Receiving Yards.....	100 vs WKU, 2011
Longest Reception.....	33 vs Memphis, 2011
Touchdown Receptions .....	1 vs Memphis, WKU, 2011



**ISAIAH ANDERSON**  
**73** OL • 6-4 • 274 • r-SO  
 Franklin, TN (Franklin HS)

**Honors:** 2011 – Earned the most improved offensive lineman award following spring drills.

**2012:** Suffered a knee injury during spring drills but will be full speed for August camp.

**2011:** Played in 11 games and had two starts ... Had 210 total snaps, including 96 the last two games of the season ... Earned two winning grades from the coaches ... Had eight total knockdowns ... Played 24 snaps in loss to GT and started the second half at right tackle ... Earned 32 snaps at Troy ... Picked up his first career start (right tackle) against FIU and played 54 snaps ... Started at North Texas and played 42 snaps.

**2010:** Took a redshirt year.

**High School:** Named to the Tennessean's Dream Team in 2009 as one of the best players in the state ... Was all-state, all-midstate, and all-region his senior year ... Versatile lineman for Franklin High School who helped them advance to Class AAA quarterfinals ... Known for his good footwork and blocking with tenacity ... Had 69 knockdown blocks in 2009 ... Lettered in football and wrestling ... Played for Coach Craig Clayton.

**Full Name:** Isaiah Lee Anderson ... Parent: Tammy Lee ... Born: 5/15/92 ... Major: Mass Communication.



**ALEXANDRO ANTOINE**  
**17** Defensive End • 6-1 • 243 • r-FR  
 Antioch, TN (Antioch HS)

**Honors:** 2012 – Earned Named the Most Improved Defensive Lineman at the conclusion of spring drills.

**2011:** Took a redshirt year.

**High School:** A three-star recruit by ESPN and Rivals.com ... Named second team all-mid-state by the Tennessean and was the district Defensive MVP his senior year ... Named preseason all-state in 2010 by Murphy Fair ... As a senior, he posted 57 tackles, 14 TFLs, 5.5 sacks, four forced fumbles and an interception while adding three receptions as a tight end ... As a junior he tallied 40 stops, 14 TFLs, 12 sacks, and two forced fumbles ... Played for Coach Mike Woodward.

**Full Name:** Alexandro Antoine ... Parents: Innocent and Creda Antoine ... Born: 10/26/92 ... Major: Undecided.



**BRYAN ARMSTRONG**  
 Safety • 5-10 • 189 • r-SR  
 Memphis, TN (Central HS)

**2011:** Did not see action in any games.

**2010:** Did not see action in any games.

**2009:** Took a redshirt year.

**2008:** Attended Lane College in Jackson, Tenn.

**High School:** Lettered in football, basketball, and track for four years at Central High School in Memphis.

**Full Name:** Bryan Derrick Armstrong ... Parents: Byron and Doris Armstrong ... Born: 3/27/90 ... Major: Technology Engineering.




**DARRELL BAPTIST**  
 Tight End • 6-3 • 231 • r-SO  
 Memphis, TN (Whitehaven HS)

**2011:** Did not compete in any games.

**2010:** Took a redshirt year.

**High School:** Lettered in football at Whitehaven High School where he played for Coach Rodney Saulsberry.

**Full Name:** Darrell Baptist ... Parents: Darrell Baptist and Chandra Bradley ... Born: 5/15/92 ... Major: Political Science.



**SHUBERT BASTIEN**  
**55** Defensive End • 6-5 • 237 • SO  
 Riviera Beach, FL (Wm. Dwyer HS)

**Honors:** 2011 – Named to Sun Belt Conference Writers All-Freshman team


2011: Played in all 12 games and earned three starts ... Only true freshman to play in 2011 ... Ended year with 33 tackles, 4.5 TFLs, two forced fumbles, two hurries, a fumble recovery, and a blocked kick ... Played 377 total snaps and earned eight winning grades from the coaches ... Had six tackles, including a TFL and a forced fumble at Troy ... Registered a quarterback hurry and a blocked field goal (at end of regulation) against WKU ... Turned in four tackles and a fumble recovery in win over FAU ... Had six tackles, including a TFL against UL ... Added 1.5 TFLs at ULM ... Received his first career start against ASU at right end and responded with eight solo tackles to go with a TFL, forced fumble, and a hurry ... Played a season-high 69 snaps against ASU.

**High School:** Lettered in football at William T. Dwyer High School where he helped lead team to a state championship in 2010 ... As a senior he collected 64 tackles, 11 TFLs, eight sacks, two forced fumbles, and scored a touchdown ... Played for Coach Jack Daniels.

**Full Name:** Shubert Bastien ... Parent: Juliene Laguerre ... Born: 8/20/93 ... Major: Undecided.

CAREER STATISTICS												
Tackles	G	UA	A	Total	TFL	Yds	QBS	YDS	PD	FF	FR	BK
2011	12	25	8	33	4.5	12	0	0	0	2	1	1
<b>Total</b>	<b>12</b>	<b>25</b>	<b>8</b>	<b>33</b>	<b>4.5</b>	<b>12</b>	<b>0</b>	<b>0</b>	<b>0</b>	<b>2</b>	<b>1</b>	<b>1</b>

CAREER HIGHS	
Most Tackles	8 vs ASU, 2011
Most Solo Tackles	8 vs ASU, 2011
Most Tackles for Loss	1.5 vs ULM, 2011
Most QB Sacks	0
Fumble Recovery	1 vs FAU, 2011
Forced Fumble	1 vs Troy, ASU, 2011
Pass Breakup	0
Most Blocks	1 vs WKU, 2011



**RODERIC BLUNT**  
**33** Linebacker • 6-0 • 228 • r-JR  
 Miramar, FL (Everglades HS)

**Honors:** 2012 – Earned Named the Most Improved Linebacker at the conclusion of spring drills.

**2011:** Saw action in all 12 games and earned six starts ... Had a career-best 54 tackles to go with two hurries ... Registered nine winning grades to lead all linebackers ... Played 450 total snaps ... Turned in seven tackles in 44 plays against GT ... Earned first career start at FAU and responded with five stops and a half sack ... Registered a career-best nine tackles against UL, including a TFL ... Added seven stops at Tennessee and registered eight tackles in a season-high 61 snaps at ULM ... Collected five tackles and a hurry against ASU ... Registered six stops in loss to FIU.

**2010:** Played in five games with most of his action coming on special teams ... Was in on 35 total snaps during the year, including a season-high 13 against Austin Peay ... Earned four winning grades from the coaches ... Saw his first collegiate action in win over APSU.

**2009:** Took a redshirt year.

**High School:** A three-star recruit by Rivals.com and the No. 43 middle linebacker in the nation by Scout.com ... Selected to the North-South All-Star Game and the Dade County and Broward County All-Star Game ... Combined for more than 200 tackles and 16 sacks his junior and senior seasons ... Had 100 tackles and four sacks as a junior ... Played with former Blue Raider defensive end Emmanuel Perez at Everglades High School and was coached by Josh Shapiro ... Runs a 4.5 40.

**Full Name:** Roderic Jerrell Blunt ... Parents: Rodney and Jackie Blunt ... Born: 5/13/90 ... Note: Father, Rodney Blunt, played running back at Clemson ... Major: Liberal Studies.

CAREER STATISTICS												
Tackles	G	UA	A	Total	TFL	Yds	QBS	YDS	PD	FF	FR	BK
2010	5	2	0	2	0.0	0	0	0	0	0	0	0
2011	12	30	24	54	1.5	8	0.5	4	0	0	0	0
<b>Total</b>	<b>17</b>	<b>32</b>	<b>24</b>	<b>56</b>	<b>1.5</b>	<b>8</b>	<b>0.5</b>	<b>4</b>	<b>0</b>	<b>0</b>	<b>0</b>	<b>0</b>

CAREER HIGHS	
Most Tackles	9 vs UL, 2011
Most Solo Tackles	5 vs UL, Tennessee, ASU, 2011
Most Tackles for Loss	1.0 vs UL, 2011
Most QB Sacks	0.5 vs FAU, 2011
Most Pass Breakups	0
Most Interceptions	0
Forced Fumbles	0
Fumble Recovery	0



**O'SHAE BRIDGES**  
**94** Defensive Tackle • 6-2 • 244 • r-FR  
 Norcross, GA (Norcross HS)

**2011:** Took a redshirt year.

**High School:** Lettered two years in football at Norcross High School ... As a senior, he turned in 57 tackles, 19 TFLs, five hurries, four sacks, and four caused fumbles ... Played football for Coach Keith Maloff.

**Full Name:** O'Shae Malik Bridges ... Parents: Paul Easley and Angelia Bridges ... Born: 5/28/93 ... Major: Information Systems.



**HOUSTON BROWN**  
 Wide Receiver • 5-10 • 188 • r-FR  
 Murfreesboro, TN (Brentwood HS)

**2011:** Took a redshirt year.

**High School:** Lettered in football, basketball, and track at Brentwood High School ... Earned all-region honors in 2010 and was a member of the Tennessee Top 100.

**Full Name:** Houston Brown ... **Parents:** Finess and Catina Brown ... **Born:** 7/6/93 ... **Major:** Marketing ... **Other:** His father was a walk-on WR at MT from 1991 to 1993.

**Full Name:** Khari Damani Burke ... **Parent:** Bridget Starks ... **Born:** 3/30/92 ... **Major:** Liberal Studies.



**JEREMIAH BRYSON**

**5** Wide Receiver • 5-8 • 185 • r-FR  
Smyrna, TN (Smyrna HS)

**2012:** Made the move to receiver prior to spring drills but moved back to running back at the conclusion of spring workouts.

**2011:** Originally signed with the University of Pittsburgh but transferred to MT in August and had to sit out the 2011 campaign due to NCAA transfer rules.

**High School:** Rated one of the top 12 prospects in Tennessee by Rivals ... Was a two-way contributor to Smyrna's state runner-up team as a senior, starring as a running back on offense and free safety and cornerback on defense ... Rushed for 1,515 yards and 19 touchdowns ... Also had 20 receptions for 260 yards and four TD catches ... Totaled 47 tackles and four interceptions on defense ... Named to the Tennessee Sports Writers Association (TSWA) Class 6A All-State Team ... District 7-AAA Offensive Player of the Year ... Led Smyrna to a 13-2 record as a senior and a berth in the Tennessee Class 6A championship game ... Rated the No. 13 player in Tennessee by SuperPrep ... SuperPrep All-Dixie Team ... Played under Coach Matt Williams.

**Full Name:** Jeremiah Lamont Bryson ... **Born:** 6/29/92 ... **Parent:** Marica Bryson ... **Major:** Special Education.



**KHARI BURKE**

**7** Cornerback • 5-8 • 176 • r-SO  
Plantation, FL (S. Plantation HS)


**2011:** Played in all 12 games with most of his time coming on special teams ... Had 193 total snaps and picked up six winning grades from the coaches ... Finished the year with 10 tackles with a team-high nine coming on special teams ... Had two stops vs GT ... Played 26 snaps vs Memphis with 16 on special teams ... Added two tackles against WKU and FAU.

**2010:** Took a redshirt year.

**High School:** Rated a 3-star recruit by Rivals.com and ranked as the 78th best cornerback ... As a senior, he registered 41 tackles, eight tackles for loss, five interceptions (returned two for touchdowns), 12 pass breakups, and two forced turnovers ... Also scored nine total touchdowns while adding 500 yards rushing and 300 yards receiving ... Earned first team all-Broward County honors and played in the North-South Broward County All-Star game and the Broward vs Dade County All-Star game.

**CAREER STATISTICS**

Tackles	G	UA	A	Total	TFL	Yds	INT	YDS	PD	FF	FR	BK
2011	12	6	4	10	0.0	0	0	0	0	0	0	0
<b>Total</b>	<b>12</b>	<b>6</b>	<b>4</b>	<b>10</b>	<b>0.0</b>	<b>0</b>	<b>0</b>	<b>0</b>	<b>0</b>	<b>0</b>	<b>0</b>	<b>0</b>



**KEVIN BYARD**

**20** Safety • 5-11 • 220 • r-FR  
Lithonia, GA (M.L. King HS)

**Honors:** 2012 – Earned Named the Most Improved Safety at the conclusion of spring drills.

**2011:** Took a redshirt year.

**High School:** Voted first team all-state for Class AAAAA by the Atlanta Journal Constitution and the Associated Press ... Also earned all-region honors on offense and defense, while also garnering all-area and all-county accolades ... A two-star recruit by ESPN who was a two-way standout for M.L. King ... As a senior, he collected 94 tackles, two interceptions, two blocked punts, and two fumble recoveries, while adding 35 receptions for 723 yards and six touchdowns on offense to go with 245 rushing yards and two scores ... Also returned 12 kickoffs for 350 yards and a touchdown ... Played in the 2010 Georgia North vs South All-Star Game ... Lettered in football and track ... Played for Coach Michael Carson.

**Full Name:** Kevin L. Byard ... **Parents:** Kevin Byard Sr. and Artina Stanley ... **Born:** 8/17/93 ... **Major:** Undecided.



**DRAYTON CALHOUN**

**21** Running Back • 5-11 • 186 • r-JR  
Clarkston, GA (Tucker HS)

**Honors:** 2012 – Named Most Improved Running Back at the conclusion of spring drills ... 2011 – Earned the most improved strength training award for running backs following spring drills.


**2011:** Sat out the season due to NCAA transfer rules ... Also a member of the track team.

**LSU:** Redshirted as a true freshman in 2009 ... Enrolled at LSU in January of 2009 and participated in spring practice with the Tigers.

**High School:** SuperPrep All-America and a member of the ESPNU 150 as a senior in 2008 ... A Class 4A first-team all-state selection as a senior and helped lead Tucker to the class 4A state championship ... Rushed for 1,211 yards and 12 touchdowns during

his senior season ... Played both running back and defensive back as a senior ... As a junior, carried the ball 121 times for 1,062 yards and 12 touchdowns ... Ranked as a four-star prospect by Rivals.com and Scout.com ... A five-star prospect in the Sports Illustrated Tackle Top 200 ... Named to the Atlanta Journal-Constitution Super Southern 100 ... Rated as the No. 8 athlete in the nation by SuperPrep ... Ranked as the No. 10 athlete in the country by Rivals.com ... Ranked as the #12 athlete in the country by ESPNU ... Rated as the No. 18 athlete in the country in the Sports Illustrated Tackle Top 200 ... Rated as the No. 10 prospect in the state of Georgia by Rivals.com ... Rated as the No. 17 prospect in the state of Georgia by SuperPrep ... A member of the Rivals 250 ... Rated as the No. 66 overall prospect in the Mobile Press Register Super Southeast 120 ... Coached by Franklin Stephens.

**Full Name:** Drayton Marcel Allen-Calhoun ... Parents: Mom is the late Matilda Allen-Calhoun ... Born: 1/8/91 ... Major: Liberal Studies.




**LANCE CAMPBELL**  
**56** OL • 6-3 • 310 • r-SO  
 Manchester, TN (Coffee Co. HS)

**2011:** Did not see action in any games.

**2010:** Took a redshirt year.

**High School:** Lettered in football, track and wrestling at Coffee County High School ... Earned all-district honors in football and was invited to play in the Tennessee-Georgia All-Star Game ... Played for Coach Eddie Nunley.

**Full Name:** Thomas Lance Campbell ... Parents: Paul and Pamela Campbell ... Born: 9/9/91 ... Major: Undecided.



**COREY CARMICHAEL**  
**44** Linebacker • 5-11 • 227 • JR  
 Canton, GA (Woodstock HS)

**Honors:** 2010 – Named to the Sun Belt All-Freshman Team by the league's beat writers.

**2011:** Played in 10 games and earned four starts ... Had 289 total snaps and registered two winning grades from the coaches ... Finished year with 18 tackles and 1.5 TFLs ... Started at Purdue and had two tackles before leaving game in second quarter with a shoulder injury ... Also had two stops vs GT and three against Troy ... Sat out the Memphis and WKU games due to a violation of athletic department policy ... Added five tackles against UL ... Had a TFL against North Texas.

**2010:** Competed in 11 of 13 games and had three starts ... Had 357 total snaps and 40 or more in a game four times ... Earned 10 winning grades from the coaches ...

Registered 35 total tackles on the season to go with 5.5 TFLs, a half sack, and a fumble recovery ... Had 22 tackles over the last five games ... Played in his first collegiate game at Memphis and had one tackle ... Also had a stop at Louisiana ... Collected four tackles in 33 snaps against Troy and turned in four stops at Georgia Tech ... Registered three tackles and a half sack against ULM ... Had four stops, including a TFL against North Texas ... Collected five tackles, including a TFL at WKU ... In his first career start, he had five stops, including a TFL and a quarterback hurry against FAU in a season-high 55 snaps ... Also started at FIU and had four tackles and a key fumble recovery late to stop a potential game-winning drive.

**High School:** Ranked the 91st best middle linebacker in the country by Scout.com ... Earned honorable mention 5-A all-state honors after leading Woodstock in tackles for the second straight year with 145 ... Also had three sacks, two blocked kicks, two pass breakups, three hurries, and an interception, while rushing five times for 131 yards and a touchdown as a fullback ... Voted the 2009 Cherokee County Gridiron Club Player of the Year, was the Cherokee Tribune Defensive Player of the Year, and won the Cherokee County Gridiron Iron Man Award ... Named the 2009 Woodstock High Football Power Champion ... Nominated for the 2009 North-South All-Star game ... Was a team captain in 2009 and the defensive captain in 2008 ... Registered 110 tackles as a junior to go with five sacks, an interception and three caused fumbles ... Also lettered in track where he was all-county and owns the school record in the shot put (53'1") ... Played for Coach Mike O'Brien at Woodstock High School.

**Full Name:** Corey John Carmichael ... Parents: Dan and Robyn Carmichael ... Born: 8/24/91 ... Major: Liberal Studies ... Other: Brother Danny was a four-year letterman for the Blue Raiders (2006-09).

**CAREER STATISTICS**

Tackles	G	UA	A	Total	TFL	Yds	QBS	YDS	PD	FF	FR	BK
2010	11	18	17	35	5.5	16	0.5	5	0	0	1	0
2011	10	10	8	18	1.5	1	0	0	0	0	0	0
<b>Total</b>	<b>21</b>	<b>28</b>	<b>25</b>	<b>53</b>	<b>7.0</b>	<b>17</b>	<b>0.5</b>	<b>5</b>	<b>0</b>	<b>0</b>	<b>1</b>	<b>0</b>

**CAREER HIGHS**

Most Tackles ..... 5 vs WKU, FAU, 2010; UL, 2011  
 Most Solo Tackles ..... 4 vs WKU, NT, 2010  
 Most Tackles for Loss ..... 1, five times  
 Most QB Sacks ..... 0.5 vs ULM, 2010  
 Most Pass Breakups ..... 0  
 Most Interceptions ..... 0



**CHRISTIAN COLLIS**  
**81** Wide Receiver • 6-0 • 210 • r-FR  
 Opelika, AL (Beauregard HS)

**2011:** Took a redshirt year.

**High School:** Rated a three-star recruit by Rivals.com ... Named honorable mention all-state for Class 4A ... Also tabbed all-area and was a member of the Super 8 Area team ... Was second in the state track meet with a triple jump of 43-5.5 ... Collected 45 catches for 832 yards and eight touchdowns his senior season ... As a junior, he reeled in 27 receptions for 439 yards and five touchdowns ... Lettered in football, basketball, and track ... Played for Coach Smitty Grider.

**Full Name:** Christian Oneal Collis ... **Parents:** Terence Collis and Racquel Ellington ... **Born:** 8/28/93 ... **Major:** Undecided.



**BENNY CUNNINGHAM**

**2** Running Back • 5-10 • 212 • SR  
Nashville, TN (Goodpasture HS)

**Honors:** 2012 – Named to Doak Walker Watch List ... Named Most Improved Strength Training Running Back at the conclusion of spring drills ... 2010 – Named the most improved running back following spring drills ... 2009 – Voted to the Honorable Mention All-SBC Freshman Team by the league’s beat writers.

**2011:** Played in eight games and had six starts ... Earned 10 winning grades from the coaches ... Was second on the team in rushing with 501 yards and four touchdowns while leading all backs with 17 receptions for 187 yards and a score ... Had seven plays of 20 yards or more ... Led team with 65 yards rushing on 14 carries and scored a touchdown at Purdue ... Also added a career-best four catches while forcing a fumble on the punt team ... Led the Blue Raiders with 80 yards rushing on 15 attempts and one touchdown against GT ... Topped the 100-yard mark for the first time in his career with 117 yards on 19 carries against Troy, while also adding a 37-yard touchdown reception ... Had six carries for 25 yards and three catches for 34 yards in the first half against Memphis before suffering a foot injury ... Did not play against WKU, FAU, UL or Tennessee ... Returned against ULM and led team with 53 rushing yards to go with three receptions ... Led Raiders with 65 yards rushing and three receptions against FIU ... Paced team at North Texas with 80 yards rushing on 15 attempts.

**2010:** Played in all 13 games and earned two starts ... Was second among backs with 478 snaps played ... Led the team with 23 winning grades from the coaches ... Was fourth on the team with 355 rushing yards on 78 attempts to go with four touchdowns ... Also had 16 receptions for 96 yards and returned 14 kickoffs for 364 yards (26.0) ... Led the team in special teams tackles with 11 ... Had seven carries for 31 yards against Minnesota ... Turned in a career-best 86 yards on a personal-high 14 carries to go with a touchdown in win over APSU, while also serving as a game captain ... Collected three receptions against Troy ... Rushed seven times for 49 yards against ULM for a 7.0 average ... Had 40 yards rushing on 11 attempts and a touchdown at ASU ... Voted a game captain at ASU ... Led the Blue Raiders with 59 yards rushing at WKU and scored the game-winning touchdown on a 6-yard run ... Had a 2-yard touchdown run and two receptions in win over FIU.

**2009:** Saw action in 11 games and had 169 snaps with a season-high 32 snaps at Troy ... Had six winning grades from the coaching staff ... Was third on the team with 173 yards rushing on 46 attempts and two touchdowns ... Rushed four times for eight yards in his first collegiate game against Memphis ... Had eight carries for 58 yards to go with two receptions for 56 yards and a touchdown at North Texas ... Scoring reception was a 50 yarder ... Had three carries for 12 yards in win over WKU ... Rushed eight times for 59 yards, including a 42-yard touchdown run against FIU ... Recorded a 20-yard reception against ASU ... Rushed for 11 yards and a touchdown in New Orleans Bowl win over Southern Miss.

**High School:** Named the Tennessee Titans Mr. Football Class 2A Back for 2008 football season ... Named TSWA All-State and the Region Player of the Year ... Voted to the All-Southern Football Team by the Orlando Sentinel ... Selected to Tennessee East-West

All-Star Game ... A two-star recruit by Rivals.com ... Rushed for a school record 1,744 yards and 2,357 all purpose yards to go along with 29 touchdowns during his senior campaign ... Also added 119 tackles on defense to with an interception and four pass breakups ... Led Goodpasture to the State semifinals with a 35-21 win over CPA by rushing for 231 yards and three touchdowns ... As a junior he rushed for 721 yards and 16 touchdowns while collecting 62 tackles and an interception ... Owns the school record in single-season rushing yards (1,744), career touchdowns (60), touchdowns in a game (five), touchdowns in a season (29), and all-purpose yards in a season (2,357) and career (4,611) ... Also lettered in basketball and track ... Played for Coach David Martin ... Runs a 4.39 40.

**Full Name:** Benjamin Corey Cunningham ... **Parent:** Sheridan Dotson ... **Born:** 7/7/90 ... **Major:** Business Management.

CAREER STATISTICS										
<b>Rushing</b>	<b>G</b>	<b>Att</b>	<b>Yds</b>	<b>TD</b>	<b>Lg</b>	<b>Avg/C</b>	<b>Avg/G</b>			
2009	11	46	173	2	42	3.8	15.7			
2010	13	78	355	4	20	4.6	27.3			
2011	8	115	501	4	26	4.4	62.6			
<b>Total</b>	<b>32</b>	<b>239</b>	<b>1029</b>	<b>10</b>	<b>42</b>	<b>4.3</b>	<b>32.2</b>			
<b>Total Offense</b>	<b>G</b>	<b>Rush</b>	<b>Pass</b>	<b>Total</b>	<b>Avg/G</b>					
2009	11	173	0	173	15.7					
2010	13	355	0	355	27.3					
2011	8	501	0	501	62.6					
<b>Total</b>	<b>32</b>	<b>1029</b>	<b>0</b>	<b>1029</b>	<b>32.2</b>					
<b>Receiving</b>	<b>G</b>	<b>Rec</b>	<b>Yds</b>	<b>TD</b>	<b>Lg</b>	<b>Rec/G</b>	<b>Avg/C</b>	<b>Avg/G</b>		
2009	11	5	73	1	50	0.5	14.6	6.6		
2010	13	16	96	0	20	1.2	6.0	7.4		
2011	8	17	187	1	37	2.1	11.0	23.4		
<b>Total</b>	<b>32</b>	<b>38</b>	<b>356</b>	<b>2</b>	<b>50</b>	<b>1.2</b>	<b>9.4</b>	<b>11.1</b>		
<b>Scoring</b>	<b>G</b>	<b>TD</b>	<b>Rush</b>	<b>Pass</b>	<b>Retn</b>	<b>PAT</b>	<b>2PAT</b>	<b>FG</b>	<b>Total</b>	<b>Avg/G</b>
2009	11	3	2	1	0	0	0	0	18	1.6
2010	13	4	4	0	0	0	0	0	24	1.8
2011	8	5	4	1	0	0	0	0	30	3.8
<b>Total</b>	<b>32</b>	<b>12</b>	<b>10</b>	<b>2</b>	<b>0</b>	<b>0</b>	<b>0</b>	<b>0</b>	<b>72</b>	<b>2.2</b>
<b>Kick Returns</b>	<b>G</b>	<b>No.</b>	<b>Yds</b>	<b>TD</b>	<b>Lg</b>	<b>Avg/R</b>	<b>Avg/G</b>			
2009	11	0	0	0	0	0.0	0.0			
2010	13	14	364	0	38	26.0	28.0			
2011	8	1	11	0	11	11.0	1.4			
<b>Total</b>	<b>32</b>	<b>15</b>	<b>375</b>	<b>0</b>	<b>38</b>	<b>25.0</b>	<b>11.7</b>			
<b>All Purpose</b>	<b>G</b>	<b>Rush</b>	<b>Rec</b>	<b>PR</b>	<b>KR</b>	<b>IR</b>	<b>Total</b>	<b>Avg/G</b>		
2009	11	173	73	0	0	0	246	22.4		
2010	13	355	96	0	364	0	815	62.7		
2011	8	501	187	0	11	0	699	87.4		
<b>Total</b>	<b>32</b>	<b>1029</b>	<b>356</b>	<b>0</b>	<b>375</b>	<b>0</b>	<b>1760</b>	<b>55.0</b>		

**CAREER HIGHS**

Most Rushing Attempts.....	19 vs Troy, 2011
Most Rushing Yards.....	117 vs Troy, 2011
Most Rushing TDs.....	1, seven times
Longest Run.....	42 vs FIU, 2009
Most Receptions.....	4 vs PU, 2011
Most Receiving Yards.....	56 vs North Texas, 2009
Longest Reception.....	50 vs North Texas, 2009
Touchdown Receptions.....	1 vs UNT, 2009; Troy, 2011
Kickoff Returns.....	4 vs WKU, 2010
Kickoff Return Yards.....	118 vs WKU, 2010
Long Kickoff Return.....	38 vs WKU, 2010



**KENDALL DANGERFIELD**

**96**

Defensive Tackle • 6-2 • 290 • r-SR  
Pulaski, TN (Giles County HS)

**2011:** Played in all 12 games and had seven starts ... Had a career-best 31 tackles, while also posting a team-high 8.0 TFLs, two hurries, a sack, and a fumble recovery ... Played 517 total snaps and earned 11 winning grades from the coaches ... Made his first collegiate start at Purdue and added two stops ... Also had two stops and a TFL vs GT ... Collected three solo tackles in win over Memphis ... Had two stops, including a TFL against WKU ... Registered three tackles, including 1.5 TFLs in win over FAU ... Had four tackles, including a TFL against UL ... Added two stops and a hurry against UT ... Collected four stops, including a sack and 1.5 TFLs in loss to ASU ... Against FIU he turned in a career-high five tackles to go with 2.0 TFLs and a hurry ... Had two stops and a fumble recovery at North Texas.

**2010:** Sat out the season due to a failure to meet NCAA academic requirements.

**2009:** Played in all 13 games and was in on 139 snaps including a season-high 18 at Clemson ... Earned three winning grades from the coaching staff ... Turned in nine total tackles and a quarterback hurry on the season ... Had one tackle in road win against North Texas ... Also had one tackle against Mississippi State and FAU ... Added one stop and a quarterback hurry in win over ULM ... Had one tackle in New Orleans Bowl win over USM.

**2008:** Took a redshirt year.

**High School:** Collected 73 tackles and 13 sacks and had three blocked field goals his senior year for Giles County ... Earned the team's defensive MVP honors three years in a row ... Voted first team all-state by the Tennessee Sports Writers Association in 2007 ... Named to the 2007 Preseason Star Therapy All-State team and also earned all-region honors ... Voted to the 2007 East-West All-Star game ... Tallied 11 tackles and four sacks against Columbia Central ... Registered 86 tackles, three sacks, and four fumble recoveries as a junior on his way to being named Region 5-3A DL MVP ... Team went 8-3 in 2007 and 11-2 in 2006 ... Is the nephew of former Blue Raider Randy Houston (1990-92) ... Played for Coach David O'Connor.

**Full Name:** Kendall Antionne Dangerfield ... Parents: Ken and Brenda Dangerfield ... Born: 4/5/90 ... Major: Liberal Studies.

**CAREER STATISTICS**

Tackles	G	UA	A	Total	TFL	Yds	QBS	YDS	PD	FF	FR	BK
2009	13	6	3	9	0.0	0	0	0	0	0	0	0
2011	12	19	12	31	8.0	23	1	10	0	0	1	0
<b>Total</b>	<b>25</b>	<b>25</b>	<b>15</b>	<b>40</b>	<b>8.0</b>	<b>23</b>	<b>1</b>	<b>10</b>	<b>0</b>	<b>0</b>	<b>1</b>	<b>0</b>

**CAREER HIGHS**

Most Tackles.....	5 vs FIU, 2011
Most Solo Tackles .....	4 vs FIU, 2011
Most Tackles for Loss .....	2.0 vs FIU, 2011
Most QB Sacks.....	1 vs ASU, 2011
Fumble Recovery.....	1 vs North Texas, 2011
Forced Fumble.....	0



**JERMAINE DAVE**

Wide Receiver • 6-1 • 209 • FR  
Murfreesboro, TN (Siegel HS)

**2011:** Took a redshirt year.

**High School:** Lettered in football at Siegel High School ... Played for Coach Greg Wyant.

**Full Name:** Jermaine Dave ... Parents: Fonzie Dave and Terry Chapman ... Born: 6/10/93 ... Major: Business Management.



**AARON DAVIS**

Running Back • 6-0 • 206 • SR  
Chicago, IL (Antioch HS)

**2011:** Enrolled at Middle Tennessee.

**Tennessee State:** Attended TSU from 2004 to 2006.

**High School:** Lettered in football, basketball and track at Antioch High School.

**Full Name:** Aaron Davis ... Parents: Aaron Davis Sr. and Marchelle Roberts ... Born: 9/3/86 ... Major: Exercise Science.



**JOSH DAVIS**

**48**

Punter • 5-10 • 215 • r-JR  
Dayton, TN (Rhea Co. HS)

**Honors:** 2012 – Named Most Improved Strength Training Specialist at the conclusion of spring drills ... 2010 – Voted Second Team All-Sun Belt by the leagues coaches and media ... Named the Sun Belt Conference Special Teams Player of the Week on Sept. 20.

**2011:** Played in 11 games as the backup punter and holder on field goals ... Punted 13 times for a 42.1 yard average ... Four of his punts were downed inside the opponents 20-yard line and three were 50 or more yards ... Earned three winning grades from the coaches ... Punted twice at Tennessee for a 49.5-yard average ... Had two punts against ASU that averaged 54.5 yards (had a long of 62 yards).

**2010:** Played in all 13 games ... Earned nine winning grades from the coaches ...

Had 58 punts for a 42.7-yard average (second-best in school history) for the season while putting 19 of those kicks inside the opponent 20-yard line ... Added 16 punts of 50 or more yards ... Also served as the holder on field goals ... In his first college game against Minnesota he had two punts for a 38.5-yard average ... Set the school and Sun Belt Conference record with a 59.8-yard average on four punts at Memphis, including a 78 yarder that went down as the third longest kick in school history and fourth longest in conference history ... Put three of his four punts inside the 20-yard line against the Tigers ... Served as a game captain against Louisiana ... Had a career-high 10 punts for a 46.8-yard average against Troy and put five of those inside the 20-yard line ... Booted three punts for a 51.7-yard average and put two inside the 20-yard line against ULM.

**High School:** Lettered three years in football, soccer, and baseball at Rhea County High School ... Averaged a school record 45.21 yards per punt as a senior with a long of 66 yards that happened twice (put 22 of 42 punts inside the 20 yard line) ... Named to the 2009 all-state team by the coaches and media, while also being tabbed to the Tennessean Dream Team ... Was the Old Spice Red Zone Player of the Year in 2009 ... Named the special teams player of the year for Region 4AAAA in 2008 and 2009 ... Was all-district in soccer in 2008 and 2009.

**Full Name:** Joshua Daniel Davis ... Parents: Michael and Catherine Davis ... Born: 1/18/91 ... Major: Liberal Studies.

**CAREER STATISTICS**

Punting	G	No.	Yards	Lg	Avg	FC	+50	In20
2010	13	58	2475	78	42.7	12	16	19
2011	11	13	547	62	42.1	2	3	4
<b>Total</b>	<b>24</b>	<b>71</b>	<b>3022</b>	<b>78</b>	<b>42.6</b>	<b>14</b>	<b>19</b>	<b>23</b>

**CAREER HIGHS**

Most Punts.....	10 vs Troy, 2010
Most Punting Yards.....	468 vs Troy, 2010
Best Punting Average.....	59.8 vs Memphis, 2010
Long Punt.....	78 vs Memphis, 2010
Inside 20.....	5 vs Troy, 2010

**Full Name:** Cameron Nicholas Deen ... Parents: Rick and Valerie Deen ... Born: 8/17/90 ... Major: Undecided.



**REGINALD FARMER**  
**31**  
 Safety • 5-10 • 188 • r-JR  
 Brentwood, TN (Brentwood HS)

**2011:** Played in all 12 games ... Had 123 total snaps and earned nine winning grades from the coaches ... The bulk of his playing time came on special teams ... Ended the year with six total tackles (all on special teams) and a blocked punt ... Was fourth on the team in special teams tackles with six ... Had a stop on special teams in his first collegiate game at Purdue ... Blocked a punt against Troy, the first of his career ... Also had a tackle against FAU, Tennessee, Arkansas State, FIU, and North Texas.


**2010:** Did not see action in any games.

**High School:** Lettered in football and track at Brentwood High School ... Earned all-region honors in football ... Played for Coach Ron Crawford.

**Full Name:** Reginald L. Farmer II ... Parents: Stephenie Nicole Evans and the late Reginald Farmer ... Born: 9/26/91 ... Major: Exercise Science.

**CAREER STATISTICS**

Tackles	G	UA	A	Total	TFL	Yds	QBS	YDS	PD	FF	FR	BK
2011	12	4	2	6	0.0	0	0	0	0	0	0	1
<b>TOTAL</b>	<b>12</b>	<b>4</b>	<b>2</b>	<b>6</b>	<b>0.0</b>	<b>0</b>	<b>0</b>	<b>0</b>	<b>0</b>	<b>0</b>	<b>0</b>	<b>1</b>




**CAMERON DEEN**  
**16**  
 Quarterback • 6-4 • 210 • r-JR  
 West Covina, CA (South Hills HS)

**Mt. SAC JC:** In his only season (2011), Deen led Mt. SAC to an 11-2 record and runner-up in the state title game ... Completed 256 of 454 passes for 2,947 yards and 26 touchdowns (12 interceptions) ... In the state championship game, he completed 25 of 46 passes for 344 yards and five touchdowns.

**Northern Colorado:** Took a redshirt year in 2009 and did not see any action during the 2010 campaign.

**High School:** Was MVP of the CIF and a first-team all-league, all-CIF and all-area selection in his senior year ... Earned first-team all-CIF and first-team all-league and all-area as a junior ... Threw for 2,286 yards and 23 touchdowns as a senior and 1,276 yards and 15 touchdowns as a junior... Also was a pitcher and first baseman on the Huskies' baseball team, earning four varsity letters in each sport.



**JIAJUAN FENNELL**

**97** Defensive End • 6-3 • 240 • r-SO  
So. Pittsburg, TN (So. Pittsburg HS)

**Honors:** 2011 – Named to the Sun Belt Conference Writers All-Freshman team.

**2011:** Played and started nine games ... Had 449 total snaps and earned seven winning grades from the coaches ... Ended the year with 24 tackles, including 5.0 TFLs, two forced fumbles, two hurries, a fumble recovery, and a pass breakup ... Played and started in his first collegiate game at Purdue and collected three tackles, 2 TFLs, and a pass breakup ... Had three stops, a TFL, two forced fumbles, and a fumble recovery against GT ... Registered a tackle and a quarterback hurry against Memphis ... Added three stops vs WKU and also against FAU ... Had three tackles and a hurry against UL ... Also had three stops at Tennessee and on road against ULM ... Missed the ASU, FIU and North Texas games with a foot injury.

**2010:** Took a redshirt year.

**High School:** Named a Class A Mr. Football Lineman Award finalist in 2009 ... Was all-state, all-region, all-district, and was tabbed the district defensive player of the year ... During his senior year he collected 84 tackles, 12 sacks, 17 tackles for loss, and three pass breakups ... Also added a blocked kick, fumble recovery, and two caused fumbles ... As a junior, he registered 107 tackles, eight sacks, two interceptions, and nine tackles for loss ... Also had 20 receptions for 350 yards and three touchdowns on offense ... South Pittsburg High School went 43-5 during his four years and were state champs in 2007 and state runner up in 2009 ... Lettered in football and basketball ... Played for Coach Vic Grider.

**Full Name:** Franklin Jiajuan Fennell ... Parents: George and Elendora Fennell ... Born: 5/12/92 ... Major: Liberal Studies.

**CAREER STATISTICS**

Tackles	G	UA	A	Total	TFL	Yds	QBS	YDS	PD	FF	FR	BK
2011	9	15	9	24	5.0	9	0	0	1	2	1	0
<b>Total</b>	<b>9</b>	<b>15</b>	<b>9</b>	<b>24</b>	<b>5.0</b>	<b>9</b>	<b>0</b>	<b>0</b>	<b>1</b>	<b>2</b>	<b>1</b>	<b>0</b>

**CAREER HIGHS**

Most Tackles.....	3, seven times, 2011
Most Solo Tackles .....	3 vs GT, 2011
Most Tackles for Loss .....	2 vs PU, 2011
Most QB Sacks.....	0
Fumble Recovery.....	1 vs GT, 2011
Forced Fumble.....	2 vs GT, 2011
Pass Breakup.....	1 vs PU, 2011



**JERROLD FRAZIER**

**99** Defensive Tackle • 6-1 • 288 • r-FR  
Memphis, TN (Briarcrest Christ. HS)

**2011:** Took a redshirt year.

**High School:** Lettered in football and track at Briarcrest Christian School ... A two-star recruit by Scout.com ... Earned all-state, all-region, and all-metro honors as a senior ... In 2010, collected 67 tackles, three sacks, and 10.5 TFLs ... As a junior he had 38 stops, 5.5 TFLs, and an interception in seven games ... Played for Coach Major Wright.

**Full Name:** Jerrold Laron Frazier ... Parent: Laronda Gant ... Born: 4/13/93 ... Major: Undecided.



**LEIGHTON GASQUE**

**40** Linebacker • 6-2 • 210 • r-SO  
Hiram, GA (Hiram HS)

**Honors:** 2011 – Named to the Sun Belt Conference Writers All-Freshman team.

**2011:** Played in all 12 games ... Had 165 total snaps and earned seven winning grades from the coaches ... Ended the year with 17 tackles with seven being sacks and eight coming on special teams ... Also added five hurries, a forced fumble, and a blocked kick ... Led all freshmen nationally with 7.0 sacks and tied for third on the MT single-season list ... Registered a sack at Purdue in his first collegiate game ... Had four tackles and a sack at Troy ... Collected a sack and forced a fumble against WKU ... Had two tackles, including a sack and a hurry against FAU ... Collected two tackles, including a sack against UL ... Also had a sack at Tennessee ... Turned in a sack, two hurries, and a blocked punt against ASU ... Added two hurries against FIU ... Had two stops at North Texas.

**2010:** Took a redshirt year.

**High School:** Earned GSWA honorable mention all-state honors as a senior at Hiram High School, along with first team 7-AAAA all-region accolades ... Had two blocked punts, one blocked PAT, one fumble return for a touchdown, and a school record 17 tackles in one game in 2009 ... Garnered the Hiram Hornets' team weightlifting award.

**Full Name:** Leighton Nichols Gasque ... Parents: Leroy and Toyia Gasque ... Born: 1/17/92 ... Major: Aerospace.

**CAREER STATISTICS**

Tackles	G	UA	A	Total	TFL	Yds	QBS	YDS	PD	FF	FR	BK
2011	12	14	3	17	7.0	38	7.0	38	0	1	0	1
<b>Total</b>	<b>12</b>	<b>14</b>	<b>3</b>	<b>17</b>	<b>7.0</b>	<b>38</b>	<b>7.0</b>	<b>38</b>	<b>0</b>	<b>1</b>	<b>0</b>	<b>1</b>

**CAREER HIGHS**

Most Tackles.....	4 vs Troy, 2011
Most Solo Tackles .....	2, five times
Most Tackles for Loss .....	1, seven times
Most QB Sacks.....	1, seven times
Most Pass Breakups.....	0
Most Interceptions .....	0
Forced Fumbles .....	1 vs WKU, 2011
Fumble Recovery.....	0
Blocked Kicks .....	1 vs ASU, 2011

**Full Name:** Kenneth D'Antignac Gilstrap II ... **Parents:** Kenneth Sr. and Darla Gilstrap ... **Born:** 7/30/91 ... His father played receiver at Tennessee Tech from 1985 to 1988 and ranks sixth in all-time receiving yards ... **Major:** Liberal Studies.

**CAREER STATISTICS**

Tackles	G	UA	A	Total	TFL	Yds	INT	YDS	PD	FF	FR	BK
2009	8	13	7	20	1.0	3	0	0	0	1	2	0
2010	3	4	0	4	0.0	0	0	0	0	0	0	0
2011	12	23	4	27	0.5	0	0	0	2	1	0	0
<b>TOTAL</b>	<b>23</b>	<b>40</b>	<b>11</b>	<b>51</b>	<b>1.5</b>	<b>3</b>	<b>0</b>	<b>0</b>	<b>2</b>	<b>2</b>	<b>2</b>	<b>0</b>

Kick Returns	G	No.	Yds	TD	Lg	Avg/R	Avg/G
2009	8	1	16	0	16	16.0	2.0
2010	3	0	0	0	0	0.0	0.0
2011	12	5	114	0	31	22.8	9.5
<b>TOTAL</b>	<b>23</b>	<b>6</b>	<b>130</b>	<b>0</b>	<b>31</b>	<b>21.7</b>	<b>5.7</b>

**CAREER HIGHS**

Most Tackles.....	5 vs North Texas, 2009; ULM, 2011
Most Solo Tackles .....	4 vs Memphis, UT, ULM, 2011
Most Tackles for Loss .....	0.5 vs PU, 2011
Most QB Sacks .....	0.5 vs PU, 2011
Most Pass Breakups.....	1 vs UT, ULM, 2011
Most Interceptions .....	0
Forced Fumbles.....	1 vs Memphis, 2009; ULM, 2011
Fumble Recovery.....	1 vs Memphis, 2009
Most Pass Receptions .....	1 vs MSU, 2009
Most Receiving Yards.....	11 vs MSU, 2009
Longest Reception.....	11 vs MSU, 2009
Most Rushing Yards .....	49 vs WKU, 2009
Most Rushing TD .....	1 vs WKU, 2009



**KENNETH GILSTRAP**  
**18** Cornerback • 5-9 • 181 • r-JR  
 Lithonia, GA (Miller Grove HS)

**Honors:** 2012 – Earned the Dr. James E. Walker Junior Academic Award ... Named Most Improved Corner at the conclusion of spring drills ... 2009 – Voted to the SBC All-Freshman team by the league's beat writers ... Named a high school track All-American by Track and Field News in November in the 100 and 200 meters.

**2012:** Won the 55 meters at the SBC Indoor Track Championships.

**2011:** Played in all 12 games and had six starts ... Was in on 794 total snaps to rank second among corners and earned two winning grades from the coaches ... Ended year with 27 tackles, two pass breakups, and once forced fumble ... Had two stops at Troy ... Started against Memphis and had four solo stops ... Added three tackles vs WKU and UL ... Turned in four stops and a pass breakup at Tennessee ... Had five stops, a forced fumble, and a pass breakup at ULM.

**2010:** Played just three games and was in on 89 total plays ... Earned two winning grades from the coaches ... Had three tackles in season opener against Minnesota ... Only played on special teams at Memphis ... Missed the rest of the season after the Memphis game due to his lingering knee injury.

**2009:** Played in eight games and had one start ... Saw action in 270 total snaps including a season-high of 53 at Troy ... Earned four winning grades from the coaching staff ... Finished the year with 20 tackles, a TFL, two fumble recoveries and a forced fumble ... Recorded three tackles to go with a forced fumble, fumble recovery, and a quarterback hurry in win over Memphis ... Added two tackles at Maryland and five at North Texas ... Registered three tackles at Troy ... Had four tackles to with one for loss of yards while also catching his first career pass for 11 yards on offense ... Made his first career start at wide receiver against WKU and went on to record a fumble recovery and his first career touchdown on a 49-yard reverse ... Suffered a knee injury early in the FIU game and was lost for the rest of the season.

**High School:** A three-star recruit by Scout.com ... Named to the Atlanta Journal Constitution's Top 150 players list in 2008 ... As a senior he had 650 rushing yards, 100 receiving yards, 50 tackles, 11 pass breakups, an interception and two sacks ... As a junior, he racked up 50 tackles to go with three interceptions and five pass breakups ... Invited to compete in the USA Youth National track team for 100 and 200 meters ... Is a seven-time Junior Olympic champion, a two-time World Team participant, and owns school records in the 100 meter and 200 meters ... Played for Coach Jasper Jewell.




**JARED GRIFFEY**  
 Defensive End • 6-2 • 228 • r-SO  
 Clarksville, TN (Clarksville HS)

**2011:** Took a redshirt year.

**High School:** Lettered in football and soccer at Clarksville High School ... Was all-mid-state, all-district, and all-region as a senior ... Also tabbed the District Defensive Player of the Year ... Turned in 62 tackles, 12 sacks, seven TFLs, and three blocked punts his senior year.

**Full Name:** Jared Griffey ... **Parents:** Steve and Jenifer Griffey ... **Born:** 6/27/92 ... **Major:** Undecided.



**JESSE GRISHAM**

**58**

OL • 6-3 • 284 • r-JR  
Pelham, AL (Spain Park HS)

**2011:** Played in six games and had 79 total snaps ... Did not allow a sack ... Had a career-high 44 snaps at Purdue and had 11 against ULM.

**2010:** Played in seven games and had one start ... Had 119 total snaps ... Earned one winning grade from the coaches ... Played a season-high 58 snaps in win over ULM ... Earned his first career start at ASU and played 41 snaps before suffering an ankle injury that sidelined him the remainder of the game ... Missed the North Texas game due to his ankle injury ... Came back against FAU and was in on five plays.

**2009:** Took a redshirt year.

**High School:** A two-star recruit by Rivals.com ... Selected to play in the 2008 Mississippi-Alabama All-Star game ... Voted the All "Over the Mountain" Player of the Year while also being picked the All-Metro (Birmingham) Player of the Year ... Averaged five pancakes a game his junior and senior seasons ... Only gave up one sack as a senior and two sacks as a junior ... Snapped for field goals and extra points his senior year ... Played for Coach David Shores.

**Full Name:** Jesse Michael Ward Grisham ... Parents: Richard and Vicky Grisham ... Born: 4/12/91 ... Major: Business Management.

**High School:** Three-year letterman at Shaw under Scott Newman ... Rushed 237 times for 1,534 yards and 11 touchdowns while catching 25 passes for 326 yards and two scores during senior season ... Rushed for over 100 yards in 10 games including a career-high 270 yards on 29 attempts versus Peach County in the second round of the state playoffs ... Named to the Georgia 150 by the Atlanta Journal-Constitution ... Honorable mention AAA all-state pick by the Associated Press and Georgia Sports Writers Association ... Rushed six times for 24 yards to help the South team to a 17-0 win in the Georgia Athletic Coaches Association North-South All-Star Classic ... Two-time All-Bi-City honoree ... In junior season, had 1,319 yards on the ground and 466 yards through the air while accounting for 17 total touchdowns ... Picked up 718 rushing yards and 426 receiving yards as a sophomore as Shaw went 14-1 and reached the state championship game ... Rushed for over 3,500 career yards with over 1,200 receiving yards ... Helped Shaw to a three-year ledger of 30-9 with three state playoff berths ... Also lettered in basketball and track and field, earning a region title in the triple jump.


**Full Name:** Kyle Keyston Griswold ... Parents: Cleo and Gordon Griswold ... Born: January 28, 1991 ... Major: Liberal Studies.

**CAREER STATISTICS**

Rushing	G	Att	Yds	TD	Lg	Avg/C	Avg/G	
2011	12	25	86	2	21	3.4	7.2	
<b>Total</b>	<b>12</b>	<b>25</b>	<b>86</b>	<b>2</b>	<b>21</b>	<b>3.4</b>	<b>7.2</b>	
Receiving	G	Rec	Yds	TD	Lg	Rec/G	Avg/C	Avg/G
2011	12	31	390	1	47	2.6	12.6	32.5
<b>Total</b>	<b>12</b>	<b>31</b>	<b>390</b>	<b>1</b>	<b>47</b>	<b>2.6</b>	<b>12.6</b>	<b>32.5</b>

**CAREER HIGHS**

Most Pass Receptions	.....7 vs ULM, ASU, 2011
Most Yards Receiving	.....104 vs FIU, 2011
Longest Reception	.....47 vs FIU, 2011
Most TD Receptions	.....1 vs North Texas, 2011
Most Rushing Attempts	.....15 vs FAU, 2011
Most Rushing Yards	.....39 vs UL, 2011
Longest Run	.....21 vs UL, 2011
Blocked Kicks	.....1 vs ASU, 2011



**KYLE GRISWOLD**

**9**

Wide Receiver • 5-10 • 200 • r-JR  
Midland, GA (Shaw HS)

**Honors:** 2012 – Named Most Improved Strength Training Wide Receiver at the conclusion of spring drills.

**2011:** Played in all 12 games and had four starts ... Was in on 422 total snaps (244 in last four games) and earned nine winning grades from the coaches ... Was fourth on the team with 31 receptions for 390 yards and a touchdown ... Also had two rushing touchdowns ... Had nine plays of 20 or more yards ... Added two receptions against Troy ... Switched to running back during the WKU week and had two carries for nine yards ... Rushed 15 times for 35 yards and a touchdown at FAU to go along with two receptions ... Had seven carries for 39 yards and a touchdown against UL to go with three catches for 26 yards ... Hauled in seven passes for 99 yards against ULM ... Collected a personal-best eight receptions for 65 yards against ASU ... Reeled in four passes for a career-high 104 yards against FIU ... Hauled in a 20-yard TD catch against North Texas.

**Prior to Middle Tennessee:** Was redshirted during the 2009 season at Duke University ... Transferred to Middle Tennessee in 2010 and sat out due to NCAA transfer rule.



**JADAREIUS HAMLIN**

**61**

OL • 6-2 • 291 • r-JR  
Forsyth, GA (Mary Persons HS)

**2011:** Played in 10 games and had one start ... Saw action in 343 snaps and earned three winning grades from the coaches ... Had 17 knockdowns and allowed just two sacks ... Suffered an ankle injury against Purdue after 42 snaps ... Did not play against GT or Troy ... Had 23 snaps against Memphis in his return from an early season ankle injury ... Was in on 54 plays against WKU and 63 versus ASU.

**2010:** Played in nine games and had two starts ... Played a total of 191 snaps ... Earned three winning grades from the coaches ... Made the move from defensive line to offensive line during the spring ... Played 51 snaps at Memphis following injury to Mark Fisher ... Made his first collegiate start at Louisiana and played a season-high 69 snaps ... Was in on 26 plays against North Texas.

**2009:** Suffered a knee injury in the first week of fall camp and was lost for the season.

**High School:** Voted an Associated Press first team all-state selection in 2008 for Mary Persons High School ... A two-star recruit by Rivals.com ... Rated the 39th best prospect in the state of Georgia by Rivals.com ... Played on the offensive line most of his high school career but was on the offensive and defensive lines his senior year ... Graded out at 90 percent as an offensive lineman his senior year and collected 45 tackles and eight sacks on defense ... Was all-region as a junior and senior and was first team All Middle Georgia as a senior ... Was the most valuable offensive lineman as a junior and senior ... Is a member of the Mary Persons Wall of Fame ... Also lettered in track ... Qualified for the state in the shot put ... Played for Coach Rodney Walker.

**Full Name:** Jadareius Omari Hamlin ... Parent: Elnora Lyons ... Born: 8/17/91 ... His cousin, Tony Lyons, lettered for the Blue Raiders in 1990 ... Major: Criminal Justice.



**JAJUAN HARLEY**  
**36** Safety • 6-1 • 213 • r-JR  
 Tallahassee, FL (Rickards HS)

**Honors:** 2012 – Named Most Improved Strength Training Safety at the conclusion of spring drills.

**2011:** Sat out the season due to NCAA transfer rules.

**Florida State:** Played in the first 10 games of his collegiate career in 2009 and made 11 appearances in all, predominantly on special teams ... Finished with four tackles, the first of which came in the opener against Miami ... Registered a tackle in four separate games including solo stops against BYU and Clemson ... Forced a fumble against BYU and recovered the loose ball off a Cougar kickoff return in the second quarter which led to a Seminole field goal as time expired in the half ... Recorded three kick returns for 51 yards, including a career-best of 22 yards against Wake Forest ... Was slowed by injury in the preseason.

**High School:** Earned PrepStar All-American honors as a senior at Rickards High School ... Ranked as the nation's 10th-best safety by Scout.com and No. 12 by Rivals.com ... A four-star prospect who earned Tallahassee Democrat All Big Bend honors and was second team 3A All-State ... In addition to defensive back, also played quarterback and receiver ... A three-sport athlete, he played basketball and boasted the top 100-meter dash time in the Tallahassee area as a senior ... Played for Coach Rudy Hubbard.

**Full Name:** Jajuan Michael Harley ... Parents: John and Cynthia Harley ... Born: 1/17/91  
 Major: Liberal Studies.



**LUKE HAYES**  
 Safety • 5-10 • 205 • r-SO  
 LaVergne, TN (LaVergne HS)

**2011:** Enrolled at MT in January ... Did not compete in any games.

**High School:** Lettered in football at LaVergne High School ... Played for Coach Will Hester.

**Full Name:** Luke Fielder Hayes ... Parents: James and Connie Hayes ... Born: 10/4/91 ... Major: Exercise Science.



**CHRISTIAN HENRY**  
**28** Linebacker • 6-0 • 228 • r-SO  
 Dania, FL (Hollywood Hills HS)

**Honors:** 2012 – Named Most Improved Strength Training Linebacker at the conclusion of spring drills.

**2011:** Played in all 12 games and had three starts ... Received 377 total snaps and earned three winning grades from the coaches ... Finished year with 36 tackles ... Turned in four solo stops in his first collegiate game at Purdue ... Added five stops against GT ... Picked up his first collegiate start against Memphis and had two stops ... Started against WKU and had three stops ... Earned start at FAU and had two tackles ... Added four stops against UL and ULM ... Had three tackles versus ASU and four at North Texas.


**2010:** Took a redshirt year.

**High School:** Named first team all-Broward County his senior year at Hollywood Hills High School ... Registered 103 tackles his senior year to go with eight sacks, 12 pass breakups, five forced fumbles, and three fumble recoveries ... Invited to and played in the inaugural Public vs Private All-Star Game in south Florida.

**Full Name:** Christian Alexander Henry ... Parents: Charles and Elizabeth Henry ... Born: 2/26/92 ... Major: Liberal Studies.

CAREER STATISTICS												
Tackles	G	UA	A	Total	TFL	Yds	QBS	YDS	PD	FF	FR	BK
2011	12	23	13	36	0.0	0	0	0	0	0	0	0
<b>Total</b>	<b>12</b>	<b>23</b>	<b>13</b>	<b>36</b>	<b>0.0</b>	<b>0</b>	<b>0</b>	<b>0</b>	<b>0</b>	<b>0</b>	<b>0</b>	<b>0</b>

CAREER HIGHS	
Most Tackles	5 vs GT, 2011
Most Solo Tackles	4 vs Purdue, UNT, 2011
Most Tackles for Loss	0
Most QB Sacks	0
Most Interceptions	0



**MARCUS HENRY**


**19** Wide Receiver • 6-0 • 188 • SO  
Courtland, MS (South Panola HS)

**2012:** Suffered a shoulder injury and missed most of spring drills but expected to be full speed when August camp opens.

**NW Miss CC:** Led Rangers with 46 catches for 745 yards and nine touchdowns ... Averaged 16.2 yards a catch ... Turned in four straight 100-yard receiving games during one stretch of the season.

**High School:** Played at national powerhouse South Panola for Coach Lance Pogue where he lettered in football, basketball, and track ... 2010 6A State Champions and declared National Champions by USA Today, Max Preps, and Rivals.com ... Team finished 15-0 ... Earned all-region honors as a junior and senior in football.

**Full Name:** Marcus Henry ... Parents: William and Glorinda Carr ... Nickname is "Scooby" ... Born: 12/31/92 ... Major: Undecided ... Other: John Jerry (cousin) plays for the Miami Dolphins, while Peria Jerry (cousin) plays for the Atlanta Falcons. Kory Chapman (cousin) has two Super Bowl rings with the Patriots and Colts.



**JUDD HUNT**

**57** OL • 6-4 • 283 • r-SO  
Oneonta, AL (Oneonta HS)


**2012:** Had shoulder surgery at the start of spring drills and will be limited when August camp begins.

**2011:** Played in three games and had 19 total snaps ... Played eight snaps against GT in his first collegiate game and had one knockdown ... Also played against FAU and ULM.

**2010:** Took a redshirt year.

**High School:** Earned Class 4A all-state honors in 2009 and participated in the Alabama-Mississippi All-Star game ... Credited with an average grade of 84 percent his senior year and only allowed two sacks ... Averaged three pancake blocks per game ... Lettered in football, basketball, and track for Oneonta High School ... Played for Coach Gardner Gilliland.

**Full Name:** Judd Steven Hunt ... Parents: Andy and Rhonda Hunt ... Born: 6/11/91 ... Major: Liberal Studies.



**ROBERT HOGG**


Safety • 5-9 • 197 • r-SR  
Kingsport, TN (Dobyns Bennett HS)

**2011:** Played in nine total games with all of his action coming on special teams ... Had 25 total snaps and earned two winning grades from the coaches ... Tallied three total tackles for the year ... Played in his first collegiate game at Purdue on special teams ... Also played against Troy, FAU, UL, UT, ULM, ASU, FIU, and UNT.

**2010:** Took a redshirt year.

**High School:** Lettered four years in football and track at Dobyns Bennett High School ... Earned all-state and all-northeast Tennessee honors as a senior ... Was team captain and team MVP as a senior ... Played in the TACA Tennessee Toyota All-Star game ... All-state in track as a junior and senior.

**Full Name:** Robert Lee Hogg Jr. ... Parents: Robert Sr. and Charlene Hogg ... Born: 9/14/90 ... Major: Liberal Studies.



**MICAH JAMES**

**66** OL • 6-3 • 312 • SR  
Landover, MD (Mill Creek HS)

**Honors:** 2012 – Named Most Improved Offensive Lineman at the conclusion of spring drills.

**2012:** Made the move to center from guard during spring practice.

**2011:** Played in six games and had two starts ... Had 214 total snaps with 180 coming in the last three games of the year ... Earned three winning grades from the coaches ... Played a season-high 70 snaps against ASU ... Made his first collegiate start against FIU at guard and played 90 snaps.


**Georgia Military:** Attended Georgia Military in 2009 and 2010 ... Only saw action in 2010 when he started all nine games as team went 6-3 ... Played for Coach Bert Williams.

**High School:** Earned first team all-region and first team all-county for Mill Creek High School in Hoschton, GA ... Played in the 2009 Gwinnett County All-Star Game ... Lettered in football and track ... Played for Coach Shannon Jarvis.

**Full Name:** Kenneth LaVelle James ... Parents: Byron James and Camell Easley ... Born: 8/21/91 ... Major: Liberal Studies.

**CAREER STATISTICS**

Tackles	G	UA	A	Total	TFL	Yds	QBS	YDS	PD	FF	FR	BK
2011	9	2	1	3	0.0	0	0	0	0	0	0	0
<b>TOTAL</b>	<b>9</b>	<b>2</b>	<b>1</b>	<b>3</b>	<b>0.0</b>	<b>0</b>	<b>0</b>	<b>0</b>	<b>0</b>	<b>0</b>	<b>0</b>	<b>0</b>



**TAVARRES  
JEFFERSON**

**3**

Wide Receiver • 5-9 • 207 • SR  
Nashville, TN (Ensworth School)

**Honors:** 2010 – Earned the Jeanne Massaquoi Freshman Academic award.

**2011:** Played in all 12 games and had seven starts ... Had 486 snaps and seven winning grades from the coaches ... Led the team with a career-high 51 receptions for 398 yards and a touchdown ... Had four or more receptions in a game seven times ... Led the Blue Raiders with seven catches for 61 yards at Purdue ... Added three receptions vs GT and had four at Troy ... Had three grabs vs Memphis ... Turned in five receptions for 54 yards at FAU ... Collected four receptions each against UL and Tennessee ... Registered a personal-best nine catches for 74 yards and a touchdown at ULM ... Led MT with six receptions against FIU ... Joined the men's basketball team in December and saw action in three games.

**2010:** Played in all 13 games and had seven starts ... Had 346 total snaps, including a season-high 42 against FAU ... Earned seven winning grades from the coaches ... Was fifth on the team with 19 receptions for 247 yards and two touchdowns ... Also rushed three times for 19 yards ... Made his first two catches of the season at Louisiana ... Led the Blue Raiders with five receptions against Georgia Tech, including a 20-yard catch ... Paced all Blue Raider receivers with five catches for 27 yards at ASU ... Had two receptions for 51 yards and a touchdown against FAU ... Led the Blue Raiders with three catches for 84 yards and a touchdown at FIU.

**2009:** Played in six games and had two starts ... Had 161 total snaps with a season-best 52 against Troy ... Earned four winning grades from the coaches ... Finished the year with 11 catches for 104 yards and a touchdown ... Caught two passes for 21 yards against Maryland for his first career receptions ... Added two receptions at North Texas ... Registered seven receptions for 79 yards and a touchdown against Troy ... Went out early in the Mississippi State game with a foot injury ... Had surgery in late October and missed the rest of the season.

**High School:** Voted the Division II-AA Mr. Football Back of the Year ... Rated the 22nd best player in Tennessee by Rivals.com ... Also named to the All-Midstate team ... A two-star recruit by Rivals.com ... Played quarterback and defensive back for Ensworth High School ... Completed 53 of 108 passes for 1,031 yards and 12 touchdowns while rushing for 1,324 yards and 25 touchdowns his senior year ... Had a 8.17 yard per carry average in 2008 ... Rushed for 150 or more yards five times, including his last three in a row ... Had 200 yards rushing in a win over Bell Academy to go with 118 yards passing ... During his high school career he rushed for 3,227 yards and 48 touchdowns while totaling 4,404 yards of total offense ... He also added three touchdowns on punt returns and two scores by receptions ... Owns the school record for rushing touchdowns in a game (four), passing touchdowns in a game (four), longest punt return (81 yards), rushing touchdowns in a season (25), points in a season (158) and interceptions in a season (five) ... Also lettered in basketball and track ... Played football for Coach Ricky Bowers ... Runs a 4.5 40.


**Full Name:** Tavarres Shijuan Jefferson ... Parent: Zenia Dawson ... Born: 9/5/90 ... Major: Business Marketing.

**CAREER STATISTICS**

Receiving	G	Rec	Yds	TD	Lg	Rec/G	Avg/C	Avg/G
2009	6	11	104	1	35	1.8	9.5	17.3
2010	13	19	247	2	44	1.5	13.0	19.0
2011	12	51	398	1	20	4.2	7.8	33.2
<b>TOTAL</b>	<b>31</b>	<b>81</b>	<b>749</b>	<b>4</b>	<b>44</b>	<b>2.6</b>	<b>9.2</b>	<b>24.2</b>

**CAREER HIGHS**

Most Pass Receptions	9 vs ULM, 2011
Most Yards Receiving	79 vs Troy, 2009
Longest Reception	44 vs FAU, 2010
Most TD Receptions	1, three times



**DARIUS  
JOHNSON**

**75**

OL • 6-3 • 280 • r-FR  
Orlando, FL (Dr. Phillips HS)

**2011:** Took a redshirt year.

**High School:** Rated a three-star recruit by Rivals.com ... Lettered four years in football and one year in weightlifting ... Helped lead team to a 14-1 record in 2010 and state runner-up in Class 6A (opened holes for National Player of the Year Dee Hart) ... Was all-county ... Had 75 pancake blocks as a senior and did not allow a quarterback sack ... Voted the school's freshman of the year in 2007 ... Played for Coach Dale Salapa.

**Full Name:** Darius Levon Johnson ... Parents: Keith Johnson and Nicole Butler ... Born: 12/3/92 ... Other: Cousin Joe Joseph plays for the Washington Redskins ... Major: Undecided.



**DAVID  
JONES**

**22**

Safety • 5-11 • 197 • r-JR  
Memphis, TN (South Pittsburg HS)

**Honors:** 2011 – Earned the most improved linebacker award following spring drills ... Presented the Donald Craig Sophomore Academic Award.

**2012:** Made the move to safety in the spring.

**2011:** Played in 11 games and had one start ... Had 373 total snaps and earned eight winning grades from the coaches ... Registered a career-best 30 tackles, three hurries, two fumble recoveries, and a TFL ... Four tackles occurred on special teams ... Turned in a personal-best five tackles and a TFL against GT ... Had a fumble recovery at Troy ... Registered four tackles and a quarterback hurry in win over Memphis ... Had three assisted tackles and a quarterback hurry vs WKU ... Recovered a fumble in win over FAU ... Added six stops against UL ... Missed the FIU game with an injury ... Had four stops at North Texas.

**2010:** Played in all 13 games with nearly all of his time coming on special teams ...

Played 167 total snaps, including a season-high 19 against Austin Peay ... Registered three total tackles on the season ... Made the move from running back to linebacker during the spring ... Played in his first collegiate game against Minnesota ... Had one stop against Troy and ULM ... Also had a stop against FAU.

**2009:** Took a redshirt year.

**High School:** Named Class A Mr. Football Back of the Year ... Named TSWA All-State as a junior and senior ... Voted to the Preseason Top 25 in Tennessee ... Voted to the All-Southern Football Team by the Orlando Sentinel ... A two-star recruit by Rivals.com ... Rushed for 1,197 yards and 23 touchdowns as a senior while adding 71 tackles and five forced fumbles on defense ... As a junior he rushed for 1,349 yards and 18 touchdowns on his way to first team all-state honors ... Also had 121 tackles, six sacks, and caused five fumbles on defense as he was tabbed the Region 3A Defensive Player of the Year ... Voted 1A Defensive MVP of the State Championship game ... Also lettered in basketball ... Played for Coach Vic Grider ... Runs a 4.5 40.

**Full Name:** David Ethan Jones ... Parents: Daniel and Connie Jones ... Born: 12/16/90 ... Major: Liberal Studies.

**CAREER STATISTICS**

Tackles	G	UA	A	Total	TFL	Yds	QBS	YDS	PD	FF	FR	BK
2010	13	2	1	3	0.0	0	0	0	0	0	0	0
2011	11	16	14	30	1.0	3	0	0	0	0	2	0
<b>TOTAL</b>	<b>24</b>	<b>18</b>	<b>15</b>	<b>33</b>	<b>1.0</b>	<b>3</b>	<b>0</b>	<b>0</b>	<b>0</b>	<b>0</b>	<b>2</b>	<b>0</b>

**CAREER HIGHS**

Most Tackles.....	6 vs UL, 2011
Most Solo Tackles.....	5 vs UL, 2011
Most Tackles for Loss.....	1 vs GT, 2011
Most QB Sacks.....	0
Most Pass Breakups.....	0
Most Interceptions.....	0
Forced Fumbles.....	0
Fumble Recovery.....	1 vs Troy, FAU, 2011



**J.D. JONES**  
**91** Defensive Tackle • 6-2 • 314 • r-FR  
 Cartersville, GA (Cartersville HS)

**2012:** Shoulder injury kept him out of spring drills but expected to be full go for August camp.

**2011:** Took a redshirt year.

**High School:** Rated a three-star recruit by Rivals.com ... Lettered in football and track at Cartersville High School ... Earned first team all-region honors on defense and was second team on offense in 2010 ... Named all-county three times ... As a senior he had 47 tackles, 11 TFLs, four sacks, three forced fumble, and two fumble recoveries ... Was the team's most valuable defensive player and a team captain his senior season ... Owns the school record in the squat at 545 pounds ... Played for Coach Frank Barden.

**Full Name:** James Dalton Jones ... Parents: James and Ruthie Jones ... Born: 10/2/92 ... Other: father played football at Troy (1979-82) ... Major: Mass Communication.



**JUSTIN JONES**  
**32** Linebacker • 5-11 • 225 • r-JR  
 Tallahassee, FL (Godby HS)

**Honors:** 2009 – Named to the Sun Belt All-Freshman team by Rivals.com ... Named to the SBC All-Freshman team by the SBC beat writers.

**2012:** Suffered a knee injury during spring drills and will be limited when August camp opens.

**2011:** Played in three games and had just 98 snaps ... Finished with 19 tackles, including 4.0 TFLs ... Suffered a thumb injury midway through fall camp and missed the Purdue game ... Cleared to play by doctors on Sept. 5 ... Did not see action against GT ... In his first game back he had seven tackles at Troy ... Had five solo stops, including two TFLs in win over Memphis ... Turned in seven tackles, including two TFLs against WKU ... Re-injured his thumb and missed the rest of the season.

**2010:** Played all 13 games and earned eight starts ... Third among linebackers with 467 snaps played, including a season-high 88 at WKU ... Earned nine winning grades from the coaches ... Fourth on the team with 68 tackles, while also adding 6.0 TFLs, 1.0 sacks, two pass breakups, one hurry, and one forced fumble ... Turned in 10 tackles against Minnesota and added six stops in win over APSU ... Had four tackles and a TFL at Memphis, then recorded five stops against Troy ... Registered seven tackles, 2.0 tackles for loss, a sack, and a forced fumble at Georgia Tech ... Had a pass breakup and a hurry against ULM ... Turned in nine tackles in win at WKU ... Led the Blue Raiders with seven stops and a pass breakup against FAU ... Had six tackles and 1.5 TFLs at FIU ... Also added six stops and a TFL in bowl game against Miami.

**2009:** Played in 12 games and had 215 total snaps ... Was in on a season-high 47 plays at Troy ... Had three winning grades from the coaching staff ... Finished the season with 26 tackles, 3.0 TFLs, a sack, a fumble recovery and a hurry ... Added four tackles at Maryland in six special teams snaps ... Tallied five tackles and a quarterback hurry against Troy ... Had two stops against Mississippi State ... Registered five tackles, including two for loss of yards and a fumble recovery against WKU ... Had a pass breakup at FAU ... Had his first career sack in win over FIU.

**High School:** A three-star recruit by Rivals.com and ranked as the nation's 90th best outside linebacker ... Rated the 62nd best outside linebacker by Scout.com ... A first team all-state selection as a junior and senior ... Also made the All-Big Bend and FACA All-District team two years in a row ... Voted the team defensive most valuable player as a junior and senior ... Godby went 12-3 and finished second in the state his senior year as he tallied 173 tackles, 37 tackles for loss, 10 sacks, one interception, and three blocked kicks ... Registered 188 tackles, 22 tackles for loss, and five quarterback sacks as a junior ... Turned in 17 tackles and five tackles for loss in state championship game against Cocoa ... Owns the school record for tackles in a season (188) and career (424) ... Played for Coach Shelton Crews.

**Full Name:** Justin Lorenzo Jones ... Parents: Kerry Finley and Renee Patterson ... Born: 12/4/89 ... Major: Liberal Studies.

**CAREER STATISTICS**

Tackles	G	UA	A	Total	TFL	Yds	QBS	YDS	PD	FF	FR	BK
2009	12	14	12	26	3.0	19	1	8	1	0	1	0
2010	13	34	34	68	6.0	13	1	2	2	1	0	0
2011	3	14	5	19	4.0	5	0	0	0	0	0	0
<b>Total</b>	<b>28</b>	<b>62</b>	<b>51</b>	<b>113</b>	<b>13.0</b>	<b>37</b>	<b>2</b>	<b>10</b>	<b>3</b>	<b>1</b>	<b>1</b>	<b>0</b>

**CAREER HIGHS**

Most Tackles.....10 vs Minnesota, 2010  
 Most Solo Tackles .....6 vs WKU, 2010; WKU, 2011  
 Most Tackles for Loss .....2, four times  
 Most QB Sacks.....1 vs FIU, 2009; vs GT, 2010  
 Most Pass Breakups.....1 vs ULM, FAU, 2010  
 Most Interceptions .....0  
 Forced Fumbles .....1 vs GT, 2010  
 Fumble Recovery.....1 vs WKU, 2009



**LOGAN KILGORE**  
**10** Quarterback • 6-3 • 194 • r-JR  
 Rocklin, CA (Jesuit HS)

**Honors:** 2012 – Presented the Terry Whiteside Award for excellence in academics, football, strength training, community service, and campus activities ... 2011 – Named to the 2011 Capital One Academic All-District III Football Team ... Earned the most improved strength training award for quarterbacks following spring drills ... 2010 – Earned the most improved quarterback award ... Presented the Sophomore Academic Award at the team banquet.

**2011:** Played in 11 games and had 10 starts ... Had four winning grades from the coaches ... Completed 214 of 365 passes for 2,231 yards and 18 touchdowns ... His attempts, completions, yards, and touchdowns all ranked among the top six on MT's single-season list ... Threw for 200 or more yards six times and completed 60 percent or more of his passes four times ... Completed 27 of 45 passes for a career-best 330 yards and two touchdowns at Purdue (most passing yards in a season opener in school history) ... Threw for 415 yards (third most in school history) and five touchdowns (second most) against Troy with all five TD passes going to different receivers ... Completed 26 of 40 passes for 274 yards and three touchdowns in win over Memphis, while engineering the game-winning drive that covered 94 yards in seven plays that ended with a 33-yard TD pass with 11 seconds left ... Attempted a school record 49 passes against WKU for 276 yards and two TDs ... Set a school record for consecutive pass completions at FAU by starting the game 19-for-19 ... Finished FAU game 28-for-39 for 218 yards and 3 TDs in three quarters of work ... Threw for 239 against UL while rushing for a career-high 66 yards ... Did not play against ASU ... Completed 10 of 19 passes for 147 yards in relief against FIU.

**2010:** Played and started three games ... Earned two winning grades from the coaches ... Finished the year completing 50 of 80 passes for 540 yards and three touchdowns ... In his first Blue Raider game, Kilgore completed 10 of 13 passes for 172 yards and a touchdown against Minnesota ... Sat out the Austin Peay game with a foot injury ... Completed 16 of 26 passes for 162 yards against Memphis but had three interceptions ... Completed a career-high 21 passes in 36 attempts for a personal-best 207 yards and a touchdown in win over Louisiana ... Did not play following the Louisiana game due to a toe injury.

**Bakersfield College:** Rated a 3-star recruit by Rivals.com and Scout.com ... Threw for 2,512 yards and 22 touchdowns in 2009 to lead Bakersfield to a 10-2 record and earn National Northern Conference Offensive MVP honors ... Was just the third quarterback in Bakersfield history to surpass 2,000 yards in a single-season ... Enrolled at Bakersfield in spring of 2009 as a grayshirt freshman.

**High School:** Lettered two years in football and two years in basketball for Jesuit High School.

**Full Name:** Logan Robert Kilgore ... Parents: Bobby and Laura Kilgore ... Born: 5/24/90 ... Major: Business Administration.



**MICHAEL KEE**  
 Punter • 5-11 • 172 • r-FR  
 Naples, FL (Naples HS)

**2011:** Took a redshirt year.

**High School:** Played defensive back at Naples High School.

**Full Name:** Michael Joseph Kee ... Parents: Barrie and Deanne Kee ... Born: 8/9/92 ... Major: Undecided.



**JOHN KELLY**  
 Cornerback • 5-11 • 181 • r-SO  
 Memphis, TN (Whitehaven HS)

**2011:** Did not see any action.

**2010:** Took a redshirt year.

**High School:** Lettered in football at Whitehaven High School ... Voted the Most Improved Player after registering 20 tackles and four interceptions his senior year ... Played for Coach Rodney Saulsberry.

**Full Name:** John Kelly ... Parents: John Barrett and Gloria Kelly ... Born: 10/24/91 ... Major: Undecided.

### CAREER STATISTICS


Passing	G	Att	Cmp	Int	Yds	TD	Lg	Pct	Avg/P	Avg/G	Effic
2010	3	80	50	5	540	3	62	62.5	6.8	180.0	119.1
2011	11	365	214	12	2231	18	82	58.6	6.1	202.8	119.7
<b>Total</b>	<b>14</b>	<b>445</b>	<b>264</b>	<b>17</b>	<b>2771</b>	<b>21</b>	<b>82</b>	<b>59.3</b>	<b>6.2</b>	<b>197.9</b>	<b>119.6</b>

Rushing	G	Att	Yds	TD	Lg	Avg/C	Avg/G
2010	3	7	12	0	10	1.7	4.0
2011	11	32	106	1	16	3.3	9.6
<b>Total</b>	<b>14</b>	<b>39</b>	<b>118</b>	<b>1</b>	<b>16</b>	<b>3.0</b>	<b>8.4</b>

Total Offense	G	Rush	Pass	Total	Avg/G
2010	3	12	540	552	184.0
2011	11	106	2231	2337	212.5
<b>Total</b>	<b>14</b>	<b>118</b>	<b>2771</b>	<b>2889</b>	<b>206.4</b>

### CAREER HIGHS

Most Pass Attempts.....	49 vs WKU, 2011
Most Pass Completions.....	28 vs Troy, FAU, 2011
Most Passing Yards.....	415 vs Troy, 2011
Most TD Passes.....	5 vs Troy, 2011
Longest Completion.....	82 vs Troy, 2011
Most Consecutive Completions.....	19 vs FAU
Most Rushing Attempts.....	8 vs UL, 2011
Most Rushing Yards.....	66 vs UL, 2011
Most Rushing TDs.....	0
Longest Run.....	16 vs UL, 2011



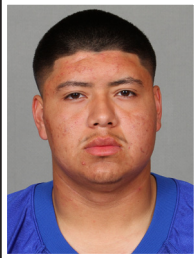
**ZACHARY LOPEZ**  
 Punter • 5-11 • 198 • r-FR  
 Fayetteville, GA (Sandy Creek HS)

**2011:** Did not see action in any games but was on the travel squad.

**2010:** Took a redshirt year.

**High School:** Lettered four years in football, three years in soccer, and one year in wrestling at Sandy Creek High School ... Made a last minute field goal his senior year to clinch Sandy Creek's first state championship ... Earned all-state honors as a punter and kicker all four years ... Was also all-region for four years ... In four years, made 17 of 20 field goals, 69 of 72 PATs, and averaged 40 yards per punt.

**Full Name:** Zachary William Lopez ... Parents: Al and Angela Lopez ... Born: 8/21/92 ... Major: Aerospace Engineering.




**ROBERTO LOYA**  
**70** OL • 6-5 • 285 • r-FR  
 Douglas, GA (Coffee HS)

**2011:** Took a redshirt year.

**High School:** Lettered three years in football at Coffee High School ... Rated a two-star recruit by Rivals.com ... Named first team all-region in 2010 ... Played in the 2010 GACA North-South All-Star Game ... Averaged eight knockdowns a game as a senior and did not allow a quarterback sack ... Played for Coach Ken Eldridge.

**Full Name:** Roberto Meza Loya ... Parents: Roberto Loya Sr. and Gloria Loya ... Born: 2/13/93 ... Major: Undecided.




**KENNEDY MCGRUDER**  
 Fullback • 5-11 • 222 • r-SR  
 Memphis, TN (Bolton HS)

**2011:** Did not play in any games.

**2010:** Took a redshirt year.

**High School:** Attended Bolton High School where he was a four-year letterman in



**CARLOS LOPEZ**  
**45** Placekicker • 5-10 • 207 • r-SR  
 Seymour, TN (Seymour HS)

**2011:** Preseason First Team All-SAC as a placekicker ... Made 4 of 6 field goals and connected on 35 of 37 extra points in his final year at Carson Newman ... Hit a long field goal of 46 yards ... Averaged 53.6 yards on kickoffs.

**2010:** Redshirted.

**2009:** Second team All-SAC selection ... Started all 14 games for the Eagles ... Connected on 10-of-11 field goal attempts to finish third in the conference ... Made 67-of-69 extra points to lead the league ... Fifth in the SAC in scoring with 97 points ... Named SAC Special Teams Player of the Week after making all three field goal attempts, including the game-winner, in Carson-Newman's 23-20 win over Newberry (9/26) ... Set a school record for most extra points made in a game by connecting on all 11 attempts in a win over Brevard (10/24).

**2008:** Made 1-of-4 field goal attempts and 22-of-24 extra point attempts.

**High School:** Standout at Seymour in Seymour, Tenn. ... Earned All-District, All-Region, and All-State honors ... Helped lead the Eagles to a district title ... Also played soccer.

**Full Name:** Carlos Lopez ... Parents: Jose and Arly Alayon ... Born: 12/12/89 ... Major: Sports Management.

football and track ... Earned first team all-region honors as a junior and senior in football ... Was team captain his senior year.

**Full Name:** Kennedy McGruder Jr. ... **Parents:** Kennedy Sr. and Sheila McGruder ... **Born:** 1/30/90 ... **Major:** Business Marketing.



**OMAR  
MCLENDON**  
**85** Defensive End • 6-3 • 245 • SR  
Temple, GA (Villa Rica HS)

**Honors:** 2012 – Named Most Improved Strength Training Defensive Lineman at the conclusion of spring drills ... 2011 – Named Second Team All-SBC by College Sports Madness and Third Team by Phil Steele ... Presented the James E. Walker Junior Academic Award ... Named Honorable Mention All-Sun Belt ... 2010 – Earned the most improved defensive lineman award and the most improved strength training award for defensive linemen.

**2011:** Played and started all 12 games ... Led all defensive linemen with 867 snaps played while earning 21 winning grades from the coaches ... Ended the year with a career-best 54 tackles to go with five hurries, four pass breakups, 4.5 TFLs, 2.5 sacks, and a fumble recovery ... Collected four tackles, a half sack, and three pass breakups in first start at Purdue ... Registered a personal-best 10 tackles against GT ... Turned in three tackles at Troy, including a sack and two TFLs ... Added six tackles and four quarterback hurries against WKU ... Had three tackles, including a sack and a fumble recovery at FAU ... Also had three stops at Tennessee ... Had five tackles at ULM ... Turned in six stops and a hurry against ASU, while collecting five tackles and a pass breakup against FIU ... Led MT with seven stops at North Texas.

**2010:** Played in all 13 games and was in on 471 total snaps ... Had 30 or more snaps in a game 12 times ... Earned nine winning grades from the coaches ... Registered 18 total tackles for year to go with one TFL ... Collected four tackles in 37 snaps against Minnesota ... Had two stops at Louisiana and ASU ... Also recorded two tackles against FAU.

**2009:** Saw action in 11 games and had 106 total snaps ... Saw a season-high 22 snaps against Memphis ... Earned two winning grades from the coaching staff ... Finished the year with four total tackles and an assisted sack ... Played in his first collegiate game against Memphis at defensive end ... Had one tackle each against North Texas, Troy, FAU and FIU ... Turned in a half sack in win over FIU.

**High School:** A two-star recruit by Rivals.com ... Named the Defensive Player of the Year by the Times Georgian in 2008 ... Voted first team Region 5-AAAA ... Collected 86 tackles, 11 sacks, seven forced fumbles, and four recovered fumbles his senior year at Villa Rica as team went 8-3 ... Also lettered in basketball ... Played for Coach Rob Cleveland ... Ran a 4.7 40.

**Full Name:** Harold Omar McLendon ... **Parents:** Doug and Ola McLendon ... **Born:** 2/13/91 ... **Major:** Psychology.

**CAREER STATISTICS**

Tackles	G	UA	A	Total	TFL	Yds	QBS	YDS	PD	FF	FR	BK
2009	11	1	3	4	0.5	2	0.5	2	0	0	0	0
2010	13	8	11	19	1.0	3	0	0	0	0	0	0
2011	12	32	22	54	4.5	18	2.5	12	4	0	1	0
<b>Total</b>	<b>36</b>	<b>41</b>	<b>36</b>	<b>77</b>	<b>6.0</b>	<b>23</b>	<b>3.0</b>	<b>14</b>	<b>4</b>	<b>0</b>	<b>1</b>	<b>0</b>

**CAREER HIGHS**

Most Tackles	10 vs GT, 2011
Most Solo Tackles	8 vs GT, 2011
Most Tackles for Loss	2 vs Troy, 2011
Most QB Sacks	1 vs Troy, FAU, 2011
Fumble Recovery	1 vs FAU, 2011
Forced Fumble	0
Pass Breakup	1 vs PU, FIU, 2011



**PATRICK  
MCNEIL**  
**92** Defensive Tackle • 6-1 • 301 • r-SO  
Mobile, AL (Davidson HS)

**2011:** Suffered a knee injury during summer workouts and was lost for the season.

**2010:** Saw action in two games and was in on a total of 46 snaps ... Played in his first collegiate game against Minnesota and responded with three stops (played 24 snaps) ... Did not play the rest of the season after the Austin Peay game due to an injury.

**High School:** Rated a three-star recruit by Rivals.com and Scout.com ... Ranked the 92nd best defensive tackle in the country by Scout.com ... As a senior he had 90 tackles, five sacks, 13 tackles for loss and five pass breakups for Davidson High School ... In 2008, he collected 76 tackles, six tackles for loss, two sacks, five pass breakups, and 12 hurries.

**Full Name:** Patrick Jamal McNeil ... **Parents:** Michael and Melodie Campbell ... **Born:** 6/8/92 ... **Major:** Liberal Studies.

**CAREER STATISTICS**

Tackles	G	UA	A	Total	TFL	Yds	QBS	YDS	PD	FF	FR	BK
2010	2	1	2	3	0-0	0	0	0	0	0	0	0
<b>Total</b>	<b>2</b>	<b>1</b>	<b>2</b>	<b>3</b>	<b>0-0</b>	<b>0</b>	<b>0</b>	<b>0</b>	<b>0</b>	<b>0</b>	<b>0</b>	<b>0</b>



**KEVIN  
MIX**  
**49** Fullback • 6-1 • 234 • SR  
Nashville, TN (Father Ryan HS)

**2011:** Played in all 12 games with all of his time coming on special teams ... Played 68 total snaps and earned five winning grades from the coaches ... Had a season-high 11 snaps against WKU and North Texas.

**High School:** Lettered in football at Father Ryan High School.

**Full Name:** Kevin Daniel Mix ... **Parents:** Dennis and Pat Mix ... **Born:** 10/20/89 ... **Major:** Undecided.



**MORRIS MOORE**  
**71** OL • 6-4 • 297 • r-SO  
 W. Palm Beach, FL (Palm Bch. Lakes HS)

**2012:** Made the move to offensive line toward the end of spring drills.


**2011:** Played in eight games ... Played 71 total snaps ... Ended the year with six tackles, including 2.0 TFLs, a sack, and one forced fumble ... Had two tackles, including a sack against GT ... Did not play at Troy due to an ankle injury ... Returned against Memphis with 10 snaps ... Had a TFL and a forced fumble at FAU.

**2010:** Took a redshirt year.

**High School:** Earned all-county and all-area honors in 2009 for Palm Beach Lakes High School ... Turned in 78 total tackles, 18.5 quarterback sacks, and a total of 32 tackles for loss his senior year in leading a defense that allowed just 15 points a game ... Was invited to the 2010 Outback Bowl All-Star game ... Lettered in football and track ... Played for Coach Alonzo Jefferson.

**Full Name:** Morris Yancey Moore ... **Parents:** Arvester Anderson and Maureen Butler ... **Born:** 9/27/90 ... **Major:** Liberal Studies.

CAREER STATISTICS												
Tackles	G	UA	A	Total	TFL	Yds	QBS	YDS	PD	FF	FR	BK
2011	8	5	1	6	2.0	19	0	0	0	1	0	0
<b>Total</b>	<b>8</b>	<b>5</b>	<b>1</b>	<b>6</b>	<b>2.0</b>	<b>19</b>	<b>0</b>	<b>0</b>	<b>0</b>	<b>1</b>	<b>0</b>	<b>0</b>



**JEFF MURPHY**  
**12** Quarterback • 6-0 • 201 • r-SR  
 Alameda, CA (Alameda HS)

**Honors:** 2012 – Earned the Dr. Sidney McPhee Senior Academic Award ... Named Most Improved Strength Training Quarterback at the conclusion of spring drills ... 2011 – Earned the most improved quarterback award following spring drills.

**2012:** Suffered a knee injury the last week of spring drills and will be limited when August camp begins.

**2011:** Played in nine games and had two starts ... Connected on 84 of 140 passes for 794 yards and three touchdowns ... Also rushed 35 times for 106 yards ... Completed 5 of 6 passes for 54 yards and a touchdown against GT ... In his only play against Memphis he completed a 3-yard pass to Tyler Mason ... Completed all three of his passes for 74 yards in one quarter of work at FAU ... He also rushed for 24 yards in the win over the Owls ... Completed 14 of 21 passes for 108 yards and an interception at

Tennessee ... Came on in relief against ULM and completed 11 of 22 passes for 143 yards ... Earned his second career start against ASU and completed a career-best 28 passes in 48 attempts for 219 yards and a touchdown ... Also rushed for 46 yards against the Red Wolves.

**2010:** Played in three games and had one start ... In the three games, he played 145 total snaps including 97 in win over APSU ... Earned one winning grade from the coaches ... Completed 31 of 53 passes for 395 yards for the year with only one interception ... Made his first collegiate start against APSU and responded with 301 yards passing on 23 of 36 throwing, while also adding 59 rushing yards and a score ... Came in late against Memphis and completed 6 of 13 passes for 87 yards ... Had 12 snaps against Troy and completed 2 of 4 passes.

**Laney Junior College:** Earned all-conference and all-region honors at Laney JC ... In 2009, he completed 144 of 251 passes for 1,749 yards and 16 touchdowns ... Completed 107 of 204 passes for 1,845 yards as a freshman.

**High School:** Lettered in football and baseball at Alameda High School ... Holds the record for the most passing yards and touchdowns in a single game.

**Full Name:** Jeff Dominic Murphy ... **Parents:** James and Ann Murphy ... **Born:** 11/3/89 ... **Major:** Entrepreneurship.


CAREER STATISTICS											
Passing	G	Att	Cmp	Int	Yds	TD	Lg	Pct	Avg/P	Avg/G	Effic
2010	3	53	31	1	395	0	53	58.5	7.5	131.7	117.3
2011	9	140	84	3	794	3	36	60.0	5.7	88.2	110.4
<b>Total</b>	<b>12</b>	<b>193</b>	<b>115</b>	<b>4</b>	<b>1189</b>	<b>3</b>	<b>53</b>	<b>59.6</b>	<b>6.2</b>	<b>99.1</b>	<b>112.3</b>

Rushing	G	Att	Yds	TD	Lg	Avg/C	Avg/G
2010	3	22	53	2	12	2.4	17.7
2011	9	35	106	0	14	3.0	11.8
<b>Total</b>	<b>12</b>	<b>57</b>	<b>159</b>	<b>2</b>	<b>14</b>	<b>2.8</b>	<b>13.2</b>

Total Offense	G	Rush	Pass	Total	Avg/G
2010	3	53	395	448	149.3
2011	9	106	794	900	100.0
<b>Total</b>	<b>12</b>	<b>159</b>	<b>1189</b>	<b>1348</b>	<b>112.3</b>

**CAREER HIGHS**

Most Pass Attempts.....	48 vs ASU, 2011
Most Pass Completions.....	28 vs ASU, 2011
Most Passing Yards.....	301 vs Austin Peay, 2010
Most TD Passes.....	1 vs ASU, 2011
Longest Completion.....	35 vs Austin Peay, 2010
Most Rushing Attempts.....	18 vs Austin Peay, 2010
Most Rushing Yards.....	59 vs Austin Peay, 2010
Most Rushing TDs.....	1 vs Austin Peay, 2010
Longest Run.....	12 vs Memphis, 2010



**DEARCO NOLAN**  
**89** Defensive End • 6-2 • 242 • r-JR  
 Atlanta, GA (West Lake HS)

**2012:** Moved back to defensive end during the spring.

**2011:** Played in 11 games and had one start ... Had 319 total snaps and earned 10 winning grades from the coaches ... Finished with 13 tackles to go with 3.5 TFLs and one sack ... Did not play against GT due to a knee injury ... Played just three snaps at Troy in his return ... Had two stops against Memphis ... Added three tackles, including a TFL against WKU ... Collected two tackles, including a half TFL against Tennessee ... Had two TFLs, including a sack against ASU.

**2010:** Played in 11 games and was in on 129 plays ... Earned four winning grades from the coaches ... For the year, registered six tackles, two TFLs, a sack, and a hurry ... Had one stop against APSU and WKU ... Registered a hurry in 20 snaps against ULM ... Tallied two tackles in win at FIU ... Turned in two TFLs and a sack in the bowl game against Miami.

**2009:** Took a redshirt year.

**High School:** Ranked as one of the top five defensive ends in the state his senior year at Westlake ... Rated one of the top ten fastest defensive ends in the nation and the fastest in the state ... A five-time defensive player of the week winner ... An all-Region 4-A selection at Westlake after making 11 sacks and forcing six fumbles in 2008 to go along with 50 total tackles ... For his career, he registered 183 tackles, 37 tackles for loss, 27 sacks, 16 forced fumbles, eight fumble recoveries, and 23 quarterback hurries ... Played for Coach Greg Minnis ... Runs a 4.48 40.


**Full Name:** Dearco La'mark Nolan ... Parent: Teresa Allen ... Born: 2/7/90 ... Major: Liberal Studies.

**CAREER STATISTICS**

Tackles	G	UA	A	Total	TFL	Yds	QBS	YDS	PD	FF	FR	BK
2010	11	4	2	6	2.0	17	1.0	15	0	0	0	0
2011	11	9	4	13	3.5	11	1.0	2	0	0	0	0
<b>Total</b>	<b>22</b>	<b>13</b>	<b>6</b>	<b>19</b>	<b>5.5</b>	<b>28</b>	<b>2.0</b>	<b>17</b>	<b>0</b>	<b>0</b>	<b>0</b>	<b>0</b>

**CAREER HIGHS**

Most Tackles.....	3 vs WKU, 2011
Most Solo Tackles.....	2, four times
Most Tackles for Loss.....	2 vs Miami, ASU, 2011
Most QB Sacks.....	1 vs Miami, ASU, 2011
Fumble Recovery.....	0
Forced Fumble.....	0




**RODNEY O'NEAL**  
47  
Cornerback • 5-10 • 170 • r-FR  
Dublin, GA (West Lauren HS)

**2011:** Took a redshirt year.

**High School:** A three-star recruit by Rivals.com ... Was all-region in football four years, all-region in basketball three times, and was all-region in baseball twice ... Lettered in football, basketball, and baseball ... Played for Coach Chad Simmons.

**Full Name:** Rodney Jerome O'Neal ... Parents: Rodney O'Neal Sr. and Alma O'Neal ... Born: 10/12/92 ... Major: Undecided.




**CHASE PENNYCUFF**  
41  
Fullback • 6-0 • 256 • r-FR  
Murfreesboro, TN (Siegel HS)

**2011:** Took a redshirt year.

**High School:** Lettered in football and wrestling for four years at Siegel High School ... Earned all-district honors in football for 2009 and 2011 ... Played for Coach Greg Wyant.

**Full Name:** Elmer Chase Pennycuff ... Parents: Elmer and Sabrina Pennycuff ... Born: 3/19/92 ... Major: Undecided.




**ROBERT OEDING**  
Placekicker • 6-3 • 215 • r-SO  
Germantown, TN (Houston HS)

**2011:** Took a redshirt year.

**High School:** Lettered in football and soccer at Houston High School ... Played for Coach Tim Haney.

**Full Name:** Robert Oeding ... Parents: Rob and Teri Oeding ... Born: 4/29/93 ... Major: Undecided.



**KEVIN POPE**  
80  
Tight End • 6-2 • 244 • SR  
Hesperia, CA (Serrano HS)

**2011:** Saw action in 11 games and had 132 total snaps ... Collected four total tackles on the season ... Had two stops against North Texas and one each versus ULM and ASU.

**Fullerton:** Tallied 27 tackles, two sacks, two quarterback hurries and forced one fumble as a sophomore to earn a spot on the National Southern Conference first team ... Voted the school's freshman defensive player of the year in 2009 after posting 23 tackles, 10 TFLs, four sacks and an interception.

**High School:** Had 52 tackles and 13 sacks his senior year at Serrano High School ...

Earned first team All-Southern California honors as a senior.

**Full Name:** Kevin Ross Pope ... **Parents:** Kenneth and Ann Pope ... **Born:** 3/20/91 ... **Major:** Liberal Studies.


CAREER STATISTICS												
Tackles	G	UA	A	Total	TFL	Yds	QBS	YDS	PD	FF	FR	BK
2011	11	2	2	4	0.0	0	0	0	0	0	0	0
<b>Total</b>	<b>11</b>	<b>2</b>	<b>2</b>	<b>4</b>	<b>0.0</b>	<b>0</b>	<b>0</b>	<b>0</b>	<b>0</b>	<b>0</b>	<b>0</b>	<b>0</b>

Total Offense	G	Rush	Pass	Total	Avg/G
2010	10	56	0	56	5.6
2011	12	585	0	585	48.8
<b>Total</b>	<b>22</b>	<b>641</b>	<b>0</b>	<b>641</b>	<b>29.1</b>

Receiving	G	Rec	Yds	TD	Lg	Rec/G	Avg/C	Avg/G
2010	10	0	0	0	0	0.0	0.0	0.0
2011	12	6	67	0	35	0.5	11.2	5.6
<b>Total</b>	<b>22</b>	<b>6</b>	<b>67</b>	<b>0</b>	<b>35</b>	<b>0.3</b>	<b>11.2</b>	<b>3.0</b>

### CAREER HIGHS

Most Rushing Attempts.....	23 vs FAU, 2011
Most Rushing Yards.....	125 vs FAU, 2011
Most Rushing TDs.....	1 vs ULM, 2010; vs FAU, 2011
Longest Run.....	33 vs WKU, 2011
Most Receptions.....	3 vs UL, 2011
Most Receiving Yards.....	50 vs UL, 2011
Longest Reception.....	35 vs UL, 2011
Most TD Receptions.....	0



**WILLIAM PRATCHER**  
**29** Running Back • 5-7 • 206 • r-JR  
 Decatur, GA (Cedar Grove HS)

**Honors:** 2011 – Earned the most improved running back award following spring drills ... 2010 – Earned the most improved strength training award for running backs.

**2011:** Played in all 12 games and had five starts ... Was second among backs with 345 total snaps while earning nine winning grades from the coaches ... Led the team in rushing with 585 yards on 122 carries and two touchdowns ... Also had six receptions for 67 yards ... Rushed for 18 yards on four attempts at Purdue and also had 18 yards on the ground against GT ... Had seven carries for 25 yards at Troy ... Collected 80 yards rushing on just nine attempts in win over Memphis ... Turned in his first 100-yard rushing game with 106 yards on 16 carries against WKU ... Also had a 33-yard run against the Hilltoppers ... Paced the Raiders with 125 rushing yards on 23 attempts and a touchdown at FAU ... Led MT with 73 yards and a TD against UL to go with three receptions for 50 yards (long of 35 yards).

**2010:** Played in 10 games, including the last eight in a row ... Most of his 56 snaps came on special teams ... Earned four winning grades from the coaches ... Had 20 carries for 56 yards and a touchdown during the season ... Had three carries for five yards in his first collegiate game against APSU ... Also had three attempts for five yards at Louisiana ... Received three rushes for seven yards at Georgia Tech ... Had four carries for 19 yards and a touchdown against ULM.

**2009:** Took a redshirt year.

**High School:** A two-star recruit by Rivals.com ... Named Class 3A First-Team All-State in 2008 ... Voted the State of Georgia Red Zone Player of the Year ... Earned Dekalb County Back of the Week honors six times his senior year ... Rushed for 2,010 yards (201 yards per game) and 20 touchdowns on 227 carries (8.8 yards per carry) as a senior ... In a game against Redan he tallied 293 yards rushing and three touchdowns ... Started the last three games of his junior year and tallied 490 rushing yards ... Played for Coach Ray Bonner, a former Blue Raider, at Cedar Grove.

**Full Name:** William McKinley Pratcher III ... **Parent:** William Jr. and Letitia Pratcher ... **Born:** 10/16/90 ... **Major:** Liberal Studies.

CAREER STATISTICS							
Rushing	G	Att	Yds	TD	Lg	Avg/C	Avg/G
2010	10	20	56	1	14	2.8	5.6
2011	12	122	585	2	37	4.8	48.8
<b>Total</b>	<b>22</b>	<b>142</b>	<b>641</b>	<b>3</b>	<b>37</b>	<b>4.5</b>	<b>29.1</b>



**JUNO PRUDHOMM**  
**42** Safety • 6-0 • 219 • SR  
 Naples, FL (Naples HS)

**2011:** Played in 11 games ... Had 39 total snaps and earned one winning grade from the coaches ... Registered two tackles on the season with one coming on special teams ... Collected one tackle each against Memphis and ULM.


**2010:** Played in 11 games and received 102 total snaps ... Was in on a season-high 18 plays at Georgia Tech ... Mainly used on special teams where all three of his tackles occurred on the kickoff team.

**2009:** Played in all 13 games and had 248 total snaps including a season-high 32 against Arkansas State ... Had two winning grades from the coaching staff ... Played extensively on special teams where he received four winning grades ... Finished the year with 14 tackles and a TFL ... Registered three tackles and a TFL against Memphis ... Had two stops at Maryland ... Had two stops against Mississippi State ... Turned in two solo tackles at ULM.

**High School:** A two-star recruit by Rivals.com ... As a senior at Naples High School he played his first season at quarterback his senior year and completed 63 of 123 passes for 1,111 yards and 14 touchdowns while rushing for 802 yards (18 touchdowns) in leading them to an 13-2 record ... Also blocked five punts ... Competed in the 3A All-Star Game and the All-State All-Star Game ... Earned MVP honors in the 3A All-Star contest by throwing for 180 yards and four touchdowns and rushed for 120 yards ... Voted team captain and was all-conference and honorable mention all-state ... Also lettered in basketball and track ... Played football for Coach Bill Kramer.

**Full Name:** Juno Prudhomm ... **Parent:** Lutane Simon ... **Born:** 1/30/90 ... **Major:** Liberal Studies.

CAREER STATISTICS												
Tackles	G	UA	A	Total	TFL	Yds	QBS	YDS	PD	FF	FR	BK
2009	13	8	6	14	1.0	3	0	0	0	0	0	0
2010	11	2	1	3	0.0	0	0	0	0	0	0	0
2011	11	1	1	2	0.0	0	0	0	0	0	0	0
<b>Total</b>	<b>35</b>	<b>11</b>	<b>8</b>	<b>19</b>	<b>1.0</b>	<b>3</b>	<b>0</b>	<b>0</b>	<b>0</b>	<b>0</b>	<b>0</b>	<b>0</b>



**GREG REIN**

**64**

Deep Snapper • 5-10 • 244 • r-SO  
New Port Richey, FL (Clearwater HS)

**2011:** Did not compete in any games.

**2010:** Attended Springfield College in Massachusetts.

**High School:** Lettered in football and wrestling at Clearwater Central Catholic High School ... Earned honorable mention all-county honors in football and played in the 2010 Pinellas County All-Star Game ... Was a regional qualifier in wrestling.

**Full Name:** Greg Rein ... Parents: Howard and Joann Rein ... Born: 8/25/92 ... Major: Undecided.

drills due to knee surgery ... Had four solo stops in first collegiate game at Purdue ... Also had four solos vs GT ... Collected two tackles at FAU.

**2010:** Suffered a knee injury the last week of fall camp and was lost for the year.

**2009:** Took a redshirt year.

**High School:** A two-star recruit by Rivals.com ... Named to the Atlanta Journal Constitution's Top 150 players list in 2008 ... Was first team all-region and all-county his senior year while being tabbed the team's most valuable defensive player ... Registered 142 tackles (a school record) as a senior to go with four sacks and five blocked punts ... As a junior he recorded 95 tackles and eight sacks with most of his action coming at defensive end ... Also lettered in track ... Played for Coach Mike Earwood ... Runs a 4.58 40.

**Full Name:** Stephen Roberts IV ... Parents: Stephen and Melissa Roberts ... Born: 3/26/91 ... Major: Liberal Studies.

**CAREER STATISTICS**

Tackles	G	UA	A	Total	TFL	Yds	QBS	YDS	PD	FF	FR	BK
2010	1	0	0	0	0.0	0	0	0	0	0	0	0
2011	11	11	4	15	0.0	0	0	0	0	0	0	0
<b>Total</b>	<b>12</b>	<b>11</b>	<b>4</b>	<b>15</b>	<b>0.0</b>	<b>0</b>	<b>0</b>	<b>0</b>	<b>0</b>	<b>0</b>	<b>0</b>	<b>0</b>



**JAMES ROBERSON**


**39**

Linebacker • 6-0 • 205 • r-FR  
Atlanta, GA (South Atlanta HS)

**2011:** Took a redshirt year.

**High School:** A three-star recruit by Rivals.com ... Named first team all-state for Atlanta City schools as a linebacker ... Also earned all-city and all-metro honors while being named the team's MVP ... Registered 101 tackles, including 10 TFLs, three interceptions, seven forced fumbles, and six sacks ... Added 850 rushing yards and 10 touchdowns on offense (had a school record 98-yard run vs Woodward Academy) ... Collected 89 tackles as a junior to go along with 15 TFLs, five forced fumbles, and three interceptions ... Played for Coach Julius Moses.

**Full Name:** James E. Roberson ... Parents: James Roberson Sr. and Leah Ervin ... Born: 4/12/93 ... Other: His father played at Florida State from 1990 to 1994 ... Major: Undecided.



**MARCUS ROBINSON**

**93**


Defensive Tackle • 6-2 • 270 • r-FR  
Valdosta, GA (Creekside HS)

**2012:** Missed all of spring drills with a knee injury but expected to be full speed when August camp opens.

**2011:** Took a redshirt year.

**High School:** Lettered in football at Creekside High School where he was all-region his senior year ... Named to the Order of the Arrow (Boys Scouts of America) as one of the Top 25 seniors and is a member of the National Honor Society ... Played for Coach Johnny White.

**Full Name:** Marcus Wayne Robinson II ... Parents: Marcus Robinson and Jacquelyn Robinson ... Born: 11/8/92 ... Major: Accounting.




**STEPHEN ROBERTS**

**30**

Linebacker • 6-3 • 230 • r-JR  
Peach Tree City, GA (Starr's Mill HS)

**Honors:** 2010 – Earned the most improved linebacker award.

**2011:** Played in 11 games ... Was in on 164 total snaps and earned six winning grades from the coaches ... Ended the year with 15 tackles ... Was limited during spring



**SAMMY SEAMSTER**

**8**

Cornerback • 6-1 • 201 • r-JR  
Ooltewah, TN (Ooltewah HS)

**Honors:** 2011 – Earned the most improved safety award following spring drills.

**2012:** Made the move to corner from safety in the spring.

**2011:** Played in all 12 games and had two starts ... Had 374 total snaps and earned three winning grades from the coaches ... Finished the year with 13 total tackles (three on special teams) ... Made his first collegiate start at Tennessee and had two stops ... Had two tackles at ULM ... Turned in six stops at North Texas.

**2010:** Took a redshirt year.

**2009:** Played in seven games and had 107 total snaps including a season-best 33 against WKU ... Earned three winning grades on special teams from the coaches ... Finished the year with six tackles, a TFL, and a forced fumble ... Collected a stop in seven special teams snaps against Memphis ... Also had one tackle at North Texas ... Had two stops at Troy ... Was in on 22 snaps against Mississippi State and all 22 were on special teams ... Forced a fumble in win over WKU ... Tackled the FAU punter for a nine-yard loss on special teams ... Suffered a knee injury against FAU and was lost for the season.

**High School:** A two-star recruit by Rivals.com ... Earned all-state (5A) and all-region honors in leading Ooltewah to a 11-2 record his senior year ... As a senior he had 53 tackles and led the team with six interceptions and 27 pass breakups ... Also had two tackles for loss and a forced fumble ... Added three receptions on offense ... Also lettered in basketball and track ... Ooltewah won the state track title his junior year ... Played for Coach Benny Monroe ... Runs a 4.35 40.


**Full Name:** Samuel Tyrone Seamster ... Parent: Alishia William ... Born: 2/5/91 ... Major: Graphic Art.

**CAREER STATISTICS**

Tackles	G	UA	A	Total	TFL	Yds	INT	YDS	PD	FF	FR	BK
2009	7	5	1	6	1.0	9	0	0	0	1	0	0
2011	12	10	3	13	0.0	0	0	0	0	0	0	0
<b>Total</b>	<b>19</b>	<b>15</b>	<b>4</b>	<b>19</b>	<b>1.0</b>	<b>9</b>	<b>0</b>	<b>0</b>	<b>0</b>	<b>1</b>	<b>0</b>	<b>0</b>

**CAREER HIGHS**

Most Tackles.....	6 vs UNT, 2011
Most Solo Tackles .....	3 vs UNT, 2011
Most Tackles for Loss .....	1 vs FAU, 2009
Most Pass Breakups.....	0
Most Interceptions.....	0
Forced Fumbles.....	1 vs WKU, 2009
Fumble Recovery.....	0




**JONAH SELLS**  
**72** OL • 6-4 • 285 • r-SO  
 Winchester, TN (Franklin Co. HS)

**2011:** Did not see action in any games.

**2010:** Attended Austin Peay University and was redshirted.

**High School:** Lettered in football and baseball at Franklin County High School ... Earned all-region honors as a senior ... Played for Coach Gerold Jennings.

**Full Name:** Jonah Sells ... Parents: James and Sherry Sells ... Born: 3/5/92 ... Major: Undecided.



**CHRIS SHARPE**  
**27** Cornerback • 5-11 • 179 • r-SO  
 Stone Mtn., GA (Stephenson HS)

**Honors:** 2012 – Named Most Improved Strength Training Corner at the conclusion of spring drills ... 2011 – Earned the most improved cornerback award following spring drills.

**2011:** Played in nine games ... Had 68 total snaps and earned three winning grades from the coaches ... Collected one tackle on the season (vs FAU) ... Did not play against GT or Troy due to an ankle injury ... Had 13 snaps in his return against Memphis ... Was in on 16 snaps against FIU and 13 at North Texas.

**2010:** Took a redshirt year.

**High School:** A three-star recruit by Rivals.com and a two-star by Scout.com ... Helped lead Stephenson High School to an 11-1 record and a Region 2-AAAAA championship in 2009 ... Earned honorable mention all-state honors while also being tabbed all-region and all-county ... Tallied 40 tackles, 12 pass breakups, two interceptions, three tackles for loss, and one sack his senior year.

**Full Name:** Christopher Cornell Sharpe ... Parent: Cheryl Sharpe ... Born: 3/3/92 ... Major: Liberal Studies.

**CAREER STATISTICS**

Tackles	G	UA	A	Total	TFL	Yds	INT	YDS	PD	FF	FR	BK
2011	9	1	0	1	0.0	0	0	0	0	0	0	0
<b>Total</b>	<b>9</b>	<b>1</b>	<b>0</b>	<b>1</b>	<b>0.0</b>	<b>0</b>	<b>0</b>	<b>0</b>	<b>0</b>	<b>0</b>	<b>0</b>	<b>0</b>



**BLAINE SIDDEERS**  
**69** Deep Snapper • 6-1 • 207 • r-FR  
 Delafield, WI (Kettle Moraine HS)

**2011:** Took a redshirt year.

**High School:** Lettered three years in football at Kettle Moraine High School ... Earned honorable mention all-conference honors as a center his senior season ... Was a team captain his final year ... Played for Coach Mike Fink.

**Full Name:** Blaine Sidders ... Parents: Blaine and Kathy Sidders ... Born: 4/19/93 ... Major: Undecided.



**JARED SINGLETARY**  
**24** Cornerback • 5-8 • 167 • r-FR  
 Green Cove Springs, FL (Clay HS)

**2011:** Took a redshirt year.

**High School:** Rated a three-star recruit by Rivals.com ... As a senior, he tallied 92 tackles, five TFLs, four interceptions, three fumble recoveries and a blocked field goal ... Named all-county ... Was a three-year starter in football and a four-year starter in basketball ... Lettered in football, basketball, track, and weightlifting ... Played for Coach Matt Toblin.

**Full Name:** Jared Steven Dwight Singletary ... Parent: Barbara Dennard and Billy Dennard (stepfather) ... Born: 6/16/93 ... Major: Undecided.

linemen ... Earned 18 winning grades from the coaches ... Had 29 tackles to go with 4.0 TFLs and one sack ... Made his first career start at Purdue and added three tackles, along with a TFL ... Also had three stops against GT ... Had three tackles, including a TFL at Troy ... Added two stops vs WKU in just 18 snaps ... Had two tackles, including a sack against FAU ... Also had two tackles against UL ... Turned in five stops in road loss to ULM while adding four tackles against ASU.

**2010:** Saw action in all 13 games ... Played 189 total snaps, including a season-high 23 against ULM ... Earned six winning grades from the coaches ... Registered five total tackles on the season ... Had one tackle against Minnesota in his first collegiate game ... Added two stops against APSU ... Also had a tackle against Louisiana and ASU.

**2009:** Took a redshirt year.

**High School:** Earned all-state honors as a junior and senior ... Named All-Region 2-AAAA in 2007 and 2008 and earned a spot on the GACA All-Star roster ... Voted one of the top 100 players in the south by the Atlanta Journal Constitution ... Turned in 87 tackles his senior year on defense and graded out at 96.5 percent on offense ... Had 15 tackles, four sacks, and a fumble recovery against Thomas County Central ... Also lettered in track and field and made the state final in the shot put in 2008 ... Played for Coach John Stephens.

**Full Name:** Jimmy Lewis Staten IV ... Parents: Jimmy Staten III and Shirley Staten ... Born: 5/4/91 ... Major: Criminal Justice.



**MATT SPROUSE**  
**68** OL • 6-3 • 287 • r-JR  
 Oakland Park, FL (Calvary Chr. HS)

**2011:** Did not see action in any games.

**2010:** Enrolled at MT after transferring from the Air Force Academy where he attended during the 2009-2010 academic year.


**High School:** Lettered three years in football, four years in basketball, two years in baseball, and one in track at Calvary Christian High School ... Was second team all-state as a junior and senior.

**Full Name:** Matt Sprouse ... Parents: Steve and Sandy Sprouse ... Born: 3/26/90 ... Major: Undecided.

CAREER STATISTICS												
Tackles	G	UA	A	Total	TFL	Yds	QBS	YDS	PD	FF	FR	BK
2010	13	3	2	5	0.0	0	0	0	0	0	0	0
2011	12	14	15	29	4.0	12	1.0	4	0	0	0	0
<b>Total</b>	<b>25</b>	<b>17</b>	<b>17</b>	<b>34</b>	<b>4.0</b>	<b>12</b>	<b>1.0</b>	<b>4</b>	<b>0</b>	<b>0</b>	<b>0</b>	<b>0</b>

**CAREER HIGHS**


Most Tackles ..... 5 vs ULM, 2011  
 Most Solo Tackles ..... 3 vs PU, 2011  
 Most Tackles for Loss ..... 1.0 vs PU, FAU, FIU, 2011  
 Most QB Sacks ..... 1 vs FAU, 2011  
 Fumble Recovery ..... 0



**JIMMY STATEN**  
**90** Defensive Tackle • 6-4 • 300 • r-JR  
 Waycross, GA (Ware County HS)

**Honors:** 2011 – Earned the most improved defensive lineman award following spring drills.


**2011:** Started all 12 games ... His 615 snaps played ranked second among defensive



**MARCUS THURMOND**

**88**

Wide Receiver • 5-11 • 175 • r-SR  
N. Augusta, SC (N. Augusta HS)



**HAROLD TURNER**

**37**

Wide Receiver • 5-8 • 182 • r-SR  
Decatur, GA (Cedar Grove HS)

**2011:** Did not see action in any games.

**2010:** Played in three games and had nine total snaps ... Did not have a reception.

**2009:** Played in five games and had 26 total snaps ... Had a winning grade from the coaches against ULM ... Finished the year with one reception for seven yards ... Broke his leg midway through spring drills but returned for fall camp ... Played in his first collegiate game against Memphis and also saw action against WKU, FIU, ASU, and ULM ... Lone reception came against WKU.

**2008:** Took a redshirt year.

**High School:** Hauled in 38 receptions for 516 yards and six touchdowns for North Augusta his senior year ... Collected 43 receptions for nearly 610 yards and seven touchdowns as a junior ... Selected honorable mention all-state, first team Aiken County, all-region, and first team CSRA in 2007 ... Was team captain his senior year ... Won the South Carolina Class 4A state championship in the 800 meters in May of 2007 and was third in 2006 ... Lettered three years in football and four years in track ... Played football for Coach Dan Pippen.

**Full Name:** Marcus Devon Thurmond ... Parent: Bernice Thurmond ... Born: 12/10/89 ... Major: Liberal Studies.

Receiving	CAREER STATISTICS							
	G	Rec	Yds	TD	Lg	Rec/G	Avg/C	Avg/G
2009	5	1	7	0	7	0.2	7.0	1.4
2010	3	0	0	0	0	0.0	0.0	0.0
<b>Total</b>	<b>8</b>	<b>1</b>	<b>7</b>	<b>0</b>	<b>7</b>	<b>0.1</b>	<b>7.0</b>	<b>0.9</b>

**Honors:** 2009 – Voted to the honorable mention All-SBC Freshman Team by the league's beat writers.

**2011:** Played in eight games ... Had 97 total snaps ... Finished with six catches for 56 yards ... Made his first catch of the season at Troy ... Had a 16-yard reception in win over Memphis ... Did not play against FAU, UL or Tennessee due to an ankle injury ... Returned to the field against ULM and had one catch ... Had two receptions against ASU.

**2010:** Played in 12 games and earned two starts ... Was in on 267 total snaps, including a season-high 31 against Louisiana ... Earned nine winning grades from the coaches ... Turned in a personal-best 15 receptions on the season for 128 yards ... Made his first collegiate start against APSU and responded with three receptions for 43 yards ... Shared the team lead with three catches at Louisiana ... Had three receptions against ULM.

**2009:** Played in nine games and had 225 total snaps with 207 coming in the last seven games ... Had a season-high 42 snaps against FIU ... Earned six winning grades from the coaching staff ... Finished the year with 14 receptions for 223 yards and three touchdowns ... Made his first collegiate reception against Mississippi State ... Finished the game with three catches for 45 yards including a long grab of 25 yards ... Reeled in six receptions for 113 yards and two touchdowns in win over WKU ... Caught one pass at FAU and had a reception for 20 yards against FIU ... Had two catches for 31 yards, including a touchdown grab of 32 yards against ASU.


**High School:** Lettered in football at Cedar Grove High School ... Ranked fourth in the county in receptions and receiving yards his senior year ... Earned honorable mention all-county honors ... Played for Coach Ray Bonner.

**Full Name:** Harold Turner Jr. ... Parents: Harold Turner Sr. and LaJean Turner ... Born: 8/23/90 ... Major: Concrete Industry Management.

Receiving	CAREER STATISTICS							
	G	Rec	Yds	TD	Lg	Rec/G	Avg/C	Avg/G
2009	9	14	223	3	52	1.6	15.9	24.8
2010	12	15	128	0	26	1.2	8.5	10.7
2011	8	6	56	0	17	0.8	9.3	7.0
<b>Total</b>	<b>29</b>	<b>35</b>	<b>407</b>	<b>3</b>	<b>52</b>	<b>1.2</b>	<b>11.6</b>	<b>14.0</b>

**CAREER HIGHS**

Most Receptions.....6 vs WKU, 2009  
Most Receiving Yards.....113 vs WKU, 2009  
Longest Reception.....52 vs WKU, 2009  
Touchdown Receptions .....1 vs WKU, ASU, 2009



**MAX  
UGBOAJA**

**46**

Defensive End • 6-4 • 249 • r-SO  
Nashville, TN (Hillwood HS)

**Honors:** 2011 – Earned the most improved strength training award for defensive linemen following spring drills ... Presented the Jeanne Massaquoi Freshman Academic Award ... 2010 – Named the Freshman Academic Award winner at the conclusion of the season.

**2011:** Played in all 12 games ... Had 186 total snaps and earned five winning grades from the coaches ... Turned in seven total tackles, along with a half sack ... Collected two tackles against GT and ULM ... Had one stop against Memphis, WKU, and Tennessee.

**2010:** Took a redshirt year.

**High School:** Lettered in football, basketball, and track at Hillwood High School ... Earned all-city and all-region honors in football his senior year ... Collected 62 tackles and nine sacks in 2009 to go with 36 hurries, nine pass breakups, and nine tackles for loss ... Also had six receptions for 53 yards ... Received the William Hume Award in 2009 for academic excellence ... Played for Coach Mose Phillips.

**Full Name:** Maxwell Nnamdi Ugboaja ... Parents: Kermayo and Erin Ugboaja ... Born: 4/4/92 ... Major: Aerospace.

**CAREER STATISTICS**

Tackles	G	UA	A	Total	TFL	Yds	QBS	YDS	PD	FF	FR	BK
2011	12	4	3	7	0.5	3	0.5	3	0	0	0	0
<b>Total</b>	<b>12</b>	<b>4</b>	<b>3</b>	<b>7</b>	<b>0.5</b>	<b>3</b>	<b>0.5</b>	<b>3</b>	<b>0</b>	<b>0</b>	<b>0</b>	<b>0</b>

**High School:** Lettered four years in football, two years in soccer and rugby, and one year in basketball and track at Bakersfield High School ... Was all-area and all-South-east Yosemite League as a wide receiver ... Had a school record 82 catches for 1,413 yards his senior year.

**Full Name:** Vincent Van Horne ... Parents: Rick and Dr. Kimberly Van Horne ... Born: 3/13/90 ... Major: Liberal Studies ... Father, Rick, played football at UNLV and cousin, George Snider, raced in 23 Indianapolis 500s.



**JOSH  
WALKER**

**77**

OL • 6-5 • 319 • r-JR  
Spring City, TN (Rhea Co. HS)

**Honors:** 2012 – Named Most Improved Strength Training Offensive Lineman at the conclusion of spring drills ... 2011 – Earned the most improved strength training award for offensive linemen following spring drills.


**2011:** Played in 11 games and had eight starts ... Had 719 total snaps to rank third among offensive linemen and earned 13 winning grades from the coaches ... Collected 40 knockdowns and did not allow a sack ... Started at guard against Purdue and played 86 snaps while collecting six knockdowns ... Had 58 snaps vs GT and six knockdowns ... Played all 92 snaps at Troy and six more on special teams ... Was in on all 78 offensive snaps in win over Memphis and had 87 vs WKU (94 total) ... Missed the UL game due to an ankle injury ... Came back against Tennessee and saw action in 17 snaps ... Had 81 snaps at ULM and 83 versus ASU.

**2010:** Played in all 13 games and earned one start ... Also plays on the field goal and PAT teams ... Had 200 total snaps ... Earned seven winning grades from the coaches ... Started against North Texas and played 21 snaps ... Played a season-high 38 snaps in win over FAU ... Played 20 or more snaps five times.

**2009:** Took a redshirt year.

**High School:** A two-star recruit by Rivals.com ... Named to the Tennessean's 2008 Dream Team and the Best of Preps ... Three-year starter at Rhea County ... Graded out at 90 percent with 41 pancakes his senior year in helping lead team to 10-3 record ... Versatile lineman who also played some snaps at tackle ... Played for Coach Jason Fitzgerald.

**Full Name:** Joshua Kyle Walker ... Parents: Jerry and Robin Walker ... Born: 6/2/91 ... Major: Liberal Studies.



**VINCENT  
VAN HORNE**

**87**

Wide Receiver • 5-11 • 191 • r-SR  
Bakersfield, CA (Bakersfield HS)

**2011:** Missed all of spring practice with a knee injury ... Did not see action in any games.

**2010:** Played in two games and was in on six total snaps ... Did not have a reception.

**Bakersfield College:** Collected 25 receptions for 516 yards and four touchdowns in 2009 playing with fellow signee Logan Kilgore.



**EVAN  
WARD**

Linebacker • 6-0 • 224 • r-FR  
Pacifica, CA (Archbishop Riordan)

**2011:** Took a redshirt year.

**High School:** Lettered in football at Archbishop Riordan High School in San Francisco, CA ... As a defensive end his senior year Ward tallied 90 tackles and eight sacks on his way to earning All-West Catholic Athletic League honors ... Also garnered all-metro accolades and competed in the East-West All-Star Game.

**Full Name:** Evan Carlton Ward ... Parent: Amelia Ashley-Ward ... Born: 7/8/92 ... Major: Mass Communication.

and one touchdown while adding 70 rushing yards and a score ... Registered four receptions for 43 yards against GT ... Had an 82-yard touchdown reception at Troy which went down as the fifth longest in school history ... Turned in three receptions against Memphis and two vs WKU ... Started at running back against FAU ... Had five carries for 36 yards against Tennessee ... Scored his first rushing touchdown against FIU.

**2010:** Took a redshirt year.

**High School:** An all-purpose player who competed as a running back, wide receiver, and returner at Rome High School ... Rushed for over 3,000 yards and had 40 touchdowns during his prep career ... Earned all-state honors in 2008, was all-region in 2007, 2008, and 2009, and garnered all-area recognition in 2007 and 2009 ... Voted Rome News Tribune player of the week five times ... Registered a 40-time of 4.31 at an Atlanta recruiting combine ... Lettered four years in football and three years in track ... Played for Coach Sid Fritts.

**Full Name:** Reginald Levoyd Whatley ... Parents: Reggie and Leslie Whatley ... Born: 8/19/90 ... Major: Liberal Studies.

**CAREER STATISTICS**

Receiving	G	Rec	Yds	TD	Lg	Rec/G	Avg/C	Avg/G
2011	12	17	185	1	82	1.4	10.9	15.4
<b>Total</b>	<b>12</b>	<b>17</b>	<b>185</b>	<b>1</b>	<b>82</b>	<b>1.4</b>	<b>10.9</b>	<b>15.4</b>

Rushing	G	Att	Yds	TD	Lg	Avg/C	Avg/G
2011	12	28	70	1	12	2.5	5.8
<b>Total</b>	<b>12</b>	<b>28</b>	<b>70</b>	<b>1</b>	<b>12</b>	<b>2.5</b>	<b>5.8</b>

**CAREER HIGHS**

Most Pass Receptions ..... 3 vs GT, Memphis, 2011  
 Most Yards Receiving ..... 82 vs Troy, 2011  
 Longest Reception ..... 82 vs Troy, 2011  
 Most TD Receptions ..... 1 vs Troy, 2011  
 Rushing TD ..... 1 vs FIU, 2011



**YKEEM  
WELLS**

**52** Linebacker • 6-0 • 230 • r-FR  
Buena Vista, GA (Marion Co. HS)

**2011:** Took a redshirt year.

**High School:** Earned first team all-state and all-region and all-county honors after rushing for 1,098 yards and 10 touchdowns in 2010 ... Rushed for 223 yards in the first round of the 2010 state playoffs ... Helped lead team to a 10-2 record his senior year and a region championship ... Also rushed for over 1,000 yards as a junior ... Lettered in football, basketball, and track ... Played for Coach Mike Swaney.

**Full Name:** Ykeem Rashad Wells ... Parent: Lucinda Minion ... Born: 1/31/92 ... Major: Undecided.



**SHAUN  
WHITE**


**15** Quarterback • 5-11 • 210 • r-FR  
Pensacola, FL (Pensacola Cath. HS)

**Honors:** 2012 – Earned the Jeanne Massaquoi Freshman Academic Award ... Named Most Improved Quarterback at the conclusion of spring drills.

**2011:** Took a redshirt year.

**High School:** Rated a three-star recruit by Rivals.com ... Earned first team all-state honors in 2009 and 2010 ... Named first team all-area in 2009 and 2010 ... Completed 140 of 230 passes for 2,084 yards and 14 touchdowns to go with 164 rushing yards as a senior at Pensacola Catholic High School ... Threw for 2,674 yards and 28 touchdowns as a junior while adding 167 yards on the ground and six scores ... Had 1,579 passing yards and 14 touchdowns as a sophomore ... Lettered four years in football, three years in basketball, and two years in weightlifting (regional qualifier in 2009) ... Played for Coach Greg Seibert.

**Full Name:** Shaun Demetric White ... Parents: Charles and Razella White ... Born: 8/27/93 ... Major: Undecided.



**REGGIE  
WHATLEY**

**25** Wide Receiver • 5-7 • 175 • r-SO  
Rome, GA (Rome HS)

**Honors:** 2012 – Earned the Donald Craig Sophomore Academic Award ... Named Most Improved Wide Receiver at the conclusion of spring drills ... 2011 – Named to the SBC Writers All-Freshman team ... 2010 – Won the team's annual Power Hour award for strength and conditioning.

**2011:** Played in all 12 games and had two starts ... Had 228 total snaps and earned nine winning grades from the coaches ... Finished with 17 receptions for 185 yards



**ARTHUR WILLIAMS**

1

Wide Receiver • 6-2 • 193 • r-JR  
Seale, AL (Glenwood HS)

**2011:** Missed all of spring practice with a knee injury ... Did not see action in any games.

**2010:** Saw action in 12 games ... Played 176 total snaps with most of his time coming on special teams ... Earned five winning grades from the coaches ... Had a season-high 22 plays at Louisiana ... Had 10 total tackles on the season but did not record a reception ... Led the Blue Raiders with eight tackles on special teams ... Had two tackles on special teams against Troy and ULM ... Had one stop against North Texas ... Collected two stops at FIU and did a great job containing the Panthers' T.Y. Hilton.


**2009:** Took a redshirt year.

**High School:** Scout.com rated him a 3-star recruit and the no. 92 receiver in the nation, and Rivals.com also had him as a 3-star ... Earned all-state honors in 2008 ... Had 517 receiving yards and 490 rushing yards as a senior ... Hauled in 40 catches for 620 yards and 10 touchdowns as a junior ... Also added two interceptions on defense and returned one for a score ... Also lettered in track where he was a member of the 4x100 state champion relay team ... Played for Coach Chris Holmes.

**Full Name:** Arthur Frank Williams Jr. ... Parents: Arthur Sr. and Felicia Williams ... Born: 8/1/91 ... Major: Liberal Studies.

**CAREER STATISTICS**

Tackles	G	UA	A	Total	TFL	Yds	INT	YDS	PD	FF	FR	BK
2010	12	8	2	10	0.0	0	0	0	0	0	0	0
<b>Total</b>	<b>12</b>	<b>8</b>	<b>2</b>	<b>10</b>	<b>0.0</b>	<b>0</b>	<b>0</b>	<b>0</b>	<b>0</b>	<b>0</b>	<b>0</b>	<b>0</b>



**WILLIAM WILSON**

82

Tight End • 6-2 • 249 • r-SO  
Memphis, TN (Kirby HS)

**2011:** Took a redshirt year.

**High School:** Lettered in football at Kirby High School ... Named second team all-state as an offensive lineman in 2009 and was all-region as a defensive end in 2010 ... Had 68 tackles and six sacks as a senior ... Team captain in 2010 ... Played for Coach Jeremy Stewart.

**Full Name:** William Wilson ... Parents: Terry and Patricia Wilson ... Born: 9/5/93 ... Major: Undecided.

**2012 NEWCOMERS**



**T.T. BARBER**

38

Linebacker • 6-1 • 215 • FR  
Colquitt, GA (Miller Co. HS)

**High School:** Earned honorable mention all-state honors while garnering all-region accolades ... Also tabbed the Region 1-A Defensive Player of the Year in 2011 ... Voted the Offensive Player of the Game at the Georgia-Florida Border Wars All-Star game after throwing for a touchdown and scoring a touchdown (took snaps at QB, LB, and RB) ... Also named the South's most valuable player in the Georgia North-South All Star Football Classic ... Averaged more than 90 tackles a season for three years in a row ... Was vice president of the senior class and a member of the FCA ... Played for Coach Frank Killingsworth.

**Full Name:** Trevonti Terrell Barber ... Parents: Tony Barber and Brenda Barber ... Born: 6/1/94 ... Major: Undecided.




**DARIOUS BENNETT**

98

Defensive Tackle • 6-1 • 301 • FR  
Columbus, GA (Carver HS)

**High School:** Lettered in football and track at Carver High School ... Earned all-state honors in 2010 and 2011 and was a member of the Georgia Top 125 ... Was all-region in 2010 and 2011 while garnering all-city honors three years in a row ... Finished with 65 solo tackles, 15 TFLs, and 13 sacks in 2011 ... Added a record 20 TFLs as a junior.

**Full Name:** Darius Bennett ... Parent: Denise Bennett ... Born: 9/30/93 ... Major: Undecided.



**ETHAN BREWER**

86

Wide Receiver • 6-4 • 180 • FR  
Alma, AR (Alma HS)

**High School:** Lettered in football, basketball, and track at Alma High School ... Earned all-conference honors as a senior after registering 39 receptions for 723 yards and seven touchdowns ... Hauled in a 73-yard TD ... Was all-state and all-conference in

track ... Ranked No. 2 in Arkansas in the 400 meters ... A member of the 2010-11 state champion basketball team ... Played for Coach Todd Dilbeck.


**Full Name:** Ethan Cole Brewer ... **Parents:** Chuck and Valerie Brewer ... **Born:** 11/27/93 ... **Other:** Has lived in Arkansas, New York, Florida, and Illinois ... **Major:** Undecided.



**CHRIS BROWN**  
**23** Safety • 6-1 • 180 • FR  
 Donalsonville, GA (Seminole Co. HS)

**High School:** Listed as the 44th best player in state of Georgia by 247sports.com ... Led Seminole County to an 11-2 record in 2011 and a trip to the state quarterfinals by registering a school record 1,805 rushing yards (ranked ninth in state) and 33 touchdowns ... Named to the Atlanta Journal Constitution and the Associated Press All-State first team (chosen as a running back by the AP and a defensive back by the AJC) ... Voted the Region 1-A Offensive Player of the Year and the Albany Herald Player of the Year ... Named to the Dothan Eagle Fantastic 12 ... Rushed for 270 yards on 23 carries in 2011 state first round game ... Only played in one game as a junior after dislocating his hip ... Rushed for 1,400 yards and 26 touchdowns as a sophomore ... For his career he rushed for 3,816 yards ... Lettered in football, baseball, and basketball at Seminole County ... Played for Coach Alan Ingram.

**Full Name:** Chris E. Brown ... **Parents:** Christopher and Erica Brown ... **Born:** 9/9/93 ... **Major:** Undecided.



**JOSH CHESTER**  
**67** OL • 6-3 • 295 • FR  
 Warner Robins, GA (Northside HS)

**High School:** Lettered in football and wrestling at Northside High School ... Named second team all-state by the Georgia Sportswriters Association and first team all-region in 2011 as a defensive tackle ... Also earned 2011 Defensive Lineman of the Year honors ... Four-year starter for Northside High School where he registered a total of 120 tackles, 11 sacks and 21 TFLs ... Named one of the 50 players you should know in middle Georgia by the Macon Telegraph ... Played for Coach Kevin Kinsler.

**Full Name:** Joshua Dylan Chester ... **Parents:** Earl and JoAnn Chester ... **Born:** 8/24/93 ... **Major:** Undecided.




**JACOB CORBALEY**  
**83** Tight End • 6-3 • 248 • JR  
 Oroville, CA (Oroville HS)

**Butte CC:** Earned first team all-region and all-conference honors in 2011 after helping lead Butte to a 10-1 record and a No. 9 national ranking ... Hauled in 15 receptions for an 18.5-yard average to go with eight touchdowns in 2011 ... Team went 9-2 his freshman year ... Played for Coach Jeff Jordan.

**High School:** Lettered in football and baseball at Oroville High School ... Was team MVP, all-conference, and made all-star team as a senior in football ... Earned all-conference honors and voted team MVP in baseball as a senior ... Played for Coach Steve Steinmann.

**Full Name:** Jacob Robert Corbaley ... **Parents:** Wes and Jill Conner ... **Born:** 9/18/91 ... **Major:** Undecided.



**WILLIAM EADS**  
**53** Long Snapper • 6-0 • 212 • FR  
 Hoover, AL (Hoover HS)

**High School:** A three-year letterman in football at Hoover High School ... Team went 41-4 during his three years and won the 2009 6A State Championship ... Hoover was state runner-up in 2010 and 2011 ... Ranked as the number one long snapper in Alabama and top 10 nationally ... Named a finalist for the 2011 National Long Snapper of the Year award ... Won the Hoover High School Special Teams Leadership Award in 2011 ... FCA president in 2011-12 and named the FCA Athlete of the Year for 2010-11 ... Played for Coach Josh Niblett.

**Full Name:** William O'Neil Eads ... **Parents:** Chad and Jamie Eads ... **Born:** 1/3/94 ... **Major:** Undecided.



**RAYNARD FELTON**  
**43** Defensive End • 6-4 • 265 • FR  
 Jacksonville, FL (Ribault HS)

**High School:** Rated a two-star recruit by Rivals.com and Scout.com ... Lettered in football, basketball, and baseball at Ribault High School ... Earned all-conference honors as a junior and senior ... In 2011, he tallied 75 tackles, four forced fumbles, five fumble recoveries, 14 TFLs, eight sacks, and an interception returned for a touchdown ... Three-

year starter in football and basketball ... Played for Coach Anthony Flynn.

**Full Name:** Raynard Felton ... **Parent:** Keasha Jennings ... **Born:** 1/24/94 ... **Other:** Cousin is Patrick Sapp, a former NFL player Rick Stockstill signed at Clemson ... **Major:** Undecided.



**DEMETRIUS  
FRAZIER**

**13** Cornerback • 5-10 • 190 • FR  
Brunswick, GA (Brunswick HS)

**High School:** Named a three-star recruit by Rivals.com ... Lettered in football and track at Brunswick High School ... Named honorable mention all-state in 2011 while also earning all-region and all-area honors ... Voted the Area Defensive Player of the Year ... Tabbed the MVP of the 2011 City Championship game ... Played in the 2011 Georgia North-South All-Star Game ... Collected 1,175 all-purpose yards and 12 touchdowns while adding 48 tackles and five interceptions on defense ... Played for Coach Victor Floyd.

**Full Name:** Demetrius Rashawn Frazier ... **Parents:** David and Aretha Frazier ... **Born:** 10/16/93 ... **Major:** Undecided.



**AUSTIN  
GRAMMER**

**11** Quarterback • 6-2 • 200 • FR  
Tuscaloosa, AL (American Christ. Acad.)

**High School:** Lettered four years in football, three years in baseball, and two years in basketball at American Christian Academy ... Rated a three-star recruit by Rivals.com and two-star by Scout.com ... Named 2A first team all-state in 2010 and 2011 ... A member of the 2011 Alabama Super 12 team ... Finalist for 2A State Player of the Year in 2011 ... Led team to back-to-back 12-2 seasons and state semi-final appearances in 2010 and 2011 ... In 2010 and 2011, combined for nearly 6,000 passing yards, 62 touchdowns, and over 1,000 rushing yards (20 touchdowns) ... Passed for 3,007 yards and 30 touchdowns in 2011 ... As a junior he completed 146 of 198 passes for 2,553 yards and 32 touchdowns (only one interception) ... Averaged 15.8 points, 7.0 rebounds, and 4.0 assists a game in basketball and hit over 400 in baseball ... Played football for Coach John Causey.

**Full Name:** Michael Austin Grammer ... **Parents:** David and Ashley Grammer ... **Born:** 2/2/94 ... **Major:** Undecided.



**CHRIS  
HALE**

**59** Defensive End • 6-4 • 250 • FR  
Atlanta, GA (Dunwoody HS)

**High School:** A two-star recruit by Scout.com ... Lettered in football, basketball, and baseball at Dunwoody ... Played defensive end and tight end ... Did not play his senior year of football due to a foot injury ... Earned all-region honors in baseball ... Hale played in the prestigious 25th annual Area Code Games in Long Beach, Calif. in 2011 as one of 30-players on the southeast squad ... Played for Coach Jim Showfety.

**Full Name:** Chris Hale ... **Parents:** Darryl and Genice Hale ... **Born:** 11/16/93 ... **Other:** His cousin is former Heisman Trophy winner Troy Smith (Ohio State) ... **Major:** Undecided.



**SHAQUILLE  
HUFF**

**51** Defensive Tackle • 6-1 • 312 • FR  
Covington, GA (Eastside HS)

**High School:** Rated a three-star recruit by Scout.com ... Earned first team all-state, all-region, all-area, and all-county as a senior at Eastside High School ... Registered 65 tackles, 16 TFLs, and eight sacks in 2011 as he was voted the Region Defensive Player of the Year ... Invited to the 2011 Georgia Senior All-Star Bowl and was a team captain ... Turned in 53 tackles, including 36 for TFLs as a sophomore ... Was all-region and all-county as a junior ... Played for Coach Rick Hurst.

**Full Name:** Shaquille Huff ... **Parents:** Ronald and Lawanda Huff ... **Born:** 1/19/93 ... **Major:** Undecided.




**PATRICK  
HUGHES**

**62** OL • 6-4 • 303 • JR  
Chicago, IL (Morgan Park HS)

**Butte College:** Rated a two-star recruit by Rivals.com ... Earned all-region and all-conference honors in 2011 at Butte Community College ... Named the offensive freshman of the year in 2010 at Kentucky Christian University.

**High School:** Lettered four years in football and two years in basketball at Morgan Park High School.

**Full Name:** Patrick Hughes ... **Parents:** Curtis and Patricial Hughes ... **Born:** 6/17/92 ... **Major:** Undecided.



**ALEX  
JAUREGUI**

**79** OL • 6-7 • 315 • FR  
Atlanta, GA (Peachtree Ridge HS)

**High School:** Rated a two-star recruit by Scout.com ... Earned all-state and all-county honors ... Team's offensive line MVP in 2011 ... Played in the Georgia North-South All-Star Game and the Gwinnett County All-Star Game ... Turned in 31 knockdowns, 19 pancake blocks, and had a grade of 86 percent his senior year.

**Full Name:** Alex Jauregui ... Parents: Angel Jauregui and Myrian Miras ... Born: 2/25/94 ... Major: Undecided.



**JORDAN  
PARKER**

**26** Running Back • 6-1 • 207 • FR  
Lawrenceville, GA (Collins HS)

**High School:** Led Collins High School and Gwinnett County in rushing as a senior with 1,700 yards and 21 touchdowns ... Also had 450 receiving yards to go with six 100-yard rushing games ... Had 219 yards rushing on 25 carries against Roswell ... Was the Suwanee High School Player of the Week in late September 2011 ... Named the Player of the Month by the Gwinnett County Touchdown Club his senior year ... As a junior he had 443 yards and six touchdowns on the ground while averaging less than seven carries a game ... Played for Coach Kevin Reach.

**Full Name:** Jordan R. Parker ... Parents: Curtis and JoAnn Parker ... Born: 8/24/94 ... Major: Undecided.



**HERBERT  
KING**

**4** Cornerback • 5-10 • 174 • JR  
Miami, FL (Doral Academy)

**Fullerton College:** Registered 27 tackles and seven pass breakups in 2011 to go with 2.5 TFLs ... Played in five games as a freshman and had 11 tackles and two pass breakups as team went 7-4.

**High School:** Lettered in football and track at Doral Academy in Miami.

**Full Name:** Herbert King ... Parents: Wayne King and Londa Woodley ... Born: 3/19/90 ... Major: Undecided.



**TERRY  
PETTIS**

**84** Wide Receiver • 6-5 • 220 • FR  
Fairburn, GA (Langston Hughes HS)

**High School:** Lettered in football and basketball at Langston Hughes High School ... Had 14 receptions for 142 yards and two touchdowns in 2011 and added 23 tackles on defense ... Played for Coach Willie Cannon.

**Full Name:** Terry La Don Pettis Jr. ... Parents: Terry Pettis Sr. and Pamela Bush ... Born: 10/26/93 ... Major: Undecided.



**NICK  
NUNEZ**

**60** OL • 6-4 • 285 • JR  
Salinas, CA (North Salinas HS)

**Hartnell:** Rated a two-star recruit by Rivals.com ... Named to the 2011 All-Coast Conference first team ... Helped lead team to an 8-3 record and a Coast Conference and Southern Division Championship in 2011.

**High School:** Lettered in football, basketball, and baseball at North Salinas High School ... Earned first team all-conference and all-county honors as a senior ... Was second team all-conference as a junior ... Won the 2010 Community Service Award for 100+ hours of service ... Played for Steven Zenk.

**Full Name:** Nicholas Benjamin Nunez ... Parents: Sal and Susie Nunez ... Born: 3/31/92 ... Major: Undecided.



**HUNTER  
ROGERS**

**65** OL • 6-7 • 337 • FR  
Safford, AL (John T. Morgan Acad.)

**High School:** Lettered in football, basketball, and track at John T. Morgan Academy ... Earned all-state and all-district honors in 2011 ... Was the team's offensive lineman MVP and won the Hustle Award ... 2011 state champion in the shot put ... Had 63 pancake blocks and graded out at 90 percent in 2011 ... Registered 54 pancakes in 2010 and had a grade of 94 percent.

**Full Name:** Hunter Rogers ... Parents: Jason and Laura Rogers ... Born: 2/15/94 ... Major: Undecided.



ERIC  
**SHELTON**

Placekicker • 5-10 • 173 • FR  
Dayton, OH (West Carrollton HS)

**High School:** Lettered in football and soccer at West Carrollton High School ... Earned honorable mention GWOC South honors his senior year after connecting on two field goals and 19 of 22 extra points ... Also had a long punt of 55 yards ... Also made two three-pointers as a junior while hitting 11 of 14 PATs ... Garnered first team GWOC South honors as a goalie in soccer.

**Full Name:** Eric A. Shelton ... Parents: Ernie and Sherrie Shelton ... Born: 4/6/94 ... Major: Undecided.



ADAM  
**STICKEL**

**78** OL • 6-5 • 317 • FR  
Kissimmee, FL (Osceola HS)

**High School:** Lettered in football at Osceola High School ... Earned first team all-state, all-conference, all-county, and all-Central Florida honors in 2011 ... Had 63 pancake blocks in 2011 and had an average grade of 88 percent ... Did not allow a sack ... Played for Coach Doug Nichols.

**Full Name:** Adam Brian Stickel ... Parents: Brian Stickel and Melissa Taliento ... Born: 4/19/94 ... Major: Undecided.



IMAN  
**SMITH**

**50** Linebacker • 6-1 • 224 • FR  
Oldsmar, FL (Pinellas Park Sr. HS)

**High School:** A two-star recruit by Rivals.com ... Lettered in football and basketball at Pinellas Park Senior High ... Did not play football until his senior year where he caught 11 passes for 189 yards and four touchdowns.

**Full Name:** Iman Smith ... Parent: Iris Patterson ... Born: 2/27/94 ... Major: Undecided.



ANFORNEE  
**STEWART**

**34** Safety • 6-1 • 203 • FR  
Duluth, GA (Duluth HS)

**High School:** Rated a three-star recruit by Rivals.com ... Earned all-region honors as a senior ... Lettered in football and track at Duluth High School ... Named all-state, all-region, and all-county as a senior ... Selected for the Army All-American Combine ... A three-time Gwinnett County All-Star ... Completed 102 of 180 passes for 1,538 yards and 11 touchdowns in 2011 ... As a junior he completed 110 of 200 passes for 1,500 yards, and 18 touchdowns while adding 500 yards on the ground ... Played for Coach Corey Jarvis.

**Full Name:** Anfornee Stewart ... Parents: Michael and Tonia Stewart ... Born: 10/17/93 ... Major: Undecided.





# COACHES & STAFF

**RICK  
STOCKSTILL**

Head Coach | 7th Season | 35-40 Record at MT  
Florida State, 1982  
2-Time SBC Coach of the Year

Rick Stockstill, a two-time Sun Belt Conference Coach of the Year recipient, has elevated the Blue Raider program both on and off the field during his six seasons at the helm. During his short tenure, the Blue Raiders have captured a league title, won the 2009 New Orleans Bowl, made three bowl games in six years, earned two public recognition awards from the NCAA for APR success, appeared on national television a record and Sun Belt Conference-best 18 times, and produced six of the top eight crowds in Floyd Stadium history.

In 2010, Stockstill's team battled back from a tough start and came up with clutch plays down the stretch to make back-to-back bowl games for the first time in school history. The coach also had an Academic All-American in Jeremy Kellem, the SBC Defensive Player of the Year in Jamari Lattimore, and a total of nine players who were recognized on the All-Conference team. Cornerback Rod Issac was also taken in the fifth round of the NFL Draft by the Jacksonville Jaguars.

The 2009 season was one for the record books as that squad accomplished what few believed possible with an FBS-record 10 wins, a final ranking of 33rd nationally in the ESPN/USA Today Coaches poll, a bowl victory, a seven-game winning streak, the most Sun Belt victories in school history, five road victories, and a second straight undefeated month of November. It all resulted in Stockstill being named Sun Belt Conference Co-Coach of the Year and 11 players earning All-Conference honors, including co-Defensive Player of the Year Chris McCoy, who was taken in the 7th round of the NFL Draft by the Miami Dolphins. To top things off, quarterback Dwight Dasher earned New Orleans Bowl MVP honors and became just the fourth player in NCAA history to pass for more than 2,500 yards and rush for 1,000 yards in the same season.

Stockstill has also shown a commitment to academics during his tenure. The Blue Raiders have gone from an APR score of 892 to a very impressive 983, the biggest increase of any program in the country. The Blue Raiders have also been crowned with the Sun Belt Conference Academic Award on two occasions (2006-07, 2007-08). For his efforts, Stockstill was inducted as an honorary member into Phi Kappa Phi Honor Society in April 2010.

After 24 years as an assistant, Stockstill was given the chance to run his own program, and all he did was lead the Blue Raiders to a 2006 Sun Belt Conference championship, help set a new single-season attendance record, and take the program to its first postseason bowl game in the I-A era. Taking a Middle Tennessee team predicted to finish sixth in the Sun Belt during the preseason to a league title, Stockstill ended up as the 2006 Sun Belt Conference Coach of the Year and the Tennessee Sports Writers Association Coach of the Year while also garnering that honor from ESPN.com.

Stockstill's teams have amassed the top four tackles for loss and quarterback sack totals in school history and have produced the Sun Belt's top touchdown scorer twice. Individual players have 39 All-Conference honors and two Player of the Year Awards, and there have been three different National Player of the Week winners.

The Blue Raiders have won 26 of 44 conference games since 2006 and pulled upsets of ACC member Maryland in 2008 and 2009. In 2008, defensive end Erik Walden was taken in the sixth round of the NFL Draft by the Dallas Cowboys, and offensive lineman Franklin Dunbar and defensive lineman Trevor Jenkins signed as free agents with the Philadelphia Eagles.

During the 2006 championship run, Stockstill and his staff developed an All-American, 11 All-Conference players, 11 SBC Player of the Week winners, a consensus Na-

tional Defensive Player of the Week (Damon Nickson won the Walter Camp and the Bronco Nagurski awards), and the school's all-time sacks leader (Erik Walden). Much of the team's success was attributed to their play on the road that year; the Blue Raiders won four conference road games. Only 10 other teams nationally could stake that claim.

Along with his extensive background in collegiate coaching circles, the driven and determined Stockstill has had the advantage of working alongside some of the greatest minds in college football history.

Stockstill, who made his way to Murfreesboro after spending the previous two years at South Carolina, has worked with legendary coaches Lou Holtz, Steve Spurrier, Danny Ford, Tommy Bowden, Ken Hatfield, and Tommy West.

Stockstill demonstrated the ability to develop and coach big-time players throughout his career as an assistant. He joined the Gamecock staff in December 2003 and immediately made an impact in recruiting. Stockstill coached the Gamecock tight ends and served as recruiting coordinator in 2005 and was the wide receivers coach in 2004.

Before joining Holtz's staff at South Carolina, Stockstill was the offensive coordinator at East Carolina in 2003.

In his first year at South Carolina, Stockstill coached Troy Williamson to one of the best seasons ever for a Gamecock receiver. Williamson made 43 receptions for 835 yards (75.9 per game average) and seven touchdowns. Williamson's 835 receiving yards put him among the single-season leaders at USC, along with his seven touchdowns. Williamson was taken as the seventh pick in the 2005 NFL Draft by the Minnesota Vikings.

In addition to his on-field coaching at Carolina, Stockstill coordinated the signing of a top-20 recruiting class for the Gamecocks in his first season and was recognized as one of the top 25 recruiters in the nation by Rivals.com.

From 1989 to 2002, Stockstill was on the coaching staff at Clemson, where he helped lead the Tigers to some of their most proficient offensive performances in school history. He served in a variety of capacities during his tenure with Clemson, working as recruiting coordinator, wide receivers coach, co-offensive coordinator, passing game coordinator, and quarterbacks coach. One of his prize pupils was All-America wide receiver Rod Gardner, who was the number 15 pick of the 2001 NFL Draft. Stockstill played an integral role in Clemson's offense, which set more than 100 school records from 1998 to 2002.

Stockstill is credited with recruiting Clemson's all-time leading rusher (Raymond Priester), second all-time leading passer (Woodrow Dantzler), and second all-time leading receivers (Derrick Hamilton and Rod Gardner). As a coach, Stockstill has been a part of 15 bowl games, including three as a head coach.

Stockstill also has coaching experience at the University of Central Florida (1985-88), where he tutored wide receiver Shawn Jefferson, who went on to a 13-year career in the NFL, and at Bethune-Cookman College (1983-84).

Born Dec. 23, 1957 in Sidney, Ohio, Stockstill grew up in Georgetown, Ky., and then moved to Fernandina Beach, Fla., where he was inducted into the Fernandina Beach Hall of Fame in 2006. He was a three-year letterman at Florida State as a quarterback, where he was team captain and earned Honorable Mention All-America honors in 1981 under Coach Bobby Bowden. During his career at FSU, the Seminoles had two top-10 final Associated Press rankings and had wins over powers Notre Dame, Pittsburgh, Ohio State, and Nebraska. Stockstill, who received his bachelor's degree from FSU in 1982, made three bowl trips with the Seminoles.

Stockstill and his wife, the former Sara Fleischman, have a son, Brent, and a daughter, Emily.

# THE STOCKSTILL FILE

## MIDDLE TENNESSEE

Season as Head Coach: 7th  
 Record at MT/Overall: 35-40/35-40  
 Date Hired: December 12, 2005

## PERSONAL

Birthdate: December 23, 1957  
 Hometown: Fernandina Beach, FL  
 Spouse: the former Sara Fleischman  
 Children: Brent and Emily  
 Parents: Joel Stockstill and Kris Stockstill

## EDUCATION

High School: Fernandina Beach, 1977  
 College: Florida State, B.S. Physical Ed., 1982

## PLAYING EXPERIENCE

Quarterback at Florida State, 1977-82 (honorable mention All-American; played in three bowl games and the East-West Shrine Bowl and the Japan Bowl)

## COACHING EXPERIENCE

1983-84: Bethune-Cookman (Off. Coord./QB)  
 1985-88: UCF (Asst. Head Coach/WR)  
 1989-92: Clemson (Quarterbacks)  
 1993: Clemson (QBs/Passing Game Coordinator)  
 1994-95: Clemson (Co-Offensive Coord./WR)  
 1996-98: Clemson (Wide Receivers)  
 1999-2002: Clemson (WR/Recruiting Coord.)  
 2003: East Carolina (Offensive Coordinator/QB)  
 2004: South Carolina (WR/Recruiting Coord.)  
 2005: South Carolina (TE/Recruiting Coord.)  
 2006-Present: MT (Head Coach)

## HONORS

2004: Named a Top 25 recruiter by Rivals.com  
 2006: Named Sun Belt Conference Coach of Year  
 2006: Named TSWA Coach of Year  
 2006: ESPN.com's Sun Belt Coach of Year  
 2009: Named Sun Belt Conference Co-Coach of Year  
 2009: Named TSWA Coach of Year

## NOTEWORTHY

Has coached or played under the likes of Bobby Bowden, Tommy Bowden, Danny Ford, Ken Hatfield, Lou Holtz, Steve Spurrier, Tommy West, and NFL Hall of Famer Larry Little ... In 2009, MT became the first SBC team to ever win 10 games.

## BOWL GAMES AS A COACH (15)

Year	School	Title	Record	Bowl
2011	Middle Tennessee	Head Coach	6-7	GoDaddy.com
2009	Middle Tennessee	Head Coach	10-3	New Orleans
2006	Middle Tennessee	Head Coach	7-6	Motor City
2005	South Carolina	Assistant Coach	7-5	Independence
2002	Clemson	Assistant Coach	7-6	Tangerine
2001	Clemson	Assistant Coach	7-5	Humanitarian
2001	Clemson	Assistant Coach	9-3	Gator
1999	Clemson	Assistant Coach	6-6	Peach
1998	Clemson	Assistant Coach	7-5	Peach
1996	Clemson	Assistant Coach	7-5	Peach
1996	Clemson	Assistant Coach	8-4	Gator
1993	Clemson	Assistant Coach	7-5	Peach
1992	Clemson	Assistant Coach	9-2-1	Citrus
1991	Clemson	Assistant Coach	10-2	Hall of Fame
1989	Clemson	Assistant Coach	10-2	Gator

## BOWL GAMES AS A PLAYER (3)

1977	Florida State	Tangerine
1980	Florida State	Orange
1981	Florida State	Orange

## ACCOMPLISHMENTS UNDER STOCKSTILL

2011 - New single-game home attendance record set against Georgia Tech  
 2010 - Led team to GoDaddy.com Bowl for third bowl under Stockstill  
 2010 - Coached school's third Academic All-American (Jeremy Kellem)  
 2010 - Coached the SBC Defensive Player of the Year (Jamari Lattimore)  
 2010 - Inducted as honorary member of Phi Kappa Phi Honor Society  
 2009 Sun Belt Conference Co-Coach of the Year  
 2009 TSWA Coach of the Year  
 2009 team became first in Sun Belt history to win 10 games  
 2009 - Led team to New Orleans Bowl Championship  
 2009 - Team had school-record 7 Sun Belt Conference wins  
 2009 - Coached the SBC Defensive Player of the Year (Chris McCoy)  
 2009 - Coached the New Orleans Bowl MVP (Dwight Dasher)  
 2009 - Team set new single-season records in quarterback sacks and tackles for loss  
 2008 - Set new single-season Floyd Stadium attendance record  
 2008 - Coached a Walter Camp National Offensive Player of the Week winner  
 2008 - Quarterback was given the National ESPN Helmet Sticker Award  
 2006 Sun Belt Conference Coach of the Year (first conference COY at MT since 1989)  
 2006 Sun Belt Conference Coach of the Year by ESPN.com  
 2006 TSWA Coach of the Year  
 2006 Rutherford County Reader Gridiron Glacier Award  
 2007, 2008 and 2010 Intercultural and Diversity Coach of the Year  
 2006 Sun Belt Conference Championship  
 2006 - Led school to first-ever bowl game in the I-A era (Motor City)  
 2006 - One of just 10 teams in the country to win four road conference games  
 2006 - Coached a Walter Camp and Bronco Nagurski National Player of the Week winner  
 2006 - Seven wins were most by a first-year coach at MTSU since 1947  
 2006 - Coached the ESPN.com SBC Defensive Player of the Year  
 2006 - Set new single-season attendance record  
 Improved team's APR dramatically from 892 to 990  
 Team won 2006-07 and 2007-08 Sun Belt Conference Academic Award  
 22 First Team All-Conference selections in six years  
 A record-tying 11 SBC Player of the Week winners in 2006 and 43 during his tenure  
 A school-record 18 national television games during his tenure  
 Three NFL Draft picks as head coach (2008, 2010, 2011)



## DAVID BIBEE

Safeties | 5th Season  
Tennessee, 1977

David Bibee is in his second stint at Middle Tennessee, having joined Rick Stockstill's staff in 2008 after two years at Chattanooga. Bibee will be in charge of the Blue Raider safeties for the fifth straight season.

Last year, the Blue Raiders ranked 44th nationally in pass defense thanks to the career year by safety Eric Russell. Russell led the team in tackles and interceptions, while ranking second in tackles for loss.

Bibee's 2010 unit was once again very solid behind the play of All-Conference pick Jeremy Kellem, Kevin Brown, and Derrick Crumpton. The threesome combined for 15 pass breakups and helped the Blue Raiders have the nation's 30th ranked pass defense.

In 2009, his safeties had eight interceptions, nine tackles for loss, 12 breakups, three sacks, and three fumble recoveries in helping the Blue Raiders finish second in the Sun Belt in pass defense. Kellem and Brown were 4th and 6th on the team in tackles, and Kellem earned First Team All-Conference honors.

Bibee, who has 31 years of coaching experience including 25 on the collegiate level, has served as an assistant coach at Ole Miss, North Alabama, Middle Tennessee, Austin Peay State, Appalachian State, South Carolina, Tennessee Tech, Clemson, East Tennessee, and Chattanooga.

He has coached a Super Bowl Most Valuable Player in former Dallas Cowboys cornerback Larry Brown, five All-Americans including the Blue Raiders' all-time tackles for loss leader Dennis Mix, and nine NFL draft picks. His list of draft picks coached includes former Blue Raider great James Griffin; Clemson safety Antwan Edwards, a first-round selection by the Green Bay Packers; and former Baylor High School and Virginia kicker Kurt Smith of the San Diego Chargers.

Prior to his stint at Chattanooga, Bibee worked in the local high school ranks as head football coach at Baylor School in Chattanooga from 2000 to 2005. He guided the Red Raiders to the Division II state semifinals in 2000 and 2005. After the 2005 season, Baylor defensive lineman Jacques McClen-don was elected Division II Class AAA Mr. Football Lineman of the Year and was later drafted by the Indianapolis Colts in the fourth round.

Bibee's coaching career began at Tennessee, where he served as a student assistant for Coach Bill Battle. He moved on to the staff at Ole Miss in 1978, where he was placed in charge of the defensive scout teams on Steve Sloan's first Rebels' staff.

He left Ole Miss to coach the defensive secondary and work as recruiting coordinator at North Alabama for one year and held the same positions for one year at Middle Tennessee (1980).

Sparky Woods hired Bibee at Appalachian State in 1984 to be his assistant head coach, recruiting coordinator and secondary coach.

Bibee joined Woods at South Carolina in 1989 to work as assistant head coach, co-defensive coordinator, and secondary coach.

He was part of Mike Hennigan's first coaching staff at Tennessee Tech in 1996.

Prior to heading to the Baylor School, Bibee coached the secondary and outside linebackers at Clemson from 1997 to 1999, where he was on staff with Stockstill.

Bibee is a 1977 graduate of Tennessee, where he earned a bachelor's degree in health education. He played football for the Vols from 1973 to 1976 and was a member of the 1973 Gator Bowl team and the 1974 Liberty Bowl squad.

Bibee is married to the former Lisa Carter of Savannah, Tenn. The couple has three daughters, twins Ashlee and Allison, and Lindsay.



## BRENT BROCK

Running Backs | 7th Season  
Florida State, 1982

Brent Brock, a head coach in the Georgia high school ranks for 14 years and a former teammate of head coach Rick Stockstill, will be beginning his seventh season at Middle Tennessee with the 2012 campaign. Brock is in his first full year coaching the running backs after serving in that role the final seven games of 2011.

Brock coached the tight ends his first three years at MT before taking over the inside receivers from 2009 to 2011.

In 2011, Brock helped the receiving corps snag a single-season school record 299 passes while registering the third-most touchdown receptions with 21.

Brock's receivers were part of a fast-paced offense in 2009 that rang up a school record 3,064 yards of passing along with a record setting 25 touchdowns. In all, 17 receivers caught a total of 238 passes, which is the fourth most in Blue Raider history.

Under Brock's leadership in 2006, the tight ends were a key ingredient for the Sun Belt Conference's top scoring offense and the league's number two-rated team in passing efficiency. The group came up with 17 receptions on the season and two of the team's nine touchdown receptions. The unit followed that up with 23 receptions and two scores in 2007.

Brock came to Middle Tennessee after serving the previous four years as head coach and athletic director at Jackson County High School in Jefferson, Ga. Brock had the privilege of coaching in the GHSA North/South All-Star game (1995) and the Georgia/Florida High School All-Star game (1997). He also has 14 years of experience as an athletic director on the high school level.

Brock got his start in coaching as a volunteer assistant at Godby High School in Tallahassee in 1981 and then left the following season to join Jim Hughes' staff at Thomasville in 1982.

Brock followed Hughes to Colquitt High School in 1983, where he helped coach the Packers in the 1991 1-AAAA state championship game. During his nine seasons at Colquitt, the Packers made the region playoffs eight times, were region runner-up three times, and received the region's all-sports trophy on three occasions. Brock served as assistant head coach, offensive coordinator, offensive line coach, and strength coordinator during his time at Colquitt.

He earned his first head coaching job in 1992, when he took over the Worth County High School program in Sylvester, Ga. He took a struggling program that went 1-9 his first year to an 8-3 mark and back-to-back playoff appearances in his third and fourth seasons.

In 1996, Brock took over head coaching and athletic director duties at Fitzgerald High School in Fitzgerald, Ga., where he had the challenge of rebuilding a program that had just 40 players his first season.

Before taking over at Jackson County, Brock spent two years as offensive coordinator/strength coach at Westside High School under Robert Davis. Westside, only four years old at the time, made it to the semifinals of the state at the Georgia Dome in 2002 and finished with a no. 4 state ranking.

The Albany, Ga., native received his B.S. degree in health/physical education at Florida State in 1982, his master's degree at Albany State, and his Ed.S. degree from FSU.

As a player, Brock played four years for Coach Bobby Bowden at Florida State as an offensive lineman. He was a member of the 1977 Tangerine Bowl team and the 1980 and 1981 Orange Bowl teams.

Brock is married to the former Missie Milton of Albany, Ga.

### THE BIBEE FILE

#### MIDDLE TENNESSEE

Season at MT: 5th  
Date Hired: February 27, 2008  
Recruiting Area: Mideast Tennessee (Chattanooga), South Central Florida, Northwest Georgia

#### PERSONAL

Birthdate: May 31, 1954  
Hometown: Bristol, TN  
Spouse: the former Lisa Carter  
Children: Ashlee, Allison, Lindsay

#### EDUCATION

High School: Tennessee High School, 1973  
College: Tennessee, B.S. Health Ed., 1977

#### PLAYING EXPERIENCE

Safety at Tennessee, 1973-76

#### COACHING EXPERIENCE

1978: Ole Miss (defensive assistant)  
1979: North Alabama (secondary/rec. coord.)  
1980: Middle Tennessee (DB/recruit. coord.)  
1981-82: Austin Peay (DB/recruit. coord.)  
1984-88: Appalachian State (Asst. HC/DB)  
1989-93: South Carolina (Asst. HC/DB)  
1996: Tennessee Tech (DB/rec. coord.)  
1997: Clemson (outside linebackers)  
1998: Clemson (secondary)  
1999: East Tennessee (co-defensive coord.)  
2000-2004: The Baylor School (head coach)  
2006-07: Chattanooga (secondary)  
2008-: MT (safeties)

#### BOWL EXPERIENCE

1973: Gator Bowl (player)  
1974: Liberty Bowl (player)  
1998: Peach Bowl (coach)  
2009: New Orleans Bowl (coach)  
2011: GoDaddy.com Bowl (coach)

### THE BROCK FILE

#### MIDDLE TENNESSEE

Season at MT: 7th  
Date Hired: January 11, 2006  
Recruiting Area: Southwest Georgia, Southeast Alabama

#### PERSONAL

Birthdate: April 21, 1958  
Hometown: Albany, GA  
Spouse: the former Missie Milton

#### EDUCATION

High School: Albany High School, 1976  
College: Florida State, B.S. Physical Ed., 1982  
Master's of Education, Albany State, 1987  
Education Specialist, Florida State, 1995

#### PLAYING EXPERIENCE

Offensive Lineman at Florida State, 1976-81

#### COACHING EXPERIENCE

1981: Godby High School (offensive line)  
1982: Thomasville HS (offensive line)  
1983-90: Colquitt Co. HS (off. coord./OL)  
1990-91: Colquitt Co. HS (Asst. HC/OC)  
1992-95: Worth Co. HS (head coach)  
1996-99: Fitzgerald HS (head coach)  
2000-01: Westside HS (offensive coord.)  
2002-05: Jackson Co. HS (head coach)  
2006-08: MT (tight ends)  
2009-: MT (inside receivers)  
2012-: MT (running backs)

#### BOWL EXPERIENCE

1977: Tangerine Bowl (player)  
1980: Orange Bowl (player)  
1981: Orange Bowl (player)  
2006: Motor City Bowl (coach)  
2009: New Orleans Bowl (coach)  
2011: GoDaddy.com Bowl (coach)



## JOE CAUTHEN

Defensive Line | 2nd Season  
Stephen F. Austin, 1990

Joe Cauthen is in his second season as a member of Rick Stockstill's staff at Middle Tennessee. Cauthen, who coached linebackers and was the special team's coordinator in 2011, will handle the defensive line in 2012. He also remains as the special team's coordinator.

Cauthen, 48, made his way to Middle Tennessee after spending the previous four seasons at Valdosta State as the Blazers defensive coordinator.

In 2010, Cauthen helped lead Valdosta State to a Gulf South Conference Championship after his defense finished ranked 23rd nationally in total defense and 18th in scoring defense. His unit was led by All-American and National Defensive Player of the Year Larry Dean. Dean, who had 122 tackles, became the first player in school history to earn the player of the year award.

Cauthen molded a solid group in 2009 despite losing seven starters off the 2008 squad and seeing two more suffer season-ending injuries over the course of the first three games. Under his direction, the Blazers still managed to register 68 TFLs, 18 sacks, and force 19 turnovers while giving up just 112.9 yards per game on the ground.

Cauthen's defense was dominant during the 2008 season as it finished 31st nationally in total defense and 24th in scoring defense. The Blazers allowed opponents just 304.6 yards per game during his second season with the school while surrendering just 18.6 points per outing. On the rushing side, the Blazers only allowed 108.3 yards per game to rank 31st in the nation while opponents found throwing the ball even tougher as they were held to a 104.91 efficiency rating, a number that ranked VSU 20th nationally.

In 2007, Cauthen directed a unit that finished 14th in the nation in scoring defense at 17.6 points per game as VSU won its second national title. Cauthen's knowledge of the defensive side of the ball was no more evident than in the 2007 NCAA Championship game, where his scheme held Northwest Missouri State running back Xavier Omon, who had averaged 236 yards a game in three previous playoff contests, to just 63 yards on 27 carries.

Cauthen's aggressive, ball-hawking defensive approach helped VSU lead the nation in passes intercepted with 27 in 2007 while finishing second in turnovers gained with 40.

Cauthen's ability to teach the game of football helped several Blazers earn individual honors during his tenure. He had two players earn three All-America honors, five named All-Region, and 13 make All-Conference. Cauthen's tutelage also helped Sherard Reynolds earn GSC All-Decade Team honors after the 2009 season.

Cauthen joined the Blazers after eight seasons with Texas A&M-Commerce, during which the Lions consistently ranked among the top defenses in the nation. A&M-Commerce led the Lone Star Conference and was ranked 23rd nationally in total defense in 2006 as the Lions compiled a 5-5 mark. Cauthen's defense surrendered just 258.3 yards per game, including 95.3 on the ground and 163.0 through the air. The Lions allowed just 15.1 points per game, 19th-best nationally.

During his seven seasons with the Lions, Cauthen coached six All-Americans, four Lone Star Conference linebackers of the year, three defensive lineman of the year, a defensive back of the year and 34 defensive players that earned All-Lone Star Conference at least once during their career.

Cauthen spent little time in establishing his mark on the Texas A&M-Commerce defense as in just his third year he directed a defense that ranked second in the league in total defense, first against the run, second against the pass and third in scoring defense.

Cauthen joined the Lion staff in 1999 after two seasons at I-AA Stephen F. Austin. He began his tenure with SFA as a restricted earnings coach in 1997 before becoming full-time in 1998. Prior to Stephen F. Austin, Cauthen spent a season as defensive line coach at Trinity Valley Community College in Athens, Texas.

Cauthen earned his Bachelor's in Health and Kinesiology with a minor in Biology from Stephen F. Austin in 1990. He obtained a Master's in Sports Administration from Texas-Tyler in 1997.

Cauthen is married to the former Karen Belson of Houston, Texas. The couple has three children, Brooklyn, Dakota and Jackson.

### THE CAUTHEN FILE

#### MIDDLE TENNESSEE

Season at MT: 2nd  
Date Hired: January 26, 2011  
Recruiting Area: Southeast Georgia, West Alabama, West Tennessee, California JuCo

#### PERSONAL

Birthdate: March 24, 1964  
Hometown: Jacksonville, TX  
Spouse: the former Karen Belson  
Children: Brooklyn, Dakota, Jackson

#### EDUCATION

High School: Jacksonville  
College: Tyler Junior College, A.A.S., 1984, Stephen F. Austin, B.S. in Health and Kinesiology, 1990; Texas-Tyler, Masters in Sports Administration, 1997

#### COACHING EXPERIENCE

1990-95: Sherman High School  
1996: Trinity Valley CC (defensive line)  
1997-98: Stephen F. Austin (defensive line)  
1999-2006: Texas A&M-Commerce (dc)  
2007-2010: Valdosta State (def. coord.)  
2011-: Middle Tennessee (linebackers)  
2012-: Middle Tennessee (defensive line)

#### BOWL EXPERIENCE

1996: NJCAA Playoffs  
2007: NCAA I-AA Championship Game  
2008: NCAA DII Playoffs  
2010: NCAA DII Playoffs



## GLEN ELARBEE

Centers & Guards | 1st Season  
Middle Tennessee, 2002

Glen Elarbee, who played on Middle Tennessee's first FBS team in 1999, begins his first season on Rick Stockstill's staff where he will coach the offensive guards and centers. Elarbee is in his second stint for the Blue Raiders after being the tight ends coach for MT in 2005.

Elarbee, who has won a national championship as part of the LSU staff and served two years on the staff at Oklahoma State, spent the previous two years at West Georgia. At West Georgia, Elarbee was the offensive line coach and offensive coordinator.

Before a brief stint as director of football operations at Toledo in 2010, Elarbee spent the 2008 and 2009 seasons as an offensive graduate assistant at Oklahoma State.

Prior to OSU, Elarbee worked as an offensive graduate assistant for LSU in 2008 and was part of the Tigers' BCS National Championship staff.

In 2006, Elarbee worked as the offensive line coach at East Central Community College in Decatur, MS, and also doubled as the programs recruiting coordinator.

After a brief stint as offensive line coach at Texas A&M-Commerce in Spring 2005, Elarbee returned to the Blue Raiders in a full-time role to oversee the tight ends.

A native of Carrollton, Georgia, Elarbee played in 35 career games at Middle Tennessee, started the last 23 in a row, and earned all-conference honors as a junior and senior. A four-year letterman from 1999 to 2002, Elarbee had the distinction of playing on the first Sun Belt Conference Championship team in 2001.

Noted for being one of the most improved players during his career, Elarbee led the Blue Raiders in snaps played as a senior with 735 while also recording 91 knockdowns.

Elarbee played his prep football at Central High School in Carrollton and was a first team all-state selection and team MVP for Coach Bill Bailey.

After completing his bachelor's degree in Math from Middle Tennessee in 2002, Elarbee joined the Blue Raiders staff as a graduate assistant and worked in that capacity for two years. He completed his master's degree in Sport Management at Middle Tennessee in 2004.

Elarbee is married to the former Holly Coatney.

### THE ELARBEE FILE

#### MIDDLE TENNESSEE

Season at MT: 1st (second stint)  
Date Hired: February 21, 2012  
Recruiting Area: Central Georgia, North Alabama, Central Florida

#### PERSONAL

Birthdate: February 27, 1980  
Hometown: Carrollton, GA  
Spouse: the former Holly Coatney

#### EDUCATION

High School: Central  
College: Middle Tennessee, B.S. Math, 2002; Masters Sport Management, 2004

#### PLAYING EXPERIENCE

Offensive lineman at Middle Tennessee, 1999-2002

#### COACHING EXPERIENCE

2003: Middle Tennessee (GA)  
2004: Middle Tennessee (GA)  
2005: Texas A&M-Commerce (offensive line)  
2005: Middle Tennessee (tight ends)  
2006: East Central Community College (off. line)  
2007: LSU (GA)  
2008: Oklahoma State (GA)  
2009: Oklahoma State (GA)  
2010: West Georgia (offensive line)  
2011: West Georgia (offensive coord./off. line)  
2012: Middle Tennessee (guards/centers)

#### BOWL EXPERIENCE

2008: BCS National Championship Game (Coach)  
2008: Holiday Bowl (Coach)  
2010: Cotton Bowl (Coach)



**STEVE ELLIS**

Co-Defensive Coordinator/Corners | 4th Season  
Nicholls State, 2003



**BUSTER FAULKNER**

Offensive Coordinator/Quarterbacks | 2nd Season  
Valdosta State, 2005

Steve Ellis, who spent his first two years as cornerbacks coach and special teams coordinator for the Blue Raiders, was elevated to defensive coordinator in January 2011. Ellis, who will have the title of co-defensive coordinator in 2012, will also remain as the cornerbacks coach for the defense.

In 2010, Ellis produced a First Team All-Conference selection in Rod Issac and helped the defense lead the league in pass defense for a second consecutive season. Starters Issac and Arness Ikner accounted for four interceptions and 10 pass breakups, and Issac scored twice. Issac was also taken in the fifth round of the 2011 NFL Draft by the Jacksonville Jaguars.

Ellis' special teams were solid once again (with six blocked kicks) and produced First Team All-Conference picks in placekicker Alan Gendreau and punter Josh Davis.

In 2009, Ellis' cornerbacks had 152 tackles, nine interceptions, 12 tackles for loss, 2.5 sacks, and 21 pass breakups on their way to leading the Sun Belt Conference in pass defense and interceptions. Seniors Marcus Udell and Alex Suber were tabbed First Team All-Conference as Udell led the league with seven interceptions and Suber had 12 pass breakups while ranking 28th nationally in passes defended.

His special teams blocked eight kicks, hit 18 of 22 field goal attempts, had 1,119 yards in kick returns, downed 22 punts inside the 20-yard line, and had seven punts of 50 yards or more. Sophomore placekicker Alan Gendreau earned First Team All-Conference honors.

Ellis made his way to Murfreesboro after serving the previous six seasons at Nicholls State, where he was the defensive coordinator his final three years. Ellis, who also served as the team's pro liaison and supervised academic progress, was the team's safeties coach in 2003 before taking over the linebackers in 2004 and 2005.

The Stringer, Miss., native became one of the youngest defensive coordinators in the country when he was named to the position prior to spring drills in 2006. He guided the Colonels to conference best marks in scoring defense and pass defense, and Nicholls finished the 2006 season ranked 19th nationally in total defense.

In 2007, Ellis' unit led the Southland Conference in total defense, pass defense, and interceptions and was second in scoring defense. Overall, NSU ranked 33rd nationally in total defense.

In six seasons at Nicholls State, Ellis' players won seven First Team All-Conference honors, four National Player of the Week awards, three All-American honors, and two conference Newcomer of the Year awards and garnered a defensive player of the year accolade.

During the summer of 2008, Ellis participated in the NFL Coaches Fellowship Program with the Pittsburgh Steelers under Head Coach Mike Tomlin. Ellis worked with the defensive backs under the guidance of legendary defensive coordinator Dick Lebeau. He participated in the same program with the Buffalo Bills in 2010.

He started for three seasons for the Colonels as a defensive back before sitting out his senior season after suffering a knee injury during the fourth game of the 2002 campaign against Southern University. While with the Colonels, Ellis was named to the All-Southland Conference team all three seasons he played and registered over 200 career tackles and five interceptions for the Colonels. Ellis, the team captain in 2001, was second in the Southland Conference with 104 tackles during the 2000 season.

The 32-year old was a four-year letterman as a quarterback and defensive back at Stringer High School before continuing his playing days at Nicholls State. Ellis earned his bachelor's degree in secondary education from Nicholls State in 2003.

**THE ELLIS FILE**

**MIDDLE TENNESSEE**

Season at MT: 4th  
Date Hired: February 9, 2009  
Recruiting Area: Central Georgia, West Coast Florida (Tampa area)

**PERSONAL**

Birthdate: January 25, 1980  
Hometown: Stringer, MS

**EDUCATION**

High School: Stringer, 1998  
College: Nicholls State, B.S. Education, 2003

**PLAYING EXPERIENCE**

Cornerback at Nicholls State (1998-2002)

**COACHING EXPERIENCE**

2003: Nicholls State (Safeties)  
2004-05: Nicholls State (Linebackers)  
2006-08: Nicholls State (Defensive Coord.)  
2009-2010: MT (Cornerbacks)  
2011: MT (Defensive Coord./CBs)  
2012-Present: MT (Co-Defensive Coord./CBs)

**BOWL EXPERIENCE**

2009: New Orleans Bowl (coach)  
2011: GoDaddy.com Bowl (coach)

Buster Faulkner begins his second season on Rick Stockstill's staff and first as the programs offensive coordinator after being elevated to the post in February 2012. Faulkner will also serve as quarterbacks coach for the second straight season.

In his first season at Middle Tennessee, Faulkner took over the play-calling duties the final seven games of the year following the resignation of Willie Simmons. Faulkner's unit went on to record the fifth most yards of total offense, complete a record 299 passes, while becoming just the second offense in school history to amass over 3,000 passing yards.

Faulkner came to Murfreesboro after serving the 2010 season as offensive coordinator and quarterbacks coach at Murray State.

In his lone season at MSU, Faulkner's offense broke 27 school records and finished first in the FCS in total plays, pass completions, and completion percentage. The Racer offense racked up nearly 5,000 yards and produced the first 500-yard passer, 200-yard rusher, and 200-yard receiver in the same game in FCS history. The Racers ranked fifth in total offense nationally in 2010 and the year prior to Faulkner's arrival MSU had a ranking of 115.

In 2010, the Racers offense ranked first in the OVC and fifth nationally with 36.09 points per game, while also leading the league in passing offense and ranking fourth nationally with 313.5 yards per contest. The MSU quarterbacks led the country in completions and percentage.

Under Faulkner's guidance, quarterback Casey Brockman had just six starts in 2010 but earned second team all-conference honors and was twice picked as the National Player of the Week. Brockman also garnered three OVC Player of the Week awards en route to finishing first in the league and eighth nationally in passing yards per game.

Prior to joining the Racers staff, Faulkner spent the 2009 season as the quarterbacks coach at Central Arkansas. UCA's offense averaged 26.2 points a game and 215.8 yards a game through the air and was ranked in the Top 25 nationally in every offensive statistic.

Faulkner's coaching career began at Valdosta State, where he served as a student assistant helping with the quarterbacks in 2005.

After one season with the Blazers, he served as an offensive graduate assistant at Georgia, working with the offensive line and quarterbacks.

Faulkner returned to Valdosta State in 2007 and served as the quarterbacks coach for two seasons.

In his first season, the Blazers went 13-1 and captured the Division II National Championship.

Faulkner took over as the offensive coordinator for the Blazers in 2008. VSU averaged 380.8 yards a game in advancing to the quarterfinals as quarterback Chris Hart earned Freshman of the Year honors.

As a player, Faulkner starred as a quarterback for Valdosta State from 2000 to 2003. In three years with the Blazers, he passed for 7,100 yards and 64 scores while registering a 47-6 record.

As a sophomore, Faulkner earned first-team all-Gulf South Conference honors and honorable mention All-American accolades after going 327-for-503 for 3,941 yards and 44 touchdowns in leading the Blazers to a 14-1 record and a spot in the National Championship game.

He played his senior season at Texas A&M-Commerce, where he passed for 2,861 and 16 touchdowns, while setting 10 school records.

During his prep career, Faulkner started at quarterback as a sophomore and led Parkview to the 1997 Georgia state championship.

A native of Lilburn, Ga., Faulkner earned his bachelor's degree in history from Valdosta State in 2005.

Faulkner, and his wife, Tia, have one son, Harrison, and one daughter, Hadley.

**THE FAULKNER FILE**

**MIDDLE TENNESSEE**

Season at MT: 2nd  
Date Hired: January 26, 2011  
Recruiting Area: Northeast Georgia, Middle Tennessee, Southwest Florida

**PERSONAL**

Birthdate: September 19, 1981  
Hometown: Lilburn, GA  
Spouse: wife Tia  
Children: Harrison, Hadley

**EDUCATION**

High School: Parkview, 1999  
College: Valdosta State, Bachelor of Arts and History, 2005

**PLAYING EXPERIENCE**

Quarterback at Valdosta State (2000-2003)  
Quarterback at Texas A&M-Commerce (2004)

**COACHING EXPERIENCE**

2005: Valdosta State (Student Assistant)  
2006: Georgia (GA)  
2007: Valdosta State (Quarterbacks)  
2008: Valdosta State (Off. Coord./QBs)  
2009: Central Arkansas (Quarterbacks)  
2010: Murray State (Off. Coordinator/QBs)  
2011: MT (Quarterbacks)  
2012-Present: MT (Offensive Coordinator/QBs)

**BOWL EXPERIENCE**

2006: Chik-Fil-A Bowl (coach)  
2007: Division II National Championship (coach)



## MATT MOORE

Tackles & Tight Ends | 1st Season  
Valdosta State, 1995



## TYRONE NIX

Co-Defensive Coordinator/Linebackers | 1st Season  
Southern Miss, 1995

Matt Moore is in his first season at Middle Tennessee as a member of Rick Stockstill's staff. Moore will coach the offensive tackles and tight ends while also holding the title of running game coordinator.

A veteran at the high school and collegiate coaching ranks, Moore joins the Blue Raider staff after serving the previous five seasons as offensive line coach at Texas Tech. Moore brings a wealth of experience in the spread offense philosophy as he has coached it his entire career.

Moore's offensive line at Texas Tech in 2011 helped the Red Raiders to rank 7th nationally in passing (345.4), 13th in total offense (470.6), and 22nd in scoring (33.8).

In 2010, Moore's relatively inexperienced unit allowed TTU to throw for 4,146 yards to rank 7th nationally and 15th in total offense while making a big improvement in the running game. The results ended in a TicketCity Bowl win over Northwestern.

In 2009, Moore faced his most difficult coaching task since joining the Red Raiders as he was forced to replace three starters on the line from 2008, including two All-Americans. His unit showed continuing improvement over the course of the season which culminated in an Alamo Bowl victory over Michigan State.

A better season couldn't have been scripted for Moore's offensive line in 2008 as three players earned All-America status, including Rylan Reed and Brandon Carter, who were named to the Walter Camp and AFCA first teams. Carter also was named to The Sporting News first team, while Louis Vasquez picked up AP third-team honors. Each also earned various all-conference awards.

The offensive line proved to be the catalyst of the 2008 offensive unit, allowing a single sack per every 54 pass attempts, a number that led the nation. Additionally, the group paved the way for 28 rushing touchdowns, the second-most in school history.

The Red Raiders picked up another NCAA passing title that season as Graham Harrell led an offense that accumulated 413.2 yards per game through the air. Harrell went on to win the Uni-tas Award and was fourth in Heisman voting at season's end.

Moore's unit turned in a successful season in 2007, allowing a slim 18 sacks in 763 pass attempts. That ratio led the country.

Behind the protection of the offensive line, Texas Tech won its fifth NCAA passing title in the Mike Leach era in 2007. The Red Raiders averaged 470.3 yards per game through the air, and Graham Harrell led the nation in passing and won the Sammy Baugh Award as the country's top quarterback.

Moore came to Tech with one year of collegiate coaching experience at Troy, where he helped lead the Trojans to an 8-5 season in 2006, including a New Orleans Bowl Championship over Rice.

Moore's stint on the collegiate level was preceded by successful runs as a coach at the high school level in Georgia and Alabama. During six seasons as offensive coordinator and offensive line coach at Hoover (Ala.) High School, Moore helped lead the Buccaneers to three consecutive Class 6A titles and a 77-7 record.

He began his coaching career at Pickens (Ga.) High School in 1996 and continued at Hoover High School after two seasons. Moore served as head coach at North Gwinnett (Ga.) High School, before joining the staff at Troy.

A native of Canton, Ga., Moore played at Valdosta (Ga.) State, where Leach was the offensive coordinator. He started 34 games during the 1991-94 seasons at left guard and was a first-team All-Gulf South Conference selection as a senior.

Moore received his bachelor's degree from VSU in health and physical education. He and his wife, Kelly, have three daughters - Tanner, Reece and Sutton.

Tyrone Nix, one of the most respected coaches in the country, begins his first season at Middle Tennessee. Nix will serve as co-defensive coordinator and linebackers coach on Rick Stockstill's staff.

Nix, who coached on the same staff as Stockstill at South Carolina in 2005, makes his way to Murfreesboro after four years at Ole Miss.

In four seasons under Nix, the Ole Miss defense was among the nation's best in tackles for loss and sacks. The unit tied for the nation's lead in TFLs in 2008 and topped the SEC again in 2009, and in the sacks category, it finished No. 1 in the SEC in 2008 and No. 2 in 2009.

Nix was promoted to Assistant Head Coach in January 2010.

In 2009, Nix's squad rose to No. 3 in the conference and No. 11 in the nation in pass efficiency defense and No. 15 in the nation in both scoring defense and pass defense.

Nix's first season with the Rebels provided one of the toughest run-stopping defenses in school history. Ole Miss allowed just 85.5 ypg on the ground, which ranked second in the SEC and fourth in the nation. That season produced a pair of All-Americans in first team tackle Peria Jerry and third team end Greg Hardy.

In 2009, defensive tackle Jerrell Powe and safety Kendrick Lewis earned second team All-SEC honors, linebacker Patrick Trahan was a fourth team selection and linebacker D.T. Shackelford was named to the SEC All-Freshman team. Powe earned second team All-SEC distinction again in 2010 along with linebacker Jonathan Cornell, while linebacker Serderius Bryant was on the SEC All-Freshman team in 2011.

Nix's Ole Miss defense produced four NFL Draft choices, including first-round pick Jerry of the Falcons in 2009. Safety Jamarca Sanford was also chosen in 2009 by the Vikings, while both Lewis and Hardy were drafted in 2010 by the Chiefs and Panthers, respectively.

In 2007, he coached inside linebackers in addition to managing a Gamecock unit that topped the SEC and ranked fifth nationally in pass defense.

The USC defense in 2006 was sixth in the SEC and 29th in the country in scoring defense, surrendering 18.7 points per game, 4.5 fewer than in 2005 despite returning just one starter.

In his first year at USC, Nix served as co-defensive coordinator and tutored the defensive line.

During his 10 years on the Southern Miss staff, Nix coached every position on defense and served as defensive coordinator and inside linebackers coach the last four seasons.

In 2003, Southern Miss ranked No. 5 in the nation in pass defense, No. 13 in pass efficiency defense, No. 14 in scoring defense and No. 23 in total defense. Nix's coaching efforts were recognized as he was a finalist for the Broyles Award.

In his 10-year period at Southern Miss, he mentored 12 all-conference selections, four Defensive Players of the Year and six All-America selections. USM also won four C-USA championships and earned seven postseason bowl berths.

As a player, Nix was a standout linebacker for the Golden Eagles from 1990-93 and was selected as team captain in 1993.

A native of Attalla, Ala., Nix received his bachelor's degree in management from Southern Miss in 1995. He is married to the former Toya Phelps of Vicksburg, Miss., who holds both bachelors and master's degrees from Southern Miss. The couple has one son, Tyvari, and one daughter, Tiah.

### THE MOORE FILE

#### MIDDLE TENNESSEE

Season at MT: 1st  
Date Hired: February 21, 2012  
Recruiting Area: Middle Georgia, South Florida, Midwest Tennessee

#### PERSONAL

Birthdate: October 18, 1972  
Hometown: Canton, GA  
Spouse: the former Kelly Sears  
Children: Tanner, Reece, Sutton

#### EDUCATION

High School: Cherokee  
College: Valdosta State, B.S. Health and Physical Education, 1995

#### PLAYING EXPERIENCE

Offensive lineman at Valdosta State, 1991-94

#### COACHING EXPERIENCE

2006: Troy (offensive line)  
2007: Texas Tech (offensive line)  
2008: Texas Tech (offensive line)  
2009: Texas Tech (offensive line)  
2010: Texas Tech (offensive line)  
2011: Texas Tech (offensive line)  
2012: Middle Tennessee (offensive tackles/tight ends/running game coordinator)

#### BOWL EXPERIENCE

2006: New Orleans Bowl (Coach)  
2007: Konica-Minolta Gator Bowl (Coach)  
2008: AT&T Cotton Bowl (Coach)  
2009: Valero Alamo Bowl (Coach)  
2010: TicketCity Bowl (Coach)

### THE NIX FILE

#### MIDDLE TENNESSEE

Season at MT: 1st  
Date Hired: February 21, 2012

#### PERSONAL

Birthdate: September 30, 1972  
Hometown: Attalla, AL  
Spouse: the former Toya Phelps  
Children: Tyvari and Tiah

#### EDUCATION

High School: Etowah  
College: Southern Miss, B.S. Management, 1995

#### PLAYING EXPERIENCE


Linebacker at Southern Miss, 1990-93

#### COACHING EXPERIENCE

1995: Southern Miss (defensive tackles)  
1996: Southern Miss (outside linebackers)  
1997: Southern Miss (outside linebackers)  
1998: Southern Miss (outside linebackers)  
1999: Southern Miss (outside linebackers)  
2000: Southern Miss (defensive backs)  
2001-05: Southern Miss (defensive coord./lb)  
2005: South Carolina (co-defensive coord./dl)  
2006: South Carolina (co-defensive coord./lb)  
2007: South Carolina (co-defensive coord./lb)  
2008-11: Ole Miss (defensive coord./lb)  
2012-: MT (co-defensive coord./lb)

#### BOWL EXPERIENCE

1990: All-American Bowl (Player)  
1997: Liberty Bowl (Coach)  
1998: Humanitarian Bowl (Coach)  
1999: Liberty Bowl (Coach)  
2000: GMAC Bowl (Coach)  
2002: Houston Bowl (Coach)  
2003: Liberty Bowl (Coach)  
2004: New Orleans Bowl (Coach)  
2005: Independence Bowl (Coach)  
2006: Liberty Bowl (Coach)  
2009: Cotton Bowl (Coach)  
2010: Cotton Bowl (Coach)



**JUSTIN WATTS**

Wide Receivers/Recruiting Coord. | 7th Season  
Clemson, 2000

A former player under head coach Rick Stockstill, Justin Watts is coaching his seventh season at Middle Tennessee as the program's wide receivers coach and recruiting coordinator. Watts came to Murfreesboro after spending three years at Chattanooga.

In 2011, Watts had four receivers with 30 or more catches including a career year by Tavaras Jefferson (team-best 51 catches). He has guided Malcolm Beyah and Sancho McDonald who ended their careers ranked in the top ten all-time at MT in receptions and receiving yards.

Watts' 2010 group was young but balanced as 15 different players caught passes with nine having at least 15 receptions. Four of his top five pass catchers were underclassmen.

Taking advantage of the Blue Raiders fast-paced, wide open offense in 2009, Watts had nine different receivers catch at least 11 passes and 17 who caught at least one. The passing game was good for a school record 3,064 yards to go along with a record 25 touchdowns.

In 2008, Watts' pass catchers had a breakout year as six players set personal highs in receptions while two topped the 50-catch mark for the first time since 2004. Newcomer Eldred King and Patrick Honeycutt both turned in an 11-catch game while freshman Malcolm Beyah turned in a number of highlight-reel receptions, including one that made ESPN's Plays of the Year. Beyah, in front of a nationally televised audience on ESPN2, pulled down a Hail Mary on the game's final play to give the Blue Raiders a 14-13 win over Florida Atlantic.

Watts inherited the youngest group of receivers in the I-A era in 2006, and for the first time since Middle Tennessee joined the Sun Belt Conference the pass-catching corps did not include an all-SBC player. Although Watts had his work cut out for him, the young coach proved his ability to develop talent by producing six receivers who turned in career years.

Perhaps the best indicator of Watts' ability to harness talent and develop players was the emergence of heralded freshman Desmond Gee during the 2006 season. One of the top impact players in the Sun Belt Conference, Gee led the Blue Raiders with a 16.0 per catch average and three touchdowns, including a 73-yarder against South Carolina.

In 2005, Watts helped lead Chattanooga to its first winning season since 1997 by coaching the Southern Conference's leading receiver. Watts tutored Emanuel Hassell to first team All-Southern Conference honors after he paced the league with 52 receptions.

In his first two seasons at UTC, Watts coached All-American and All-Southern Conference receiver Alonzo Nix. Nix set the school and Southern Conference single-season receptions record in 2003 with 90 catches and the single-game record of 18 receptions. He signed a free agent contract with the NFL's Tennessee Titans in 2005.

Prior to joining the staff at UTC, Watts served two years as a graduate assistant at Clemson.

Watts, a former receiver at Clemson, has the rare distinction (one of only two players) of winning five football letters at the South Carolina school. He began his career in 1996, and saw action in three games as a sophomore before suffering a season-ending injury against Florida State.

He finished his career with 51 catches for 561 yards. He was a member of the 1999 Peach Bowl team that played Mississippi State and the 2000 Gator Bowl squad that faced Virginia Tech.

The Florence, S.C., native was honored as one of Clemson's scholar-athletes at the 1999 Peach Bowl Awards Luncheon.

An outstanding quarterback at South Florence High School, he was ranked as the 17th best quarterback in the nation by SuperPrep and the sixth-ranked player in the state. Watts completed 132 of 238 passes for 1,746 yards his senior season.

Watts was born Oct. 1, 1977, in Florence, S.C. He earned a degree in sports management from Clemson in 2000.

Watts is married to the former Lauren Remillard of Southington, CT, and they have a son, Chase.

**THE WATTS FILE**

**MIDDLE TENNESSEE**

Season at MT: 6th  
Date Hired: January 17, 2006  
Recruiting Area: Northeast Florida, Central Alabama, South Florida, East Tennessee

**PERSONAL**

Birthdate: October 1, 1977  
Hometown: Florence, SC  
Spouse: the former Lauren Remillard  
Children: son Chase

**EDUCATION**

High School: South Florence  
College: Clemson, B.S. Sports Mgmt., 2000

**PLAYING EXPERIENCE**

Wide Receiver at Clemson (1996-2000)

**COACHING EXPERIENCE**

2001-02: Clemson (graduate assistant)  
2003-05: Chattanooga (wide receivers)  
2006-: MT (wide receivers)

**BOWL EXPERIENCE**

1996: Peach Bowl (player)  
1998: Peach Bowl (player)  
1999: Peach Bowl (player)  
2001: Gator Bowl (player)  
2001: Humanitarian Bowl (coach)  
2002: Tangerine Bowl (coach)  
2006: Motor City Bowl (coach)  
2009: New Orleans Bowl (coach)  
2011: GoDaddy.com Bowl (coach)



**SLOAN ALLISON**

Graduate Assistant | 1st Season  
Chattanooga, 2011

Sloan Allison is in his first season as an offensive graduate assistant for Rick Stockstill's staff. Allison, the son of former Tennessee-Chattanooga head coach Rodney Allison, joins the Blue Raider program after spending the previous five years as a student-athlete for the Moccasins.

Allison, a four-year letterwinner at Chattanooga, saw time as a quarterback, full back, tight end, and receiver. He played in 44 consecutive games and finished his career with 36 receptions for 410 yards and five touchdowns. Allison hauled in 24 catches his senior year.

A native of Chattanooga, Allison lettered in football, basketball, and golf at Boyd Buchanan High School.

He earned his bachelor's degree in criminal justice from Chattanooga in 2011 and is seeking a graduate degree in sports management from Middle Tennessee.



**ADAM HERRING**

Graduate Assistant | 1st Season  
Auburn, 2011

Adam Herring, a former linebacker at Auburn, begins his first season at Middle Tennessee as a graduate assistant on defense.

Herring, a product of Springdale, Ark., played for the Tigers from 2007 to 2009 and was a member of the 2007 Chick-Fil-A Peach Bowl Champions and the 2009 Outback Bowl Champions. A two-year letterman, Herring played in 19 games and earned seven starts from 2008 to 2009 before a career ending ankle injury cut his playing time short.

Herring is the son of Houston Texans linebackers coach Reggie Herring, who played with Rick Stockstill at Florida State in the late 70s and early 80s.

Herring earned his Bachelor of Science degree in business administration from Auburn in 2011. He is working toward a master's degree in sports management at Middle Tennessee.



**DWIGHT SMITH**

Graduate Assistant | 1st Season  
Middle Tennessee, 2010

Dwight Smith, a four-year letterman at Middle Tennessee under Rick Stockstill, is in his first season as a graduate assistant. Smith will assist with the defense.

The Swainsboro, Ga., native played defensive tackle for the Blue Raiders from 2007 to 2010 and was voted a permanent team captain his senior year. Smith played in 48 career games, starting 35, and finished with 111 tackles and 20 TFLs. Smith also started on Middle Tennessee's 2009 New Orleans Bowl team and the 2011 GoDaddy.com Bowl squad.

Smith, an honorable mention All-SBC player in 2010, served as a student assistant on the 2011 Blue Raider coaching staff.

Smith earned his degree in physical education from Middle Tennessee in 2010.



## TURNER WEST

Graduate Assistant | 1st Season  
Memphis, 2011

Turner West, a former wide receiver at the University of Memphis, is in his first season as a graduate assistant on Rick Stockstill's staff. West will work with the offense.

The son of former Memphis and Clemson head coach Tommy West, Turner makes his way to Middle Tennessee after spending the 2012 spring campaign at Samford working with the quarterbacks. In 2011, West served as an intern at UAB helping with the receivers.

During the 2010 season, West coached at Briarcrest Christian in Memphis where he played his prep football.

West played at Memphis from 2006 to 2009 for his father and was a part of two bowl teams while seeing action in 17 career games. He earned his bachelor's degree from Memphis in 2011.



## CHRIS MATUSEK

Director of Football Operations | 10th Season  
Middle Tennessee, 2002

Chris Matussek, a four-year letterman in football at Middle Tennessee, is in his 10th year as a full-time employee with the program. Matussek spent the first two years as the program's equipment manager before being elevated to administrative assistant in June 2005, a post he held for two years.

In 2007, Rick Stockstill named Matussek the director of football relations before moving him to his current role as director of football operations in April 2008.

Matussek oversees the daily internal operational functions of the football program while working closely with Coach Rick Stockstill. He is instrumental in team travel, recruiting week-ends, the annual team banquet, the lettermen's golf event, the walk-on program, and the "Recruiting Roundup" event held each February. Matussek also serves as the team's liaison for pro scouts, on-campus housing, on-campus dining, academics during summer school, and oversees all football facilities.

Prior to his duties as director of football operations, Matussek oversaw the equipment operation and the team's practice facility while assisting with the football program's day-to-day operations. Some of those duties included ordering equipment and apparel for players and staff and overseeing the operation of Middle Tennessee's student equipment managers. He also assisted with team travel and various day-to-day responsibilities.

Matussek also acts as the program's former player contact, a responsibility Stockstill says carries great significance because of the importance of developing and maintaining relationships with former players and making sure they are informed of upcoming football-related events and feel welcomed back to campus.

One aspect of Matussek's personality that has earned him respect among coaches and players is the consistency in which he achieves multiple tasks. That trait was evident during his Blue Raider playing career.

A native of Shelbyville, Tennessee, Matussek played and started all 43 games as a deep snapper from 1998 to 2001. Matussek was a member of the 2001 team that went 8-3, won a share of the Sun Belt Conference Championship, and became the first team to ever win a game against a team from the SEC. He also carries the distinction of being on the last I-AA team at MTSU and on the first I-A team.

In 2001, Matussek served as captain for three games during the season.

Matussek, who went his entire career without a bad snap, was originally a walk-on before being earning a scholarship for his final two years as a Blue Raider.

At Shelbyville, Matussek played quarterback for the Eagle football team. He earned four letters and tossed 10 touchdown passes as a senior. Matussek also lettered four years in baseball.

Matussek, who earned his degree from Middle Tennessee in industrial technology in 2002, is married to the former Katie Mellen of Green Bay, Wisconsin. The couple welcomed their first child, William Anthony, in April 2012.



## JASON SPRAY

Head Strength Coach | 8th Season  
Middle Tennessee, 2002

Jason Spray has climbed the ladder of success rapidly since his collegiate playing career at Middle Tennessee, and he continues to exemplify the tremendous work ethic that made him a decorated gridiron standout for the Blue Raiders. Spray was elevated to head football strength coach in January 2012.

"I have been around Jason for six years and I know how hard he works and the knowledge he possesses about the profession," said Head Coach Rick Stockstill. "He is very impressive, not only because of his work ethic, but for the ability to develop our players in all areas of strength and conditioning to speed and quickness to the proper nutritional habits. He has the energy, enthusiasm, and passion I was looking for in the position."

Spray, who was voted the NCSA Assistant Strength Coach of the Year in 2011, is in his eighth season working in the Blue Raider strength and conditioning program. For seven years, Spray served as the head men's basketball strength and conditioning coach and was the primary assistant in football.

Spray is a member of the National Strength and Conditioning Association (NSCA) and the Collegiate Strength and Conditioning Coaches Association. He is also certified as a strength and conditioning specialist by the NSCA and the CSCCA, and is certified by the National Association of Speed and Explosion. Spray is also certified by USA Weightlifting as a club performance coach and is certified as a sports nutritionist through the International Fitness Professional Association.

The Murfreesboro native also works with various professional athletes during the offseason. Spray's specialty is in plyometrics, which focuses on movements, explosion and flexibility rather than just muscle mass. The professional players like the emphasis.

Spray, who is also an expert contributor for Stack Magazine and Premier Players Magazine, is a graduate of Middle Tennessee where he was a three-year starter for the Blue Raider football team. He was named the 2000 Lifter of the Year, as voted on by his teammates.

Spray played on the first Division I-A football team at Middle Tennessee in 1999 and was the starting fullback in 2001, when the Blue Raiders posted an 8-3 record and tied for the Sun Belt Conference championship — also a first in the Division I-A era. The durable and hard-working Spray played in 32 career games at MTSU. He was named co-captain of the 2001 Sun Belt Championship team.

Spray earned his bachelor of science in May 2002 and his master of science in 2005. Spray is married to the former Karisse Baker and the couple has a son Jason Jr.



## ROBBIE STEWART

Head Football Trainer | 5th Season  
Clemson, 1998

Robbie Stewart is in his fifth year as the head athletic trainer for football at Middle Tennessee. Stewart made his way to Murfreesboro following seven years at Clemson University.

Stewart was presented the Eugene Smith/Mickey O'Brien College Athletic Trainer of the Year Award during the 20th annual Tennessee Athletic Trainers' Society Conference in 2012. Stewart was nominated for his role in identifying the splenic rupture of Blue Raider senior wide receiver Shane Blissard during a spring football scrimmage in March 2011. In addition to identifying the injury, Stewart assisted in promptly getting Blissard to the hospital where doctors performed emergency surgery to take out the injured spleen. Stewart's awareness and quick thinking led Blissard to a full recovery as he competed in all 12 Blue Raider games in 2012.

Stewart, a native of Seneca, S.C., joined the Clemson athletic program in 2001. There he assisted with football and was the primary athletic trainer for men's golf. Along with assisting the director with the daily operation of the sports medicine area, Stewart oversaw all graduate assistants and handled the recruitment and supervision of the student athletic trainers. For two years at Clemson, Stewart also taught kinesiology to undergraduate students with a variety of majors.

Prior to his arrival at Clemson, Stewart served as the head athletic trainer at Gaffney High

School in Gaffney, S.C., for one year. During his brief tenure at GHS, Stewart was responsible for the prevention, evaluation, treatment, and rehabilitation programs of all interscholastic sports. Along with managing the training room, Stewart recruited, educated, and supervised all student athletic trainers.

Before taking the job at GHS, Stewart was an intern athletic trainer during the Tampa Bay Buccaneers mini-camp in 2001.

Stewart, who earned his master's degree from Middle Tennessee in 2000, worked as a graduate assistant in the Blue Raider sports medicine program for two years (1998 to 2000). At Middle Tennessee, Stewart worked with the women's basketball and women's soccer programs.

A Titleist Performance Institute Certified Golf fitness instructor, Stewart also works with the Middle Tennessee men's and women's golf teams.

Certified by the National Athletic Trainers Association, Stewart earned his bachelor's degree in secondary education from Clemson in 1998. Stewart is also certified by the American Red Cross.

Stewart is married to the former Lindsay Henderson of Covington, La., and they have two sons, Griffin and Dalton.

football program for five years beginning in 2003. He later graduated from Middle Tennessee with a degree in physical education in 2008.

Bartlett attended Blackman High School in Murfreesboro where he played football and basketball. One of his basketball teammates was Tampa Bay Ray's standout pitcher David Price, and the son of his quarterback coach at Blackman was a student video assistant who was a senior at Middle Tennessee when Bartlett was a senior at Blackman.

He is married to the former Emily Colbert, who also graduated from Blackman and Middle Tennessee. They have no children, but have two dogs. Erik's parents are Ken Bartlett, a former Nashville Banner sportswriter, and Debbie Bartlett, secretary to Blue Raider basketball coach Kermit Davis.



## KORTNE GOSHA

Equipment Manager | 1st Season  
Jacksonville State, 2011

Kortne Gosha is in his first season as the head equipment manager for the Middle Tennessee football program.

Gosha makes his way to Murfreesboro from Jacksonville State University where he worked three years as an equipment manager. He served as the Gamecocks student manager from 2007 until July 2011 before being hired full-time in August 2011 as the coordinator of operations and facilities.

In his full-time role at JSU, Gosha was the head equipment manager, planned team travel, drafted athletic department apparel contracts, served as camp director for summer camps, and coordinated use of athletic facilities, student staff, and events.

During his time as a student at JSU, Gosha interned with the San Francisco 49ers in summer 2008 while also picking up an internship at the University of Alabama in 2007.

Gosha, who was an operations manager for the Sarrell Dental Center prior to joining the Blue Raiders, is a member of the Athletic Equipment Managers Association, the American Federation of Coaches Association, and the Fellowship of Christian Athletes.

Gosha earned his degree in political science from Jacksonville State in 2011 while also minor-ing in criminal justice.



## ERIK BARTLETT

Video Coordinator | 2nd Season  
Middle Tennessee, 2008

Erik Bartlett, a graduate of Middle Tennessee, is in his second year as coordinator of video operations for the Blue Raider football program. Bartlett became just the third full-time coordinator at Middle Tennessee when he was hired in July 2011.

Bartlett is in charge of weekly motivational highlight tapes for the football program, and assists in scoreboard productions for basketball and special events held in the Murphy Center. His other duties with the football program consist of setting up meeting rooms at the hotel during home and away games, making highlight tapes for NFL draft prospects, and handling all video for the coaches' meetings on a daily basis.

His team also makes sure that all practices are filmed and broken down by offense, defense, and kicking game, for the coaches to look at after practice.

Bartlett, who heads up six student assistants, made his way back to Middle Tennessee after three years at nearby Blackman Middle School. At BMS he served as the in-school suspension teacher but when the full-time video job opened at MT, Bartlett jumped at the opportunity.

Prior to working at BMS, Bartlett worked as a video student assistant for the Blue Raider



# 2011 REVIEW

**HONORS**

- CRAIG ALLEN:** Named Third Team Midseason All-SBC by Phil Steele
- SHUBERT BASTIEN:** Named to the SBC Writers All-Freshman team
- MALCOLM BEYAH:** Named Third Team Midseason All-SBC by Phil Steele, Voted Third Team All-SBC by College Sports Madness
- COLIN BOSS:** Named First Team All-SBC by the leagues coaches and media, Voted First Team All-SBC by College Sports Madness, Named to the Rimington Watch List, Named Third Team Midseason All-SBC by Phil Steele, Named Second Team Postseason All-SBC by Phil Steele
- BENNY CUNNINGHAM:** Named Third Team Midseason All-SBC by Phil Steele
- DARIN DAVIS:** Named Third Team Postseason All-SBC by Phil Steele
- JIAJUAN FENNELL:** Named to the SBC Writers All-Freshman team
- LEIGHTON GASQUE:** Named to the SBC Writers All-Freshman team
- ALAN GENDREAU:** Named Preseason All-SBC, Named a finalist for the Lowe's Senior CLASS Award
- LOGAN KILGORE:** Named Honorable Mention National Quarterback Performer of the Week by the College Football Performance Awards on Sept. 26, Named Third Team Midseason All-SBC by Phil Steele, Named to the 2011 Capital One Academic All-District III Football Team
- BRANDON MCLEROY:** Named Second Team All-SBC by the leagues coaches and media, Named First Team Midseason All-SBC by Phil Steele, Voted Third Team All-SBC by College Sports Madness, Named Third Team Postseason All-SBC by Phil Steele
- OMAR MCLENDON:** Named Honorable Mention All-SBC, Voted Second Team All-SBC by College Sports Madness, Named Third Team Postseason All-SBC by Phil Steele
- ERIC RUSSELL:** Named Honorable Mention All-SBC, Named SBC Defensive Player of the Week on Sept. 5 and Oct. 24, Named First Team Midseason All-SBC by Phil Steele, Named Second Team Postseason All-SBC by Phil Steele
- REGGIE WHATLEY:** Named to the SBC Writers All-Freshman team
- MIKE WILLIAMS:** Named Second Team Midseason All-SBC by Phil Steele, Voted Third Team All-SBC by College Sports Madness



**NOTING THE BLUE RAIDERS**

- 2011 Permanent Team Captains: Colin Boss, Marquise Branton, Derrick Crumpton, and Arness Ikner.
- Seniors Alan Gendreau, Sancho McDonald, Mike Williams, and Derrick Crumpton all played in 50 career games to tie for the second most in school history. The all-time record is 52 set by Mike Caldwell.
- Colin Boss, Alan Gendreau, and Sancho McDonald all played in the Battle of Florida All-Star game in January.
- MT ranked 2nd nationally in fewest sacks allowed at .67 per game.
- Three of Middle Tennessee's 10 losses were by a total of nine points. All three were by exactly three points.
- The Blue Raiders' 58 penalties were the fewest in the SBC and ranked 24th nationally at 4.8 per game.
- Under Rick Stockstill, the Blue Raiders have been involved in 10 games that were decided in the final minute of regulation or overtime (3 in 2011).
- MT won the opening coin toss seven times in 2011 and only 10 times in the last 25 games.
- MT was 2-4 in night games and 0-6 in day games.
- The Blue Raiders are 5-1 under Rick Stockstill in one point games.
- Over the past 39 games, MT has blocked 19 kicks (11 FGs, 6 punts, 2 PATs).
- In 75 games under Rick Stockstill, the Blue Raiders are +8 in turnover margin, including -8 in 2011.
- Middle Tennessee played just one true freshman in 2011 (DE Shubert Bastien).
- Middle Tennessee owns 44 Sun Belt Conference wins all-time which is the most in the history of the league. MT's overall record is 44-35.

■ Middle Tennessee .....	44-35
■ Troy .....	42-17
■ Arkansas State .....	42-36
■ Louisiana-Lafayette .....	39-39
■ North Texas .....	38-40
■ Louisiana-Monroe .....	36-42
■ Florida Atlantic .....	24-28
■ Florida International .....	21-31
■ *New Mexico State .....	15-11
■ WKU .....	9-15
■ *Idaho .....	7-19
■ *Utah State .....	5-9

*\*Former member*

**MISCELLANEOUS**

Opponent	Captain	Captain	Captain	Coin Toss	Kickoff/Receive	First Possession	Game Length	Jersey	Pants	Result
Purdue	McLeroy	Crumpton	Gendreau	Lost	Kickoff	Punt	3:39	White	Blue	L, 27-24
Georgia Tech	Beyah	Carter	Russell	Won	Kickoff	Punt	2:40	Blue	White	L, 49-21
Troy	Williams	Staten	Toulson	Lost	Receive	Punt	3:19	White	White	L, 38-35
Memphis	Boss	Ikner	Anderson	Won	Kickoff	Punt	3:09	Blue	White	W, 38-31
WKU	Stuart	Fennell	Farmer	Won	Kickoff	TD	4:37	Black	Black	L, 36-33
FAU	Williams	D. Davis	Branton	Lost	Receive	TD	3:16	White	White	W, 38-14
Louisiana	Stuart	Crumpton	Seamster	Lost	Receive	INT	3:24	Blue	White	L, 45-20
Tennessee	Blissard, Stuart	Fennell	D. Jones	Lost	Receive	Punt	2:39	White	White	L, 24-0
ULM	Bamber	Russell	Brooks	Won	Kickoff	Punt	2:50	White	Blue	L, 42-14
Arkansas St.	Griswold	Crumpton	Whatley	Won	Kickoff	Punt	3:30	Blue	White	L, 45-19
FIU	Amos	McClendon	Gasque	Won	Kickoff	Punt	3:01	Blue	White	L, 31-18
North Texas	Boss	Branton, Crumpton	Ikner	Won	Kickoff	Punt	2:50	White	Blue	L, 59-7



### RESULTS 2-10 (1-7, 7TH SUN BELT)

DATE	OPPONENT	W/L	SCORE	TV	ATT.
9/3	at Purdue	L	24-27	Big Ten Network	42,110
9/10	Georgia Tech	L	21-49	ESPN3	30,502
9/24	at Troy*	L	35-38	CSS	20,185
10/1	Memphis	W	38-31	ESPN3	20,098
10/6	Western Kentucky*	L	33-36 (2OT)	ESPNU	23,307
10/22	at Florida Atlantic*	W	38-14	CSS	16,334
10/29	Louisiana*	L	20-45	CSS	13,500
11/5	at Tennessee	L	0-24	FS South	88,211
11/12	at Louisiana-Monroe*	L	14-42	None	11,987
11/19	Arkansas State*	L	19-45	ESPN3	12,806
11/26	FIU*	L	18-31	None	10,227
12/3	at North Texas*	L	7-59	None	15,962

\*Sun Belt Conference Game

### TEAM STATISTICS

	MT	OPP				
<b>SCORING</b>	267	441				
Points Per Game	22.2	36.8				
<b>FIRST DOWNS</b>	260	269				
Rushing	104	144				
Passing	140	112				
Penalty	16	13				
<b>RUSHING YARDAGE</b>	1761	2754				
Yards gained rushing	1990	2997				
Yards lost rushing	229	243				
Rushing Attempts	429	590				
Average Per Rush	4.1	4.7				
Average Per Game	146.8	229.5				
TDs Rushing	14	37				
<b>PASSING YARDAGE</b>	3052	2539				
Comp-Att-Int	299-509-15	208-329-4				
Average Per Pass	6.0	7.7				
Average Per Catch	10.2	12.2				
Average Per Game	254.3	211.6				
TDs Passing	21	18				
<b>TOTAL OFFENSE</b>	4813	5293				
Total Plays	938	919				
Average Per Play	5.1	5.8				
Average Per Game	401.1	441.1				
<b>KICK RETURNS: #-Yards</b>	63-1216	43-948				
<b>PUNT RETURNS: #-Yards</b>	19-204	28-184				
<b>INT RETURNS: #-Yards</b>	4-176	15-229				
<b>KICK RETURN AVERAGE</b>	19.3	22.0				
<b>PUNT RETURN AVERAGE</b>	10.7	6.6				
<b>INT RETURN AVERAGE</b>	44.0	15.3				
<b>FUMBLES-LOST</b>	22-13	29-17				
<b>PENALTIES-Yards</b>	58-511	71-588				
Average Per Game	42.6	49.0				
<b>PUNTS-Yards</b>	64-2594	64-2723				
Average Per Punt	40.5	42.5				
Net punt average	37.0	37.2				
<b>TIME OF POSSESSION/Game</b>	25:51	34:09				
<b>3RD-DOWN Conversions</b>	78/197	95/194				
3rd-Down Pct	40%	49%				
<b>4TH-DOWN Conversions</b>	11/31	8/13				
4th-Down Pct	35%	62%				
<b>SACKS BY-Yards</b>	19-100	8-60				
<b>MISC YARDS</b>	20	5				
<b>TOUCHDOWNS SCORED</b>	35	59				
<b>FIELD GOALS-ATTEMPTS</b>	8-14	9-13				
<b>ON-SIDE KICKS</b>	0-3	0-0				
<b>RED-ZONE SCORES</b>	(27-40) 68%	(45-50) 90%				
<b>RED-ZONE TOUCHDOWNS</b>	(20-40) 50%	(39-50) 78%				
<b>PAT-ATTEMPTS</b>	(31-32) 97%	(56-57) 98%				
<b>ATTENDANCE</b>	110440	194799				
Games/Avg Per Game	6/18407	6/32466				
Neutral Site Games		0/0				
<b>SCORE BY QUARTERS</b>	<b>1st</b>	<b>2nd</b>	<b>3rd</b>	<b>4th</b>	<b>OT</b>	<b>Total</b>
Middle Tennessee	44	68	44	101	10	267
Opponents	126	107	113	82	13	441

### RUSHING

PLAYER	GP	Att	Gain	Loss	Net	Avg	TD	Long	Avg/G
Pratcher, W.	12	122	634	49	585	4.8	2	37	48.8
Cunningham, B.	8	115	546	45	501	4.4	4	26	62.6
Kyles, D.D.	7	67	327	15	312	4.7	3	59	44.6
Murphy, Jeff	9	35	147	41	106	3.0	0	14	11.8
Kilgore, Logan	11	32	142	36	106	3.3	1	16	9.6
Griswold, Kyle	12	25	107	21	86	3.4	2	21	7.2
Whatley, Reggie	12	28	84	14	70	2.5	1	12	5.8
Mason, Tyler	12	1	3	0	3	3.0	0	3	0.2
Banks, Andrew	10	1	0	0	0	0.0	0	0	0.0
Beyah, Malcolm	11	0	0	0	0	0.0	1	0	0.0
Team	7	3	0	8	-8	-2.7	0	0	-1.1
<b>Total</b>	<b>12</b>	<b>429</b>	<b>1990</b>	<b>229</b>	<b>1761</b>	<b>4.1</b>	<b>14</b>	<b>59</b>	<b>146.8</b>
<b>Opponents</b>	<b>12</b>	<b>590</b>	<b>2997</b>	<b>243</b>	<b>2754</b>	<b>4.7</b>	<b>37</b>	<b>80</b>	<b>229.5</b>

### PASSING

PLAYER	G	Effic	Cmp-Att-Int	Pct	Yds	TD	Lng	Avg/G
Kilgore, Logan	11	119.67	214-365-12	58.6	2231	18	82	202.8
Murphy, Jeff	9	110.43	84-140-3	60.0	794	3	36	88.2
Team	7	0.00	0-3-0	0.0	0	0	0	0.0
Banks, Andrew	10	326.80	1-1-0	100.0	27	0	27	2.7
<b>Total</b>	<b>12</b>	<b>116.83</b>	<b>299-509-15</b>	<b>58.7</b>	<b>3052</b>	<b>21</b>	<b>82</b>	<b>254.3</b>
<b>Opponents</b>	<b>12</b>	<b>143.67</b>	<b>208-329-4</b>	<b>63.2</b>	<b>2539</b>	<b>18</b>	<b>75</b>	<b>211.6</b>

### RECEIVING

PLAYER	G	No.	Yds	Avg	TD	Long	Avg/G
Jefferson, T.	12	51	398	7.8	1	20	33.2
Beyah, Malcolm	11	45	497	11.0	6	36	45.2
McDonald, S.	12	35	384	11.0	6	50	32.0
Griswold, Kyle	12	31	390	12.6	1	47	32.5
Amos, Anthony	11	27	379	14.0	3	34	34.5
Cunningham, B.	8	17	187	11.0	1	37	23.4
Whatley, Reggie	12	17	185	10.9	1	82	15.4
Mason, Tyler	12	17	141	8.3	0	34	11.8
Blissard, Shane	12	16	124	7.8	1	15	10.3
Gray, Jamal	10	14	89	6.4	0	22	8.9
Banks, Andrew	10	7	70	10.0	1	23	7.0
Pratcher, W.	12	6	67	11.2	0	35	5.6
Turner, Harold	8	6	56	9.3	0	17	7.0
Bamber, Jared	12	6	43	7.2	0	15	3.6
Kyles, D.D.	7	4	42	10.5	0	17	6.0
<b>Total</b>	<b>12</b>	<b>299</b>	<b>3052</b>	<b>10.2</b>	<b>21</b>	<b>82</b>	<b>254.3</b>
<b>Opponents</b>	<b>12</b>	<b>208</b>	<b>2539</b>	<b>12.2</b>	<b>18</b>	<b>75</b>	<b>211.6</b>

### TOTAL OFFENSE

PLAYER	G	Plays	Rush	Pass	Total	Avg/G
Kilgore, Logan	11	397	106	2231	2337	212.5
Murphy, Jeff	9	175	106	794	900	100.0
Pratcher, W.	12	122	585	0	585	48.8
Cunningham, B.	8	115	501	0	501	62.6
Kyles, D.D.	7	67	312	0	312	44.6
Griswold, Kyle	12	25	86	0	86	7.2
Whatley, Reggie	12	28	70	0	70	5.8
Banks, Andrew	10	2	0	27	27	2.7
Mason, Tyler	12	1	3	0	3	0.2
Team	7	6	-8	0	-8	-1.1
<b>Total</b>	<b>12</b>	<b>938</b>	<b>1761</b>	<b>3052</b>	<b>4813</b>	<b>401.1</b>
<b>Opponents</b>	<b>12</b>	<b>919</b>	<b>2754</b>	<b>2539</b>	<b>5293</b>	<b>441.1</b>

## ■ SCORING

PLAYER	TD	FGs	Kick	----- PATs -----		Pass	DXP	Saf	Points
				Rush	Rcv				
Gendreau, Alan	0	8-14	31-32	0-0	0	0-0	0	0	55
Beyah, Malcolm	7	0-0	0-0	0-0	0	0-0	0	0	42
McDonald, S.	6	0-0	0-0	0-0	0	0-0	0	0	36
Cunningham, B.	5	0-0	0-0	0-0	0	0-0	0	0	30
Griswold, Kyle	3	0-0	0-0	0-1	0	0-0	0	0	18
Kyles, D.D.	3	0-0	0-0	0-0	0	0-0	0	0	18
Amos, Anthony	3	0-0	0-0	0-0	0	0-0	0	0	18
Whatley, Reggie	2	0-0	0-0	0-0	0	0-0	0	0	12
Pratcher, W.	2	0-0	0-0	0-0	0	0-0	0	0	12
Blissard, Shane	1	0-0	0-0	0-0	0	0-0	0	0	6
Jefferson, T.	1	0-0	0-0	0-0	0	0-0	0	0	6
Banks, Andrew	1	0-0	0-0	0-0	0	0-0	0	0	6
Kilgore, Logan	1	0-0	0-0	0-0	0	0-2	0	0	6
Team	0	0-0	0-0	0-0	0	0-0	0	1	2
<b>Total</b>	<b>35</b>	<b>8-14</b>	<b>31-32</b>	<b>0-1</b>	<b>0</b>	<b>0-2</b>	<b>0</b>	<b>1</b>	<b>267</b>
<b>Opponents</b>	<b>59</b>	<b>9-13</b>	<b>56-57</b>	<b>0-0</b>	<b>1</b>	<b>1-1</b>	<b>0</b>	<b>1</b>	<b>441</b>

## ■ PUNT RETURNS

PLAYER	No.	Yds	Avg	TD	Long
Russell, Eric	15	143	9.5	0	38
Mason, Tyler	2	48	24.0	0	28
Gasque, L.	1	14	14.0	0	0
Jefferson, T.	1	-1	-1.0	0	0
<b>Total</b>	<b>19</b>	<b>204</b>	<b>10.7</b>	<b>0</b>	<b>38</b>
<b>Opponents</b>	<b>28</b>	<b>184</b>	<b>6.6</b>	<b>1</b>	<b>21</b>

## ■ KICKOFF RETURNS

PLAYER	No.	Yds	Avg	TD	Long
Russell, Eric	43	892	20.7	0	40
Mason, Tyler	8	92	11.5	0	18
Gilstrap, K.	5	114	22.8	0	31
Whatley, Reggie	3	65	21.7	0	29
Bamber, Jared	2	23	11.5	0	18
Beyah, Malcolm	1	19	19.0	0	19
Cunningham, B.	1	11	11.0	0	11
<b>Total</b>	<b>63</b>	<b>1216</b>	<b>19.3</b>	<b>0</b>	<b>40</b>
<b>Opponents</b>	<b>43</b>	<b>948</b>	<b>22.0</b>	<b>1</b>	<b>90</b>

## ■ INTERCEPTIONS

PLAYER	No.	Yds	Avg	TD	Long
Russell, Eric	2	98	49.0	0	64
Ikner, Arness	1	46	46.0	0	46
Edwards, T.L.	1	32	32.0	0	32
<b>Total</b>	<b>4</b>	<b>176</b>	<b>44.0</b>	<b>0</b>	<b>64</b>
<b>Opponents</b>	<b>15</b>	<b>229</b>	<b>15.3</b>	<b>1</b>	<b>55</b>

## ■ FUMBLE RETURNS

PLAYER	No.	Yds	Avg	TD	Long
Edwards, T.L.	1	35	35.0	0	35
<b>Total</b>	<b>1</b>	<b>35</b>	<b>35.0</b>	<b>0</b>	<b>35</b>
<b>Opponents</b>	<b>4</b>	<b>71</b>	<b>17.8</b>	<b>1</b>	<b>63</b>

## ■ ALL-PURPOSE YARDAGE

PLAYER	G	Rush	Rec	PR	KOR	IR	Tot	Avg/G
Russell, Eric	12	0	0	143	892	98	1133	94.4
Cunningham, B.	8	501	187	0	11	0	699	87.4
Pratcher, W.	12	585	67	0	0	0	652	54.3
Beyah, Malcolm	11	0	497	0	19	0	516	46.9
Griswold, Kyle	12	86	390	0	0	0	476	39.7
Jefferson, T.	12	0	398	-1	0	0	397	33.1

McDonald, S.	12	0	384	0	0	0	384	32.0
Amos, Anthony	11	0	379	0	0	0	379	34.5
Kyles, D.D.	7	312	42	0	0	0	354	50.6
Whatley, Reggie	12	70	185	0	65	0	320	26.7
Mason, Tyler	12	3	141	48	92	0	284	23.7
Blissard, Shane	12	0	124	0	0	0	124	10.3
Gilstrap, K.	12	0	0	0	114	0	114	9.5
Murphy, Jeff	9	106	0	0	0	0	106	11.8
Kilgore, Logan	11	106	0	0	0	0	106	9.6
Gray, Jamal	10	0	89	0	0	0	89	8.9
Banks, Andrew	10	0	70	0	0	0	70	7.0
Bamber, Jared	12	0	43	0	23	0	66	5.5
Turner, Harold	8	0	56	0	0	0	56	7.0
Ikner, Arness	12	0	0	0	0	46	46	3.8
Edwards, T.L.	12	0	0	0	0	32	32	2.7
Gasque, L.	12	0	0	14	0	0	14	1.2
Team	7	-8	0	0	0	0	-8	-1.1
<b>Total</b>	<b>12</b>	<b>1761</b>	<b>3052</b>	<b>204</b>	<b>1216</b>	<b>176</b>	<b>6409</b>	<b>534.1</b>
<b>Opponents</b>	<b>12</b>	<b>2754</b>	<b>2539</b>	<b>184</b>	<b>948</b>	<b>229</b>	<b>6654</b>	<b>554.5</b>

## ■ PUNTING

PLAYER	No.	Yds	Avg	Long	TB	FC	I20	Blkd
Toulson, N.	50	2005	40.1	54	2	12	18	2
Davis, Josh	13	547	42.1	62	0	2	4	0
Team	1	42	42.0	42	0	0	0	0
Farmer, R.	0	0	0.0	0	0	0	0	1
<b>Total</b>	<b>64</b>	<b>2594</b>	<b>40.5</b>	<b>62</b>	<b>2</b>	<b>14</b>	<b>22</b>	<b>3</b>
<b>Opponents</b>	<b>64</b>	<b>2723</b>	<b>42.5</b>	<b>62</b>	<b>7</b>	<b>12</b>	<b>21</b>	<b>3</b>

## ■ FIELD GOALS

PLAYER	FGM-FGA	Pct	17-29	30-39	40-49	50-99	Lg	Blk
Gendreau, Alan	8-14	57.1	5-5	2-4	1-5	0-0	42	2

## ■ FIELD GOAL SEQUENCE

GAME	MT	OPP	GAME	MT	OPP
Purdue	39,(42),47	(50),(47)	Louisiana	-	(38)
Georgia Tech	46	-	Tennessee	-	(21)
Troy	42	(28)	ULM	-	-
Memphis	(21)	(36)	Arkansas State	(26)	(24),46
WKU	35,(22),(23)	48,46,46	FIU	40,(37),(25)	(25)
FAU	(32)	-	North Texas	-	(40)

Numbers in (parentheses) indicate field goal was made.

## ■ KICKOFFS

KICKOFFS	No.	Yds	Avg	TB	OB	Retn	Net	YdLn
Gendreau, Alan	50	2818	56.4	3	0			
Toulson, N.	1	46	46.0	0	0			
<b>Total</b>	<b>51</b>	<b>2864</b>	<b>56.2</b>	<b>3</b>	<b>0</b>	<b>948</b>	<b>36.4</b>	<b>33</b>
<b>Opponents</b>	<b>78</b>	<b>4672</b>	<b>59.9</b>	<b>10</b>	<b>4</b>	<b>1216</b>	<b>41.7</b>	<b>28</b>

## DEFENSIVE STATISTICS

	LEADERS	GP	Tackles			For Loss	Sacks No-Yards	Pass Def		QBH	Fumbles		Blkd Kick	Saf
			UT	AT	Total			Int-Yds	PD		Rcv-Yds	FF		
1	Russell, Eric	12	64	24	88	7.0-25	1.0-1	2-98	3	.	2-0	2	.	.
59	Davis, Darin	12	36	28	64	6.0-15	1.5-8	.	1	4	.	1	1	.
43	Loreus, Gorbby	12	28	29	57	4.0-6	.	.	.	.	.	.	.	.
5	Ikner, Arness	12	44	12	56	2.0-8	.	1-46	7	.	3-0	.	.	.
85	McLendon, Omar	12	32	22	54	4.5-18	2.5-12	.	4	5	1-0	.	.	.
33	Blunt, Roderic	12	30	24	54	1.5-8	0.5-4	.	.	2	.	.	.	.
24	Crumpton, D.	12	39	14	53	.	.	.	3	1	.	1	.	.
35	Allen, Craig	9	38	15	53	2.5-7	1.0-5	.	.	2	1-0	1	.	.
28	Henry, C.	12	23	13	36	.	.	.	.	.	.	.	.	.
55	Bastien, S.	12	25	8	33	4.5-12	.	.	.	2	1-0	2	1	.
96	Dangerfield, K.	12	19	12	31	8.0-23	1.0-10	.	.	2	1-0	.	.	.
22	Jones, David	11	16	14	30	1.0-3	.	.	.	3	2-0	.	.	.
90	Staten, Jimmy	12	14	15	29	4.0-12	1.0-4	.	.	.	.	.	.	.
6	Edwards, T.L.	12	25	3	28	1.0-3	.	1-32	4	.	1-35	.	.	.
18	Gilstrap, K.	12	23	4	27	0.5-0	0.5-0	.	.	2	.	1	.	.
97	Fennell, J.	9	15	9	24	5.0-9	.	.	1	2	1-0	2	.	.
51	Carter, SaCoby	11	9	13	22	2.0-4	0.5-2	.	.	1	.	.	.	.
32	Jones, Justin	3	14	5	19	4.0-5	.	.	.	.	.	.	.	.
44	Carmichael, C.	10	10	8	18	1.5-1	.	.	.	.	.	.	.	.
40	Gasque, L.	12	14	3	17	7.0-38	7.0-38	.	.	5	.	1	1	.
30	Roberts, S.	11	11	4	15	.	.	.	.	.	.	.	.	.
31	Guerra, Denzell	12	7	7	14	.	.	.	.	.	.	.	.	.
89	Nolan, Dearco	11	9	4	13	3.5-11	1.0-2	.	.	.	.	.	.	.
8	Seamster, Sammy	12	10	3	13	.	.	.	.	.	.	.	.	.
7	Burke, Khari	12	6	4	10	.	.	.	.	.	.	.	.	.
56	Washington, N.	12	7	2	9	.	.	.	.	.	1-0	.	.	.
46	Ugboaja, Max	12	4	3	7	0.5-3	0.5-3	.	.	.	.	.	.	.
98	Moore, Morris	8	5	1	6	2.0-19	1.0-11	.	.	.	.	1	.	.
17	Farmer, R.	12	4	2	6	.	.	.	.	.	.	.	1	.
86	Amos, Anthony	11	4	.	4	.	.	.	.	.	.	.	.	.
26	Dixon, Marquise	6	3	1	4	1.0-5	.	.	.	.	1-0	1	.	.
48	Brooks, J.	8	3	1	4	.	.	.	.	.	1-0	.	.	.
95	Pope, Kevin	11	2	2	4	.	.	.	.	.	.	.	.	.
83	Bamber, Jared	12	1	2	3	.	.	.	.	.	.	.	.	.
21	Hogg, Robert	9	2	1	3	.	.	.	.	.	.	.	.	.
42	Prudhomm, Juno	11	1	1	2	.	.	.	.	.	.	.	.	.
TM	Team	7	2	.	2	.	.	.	.	.	.	.	1	1
29	Pratcher, W.	12	2	.	2	.	.	.	.	.	.	.	.	.
13	Mason, Tyler	12	2	.	2	.	.	.	.	.	.	.	.	.
78	Williams, Mike	12	1	.	1	.	.	.	.	.	.	.	.	.
53	Coleman, T.	11	1	.	1	.	.	.	.	.	.	.	.	.
27	Sharpe, Chris	9	1	.	1	.	.	.	.	.	.	.	.	.
38	Gendreau, Alan	12	.	1	1	.	.	.	.	.	.	.	.	.
49	Toulson, N.	12	1	.	1	.	.	.	.	.	.	.	.	.
23	Kyles, D.D.	7	1	.	1	.	.	.	.	.	.	.	.	.
9	Griswold, Kyle	12	1	.	1	.	.	.	.	.	.	.	.	.
65	Stuart, Alex	12	1	.	1	.	.	.	.	.	.	.	.	.
60	McLeroy, B.	9	1	.	1	.	.	.	.	.	.	.	.	.
2	Cunningham, B.	8	1	.	1	.	.	.	.	.	1	.	.	.
54	Anderson, Zeke	12	1	.	1	.	.	.	.	.	.	.	.	.
	<b>Total</b>	<b>12</b>	<b>613</b>	<b>314</b>	<b>927</b>	<b>73-235</b>	<b>19-100</b>	<b>4-176</b>	<b>25</b>	<b>29</b>	<b>16-35</b>	<b>14</b>	<b>5</b>	<b>1</b>
	<b>Opponents</b>	<b>12</b>	<b>595</b>	<b>277</b>	<b>872</b>	<b>67.0-236</b>	<b>8-60</b>	<b>15-229</b>	<b>53</b>	<b>47</b>	<b>13-71</b>	<b>16</b>	<b>6</b>	<b>1</b>

## ■ GAME-BY-GAME PASSING

#10 Logan Kilgore	Att	Comp	Int	Pct	Yards	TD	Long	Sack	Yds	Effic
Purdue	45	27	1	60.0	330	2	29	0	0	131.8
Georgia Tech	29	17	1	58.6	117	0	20	0	0	85.6
Troy	48	28	1	58.3	415	5	82	2	11	161.2
Memphis	40	26	1	65.0	274	3	36	1	9	142.3
WKU	49	25	1	51.0	276	2	37	0	0	107.7
FAU	39	28	2	71.8	218	3	23	1	2	133.9
Louisiana	40	22	2	55.0	239	1	35	0	0	103.4
Tennessee	10	4	1	40.0	25	0	16	0	0	41.0
ULM	30	21	1	70.0	148	2	23	0	0	126.8
FIU	19	10	1	52.6	147	0	47	0	0	107.1
North Texas	16	6	0	37.5	42	0	16	0	0	59.5
<b>TOTALS</b>	<b>365</b>	<b>214</b>	<b>12</b>	<b>58.6</b>	<b>2231</b>	<b>18</b>	<b>82</b>	<b>4</b>	<b>22</b>	<b>119.7</b>

#12 Murphy, Jeff	Att	Comp	Int	Pct	Yards	TD	Long	Sack	Yds	Effic
Georgia Tech	6	5	0	83.3	54	1	18	0	0	213.9
Memphis	1	1	0	100.0	3	0	3	0	0	125.2
WKU	1	0	1	0.0	0	0	0	0	0	-200.0
FAU	3	3	0	100.0	74	0	36	0	0	307.2
Tennessee	21	14	1	66.7	108	0	19	0	0	100.3
ULM	22	11	0	50.0	143	0	25	1	11	104.6
Arkansas State	48	28	0	58.3	219	1	22	1	8	103.5
FIU	26	18	1	69.2	144	0	23	1	16	108.1
North Texas	12	4	0	33.3	49	1	20	1	3	95.1
<b>TOTALS</b>	<b>140</b>	<b>84</b>	<b>3</b>	<b>60.0</b>	<b>794</b>	<b>3</b>	<b>36</b>	<b>4</b>	<b>38</b>	<b>110.4</b>

#19 Banks, Andrew	Att	Comp	Int	Pct	Yards	TD	Long	Sack	Yds	Effic
Georgia Tech	1	1	0	100.0	27	0	27	0	0	326.8
<b>TOTALS</b>	<b>1</b>	<b>1</b>	<b>0</b>	<b>100.0</b>	<b>27</b>	<b>0</b>	<b>27</b>	<b>0</b>	<b>0</b>	<b>326.8</b>

## ■ GAME-BY-GAME RUSHING

PLAYER	No-Yds/TD	Purdue	GT	Troy	UM	WKU	FAU	ULL	UT	ULM	ASU	FIU	UNT
Pratcher, W.	122-585/2	4-18/0	5-18/0	7-25/0	9-80/0	16-106/0	23-125/1	19-73/1	12-37/0	8-43/0	6-17/0	1-6/0	12-37/0
Cunningham, B.	115-501/4	14-65/1	15-80/1	19-117/0	6-25/0	DNP	DNP	DNP	DNP	15-53/0	11-16/1	20-65/1	15-80/0
Kyles, D.D.	67-312/3	12-33/0	2-17/1	10-24/0	15-105/1	19-96/1	DNP	DNP	DNP	8-36/0	DNP	1-1/0	DNP
Murphy, Jeff	35-106/0	DNP	2-10/0	DNP	-	-	4-24/0	DNP	2-14/0	3--7/0	15-46/0	5-6/0	4-13/0
Kilgore, Logan	32-106/1	2-19/0	4-19/0	5--4/0	1--9/0	2--5/1	1--2/0	8-66/0	1-7/0	2-7/0	DNP	4-13/0	2--5/0
Griswold, Kyle	25-86/2	-	-	-	-	2-9/0	15-35/1	7-39/1	1-3/0	-	-	-	-
Whatley, Reggie	28-70/1	1--5/0	-	1-5/0	1-3/0	-	4-6/0	3--2/0	5-36/0	1-0/0	1-1/0	6-11/1	5-15/0
Mason, Tyler	1-3/0	-	-	-	-	-	-	-	-	-	1-3/0	-	-
Banks, Andrew	1-0/0	-	-	-	-	-	-	-	DNP	1-0/0	-	-	DNP
Team	3--8/0	-	DNP	DNP	1--4/0	-	1--1/0	DNP	DNP	DNP	1--3/0	-	-

## ■ GAME-BY-GAME RECEIVING

PLAYER	No-Yds/TD	Purdue	GT	Troy	UM	WKU	FAU	ULL	UT	ULM	ASU	FIU	UNT
Beyah, Malcolm	45-497/6	4-89/1	2-4/0	7-79/1	6-82/2	7-55/0	6-51/1	7-86/1	3-23/0	-	DNP	3-28/0	-
Jefferson, T.	51-398/1	7-61/0	3-7/0	4-29/0	3-11/0	2-26/0	5-54/0	4-21/0	4-28/0	9-74/1	2-12/0	6-55/0	2-20/0
Griswold, Kyle	31-390/1	1-15/0	-	2-8/0	1-2/0	1-37/0	2-4/0	3-26/0	1-10/0	7-99/0	8-65/0	4-104/0	1-20/1
McDonald, S.	35-384/6	4-61/1	5-44/1	5-83/1	1-1/0	4-51/1	5-57/0	1-14/0	3-23/0	3-28/1	2-13/1	2-9/0	-
Amos, Anthony	27-379/3	3-30/0	2-28/0	3-84/1	1-33/1	7-100/1	DNP	-	1-5/0	4-50/0	1-18/0	2-14/0	3-17/0
Cunningham, B.	17-187/1	4-40/0	1-27/0	1-37/1	3-34/0	DNP	DNP	DNP	DNP	3-10/0	2-20/0	3-19/0	-
Whatley, Reggie	17-185/1	-	4-43/0	1-82/1	3-19/0	2--6/0	1-6/0	-	1-4/0	2-28/0	2-3/0	1-6/0	-
Mason, Tyler	17-141/0	-	2-18/0	-	2-20/0	-	4-52/0	-	3-23/0	3--2/0	2-20/0	-	1-10/0
Blissard, Shane	16-124/1	1-6/0	2-9/0	-	-	-	2-13/1	2-26/0	1-9/0	-	3-26/0	5-35/0	-
Gray, Jamal	14-89/0	1-9/0	2-18/0	2--3/0	1-2/0	-	2-7/0	1-6/0	DNP	DNP	3-26/0	-	2-24/0
Banks, Andrew	7-70/1	2-19/0	-	-	2-13/0	-	2-28/1	1-10/0	DNP	-	-	-	DNP
Pratcher, W.	6-67/0	-	-	-	-	-	1-9/0	3-50/0	1-8/0	-	-	-	1-0/0
Turner, Harold	6-56/0	-	-	1-6/0	1-16/0	-	DNP	DNP	DNP	1-4/0	2-13/0	1-17/0	DNP
Bamber, Jared	6-43/0	-	-	1-3/0	1-15/0	1-7/0	1-11/0	-	-	-	1-3/0	1-4/0	-
Kyles, D.D.	4-42/0	-	-	1-7/0	2-29/0	1-6/0	DNP	DNP	DNP	-	DNP	-	DNP



■ GAME-BY-GAME TACKLES

TOTAL TACKLES	UA-A	TOT	Purdue	GT	Troy	UM	WKU	FAU	ULL	UT	ULM	ASU	FIU	UNT
Russell, Eric	64-24	88	11-2	5-2	4-2	6-1	5-5	6-1	3-2	6-3	5-4	3-1	5-1	5-0
Davis, Darin	36-28	64	1-0	4-0	2-0	3-1	2-0	2-7	3-3	4-4	2-7	5-3	5-1	3-2
Loreus, Gorby	28-29	57	-	-	1-1	3-0	8-3	0-1	5-4	0-7	5-7	4-2	1-2	1-2
Ikner, Arness	44-12	56	2-0	-	5-3	7-0	4-1	2-0	2-1	7-3	1-1	7-2	2-1	5-0
McLendon, Omar	32-22	54	3-1	8-2	3-0	-	2-4	2-1	1-1	2-1	1-4	3-3	2-3	5-2
Blunt, Roderic	30-24	54	0-1	4-3	0-1	-	1-0	1-4	5-4	5-2	4-4	5-0	3-3	2-2
Crumpton, D.	39-14	53	1-0	4-2	1-4	6-0	6-0	2-0	5-2	4-1	2-3	4-0	3-2	1-0
Allen, Craig	38-15	53	8-1	2-1	5-5	10-0	4-4	DNP	DNP	DNP	-	1-1	2-3	6-0
Henry, C.	23-13	36	4-0	2-3	0-1	2-0	2-1	0-2	3-1	2-0	2-2	2-1	0-2	4-0
Bastien, S.	25-8	33	-	0-1	4-2	1-0	-	4-0	4-2	0-1	1-1	8-0	2-1	1-0
Dangerfield, K.	19-12	31	2-0	2-0	0-1	3-0	2-0	1-2	1-3	1-1	0-1	2-2	4-1	1-1
Jones, David	16-14	30	1-0	1-4	0-1	4-0	0-3	0-1	5-1	1-1	1-1	1-0	DNP	2-2
Staten, Jimmy	14-15	29	3-0	1-2	1-2	1-0	1-1	1-1	1-1	0-1	1-4	2-2	2-0	0-1
Edwards, T.L.	25-3	28	6-0	3-0	2-2	-	-	1-0	2-0	-	0-1	9-0	2-0	-
Gilstrap, K.	23-4	27	1-1	-	1-1	4-0	3-0	1-0	2-1	4-0	4-1	1-0	1-0	1-0
Fennell, J.	15-9	24	2-1	4-0	0-1	1-0	1-2	2-1	1-2	2-1	2-1	DNP	DNP	DNP
Carter, SaCoby	9-13	22	1-0	2-1	0-2	1-0	0-1	1-1	0-1	2-3	0-3	DNP	0-1	2-0
Jones, Justin	14-5	19	DNP	DNP	3-4	5-0	6-1	DNP	DNP	DNP	DNP	DNP	DNP	DNP
Carmichael, C.	10-8	18	1-1	2-0	1-2	DNP	DNP	-	2-3	1-0	1-0	1-0	0-2	1-0
Gasque, L.	14-3	17	1-0	1-0	2-2	0-1	2-0	2-0	2-0	1-0	-	1-0	-	2-0
Roberts, S.	11-4	15	4-0	4-0	1-0	1-0	1-0	0-2	0-1	-	-	0-1	-	DNP
Guerra, Denzell	7-7	14	-	1-1	-	2-1	1-2	0-2	-	-	-	1-0	1-0	1-1
Nolan, Dearco	9-4	13	-	DNP	-	2-0	2-1	1-0	-	1-1	0-1	2-0	0-1	1-0
Seamster, Sammy	10-3	13	1-0	-	-	-	-	1-0	-	2-0	2-0	-	1-0	3-3
Burke, Khari	6-4	10	-	2-0	-	-	1-1	1-1	0-1	1-0	-	0-1	-	1-0
Washington, N.	7-2	9	2-0	-	-	-	1-0	-	-	1-0	-	1-1	1-1	1-0
Ugboaja, Max	4-3	7	-	1-1	-	1-0	0-1	-	-	1-0	1-1	-	-	-
Moore, Morris	5-1	6	DNP	2-0	DNP	-	DNP	1-0	-	DNP	-	2-0	-	0-1
Farmer, R.	4-2	6	1-0	-	-	-	-	0-1	-	1-0	-	0-1	1-0	1-0
Brooks, J.	3-1	4	DNP	DNP	-	DNP	DNP	-	-	-	-	-	0-1	3-0
Amos, Anthony	4-0	4	-	-	1-0	-	-	DNP	-	2-0	-	-	1-0	-
Pope, Kevin	2-2	4	-	DNP	-	-	-	-	-	-	0-1	1-0	-	1-1
Dixon, Marquise	3-1	4	2-0	0-1	-	1-0	-	-	DNP	DNP	DNP	DNP	DNP	DNP
Bamber, Jared	1-2	3	-	-	-	-	0-1	-	-	-	-	0-1	1-0	-
Hogg, Robert	2-1	3	-	DNP	0-1	DNP	DNP	-	1-0	-	-	-	-	1-0
Pratcher, W.	2-0	2	-	-	-	1-0	-	-	1-0	-	-	-	-	-
Team	2-0	2	2-0	-	-	-	-	-	-	-	-	-	-	-
Prudhomm, Juno	1-1	2	DNP	-	-	1-0	-	-	-	-	0-1	-	-	-
Mason, Tyler	2-0	2	-	-	-	-	-	1-0	-	-	1-0	-	-	-
Stuart, Alex	1-0	1	-	-	-	-	-	1-0	-	-	-	-	-	-
Williams, Mike	1-0	1	-	-	-	-	1-0	-	-	-	-	-	-	-
McLeroy, B.	1-0	1	-	-	-	-	-	-	1-0	-	DNP	DNP	DNP	-
Griswold, Kyle	1-0	1	-	-	-	-	-	-	-	-	-	-	1-0	-
Anderson, Zeke	1-0	1	-	-	-	-	-	-	-	1-0	-	-	-	-
Coleman, T.	1-0	1	-	-	-	-	-	1-0	-	-	-	DNP	-	-
Toulson, N.	1-0	1	-	-	-	-	-	-	1-0	-	-	-	-	-
Gendreau, Alan	0-1	1	-	-	-	-	-	-	-	-	0-1	-	-	-

■ GAME-BY-GAME SACKS

PLAYER	TOTAL	Purdue	GT	Troy	UM	WKU	FAU	ULL	UT	ULM	ASU	FIU	UNT
Gasque, L.	7.0	1.0-1	-	1.0-11	-	1.0-9	1.0-2	1.0-6	1.0-6	-	1.0-3	-	-
McLendon, Omar	2.5	0.5-1	-	1.0-6	-	-	1.0-5	-	-	-	-	-	-
Davis, Darin	1.5	-	-	-	-	1.0-3	0.5-5	-	-	-	-	-	-
Allen, Craig	1.0	1.0-5	-	-	-	-	DNP	DNP	DNP	-	-	-	-
Dangerfield, K.	1.0	-	-	-	-	-	-	-	-	-	1.0-10	-	-
Russell, Eric	1.0	1.0-1	-	-	-	-	-	-	-	-	-	-	-
Moore, Morris	1.0	DNP	1.0-11	DNP	-	DNP	-	-	DNP	-	-	DNP	-
Staten, Jimmy	1.0	-	-	-	-	-	1.0-4	-	-	-	-	-	-
Nolan, Dearco	1.0	-	DNP	-	-	-	-	-	-	-	1.0-2	-	-
Gilstrap, K.	0.5	0.5-0	-	-	-	-	-	-	-	-	-	-	-
Ugboaja, Max	0.5	-	-	-	-	0.5-3	-	-	-	-	-	-	-
Blunt, Roderic	0.5	-	-	-	-	-	0.5-4	-	-	-	-	-	-
Carter, SaCoby	0.5	-	-	-	-	0.5-2	-	-	-	-	DNP	-	-

## ■ GAME-BY-GAME SUMMARIES

GAME	FINAL SCORE	BY QUARTERS				FIRST DOWNS				RUSHING			PASSING			TOT. OFF.		PUNTING	FUMBLES	PENALTY	THIRD DOWNS	AVG. F.POS	TOTAL TOP
		1	2	3	4	RU	PA	PN	TOT	ATT	YDS	TD	C-A-I	YDS	TD	ATT	YDS	NO-AVG	NO-LOST	NO-YDS			
MT	24	7	7	0	10	7	16	1	24	33	130	1	27-47-1	330	2	80	460	7-40.6	0-0	8-65	7-16	M27	28:48
Purdue	27	3	7	0	17	13	10	1	24	46	201	1	19-35-1	219	2	81	420	7-46.7	2-1	11-95	7-17	P31	31:12
MT	21	0	7	0	14	14	7	0	21	29	147	2	22-35-1	195	1	64	342	3-46.3	2-2	2-13	6-13	M36	21:18
Georgia Tech	49	21	7	14	7	24	5	0	29	65	382	5	6-10-0	214	2	75	596	2-52.0	2-1	3-23	8-12	G26	38:42
MT	35	7	14	7	7	10	14	2	26	42	167	0	28-48-1	415	5	90	582	6-42.0	1-1	6-50	9-20	M26	31:20
Troy	38	0	14	17	7	10	12	1	23	36	132	1	27-42-1	347	3	78	479	6-47.5	2-1	7-51	7-18	T25	28:40
MT	38	0	10	7	21	10	12	1	23	33	200	2	27-42-1	277	3	75	477	5-34.6	5-0	4-35	8-16	M41	26:29
Memphis	31	10	7	0	14	6	16	1	23	43	165	3	25-32-0	230	1	75	395	5-42.0	3-2	3-33	9-17	U24	33:31
MT	33	7	0	6	10 (10)	10	15	4	29	39	206	2	25-50-2	276	2	89	482	5-43.0	1-1	4-32	3-12	M25	23:57
WKU	36	7	0	9	7 (13)	8	10	0	18	51	168	3	17-35-0	222	1	86	390	8-43.1	1-1	11-86	10-22	W35	36:03
MT	38	21	0	10	7	11	14	1	26	48	187	2	31-42-2	292	3	90	479	4-40.2	1-1	7-59	7-17	M40	30:41
FAU	14	0	7	0	7	5	8	3	16	35	141	1	14-29-1	135	1	64	276	7-43.9	8-5	6-55	5-12	F31	29:19
MT	20	0	0	7	13	8	11	1	20	36	176	2	22-40-2	239	1	76	415	6-41.3	1-1	6-55	9-17	M36	24:47
ULL	45	14	7	17	7	16	8	1	25	54	338	4	16-23-0	188	1	77	526	5-39.4	1-1	6-40	6-14	U20	35:13
MT	0	0	0	0	0	5	8	0	13	21	97	0	18-31-2	133	0	52	230	6-42.8	2-1	1-10	3-11	M24	20:46
UT	24	14	10	0	0	9	13	0	22	45	120	2	23-33-0	291	1	78	411	5-38.0	2-0	4-45	10-17	T35	39:14
MT	14	0	7	7	0	11	14	0	25	38	132	0	32-52-1	291	2	90	423	4-35.5	2-2	2-25	10-19	M37	25:13
ULM	42	21	14	7	0	13	10	1	24	54	260	4	15-19-0	193	2	73	453	6-38.7	1-1	3-30	7-14	U27	34:47
MT	19	2	17	0	0	4	11	2	17	35	80	1	28-48-0	219	1	83	299	8-44.2	2-1	8-78	5-19	M32	25:29
ASU	45	15	10	14	6	11	15	3	29	51	203	4	29-41-1	333	2	92	536	5-32.4	2-2	4-28	9-18	A36	34:31
MT	18	0	6	0	12	6	13	4	23	37	102	2	28-45-2	291	0	82	393	3-21.7	0-0	6-45	7-17	M24	28:36
FIU	31	7	7	14	3	12	4	0	16	41	181	2	15-23-0	143	2	64	324	5-43.4	1-0	10-77	8-15	F44	31:24
MT	7	0	0	0	7	8	5	0	13	38	140	0	10-28-0	91	1	66	231	8-32.8	5-3	5-44	5-18	M31	22:44
UNT	59	14	17	21	7	17	1	2	20	69	464	7	2-7-0	23	0	76	487	4-36.8	3-1	3-25	9-18	N40	37:16

## ■ GAME-BY-GAME OFFENSIVE STARTERS

OPPONENT	QB	TB	WR	WR	WR	WR	LT	LG	C	RG	RT
Purdue	Kilgore	Cunningham	Bamber (te)	McDonald	Amos	Beyah	Williams	McLeroy	Stuart	Walker	Hamlin
Georgia Tech	Kilgore	Cunningham	Jefferson	Gray	Amos	Beyah	Williams	McLeroy	Boss	Walker	Stuart
Troy	Kilgore	Cunningham	Bamber (te)	Gray	Amos	Beyah	Williams	McLeroy	Boss	Walker	Stuart
Memphis	Kilgore	Cunningham	Pratcher (rb)	Gray	Amos	Beyah	Williams	McLeroy	Boss	Walker	Stuart
WKU	Kilgore	Pratcher	Jefferson	Gray	Amos	Beyah	Williams	McLeroy	Boss	Walker	Stuart
FAU	Kilgore	Whatley	Jefferson	McDonald	Blissard	Beyah	Williams	McLeroy	Boss	Walker	Stuart
Louisiana	Kilgore	Whatley	Jefferson	McDonald	Bamber (te)	Beyah	Williams	McLeroy	Boss	Bailey	Stuart
Tennessee	Kilgore	Griswold	Whatley (rb)	McDonald	Blissard	Beyah	Williams	McLeroy	Boss	Bailey	Stuart
Louisiana-Monroe	Kilgore	Pratcher	Jefferson	McDonald	Blissard	Beyah	Williams	Bailey	Boss	Walker	Stuart
Arkansas State	Murphy	Pratcher	Jefferson	McDonald	Amos	Griswold	Williams	Bailey	Boss	Walker	Stuart
FIU	Murphy	Cunningham	Jefferson	McDonald	Bamber (te)	Griswold	Williams	James	Boss	Stuart	Anderson
North Texas	Kilgore	Cunningham	Branton (rb)	Gray	Amos	Griswold	Williams	James	Boss	Stuart	Anderson

## ■ GAME-BY-GAME DEFENSIVE STARTERS

OPPONENT	LE	T	T	RE	SAM	MIKE	WILL	LC	SS	FS	RC
Purdue	McLendon	Dangerfield	Staten	Fennell	Allen	Carmichael	Davis	Ikner	Russell	Crumpton	Edwards
Georgia Tech	McLendon	Dangerfield	Staten	Fennell	Allen	Carmichel	Davis	Ikner	Russell	Crumpton	Edwards
Troy	McLendon	Carter	Staten	Fennell	Allen	Carmichael	Davis	Ikner	Russell	Crumpton	Edwards
Memphis	McLendon	Carter	Staten	Fennell	Allen	Henry	Davis	Ikner	Russell	Crumpton	Gilstrap
WKU	McLendon	Carter	Staten	Fennell	Allen	Henry	Davis	Ikner	Russell	Crumpton	Gilstrap
FAU	McLendon	Carter	Staten	Fennell	Blunt	Henry	Davis	Ikner	Russell	Crumpton	Gilstrap
Louisiana	McLendon	Dangerfield	Staten	Fennell	Blunt	Henry	Davis	Ikner	Russell	Crumpton	Gilstrap
Tennessee	McLendon	Carter	Staten	Fennell	Blunt	Loreus	Davis	Ikner	Russell	Seamster	Gilstrap
Louisiana-Monroe	McLendon	D. Jones (lb)	Staten	Fennell	Blunt	Loreus	Davis	Ikner	Russell	Seamster	Gilstrap
Arkansas State	McLendon	Dangerfield	Staten	Bastien	Blunt	Loreus	Davis	Ikner	Russell	Crumpton	Edwards
FIU	McLendon	Dangerfield	Staten	Bastien	Blunt	Loreus	Davis	Ikner	Russell	Crumpton	Edwards
North Texas	McLendon	Dangerfield	Staten	Bastien	Blunt	Loreus	Davis	Ikner	Guerra	Seamster	Edwards

■ MIDDLE TENNESSEE SCORING DRIVES

■ OPPONENT SCORING DRIVES

OPPONENT	NO OF PLAYS	TOTAL YARDS	DRIVE TIME	SCORE TYPE	SCORE TIME/QTR	DRIVE START	SCORING PLAY
Purdue	3	22	1:27	TD	8:19/1st	+22	Beyah 26 rec
Purdue	8	95	2:40	TD	2:10/2nd	5	McDonald 21 rec
Purdue	6	12	1:14	FG	13:58/4th	38	Gendreau 42 FG
Purdue	8	60	2:18	TD	9:26/4th	40	Cunningham 2 run
GT	11	68	3:41	TD	3:12/2nd	32	Kyles 15 run
GT	5	38	1:32	TD	12:57/4th	+38	Cunningham 1 run
GT	9	68	2:23	TD	:53/4th	32	McDonald 18 rec
Troy	2	81	:42	TD	5:46/1st	19	Whatley 82 rec
Troy	4	60	1:54	TD	8:19/2nd	40	McDonald 50 rec
Troy	10	80	3:36	TD	:55/2nd	20	Cunningham 37 rec
Troy	11	82	3:56	TD	10:19/3rd	18	Beyah 30 rec
Troy	9	95	1:58	TD	3:18/4th	5	Amos 34 rec
Memphis	12	58	4:04	TD	9:34/2nd	42	Beyah 5 rec
Memphis	4	1	1:31	FG	1:39/2nd	+5	Gendreau 21 FG
Memphis	7	59	3:17	TD	3:16/3rd	41	Beyah 36 rec
Memphis	2	66	:34	TD	7:19/4th	34	Kyles 59 run
Memphis	8	67	2:27	TD	3:14/4th	33	Beyah FR
Memphis	7	94	1:30	TD	:11/4th	6	Amos 33 rec
WKU	10	69	3:04	TD	7:37/1st	31	Kilgore 2 run
WKU	4	75	:53	TD	10:17/3rd	25	Kyles 25 run
WKU	9	68	2:39	FG	9:23/4th	27	Gendreau 22 FG
WKU	15	86	4:15	TD	4:55/4th	14	Amos 8 rec
WKU	1	25	0:00	TD	0:00/OT1	+25	McDonald 25 rec
WKU	6	19	0:00	FG	0:00/OT2	+25	Gendreau 23 FG
FAU	8	63	2:43	TD	12:17/1st	37	Beyah 20 rec
FAU	10	80	3:02	TD	6:18/1st	20	Blissard 5 rec
FAU	6	68	1:26	TD	3:17/1st	32	Banks 23 rec
FAU	4	6	1:22	FG	7:50/3rd	+32	Gendreau 32 FG
FAU	2	13	:32	TD	4:13/3rd	+13	Pratcher 12 run
FAU	10	54	4:16	TD	2:23/4th	46	Griswold 1 run
UL	5	59	1:38	TD	11:47/3rd	41	Pratcher 6 run
UL	7	61	2:30	TD	14:14/4th	39	Beyah 14 rec
UL	9	66	3:10	TD	2:33/4th	34	Griswold 13 run
ULM	10	62	3:02	TD	3:45/2nd	38	McDonald 19 rec
ULM	7	64	2:12	TD	12:48/3rd	36	Jefferson 14 rec
ASU				Safety	5:42/1st		Team
ASU	13	80	3:11	TD	2:43/2nd	20	Cunningham 1 run
ASU	4	5	:48	FG	1:35/2nd	+14	Gendreau 26 FG
ASU	1	12	:05	TD	:44/2nd	+12	McDonald 12 rec
FIU	7	32	2:50	FG	8:50/2nd	48	Gendreau 37 FG
FIU	12	59	4:16	FG	2:56/2nd	33	Gendreau 25
FIU	13	96	3:24	TD	6:55/4th	4	Cunningham 1 run
FIU	12	81	3:27	TD	:19/4th	19	Whatley 1 run
NT	5	61	2:15	TD	7:40/4th	39	Griswold 20 rec

OPPONENT	NO OF PLAYS	TOTAL YARDS	DRIVE TIME	SCORE TYPE	SCORE TIME/QTR	DRIVE START	SCORING PLAY
Purdue	8	30	2:27	FG	5:52/1st	38	Wiggs 50 FG
Purdue	7	98	4:17	TD	7:32/2nd	2	Crank 2 rec
Purdue	7	58	2:07	TD	11:44/4th	42	Shavers 30 run
Purdue	9	39	3:29	FG	5:57/4th	30	Wiggs 47 FG
Purdue	11	85	3:04	TD	:49/4th	15	Edison 35 rec
GT	1	73	:14	TD	14:46/1st	27	Zenon 73 rec
GT	17	98	9:25	TD	4:10/1st	2	Washington 2 run
GT	1	71	:11	TD	2:12/1st	29	Hill 71 rec
GT	7	90	3:24	TD	10:45/2nd	10	Washington 7 run
GT	11	85	6:00	TD	7:36/3rd	15	Smith 2 run
GT	8	63	4:13	TD	1:27/3rd	37	Days 5 run
GT	16	73	9:41	TD	3:16/4th	27	Days 1 run
Troy				TD	14:04/2nd		Pickett 62 FR
Troy	10	68	3:48	TD	4:31/2nd	32	Robinson 8 rec
Troy	2	59	:45	TD	14:15/3rd	41	Thomas 46 rec
Troy	9	68	3:02	FG	7:17/3rd	21	Taylor 28 FG
Troy	1	75	:11	TD	1:11/3rd	25	Worthy 75 rec
Troy	7	64	2:17	TD	10:25/4th	36	Anderson 8 run
Memphis	9	76	4:16	TD	10:44/1st	24	Foster 7 run
Memphis	4	-1	4:40	FG	3:52/1st	18	Henriques 30 FG
Memphis	6	69	2:12	TD	13:38/2nd	31	Reed 7 run
Memphis	11	71	6:01	TD	7:53/4th	29	Foster 2 run
Memphis	5	79	1:33	TD	1:41/4th	21	Malone 23 rec
WKU	11	60	6:31	TD	1:06/1st	40	Jones 1 run
WKU				TD	5:40/3rd		Team Safety
WKU	4	37	2:07	TD	:35/3rd	+37	Rainey 10 run
WKU				TD	9:10/4th		Evans 90 KO Ret
WKU	7	25	0:00	TD	0:00/OT1	+25	Jones 1 run
WKU	5	25	0:00	TD	0:00/OT2	+25	Rainey 7 rec
FAU	5	79	1:43	TD	9:57/2nd	21	Williams 5 rec
FAU	5	27	1:21	TD	12:59/4th	+27	Curtis 1 run
UL	9	84	3:30	TD	7:23/1st	16	Sugent 16 run
UL				TD	6:17/1st		Lewis 55 INT
UL	11	90	4:36	TD	2:15/2nd	10	Harris 4 run
UL	3	88	1:35	TD	13:25/3rd	12	Gautier 80 run
UL	4	64	1:25	TD	10:22/3rd	36	Lawson 39 rec
UL	8	39	3:29	FG	1:44/3rd	40	Baer 38 FG
UL	11	71	5:07	TD	5:43/4th	29	Harris 4 run
UT	3	7	1:17	TD	9:05/1st	+7	Poole 1 run
UT	7	89	3:34	TD	2:24/1st	11	Rogers 47 rec
UT	15	86	7:52	TD	7:39/2nd	14	Poole 7 run
UT	6	38	:40	FG	0:00/2nd	+41	Brodus 21 FG
ULM	6	38	2:30	TD	12:30/1st	+38	Browning 3 run
ULM	6	52	2:43	TD	8:39/1st	48	Edwards 17 run
ULM	13	57	5:52	TD	2:34/1st	43	Leonard 12 rec
ULM	5	85	2:07	TD	13:55/2nd	15	Hamm 50 rec
ULM	5	65	2:10	TD	9:48/2nd	35	Edwards 41 run
ULM	8	70	3:04	TD	3:28/3rd	30	Edwards 31 run
ASU	3	66	:44	TD	14:16/1st	34	Frampton 26 rec
ASU	2	19	:33	TD	:44/1st	+19	Kincy 21 rec
ASU	6	70	1:50	TD	7:35/2nd	30	Jackson 8 run
ASU	5	43	1:13	FG	5:54/2nd	49	Davis 24 FG
ASU	10	57	4:37	TD	9:22/3rd	43	Jackson 2 run
ASU	2	39	:40	TD	3:49/3rd	+39	Robertson 30 run
ASU	11	77	3:31	TD	7:54/4th	23	Aplin 2 run
FIU	14	84	7:32	TD	2:30/1st	16	Faucher 5 rec
FIU	3	7	1:38	TD	7:12/2nd	+7	Rhodes 1 run
FIU	7	51	3:30	TD	5:46/2nd	49	Hilton 2 rec
FIU	3	26	1:03	TD	:49/3rd	+26	Harden 1 run
FIU	7	37	3:09	FG	3:46/4th	+44	Griffin 25 FG
NT	9	54	4:39	TD	10:21/1st	46	Thompson 1 run
NT	6	67	2:59	TD	3:38/1st	33	Dunbar 1 run
NT	3	22	1:24	TD	14:23/2nd	+22	Dunbar 26 run
NT	8	79	4:11	TD	5:38/2nd	21	Dunbar 5 run
NT	4	21	:33	FG	:45/2nd	+44	Olen 40 FG
NT	8	66	3:54	TD	10:14/3rd	34	Dunbar 14 run
NT	7	54	3:46	TD	4:30/3rd	46	Hamilton 1 run
NT				TD			Herron block punt
NT	8	58	4:14	TD	9:55/4th	42	Byrd 2 run

## MIDDLE TENNESSEE LONG PLAYS (30 OR MORE YDS)

Yards	Type	Player(s)	Opponent
*82	Pass	Whatley, Reggie from Kilgore, Logan	Troy
64	INT	Russell, Eric	FAU
*59	Rush	Kyles, D.D.	Memphis
*50	Pass	McDonald, S. from Kilgore, Logan	Troy
47	Pass	Griswold, Kyle from Kilgore, Logan	FIU
46	INT	Ikner, Arness	Arkansas State
40	KR	Russell, Eric	Purdue
38	PR	Russell, Eric	FIU
38	KR	Russell, Eric	Georgia Tech
38	KR	Russell, Eric	Georgia Tech
37	KR	Russell, Eric	Louisiana
*37	Pass	Cunningham, B. from Kilgore, Logan	Troy
37	Pass	Griswold, Kyle from Kilgore, Logan	WKU
37	Rush	Pratcher, W.	Louisiana
*36	Pass	Beyah, Malcolm from Kilgore, Logan	Memphis
36	Pass	McDonald, S. from Murphy, Jeff	FAU
35	Pass	Pratcher, W. from Kilgore, Logan	Louisiana
35	FR	Edwards, T.L.	Arkansas State
35	KR	Russell, Eric	Memphis
34	Pass	Mason, Tyler from Murphy, Jeff	FAU
34	Pass	Griswold, Kyle from Kilgore, Logan	FIU
34	INT	Russell, Eric	Purdue
*34	Pass	Amos, Anthony from Kilgore, Logan	Troy
*33	Pass	Amos, Anthony from Kilgore, Logan	Memphis
33	Rush	Pratcher, W.	WKU
32	INT	Edwards, T.L.	Troy
31	KR	Gilstrap, Kenneth	North Texas
31	KR	Russell, Eric	Memphis
*30	Pass	Beyah, Malcolm from Kilgore, Logan	Troy

\* touchdown scored on play

## GAME-OPENING DRIVES

OPPONENT	MIDDLE TENNESSEE				OPPONENTS			
	PTS	1ST DNS	YDS	RES	PTS	1ST DNS	YDS	RES
Purdue	0	2	38	Punt	0	1	16	Punt
Georgia Tech	0	1	14	Punt	7	5	98	TD
Troy	0	0	5	Punt	0	1	9	Punt
Memphis	0	1	31	Punt	7	5	76	TD
WKU	7	5	69	TD	0	2	47	MFG
FAU	7	3	63	TD	0	1	19	Punt
UL	0	0	5	Punt	0	1	36	Fum
UT	0	0	8	Punt	0	1	19	Punt
ULM	0	0	12	Fumble	7	2	38	TD
ASU	0	3	49	Downs	8	2	66	TD
FIU	0	3	42	Punt	0	2	35	Punt
UNT	0	0	-8	Punt	7	4	54	TD

## SECOND HALF-OPENING DRIVES

OPPONENT	MIDDLE TENNESSEE				OPPONENTS			
	PTS	1ST DNS	YDS	RES	PTS	1ST DNS	YDS	RES
Purdue	0	1	29	Punt	0	2	23	Punt
Georgia Tech	0	0	5	Punt	7	5	85	TD
Troy	7	2	59	TD	7	4	82	TD
Memphis	0	1	13	Punt	0	3	38	Dow
WKU	0	1	13	Punt	0	1	20	Punt
FAU	0	1	15	Punt	0	0	32	Fum
UL	7	2	59	TD	7	1	88	TD
UT	0	3	52	Downs	0	0	-13	Punt
ULM	7	4	64	TD	0	0	9	Punt
ASU	0	0	-1	Punt	7	3	57	TD
FIU	0	2	27	Punt	0	1	18	Punt
UNT	0	0	-3	Punt	7	2	66	TD

## THIRD DOWN CONVERSIONS

Date	Opponent	Result	Score	Overall	Pct.	1st Qtr	Pct.	2nd Qtr	Pct.	3rd Qtr	Pct.	4th Qtr	Pct.	OT	Pct.	
Sep 3	at Purdue	L	24-27	7-17	41.2%	2-5	40.0%	1-3	33.3%	1-3	33.3%	3-6	50.0%			
Sep 10	Georgia Tech	L	21-49	6-13	46.2%	0-3	0.0%	3-4	75.0%	1-4	25.0%	2-2	100.0%			
Sep 24	at Troy	L	35-38	9-20	45.0%	0-3	0.0%	4-6	66.7%	2-5	40.0%	3-6	50.0%			
Oct 1	Memphis	W	38-31	8-16	50.0%	1-3	33.3%	2-5	40.0%	2-4	50.0%	3-4	75.0%			
Oct 6	WKU	L	33-36	3-12	25.0%	0-1	0.0%	1-2	50.0%	0-2	0.0%	2-6	33.3%	0-1	0.0%	
Oct 22	at FAU	W	38-14	6-17	35.3%	3-3	100.0%	1-5	20.0%	0-4	0.0%	2-5	40.0%			
Oct 29	Louisiana	L	20-45	9-18	50.0%	2-5	40.0%	3-6	50.0%	2-4	50.0%	2-3	66.7%			
Nov. 5	at Tennessee	L	0-24	3-11	27.3%	1-4	25.0%	0-3	0.0%	1-3	33.3%	1-1	100.0%			
Nov 12	at ULM	L	14-42	10-19	52.6%	1-2	50.0%	2-5	40.0%	3-6	50.0%	4-6	66.7%			
Nov 19	Arkansas State	L	19-45	5-19	26.3%	2-5	40.0%	2-6	33.3%	1-5	20.0%	0-3	0.0%			
Nov 26	FIU	L	18-31	7-17	41.2%	2-3	66.7%	2-5	40.0%	1-4	25.0%	2-5	40.0%			
Dec 3	at North Texas	L	7-59	5-18	27.8%	0-4	0.0%	3-6	50.0%	0-4	0.0%	2-4	50.0%			
<b>Middle Tennessee</b>				<b>78-197</b>	<b>39.6%</b>	<b>14-41</b>	<b>34.1%</b>	<b>24-56</b>	<b>42.9%</b>	<b>14-48</b>	<b>29.2%</b>	<b>26-51</b>	<b>51.0%</b>	<b>0-1</b>	<b>0.0%</b>	
<b>Opponents</b>				<b>95-194</b>	<b>49.0%</b>	<b>23-47</b>	<b>48.9%</b>	<b>26-54</b>	<b>48.1%</b>	<b>19-42</b>	<b>45.2%</b>	<b>25-49</b>	<b>51.0%</b>	<b>2-2100.0%</b>		

## RED ZONE

Opponent	Score	Times In RZ	Times Scored	Total Pts	TDs	Rush TDs	Pass TDs	FGs Made	FGA	Failed to Score Inside RZ				Half	Game
										Downs	Int	Fumb			
Purdue	24-27	1	1	7	1	1	0	0	0	0	0	0	0	0	0
Georgia Tech	21-49	3	3	21	3	2	1	0	0	0	0	0	0	0	0
Troy	35-38	1	0	0	0	0	0	0	0	1	0	0	0	0	0
Memphis	38-31	2	2	10	1	0	1	1	0	0	0	0	0	0	0
WKU	33-36	6	4	20	2	1	1	2	1	0	1	0	0	0	0
FAU	38-14	6	4	24	3	2	1	1	0	1	1	0	0	0	0
UL	20-45	4	3	20	3	2	1	0	0	0	0	1	0	0	0
UT	0-24	1	0	0	0	0	0	0	0	1	0	0	0	0	0
ULM	14-42	6	2	14	2	0	2	0	0	4	0	0	0	0	0
ASU	19-45	4	3	17	2	1	1	1	0	1	0	0	0	0	0
FIU	18-31	4	4	18	2	2	0	2	0	0	0	0	0	0	0
UNT	7-59	2	1	7	1	0	1	0	0	0	0	1	0	0	0
<b>Totals</b>															
<b>27 of 40 (67.5%)</b>															



**INDIVIDUAL GAME HIGHS**

Rushes	23	Pratcher, W. at FAU (Oct 22, 2011)
Yards Rushing	125	Pratcher, W. at FAU (Oct 22, 2011)
TD Rushes	1	Cunningham, B. at Purdue (Sep 03, 2011) Kyles, D.D. vs Georgia Tech (Sep 10, 2011) Cunningham, B. vs Georgia Tech (Sep 10, 2011) Beyah, Malcolm vs Memphis (Oct 1, 2011) Kyles, D.D. vs Memphis (Oct 1, 2011) Kyles, D.D. vs WKU (Oct 6, 2011) Kilgore, Logan vs WKU (Oct 6, 2011) Griswold, Kyle at FAU (Oct 22, 2011) Pratcher, W. at FAU (Oct 22, 2011) Pratcher, W. vs Louisiana (Oct 29, 2011) Griswold, Kyle vs Louisiana (Oct 29, 2011) Cunningham, B. vs Arkansas State (Nov 19, 2011) Cunningham, B. vs FIU (Nov 26, 2011) Whatley, Reggie vs FIU (Nov 26, 2011)
Long Rush	59	Kyles, D.D. vs Memphis (Oct 1, 2011)
Pass attempts	49	Kilgore, Logan vs WKU (Oct 6, 2011)
Pass completions	28	Kilgore, Logan at Troy (Sep 24, 2011) Kilgore, Logan at FAU (Oct 22, 2011) Murphy, Jeff vs Arkansas State (Nov 19, 2011)
Yards Passing	415	Kilgore, Logan at Troy (Sep 24, 2011)
TD Passes	5	Kilgore, Logan at Troy (Sep 24, 2011)
Long Pass	82	Kilgore, Logan at Troy (Sep 24, 2011)
Receptions	9	Jefferson, T. at ULM (Nov 12, 2011)
Yards Receiving	104	Griswold, Kyle vs FIU (Nov 26, 2011)
TD Receptions	2	Beyah, Malcolm vs Memphis (Oct 1, 2011)
Long Reception	82	Whatley, Reggie at Troy (Sep 24, 2011)
Field Goals	2	Gendreau, Alan vs WKU (Oct 6, 2011) Gendreau, Alan vs FIU (Nov 26, 2011)
Long Field Goal	42	Gendreau, Alan at Purdue (Sep 03, 2011)
Punts	6	Toulson, N. at Troy (Sep 24, 2011) Toulson, N. vs Arkansas State (Nov 19, 2011)
Punting Avg	54.5	Davis, Josh vs Arkansas State (Nov 19, 2011)
Long Punt	62	Davis, Josh vs Arkansas State (Nov 19, 2011)
Punts inside 20	3	Toulson, N. vs Memphis (Oct 1, 2011) Toulson, N. at FAU (Oct 22, 2011) Toulson, N. vs Louisiana (Oct 29, 2011)
Long Punt Return	38	Russell, Eric vs FIU (Nov 26, 2011)
Long Kickoff Return	40	Russell, Eric at Purdue (Sep 03, 2011)
Tackles	13	Russell, Eric at Purdue (Sep 03, 2011)
Sacks	1.0	Allen, Craig at Purdue (Sep 03, 2011) Gasque, L. at Purdue (Sep 03, 2011) Moore, Morris vs Georgia Tech (Sep 10, 2011) Gasque, L. at Troy (Sep 24, 2011) McLendon, Omar at Troy (Sep 24, 2011) Gasque, L. vs WKU (Oct 6, 2011) Davis, Darin vs WKU (Oct 6, 2011) Gasque, L. at FAU (Oct 22, 2011) McLendon, Omar at FAU (Oct 22, 2011) Staten, Jimmy at FAU (Oct 22, 2011) Gasque, L. vs Louisiana (Oct 29, 2011) Gasque, L. at Tennessee (Nov 5, 2011) Gasque, L. vs Arkansas State (Nov 19, 2011) Nolan, Dearco vs Arkansas State (Nov 19, 2011) Dangerfield, K. vs Arkansas State (Nov 19, 2011)
Tackles For Loss	3.0	Russell, Eric at Tennessee (Nov 5, 2011)
Interceptions	1	Russell, Eric at Purdue (Sep 03, 2011) Edwards, T.L. at Troy (Sep 24, 2011) Russell, Eric at FAU (Oct 22, 2011) Ikner, Arness vs Arkansas State (Nov 19, 2011)

**TEAM GAME HIGHS**

Rushes	48	at FAU (Oct 22, 2011)
Yards Rushing	206	vs WKU (Oct 6, 2011)
Yards Per Rush	6.1	vs Memphis (Oct 1, 2011)
TD Rushes	2	vs Georgia Tech (Sep 10, 2011) vs Memphis (Oct 1, 2011) vs WKU (Oct 6, 2011) at FAU (Oct 22, 2011) vs Louisiana (Oct 29, 2011) vs FIU (Nov 26, 2011)
Pass attempts	52	at ULM (Nov 12, 2011)
Pass completions	32	at ULM (Nov 12, 2011)
Yards Passing	415	at Troy (Sep 24, 2011)
Yards Per Pass	8.6	at Troy (Sep 24, 2011)
TD Passes	5	at Troy (Sep 24, 2011)
Total Plays	90	at Troy (Sep 24, 2011) at FAU (Oct 22, 2011) at ULM (Nov 12, 2011)
Total Offense	582	at Troy (Sep 24, 2011)
Yards Per Play	6.5	at Troy (Sep 24, 2011)
Points	38	vs Memphis (Oct 1, 2011) at FAU (Oct 22, 2011)
Sacks By	4	at Purdue (Sep 03, 2011) at FAU (Oct 22, 2011)
First Downs	29	vs WKU (Oct 6, 2011)
Penalties	8	vs Arkansas State (Nov 19, 2011)
Penalty Yards	78	vs Arkansas State (Nov 19, 2011)
Turnovers	3	vs Georgia Tech (Sep 10, 2011) vs WKU (Oct 6, 2011) at FAU (Oct 22, 2011) vs Louisiana (Oct 29, 2011) at Tennessee (Nov 5, 2011) at ULM (Nov 12, 2011) at North Texas (Dec 03, 2011)
Interceptions By	1	at Purdue (Sep 03, 2011)

Punts	8	at Troy (Sep 24, 2011) at FAU (Oct 22, 2011) vs Arkansas State (Nov 19, 2011) vs Arkansas State (Nov 19, 2011) at North Texas (Dec 03, 2011)
Punting Avg	46.3	vs Georgia Tech (Sep 10, 2011)
Long Punt	62	vs Arkansas State (Nov 19, 2011)
Punts inside 20	4	vs Louisiana (Oct 29, 2011)
Long Punt Return	38	vs FIU (Nov 26, 2011)

**OPPONENT INDIVIDUAL GAME HIGHS**

Rushes	40	Dunbar, Lance, at North Texas (Dec 03, 2011)
Yards Rushing	313	Dunbar, Lance, at North Texas (Dec 03, 2011)
TD Rushes	4	Dunbar, Lance, at North Texas (Dec 03, 2011)
Long Rush	80	Gautier, Blaine, vs Louisiana (Oct 29, 2011)
Pass attempts	38	Corey Robinson, at Troy (Sep 24, 2011)
Pass completions	25	Reed, Taylor, vs Memphis (Oct 1, 2011)
Yards Passing	348	Aplin, Ryan, vs Arkansas State (Nov 19, 2011) Corey Robinson, at Troy (Sep 24, 2011)
TD Passes	3	Corey Robinson, at Troy (Sep 24, 2011)
Long Pass	75	Corey Robinson, at Troy (Sep 24, 2011)
Receptions	10	Rehrer, Tanner, vs Memphis (Oct 1, 2011) Frampton, D., vs Arkansas State (Nov 19, 2011) Frampton, D., vs Arkansas State (Nov 19, 2011) Edison, A., at Purdue (Sep 03, 2011) Crank, Jared, at Purdue (Sep 03, 2011) Hill, S., vs Georgia Tech (Sep 10, 2011) Zenon, L., vs Georgia Tech (Sep 10, 2011) Jaquon Robinson, at Troy (Sep 24, 2011) Eric Thomas, at Troy (Sep 24, 2011) Chandler Worthy, at Troy (Sep 24, 2011) Malone, Keiwone, vs Memphis (Oct 1, 2011) Rainey, Bobby, vs WKU (Oct 6, 2011) Williams, Darrian, at FAU (Oct 22, 2011) Lawson, Javone, vs Louisiana (Oct 29, 2011) Rogers, D., at Tennessee (Nov 5, 2011) Hamm, Je'Ron, at ULM (Nov 12, 2011) Leonard, Brent, at ULM (Nov 12, 2011) Frampton, D., vs Arkansas State (Nov 19, 2011) Kincy, Anthony, vs Arkansas State (Nov 19, 2011) Faucher, Jon, vs FIU (Nov 26, 2011) Hilton, T.Y., vs FIU (Nov 26, 2011) Chandler Worthy, at Troy (Sep 24, 2011)
Yards Receiving	141	Frampton, D., vs Arkansas State (Nov 19, 2011)
TD Receptions	1	Wiggs, Carson, at Purdue (Sep 03, 2011)
Long Reception	75	Wiggs, Carson, at Purdue (Sep 03, 2011)
Field Goals	2	Wiggs, Carson, at Purdue (Sep 03, 2011)
Long Field Goal	50	Wiggs, Carson, at Purdue (Sep 03, 2011)
Punts	8	Brakefield, H., vs WKU (Oct 6, 2011)
Punting Avg	52.0	Poole, S., vs Georgia Tech (Sep 10, 2011)
Long Punt	62	Hornsey, Tom, vs Memphis (Oct 1, 2011)
Punts inside 20	4	Brakefield, H., vs WKU (Oct 6, 2011)
Long Punt Return	21	Frampton, D., vs Arkansas State (Nov 19, 2011)
Long Kickoff Return	90	Evans, John, vs WKU (Oct 6, 2011)
Tackles	14	Holland, Joe, at Purdue (Sep 03, 2011) Hinds, David, at FAU (Oct 22, 2011)
Sacks	1.5	J. Massaquoi, at Troy (Sep 24, 2011)
Tackles For Loss	3.0	J. Massaquoi, at Troy (Sep 24, 2011) Holmes, Jausean, vs Arkansas State (Nov 19, 2011)
Interceptions	1	Beckford, D., at Purdue (Sep 03, 2011) Johnson, L., vs Georgia Tech (Sep 10, 2011) Brannon Bryan, at Troy (Sep 24, 2011) Davis, Akeem, vs Memphis (Oct 1, 2011) Brooks, Derrius, vs WKU (Oct 6, 2011) Jackson, Andrew, vs WKU (Oct 6, 2011) Reaser, Keith, at FAU (Oct 22, 2011) Harstad, B., at FAU (Oct 22, 2011) Lewis-Buchanan, vs Louisiana (Oct 29, 2011) White, Melvin, vs Louisiana (Oct 29, 2011) Gordon, E., at Tennessee (Nov 5, 2011) Johnson, Aus., at Tennessee (Nov 5, 2011) Eddie, Vincent, at ULM (Nov 12, 2011) Halley, Justin, vs FIU (Nov 26, 2011) Hickman, Greg, vs FIU (Nov 26, 2011)

**OPPONENT TEAM GAME HIGHS**

Rushes	69	at North Texas (Dec 03, 2011)
Yards Rushing	464	at North Texas (Dec 03, 2011)
Yards Per Rush	6.7	at North Texas (Dec 03, 2011)
TD Rushes	7	at North Texas (Dec 03, 2011)
Pass attempts	42	at Troy (Sep 24, 2011)
Pass completions	29	vs Arkansas State (Nov 19, 2011)
Yards Passing	347	at Troy (Sep 24, 2011)
Yards Per Pass	21.4	vs Georgia Tech (Sep 10, 2011)
TD Passes	3	at Troy (Sep 24, 2011)
Total Plays	92	vs Arkansas State (Nov 19, 2011)
Total Offense	596	vs Georgia Tech (Sep 10, 2011)
Yards Per Play	7.9	vs Georgia Tech (Sep 10, 2011)
Points	59	at North Texas (Dec 03, 2011)
Sacks By	2	at Troy (Sep 24, 2011)
First Downs	29	vs Georgia Tech (Sep 10, 2011) vs Arkansas State (Nov 19, 2011)
Penalties	11	at Purdue (Sep 03, 2011) vs WKU (Oct 6, 2011)
Penalty Yards	95	at Purdue (Sep 03, 2011)
Turnovers	7	at FAU (Oct 22, 2011)
Interceptions By	2	vs WKU (Oct 6, 2011) at FAU (Oct 22, 2011) vs Louisiana (Oct 29, 2011) at Tennessee (Nov 5, 2011) vs FIU (Nov 26, 2011)
Punts	8	vs WKU (Oct 6, 2011)
Punting Avg	52.0	vs Georgia Tech (Sep 10, 2011)
Long Punt	62	vs Memphis (Oct 1, 2011)
Punts inside 20	5	at Purdue (Sep 03, 2011)
Long Punt Return	21	vs Arkansas State (Nov 19, 2011)

## ■ THE LAST TIME

### MIDDLE TENNESSEE

**SHUT OUT AN OPPONENT:** September 30, 2006, at North Texas. Score: 35-0

**HAD AN OFFENSIVE DRIVE OF 90 OR MORE YARDS:** November 26, 2011 vs FIU (96 yards, TD)

**RUSHED FOR MORE THAN 300 YARDS:** September 11, 2010, vs Austin Peay (353 yards)

**RUSHED FOR MORE THAN 400 YARDS:** November 7, 1998, vs Tennessee-Martin (469 yards)

**PASSED FOR MORE THAN 300 YARDS:** September 24, 2011, vs Troy (415 yards)

**HAD MORE THAN 500 YARDS TOTAL OFFENSE:** September 24, 2011, vs Troy (582 yards)

**HAD MORE THAN 600 YARDS TOTAL OFFENSE:** September 11, 2010, vs Austin Peay (654 yards)

**SCORED MORE THAN 50 POINTS:** September 11, 2010, vs Austin Peay (56 points)

**SCORED ON ITS FIRST PLAY FROM SCRIMMAGE:** November 18, 2006 vs South Carolina (Clint Marks to Desmond Gee for 73 yards)

**FAILED TO HAVE AT LEAST 150 YARDS OF TOTAL OFFENSE:** September 15, 2007 vs LSU (90 yards)

**FAILED TO RUSH FOR MORE THAN 100 YARDS:** November 19, 2011 vs Arkansas State (35 carries, 80 yards)

**FAILED TO PASS FOR MORE THAN 100 YARDS:** December 3, 2011 vs North Texas (91 yards)

**HELD AN OPPONENT TO LESS THAN 100 YARDS RUSHING:** November 27, 2010, vs FAU (55 yards)

**HELD AN OPPONENT TO LESS THAN 100 YARDS PASSING:** December 3, 2011, at North Texas (23 yards)

**HELD AN OPPONENT TO LESS THAN 200 YARDS TOTAL OFFENSE:** October 20, 2007, vs Arkansas State (138 yards)

**HELD AN OPPONENT TO LESS THAN 300 YARDS TOTAL OFFENSE:** October 22, 2011 vs FAU (276 yards)

**RETURNED A KICKOFF FOR A TOUCHDOWN:** November 20, 2010 vs WKU (Eric Russell - 97 yards)

**RETURNED OPENING KICKOFF FOR A TOUCHDOWN:** October 6, 2006 vs Louisville (Damon Nickson - 88 yards)

**RETURNED A PUNT FOR A TOUCHDOWN:** September 11, 2004 vs Akron (Kerry Wright - 75 yards)

**RETURNED A BLOCKED PUNT FOR A TOUCHDOWN:** October 31, 2009 vs FAU (Sherman Neal - 29 yards)

**BLOCKED AN OPPONENT PUNT:** November 19, 2011 vs ASU (Leighton Gasque)

**BLOCKED A FIELD GOAL:** October 6, 2011 vs WKU (Darin Davis and Shubert Bastien)

**RETURNED A PASS INTERCEPTION FOR A TOUCHDOWN:** October 23, 2010, vs ULM (Rod Issac - 70 yards)

**RETURNED A FUMBLE FOR A TOUCHDOWN:** November 20, 2010 vs WKU (Rod Issac - 100 yards)

**SCORED A SAFETY:** November 19, 2011, vs Arkansas State

**SCORED A 2-POINT CONVERSION:** October 11, 2008 vs FIU (Dwight Dasher run)

**SCORED ON OFFENSE, DEFENSE AND SPECIAL TEAMS:** November 20, 2010 vs WKU

**SCORED ON GAMES FINAL PLAY FOR WIN:** September 19, 2009 vs Maryland (19 FG by Alan Gendreau with 0:00 on clock) Final Score: MT 32, MD 71

**PLAYER RUSHED FOR MORE THAN 100 YARDS:** October 22, 2011, vs FAU (William Pratcher - 125 yards)

**TWO PLAYERS RUSHED FOR MORE THAN 100 YARDS:** November 7, 2009, vs FIU (D.D. Kyles - 110 yards and Dwight Dasher - 178)

**PLAYER RUSHED FOR MORE THAN 200 YARDS:** December 20, 2009, vs Southern Miss (Dwight Dasher - 201 yards)

**PLAYER HAD 100 OR MORE YARDS RECEIVING:** November 26, 2011 vs FIU (Kyle Griswold - 104 yards)

**TWO PLAYERS HAD 100 OR MORE RECEIVING YARDS:** October 24, 2009 (Chris McClover (149) & Harold Turner (113))

**PLAYED AN OVERTIME GAME:** October 6, 2011 vs WKU (WKU 36, MT 33; 2 OT)

### OPPONENT

**MIDDLE TENNESSEE WAS SHUT OUT:** November 5, 2011 vs Tennessee. Score: 24-0

**RUSHED FOR MORE THAN 250 YARDS:** December 3, 2011, by North Texas (464 yards)

**RUSHED FOR MORE THAN 400 YARDS:** December 3, 2011, by North Texas (464 yards)

**PASSED FOR MORE THAN 300 YARDS:** September 24, 2011, by Troy (347 yards)

**PASSED FOR MORE THAN 400 YARDS:** September 6, 2007 by Louisville (401 yards)

**HAD MORE THAN 500 YARDS TOTAL OFFENSE:** November 19, 2011, Arkansas State (536 yards)

**HAD MORE THAN 600 YARDS TOTAL OFFENSE:** November 3, 2007 vs ULM (624 yards)

**HELD MT TO LESS THAN 100 YARDS OF TOTAL OFFENSE:** September 15, 2007 vs LSU (90 yards)

**HELD MT TO LESS THAN 50 TOTAL RUSHING YARDS:** October 5, 2010, Troy (28 yards)

**HELD MT TO LESS THAN 100 TOTAL PASSING YARDS:** December 3, 2011 vs North Texas (91 yards)

**SCORED 50 POINTS:** November 2, 2010 by Arkansas State: Score: 51-24

**RETURNED A KICKOFF FOR A TOUCHDOWN:** October 6, 2011, by WKU (John Evans - 90 yards)

**RETURNED A PUNT FOR A TOUCHDOWN:** September 5, 2009, by Clemson (Jacoby Ford - 61 yards)

**SCORED ON A KICKOFF AND PUNT RETURN IN SAME GAME:** September 5, 2009, by Clemson

**RETURNED A BLOCKED PUNT FOR A TOUCHDOWN:** December 3, 2011, North Texas (Julian Herron)

**BLOCKED A PUNT:** December 3, 2011, North Texas (Lairamie Lee)

**BLOCKED A FIELD GOAL:** September 3, 2011, by Purdue (Ricardo Allen)

**BLOCKED A PAT:** October 6, 2011 by WKU

**RETURNED A PASS INTERCEPTION FOR A TOUCHDOWN:** October 29, 2011, by Louisiana-Lafayette (Devon Lewis-Buchanan - 55 yards)

**RETURNED A FUMBLE FOR A TOUCHDOWN:** September 24, 2011, vs Troy (Chris Pickett, Troy - 63 yards)


**SCORED A SAFETY:** October 6, 2011 by WKU


**PLAYER RUSHED FOR 100 YARDS:** December 3, 2011, North Texas (Lance Dunbar - 313 yards)

**HAD OVER 130 YARDS IN PUNT RETURNS:** September 5, 2009, by Clemson (5-135 yards)

## ■ 2011 PARTICIPATION CHART

No.	Name	GP/GS	Purdue	GT	Troy	UM	WKU	FAU	ULL	UT	ULM	ASU	FIU	UNT
35	Allen, Craig	9/5	START	START	START	START	START	...	...	...	XXX	XXX	XXX	XXX
86	Amos, Anthony	11/7	START	START	START	START	START	...	XXX	XXX	XXX	START	XXX	START
73	Anderson, I.	11/2	XXX	XXX	XXX	XXX	XXX	XXX	XXX	...	XXX	XXX	START	START
54	Anderson, Zeke	12/-	XXX	XXX	XXX	XXX	XXX	XXX	XXX	XXX	XXX	XXX	XXX	XXX
79	Bailey, Preston	7/4	...	XXX	...	...	XXX	XXX	START	START	START	START	...	...
83	Bamber, Jared	12/4	START	XXX	START	XXX	XXX	XXX	START	XXX	XXX	XXX	START	XXX
19	Banks, Andrew	10/-	XXX	XXX	XXX	XXX	XXX	XXX	XXX	...	XXX	XXX	XXX	...
55	Bastien, S.	12/3	XXX	XXX	XXX	XXX	XXX	XXX	XXX	XXX	XXX	START	START	START
4	Beyah, Malcolm	11/9	START	START	START	START	START	START	START	START	START	...	XXX	XXX
16	Blissard, Shane	12/2	XXX	XXX	XXX	XXX	XXX	XXX	XXX	START	START	XXX	XXX	XXX
33	Blunt, Roderic	12/6	XXX	XXX	XXX	XXX	XXX	XXX	START	START	START	START	START	START
50	Boss, Colin	12/11	XXX	START	START	START	START	START	START	START	START	START	START	START
34	Branton, M.	12/1	XXX	XXX	XXX	XXX	XXX	XXX	XXX	XXX	XXX	XXX	XXX	START
48	Brooks, J.	8/-	...	...	XXX	...	...	XXX	XXX	XXX	XXX	XXX	XXX	XXX
7	Burke, Khari	12/-	XXX	XXX	XXX	XXX	XXX	XXX	XXX	XXX	XXX	XXX	XXX	XXX
44	Carmichael, C.	10/4	START	START	START	...	...	START	XXX	XXX	XXX	XXX	XXX	XXX
51	Carter, SaCoby	11/4	XXX	XXX	START	START	START	XXX	XXX	START	XXX	...	XXX	XXX
53	Coleman, T.	11/-	XXX	XXX	XXX	XXX	XXX	XXX	XXX	XXX	XXX	...	XXX	XXX
24	Crumpton, D.	12/10	START	START	START	START	START	START	START	XXX	START	START	START	XXX
2	Cunningham, B.	8/6	START	START	START	START	...	...	...	...	XXX	XXX	START	START
96	Dangerfield, K.	12/7	START	START	START	XXX	XXX	XXX	START	XXX	XXX	START	START	START
59	Davis, Darin	12/11	START	START	START	START	START	START	XXX	START	START	START	START	START
36	Davis, Josh	11/-	XXX	XXX	XXX	XXX	XXX	...	XXX	XXX	XXX	XXX	XXX	XXX
26	Dixon, Marquise	6/-	XXX	XXX	XXX	XXX	XXX	...	...	...	...	...	...	...
6	Edwards, T.L.	12/6	START	START	START	XXX	XXX	XXX	XXX	XXX	XXX	START	START	START
17	Farmer, R.	12/-	XXX	XXX	XXX	XXX	XXX	XXX	XXX	XXX	XXX	XXX	XXX	XXX
97	Fennell, J.	9/9	START	START	START	START	START	START	START	START	START	...	...	...
40	Gasque, L.	12/-	XXX	XXX	XXX	XXX	XXX	XXX	XXX	XXX	XXX	XXX	XXX	XXX
38	Gendreau, Alan	12/-	XXX	XXX	XXX	XXX	XXX	XXX	XXX	XXX	XXX	XXX	XXX	XXX
18	Gilstrap, K.	12/6	XXX	XXX	XXX	START	START	START	START	START	START	XXX	XXX	XXX
80	Gray, Jamal	10/5	XXX	START	START	START	START	XXX	XXX	...	...	XXX	XXX	START
58	Grisham, Jesse	6/-	XXX	XXX	...	...	...	XXX	XXX	...	XXX	XXX	...	...
9	Griswold, Kyle	12/4	XXX	XXX	XXX	XXX	XXX	XXX	XXX	START	XXX	START	START	START
63	Groves, Quinton	9/-	...	XXX	...	XXX	XXX	XXX	XXX	...	XXX	XXX	XXX	XXX
31	Guerra, Denzell	12/1	XXX	XXX	XXX	XXX	XXX	XXX	XXX	XXX	XXX	XXX	XXX	START
61	Hamlin, J.	10/1	START	...	...	XXX	XXX	XXX	XXX	XXX	XXX	XXX	XXX	XXX
28	Henry, C.	12/3	XXX	XXX	XXX	START	START	XXX	START	XXX	XXX	XXX	XXX	XXX
21	Hogg, Robert	9/-	XXX	...	XXX	...	...	XXX	XXX	XXX	XXX	XXX	XXX	XXX
57	Hunt, Judd	3/-	...	XXX	...	...	...	XXX	...	...	XXX	...	...	...
5	Ikner, Arness	12/12	START	START	START	START	START	START	START	START	START	START	START	START
66	James, Micah	6/2	XXX	XXX	...	...	...	...	...	...	XXX	XXX	START	START
3	Jefferson, T.	12/7	XXX	START	XXX	XXX	START	START	START	XXX	START	START	START	XXX
22	Jones, David	11/1	XXX	XXX	XXX	XXX	XXX	XXX	XXX	XXX	START	XXX	...	XXX
32	Jones, Justin	3/-	...	...	XXX	XXX	XXX	...	...	...	...	...	...	...
10	Kilgore, Logan	11/10	START	START	START	START	START	START	START	START	START	...	XXX	START
23	Kyles, D.D.	7/-	XXX	XXX	XXX	XXX	XXX	...	...	...	XXX	...	XXX	...
43	Loreus, Gorby	12/5	XXX	XXX	XXX	XXX	XXX	XXX	XXX	START	START	START	START	START
13	Mason, Tyler	12/-	XXX	XXX	XXX	XXX	XXX	XXX	XXX	XXX	XXX	XXX	XXX	XXX
15	McDonald, S.	12/7	START	XXX	XXX	XXX	XXX	START	START	START	START	START	START	XXX
85	McLendon, Omar	12/12	START	START	START	START	START	START	START	START	START	START	START	START
60	McLeroy, B.	9/8	START	START	START	START	START	START	START	START	...	...	...	XXX
41	Mix, Kevin	12/-	XXX	XXX	XXX	XXX	XXX	XXX	XXX	XXX	XXX	XXX	XXX	XXX
98	Moore, Morris	8/-	...	XXX	...	XXX	...	XXX	XXX	...	XXX	XXX	XXX	XXX
12	Murphy, Jeff	9/2	...	XXX	...	XXX	XXX	XXX	...	XXX	XXX	START	START	XXX
89	Nolan, Dearco	11/1	XXX	...	XXX	XXX	XXX	XXX	START	XXX	XXX	XXX	XXX	XXX
95	Pope, Kevin	11/-	XXX	...	XXX	XXX	XXX	XXX	XXX	XXX	XXX	XXX	XXX	XXX
29	Pratcher, W.	12/5	XXX	XXX	XXX	START	START	START	XXX	XXX	START	START	XXX	XXX
42	Prudhomme, Juno	11/-	...	XXX	XXX	XXX	XXX	XXX	XXX	XXX	XXX	XXX	XXX	XXX
30	Roberts, S.	11/-	XXX	XXX	XXX	XXX	XXX	XXX	XXX	XXX	XXX	XXX	XXX	...
1	Russell, Eric	12/11	START	START	START	START	START	START	START	START	START	START	START	XXX
8	Seamster, Sammy	12/2	XXX	XXX	XXX	XXX	XXX	XXX	XXX	START	XXX	XXX	XXX	START
27	Sharpe, Chris	9/-	XXX	...	...	XXX	XXX	XXX	...	XXX	XXX	XXX	XXX	XXX
90	Staten, Jimmy	12/12	START	START	START	START	START	START	START	START	START	START	START	START
65	Stuart, Alex	12/12	START	START	START	START	START	START	START	START	START	START	START	START
49	Toulson, N.	12/-	XXX	XXX	XXX	XXX	XXX	XXX	XXX	XXX	XXX	XXX	XXX	XXX
37	Turner, Harold	8/-	XXX	XXX	XXX	XXX	XXX	...	...	...	XXX	XXX	XXX	...
46	Ugboaja, Max	12/-	XXX	XXX	XXX	XXX	XXX	XXX	XXX	XXX	XXX	XXX	XXX	XXX
77	Walker, Josh	11/8	START	START	START	START	START	START	...	XXX	START	START	XXX	XXX
56	Washington, N.	12/-	XXX	XXX	XXX	XXX	XXX	XXX	XXX	XXX	XXX	XXX	XXX	XXX
25	Whatley, Reggie	12/2	XXX	XXX	XXX	XXX	XXX	XXX	START	START	XXX	XXX	XXX	XXX
78	Williams, Mike	12/12	START	START	START	START	START	START	START	START	START	START	START	START

**Middle Tennessee 24**  
**Purdue 27**   
 Game 1 • Sept. 3, 2011 • Ross-Ade Stadium • West Lafayette, IN

**Middle Tennessee 21**  
**Georgia Tech 49**   
 Game 2 • Sept. 10, 2011 • Floyd Stadium • Murfreesboro, TN

**WEST LAFAYETTE, IN** - Middle Tennessee led for much of the day, but a last-minute touchdown and blocked field goal allowed Big Ten foe Purdue to escape with a 27-24 victory in front of 42,110 at Ross-Ade Stadium in West Lafayette, Ind. The Blue Raiders had one last chance to force the first overtime contest in the Rick Stockstill era but were denied on the game's final play.

Quarterback Logan Kilgore led the MT offense with 330 yards on 27-of-45 with two touchdowns and just one interception. He found nine different receivers, a pack paced by Tavarres Jefferson with a career-best seven catches for 61 yards. Malcolm Beyah, Sancho McDonald and Benny Cunningham collected four receptions apiece with Beyah topping the squad with 89 yards.

Cunningham was the leading ground gainer with 65 yards on 14 attempts. His total equaled exactly one-half of the Blue Raiders' team accumulation.

Eric Russell set the bar on the defense with 13 tackles, including 11 stops and one for loss which was a sack. He also grabbed the lone MT interception. Craig Allen was next with nine tackles, three more than T.L. Edwards' half dozen.

Score by Quarters	1	2	3	4	Score
Middle Tennessee	7	7	0	10	24
Purdue	3	7	0	17	27

1st	08:19	MT	Beyah 26 pass from Kilgore (Gendreau kick), 3-22, 1:27
	5:52	PU	Wiggs 50 FG, 8-30, 2:27
2nd	7:32	PU	Crank 2 pass from TerBush (Wiggs kick), 7-98, 4:17
	2:10	MT	McDonald 21 pass from Kilgore (Gendreau kick), 8-95, 2:40
4th	13:58	MT	Gendreau 42 FG, 6-12, 1:14
	11:44	PU	Shavers 30 run (Wiggs kick), 7-58, 2:07
	9:26	MT	Cunningham 2 run (Gendreau kick), 8-60, 2:18
	5:57	PU	Wiggs 47 FG, 9-39, 3:29
	:49	PU	Edison 35 pass from TerBush (Wiggs kick), 11-85, 3:04

	MT	Purdue
FIRST DOWNS	24	24
Rushing	7	13
Passing	16	10
Penalty	1	1
NET YARDS RUSHING	130	200
Rushing Attempts	33	46
Average Per Rush	3.9	4.3
Rushing Touchdowns	1	1
Yards Gained Rushing	137	217
Yards Lost Rushing	7	17
NET YARDS PASSING	330	220
Completions-Attempts-Int	27-47-1	19-35-1
Average Per Attempt	7.0	6.3
Average Per Completion	12.2	11.6
Passing Touchdowns	2	2
TOTAL OFFENSE YARDS	460	420
Total offense plays	80	81
Average Gain Per Play	5.8	5.2
Fumbles: Number-Lost	0-0	2-1
Penalties: Number-Yards	7-65	11-95
PUNTS-YARDS	7-284	7-327
Average Yards Per Punt	40.6	46.7
Net Yards Per Punt	36.6	40.7
Inside 20	3	5
50+ Yards	0	3
Touchbacks	0	0
Fair catch	2	1
KICKOFFS-YARDS	5-283	6-420
Average Yards Per Kickoff	56.6	70.0
Net Yards Per Kickoff	37.4	45.8
Touchbacks	0	3
Punt returns: Number-Yards-TD	3-42-0	3-28-0
Average Per Return	14.0	9.3
Kickoff returns: Number-Yds-TD	3-85-0	4-96-0
Average Per Return	28.3	24.0
Interceptions: Number-Yds-TD	1-34-0	1-1-0
Fumble Returns: Number-Yds-TD	0-0-0	0-0-0
Miscellaneous Yards	0	5
Possession Time	28:48	31:12
1st Quarter	8:11	6:49
2nd Quarter	6:33	8:27
3rd Quarter	7:51	7:09
4th Quarter	6:13	8:47
Third-Down Conversions	7 of 17	7 of 17
Fourth-Down Conversions	0 of 0	0 of 0
Red-Zone Scores-Chances	1-1	1-2
Touchdowns	1-1	1-2
Field goals	0-1	0-2

**RUSHING:** Middle Tennessee-Cunningham, B. 14-65; Kyles, D.D. 12-33; Kilgore, Logan 2-19; Pratcher, W. 4-18; Whatley, Reggie 1-minus 5. Purdue-Bolden, Ralph 17-120; Shavers, Akeem 7-42; TerBush, Caleb 9-21; Crank, Jared 6-14; Pegram, Reggie 2-4; Edison, A. 4-2; Robinson, Sean 1-minus 2.

**PASSING:** Middle Tennessee-Kilgore, Logan 27-45-1-330; Team 0-2-0-0. Purdue-TerBush, Caleb 19-33-1-219; Robinson, Sean 0-2-0-0.

**RECEIVING:** Middle Tennessee-Jefferson, T. 7-61; Beyah, Malcolm 4-89; McDonald, S. 4-61; Cunningham, B. 4-40; Amos, Anthony 3-30; Banks, Andrew 2-19; Griswold, Kyle 1-15; Gray, Jamal 1-9; Blissard, Shane 1-6. Purdue-Siller, Justin 5-55; Wright, Crosby 3-38; Bush, Gary 3-21; Ross, O.J. 2-26; Gravesande, W. 2-23; Edison, A. 1-35; Holmes, Gabe 1-11; Sinz, Justin 1-8; Crank, Jared 1-2.

**INTERCEPTIONS:** Middle Tennessee-Russell, Eric 1-34. Purdue-Beckford, D. 1-1.

**FUMBLES:** Middle Tennessee-None. Purdue-Allen, Ricardo 1-1; Edison, A. 1-0.

**Attendance:** 42110

**Game Time:** 3:39

**Temperature:** 90

**Officials:** Referee: Scott McElwee; Umpire: Jim Krogstad; Linesman: Bob Bassett; Line judge: Jeff Szink; Back judge: Dennis Morris; Field judge: Paul Sroka; Side judge: Darrel Leftwich

**MURFREESBORO, TN** - Quick scores that came early and often lifted Georgia Tech to a 49-21 victory over Middle Tennessee in the Blue Raiders' home opener in front of a school-record 30,502 at Floyd Stadium.

Logan Kilgore led the Blue Raiders in passing with 114 yards on 16-of-28. Jeff Murphy added 54 yards on 5-of-6, while Andrew Banks was 1-of-1 for 27 yards through the air.

Sancho McDonald grabbed a game-high five receptions for 44 yards, including the squad's only scoring catch. He was one of nine different Middle Tennessee players with a catch.

Defensively, Omar McLendon had a career night, collecting a personal-best 10 tackles, including eight solo stops. He was the only player for either team to reach double-digit tackles.

Georgia Tech was led offensively by Synjyn Days and David Sims with 91 yards on the ground apiece. The pair guided the triple-option rushing attack to 382 yards on 65 carries and five touchdowns.

GT was also efficient through the air, as starter Tevin Washington hit on 5-of-8 passes for 202 yards and a pair of scores.

Score by Quarters	1	2	3	4	Score
Georgia Tech	21	7	14	7	49
Middle Tennessee	0	7	0	14	21

1st	14:46	GT	Zenon 73 pass from Washington, 1-73, :14
	4:10	GT	Washington 2 run (Moore kick), 17-98, 9:25
	2:12	GT	Hill 71 pass from Washington (Moore kick), 1-71, :11
2nd	10:45	GT	Washington 7 run (Moore kick), 7-90, 3:24
		MT	Kyles 15 run (Gendreau kick), 11-68, 3:41
3rd	7:36	GT	Smith 2 run (Moore kick), 11-85, 6:00
	1:27	GT	Days 5 run (Moore kick), 8-63, 4:13
4th	12:57	MT	Cunningham 1 run (Gendreau kick), 5-38, 1:32
	3:16	GT	Days 1 run (Moore kick), 16-73, 9:41
	:53	MT	McDonald 18 pass from Murphy (Gendreau kick), 9-68, 2:23

	GT	MT
FIRST DOWNS	29	21
Rushing	24	14
Passing	5	7
Penalty	0	0
NET YARDS RUSHING	382	147
Rushing Attempts	65	29
Average Per Rush	5.9	5.1
Rushing Touchdowns	5	2
Yards Gained Rushing	403	147
Yards Lost Rushing	21	0
NET YARDS PASSING	214	195
Completions-Attempts-Int	6-10-0	22-35-1
Average Per Attempt	21.4	5.6
Average Per Completion	35.7	8.9
Passing Touchdowns	2	1
TOTAL OFFENSE YARDS	596	342
Total offense plays	75	64
Average Gain Per Play	7.9	5.3
Fumbles: Number-Lost	2-1	2-2
Penalties: Number-Yards	3-23	2-13
PUNTS-YARDS	2-104	3-139
Average Yards Per Punt	52.0	46.3
Net Yards Per Punt	53.0	46.3
Inside 20	1	2
50+ Yards	1	1
Touchbacks	0	0
Fair catch	0	0
KICKOFFS-YARDS	8-492	3-139
Average Yards Per Kickoff	61.5	46.3
Net Yards Per Kickoff	44.5	40.7
Touchbacks	0	0
Punt returns: Number-Yards-TD	1-0-0	1-2-0
Average Per Return	0.0	-2.0
Kickoff returns: Number-Yds-TD	2-17-0	6-136-0
Average Per Return	8.5	22.7
Interceptions: Number-Yds-TD	1-0-0	0-0-0
Fumble Returns: Number-Yds-TD	0-0-0	0-0-0
Miscellaneous Yards	0	0
Possession Time	38:42	21:18
1st Quarter	9:50	5:10
2nd Quarter	8:00	7:00
3rd Quarter	10:13	4:47
4th Quarter	10:39	4:21
Third-Down Conversions	8 of 12	6 of 13
Fourth-Down Conversions	2 of 2	2 of 2
Red-Zone Scores-Chances	5-5	3-3
Touchdowns	5-5	3-3
Field goals	0-5	0-3

**RUSHING:** Georgia Tech-Sims, D. 12-91; Days, S. 15-91; Jones, R. 6-63; Zenon, T. 6-47; Smith, O. 3-29; Perkins, C. 5-22; Lyons, P. 6-18; Peoples, E. 2-15; Washington, T. 10-6. Middle Tennessee-Cunningham, B. 15-80; Kilgore, Logan 4-19; Pratcher, W. 5-18; Kyles, D.D. 2-17; Murphy, Jeff 2-10; Whatley, Reggie 1-3.

**PASSING:** Georgia Tech-Washington, T. 5-8-0-202; Days, S. 1-2-0-12. Middle Tennessee-Kilgore, Logan 16-28-1-114; Murphy, Jeff 5-6-0-54; Banks, Andrew 1-1-0-27.

**RECEIVING:** Georgia Tech-Hill, S. 3-126; Zenon, T. 2-85; Peoples, E. 1-3. Middle Tennessee-McDonald, S. 5-44; Whatley, Reggie 3-40; Jefferson, T. 3-7; Amos, Anthony 2-28; Gray, Jamal 2-18; Mason, Tyler 2-18; Blissard, Shane 2-9; Beyah, Malcolm 2-4; Cunningham, B. 1-27.

**INTERCEPTIONS:** Georgia Tech-Johnson, I. 1-0. Middle Tennessee-None.

**FUMBLES:** Georgia Tech-Perkins, C. 1-1; Washington, T. 1-0. Middle Tennessee-Gray, Jamal 1-1; Mason, Tyler 1-1.

**Attendance:** 30,502

**Game Time:** 2:43

**Temperature:** 83

**Officials:** Referee: Tony Backert; Umpire: Stan Weihe; Linesman: Buddy Burt; Line judge: Bryan Borill; Back judge: Lance Bobbitt; Field judge: DuVal West; Side judge: Bart Horne



**Middle Tennessee 35**  
**Troy 38** **CSS**

Game 3 • Sept. 24, 2011 • Veterans Memorial Stadium • Troy, AL



**Middle Tennessee 38**  
**Memphis 31** **ESPN 3.com**

Game 4 • Oct. 1, 2011 • Floyd Stadium • Murfreesboro, TN

**TROY, AL** - Logan Kilgore put up a passing performance for the ages for Middle Tennessee, but his final attempt to bring the Blue Raiders back fell short, and host Troy escaped with a 38-35 victory at Veterans Memorial Stadium in Troy, Ala., in front of 20,185 fans.

Kilgore finished his career day 28-of-48 for 415 yards, the third highest in school history for a game, and five touchdowns to five different receivers. His lone interception came on the final MT play of the contest.

Malcolm Beyah was on the receiving end of most of the passes, grabbing a career-best seven for 79 yards, while Anthony Amos led the corps with 84 yards, one of four catchers with at least 75 yards on the day.

Benny Cunningham also crossed the 100-yard plateau for the first time in his career, finishing with 117 yards on 19 carries. His effort helped Middle Tennessee control the ground advantage, 167-to-132, and overall yardage battle, 582-to-479.

Score by Quarters	1	2	3	4	Score
Middle Tennessee	7	14	7	7	35
Troy	0	14	17	7	38

1st	5:46	MT	Whatley 82 pass from Kilgore (Gendreau kick), 2-81, :42
14:04	Troy	Pickett 62 fumble return (Taylor kick)	
8:19	MT	McDonald 50 pass from Kilgore (Gendreau kick), 4-60, 1:54	
4:31	Troy	Robinson 8 pass from C. Robinson (Taylor kick), 10-68, 3:48	
:55	MT	Cunningham 37 pass from Kilgore (Gendreau kick), 10-80, 3:36	
3rd	14:15	Troy	Thomas 46 pass from Robinson (Taylor kick), 2-59, :45
10:19	MT	Beyah 30 pass from Kilgore (Gendreau kick), 11-82, 3:56	
7:17	Troy	Taylor 28 FG, 9-68, 3:02	
1:11	Troy	Worthy 75 pass from Robinson (Taylor kick), 1-75, :11	
4th	10:25	Troy	Anderson 8 run (Taylor kick), 7-64, 2:17
3:18	MT	Amos 34 pass from Kilgore (Gendreau kick), 9-95, 1:58	

	MT	TU
FIRST DOWNS	26	23
Rushing	10	10
Passing	14	12
Penalty	2	1
NET YARDS RUSHING	167	132
Rushing Attempts	42	36
Average Per Rush	4.0	3.7
Rushing Touchdowns	0	1
Yards Gained Rushing	191	160
Yards Lost Rushing	24	28
NET YARDS PASSING	415	347
Completions-Attempts-Int	28-48-1	27-42-1
Average Per Attempt	8.6	8.3
Average Per Completion	14.8	12.9
Passing Touchdowns	5	3
TOTAL OFFENSE YARDS	582	479
Total offense plays	90	78
Average Gain Per Play	6.5	6.1
Fumbles: Number-Lost	1-1	2-1
Penalties: Number-Yards	6-50	7-51
PUNTS-YARDS	6-252	6-285
Average Yards Per Punt	42.0	47.5
Net Yards Per Punt	39.2	42.7
Inside 20	1	2
50+ Yards	0	0
Touchbacks	0	1
Fair catch	3	0
KICKOFFS-YARDS	6-355	7-471
Average Yards Per Kickoff	59.2	67.3
Net Yards Per Kickoff	42.7	49.0
Touchbacks	2	1
Punt returns: Number-Yards-TD	1-9-0	3-17-0
Average Per Return	9.0	5.7
Kickoff returns: Number-Yds-TD	6-108-0	4-59-0
Average Per Return	18.0	14.8
Interceptions: Number-Yds-TD	1-32-0	1-0-0
Fumble Returns: Number-Yds-TD	0-0-0	1-63-1
Miscellaneous Yards	0	0
Possession Time	31:20	28:40
1st Quarter	6:28	8:32
2nd Quarter	8:46	6:14
3rd Quarter	9:05	5:55
4th Quarter	7:01	7:59
Third-Down Conversions	9 of 20	7 of 18
Fourth-Down Conversions	1 of 3	0 of 0
Red-Zone Scores-Chances	0-1	3-3
Touchdowns	0-1	2-3
Field goals	0-1	1-3

**RUSHING:** Middle Tennessee-Cunningham, B. 19-117; Pratcher, W. 7-25; Kyles, D.D. 10-24; Whatley, Reggie 1-5; Kilgore, Logan 5-minus 4. TROY-Shawn Southward 13-94; D.J. Taylor 8-36; Chris Anderson 7-15; Justin Albert 1-8; TEAM 3-minus 8; Corey Robinson 4-minus 13.

**PASSING:** Middle Tennessee-Kilgore, Logan 28-48-1-415. TROY-Corey Robinson 24-38-1-348; Jamie Hampton 1-2-0-minus 4; D.J. Taylor 1-1-0-minus 3; Chandler Worthy 1-1-0-6.

**RECEIVING:** Middle Tennessee-Beyah, Malcolm 7-79; McDonald, S. 5-83; Jefferson, T. 4-29; Amos, Anthony 3-84; Griswold, Kyle 2-8; Gray, Jamal 2-minus 3; Whatley, Reggie 1-82; Cunningham, B. 1-37; Kyles, D.D. 1-7; Turner, Harold 1-6; Bamber, Jared 1-3. TROY-Jaquon Robinson 6-89; Eric Thomas 4-108; B.J. Chitty 3-10; Justin Albert 3-10; Chandler Worthy 2-83; Corey Johnson 2-12; Brett Moncrief 2-9; Chris Anderson 1-11; Hakeem Haynie 1-7; Felton Payton 1-6; Khary Franklin 1-6; D.J. Taylor 1-minus 4.

**INTERCEPTIONS:** Middle Tennessee-Edwards, T.L. 1-32. TROY-Brannon Bryan 1-0.

**FUMBLES:** Middle Tennessee-Kilgore, Logan 1-1. TROY-Justin Albert 1-0; Chris Anderson 1-1.

**Attendance:** 20,185

**Game Time:** 3:19

**Temperature:** 85

**Officials:** Referee: J. Magallanes; Umpire: Terrence Ramsey; Linesman: Mike Pavese; Line judge: Deon Lawrence; Back judge: Pat Ryan; Field judge: Bill Dolbow; Side judge: Timon Ujiri

**MURFREESBORO, TN** - Quarterback Logan Kilgore hit a wide-open Anthony Amos, a red-shirt junior, with 11 seconds left in regulation to secure a Middle Tennessee come-from-behind victory over Memphis, 38-31, on Homecoming in front of 20,098 at Floyd Stadium.

The Tigers had tied the game at 31 apiece with just under two minutes remaining before the Blue Raiders drove the length of the field, 94 yards on seven plays, for the winning score. The first three plays were D.D. Kyles runs before Kilgore's arm took control.

He hit Kyles on his first pass, a 17-yard gain, and then found Malcolm Beyah for a 23-yarder to put Middle Tennessee (1-3) into Tiger territory at the 33-yard line. After spiking the ball to stop the clock, the Blue Raider signal caller found Amos at the right hashmark and he darted across the goal line untouched for the 33-yard winning score.

Kilgore finished 26-of-40 for 274 yards and three touchdowns. Kyles finished as the game's leader on the ground, netting 105 yards on 15 carries, as MT reached the 200-yard rushing plateau. Beyah hauled in a team-best six receptions for 82 yards and a pair of scores, while Benny Cunningham, Reggie Whatley and Tavarres Jefferson each registered three catches.

Score by Quarters	1	2	3	4	Score
Memphis	10	7	0	14	31
Middle Tennessee	0	10	7	21	38

1st	10:44	UM	Foster 7 run (Henriques kick), 9-76, 4:16
3:52	UM	Henriques 30 FG	
2nd	13:38	UM	Reed 7 run (Henriques kick), 6-69, 2:12
9:34	MT	Beyah 5 pass from Kilgore (Gendreau kick), 12-58, 4:04	
1:39	MT	Gendreau 21 FG	
3rd	3:16	MT	Beyah 36 pass from Kilgore (Gendreau kick), 7-59, 3:17
4th	7:53	UM	Foster 2 run (Henriques kick), 11-71, 6:01
7:19	MT	Kyles 59 run (Gendreau kick), 2-66, :34	
3:14	MT	Beyah fumble recovery in end zone (Gendreau kick), 8-67, 2:27	
1:41	UM	Malone 23 pass from Reed (Henriques kick), 5-79, 1:33	
:11	MT	Amos 33 pass from Kilgore (Gendreau kick), 7-94, 1:30	

	UM	MT
FIRST DOWNS	23	23
Rushing	6	10
Passing	16	12
Penalty	1	1
NET YARDS RUSHING	165	200
Rushing Attempts	43	33
Average Per Rush	3.8	6.1
Rushing Touchdowns	3	2
Yards Gained Rushing	175	222
Yards Lost Rushing	10	22
NET YARDS PASSING	230	277
Completions-Attempts-Int	25-32-0	27-42-1
Average Per Attempt	7.2	6.6
Average Per Completion	9.2	10.3
Passing Touchdowns	1	3
TOTAL OFFENSE YARDS	395	477
Total offense plays	75	75
Average Gain Per Play	5.3	6.4
Fumbles: Number-Lost	3-2	5-0
Penalties: Number-Yards	3-33	4-35
PUNTS-YARDS	5-210	5-173
Average Yards Per Punt	42.0	34.6
Net Yards Per Punt	33.8	34.4
Inside 20	0	3
50+ Yards	1	0
Touchbacks	1	0
Fair catch	0	1
KICKOFFS-YARDS	6-368	7-408
Average Yards Per Kickoff	61.3	58.3
Net Yards Per Kickoff	41.5	47.9
Touchbacks	0	0
Punt returns: Number-Yards-TD	1-1-0	2-21-0
Average Per Return	1.0	10.5
Kickoff returns: Number-Yds-TD	6-73-0	6-119-0
Average Per Return	12.2	19.8
Interceptions: Number-Yds-TD	1-33-0	0-0-0
Fumble Returns: Number-Yds-TD	0-0-0	0-0-0
Miscellaneous Yards	0	0
Possession Time	33:31	26:29
1st Quarter	8:46	6:14
2nd Quarter	6:40	8:20
3rd Quarter	8:46	6:14
4th Quarter	9:19	5:41
Third-Down Conversions	9 of 17	8 of 16
Fourth-Down Conversions	0 of 1	1 of 2
Red-Zone Scores-Chances	4-4	2-2
Touchdowns	3-4	1-2
Field goals	1-4	1-2

**RUSHING:** Memphis-FOSTER, Billy 23-94; GIBSON, Artaves 14-52; REED, Taylor 6-19. Middle Tennessee-Kyles, D.D. 15-105; Pratcher, W. 9-80; Cunningham, B. 6-25; Whatley, Reggie 1-3; Team 1-minus 4; Kilgore, Logan 1-minus 9; Beyah, Malcolm 0-0.

**PASSING:** Memphis-REED, Taylor 25-32-0-230. Middle Tennessee-Kilgore, Logan 26-40-1-274; Murphy, Jeff 1-1-0-3Team 0-1-0-0.

**RECEIVING:** Memphis-REHRER, Tannar 10-72; WRIGHT, Kevin 6-48; MALONE, Keiwone 3-48; TRAVIS, Reggie 3-34; FOSTER, Billy 2-27; ENE-ITA, Andrew 1-1. Middle Tennessee-Beyah, Malcolm 6-82; Cunningham, B. 3-34; Whatley, Reggie 3-19; Jefferson, T. 3-11; Kyles, D.D. 2-29; Mason, Tyler 2-20; Banks, Andrew 2-13; Amos, Anthony 1-33; Turner, Harold 1-16; Bamber, Jared 1-15; Griswold, Kyle 1-2; Gray, Jamal 1-2; McDonald, S. 1-1.

**INTERCEPTIONS:** Memphis-DAVIS, Akeem 1-33. Middle Tennessee-None.

**FUMBLES:** Memphis-WRIGHT, Kevin 1-1; EDWARDS, L. 1-0; GIBSON, Artaves 1-1. Middle Tennessee-Russell, Eric 1-0; Kyles, D.D. 1-0; McDonald, S. 1-0; Whatley, Reggie 1-0; Pratcher, W. 1-0.

**Attendance:** 20,098

**Game Time:** 3:09

**Temperature:** 59

**Officials:** Referee: Steve LaMantia; Umpire: Johnnie Forte; Linesman: Harold Mitchell; Line judge: Sarah Thomas; Back judge: Ivan Daniels; Field judge: Jerry Banks; Side judge: Chris Cockrel



Game 5 • Oct. 6, 2011 • Floyd Stadium • Murfreesboro, TN



Game 6 • Oct. 22, 2011 • FAU Stadium • Boca Raton, FL

**MURFREESBORO, TN** - Middle Tennessee played the first overtime game of the Rick Stockstill era but fell short during the second extra frame as Western Kentucky escaped with a 36-33 victory in front of 23,307 fans at Floyd Stadium.

The Blue Raiders gained a three-point advantage after the first possession of the second overtime period, but the Hilltoppers countered with the winning touchdown, and not needing the extra point, came away with the triumph. Bobby Rainey hauled in a seven-yard pass from Kawaun Jakes to cap a five-play possession.

Logan Kilgore registered 282 yards on 23-of-47 through the air and two touchdowns. Middle Tennessee nearly had two players reach the century mark on the ground, led by William Pratcher's career-best 106. D.D. Kyles nearly caught him, falling 10 yards short to contribute 96 yards on a team-high 19 rushes.

Score by Quarters	1	2	3	4	OT1	OT2	Score
WKU	7	0	9	7	7	6	36
Middle Tennessee	7	0	6	10	7	3	33

1st	7:37	MT	Kilgore 2 run (Gendreau kick), 10-69, 3:04
	1:06	WKU	Jones 1 run (Tinius kick), 11-60, 6:31
3rd	10:17	MT	Kyles 25 run (Gendreau kick blocked), 4-75, :53
	5:40	WKU	Team Safety (Jackson tackles Pratcher in end zone)
	:35	WKU	Rainey 10 run (Tinius kick), 4-37, 2:07
4th	9:23	MT	Gendreau 22 FG
	9:10	WKU	Evans 90 kickoff return (Tinius kick)
	4:55	MT	Amos 8 pass from Kilgore (Gendreau kick), 15-86, 4:15
OT1		WKU	Jones 1 run (Tinius kick) 7-25, 0:00
		MT	McDonald 25 pass from Kilgore, 1-25, 0:00
OT2		MT	Gendreau 23 FG, 6-19, 0:00
		WKU	Rainey 7 pass from Jakes, 5-25, 0:00

	WKU	MT
FIRST DOWNS	18	29
Rushing	8	10
Passing	10	15
Penalty	0	4
NET YARDS RUSHING	168	206
Rushing Attempts	51	39
Average Per Rush	3.3	4.9
Rushing Touchdowns	3	2
Yards Gained Rushing	206	218
Yards Lost Rushing	38	18
NET YARDS PASSING	222	276
Completions-Attempts-Int	17-35-0	25-50-2
Average Per Attempt	6.3	5.9
Average Per Completion	13.1	12.3
Passing Touchdowns	1	2
TOTAL OFFENSE YARDS	390	482
Total offense plays	86	89
Average Gain Per Play	4.5	5.4
Fumbles: Number-Lost	1-1	1-1
Penalties: Number-Yards	11-86	4-32
PUNTS-YARDS	8-345	5-215
Average Yards Per Punt	43.1	43.0
Net Yards Per Punt	43.0	36.8
Inside 20	4	0
50+ Yards	3	1
Touchbacks	0	1
Fair catch	3	0
KICKOFFS-YARDS	4-239	6-363
Average Yards Per Kickoff	59.8	60.5
Net Yards Per Kickoff	42.8	28.5
Touchbacks	0	0
Punt returns: Number-Yards-TD	2-11-0	2-1-0
Average Per Return	5.5	0.5
Kickoff returns: Number-Yds-TD	6-192-1	4-68-0
Average Per Return	32.0	17.0
Interceptions: Number-Yds-TD	2-18-0	0-0-0
Fumble Returns: Number-Yds-TD	0-0-0	0-0-0
Miscellaneous Yards	0	20
Possession Time	36:03	23:57
1st Quarter	10:50	4:10
2nd Quarter	10:34	4:26
3rd Quarter	9:03	5:57
4th Quarter	5:36	9:24
Third-Down Conversions	10 of 22	3 of 12
Fourth-Down Conversions	0 of 0	1 of 1
Red-Zone Scores-Chances	4-5	4-6
Touchdowns	4-5	2-6
Field goals	0-5	2-6

**RUSHING:** WKU-Rainey, Bobby 37-146; Jones, Kadeem 5-15; Evans, John 1-6; Simpson, K. 1-4; Jakes, Kawaun 7-minus 3. Middle Tennessee-Pratcher, W. 16-106; Kyles, D.D. 19-96; Griswold, Kyle 2-9; Kilgore, Logan 2-minus 5.

**PASSING:** WKU-Jakes, Kawaun 17-34-0-222; Brown, J. 0-1-0-0. Middle Tennessee-Kilgore, Logan 23-47-1-282; Murphy, Jeff 0-1-1-0.

**RECEIVING:** WKU-Doyle, Jack 6-100; Rainey, Bobby 6-57; Jones, Kadeem 3-36; Brand, Boe 2-29. Middle Tennessee-Amos, Anthony 7-100; Beyah, Malcolm 7-55; McDonald, S. 4-51; Jefferson, T. 2-26; Griswold, Kyle 1-37; Bamber, Jared 1-7; Kyles, D.D. 1-6; Whatley, Reggie 2-minus 6.

**INTERCEPTIONS:** WKU-Jackson, Andrew 1-18; Brooks, Derrius 1-0. Middle Tennessee-None.

**FUMBLES:** WKU-Jakes, Kawaun 1-1. Middle Tennessee-Beyah, Malcolm 1-1.

**Attendance:** 23,307  
**Game Time:** 4:37  
**Temperature:** 76  
**Officials:** Referee: Jeff Hilyer; Umpire: Ken Huffhines; Linesman: Greg LeFils; Line judge: Tim Strunk; Back judge: William Sorah; Field judge: Wes Booker; Side judge: Scott Solomon

**BOCA RATON, FL** - Quarterback Logan Kilgore ignited a 21-0 lead after the opening 15 minutes and Middle Tennessee never looked back in claiming a 38-14 victory at Florida Atlantic in front of 16,344 at the sparkling new FAU Stadium in Boca Raton, Fla.

The sophomore signal-caller finished 28-of-39 for 218 yards and three touchdowns, while Jeff Murphy completed all three of his attempts for 74 yards in a fourth-quarter relief role. Their combined effort, coupled with 187 rushing yards, pushed the Blue Raiders over the 450-yard mark for the fourth-consecutive game, a first for the program's FBS era. William Pratcher was the leading ground gainer with 125 yards on 23 carries for his second straight 100-yard effort.

Defensively, Darin Davis registered nine tackles, while Eric Russell added a half dozen stops for Middle Tennessee. The defense held FAU to 276 total yards and forced six turnovers.

Kilgore opened the game by completing his first 19 passes to set a new school record for consecutive completions.

Score by Quarters	1	2	3	4	Score
Middle Tennessee	21	0	10	7	38
FAU	0	7	0	7	14

1st	12:17	MT	Beyah 20 pass from Kilgore (Gendreau kick), 8-63, 2:43
	6:18	MT	Blissard 5 pass from Kilgore (Gendreau kick), 10-80, 3:02
	3:17	MT	Banks 23 pass from Kilgore (Gendreau kick), 6-68, 1:26
2nd	9:57	FAU	Williams 5 pass from Wilbert (Zaccario kick), 5-79, 1:43
3rd	7:50	MT	Gendreau 32 FG, 4-6, 1:22
	4:13	MT	Pratcher 12 run (Gendreau kick), 2-13, :32
4th	12:59	FAU	Curtis 1 run (Zaccario kick), 5-27, 1:21
	2:23	MT	Griswold 1 run (Gendreau kick), 10-54, 4:16

	MT	FAU
FIRST DOWNS	26	16
Rushing	11	5
Passing	14	8
Penalty	1	3
NET YARDS RUSHING	187	141
Rushing Attempts	48	35
Average Per Rush	3.9	4.0
Rushing Touchdowns	2	1
Yards Gained Rushing	216	183
Yards Lost Rushing	29	42
NET YARDS PASSING	292	135
Completions-Attempts-Int	31-42-2	14-29-1
Average Per Attempt	7.0	4.7
Average Per Completion	9.4	9.6
Passing Touchdowns	3	1
TOTAL OFFENSE YARDS	479	276
Total offense plays	90	64
Average Gain Per Play	5.3	4.3
Fumbles: Number-Lost	1-1	8-5
Penalties: Number-Yards	7-59	6-55
PUNTS-YARDS	4-161	7-307
Average Yards Per Punt	40.2	43.9
Net Yards Per Punt	40.8	33.7
Inside 20	3	1
50+ Yards	0	1
Touchbacks	0	2
Fair catch	2	2
KICKOFFS-YARDS	7-390	3-177
Average Yards Per Kickoff	55.7	59.0
Net Yards Per Kickoff	36.9	34.7
Touchbacks	0	0
Punt returns: Number-Yards-TD	2-31-0	1--2-0
Average Per Return	15.5	-2.0
Kickoff returns: Number-Yds-TD	3-73-0	7-132-0
Average Per Return	24.3	18.9
Interceptions: Number-Yds-TD	1-64-0	2-38-0
Fumble Returns: Number-Yds-TD	0-0-0	0-0-0
Miscellaneous Yards	0	0
Possession Time	30:41	29:19
1st Quarter	7:11	7:49
2nd Quarter	6:17	8:43
3rd Quarter	6:34	8:26
4th Quarter	10:39	4:21
Third-Down Conversions	7 of 17	5 of 12
Fourth-Down Conversions	1 of 3	0 of 0
Red-Zone Scores-Chances	5-7	2-2
Touchdowns	4-7	2-2
Field goals	1-7	0-2

**RUSHING:** Middle Tennessee-Pratcher, W. 23-125; Griswold, Kyle 15-35; Murphy, Jeff 4-24; Whatley, Reggie 4-6; Team 1-minus 1; Kilgore, Logan 1-minus 2. FAU-Morris, Alfred 18-153; Jones, Travis 1-11; Stinson, Xavier 3-7; Curtis, Stephen 4-5; Fortner, Damian 2-4; Wilbert, Graham 7-minus 39.

**PASSING:** Middle Tennessee-Kilgore, Logan 28-39-2-218; Murphy, Jeff 3-3-0-74. FAU-Wilbert, Graham 10-24-1-104; Curtis, Stephen 4-5-0-31.

**RECEIVING:** Middle Tennessee-Beyah, Malcolm 6-51; McDonald, S. 5-57; Jefferson, T. 5-54; Mason, Tyler 4-52; Banks, Andrew 2-28; Blissard, Shane 2-13; Gray, Jamal 2-7; Griswold, Kyle 2-4; Bamber, Jared 1-11; Pratcher, W. 1-9; Whatley, Reggie 1-6. FAU-Stinson, Xavier 4-20; Moise, Derek 2-32; Richardson, D. 2-25; Dorvilus, Nexon 2-22; Williams, Darian 2-10; Floyd, Willie 1-13; Dukes, William 1-13.

**INTERCEPTIONS:** Middle Tennessee-Russell, Eric 1-64. FAU-Reaser, Keith 1-33; Harstad, B. 1-5.



**FUMBLES:** Middle Tennessee-Pratcher, W. 1-1. FAU-Wilbert, Graham 3-1; Morris, Alfred 2-2; Stinson, Xavier 1-1; Curtis, Stephen 1-1; Bierman, Blake 1-0.


**Attendance:** 16,334

**Game Time:** 3:16

**Temperature:** 77

**Officials:** Referee: Kevin Stine; Umpire: William Lee; Linesman: Scott Peterson; Line judge: Jeff Chandler; Back judge: Brian McGready; Field judge: Jamie Grant; Side judge: Eduardo Balbis

**Middle Tennessee 20**  
**Louisiana 45** 

Game 7 • Oct. 29, 2011 • Floyd Stadium • Murfreesboro, TN




**Middle Tennessee 0**  
**Tennessee 24** 

Game 8 • Nov. 5, 2011 • Neyland Stadium • Knoxville, TN

**MURFREESBORO, TN** - Middle Tennessee never got on track on either side of the ball in falling 45-20 to visiting Louisiana in front of 13,500 on Hall of Fame Day. The Blue Raiders inducted five new members into their athletic hall of fame earlier in the day but could not close the monumental occasion with a win at night.

Logan Kilgore threw for 239 yards on 22-of-40 passes, including a high of seven to Malcolm Beyah for 86 yards and the lone touchdown toss. William Pratcher led the Middle Tennessee ground game with 73 yards on 19 carries.

Gorby Loreus and Roderic Blunt paced the defensive unit with nine tackles apiece with both players registering five solo stops.

Alonzo Harris tallied 189 yards on 33 carries, including a pair of touchdowns. Starting quarterback Blaine Gautier added 95 yards, including a long of 80, as UL collected 338 total yards on the ground.

Score by Quarters	1	2	3	4	Score
Louisiana	14	7	17	7	45
Middle Tennessee	0	0	7	13	20

1st	7:23	UL	Sugent 16 run (Baer kick), 9-84, 3:30
	6:17	UL	Lewis 55 Interception Return (Baer kick)
2nd	2:15	UL	Harris 4 run (Baer kick), 11-90, 4:36
3rd	13:25	UL	Gautier 80 run (Baer kick), 3-88, 1:35
	11:47	MT	Pratcher 6 run (Gendreau kick), 5-59, 1:38
	10:22	UL	Lawson 39 pass from Gautier (Baer kick), 4-64, 1:25
	1:44	UL	Baer 38 FG, 8-39, 3:29
4th	14:14	MT	Beyah 14 pass from Kilgore (Gendreau kick), 7-61, 2:30
	5:43	UL	Harris 4 run (Baer kick), 11-71, 5:07
	2:33	MT	Griswold 13 run (run failed), 9-66, 3:10

	UL	MT
FIRST DOWNS	25	20
Rushing	16	8
Passing	8	11
Penalty	1	1
NET YARDS RUSHING	338	176
Rushing Attempts	54	36
Average Per Rush	6.3	4.9
Rushing Touchdowns	4	2
Yards Gained Rushing	359	203
Yards Lost Rushing	21	27
NET YARDS PASSING	188	239
Completions-Attempts-Int	16-23-0	22-40-2
Average Per Attempt	8.2	6.0
Average Per Completion	11.8	10.9
Passing Touchdowns	1	1
TOTAL OFFENSE YARDS	526	415
Total offense plays	77	76
Average Gain Per Play	6.8	5.5
Fumbles: Number-Lost	1-1	1-1
Penalties: Number-Yards	6-40	6-55
PUNTS-YARDS	5-197	6-248
Average Yards Per Punt	39.4	41.3
Net Yards Per Punt	39.4	37.0
Inside 20	1	4
50+ Yards	0	1
Touchbacks	0	1
Fair catch	3	1
KICKOFFS-YARDS	8-355	4-231
Average Yards Per Kickoff	44.4	57.8
Net Yards Per Kickoff	30.9	42.0
Touchbacks	0	0
Punt returns: Number-Yards-TD	1-6-0	0-0-0
Average Per Return	6.0	0.0
Kickoff returns: Number-Yds-TD	4-63-0	7-108-0
Average Per Return	15.8	15.4
Interceptions: Number-Yds-TD	2-55-1	0-0-0
Fumble Returns: Number-Yds-TD	2-17-0	0-0-0
Miscellaneous Yards	0	0
Possession Time	35:13	24:47
1st Quarter	6:28	8:32
2nd Quarter	10:40	4:20
3rd Quarter	8:45	6:15
4th Quarter	9:20	5:40
Third-Down Conversions	6 of 14	9 of 17
Fourth-Down Conversions	1 of 1	0 of 2
Red-Zone Scores-Chances	4-4	3-4
Touchdowns	3-4	3-4
Field goals	1-4	0-4

**RUSHING:** Louisiana-Harris, Alonzo 33-189; Gautier, Blaine 5-95; Walker, Robert 5-25; Surgent, Darryl 1-16; Masson, Chris 3-13; McGuire, Brad 1-3; Walker, Yobes 4-2; TEAM 1-minus 1; Spikes, Aaron 1-minus 4. Middle Tennessee-Pratcher, W. 19-73; Kilgore, Logan 8-66; Griswold, Kyle 6-39; Whatley, Reggie 3-minus 2.

**PASSING:** Louisiana-Gautier, Blaine 13-18-0-139; Masson, Chris 2-4-0-38; Thomas, Brady 1-1-0-11. Middle Tennessee-Kilgore, Logan 22-40-2-239.

**RECEIVING:** Louisiana-Peoples, Harry 7-76; Surgent, Darryl 3-32; Thompson, Ian 3-21; Lawson, Javone 2-48; Robinson, Jamal 1-11. Middle Tennessee-Beyah, Malcolm 7-86; Jefferson, T. 4-21; Pratcher, W. 3-50; Griswold, Kyle 3-26; Blissard, Shane 2-26; McDonald, S. 1-14; Banks, Andrew 1-10; Gray, Jamal 1-6.

**INTERCEPTIONS:** Louisiana-Lewis-Buchanan, 1-55. Middle Tennessee-None.

**FUMBLES:** Louisiana-Spikes, Aaron 1-1. Middle Tennessee-Jefferson, T. 1-1.

**Attendance:** 13,500  
**Game Time:** 3:24  
**Temperature:** 53  
**Officials:** Referee: Tony Backert; Umpire: Stan Weihe; Linesman: Buddy Burt; Line judge: Bryan Borill; Back judge: Lance Bobbitt; Field judge: DuVal West; Side judge: Bart Horne

**KNOXVILLE, TN** - Middle Tennessee fell behind early to the Tennessee Volunteers and never recovered, dropping a 24-0 decision at Neyland Stadium in front of 88,211 fans.

Turnovers proved costly for the Blue Raiders, as the Vols had three takeaways.

Quarterback Jeff Murphy came off the bench and went 14-of-21 for 108 yards with one interception. Murphy relieved Logan Kilgore in the second quarter, as Kilgore finished the contest 4-of-10 for 25 yards and one interception.

Tavarres Jefferson was the top receiver for MT, hauling in four catches for 28 yards, and William Pratcher led the Blue Raiders on the ground with 12 rushes for 37 yards.

Arness Ikner paced the Blue Raiders defensively with 10 tackles, while Eric Russell collected nine tackles, including three for a loss.

Score by Quarters	1	2	3	4	Score
Middle Tennessee	0	0	0	0	0
Tennessee	14	10	0	0	24

1st	9:05	UT	Pooler 1 run (Brodus kick), 3-7, 1:17
	2:24	UT	Rogers 47 pass from Worley (Brodus kick), 7-89, 3:34
2nd	7:39	UT	Pooler 7 run (Brodus kick), 15-86, 7:52
	0:00	UT	Brodus 21 FG, 6-38, :40

	MT	UT
FIRST DOWNS	13	22
Rushing	5	9
Passing	8	13
Penalty	0	0
NET YARDS RUSHING	97	120
Rushing Attempts	21	45
Average Per Rush	4.6	2.7
Rushing Touchdowns	0	2
Yards Gained Rushing	101	140
Yards Lost Rushing	4	20
NET YARDS PASSING	133	291
Completions-Attempts-Int	18-31-2	23-33-0
Average Per Attempt	4.3	8.8
Average Per Completion	7.4	12.7
Passing Touchdowns	0	1
TOTAL OFFENSE YARDS	230	411
Total offense plays	52	78
Average Gain Per Play	4.4	5.3
Fumbles: Number-Lost	2-1	2-0
Penalties: Number-Yards	1-10	4-45
PUNTS-YARDS	6-257	5-190
Average Yards Per Punt	42.8	38.0
Net Yards Per Punt	39.7	38.0
Inside 20	2	1
50+ Yards	1	0
Touchbacks	0	0
Fair catch	0	2
KICKOFFS-YARDS	1-59	4-238
Average Yards Per Kickoff	59.0	59.5
Net Yards Per Kickoff	20.0	41.0
Touchbacks	0	0
Punt returns: Number-Yards-TD	0-0-0	3-19-0
Average Per Return	0.0	6.3
Kickoff returns: Number-Yds-TD	4-74-0	1-39-0
Average Per Return	18.5	39.0
Interceptions: Number-Yds-TD	0-0-0	2-39-0
Fumble Returns: Number-Yds-TD	0-0-0	1-3-0
Miscellaneous Yards	0	0
Possession Time	20:46	39:14
1st Quarter	6:30	8:30
2nd Quarter	3:57	11:03
3rd Quarter	6:39	8:21
4th Quarter	3:40	11:20
Third-Down Conversions	3 of 11	10 of 17
Fourth-Down Conversions	0 of 1	0 of 2
Red-Zone Scores-Chances	0-1	3-4
Touchdowns	0-1	2-4
Field goals	0-1	1-4

**RUSHING:** Middle Tennessee-Pratcher, W. 12-37; Whatley, Reggie 5-36; Murphy, Jeff 2-14; Kilgore, Logan 1-7; Griswold, Kyle 1-3. Tennessee-Toney, J. 19-52; Lane, M. 9-37; Neal, R. 3-22; Poole, T. 11-13; Young, D. 1-3; Worley, J. 2-minus 7.

**PASSING:** Middle Tennessee-Murphy, Jeff 14-21-1-108; Kilgore, Logan 4-10-1-25. Tennessee-Worley, J. 23-32-0-291; TEAM 0-1-0-0.

**RECEIVING:** Middle Tennessee-Jefferson, T. 4-28; McDonald, S. 3-23; Beyah, Malcolm 3-23; Mason, Tyler 3-23; Griswold, Kyle 1-10; Blissard, Shane 1-9; Pratcher, W. 1-8; Amos, Anthony 1-5; Whatley, Reggie 1-4. Tennessee-Rogers, D. 9-137; Arnett, D. 3-47; Rivera, M. 3-32; Poole, T. 3-28; Neal, R. 1-18; Rogers, Z. 1-13; Bartholomew, B. 1-10; Clear, C. 1-4; Young, D. 1-2.

**INTERCEPTIONS:** Middle Tennessee-None. Tennessee-Johnson, Aus. 1-22; Gordon, E. 1-17.

**FUMBLES:** Middle Tennessee-Whatley, Reggie 1-1; Jefferson, T. 1-0. Tennessee-Worley, J. 1-0; Young, D. 1-0.

**Attendance:** 88,211  
**Game Time:** 2:39  
**Temperature:** 53  
**Officials:** Referee: Matt Austin; Umpire: Rodney Lawary; Linesman: Lane Thomas; Line judge: Tim Beard; Back judge: Steven Patrick; Field judge: Blake Parks; Side judge: Rob Skelton



**Middle Tennessee 14**  
**ULM 42**

Game 9 • Nov. 12, 2011 • Monroe Stadium • Monroe, LA



**Middle Tennessee 19**  
**Arkansas State 45**

Game 10 • Nov. 19, 2011 • Floyd Stadium • Murfreesboro, TN

**MONROE, LA** - A huge early deficit and three turnovers were too much to overcome as Middle Tennessee dropped a 42-14 decision on the road at Louisiana-Monroe before a crowd of 11,987 at Malone Stadium. It was the Blue Raiders' first loss at Malone Stadium since 1999 and the first time a Rick Stockstill coached team has fallen to the Warhawks in six years.

Quarterback Logan Kilgore completed 21 of 30 passes for 148 yards, two touchdowns and an interception, while Tavarres Jefferson paced all receivers with nine catches for 74 yards and a score. Kyle Griswold turned in a personal-best seven receptions for 99 yards.

Benny Cunningham made his return to the lineup and led the Blue Raiders on the ground with 53 yards on 15 carries, while William Pratcher added 43 yards. D.D. Kyles also returned from an injury to gain 36 yards.

Defensively, linebacker Gorby Loreus led the Blue Raiders with a career-best 12 tackles, while safety Eric Russell and linebacker Darin Davis added nine stops each.

ULM was led by Jyruss Edwards' 191 rushing yards and three touchdowns, while quarterback Kolton Browning completed 15 of 18 passes for 193 yards and two scores.

Score by Quarters	1	2	3	4	Score
Middle Tennessee	0	7	7	0	14
ULM	21	14	7	0	42

1st	12:30	ULM	Browning 3 run (Manton kick), 6-38, 2:30
	8:39	ULM	Edwards 17 run (Manton kick), 6-52, 2:43
	2:34	ULM	Leonard 12 pass from Browning (Manton kick), 6-57, 5:52
2nd	13:55	ULM	Hamm 50 pass from Browning (Manton kick), 5-85, 2:07
	9:48	ULM	Edwards 41 run (Manton kick), 5-65, 2:10
	3:45	MT	McDonald 19 pass from Kilgore (Gendreau kick), 10-62, 3:02
3rd	12:48	MT	Jefferson 14 pass from Kilgore (Gendreau kick), 7-64, 2:12
	3:28	ULM	Edwards 31 run (Manton kick), 8-70, 3:04

	MT	ULM
FIRST DOWNS	25	24
Rushing	11	13
Passing	14	10
Penalty	0	1
NET YARDS RUSHING	132	260
Rushing Attempts	38	54
Average Per Rush	3.5	4.8
Rushing Touchdowns	0	4
Yards Gained Rushing	146	269
Yards Lost Rushing	14	9
NET YARDS PASSING	291	193
Completions-Attempts-Int	32-52-1	15-19-0
Average Per Attempt	5.6	10.2
Average Per Completion	9.1	12.9
Passing Touchdowns	2	2
TOTAL OFFENSE YARDS	423	453
Total offense plays	90	73
Average Gain Per Play	4.7	6.2
Fumbles: Number-Lost	2-2	1-1
Penalties: Number-Yards	2-25	3-30
PUNTS-YARDS	4-142	6-232
Average Yards Per Punt	35.5	38.7
Net Yards Per Punt	35.0	30.8
Inside 20	1	1
50+ Yards	0	0
Touchbacks	0	0
Fair catch	0	1
KICKOFFS-YARDS	3-186	7-368
Average Yards Per Kickoff	62.0	52.6
Net Yards Per Kickoff	29.0	39.9
Touchbacks	1	0
Punt returns: Number-Yards-TD	4-47-0	1-2-0
Average Per Return	11.8	2.0
Kickoff returns: Number-Yds-TD	6-89-0	2-79-0
Average Per Return	14.8	39.5
Interceptions: Number-Yds-TD	0-0-0	1-0-0
Fumble Returns: Number-Yds-TD	0-0-0	0-0-0
Miscellaneous Yards	0	0
Possession Time	25:13	34:47
1st Quarter	2:53	12:07
2nd Quarter	7:12	7:48
3rd Quarter	9:09	5:51
4th Quarter	5:59	9:01
Third-Down Conversions	10 of 19	7 of 14
Fourth-Down Conversions	1 of 5	1 of 1
Red-Zone Scores-Chances	2-6	3-3
Touchdowns	2-6	3-3
Field goals	0-6	0-3

**RUSHING:** Middle Tennessee-Cunningham, B. 15-53; Pratcher, W. 8-43; Kyles, D.D. 8-36; Kilgore, Logan 2-7; Banks, Andrew 1-0; Allen, Craig 1-0; Murphy, Jeff 3-minus 7. ULM-Edwards, Jyruss 27-191; Bailey, M 17-43; Browning, K 5-17; Maye, Tavarrese 2-6; Washington, M 2-5; TEAM 1-minus 2.

**PASSING:** Middle Tennessee-Kilgore, Logan 21-30-1-148; Murphy, Jeff 11-22-0-143. ULM-Browning, K 15-18-0-193; Wells, Cody 0-1-0-0.

**RECEIVING:** Middle Tennessee-Jefferson, T. 9-74; Griswold, Kyle 7-99; Amos, Anthony 4-50; McDonald, S. 3-28; Cunningham, B. 3-10; Mason, Tyler 3-minus 2; Whatley, Reggie 2-28; Turner, Harold 1-4. ULM-Maye, Tavarrese 6-56; Hamm, Je'Ron 4-91; Bailey, M 1-16; Leonard, Brent 1-12; McCall, Anthony 1-11; Edwards, Jyruss 1-4; Ambrose, Luther 1-3.

**INTERCEPTIONS:** Middle Tennessee-None. ULM-Eddie, Vincent 1-0.

**FUMBLES:** Middle Tennessee-Kyles, D.D. 1-1; Banks, Andrew 1-1. ULM-Hamm, Je'Ron 1-1.

**Attendance:** 11,987

**Game Time:** 2:50

**Temperature:** 72

**Officials:** Referee: Jeff Hilyer; Umpire: Ken Huffhines; Linesman: Greg LeFils, Sr.; Line judge: Tim Sistrunk; Back judge: William Sorah; Field judge: Wes Booker; Side judge: Scott Solomon

**MURFREESBORO, TN** - Scoring droughts in the first and third quarters doomed the Blue Raiders chances to upset Arkansas State and hand the Sun Belt Conference co-champions their first league loss of the year. The Blue Raiders fell to the Red Wolves 45-19 at Floyd Stadium on before an announced crowd of 12,806.

Offensively, MT had 299 yards of total offense (80 yards rushing and 219 passing), while ASU, who leads the Sun Belt in almost every offensive category, piled up 536 (203 rushing and 333 passing). Murphy hit 28 of 48 passes for 219 yards and one touchdown. Kyle Griswold was is favorite receiver with 7 catches for 63 yards. Murphy was also the team's leading rusher with 46 yards on 15 carries. No other Blue Raider had more than 17 yards rushing.

Ikner had a great afternoon defensively, with nine tackles, a 46-yard interception return and a fumble recovery. T.L. Edwards had nine solo tackles and returned a fumble 35 yards. Freshman Shubert Bastien, subbing for the injured JiaJuan Fennell, had eight solo tackles, one tackle for loss, one forced fumble and a QB hurry.

Score by Quarters	1	2	3	4	Score
Arkansas State	15	10	14	6	45
Middle Tennessee	2	17	0	0	19

1st	14:16	ASU	Frampton 26 pass from Aplin (Herrold pass from Sullivent), 3-66, :44
	5:42	MT	Team Safety (blocked punt out of end zone)
	:44	ASU	Kincy 21 pass from Aplin (Davis kick), 2-19, :33
2nd	7:35	ASU	Jackson 8 run (Davis kick), 6-70, 1:50
	5:54	ASU	Davis 24 FG, 5-43, 1:13
	2:43	MT	Cunningham 1 run (Gendreau kick), 13-80, 3:11
	1:35	MT	Gendreau 26 FG, 4-5, :48
	:44	MT	McDonald 12 pass from Murphy (Gendreau kick), 1-12, :05
3rd	9:22	ASU	Jackson 2 run (Davis kick), 10-57, 4:37
	3:49	ASU	Robertson 30 run (Davis kick), 2-39, :40
4th	7:54	ASU	Aplin 2 run (kick failed), 11-77, 3:31

	ASU	MT
FIRST DOWNS	29	17
Rushing	11	4
Passing	15	11
Penalty	3	2
NET YARDS RUSHING	203	80
Rushing Attempts	51	35
Average Per Rush	4.0	2.3
Rushing Touchdowns	4	1
Yards Gained Rushing	223	110
Yards Lost Rushing	20	30
NET YARDS PASSING	333	219
Completions-Attempts-Int	29-41-1	28-48-0
Average Per Attempt	8.1	4.6
Average Per Completion	11.5	7.8
Passing Touchdowns	2	1
TOTAL OFFENSE YARDS	536	299
Total offense plays	92	83
Average Gain Per Play	5.8	3.6
Fumbles: Number-Lost	2-2	2-1
Penalties: Number-Yards	4-28	8-78
PUNTS-YARDS	5-162	8-354
Average Yards Per Punt	32.4	44.2
Net Yards Per Punt	24.8	38.8
Inside 20	2	2
50+ Yards	1	1
Touchbacks	1	0
Fair catch	0	4
KICKOFFS-YARDS	9-564	4-185
Average Yards Per Kickoff	62.7	46.2
Net Yards Per Kickoff	47.7	36.0
Touchbacks	5	0
Punt returns: Number-Yards-TD	4-44-0	2-18-0
Average Per Return	11.0	9.0
Kickoff returns: Number-Yds-TD	2-41-0	3-35-0
Average Per Return	20.5	11.7
Interceptions: Number-Yds-TD	0-0-0	1-46-0
Fumble Returns: Number-Yds-TD	1-0-0	1-35-0
Miscellaneous Yards	0	0
Possession Time	34:31	25:29
1st Quarter	6:31	8:29
2nd Quarter	6:24	8:36
3rd Quarter	9:16	5:44
4th Quarter	12:20	2:40
Third-Down Conversions	9 of 18	5 of 19
Fourth-Down Conversions	0 of 1	0 of 5
Red-Zone Scores-Chances	5-6	3-4
Touchdowns	4-6	2-4
Field goals	1-6	1-4

**RUSHING:** Arkansas State-Robertson, Jer. 13-85; Lawson, Derek 11-46; Aplin, Ryan 15-41; Smith, Andre 5-18; Jackson, F. 3-13; Smith, Rod 2-2; TEAM 2-minus 2. Middle Tennessee-Murphy, Jeff 15-46; Pratcher, W. 6-17; Cunningham, B. 11-16; Mason, Tyler 1-3; Whatley, Reggie 1-1; Team 1-minus 3.

**PASSING:** Arkansas State-Aplin, Ryan 25-37-1-294; Smith, Andre 4-4-0-39. Middle Tennessee-Murphy, Jeff 28-48-0-219.

**RECEIVING:** Arkansas State-Frampton, D. 10-141; Muse, Allen 5-41; Hall, Rod 3-28; Jarboe, Josh 2-43; Kincy, Anthony 1-21; Lucas, Earl 1-20; Jackson, F. 1-19; Jones, Julian 1-8; Stockemer, T. 1-8; McCants, Carlos 1-6; Murry, Kedric 1-2; Lawson, Derek 1-0; Fleming, R.J. 1-minus 4. Middle Tennessee-Griswold, Kyle 7-63; Blissard, Shane 3-26; Gray, Jamal 3-26; Cunningham, B. 2-20; Mason, Tyler 2-20; McDonald, S. 2-13; Turner, Harold 2-13; Jefferson, T. 2-12; Amos, Anthony 1-18; Blunt, Roderic 1-3; Seamster, Sammy 1-2; Whatley, Reggie 1-2; McLendon, Omar 1-1.

**INTERCEPTIONS:** Arkansas State-None. Middle Tennessee-Ikner, Arness 1-46.

**FUMBLES:** Arkansas State-Jackson, F. 1-1; Lucas, Earl 1-1. Middle Tennessee-Pratcher, W. 1-1; Murphy, Jeff 1-0.

**Attendance:** 12,806

**Game Time:** 3:30

**Temperature:** 65

**Officials:** Referee: Kevin Stine; Umpire: William Lee; Linesman: Scott Petersen; Line judge: Jeff Chandler; Back judge: Brian McGready; Field judge: Jamie Grant; Side judge: Eduardo Balbis



**Middle Tennessee 18**  
**FIU 31**

Game 11 • Nov. 26, 2011 • Floyd Stadium • Murfreesboro, TN



**Middle Tennessee 7**  
**North Texas 59**

Game 12 • Dec. 3, 2011 • Apogee Stadium • Dallas, TX

**MURFREESBORO, TN** - Middle Tennessee's final home game of the 2011 season followed the pattern of recent games, in falling behind early and not being able to catch up. The Blue Raiders swapped field goals for touchdowns in the first half, trailing 14-6 at the break, then falling behind 28-6 at the end of three quarters before rallying to score twice in the final frame.

The Blue Raiders fell to the Panthers, 31-18 before a crowd of 10,227 at Floyd Stadium. Middle Tennessee outgained FIU in total offense, 393-324, and in passing offense (291-143). The Panthers won the battle on the ground, 181-102.

Logan Kilgore (147) and Jeff Murphy (144) were almost dead even in passing yardage, as ten different receivers caught passes. Tavares Jefferson caught six passes for 55 yards, while Kyle Griswold had 104 yards on only four receptions, including a game-long 47 yarder from Kilgore.

Cunningham was the leading rusher for MT with 20 carries for 65 yards, while Kendrick Rhodes led the Panthers with 117 yards on 20 carries.

Score by Quarters	1	2	3	4	Score
FIU	7	7	14	3	31
Middle Tennessee	0	6	0	12	18

1st	2:30	FIU	Faucher 5 pass from Carroll (Griffin kick), 14-84, 7:32
2nd	8:50	MT	Gendreau 37 FG, 7-32, 2:50
	7:12	FIU	Rhodes 1 run (Griffin kick), 3-7, 1:38
	2:56	MT	Gendreau 25 FG, 12-59, 4:16
3rd	5:46	FIU	Hilton 2 pass from Carroll (Griffin kick), 7-51, 3:30
	:49	FIU	Harden 1 run (Griffin kick), 3-26, 1:03
4th	6:55	MT	Cunningham 1 run (pass failed), 13-96, 3:24
	3:51	FIU	Griffin 25 FG, 7-37, 3:09
	:19	MT	Whatley 1 run (pass failed), 12-81, 3:27

	FIU	MT
FIRST DOWNS	16	23
Rushing	12	6
Passing	4	13
Penalty	0	4
NET YARDS RUSHING	181	102
Rushing Attempts	41	37
Average Per Rush	4.4	2.8
Rushing Touchdowns	2	2
Yards Gained Rushing	194	126
Yards Lost Rushing	13	24
NET YARDS PASSING	143	291
Completions-Attempts-Int	15-23-0	28-45-2
Average Per Attempt	6.2	6.5
Average Per Completion	9.5	10.4
Passing Touchdowns	2	0
TOTAL OFFENSE YARDS	324	393
Total offense plays	64	82
Average Gain Per Play	5.1	4.8
Fumbles: Number-Lost	1-0	0-0
Penalties: Number-Yards	10-77	6-45
PUNTS-YARDS	5-217	3-65
Average Yards Per Punt	43.4	21.7
Net Yards Per Punt	27.8	20.3
Inside 20	2	1
50+ Yards	2	0
Touchbacks	2	0
Fair catch	0	0
KICKOFFS-YARDS	6-377	3-171
Average Yards Per Kickoff	62.8	57.0
Net Yards Per Kickoff	41.7	19.3
Touchbacks	0	0
Punt returns: Number-Yards-TD	1-4-0	1-38-0
Average Per Return	4.0	38.0
Kickoff returns: Number-Yds-TD	3-113-0	6-127-0
Average Per Return	37.7	21.2
Interceptions: Number-Yds-TD	2-33-0	0-0-0
Fumble Returns: Number-Yds-TD	0-0-0	0-0-0
Miscellaneous Yards	0	0
Possession Time	31:24	28:36
1st Quarter	9:48	5:12
2nd Quarter	6:38	8:22
3rd Quarter	6:58	8:02
4th Quarter	8:00	7:00
Third-Down Conversions	8 of 15	7 of 17
Fourth-Down Conversions	1 of 1	3 of 4
Red-Zone Scores-Chances	5-5	4-4
Touchdowns	4-5	2-4
Field goals	1-5	2-4

**RUSHING:** FIU-Rhodes, Kedrick 20-117; Harden, J. 10-46; Carroll, Wes 4-10; Hilton, T.Y. 3-10; Mallary, Darian 1-1; Perry, Darriet 2-1; TEAM 1-minus 4. Middle Tennessee-Cunningham, B. 20-65; Kilgore, Logan 4-13; Whatley, Reggie 6-11; Murphy, Jeff 5-6; Pratcher, W. 1-6; Kyle, D.D. 1-1.

**PASSING:** FIU-Carroll, Wes 15-23-0-143. Middle Tennessee-Murphy, Jeff 18-26-1-144; Kilgore, Logan 10-19-1-147.

**RECEIVING:** FIU-Faucher, Jon 3-37; Hilton, T.Y. 3-16; Rhodes, Kedrick 3-11; Younger, Jacob 2-55; Times, Wayne 2-11; Williams, Jairu 1-11; Mallary, Darian 1-2. Middle Tennessee-Jefferson, T. 6-55; Blissard, Shane 5-35; Griswold, Kyle 4-104; Beyah, Malcolm 3-28; Cunningham, B. 3-19; Amos, Anthony 2-14; McDonald, S. 2-9; Turner, Harold 1-17; Whatley, Reggie 1-6; Bamber, Jared 1-4.

**INTERCEPTIONS:** FIU-Hickman, Greg 1-34; Halley, Justin 1-minus 1. Middle Tennessee-None.

**FUMBLES:** FIU-Hilton, T.Y. 1-0. Middle Tennessee-None.

**Attendance:** 10,227  
**Game Time:** 3:01  
**Temperature:** 72  
**Officials:** Referee: Riley Johnson; Umpire: Tyrone Blanks; Linesman: Dirk Bell; Line judge: Terry Allgeier; Back judge: Wayne Gautney; Field judge: Dan Moore; Side judge: Fred Wiedower

**DENTON, TX** - Middle Tennessee put a wrap on the 2011 football season with a 59-7 loss to North Texas before 15,962 at Apogee Stadium. The Blue Raiders ended the year with six straight losses to finish 2-10 overall and 1-7 in Sun Belt play.

The Blue Raiders were led offensively by Benny Cunningham who gained 80 yards on 15 carries. Jamal Gray grabbed two passes for 24 yards. Kyle Griswold added one 20-yard catch for a touchdown.

Defensively, Middle Tennessee got seven tackles from Omar McLendon, while Sammy Seamster and Craig Allen added six stops.

The Mean Green got a Sun Belt Conference rushing record of 313 yards and four touchdowns from Lance Dunbar while James Hamilton added 108 yards on the ground.

UNT forced three turnovers and were led by Ryan Downing on defense with six tackles.

Defensively, Eric Russell, Darin Davis and Rob Blunt had six tackles each. Davis, Kendall Dangerfield and Jimmy Staten had tackles for loss.

Score by Quarters	1	2	3	4	Score
Middle Tennessee	0	0	0	7	7
North Texas	14	17	21	7	59

1st	10:21	NT	Thompson 1 run (Olen kick), 9-54, 4:39
	3:38	NT	Dunbar 1 run (Olen kick), 6-67, 2:59
2nd	14:23	NT	Dunbar 26 run (Olen kick), 3-22, 1:24
	5:38	NT	Dunbar 5 run (Olen kick), 8-79, 4:11
	:45	NT	Olen 40 FG, 4-21, :33
3rd	10:14	NT	Dunbar 14 run (Olen kick), 8-66, 3:54
	4:30	NT	Hamilton 1 run (Deans kick), 7-54, 3:46
	4:01	NT	Herron 3 blocked punt return (Deans kick)
4th	9:55	NT	Byrd 2 run (Deans kick), 8-58, 4:14
	7:40	MT	Griswold 20 pass from Murphy (Gendreau kick), 5-61, 2:15

	MT	NT
FIRST DOWNS	13	20
Rushing	8	17
Passing	5	1
Penalty	0	2
NET YARDS RUSHING	140	464
Rushing Attempts	38	69
Average Per Rush	3.7	6.7
Rushing Touchdowns	0	7
Yards Gained Rushing	176	468
Yards Lost Rushing	36	4
NET YARDS PASSING	91	23
Completions-Attempts-Int	10-28-0	2-7-0
Average Per Attempt	3.2	3.3
Average Per Completion	9.1	11.5
Passing Touchdowns	1	0
TOTAL OFFENSE YARDS	231	487
Total offense plays	66	76
Average Gain Per Play	3.5	6.4
Fumbles: Number-Lost	5-3	3-1
Penalties: Number-Yards	5-44	3-25
PUNTS-YARDS	8-262	4-147
Average Yards Per Punt	32.8	36.8
Net Yards Per Punt	26.0	37.0
Inside 20	0	1
50+ Yards	0	0
Touchbacks	0	0
Fair catch	1	0
KICKOFFS-YARDS	2-94	10-603
Average Yards Per Kickoff	47.0	60.3
Net Yards Per Kickoff	25.0	38.9
Touchbacks	0	1
Punt returns: Number-Yards-TD	1-1-0	6-54-1
Average Per Return	-1.0	9.0
Kickoff returns: Number-Yds-TD	9-194-0	2-44-0
Average Per Return	21.6	22.0
Interceptions: Number-Yds-TD	0-0-0	0-0-0
Fumble Returns: Number-Yds-TD	0-0-0	0-0-0
Miscellaneous Yards	0	0
Possession Time	22:44	37:16
1st Quarter	3:50	11:10
2nd Quarter	8:12	6:48
3rd Quarter	5:22	9:38
4th Quarter	5:20	9:40
Third-Down Conversions	5 of 18	9 of 18
Fourth-Down Conversions	0 of 2	3 of 4
Red-Zone Scores-Chances	1-2	6-7
Touchdowns	1-2	6-7
Field goals	0-2	0-7

**RUSHING:** Middle Tennessee-Cunningham, B. 15-80; Pratcher, W. 12-37; Whatley, Reggie 5-15; Murphy, Jeff 4-13; Kilgore, Logan 2-minus 5. North Texas-Dunbar, Lance 40-313; Hamilton, James 15-108; Brown, Jeremy 5-23; Squier, Weston 5-15; Byrd, Brandin 2-6; Thompson, Derek 2-minus 1.

**PASSING:** Middle Tennessee-Kilgore, Logan 6-16-0-42; Murphy, Jeff 4-12-0-49. North Texas-Thompson, Derek 2-7-0-23.

**RECEIVING:** Middle Tennessee-Amos, Anthony 3-17; Gray, Jamal 2-24; Jefferson, T. 2-20; Griswold, Kyle 1-20; Mason, Tyler 1-10; Pratcher, W. 1-0. North Texas-Outlaw, Michael 1-16; Dunbar, Lance 1-7.

**INTERCEPTIONS:** Middle Tennessee-None. North Texas-None.

**FUMBLES:** Middle Tennessee-Cunningham, B. 3-2; Kilgore, Logan 1-0; Jefferson, T. 1-1. North Texas-Hamilton, James 1-0; Thompson, Derek 1-1; Chancellor, B. 1-0.

**Attendance:** 15,962  
**Game Time:** 2:50  
**Temperature:** 61  
**Officials:** Referee: Tony Bakert; Umpire: Stan Weihe; Linesman: Buddy Burt; Line judge: Bryan Borill; Back judge: Lance Bobbitt; Field judge: DuVal West; Side judge: Bart Horne





# RECORDS

## TEAM RECORDS

### Most Attempts - Game

1.	81	Mississippi Valley St.	10/10/87
2.	64	Florida Atlantic	10/15/05
3.	61	Austin Peay	9/11/10
4.	60	Arkansas State	11/2/10
5.	59	UT-Martin	11/7/98

### Most Attempts - Season

1.	588	(588-2062)	1976
2.	586	(586-1897)	1971
3.	559	(559-1999)	1972
4.	550	(550-2808)	1985
5.	549	(549-2256)	1975

### Most Yards - Game

1.	592	UT-Martin	10/14/90
2.	469	UT-Martin	11/7/98
3.	461	Murray State	11/7/59
4.	385	FIU	11/7/09
5.	353	Austin Peay	9/11/10

### Most Yards - Season

1.	3188	(533-3188)	1990
2.	2874	(547-2874)	1959
3.	2808	(550-2808)	1985
4.	2647	(478-2647)	1991
5.	2614	(471-2614)	2001

### Most Touchdowns - Game

1.	8	Morehead State	11/14/92
	8	Campbellsville	9/18/93
	8	Murray State	9/26/92
4.	7	Austin Peay	9/11/10
	7	Connecticut	11/4/00

### Most Touchdowns - Season

1.	36	1990
	36	1985
3.	33	1992
	33	1993
5.	32	1991, 2001, 2010

### Most Yards Per Carry - Game

1.	9.1	Louisville	9/6/07
2.	8.5	North Texas	11/22/08
3.	7.9	UT-Martin	11/7/98
4.	7.6	Louisiana Tech	10/7/00
5.	7.5	Florida Atlantic	11/4/06

### Most Yards Per Carry - Season

1.	5.98	(533-3188)	1990
2.	5.55	(471-2614)	2001
3.	5.54	(478-2647)	1991
4.	5.29	(404-2138)	2000
5.	5.25	(547-2874)	1959

### Most Yards Per Game - Season

1.	289.8	(11 games)	1990
2.	287.4	(10 games)	1959
3.	255.3	(11 games)	1985
4.	240.6	(11 games)	1991
5.	239.3	(10 games)	1957
	239.3	(10 games)	1958

## INDIVIDUAL RECORDS

### Most Attempts - Game

1.	38	Joe Campbell vs Sam Houston State	11/30/91
	38	Kippy Bayless vs Tennessee Tech	11/19/94
	38	Mike Moore vs Austin Peay	10/29/77
	38	Torin Kirtsey vs Tennessee State	9/5/98
5.	37	Dwone Hicks vs Vanderbilt	8/30/01

37	Brigham Lyons vs Tennessee State	9/2/95	
7.	36	Kelverrick Green vs Tennessee Tech	11/23/96
	36	Kippy Bayless vs Southeast Missouri	10/23/93
9.	35	Joe Campbell vs Western Kentucky	9/22/90
	35	Vince Hall vs Morehead State	9/22/84

### Most Attempts - Season

1.	296	Mike Moore (1015 yards)	1977
2.	268	Kippy Bayless (1346 yards)	1994
3.	260	Vince Hall (1439 yards)	1984
4.	249	Mike Moore (1188 yards)	1976
5.	231	Reuben Justice (878 yards)	1970
6.	224	Dwight Dasher (1154 yards)	2009
7.	219	Dwight Stone (1026 yards)	1986
8.	212	Mike Moore (1247 yards)	1975
9.	210	Brigham Lyons (876 yards)	1995
10.	202	Eugene Gross (882 yards)	2006

### Most Attempts - Career

1.	807	Mike Moore (3678 yards)	1974-77
2.	676	Eugene Gross (2753 yards)	2003-06
3.	638	Joe Campbell (3823 yards)	1988-91
4.	600	Dwone Hicks (3613 yards)	1999-02
5.	599	Kippy Bayless (3286 yards)	1991-94
6.	545	Gerald Anderson (2862 yards)	1984-87
7.	536	Dwight Dasher (2419 yards)	2007-10
8.	533	Vince Hall (3075 yards)	1981-84
9.	491	Marvin Collier (1652 yards)	1985-88
10.	457	Reuben Justice (1688 yards)	1969-71

### Most Yards - Game

1.	311	Dwone Hicks vs Louisiana Tech	10/7/00
2.	259	Kelverrick Green vs Tennessee-Martin	11/7/98
3.	251	Torin Kirtsey vs Tennessee State	9/5/98
4.	250	Vince Hall vs Morehead State	9/22/84
5.	244	Walter Dunson vs UT Martin	11/7/92
6.	235	Joe Campbell vs Morehead State	10/27/90
7.	229	Ricky Martin vs Murray State	11/10/90
8.	223	Vince Hall vs Indiana State	12/1/84
9.	219	Mike Moore vs East Tennessee	11/13/76
10.	215	Ricky Martin vs Tennessee Tech	11/17/90

### Most Yards - Season

1.	1439	Vince Hall (260 carries)	1984
2.	1346	Kippy Bayless (268 carries)	1994
3.	1277	Dwone Hicks (186 carries)	2000
4.	1247	Mike Moore (212 carries)	1975
5.	1214	Kippy Bayless (198 carries)	1993
6.	1188	Mike Moore (249 carries)	1976
7.	1154	Dwight Dasher, qb (224 carries)	2009
8.	1143	Dwone Hicks (191 carries)	2001
9.	1136	Joe Campbell (151 carries)	1990
10.	1121	Joe Campbell (198 carries)	1991

### Most Yards - Career

1.	3823	Joe Campbell (638 carries)	1988-91
2.	3678	Mike Moore (807 carries)	1974-77
3.	3613	Dwone Hicks (600 carries)	1999-2002
4.	3286	Kippy Bayless (599 carries)	1991-94
5.	3075	Vince Hall (533 carries)	1981-84
6.	2862	Gerald Anderson (545 carries)	1984-87
7.	2753	Eugene Gross (676 carries)	2003-2006
8.	2524	Bobby Young (186 carries)	1951-53
9.	2419	Dwight Dasher (536 carries)	2007-2010
10.	2250	Brigham Lyons (419 carries)	1992-95

### Most Touchdowns - Game

1.	6	Dwone Hicks vs Louisiana Tech	10/7/00
2.	5	Phillip Tanner vs North Texas	11/22/08
3.	4	Eugene Gross vs Florida Atlantic	10/15/05
	4	Dwone Hicks vs Connecticut	11/17/01
	4	Dwone Hicks vs Vanderbilt	8/30/01
	4	Dwone Hicks vs Connecticut	11/4/00
	4	Joe Campbell vs Austin Peay	10/20/90

4	Kelverrick Green vs UT Martin	11/9/96
4	Kippy Bayless vs Austin Peay	11/6/93
4	Marvin Collier vs Miss. Valley St.	10/10/87
4	Walter Dunson vs Murray State	9/26/92
4	Walter Dunson vs Murray State	9/28/91

### Most Touchdowns - Season

1.	20	Dwone Hicks	2001
2.	19	Dwone Hicks	2000
3.	15	Phillip Tanner	2008
	15	Kippy Bayless	1994
	15	Kippy Bayless	1993
6.	14	Joe Campbell	1991
7.	13	Phillip Tanner	2010
	13	Dwight Dasher	2009
	13	Eugene Gross	2005
	13	Joe Campbell	1990
	13	Dwight Stone	1986
	13	Walter Dunson	1991
	13	Walter Dunson	1992
	13	Dwight Stone	1985

### Most Touchdowns - Career

1.	53	Dwone Hicks	1999-02
2.	44	Joe Campbell	1988-91
3.	41	Eugene Gross	2003-06
4.	38	Kippy Bayless	1991-94
5.	33	Phillip Tanner	2006-10
6.	27	Walter Dunson	1990-92
	27	Gerald Anderson	1984-87
8.	26	Dwight Stone	1985-86
	26	Brigham Lyons	1992-95
10.	24	Dwight Dasher	2007-10
	24	Mike Moore	1974-77

### Most Yards Per Carry - Game

1.	18.8	Joe Campbell vs Sam Houston (11)	11/30/91
2.	14.7	Joe Campbell vs Morehead St. (16)	10/27/90
3.	11.8	Dwaine Copeland vs Ball State (17)	11/2/74
4.	11.4	Phillip Tanner vs North Texas (14)	11/22/08
5.	10.8	D.D. Kyles vs FAU (13)	11/31/09

### Most Yards Per Carry - Season

1.	8.55	Brigham Lyons (75-641)	1992
2.	8.36	Ricky Martin (95-794)	1990
3.	8.06	Walter Dunson (77-621)	1991
4.	7.95	Rodney Shelton (21-167)	1993
5.	7.52	Joe Campbell (151-1136)	1990

### Most Yards Per Carry - Career

1.	13.57	Bobby Young (186-2524)	1951-53
2.	7.98	Ray Purvis (199-1588)	1956-59
3.	6.99	Walter Dunson (244-1706)	1990-92
4.	6.57	ReShard Lee (218-1432)	2001-02
5.	6.33	Buck Rolman (198-1254)	1955-58
6.	6.02	Dwone Hicks (600-3613)	1999-2002
7.	5.99	Joe Campbell (638-3823)	1988-91
8.	5.99	Ricky Martin (294-1760)	1987-90
9.	5.93	Charles Rice (107-634)	1960-62
10.	5.77	Vince Hall (533-3075)	1981-84

### Most Yards Per Game - Season

1.	130.8	Vince Hall (11 games)	1984
2.	122.4	Kippy Bayless (11 games)	1994
3.	120.5	Walter Dunson (8 games)	1992
4.	116.1	Dwone Hicks (11 games)	2000
5.	113.6	Joe Campbell (10 games)	1990
6.	110.4	Kippy Bayless (11 games)	1993
7.	109.2	Kelverrick Green (6 games)	1996
8.	106.2	Gerald Anderson (10 games)	1985
9.	105.4	Vince Hall (9 games)	1983
10.	103.9	Dwone Hicks (11 games)	2001

**Most Yards Per Game - Career**

1.	88.9	Joe Campbell (43 games)	1988-91
2.	88.1	Dwone Hicks (41 games)	1999-2002
3.	87.9	Vince Hall (35 games)	1981-84
4.	77.5	Dwight Stone (22 games)	1985-86
5.	74.7	Kippy Bayless (44 games)	1991-94
6.	69.8	Gerald Anderson (41 games)	1984-87
7.	65.1	ReShard Lee (22 games)	2001-02
8.	59.0	Dwight Dasher (41 games)	2007-10
9.	58.8	Walter Dunson (29 games)	1990-92
10.	58.6	Eugene Gross (47 games)	2003-06

**Longest Run**

1.	92	Jim Bostic vs Western Kentucky	1941
2.	89	Tommy Latimer vs Tennessee Tech	11/17/73
3.	87	Brigham Lyons vs Murray State	9/26/92
4.	85	Brigham Lyons vs Murray State	9/26/92
	85	Dwight Stone vs Morehead State	9/28/85
	85	Walter Dunson vs Murray State	9/26/92
7.	79	Phillip Tanner vs Louisville	9/6/07
	79	Dwone Hicks vs Louisiana Tech	10/7/00

**Consecutive 100-Yard Games**

1.	7	Vince Hall	1983
2.	5	Dwone Hicks	2002
	5	Kippy Bayless	1993
	5	Vince Hall	1984 (twice)
5.	4	Dwone Hicks	2000
	4	Kippy Bayless	1994

**Most Yards By Quarterback**

**Game** ..... 201, Dwight Dasher vs Southern Miss, 12/20/09  
**Season** ..... 1,154, Dwight Dasher, 2009  
**Career** ..... 2,419, Dwight Dasher, 2007-2010

**Most Yards By Senior**

**Game** ..... 250, Vince Hall vs Morehead State, 9/22/84  
**Season** ..... 1,439, Vince Hall, 1984

**Most Yards By Junior**

**Game** ..... 259, Kelverrick Green vs UT-Martin, 11/7/98  
**Season** ..... 1,214, Kippy Bayless, 1993

**Most Yards By Sophomore**

**Game** ..... 311, Dwone Hicks vs Louisiana Tech, 10/7/00  
**Season** ..... 1,277, Dwone Hicks, 2000

**Most Yards By Freshman**

**Game** ..... 188, Brigham Lyons vs Murray State, 9/26/92  
**Season** ..... 735, Eugene Gross, 2003

**■ 1,000-YARD RUSHERS**

Player/Season	Rushes	Yards	Avg
1. Vince Hall, '84	260	*1,439	5.5
2. Kippy Bayless, '94	268	1,346	5.0
3. Dwone Hicks, '00	186	1,277	6.9
4. Mike Moore, '75	212	1,247	5.9
5. Kippy Bayless, '93	198	1,214	6.1
6. Mike Moore, '76	249	1,188	4.8
7. Dwight Dasher, '09	224	1,154	5.2
8. Dwone Hicks, '01	191	1,143	6.0
9. Joe Campbell, '90	151	1,136	7.5
10. Joe Campbell, '91	198	1,121	5.7
11. Bobby Young, '53	186	1,082	5.8
12. Gerald Anderson, '85	182	1,062	5.8
13. Dwight Stone, '86	219	1,026	4.7
14. Mike Moore, '77	*296	1,015	3.4
15. Dwone Hicks, '02	184	1,011	5.5

\*MT record

**■ ANNUAL RUSHING LEADERS**

Year	Player	Att	Yards	TDs	Avg
1949	Maxie Runion (Jr.)	---	710	---	---
1950	Not Available	---	---	---	---
1951	John Raymond Smith (Sr.)	---	640	---	---
1952	Bobby Young (So.)	---	921	---	---
1953	Bobby Young (Jr.)	186	1082	8	5.8
1954	Clifton Tribble	---	685	---	---
1955	Terry Sweeney (Jr.)	110	563	4	5.1
1956	Tillman Harris (Sr.)	80	571	4	7.1
1957	Ray Purvis (So.)	64	490	4	7.7
1958	Bucky Pitts (Jr.)	104	639	3	6.1
1959	Ray Purvis (Sr.)	64	583	8	9.1
1960	Larry Puryer (Sr.)	123	500	3	4.1
1961	Phil Grammer (So.)	90	417	6	4.6
1962	David Petty (So.)	92	400	3	4.3
1963	David Petty (Jr.)	87	332	6	3.8
1964	Bob Hlodan (So.)	101	557	3	5.5
1965	Bob Hlodan (Jr.)	89	422	2	4.7
1966	Larry Mathews (Jr.)	128	550	5	4.3
1967	Larry Mathews (Sr.)	138	442	9	3.2
1968	Taylor Edwards (So.)	110	377	8	3.4
1969	Reuben Justice (Fr.)	110	375	4	3.4
1970	Reuben Justice (So.)	231	878	4	3.8
1971	Reuben Justice (Jr.)	116	435	4	3.8
1972	Melvin Daniels (Jr.)	148	519	8	3.5
1973	Joe Pelt (Sr.)	89	414	0	4.7
1974	Dwaine Copeland (Sr.)	155	858	5	5.5
1975	Mike Moore (So.)	212	1247	7	5.9
1976	Mike Moore (Jr.)	249	1188	9	4.8
1977	Mike Moore (Sr.)	296	1015	8	3.4
1978	Joe Bowers (Jr.)	119	415	3	3.5
1979	Paul Carter (Fr.)	96	479	0	5.0
1980	Sammy Bryant (Jr.)	159	635	2	4.0
1981	Sammy Bryant (Sr.)	158	523	6	3.3
1982	Danny Colwell (Jr.)	124	697	1	5.6
1983	Vince Hall (Jr.)	137	949	7	6.9
1984	Vince Hall (Sr.)	260	1439	5	5.5
1985	Gerald Anderson (So.)	182	1062	12	5.8
1986	Dwight Stone (Sr.)	219	1026	13	4.7
1987	Gerald Anderson (Sr.)	191	980	11	5.1
1988	Joe Campbell (Fr.)	118	626	9	5.3
1989	Joe Campbell (So.)	171	940	8	5.5
1990	Joe Campbell (Jr.)	151	1136	13	7.5
1991	Joe Campbell (Sr.)	198	1121	14	5.7
1992	Walter Dunson (Sr.)	151	964	13	6.4
1993	Kippy Bayless (Jr.)	198	1214	15	6.1
1994	Kippy Bayless (Sr.)	268	1346	15	5.0
1995	Brigham Lyons (Sr.)	210	876	10	4.2
1996	Kelverrick Green (Fr.)	137	655	7	4.8
1997	Lebrian McGill (Sr.)	137	653	9	4.8
1998	Torin Kirtsey (Jr.)	154	774	7	5.0
1999	Jamison Palmer (Jr.)	117	548	9	4.7
2000	Dwone Hicks (So.)	186	1277	19	6.9
2001	Dwone Hicks (Jr.)	191	1143	20	6.0
2002	Dwone Hicks (Sr.)	184	1011	11	5.5
2003	Eugene Gross (Fr.)	189	735	10	3.9
2004	Eugene Gross (So.)	103	412	7	4.0
2005	Eugene Gross (Jr.)	182	724	13	4.0
2006	Eugene Gross (Sr.)	202	882	11	4.4
2007	Dwight Dasher (Fr.)	121	530	3	4.4
2008	Phillip Tanner (Jr.)	188	714	15	3.8
2009	Dwight Dasher (Jr.)	224	1154	13	5.2
2010	Phillip Tanner (Sr.)	160	928	13	5.8
2011	William Pratcher (So.)	122	585	2	4.8

**■ 200-YARD RUSHING GAMES**

Yards	Name	Opponent	Date
311	Dwone Hicks	Louisiana Tech	10/7/00
259	Kelverrick Green	Tennessee-Martin	11/7/98

251	Torin Kirtsey	Tennessee State	9/5/98
250	Vince Hall	Morehead State	9/22/84
235	Joe Campbell	Morehead State	10/27/90
229	Ricky Martin	Murray State	11/10/90
224	Walter Dunson	Tennessee-Martin	11/7/92
223	Vince Hall	Indiana State	12/1/84
219	Mike Moore	East Tennessee State	11/13/76
215	Ricky Martin	Tennessee Tech	11/17/90
214	Gerald Anderson	Youngstown State	11/2/85
212	Mike Moore	Western Carolina	11/1/75
208	Eugene Gross	Florida Atlantic	11/4/06
207	Joe Campbell	Sam Houston State	11/30/91
204	Joe Campbell	Western Kentucky	9/22/90
203	Dwone Hicks	Vanderbilt	8/30/01
202	Dwone Hicks	Idaho	10/6/01
202	Mike Moore	Morehead State	9/25/76
201	Dwight Dasher	Southern Miss	12/20/09
200	Vince Hall	Eastern Kentucky	11/24/84
200	Dwaine Copeland	Ball State	11/2/74

**■ 100-YARD RUSHING GAMES**

Yards	Opponent	Date
311	Louisiana Tech	10/7/00
203	Vanderbilt	8/30/01
202	Idaho	10/26/02
184	Connecticut	11/4/00
169	Utah State	11/30/02
169	Idaho	10/6/01
156	UConn	11/17/01
143	Louisiana-Monroe	11/14/02
134	Illinois	9/2/00
120	New Mexico State	11/2/02
117	Maryland	9/23/00
116	LSU	11/10/01
116	Mississippi State	10/28/00
114	Murray State	9/16/00
110	South Florida	11/1/00
107	North Texas	11/23/02
105	Louisiana -Monroe	10/14/00
104	Tennessee-Martin	11/6/99

Yards	Opponent	Date
235	Morehead St.	10/27/90
207*	Sam Houston St.	11/30/91
204	Western Kentucky	9/22/90
195	Tennessee Tech	11/18/89
177	Eastern Kentucky	11/4/89
163	Murray St.	11/11/89
153	Western Kentucky	10/5/91
150	Morehead St.	11/16/91
146	Tennessee St.	9/7/91
143	Tennessee St.	9/1/90
141	Murray St.	9/28/91
135	Tennessee-Martin	10/31/91
127	Tennessee St.	9/2/89
119	Austin Peay	10/20/90
114	Western Kentucky	9/16/89
106	Southeast Missouri St.	10/26/91
102*	Boise St.	12/1/90
101	Austin Peay St.	10/12/91

Yards	Opponent	Date
250	Morehead St.	9/22/84
223*	Indiana St.	12/1/84
200*	Eastern Kentucky	11/24/84
197	Murray St.	10/16/82
178	Tennessee Tech	11/17/84
168	Georgia Southern	11/10/84
164	Murray St.	10/15/83
158	Akron	9/29/84
157	Youngstown St.	10/29/83
152	Murray St.	10/13/84
135	Jacksonville St.	9/15/84
131	Morehead St.	9/24/83
130*	Louisiana Tech	12/8/84
128	Tennessee-Martin	9/17/83
127	Eastern Kentucky	10/6/84
125	Austin Peay St.	10/22/83
109	Akron	10/1/83
106	Eastern Kentucky	
108/8/83		

Yards	Opponent	Date
190	Southeast Missouri St.	10/23/93
182	Tennessee Tech	11/19/94
165	Eastern Kentucky	10/1/94
157	Jacksonville St.	10/29/94
157	Campbellsville	9/18/93
156	Southeast Missouri St.	10/22/94
153	Tennessee-Martin	10/8/94
145	Murray St.	9/25/93
138	Eastern Kentucky	11/13/93
137	Murray St.	9/24/94
135	Eastern Kentucky	10/17/92
126	Tennessee St.	10/2/93
123	Tulsa	10/30/93
109	Austin Peay St.	11/6/93
100	James Madison	9/10/94
100	Morehead St.	10/16/93

Yards	Opponent	Date
219	East Tennessee St.	11/13/76
212	Western Carolina	11/1/75
202	Morehead St.	9/25/76
194	East Tennessee St.	11/15/75
165	Carson-Newman College	9/13/75
146	Tennessee-Chattanooga	10/2/76
136	Tennessee Tech	11/20/76
130	Austin Peay State	10/29/77
124	East Tennessee St.	11/16/74
114	Tennessee-Martin	9/17/77
106	Murray St.	10/15/77
106	Eastern Kentucky	10/8/77
101	Eastern Kentucky	10/11/75

Yards	Opponent	Date
214	Youngstown State	11/2/85
154	Lenoir-Rhyne	9/7/85
153	Western Kentucky	11/9/85
145	Western Kentucky	11/3/84
137	Tennessee State	9/5/87
136	Jacksonville State	9/21/85
123	Eastern Kentucky	11/24/84
118*	Georgia Southern	12/7/85
115	Murray State	11/14/87
114	Eastern Kentucky	10/12/85
113	Youngstown State	10/31/87
112	Mississippi Valley State	10/10/87

Yards	Opponent	Date
188	Murray State	9/26/92
144*	Appalachian State	11/28/92
140	Tennessee State	9/2/95
135	Austin Peay	10/10/92
127	Alabama-Birmingham	9/30/95
117	Morehead State	9/16/95
111	Southeast Missouri State	10/24/92
109	Tennessee State	10/2/93
107*	Marshall	12/5/92

Yards	Opponent	Date
146	Western Kentucky	11/8/69
143	Tennessee-Chattanooga	10/3/70
138	Tennessee-Chattanooga	10/2/71
127	Tennessee-Martin	9/12/70
123	Tennessee Tech	11/28/70
120	East Tennessee State	11/15/69
114	Tennessee Tech	11/27/69
103	Florence State	9/11/71
101	Eastern Kentucky	10/10/70

Yards	Opponent	Date
208	Florida Atlantic	11/4/06
141	Idaho	10/18/03
131	Florida Atlantic	10/15/05
129	North Texas	9/10/05
113	North Texas	10/2/04
102	New Mexico State	10/11/03
100	Louisiana-Monroe	10/21/06

Yards	Opponent	Date
181	Morehead State	11/8/86
151	Southwest Missouri State	10/18/86
148	Georgia Southern	9/20/86
136	Lenoir-Rhyne	9/7/85

108*	Georgia Southern	12/7/85
106	Tennessee Tech	11/23/85
104	Morehead State	9/28/85

Yards	Opponent	Date
146	Arkansas State	11/3/01
144	Vanderbilt	10/12/02
127	Louisiana-Lafayette	9/29/01
116	New Mexico State (QB)	11/2/02
113	Southeast Missouri	9/28/02
104	Arkansas State	10/5/02

Yards	Opponent	Date
224	Tennessee-Martin	11/7/92
187	Murray State	9/26/92
164	Tennessee St.	9/5/92
152	Northern Illinois	10/3/92
144	Morehead State	11/16/91
102	Tennessee Tech	11/23/91

Yards	Opponent	Date
259	Tennessee-Martin	11/7/98
175	Tennessee-Martin	11/9/96
130	Western Kentucky	10/19/96
124	Tennessee Tech	11/23/96
115	Tennessee-Martin	10/11/97
115	Southeast Missouri State	10/26/96

Yards	Opponent	Date
143	Tennessee-Chattanooga	9/14/96
125	Southeast Missouri State	10/27/97
124	Southeast Missouri	10/21/95
117	Tennessee Tech	11/11/95
109	Jacksonville State	10/4/97
109	Austin Peay State	10/7/95

Yards	Opponent	Date
159	North Texas	11/22/08
150	FAU	11/27/10
144	Louisville	9/6/07
127	Austin Peay	9/11/10
104	Louisiana	9/25/10

Yards	Opponent	Date
177	Louisiana-Lafayette	11/14/09
140	FAU	10/31/09
110	FIU	11/7/09
105	Memphis	10/1/11

Yards	Opponent	Date
201	Southern Miss	12/20/09
180	Memphis	10/13/07
178	FIU	11/7/09
108	FAU	10/31/09

Yards	Opponent	Date
172	Mississippi Valley State	10/10/87
152	Akron	11/16/85
127	Youngstown State	11/1/86
110	Georgia Southern	9/20/86

Yards	Opponent	Date
200	Ball State	11/2/74
142	Morehead State	9/28/74
120	Eastern Kentucky	10/6/73
106	Austin Peay	10/20/73

Yards	Opponent	Date
136	Western Kentucky	11/5/83
110	Western Kentucky	11/6/82
108	Murray St.	10/16/82

Yards	Opponent	Date
177	Western Carolina	11/1/75
137	Eastern Kentucky	10/11/75
132	Carson-Newman College	9/13/75

Yards	Opponent	Date
132	Austin Peay St.	10/22/88
111	Tennessee-Chattanooga	9/30/89
100	Tennessee St.	9/5/87

Yards	Opponent	Date
251	Tennessee St.	9/5/98
148	Eastern Illinois	10/24/98
127	Murray St.	10/10/99

Yards	Opponent	Date
229	Murray St.	11/10/90
215	Tennessee Tech	11/17/90
119	Murray St.	11/14/87

Yards	Opponent	Date
165	Morehead State	10/22/66
106	Tennessee Tech	11/23/67
105	Morehead State	10/23/65

Yards	Opponent	Date
177	Tennessee Tech	11/26/64
120	Austin Peay	10/13/64
103	Chattanooga	10/17/64

Yards	Opponent	Date
125	FAU	10/22/11
106	WKU	10/6/11

**CHRIS BRYAN (2)**  
Yards and opponents not available.

Yards	Opponent	Date
142	East Tennessee St.	11/11/72
117	Tennessee Tech	11/18/72

Yards	Opponent	Date
117	Troy	9/24/11

Yards	Opponent	Date
122	Connecticut	11/17/01

Yards	Opponent	Date
183	Wofford	9/18/99

Yards	Opponent	Date
108	Louisiana-Lafayette	11/18/00

Yards	Opponent	Date
104	Murray State	10/14/67

Yards	Opponent	Date
110	Murray State	10/31/70

Yards	Opponent	Date
123	Murray St.	10/18/69

Yards	Opponent	Date
125	Eastern Kentucky	10/6/79

Yards	Opponent	Date
136	Morehead St.	9/23/72

Yards	Opponent	Date
123	Murray St.	10/14/72

Yards	Opponent	Date
106	Murray St.	9/25/93

\*Occurred in a playoff game



**TEAM RECORDS**

**Most Attempts - Game**

1.	52	ULM	11/12/11
	52	Maryland	9/23/00
3.	50	WKU	10/6/11
4.	48	Troy	9/24/11
	48	Arkansas State	11/19/11
	48	UCF	11/13/99
7.	47	Purdue	9/3/11
	47	Texas A&M	11/18/95
9.	46	Maryland	9/19/09
	46	UL-Lafayette	9/25/04
	46	Troy	11/20/04
	46	James Madison	9/10/94

**Most Attempts - Season**

1.	509	(299-509-15)	2011
2.	436	(238-436-15)	2009
3.	414	(256-414-11)	2008
4.	404	(282-404-16)	2004
5.	397	(254-397-14)	1999

**Most Completions - Game**

1.	35	UL-Lafayette	9/25/04
2.	33	Akron	9/11/04
3.	32	ULM	11/12/11
4.	31	FAU	10/22/11
	31	New Mexico State	10/27/01
	31	Louisiana Tech	10/16/99
7.	30	Arkansas State	10/9/04
	30	Louisiana-Monroe	9/22/01
	30	UCF	11/13/99
	30	Maryland	9/23/00

**Most Completions - Season**

1.	299	(299-509-15)	2011
2.	282	(282-404-16)	2004
3.	256	(256-414-11)	2008
4.	254	(254-397-14)	1999
5.	238	(238-436-15)	2009

**Most Yards - Game**

1.	459	Idaho	10/6/01
2.	447	Arkansas State	10/9/04
3.	417	WKU	10/24/09
4.	415	Troy	9/24/11
5.	401	Louisiana-Monroe	11/3/07

**Most Yards - Season**

1.	3064	(238-436-15)	2009
2.	3052	(299-509-15)	2011
3.	2945	(282-404-16)	2004
4.	2900	(256-414-11)	2008
5.	2720	(224-366-8)	2003

**Most Yards Per Game - Season**

1.	267.7	(11 games)	2004
2.	254.3	(12 games)	2011
3.	246.5	(11 games)	1999
4.	243.7	(11 games)	2001
5.	241.7	(12 games)	2008

**Most Touchdowns - Game**

1.	6	Idaho	10/6/01
2.	5	Troy	9/24/11
3.	5	UT-Martin	10/28/67
4.	4	Arkansas State	11/21/09
	4	WKU	10/24/09
	4	Louisiana-Monroe	11/3/07
	4	Arkansas State	10/9/04
	4	Louisiana-Lafayette	11/15/03
	4	South Florida	11/11/00

**Most Touchdowns - Season**

1.	25	2009
2.	22	1984
3.	21	2011
	21	2007
	21	2001

**Passes Had Intercepted - Game**

1.	7	Tennessee Tech	11/21/81
2.	5	UT-Chattanooga	10/1/77
3.	4	Miami (Ohio)	1/6/11
	4	Arkansas State	11/2/10
	4	Georgia Tech	10/16/10
	4	Mississippi State	10/17/09
	4	Murray State	9/27/97
	4	Marshall	11/26/94
	4	Austin Peay	10/20/84

**Passes Had Intercepted - Season**

1.	24	(226-384-24)	2010
	24	(139-297-24)	1968
3.	23	(130-306-23)	1969
4.	21	(48-152-21)	1974
5.	19	(77-209-19)	1975

**Most Passing Yards Per Attempt - Game**

1.	17.3	New Mexico State	10/11/03 (12-208)
2.	16.4	Idaho	10/6/01 (28-459)
2.	14.5	UL-Lafayette	10/19/02 (24-347)
3.	13.8	Louisiana-Monroe	11/3/07 (29-401)
4.	13.1	Arkansas St.	10/9/04 (34-447)
5.	11.7	Troy	9/8/01 (28-328)
	11.7	Wofford	9/18/99 (31-362)

**Most Passing Yards Per Attempt - Season**

1.	8.9	(153-256-12)	1994
	8.9	(82-136-6)	1985
3.	8.8	(84-156-9)	1961
4.	8.6	(214-310-6)	2001
	8.6	(106-180-12)	1963

**Most Passing Yards Per Completion - Game**

1.	23.1	New Mexico State	10/11/03 (9-208)
2.	21.5	Florida International	9/29/07 (12-258)
3.	20.7	Louisville	9/6/07 (14-290)
4.	20.4	UL-Lafayette	10/19/02 (17-347)
5.	20.2	Kentucky	9/21/02 (10-202)

**Most Passing Yards Per Completion - Season**

1.	19.0	(61-144-12)	1955
2.	16.4	(84-156-9)	1961
3.	16.2	(48-152-21)	1974
4.	15.8	(85-200-17)	1976
5.	15.7	(141-275-16)	1965

**Completion Percentage - Game**

1.	91.70	UTC	10/20/62 (11-12)
2.	91.30	J'ville St.	10/29/94 (21-23)
3.	88.23	Arkansas St.	10/9/04 (30-34)
4.	83.90	Wofford	9/18/99 (26-31)
5.	82.14	Idaho	10/6/01 (23-28)

**Completion Percentage - Season**

1.	69.8	(282-404-16)	2004
2.	69.0	(214-310-6)	2001
3.	65.8	(208-316-7)	2005
4.	65.2	(163-250-3)	1998
5.	64.0	(254-397-14)	1999

**Efficiency Rating - Game**

1.	303.1	New Mexico State	10/11/03
2.	290.6	Idaho	10/6/01
3.	237.53	Louisiana-Monroe	11/3/07
4.	237.49	Arkansas State	10/9/04

5.	213.9	Wofford	9/18/99
----	-------	---------	---------

**Efficiency Rating - Season**

1.	160.16	(214-310-6)	2001
2.	153.2	(121-201-9)	1984
3.	152.6	(82-136-6)	1985
4.	146.8	(153-256-12)	1994
5.	146.8	(106-180-12)	1963

**INDIVIDUAL RECORDS**

**Most Attempts - Game**

1.	49	<b>Logan Kilgore</b> vs WKU	10/6/11
2.	48	<b>Jeff Murphy</b> vs Arkansas State	11/19/11
	48	<b>Logan Kilgore</b> vs Troy	9/24/11
4.	47	Wes Counts vs UCF	11/13/99
5.	46	Clint Marks vs Louisiana-Lafayette	9/25/04
	46	Jonathan Quinn vs UT-Chattanooga	9/13/97
	46	Kelly Holcomb vs James Madison	9/10/94
8.	45	<b>Logan Kilgore</b> vs Purdue	9/3/11
	45	Jonathan Quinn vs Tennessee St.	9/6/97
10.	44	Dwight Dasher vs Troy	10/6/09
	44	Dwight Dasher vs Maryland	9/19/09
	44	Billy Walker vs UT-Martin	10/28/67
	44	Kelly Holcomb vs Eastern Kentucky	12/7/91

**Most Attempts - Season**

1.	399	Dwight Dasher (219-399-14)	2009
2.	390	Wes Counts (249-390-13)	1999
3.	368	Clint Marks (259-368-14)	2004
4.	367	Joe Craddock (237-367-7)	2008
5.	365	<b>Logan Kilgore</b> (214-365-12)	2011
6.	298	Clint Marks (197-298-7)	2005
7.	293	Jonathan Quinn (167-293-10)	1997
8.	288	Billy Walker (152-288-15)	1967
9.	283	Clint Marks (171-283-9)	2006
10.	259	Wes Counts (188-259-4)	2001

**Most Attempts - Career**

1.	1079	Wes Counts (706-1079-24)	1998-01
2.	1012	Clint Marks (668-1012-33)	2003-06
3.	861	Kelly Holcomb (501-861-25)	1991-94
4.	853	Dwight Dasher (470-853-38)	2007-10
5.	675	Jonathan Quinn (346-675-26)	1995-97
6.	594	Marvin Collier (292-594-26)	1985-88
7.	587	Teddy Morris (326-587-34)	1962-65
8.	549	Billy Walker (286-549-32)	1964-67
9.	546	Joe Craddock (342-546-13)	2004-08
10.	537	Mike Robinson (228-537-46)	1974-77

**Most Completions - Game**

1.	35	Clint Marks vs Louisiana-Lafayette	9/25/04
2.	30	Clint Marks vs Arkansas State	10/9/04
3.	29	Wes Counts vs New Mexico State	10/27/01
	29	Wes Counts vs Louisiana Tech	10/16/99
	29	Wes Counts vs UCF	11/13/99
6.	28	<b>Jeff Murphy</b> vs Arkansas State	11/19/11
	28	<b>Logan Kilgore</b> vs FAU	10/22/11
	28	<b>Logan Kilgore</b> vs Troy	9/24/11
	28	Joe Craddock vs Maryland	9/6/08
	28	Wes Counts vs UL-Monroe	9/22/01

**Most Completions - Season**

1.	259	Clint Marks (259-368-14)	2004
2.	249	Wes Counts (249-390-13)	1999
3.	237	Joe Craddock (237-367-7)	2008
4.	219	Dwight Dasher (219-399-14)	2009
5.	214	<b>Logan Kilgore</b> (214-365-12)	2011
6.	197	Clint Marks (197-298-7)	2005
7.	188	Wes Counts (188-259-4)	2001
8.	171	Clint Marks (171-283-9)	2006
9.	167	Jonathan Quinn (167-293-10)	1997
10.	153	Andrico Hines (153-253-3)	2003

### Most Completions - Career

1.	706	Wes Counts (706-1079-24)	1998-01
2.	668	Clint Marks (668-1012-33)	2003-06
3.	501	Kelly Holcomb (501-861-25)	1991-94
4.	470	Dwight Dasher (470-853-38)	2007-10
5.	346	Jonathan Quinn (346-675-26)	1995-97
6.	342	Joe Craddock (342-546-13)	2004-08
7.	326	Teddy Morris (326-587-34)	1962-65
8.	295	Andrico Hines (295-496-10)	2002-03
9.	292	Marvin Collier (292-594-26)	1985-88
10.	286	Billy Walker (286-549-32)	1964-67

### Most Yards - Game

1.	459	Wes Counts (Idaho)	10/6/01
2.	447	Clint Marks (Arkansas State)	10/9/04
3.	415	Logan Kilgore (Troy)	9/24/11
4.	401	Joe Craddock (Louisiana-Monroe)	11/3/07
5.	376	Wes Counts (New Mexico State)	10/27/01
6.	362	Wes Counts (Wofford)	9/18/99
7.	359	Clint Marks (Florida Atlantic)	9/18/04
8.	356	Jonathan Quinn (UT-Martin)	11/4/95
9.	355	Dwight Dasher vs WKU	10/24/09
10.	352	Joe Craddock vs Kentucky	9/13/08

### Most Yards - Season

1.	2789	Dwight Dasher (219-399-14)	2009
2.	2749	Clint Marks (259-368-14)	2004
3.	2677	Joe Craddock (237-367-7)	2008
4.	2603	Wes Counts (249-390-13)	1999
5.	2327	Wes Counts (188-259-4)	2001
6.	2231	Logan Kilgore (214-365-12)	2011
7.	2209	Jonathan Quinn (167-293-10)	1997
8.	2154	Kelly Holcomb (146-244-9)	1994
9.	2083	Clint Marks (197-298-7)	2005
10.	1917	Clint Marks (171-283-9)	2006

### Most Yards - Career

1.	8007	Wes Counts (706-1079-24)	1998-01
2.	7342	Clint Marks (668-1012-33)	2003-06
3.	7064	Kelly Holcomb (501-861-25)	1991-94
4.	5643	Dwight Dasher (470-853-38)	2007-10
5.	4864	Jonathan Quinn (346-675-26)	1995-97
6.	4799	Teddy Morris (326-587-34)	1962-65
7.	4234	Marvin Collier (292-594-26)	1985-88
8.	4011	Joe Craddock (342-546-13)	2004-08
9.	3664	Billy Walker (286-549-32)	1964-67
10.	3533	Phil Ironside (258-447-11)	1988-90

### Most Touchdowns - Game

1.	6	Wes Counts (Idaho)	10/6/01
2.	5	Logan Kilgore (Troy)	9/24/11
	5	Billy Walker (UT-Martin)	10/28/67
4.	4	Dwight Dasher vs Arkansas State	11/21/09
	4	Clint Marks (Arkansas State)	10/9/04
	4	Josh Harris (ULL)	11/15/03
	4	Jonathan Quinn (Southeast Missouri)	10/25/97
	4	Jonathan Quinn (Eastern Illinois)	11/27/97
	4	Kelly Holcomb (Eastern Kentucky)	10/17/92
	4	Mickey Corwin (Western Kentucky)	11/3/84
	4	Mickey Corwin (Morehead State)	9/24/83
	4	Wes Counts (South Florida)	11/11/00

### Most Touchdowns - Season

1.	23	Dwight Dasher	2009
2.	21	Mickey Corwin	1984
3.	18	Logan Kilgore	2011
4.	17	Wes Counts	2001
5.	16	Teddy Morris	1965
	16	Jonathan Quinn	1997
7.	15	Joe Craddock	2008
	15	Kelly Holcomb	1994
	15	Billy Walker	1967
10.	14	Clint Marks	2004
	14	Wes Counts	1999

### Most Touchdowns - Career

1.	50	Wes Counts	1998-2001
2.	41	Teddy Morris	1962-65
3.	40	Dwight Dasher	2007-10
4.	37	Clint Marks	2003-06
5.	36	Kelly Holcomb	1991-94
6.	33	Mickey Corwin	1983-84
7.	30	Billy Walker	1964-67
8.	29	Marvin Collier	1985-88
9.	28	Jonathan Quinn	1995-97
10.	27	Joe Craddock	2004-08

### Completion Percentage - Game

1.	91.3	Kelly Holcomb (J'ville St.)	10/29/94	21-23
2.	88.2	Clint Marks (Arkansas St.)	10/9/04	30-34
3.	83.9	Wes Counts (Wofford)	9/18/99	26-31
4.	82.1	Wes Counts (Idaho)	10/6/01	23-28
5.	81.2	Jason Johnson (Illinois)	9/2/00	13-16
6.	81.0	Wes Counts (UConn)	11/4/00	17-21
7.	80.0	Wes Counts (UL-Monroe)	9/22/01	28-35
8.	79.2	Clint Marks (UL-Monroe)	10/21/06	19-24
9.	79.2	Clint Marks (ULL)	10/22/05	19-24
10.	78.6	Joe Craddock (ULL)	12/3/08	22-28

### Completion Percentage - Season

1.	72.6	Wes Counts (188-259-4)	2001
2.	70.4	Clint Marks (259-368-14)	2004
3.	67.0	Wes Counts (142-212-2)	1998
4.	66.1	Clint Marks (197-298-7)	2005
5.	65.7	Phil Ironside (23-35-0)	1988
6.	65.1	Clint Marks (41-63-3)	2003
7.	64.6	Joe Craddock (237-367-7)	2008
8.	63.8	Wes Counts (249-390-13)	1999
9.	63.0	Tedd Morris (87-138-7)	1963
10.	62.5	Logan Kilgore (50-80-5)	2010

### Completion Percentage - Career

1.	66.0	Clint Marks (668-1012-33)	2003-06
2.	65.4	Wes Counts (706-1079-24)	1998-01
3.	62.6	Joe Craddock (342-546-13)	2004-08
4.	59.5	Mickey Corwin (237-398-19)	1983-84
5.	59.4	Andrico Hines (295-496-10)	2002-03
6.	59.3	Logan Kilgore (264-445-17)	2010-Pre.
7.	58.2	Kelly Holcomb (501-861-25)	1991-94
8.	57.7	Phil Ironside (258-447-11)	1988-90
9.	55.5	Teddy Morris (326-587-34)	1962-65
10.	55.1	Dwight Dasher (470-853-38)	2007-10

### Most Interceptions - Game

1.	5	Mike Robinson	UT-Chattanooga	10/1/77
	5	Sammy Bryant	Tennessee Tech	11/21/81
3.	4	Dwight Dasher	Miami (Ohio)	1/6/11
	4	Dwight Dasher	Arkansas State	11/2/10
	4	Dwight Dasher	Georgia Tech	10/16/10
	4	Jonathan Quinn	Murray State	9/27/97
	4	Kelly Holcomb	Marshall	11/26/94
	4	Mickey Corwin	Austin Peay	10/20/84

### Most Interceptions - Season

1.	20	Dickie Thomas (123-255-20)	1968
2.	18	Dwight Dasher (145-251-18)	2010
3.	17	Bill Griffith (113-257-17)	1969
4.	15	Billy Walker (152-288-15)	1967
	15	Mike Robinson (76-171-15)	1977
6.	14	Clint Marks (259-368-14)	2004
	14	Dwight Dasher (219-399-14)	2009
8.	13	Wes Counts (249-390-13)	1999
	13	Mike Robinson (75-188-13)	1975
	13	Billy Walker (100-192-13)	1966

### Most Interceptions - Career

1.	46	Mike Robinson (228-537-46)	1974-77
2.	38	Dwight Dasher (470-853-38)	2007-10

3.	34	Teddy Morris (326-587-34)	1962-65
4.	33	Clint Marks (668-1012-33)	2003-06
5.	32	Billy Walker (286-549-32)	1964-67
	32	Brown Sanford (242-534-32)	1979-81,83
7.	26	Jonathan Quinn (346-675-26)	1995-97
	26	Fred Rohrdanz (136-328-26)	1971-74
	26	Marvin Collier (292-594-26)	1985-88
10.	25	Kelly Holcomb (501-861-25)	1991-94

### Passing Efficiency - Season

1.	175.9	Terry Bailey (37-71-6)	1961
2.	171.3	Clint Marks (41-63-3)	2003
3.	166.6	Wes Counts (188-259-4)	2001
4.	164.5	Bob Hallum (36-66-5)	1958
	164.5	Bob Hallum (36-66-5)	1957
6.	162.2	Teddy Morris (87-138-7)	1963
7.	154.5	Mickey Corwin (120-196-9)	1984
8.	151.4	Marvin Collier (76-129-6)	1985
9.	149.2	Joe Craddock (96-155-5)	2007
10.	146.9	Kelly Holcomb (146-244-9)	1994

### Passing Efficiency - Career

1.	145.4	Mickey Corwin (237-398-19)	1983-84
2.	138.6	Wes Counts (706-1079-24)	1998-01
3.	135.9	Joe Craddock (342-546-13)	2004-08
4.	135.7	Teddy Morris (326-587-34)	1962-65
5.	135.1	Kelly Holcomb (501-861-25)	1991-94
6.	134.0	Phil Ironside (258-447-11)	1988-90
7.	132.5	Clint Marks (668-1012-33)	2003-06
8.	123.3	Andrico Hines (295-496-10)	2002-03
9.	119.6	Logan Kilgore (264-445-17)	2010-Pre.
10.	117.8	Jonathan Quinn (346-675-26)	1995-97

### Most Yards Per Pass - Season

1.	11.2	Terry Bailey (37-71-6)	1961
2.	9.6	Teddy Morris (87-1375)	1963
3.	9.4	Clint Marks (63-593)	2003
4.	9.1	Marvin Collier (129-1171)	1985
5.	9.0	Wes Counts (259-2327)	2001
6.	8.9	Teddy Morris (82-726)	1962
7.	8.8	Kelly Holcomb (244-2154)	1994
8.	8.4	Kelly Holcomb (209-1763)	1991
	8.4	Kelly Holcomb (168-1409)	1992
10.	8.2	Mickey Corwin (202-1658)	1983

### Most Yards Per Pass - Career

1.	8.2	Kelly Holcomb (501-861-25)	1991-94
	8.2	Teddy Morris (326-587-34)	1962-65
3.	8.1	Mickey Corwin (237-398-19)	1983-84
4.	7.9	Phil Ironside (258-447-11)	1988-90
5.	7.4	Wes Counts (706-1079-24)	1998-01
6.	7.34	Joe Craddock (342-546-13)	2004-08
7.	7.25	Clint Marks (668-1012-33)	2003-06
8.	7.2	Jonathan Quinn (346-675-26)	1995-97
9.	7.1	Marvin Collier (292-594-26)	1985-88
10.	7.0	Andrico Hines (295-496-10)	2002-03

### Most Yards Per Completion - Season

1.	21.5	Terry Bailey (37-71-7)	1961
2.	19.4	Francis Reynolds (39-94)	1955
3.	17.3	Fred Rohrdanz (28-92-5)	1974
4.	16.5	Marvin Collier (56-140-8)	1987
5.	16.4	Terry Bailey (26-63-5)	1960
6.	16.2	Mike Robinson (63-139-7)	1976
7.	16.0	Jonathan Quinn (108-223-7)	1995
8.	15.4	Marvin Collier (76-129-6)	1985
9.	15.4	Teddy Morris (47-82-6)	1962
10.	15.3	Kelly Holcomb (92-168-6)	1992

### Most Yards Per Completion - Career

1.	14.7	Teddy Morris (326-587-34)	1962-65
2.	14.5	Marvin Collier (292-594-26)	1985-88
3.	14.4	Mike Robinson (228-537-46)	1974-77
4.	14.1	Kelly Holcomb (501-861-25)	1991-94
	14.1	Jonathan Quinn (346-675-26)	1995-97

6.	14.0	Fred Rohrdanz (136-328-26)	1971-74
7.	13.7	Phil Ironside (258-447-11)	1988-90
8.	13.6	Brown Sanford (242-534-32)	1979-81,83
	13.6	Mickey Corwin (237-398-19)	1983-84

**Most Passing Yards Per Game - Season**

1.	249.9	Clint Marks (11 games)	2004
2.	236.6	Wes Counts (11 games)	1999
3.	223.1	Joe Craddock (12 games)	2008
4.	220.9	Jonathan Quinn (10 games)	1997
5.	214.5	Dwight Dasher (13 games)	2009
6.	211.5	Wes Counts (11 games)	2001
7.	202.8	<b>Logan Kilgore</b> (11 games)	2011
8.	195.8	Kelly Holcomb (11 games)	1994
9.	189.4	Clint Marks (11 games)	2005
10.	172.2	Dwight Dasher (9 games)	2010

**Most Passing Yards Per Game - Career**

1.	186.2	Wes Counts (43 games)	1998-2001
2.	174.8	Clint Marks (42 games)	2003-06
3.	164.3	Kelly Holcomb (43 games)	1991-94
4.	158.8	Andrico Hines (22 games)	2002-03
5.	153.5	Mickey Corwin (21 games)	1983-84
6.	152.0	Jonathan Quinn (32 games)	1995-97
7.	138.3	Joe Craddock (29 games)	2004-08
8.	137.6	Dwight Dasher (41 games)	2007-10
9.	126.2	Phil Ironside (28 games)	1988-90
10.	113.9	Brown Sanford (29 games)	1979-81,83

**Longest Completion**

1.	98	Jonathan Quinn to D. Mostiller (TTU)	11/11/95
2.	95	Francis Reynolds to T. Akin (Florence St.)	10/30/54
3.	94	Joe Craddock to J. Grigsby (ULM)	11/3/07
3.	88	Jonathan Quinn to D. Mostiller (SEMO)	10/26/96
4.	82	Logan Kilgore to Reggie Whatley (Troy)	9/24/11
5.	80	Dwight Dasher to D.D. Kyles (ASU)	11/21/09
8.	80	Clint Marks to Kerry Wright (ASU)	10/9/04
7.	79	Torin Kirtsey to Hansford Johnson (MSU)	10/10/98
8.	78	Joe Craddock to D. McNair (Louisville)	9/6/07
	78	Marvin Collier to Robert Alford (APSU)	10/26/85
10.	77	Wes Counts to Sulecio Sanford (SEMO)	10/31/98

**Consecutive Completions**

1.	19	<b>Logan Kilgore</b> vs FAU	2011
2.	15	Wes Counts	2001
2.	13	Kelly Holcomb	1991

**Most Yards By Senior**

Game .....	459, Wes Counts vs Idaho, 10/6/01
Season .....	2,677, Joe Craddock, 2008

**Most Yards By Junior**

Game .....	355, Dwight Dasher vs WKU, 10/24/09
Season .....	2,789, Dwight Dasher, 2009

**Most Yards By Sophomore**

Game .....	447, Clint Marks vs Arkansas State, 10/9/04
Season .....	2,749, Clint Marks, 2004

**Most Yards By Freshman**

Game .....	314, Wes Counts vs SEMO, 10/31/98
Season .....	1,763, Kelly Holcomb, 1991

**■ CAREER 3,000-YARD PASSERS**

1.	Wes Counts, 1998-2001	8,007
2.	Clint Marks, 2003-06	7,342
3.	Kelly Holcomb, 1991-94	7,064
4.	Dwight Dasher, 2007-10	5,643
5.	Jonathan Quinn, 1995-97	4,864
6.	Teddy Morris, 1962-65	4,799

7.	Marvin Collier, 1985-88	4,234
8.	Joe Craddock, 2004-08	4,011
9.	Billy Walker, 1964-67	3,664
10.	Phil Ironside, 1988-90	3,533
11.	Andrico Hines, 2002-03	3,495
12.	Brown Sanford, 1979-81, 83	3,302
13.	Mike Robinson, 1974-77	3,281
14.	Mickey Corwin, 1983-84	3,223

**■ ANNUAL PASSING LEADERS**

Year	Player	Att	Comp	Int	Yds	TD	Pct
1949	J. B. Proctor	---	---	---	474	---	---
1950	Not Available	---	---	---	---	---	---
1951	Not Available	---	---	---	---	---	---
1952	Not Available	---	---	---	---	---	---
1953	Francis Reynolds	50	20	4	316	2	.400
1954	Sid Corban	---	---	---	426	---	---
1955	Francis Reynolds	94	39	8	757	8	.415
1956	Jimmy Dunlap	52	28	5	320	4	.538
1957	Bob Hallum	66	36	5	551	11	.545
1958	Bob Hallum	53	21	5	301	6	.396
1959	Whit Watson	50	27	6	280	2	.540
1960	Terry Bailey	63	26	5	427	4	.413
1961	Terry Bailey	71	37	6	796	10	.521
1962	Teddy Morris	82	47	6	726	6	.573
1963	Teddy Morris	138	87	7	1325	12	.630
1964	Teddy Morris	156	84	9	999	7	.538
1965	Teddy Morris	211	108	12	1749	16	.512
1966	Billy Walker	192	100	13	1351	12	.521
1967	Billy Walker	288	152	15	1856	15	.528
1968	Dickie Thomas	255	123	20	1619	7	.482
1969	Bill Griffith	257	113	17	1382	6	.440
1970	Dean Rodenbeck	69	32	2	340	1	.464
1971	Melvin Daniels	113	44	6	585	3	.389
1972	Fred Rohrdanz	142	66	8	981	5	.465
1973	Tommy Beaver	114	52	6	575	2	.456
1974	Fred Rohrdanz	92	28	11	485	5	.304
1975	Mike Robinson	188	75	13	1117	7	.399
1976	Mike Robinson	139	63	12	1021	7	.453
1977	Mike Robinson	171	76	15	911	5	.444
1978	Duane West	110	45	7	549	2	.409
1979	Brown Sanford	211	102	12	1474	9	.483
1980	Brown Sanford	176	74	11	894	4	.420
1981	Brown Sanford	141	64	9	886	2	.454
1982	Brad Zeitner	124	51	7	615	6	.411
1983	Mickey Corwin	202	117	10	1658	12	.579
1984	Mickey Corwin	196	120	9	1565	21	.612
1985	Marvin Collier	129	76	6	1171	10	.589
1986	Marvin Collier	149	81	4	1089	8	.544
1987	Marvin Collier	140	56	8	923	4	.471
1988	Marvin Collier	176	79	8	1051	7	.449
1989	Phil Ironside	181	95	5	1408	10	.519
1990	Phil Ironside	231	140	6	1872	8	.606
1991	Kelly Holcomb	209	130	4	1763	5	.622
1992	Kelly Holcomb	168	92	6	1409	9	.548
1993	Kelly Holcomb	240	133	6	1738	7	.554
1994	Kelly Holcomb	244	146	9	2154	15	.598
1995	Jonathan Quinn	223	108	7	1724	8	.484
1996	Jonathan Quinn	159	71	9	931	4	.447
1997	Jonathan Quinn	293	167	10	2209	16	.570
1998	Wes Counts	212	142	2	1541	11	.670
1999	Wes Counts	390	249	13	2603	14	.638
2000	Wes Counts	218	127	5	1536	8	.583
2001	Wes Counts	259	188	4	2327	17	.726
2002	Andrico Hines	243	142	7	1753	6	.584
2003	Andrico Hines	253	153	3	1742	7	.605
2004	Clint Marks	368	259	14	2749	14	.704
2005	Clint Marks	298	197	7	2083	8	.661
2006	Clint Marks	283	171	9	1917	8	.604
2007	Joe Craddock	155	96	5	1259	12	.619
2008	Joe Craddock	367	237	7	2677	15	.646

2009	Dwight Dasher	399	219	14	2789	23	.549
2010	Dwight Dasher	145	251	18	1550	6	.578
2011	Logan Kilgore	214	365	12	2231	18	.586

**■ 300-YARD PASSING GAMES**

**WES COUNTS (7)**

Yards	Opponent	Date
459	Idaho	10/6/01
376	New Mexico State	10/27/01
362	Wofford	9/18/99
347	UL Lafayette	9/25/99
331	Troy State	10/2/99
314	Southeast Missouri St.	10/31/98
308	Vanderbilt	8/30/01

**CLINT MARKS (3)**

Yards	Opponent	Date
447	Arkansas State	10/9/04
359	Florida Atlantic	9/18/04
317	Utah State	10/30/04

**KELLY HOLCOMB (3)**

Yards	Opponent	Date
341	James Madison	9/10/94
336	Eastern Kentucky	11/13/93
313	Jacksonville St.	10/29/94

**LOGAN KILGORE (2)**

Yards	Opponent	Date
415	Troy	9/24/11
330	Purdue	9/3/11

**DWIGHT DASHER (2)**

Yards	Opponent	Date
355	WKU	10/24/09
324	Maryland	9/19/09

**JOE CRADDOCK (2)**

Yards	Opponent	Date
401	Louisiana-Monroe	11/3/07
352	Kentucky	9/13/08

**ANDRICO HINES (2)**

Yards	Opponent	Date
347	Louisiana-Lafayette	10/19/02
306	Arkansas State	11/20/03

**JONATHAN QUINN (2)**

Yards	Opponent	Date
356	Tennessee-Martin	11/4/95
332	Tennessee Tech	11/11/95

**JEFF MURPHY (1)**

Yards	Opponent	Date
301	Austin Peay	9/11/10

**MICKEY CORWIN (1)**

Yards	Opponent	Date
300	Western Kentucky	11/3/84

**PHIL IRONSIDE (1)**

Yards	Opponent	Date
339	Tennessee-Chattanooga	9/29/90

**BILLY WALKER (1)**

Yards	Opponent	Date
346	UT-Martin	10/28/67

\*Division I-AA playoff game

**■ 200-YARD PASSING GAMES**

**WES COUNTS (18)**

Yards	Opponent	Date
459	Idaho	10/6/01
376	New Mexico State	10/27/01

362	Wofford	9/18/99
347	UL Lafayette	9/25/99
331	Troy State	10/2/99
314	Southeast Missouri St.	10/31/98
308	Vanderbilt	8/30/01
299	UCF	11/13/99
274	Louisiana-Monroe	9/22/01
260	Murray State	9/16/00
245	Tennessee Tech	11/3/98
242	Mississippi State	10/28/00
234	East Tennessee	11/20/99
229	Murray State	10/10/98
226	South Florida	11/11/00
222	Connecticut	11/4/00
220	Troy State	9/8/01
215	Louisiana Tech	10/16/99

**CLINT MARKS (18)**

Yards	Opponent	Date
447	Arkansas State	10/9/04
359	Florida Atlantic	9/18/04
317	Utah State	10/30/04
297	Florida International	12/3/05
272	Louisiana-Monroe	11/12/05
251	Central Michigan	12/26/06
244	Louisiana-Lafayette	10/28/06
243	North Texas	10/2/04
242	Louisiana-Lafayette	9/25/04
241	Louisiana-Monroe	11/13/04
234	Louisiana-Monroe	10/21/06
228	N.C. State	11/19/05
228	Akron	9/11/04
223	Florida	10/16/04
218	Louisiana-Lafayette	10/22/05
216	Maryland	9/9/06
208	Arkansas State	11/5/05
208	New Mexico State	10/11/03

**DWIGHT DASHER (12)**

Yards	Opponent	Date
355	WKU	10/24/09
324	Maryland	9/19/09
269	North Texas	9/26/09
263	Arkansas State	11/21/09
245	Troy	10/6/09
244	FIU	12/4/10
240	Florida International	9/29/07
231	Memphis	9/12/09
230	Memphis	10/13/07
219	ULM	10/23/10
219	Louisiana-Lafayette	11/14/09
204	Clemson	9/5/09

**JOE CRADDOCK (12)**

Yards	Opponent	Date
401	Louisiana-Monroe	11/3/07
352	Kentucky	9/13/08
290	Louisville	9/6/07
268	Arkansas State	9/20/08
268	Florida Atlantic	9/30/08
256	Maryland	9/6/08
251	North Texas	11/22/08
242	Louisiana-Lafayette	12/3/08
235	Mississippi State	10/25/08
216	Louisiana-Monroe	11/8/08
212	Western Kentucky	11/15/08
200	Troy	8/28/08

**KELLY HOLCOMB (12)**

Yards	Opponent	Date
341	James Madison	9/10/94
336	Eastern Kentucky	11/13/93
313	Jacksonville St.	10/29/94
291	Eastern Kentucky	10/17/92
257	Southeast Missouri St.	10/22/94
255*	Eastern Kentucky	12/7/91
250	Austin Peay St.	11/5/94
235	Murray St.	9/28/91
229*	Marshall	11/26/94
226	Tennessee Tech	11/23/91
217	Tulsa	10/30/93

210	Eastern Kentucky	9/21/91
-----	------------------	---------

**JONATHAN QUINN (12)**

Yards	Opponent	Date
356	Tennessee-Martin	11/4/95
332	Tennessee Tech	11/11/95
290	Tennessee-Chattanooga	9/13/97
275	Georgia Southern	9/9/95
266	Tennessee Tech	11/22/97
256	Tennessee St.	9/6/97
256	Southeast Missouri St.	10/26/96
252	Tennessee-Martin	10/11/97
248	Murray St.	9/27/97
240	Eastern Kentucky	11/15/97
213	Jacksonville St.	10/4/97
207	Jacksonville St.	10/5/96

**TEDDY MORRIS (8)**

Yards	Opponent	Date
274	NA	NA
272	East Tennessee	11/13/65
253	Tennessee Tech	11/25/65
220	Chattanooga	10/16/65
220	Western Kentucky	10/5/63
220	Morehead State	10/26/63
216	Murray State	11/6/65
210	Austin Peay	10/30/65

**LOGAN KILGORE (7)**

Yards	Opponent	Date
415	Troy	9/24/11
330	Purdue	9/3/11
276	WKU	10/6/11
274	Memphis	10/1/11
239	Louisiana	10/29/11
218	FAU	10/22/11
207	Louisiana-Lafayette	9/25/10

**ANDRICO HINES (7)**

Yards	Opponent	Date
347	Louisiana-Lafayette	10/19/02
306	Arkansas State	11/20/03
252	North Texas	10/25/03
248	Missouri	9/20/03
239	Louisiana-Monroe	11/14/02
227	Idaho	10/18/03
202	Kentucky	9/21/02

**BILLY WALKER (6)**

Yards	Opponent	Date
346	UT-Martin	10/28/67
265	Western Kentucky	10/1/66
239	Navy	9/16/67
222	Austin Peay	10/21/67
208	Tennessee Tech	11/23/67
207	Eastern Kentucky	10/7/67

**MICKEY CORWIN (4)**

Yards	Opponent	Date
300	Western Kentucky	11/3/84
230	Morehead St.	9/24/83
225	Murray St.	
213	Savannah St.	9/3/83

**PHIL IRNSIDE (4)**

Yards	Opponent	Date
339	Tennessee-Chattanooga	9/29/90
270	Austin Peay St.	10/20/90
215	Western Kentucky	9/16/89
211	Western Kentucky	9/22/90

**BROWN SANFORD (3)**

Yards	Opponent	Date
291	Austin Peay St.	10/27/74
241	Western Kentucky	11/8/80
211	East Tennessee St.	11/10/79

**JEFF MURPHY (2)**

Yards	Opponent	Date
301	Austin Peay	9/11/10
219	Arkansas State	11/19/11

Yards	Opponent	Date
226	Louisiana-Lafayette	11/18/00
201	Louisiana Tech	10/7/00

**MARVIN COLLIER (2)**

Yards	Opponent	Date
230	Eastern Kentucky	10/12/85
204	Murray St.	8/19/85

**JOSH HARRIS (1)**

Yards	Opponent	Date
284	Louisiana-Lafayette	11/15/03

**BILL GRIFFITH (1)**

Yards	Opponent	Date
231	East Tennessee	11/15/69

**RONNIE GORDON (1)**

Yards	Opponent	Date
230	Eastern Illinois	11/19/96

All-Time QB Winning Percentage		
1.	Bob Hallum (1958-59)	.900 (18-2)
2.	Phil Ironside (1989-90)	.826 (19-4)
3.	Teddy Morris (1962-65)	.793 (32-8-1)
4.	Mickey Corwin (1983-84)	.791 (19-5)
5.	Marvin Collier (1985-88)	.700 (28-12)
6.	Dwight Dasher (2007-10)	.667 (18-9)
7.	Kelly Holcomb (1991-94)	.656 (31-16-1)

All-Time QB Wins		
1.	Teddy Morris (1962-65)	32-8-1
2.	Kelly Holcomb (1991-94)	31-16
3.	Marvin Collier (1985-88)	28-12
4.	Phil Ironside (1989-90)	19-4
5.	Mickey Corwin (1983-84)	19-5
6.	Wes Counts (1998-01)	19-21
7.	Bob Hallum (1958-59)	18-2
	Dwight Dasher (2007-10)	18-9

## INDIVIDUAL RECORDS

### Most Receptions - Game

1.	12	Kendall Newson vs New Mex. State	10/27/01
	12	Tyrone Calico vs East Tennessee	11/29/99
3.	11	Eldred King vs Mississippi State	10/25/08
	11	Patrick Honeycutt vs Arkansas State	9/20/08
	11	Cleannord Sainstil vs ULL	10/22/05
	11	Dennis Mimms vs Eastern Kentucky	11/13/93
	11	Jerry Smith vs East Tennessee	11/13/65
	11	Kendall Newson vs Wofford	9/18/99
9.	10	Cleannord Sainstil vs N.C. State	11/19/05
	10	Chris Henry vs Akron	9/11/04
	10	Kerry Wright vs North Texas	10/25/03
	10	David Youell vs New Mexico State	10/27/01
	10	Kendall Newson vs Maryland	9/23/00
	10	Ray Palhegyi vs Western Kentucky	11/3/84

### Most Receptions - Season

1.	76	Kerry Wright (76-1048)	2004
2.	74	Kendall Newson (74-945)	2000
3.	73	Kerry Wright (73-1280)	2003
4.	69	Kendall Newson (69-918)	1999
5.	66	Cleannord Sainstil (66-884)	2005
6.	65	Kendall Newson (65-796)	2001
	65	Tyrone Calico (65-695)	1999
8.	60	Chris Henry (60-586)	2004
9.	54	Sulecio Sanford (54-674)	1998
10.	53	Jerry Smith (53-809)	1965

### Most Receptions - Career

1.	238	Kendall Newson (238-3074)	1998-2001
2.	194	Tyrone Calico (194-2636)	1999-2002
3.	167	Kerry Wright (167-2589)	2001-04
4.	116	Patrick Honeycutt (116-1261)	2005-09
5.	115	Malcolm Beyah (115-1500)	2008-2011
6.	110	Demetric Mostiller (110-2205)	1993-96
	110	Herbert Owenby (110-1757)	1964-67
8.	109	Hansford Johnson (109-1145)	1998-2001
9.	106	Sancho McDonald (106-1268)	2008-2011
	106	Cleannord Sainstil (106-1260)	2004-05
10.	104	David Youell (104-1031)	1999-2002

### Most Yards - Game

1.	244	Demetric Mostiller (UT-Martin)	11/4/95
2.	209	Demetric Mostiller (SEMO)	10/26/96
3.	187	Kerry Wright (NMSU)	10/11/03
4.	181	Kendall Newson (New Mex. St.)	10/27/01
5.	180	Kendall Newson (Mississippi St.)	10/28/00
6.	178	Kerry Wright (Arkansas State)	10/9/04
7.	170	Kendall Newson (UL-Lafayette)	9/25/99
8.	168	Robert Alford (Tennessee St.)	9/5/87
9.	167	Kerry Wright (Utah State)	10/30/04
10.	165	Demetric Mostiller (Ga. Southern)	9/9/95

### Most Yards - Season

1.	1,280	Kerry Wright (73-1280)	2003
2.	1,048	Kerry Wright (76-1048)	2004
3.	945	Kendall Newson (74-945)	2000
4.	934	Demetric Mostiller (37-934)	1995
5.	918	Kendall Newson (69-918)	1999
6.	884	Cleannord Sainstil (66-884)	2005
7.	868	Demetric Mostiller (47-868)	1996
8.	809	Jerry Smith (53-809)	1965
9.	796	Kendall Newson (65-796)	2001
10.	752	Tyrone Calico (47-752)	2000

### Most Yards - Career

1.	3074	Kendall Newson (238-3074)	1998-01
2.	2636	Tyrone Calico (194-2636)	1999-2002
3.	2589	Kerry Wright (167-2589)	2001-04
4.	2205	Demetric Mostiller (110-2205)	1993-96
5.	1757	Herbert Owenby (110-1757)	1964-67
6.	1558	Vince Parks (81-1558)	1988-92
7.	1500	Malcolm Beyah (115-1500)	2008-2011
8.	1367	George Dykes (62-1367)	1961-63

9.	1268	Sancho McDonald (106-1268)	2008-2011
10.	1261	Patrick Honeycutt (116-1261)	2005-09

### Most Touchdowns - Game

1.	3	Kerry Wright (Arkansas State)	10/9/04
	3	Kerry Wright (NMSU)	10/11/03
3.	3	Tyrone Calico (Louisiana-Monroe)	11/14/02
	3	Tyrone Calico (Idaho)	10/6/01
	3	Cory Simpson (Morehead State)	10/15/94
	3	Demetric Mostiller (Georgia Southern)	9/9/95
	3	Donte Lofton (Lenoir-Rhyne)	9/1/84
	3	Herbert Owenby (Tennessee Tech)	11/23/67
	3	Vince Parks (UT-Chattanooga)	9/29/90

### Most Touchdowns - Season

1.	11	Kerry Wright	2004
2.	9	Kerry Wright	2003
3.	8	Cory Simpson	1994
	8	Jerry Smith	1965
5.	7	Kendall Newson	2001
	7	Herbert Owenby	1965
	7	Sulecio Sanford	1998
	7	George Dykes	1961
	7	Demetric Mostiller	1996
10.	6	Malcolm Beyah	2011
	6	Sancho McDonald	2011
	6	Malcolm Beyah	2008
	6	Herbert Owenby	1967
	6	Demetric Mostiller	1995
	6	Donte Lofton	1984

### Most Touchdowns - Career

1.	22	Kerry Wright	2001-04
2.	21	Kendall Newson	1998-01
	21	Herbert Owenby	1964-67
4.	18	Demetric Mostiller	1993-96
5.	17	Tyrone Calico	1999-02
	16	George Dykes	1961-63
	16	G. E. McCormack	1955-58
8.	14	Malcolm Beyah	2008-11
9.	13	Mike Pittman	1984-87
	13	Vince Parks	1988-92

### Most Yards Per Catch - Game

1.	46.7	Demetric Mostiller (TTU)	11/11/95	3-140
2.	42.7	Randall Miller (WKU)	11/4/72	3-128
3.	40.3	Cory Simpson (Morehead St.)	10/15/94	3-121
4.	39.3	Vince Hall (EKU)	10/9/82	3-118
5.	37.4	Kerry Wright (NMSU)	10/11/03	5-187
6.	34.8	Desmond Gee (ULM)	11/3/07	4-139
7.	33.0	Demetric Mostiller (Ga. So.)	9/9/95	5-165
8.	32.0	Tyrone Calico (Idaho)	10/6/01	5-160
9.	31.0	Demetric Mostiller (EIU)	11/16/96	5-155
10.	30.7	DeMarco McNair (Louisville)	9/6/07	3-92

### Most Yards Per Catch - Season

1.	26.96	George Dykes (24-647)	1961
2.	25.24	Demetric Mostiller (37-934)	1995
3.	24.88	Robert Alford (17-423)	1987
4.	22.34	Kolas Elion (23-514)	1979
5.	21.26	Vince Parks (31-659)	1991

### Most Yards Per Catch - Career

1.	22.05	George Dykes (62-1367)	1961-63
2.	20.67	Robert Alford (49-1013)	1984-87
3.	20.05	Demetric Mostiller (110-2205)	1993-96
4.	19.23	Vince Parks (81-1558)	1988-92
5.	18.77	Cory Simpson (66-1239)	1992-94

### Most Receptions Per Game - Season

1.	6.91	Kerry Wright (11 games)	2004
2.	6.73	Kendall Newson (11 games)	2000
3.	6.27	Kendall Newson (11 games)	1999
4.	6.08	Kerry Wright (12 games)	2003
5.	6.00	Cleannord Sainstil (11 games)	2005
6.	5.91	Kendall Newson (11 games)	2001
	5.91	Tyrone Calico (11 games)	1999

8.	5.45	Chris Henry (11 games)	2004
9.	5.40	Sulecio Sanford (10 games)	1998
10.	4.27	Demetric Mostiller (11 games)	1996
	4.27	Tyrone Calico (11 games)	2000
	4.27	Hansford Johnson (11 games)	1999

### Most Receptions Per Game - Career

1.	5.53	Kendall Newson (43 games)	1998-2001
2.	4.82	Cleannord Sainstil (22 games)	2004-05
3.	4.31	Tyrone Calico (45 games)	1999-2002
4.	4.26	Sulecio Sanford (19 games)	1997-98
5.	3.63	Kerry Wright (46 games)	2001-04

### Longest Reception

1.	98	Demetric Mostiller (Tennessee Tech)	11/11/95
2.	95	Travis Akin (Florence St.)	10/30/54
3.	94	Jonathan Grigsby (ULM)	11/3/07
4.	88	Demetric Mostiller (SEMO)	10/26/96
5.	82	Reggie Whatley (Troy)	9/24/11
6.	80	D.D. Kyles (Arkansas State)	11/21/09
	80	Kerry Wright (Arkansas State)	10/9/04
8.	79	Hansford Johnson (Murray State)	10/10/98
9.	78	Robert Alford (Austin Peay)	10/26/85
10.	77	Sulecio Sanford (SEMO)	10/31/98

### Consecutive Games with a Catch

1.	43	Kendall Newson	1998-2001
2.	32	Demetric Mostiller	1994-96
3.	27	David Youell	2000-2002
4.	25	Tyrone Calico	1999-2001
5.	24	Matt Lowe	1996-98
6.	22	Cleannord Sainstil	2004-2005

## 100-YARD RECEIVING GAMES

### KENDALL NEWSON (14)

Yards	Opponent	Date
181	New Mexico State	10/27/01
180	Mississippi State	10/28/00
170	Louisiana-Lafayette	9/25/99
162	Wofford	9/18/99
138	Troy State	10/2/99
135	Maryland	9/23/00
132	Southeast Missouri	10/31/98
129	Murray St.	10/10/98
117	Louisiana Tech	10/16/99
114	Connecticut	11/17/01
113	Vanderbilt	8/30/01
103	Louisiana-Monroe	9/22/01
103	Louisiana Tech	10/7/00
100	Illinois	9/2/00

### KERRY WRIGHT (10)

Yards	Opponent	Date
187	New Mexico State	10/11/03
178	Arkansas State	10/9/04
167	Utah State	10/30/04
147	Florida Atlantic	9/18/04
144	Missouri	9/20/03
144	North Texas	10/25/03
126	Louisiana-Monroe	11/13/04
119	Arkansas State	11/20/03
112	Florida	10/16/04
103	Georgia	9/6/03

### TYRONE CALICO (7)

Yards	Opponent	Date
161	Louisiana-Monroe	11/14/02
160	Idaho	10/6/01
141	Murray State	9/16/00
131	Wofford	9/18/99
111	East Tennessee	11/20/99
106	Louisiana-Lafayette	10/19/02
100	Maryland	9/23/00

### DEMETRIC MOSTILLER (7)

Yards	Opponent	Date
244	Tennessee-Martin	11/4/95
209	Southeast Missouri St.	10/26/96
165	Georgia Southern	9/9/95

155	Eastern Illinois	11/16/96
140	Tennessee Tech	11/11/95
120	Texas A&M	11/18/95
118	Tennessee Tech	11/23/96

<b>SULECIO SANFORD (4)</b>		
<b>Yards</b>	<b>Opponent</b>	<b>Date</b>
136	Murray St.	9/27/97
127	Southeast Missouri St.	10/31/98
126	Tennessee Tech	10/3/98
117	Eastern Illinois	10/24/98

<b>CORY SIMPSON (4)</b>		
<b>Yards</b>	<b>Opponent</b>	<b>Date</b>
162	James Madison	9/10/94
121	Morehead St.	10/15/94
117	Morehead St.	10/16/93
109	Southeast Missouri	10/22/94

<b>CLEANNORD SAINTIL (3)</b>		
<b>Yards</b>	<b>Opponent</b>	<b>Date</b>
141	Louisiana-Lafayette	10/22/05
133	Florida International	12/3/05
129	N.C. State	11/19/05

<b>ROBERT ALFORD (3)</b>		
<b>Yards</b>	<b>Opponent</b>	<b>Date</b>
168	Tennessee St.	9/5/87
106	Eastern Kentucky	10/12/85
104	Jacksonville St.	9/21/85

<b>MARSHAN JOLLY (3)</b>		
<b>Yards</b>	<b>Opponent</b>	<b>Date</b>
132	Savannah State	9/3/83
116	Tennessee-Martin	9/17/83
103	Morehead State	9/24/83

<b>HERBERT OWENBY (3)</b>		
<b>Yards</b>	<b>Opponent</b>	<b>Date</b>
161	Western Kentucky	10/1/66
144	Florence State	9/18/65
108	Navy	9/17/66

<b>DESMOND GEE (3)</b>		
<b>Yards</b>	<b>Opponent</b>	<b>Date</b>
139	Louisiana-Monroe	11/3/07
109	Louisiana-Monroe	10/21/06
106	Kentucky	9/13/08

<b>CHRIS MCCLOVER (2)</b>		
<b>Yards</b>	<b>Opponent</b>	<b>Date</b>
149	WKU	10/24/09
110	Maryland	12/19/09

<b>VINCE PARKS (2)</b>		
<b>Yards</b>	<b>Opponent</b>	<b>Date</b>
115	Eastern Kentucky	10/17/92
111	Nebraska	9/12/92

<b>DAVID STEWART (2)</b>		
<b>Yards</b>	<b>Opponent</b>	<b>Date</b>
104	Murray State	10/18/69
103	Florence State	9/9/72

<b>TOBY WALKER (2)</b>		
<b>Yards</b>	<b>Opponent</b>	<b>Date</b>
117	Tennessee Tech	11/11/95
106	Eastern Kentucky	10/14/95

<b>KYLE GRISWOULD (1)</b>		
<b>Yards</b>	<b>Opponent</b>	<b>Date</b>
104	FIU	11/26/11

<b>ANTHONY AMOS (1)</b>		
<b>Yards</b>	<b>Opponent</b>	<b>Date</b>
100	WKU	10/6/11

<b>HAROLD TURNER (1)</b>		
<b>Yards</b>	<b>Opponent</b>	<b>Date</b>
113	WKU	10/24/09

<b>MALCOLM BEYAH (1)</b>		
<b>Yards</b>	<b>Opponent</b>	<b>Date</b>
117	Kentucky	9/13/08

<b>ELDRED KING (1)</b>		
<b>Yards</b>	<b>Opponent</b>	<b>Date</b>
164	Mississippi State	10/25/08

<b>PATRICK HONEYCUTT (1)</b>		
<b>Yards</b>	<b>Opponent</b>	<b>Date</b>
113	Florida Atlantic	9/30/08

<b>TARON HENRY (1)</b>		
<b>Yards</b>	<b>Opponent</b>	<b>Date</b>
103	North Texas	10/27/07

<b>JONATHAN GRIGSBY (1)</b>		
<b>Yards</b>	<b>Opponent</b>	<b>Date</b>
109	Louisiana-Monroe	11/3/07

<b>CHRIS HENRY (1)</b>		
<b>Yards</b>	<b>Opponent</b>	<b>Date</b>
100	Arkansas State	10/9/04

<b>HANSFORD JOHNSON (1)</b>		
<b>Yards</b>	<b>Opponent</b>	<b>Date</b>
124	Troy State	10/2/99

<b>DON CALLOWAY (1)</b>		
<b>Yards</b>	<b>Opponent</b>	<b>Date</b>
136	Louisiana-Lafayette	11/18/01

<b>STEVE COLQUITT (1)</b>		
<b>Yards</b>	<b>Opponent</b>	<b>Date</b>
120	Eastern Kentucky	10/7/67

<b>STEVE DARK (1)</b>		
<b>Yards</b>	<b>Opponent</b>	<b>Date</b>
110	Eastern Kentucky	12/7/91

<b>GARY DAVIS (1)</b>		
<b>Yards</b>	<b>Opponent</b>	<b>Date</b>
107	Tennessee-Martin	10/11/97

<b>KENNY DONALDSON (1)</b>		
<b>Yards</b>	<b>Opponent</b>	<b>Date</b>
100	Western Kentucky	9/16/89

<b>KOLAS ELION (1)</b>		
<b>Yards</b>	<b>Opponent</b>	<b>Date</b>
121	Chattanooga	10/20/79

<b>JAMIE JAMISON (1)</b>		
<b>Yards</b>	<b>Opponent</b>	<b>Date</b>
112	Austin Peay	10/31/67

<b>DAVID LITTLE (1)</b>		
<b>Yards</b>	<b>Opponent</b>	<b>Date</b>
114	Eastern Kentucky	10/10/81

<b>MATT LOWE (1)</b>		
<b>Yards</b>	<b>Opponent</b>	<b>Date</b>
148	Tennessee-Chattanooga	9/13/97

<b>GARY MCCROSKEY (1)</b>		
<b>Yards</b>	<b>Opponent</b>	<b>Date</b>
100	Morehead State	9/22/79

<b>RAY PALHEGYI (1)</b>		
<b>Yards</b>	<b>Opponent</b>	<b>Date</b>
120	Western Kentucky	11/3/84

<b>MICHAEL PITTMAN (1)</b>		
<b>Yards</b>	<b>Opponent</b>	<b>Date</b>
113	Western Kentucky	11/3/84

<b>JERRY SMITH (1)</b>		
<b>Yards</b>	<b>Opponent</b>	<b>Date</b>
152	East Tennessee	11/13/65

<b>DAVID YOEUELL (1)</b>		
<b>Yards</b>	<b>Opponent</b>	<b>Date</b>
104	New Mexico State	10/27/01

<b>CURT WATKINS (1)</b>		
<b>Yards</b>	<b>Opponent</b>	<b>Date</b>
106	Eastern Kentucky	11/13/93

## ■ ANNUAL RECEIVING LEADERS

Year	Player	Caught	Yds	TD
1953	Garnett Rather	9	154	1
1954	Not Available	---	---	---
1955	Travis Akin	17	454	5
1956	Jerry Hurst	8	117	0
1957	Jerry Hurst	12	168	2
1958	Bucky Pitts	13	152	3
1959	Bucky Pitts	20	202	0
1960	Nicky Lynch	7	108	1
1961	George Dykes	24	647	7
1962	George Dykes	17	297	4
1963	George Dykes	21	423	5
1964	Jimbo Pearson	38	394	1
1965	Jerry Smith	53	809	8
1966	Bob Hlodan	36	462	4
1967	Herbert Owenby	32	404	6
	Jamie Jamison	32	382	3
1968	Tim Kalthoff	27	343	2
1969	David Stewart	25	390	2
1970	Mike Finney	13	219	2
1971	David Stewart	20	254	0
1972	David Stewart	35	464	1
1973	Mike Finney	41	497	2
1974	Ed Skinner	12	161	1
	Dwaine Copeland	12	81	0
1975	Anthony Williams	32	434	3
1976	Jeff Shockley	28	433	5
1977	Jeff Shockley	25	371	1
1978	Gary McCroskey	19	195	1
1979	Bruce Bryant	34	412	3
1980	Sammy Bryant	28	244	1
1981	Marshan Jolly	19	246	0
1982	David Little	15	239	2
	Marshan Jolly	15	209	2
1983	Marshan Jolly	39	613	4
1984	Ray Palhegyi	27	305	1
1985	Robert Alford	20	396	4
1986	Tony Burse	27	266	0
1987	Mike Pittman	18	316	2
	Gerald Anderson	18	96	1
1988	Mike Gordon	20	333	2
1989	Kenny Donaldson	26	490	3
1990	Steve Dark	30	293	0
1991	Steve Dark	36	388	0
1992	Vince Parks	25	497	3
1993	Dennis Mimms	44	555	1
1994	Cory Simpson	35	704	8
1995	Dee Mostiller	37	934	6
1996	Dee Mostiller	47	868	7
1997	Matt Lowe	39	534	2
1998	Sulecio Sanford	54	674	7
1999	Kendall Newson	69	918	5
2000	Kendall Newson	74	945	5
2001	Kendall Newson	65	796	7
2002	Tyrone Calico	45	606	4
2003	Kerry Wright	73	1280	9
2004	Kerry Wright	76	1048	11
2005	Cleannord Saintil	66	884	3
2006	Bobby Williams	36	378	1
2007	Taron Henry	31	427	5
2008	Eldred King	51	598	4
	Patrick Honeycutt	51	513	3
2009	Patrick Honeycutt	37	420	4
2010	Garrett Andrews	34	377	2
2011	Tavarres Jefferson	51	398	1

## TEAM RECORDS

### Most Plays - Game

1.	97	Austin Peay	9/11/10
	97	Arkansas State	11/2/10
3.	95	Mississippi Valley	10/10/87
4.	90	ULM	11/12/11
	90	FAU	10/22/11
	90	Troy	9/24/11
7.	89	WKU	10/6/11
8.	88	North Texas	9/26/09
	88	Missouri	9/20/03
	88	Vanderbilt	8/30/01

### Most Plays - Season

1.	955	2009
2.	938	2011
3.	909	2010
4.	860	2003
5.	826	2008

### Most Yards - Game

1.	685	Idaho	10/6/01
2.	660	UT-Martin	10/14/90
3.	654	Austin Peay	9/11/10
4.	646	WKU	10/24/09
5.	641	Troy State	9/8/01

### Most Yards - Season

1.	5482	(955-5482)	2009
2.	5295	(781-5295)	2001
3.	5155	(774-5155)	1990
4.	4835	(909-4835)	2010
5.	4813	(938-4813)	2011

### Most Yards Per Play - Game

1.	10.2	Idaho	10/6/01 (67-685)
2.	10.1	Louisville	9/6/07 (55-555)
3.	8.3	Connecticut	11/4/00 (69-570)
4.	8.1	La. Tech	10/7/00 (66-536)
	8.1	Morehead St.	9/24/83 (70-565)

### Most Yards Per Play - Season

1.	6.78	(781-5295)	2001
2.	6.66	(774-5155)	1990
3.	6.41	(706-4523)	1991
4.	6.19	(770-4769)	2000
5.	6.06	(632-3829)	1997

### Most Yards Per Game - Season

1.	481.4	(11 games)	2001
2.	468.6	(11 games)	1990
3.	433.5	(11 games)	2000
4.	421.7	(13 games)	2009
5.	411.2	(11 games)	1991

### Most First Downs - Game

1.	37	Vanderbilt	8/30/01
2.	34	Morehead State	9/22/84

### Most First Downs - Season

1.	281	2001
2.	260	2011
3.	252	2009
4.	242	2010
	242	2000

## INDIVIDUAL RECORDS

### Most Plays - Game

1.	64	Dwight Dasher (Maryland)	9/19/09
2.	63	Jeff Murphy (Arkansas State)	11/19/11

3.	62	Dwight Dasher (Troy)	10/6/09
4.	61	Dwight Dasher (Clemson)	9/5/09
5.	60	Dwight Dasher (ASU)	11/2/10
	60	Wes Counts (UCF)	11/13/99
7.	59	Dwight Dasher (North Texas)	9/26/09
8.	54	Dwight Dasher (North Texas)	11/13/10
	54	Wes Counts (Troy)	10/2/99
10.	53	Logan Kilgore (Troy)	9/24/11
	53	Wes Counts (NMSU)	10/27/01
	53	Kelly Holcomb (JMU)	9/10/94

### Most Plays - Season

1.	623	Dwight Dasher	2009
2.	481	Wes Counts	1999
3.	450	Joe Craddock	2008
4.	441	Clint Marks	2004
5.	397	Logan Kilgore	2011
6.	393	Dwight Dasher	2010
	393	Andrico Hines	2002
8.	389	Billy Walker	1967
9.	367	Clint Marks	2005
10.	365	Dickie Thomas	1968

### Most Plays - Career

1.	1389	Dwight Dasher	2007-10
2.	1352	Wes Counts	1998-01
3.	1229	Clint Marks (1229-(-)107)	2003-06
4.	1085	Marvin Collier	1985-88
5.	1074	Kelly Holcomb	1991-94
6.	918	Teddy Morris	1962-65
7.	888	Mike Robinson	1974-77
8.	809	Mike Moore	1974-77
9.	753	Andrico Hines	2002-03

### Most Yards - Game

1.	471	Joe Craddock (ULM)	11/3/07	70 r, 401 p
2.	461	Clint Marks (ASU)	10/9/04	14 r, 447 p
3.	451	Wes Counts (Idaho)	10/6/01	-8 r, 459 p
4.	422	Andrico Hines (ULL)	10/19/02	75 r, 347 p
5.	421	Dwight Dasher (WKU)	10/24/09	66 r, 355 p
6.	411	Logan Kilgore (Troy)	9/24/11	-4 r, 415 p
7.	410	Dwight Dasher (Memphis)	10/13/07	180 r, 230 p
8.	405	Wes Counts (NMSU)	10/27/01	29 r, 376 p
9.	382	Wes Counts (Wofford)	9/18/99	20 r, 362 p
10.	377	Clint Marks (FAU)	9/18/04	18 r, 359 p

### Most Yards - Season

1.	3943	Dwight Dasher (623 plays - 1154 r)	2009
2.	2862	Clint Marks (441 plays - 113 r)	2004
3.	2795	Joe Craddock (450-118)	2008
4.	2684	Wes Counts (481-81)	1999
5.	2471	Wes Counts (326-67)	2001
6.	2379	Jonathan Quinn (359-170)	1997
7.	2337	Logan Kilgore (397- 106)	2011
8.	2251	Kelly Holcomb (312-97)	1994
9.	2239	Andrico Hines (393-150)	2002
10.	2093	Dwight Dasher (393-2093)	2010

### Most Yards - Career

1.	8181	Wes Counts (1351-8181)	1998-01
2.	8062	Dwight Dasher (1389-8062)	2007-10
3.	7235	Clint Marks (1229-7235)	2003-06
4.	6998	Kelly Holcomb (1074-6998)	1991-94
5.	5886	Marvin Collier (1085-5886)	1985-88
6.	5566	Teddy Morris (918-5566)	1962-65
7.	5026	Jonathan Quinn (826-5026)	1995-97
8.	4296	Andrico Hines (753-4296)	2002-03
9.	4284	Joe Craddock (697-4284)	2006-08
10.	3915	Joe Campbell (642-3915)	1988-91

### Most Yards Per Play - Game

1.	13.3	Wes Counts (Idaho)	10/6/01	451
2.	11.8	Joe Craddock (ULM)	11/3/07	471
3.	11.7	Jonathan Quinn (UT-M)	11/4/95	352
4.	11.5	Dwight Dasher (FIU)	9/29/07	298
5.	10.9	Kelly Holcomb (EKU)	10/17/92	295
6.	10.8	Kelly Holcomb (J'ville St.)	10/29/94	336
7.	10.7	Clint Marks (ASU)	10/9/04	447
	10.7	Kelly Holcomb (MSU)	9/28/91	246
9.	10.4	Jonathan Quinn (TTU)	11/11/95	333
10.	10.1	Wes Counts (Wofford)	9/18/99	382

### Most Yards Per Play - Season

1.	8.55	Brigham Lyons (75-641)	1992
2.	8.36	Ricky Martin (95-794)	1990
3.	7.86	Walter Dunson (79-621)	1991
4.	7.58	Wes Counts (326-2471)	2001
5.	7.52	Joe Campbell (151-1136)	1990
6.	7.31	ReShard Lee (108-790)	2001
7.	7.21	Kelly Holcomb (312-2250)	1994

### Most Yards Per Play - Career

1.	6.96	Walter Dunson (248-1706)	1990-92
2.	6.52	Kelly Holcomb (1074-[-]66)	1991-94
3.	6.49	Walt Crowder (97-630)	1990-92
4.	6.15	Joe Craddock (697-4284)	2006-08
5.	6.10	Joe Campbell (642-3823)	1988-91
6.	6.05	Wes Counts (1352-8181)	1998-2001

### Most Yards Per Game - Season

1.	303.3	Dwight Dasher (13 games)	2009
2.	260.2	Clint Marks (11 games)	2004
3.	244.0	Wes Counts (11 games)	1999
4.	237.9	Jonathan Quinn (10 games)	1997
5.	232.9	Joe Craddock (12 games)	2008
6.	232.5	Dwight Dasher (9 games)	2010
7.	224.6	Wes Counts (11 games)	2001
8.	212.5	Logan Kilgore (11 games)	2011
9.	204.6	Kelly Holcomb (11 games)	1994
10.	203.5	Andrico Hines (11 games)	2002

### Most Yards Per Game - Career

1.	196.6	Dwight Dasher (41 games)	2007-10
2.	195.3	Andrico Hines (22 games)	2002-03
3.	190.3	Wes Counts (43 games)	1998-01
4.	172.3	Clint Marks (42 games)	2003-06
5.	162.7	Kelly Holcomb (43 games)	1991-94
6.	157.1	Jonathan Quinn (32 games)	1995-97
7.	153.1	Mickey Corwin (21 games)	1983-84
8.	147.7	Joe Craddock (29 games)	2006-08
9.	143.6	Marvin Collier (41 games)	1985-88
10.	126.1	Phil Ironside (28 games)	1988-90

### Touchdowns Responsible For - Season

1.	36	Dwight Dasher	2009
2.	24	Dwone Hicks	2001
	24	Teddy Morris	1965
4.	22	Mickey Corwin	1984
5.	21	Wes Counts	2001
	21	Dwone Hicks	2000

### Touchdowns Responsible For - Career

1.	64	Dwight Dasher	2007-10
2.	61	Wes Counts	1998-2001
3.	59	Dwone Hicks	1999-2002
4.	56	Teddy Morris	1962-65
5.	47	Joe Campbell	1988-91

**■ ANNUAL LEADERS**

Year	Player	Plays	Rush	Pass	Total
1949	Maxie Runion	---	710	180	890
1950	Not Available	---	---	---	---
1951	Bobby Young	---	921	---	921
1952	John Raymond Smith	---	---	---	909
1953	Bobby Young	201	1082	83	1165
1954	Not Available	---	---	---	---
1955	Francis Reynolds	129	11	757	768
1956	Tillman Harris	83	571	---	571
1957	Bob Hallum	184	460	551	1011
1958	Bob Hallum	170	373	301	674
1959	Ray Purvis	68	583	7	590
1960	Terry Bailey	97	87	427	514
1961	Terry Bailey	108	115	796	911
1962	Teddy Morris	127	61	726	787
1963	Teddy Morris	210	64	1325	1389
1964	Teddy Morris	281	458	999	1457
1965	Teddy Morris	300	184	1749	1933
1966	Billy Walker	310	-8	1351	1343
1967	Billy Walker	389	104	1856	1960
1968	Dickie Thomas	365	162	1619	1781
1969	Bill Griffith	314	-43	1382	1339
1970	Reuben Justice	232	878	42	920
1971	Melvin Daniels	228	402	585	987
1972	Fred Rohrdanz	181	-18	981	963
1973	Tommy Beaver	193	39	575	614
1974	Fred Rohrdanz	169	131	485	616
1975	M. A. Robinson	311	-18	1117	1099
1976	Mike Moore	251	1188	62	1250
1977	Mike Robinson	265	86	911	997
1978	Duane West	221	-23	549	526
1979	Brown Sanford	308	-88	1474	1386
1980	Brown Sanford	272	67	894	961
1981	Brown Sanford	254	-68	886	818
1982	Brad Zeitner	162	-30	615	585
1983	Mickey Corwin	262	63	1658	1721
1984	Mickey Corwin	283	-70	1565	1495
1985	Marvin Collier	262	594	1171	1765
1986	Marvin Collier	255	308	1089	1397
1987	Marvin Collier	276	470	923	1393
1988	Marvin Collier	292	280	1051	1331
1989	Phil Ironside	243	-65	1408	1343
1990	Phil Ironside	312	60	1872	1932
1991	Kelly Holcomb	258	10	1763	1773
1992	Kelly Holcomb	204	-192	1409	1217
1993	Kelly Holcomb	300	19	1738	1757
1994	Kelly Holcomb	312	97	2154	2251
1995	Jonathan Quinn	269	-16	1724	1708
1996	Jonathan Quinn	198	8	931	939
1997	Jonathan Quinn	359	170	2209	2379
1998	Wes Counts	288	-84	1541	1457
1999	Wes Counts	431	81	2603	2684
2000	Wes Counts	256	33	1536	1569
2001	Wes Counts	326	144	2327	2471
2002	Andrico Hines	393	486	1753	2239
2003	Andrico Hines	360	315	1742	2057
2004	Clint Marks	441	113	2749	2862
2005	Clint Marks	367	-130	2083	1953
2006	Clint Marks	335	-46	1917	1871
2007	Dwight Dasher	280	530	1148	1678
2008	Joe Craddock	450	118	2677	2795
2009	Dwight Dasher	623	1154	2789	3943
2010	Dwight Dasher	393	543	1550	2093
2011	Logan Kilgore	397	106	2231	2337



**TEAM RECORDS**

**Most Attempts - Game**

1.	92	Mississippi Valley	10/10/87
2.	91	Austin Peay	9/11/10
3.	85	Arkansas State	11/2/10
4.	84	FAU	10/22/11
	84	Vanderbilt	8/30/01
6.	83	Temple	10/4/03
	83	Troy	9/8/01
8.	82	Louisiana-Monroe	9/22/01
	82	FIU	11/7/09
10.	81	MSU	9/16/00
	81	Wofford	9/18/99

**Most Yards - Game**

1.	840	Troy	9/8/01
2.	827	Idaho	10/6/01
3.	802	Austin Peay	9/11/10
4.	784	WKU	10/24/09
	784	Connecticut	11/4/00

**Most Yards - Season**

1.	7067	2009
2.	6960	1994
3.	6651	2010
4.	6409	2011
5.	6318	2001

**Most Yards Per Game - Season**

1.	632.7	(11 games)	1994
2.	599.2	(10 games)	1970
3.	574.4	(11 games)	2001
4.	562.3	(11 games)	1990
5.	561.3	(11 games)	2000

**INDIVIDUAL RECORDS**

**Most Attempts - Game**

1.	44	Torin Kirtsey vs Tennessee State	9/5/98
2.	43	Joe Campbell vs Sam Houston St.	11/30/91
3.	41	Brigham Lyons vs Tennessee St.	9/2/95
4.	40	Kippy Bayless vs Tennessee Tech	11/19/94
	40	Mike Moore vs Austin Peay	10/29/77
6.	37	Dwone Hicks vs Vanderbilt	8/30/01
	37	Kippy Bayless vs Southeast Missouri	10/22/94
	37	Lebrian McGill vs Jacksonville St.	10/5/96
9.	36	Joe Campbell vs Western Kentucky	9/22/90
	36	Kelverrick Green vs Tennessee Tech	11/23/96

**Most Yards - Game**

1.	333	Torin Kirtsey vs Tennessee State	9/5/98
2.	311	Dwone Hicks vs Louisiana Tech	10/7/00
3.	301	Phillip Tanner vs North Texas	11/22/08
4.	300	Walter Dunson vs Tennessee State	9/5/92
5.	291	Demetric Mostiller vs UT-Martin	11/4/95
6.	272	Kelverrick Green vs UT-Martin	11/7/98
7.	259	Demetric Mostiller vs Austin Peay	10/12/96
8.	251	Robert Alford vs Tennessee State	9/5/97
9.	250	Vince Hall vs Morehead St.	9/22/84
10.	245	Ricky Martin vs Murray State	11/10/90

**Most Yards - Season**

1.	1814	Demetric Mostiller	1996
2.	1681	Brigham Lyons	1995
3.	1645	Kippy Bayless	1994
4.	1534	Vince Hall	1984
5.	1501	Kerry Wright	2003
6.	1472	Kippy Bayless	1993
7.	1458	Dwone Hicks	2000
8.	1391	Joe Campbell	1991
9.	1374	Eugene Gross	2003
10.	1373	Dwone Hicks	2001

**Most Yards - Career**

1.	4551	Joe Campbell	1988-91
----	------	--------------	---------

2.	4307	Dwone Hicks	1999-02
3.	4276	Desmond Gee	2006-09
4.	4029	Eugene Gross	2003-2006
5.	4028	Kippy Bayless	1991-94
6.	3916	Mike Moore	1974-77
7.	3831	Brigham Lyons	1992-95
8.	3796	Vince Hall	1981-84
9.	3621	Kerry Wright	2001-04
10.	3599	Gerald Anderson	1984-87

**Most Yards Per Game - Season**

1.	164.9	Demetric Mostiller (11 games)	1996
2.	152.8	Brigham Lyons (11 games)	1995
3.	151.2	Vince Hall (9 games)	1983
4.	149.5	Kippy Bayless (11 games)	1994
5.	143.4	Walter Dunson (8 games)	1992
6.	142.1	Torin Kirtsey (8 games)	1998
7.	139.5	Vince Hall (11 games)	1984
8.	136.5	Joe Campbell (10 games)	1990
9.	133.8	Kippy Bayless (11 games)	1993
10.	132.5	Dwone Hicks (11 games)	2000

**Most Yards Per Game - Career**

1.	142.1	Torin Kirtsey (8 games)	1998
2.	116.2	Jamison Palmer (12 games)	1999-2000
3.	108.5	Vince Hall (35 games)	1981-84
4.	105.8	Joe Campbell (43 games)	1988-91
5.	105.0	Dwone Hicks (41 games)	1999-02
6.	100.0	Walter Dunson (29 games)	1990-92
7.	96.6	Sulecio Sanford (19 games)	1997-98
8.	93.4	Brigham Lyons (41 games)	1992-95
9.	92.4	ReShard Lee (22 games)	2001-02
10.	91.5	Kippy Bayless (44 games)	1991-94

**ANNUAL LEADERS**

Year	Player	Rush	Rec	KR	PR	IR	Tot.
2011	Eric Russell	0	0	892	143	98	1133
2010	Phillip Tanner	928	194	42	0	0	1164
2009	Dwight Dasher	1154	0	0	0	0	1154
2008	Phillip Tanner	714	135	282	0	0	1131
2007	Desmond Gee	162	382	722	57	0	1323
2006	Eugene Gross	882	127	0	0	0	1009
2005	Cleannord Saintil	0	884	379	3	0	1266
2004	Kerry Wright	13	1048	0	183	0	1244
2003	Kerry Wright	0	1280	130	91	0	1501
2002	Dwone Hicks	1011	250	0	0	0	1261
2001	Dwone Hicks	1143	230	0	0	0	1373
2000	Dwone Hicks	1277	181	0	0	0	1458
1999	Jamison Palmer	548	231	572	0	0	1351
1998	Sulecio Sanford	51	674	385	139	0	1249
1997	Lebrian McGill	653	125	322	0	0	1100
1996	Demetric Mostiller	6	868	744	196	0	1814
1995	Brigham Lyons	876	207	541	57	0	1681
1994	Kippy Bayless	1346	299	0	0	0	1645
1993	Kippy Bayless	1214	228	30	0	0	1472
1992	Walter Dunson	964	83	100	0	0	1147
1991	Joe Campbell	1121	270	0	0	0	1391
1990	Joe Campbell	1136	229	0	0	0	1365
1989	Joe Campbell	940	81	0	0	0	1021

**Career Leader Breakdown**

Player	Rush	Rec.	KR	PR	Tot. Yds	Years	
1.	Joe Campbell (rb)	3,823	693	35	0	4,551	1988-91
2.	Dwone Hicks (rb)	3,613	679	15	0	4,307	1999-02
3.	Desmond Gee (rb/wr)	731	1126	2241	178	4,276	2006-09
4.	Eugene Gross (rb)	2,753	809	467	0	4,029	2003-06
5.	Kippy Bayless (rb)	3,286	708	34	0	4,028	1991-94
6.	Mike Moore (rb)	3,678	178	60	0	3,916	1974-77
7.	Brigham Lyons (rb)	2,250	340	1,178	63	3,831	1992-95
8.	Vince Hall (rb)	3,075	482	238	1	3,796	1981-84
9.	Kerry Wright (wr)	160	2589	544	328	3,621	2001-04
10.	Gerald Anderson (rb)	2,862	200	537	0	3,599	1984-87
11.	Demetric Mostiller (wr)	6	2,205	814	355	3,380	1993-96
12.	Phillip Tanner (rb)	2024	481	583	0	3,088	2006-10
13.	Bob Hlodan (rb)	1,343	931	537	116	2,927	1964-66
14.	Lebrian McGill (rb)	2,122	311	471	0	2,904	1994-97
15.	Walter Dunson (rb)	1,706	127	1,068	0	2,901	1990-92
16.	Robert Alford (wr)	108	1,013	1,170	495	2,786	1984-87
17.	Kelverrick Green (rb)	2,150	218	389	0	2,757	1996-99
18.	Reuben Justice (rb)	1,688	238	715	0	2,641	1969-72

## TEAM RECORDS

### Most Points - Game

1.	76	North Alabama	1927
2.	70	Idaho	10/6/01
	70	Morehead St.	11/14/92
	70	UT-Martin	11/6/99
	70	Campbellsville	9/18/93
6.	66	Connecticut	11/4/00
	66	Murray State	9/26/92
8.	63	Morehead St.	10/15/94

### Most Points - Season

1.	416	(22 r, 25 p, 5 ret)	2009
2.	408	(32 r, 21 p, 3 ret)	2001
3.	387	(29 r, 17 p, 4 ret)	1994
4.	384	(36 r, 9 p, 2 ret)	1990
5.	367	(36 r, 11 p, 4 ret)	1985

### Most Points

**Quarter**..... 35 vs Morehead State, 11/14/92

**Half**..... 47 vs Florida International, 9/29/07

### Fewest Points

**Game**..... 0, many times

**Season**..... 14, 1924

### Most Touchdowns - Game

1.	11	North Alabama	1927
2.	10	Idaho	10/6/01
	10	Morehead St.	11/14/92
	10	UT-Martin	11/6/99
	10	Campbellsville	9/18/93

### Most Touchdowns - Season

1.	56	(32 r, 21 p, 3 ret)	2001
2.	52	(22 r, 25 p, 5 ret)	2009
3.	51	(36 r, 11 p, 4 ret)	1985
	51	(29 r, 17 p, 5 ret)	1994
5.	47	(36 r, 9 p, 2 ret)	1990
	47	(33 r, 10 p, 4 ret)	1992

### Most Extra Point Kicks Made - Game

1.	10	Idaho	2001
	10	Morehead State	1992
	10	Murray State	1992
	10	Tennessee-Martin	1999

### Most Extra Point Kicks Made - Season

1.	50	(50-51)	2009
	50	(50-50)	1992
3.	45	(45-49)	1985
4.	44	(44-46)	2001
	44	(44-46)	1994

### Most Extra Point Kicks Attempted - Game

1.	10	Idaho	2001
	10	Morehead State	1992
	10	Murray State	1992
	10	Tennessee-Martin	1999
	10	Campbellsville	1993

### Most Extra Point Kicks Attempted - Season

1.	51	(50-51)	2009
2.	50	(50-50)	1992
3.	49	(45-49)	1985
4.	46	(44-46)	2001
	46	(44-46)	1994

### Most Field Goals Attempted - Game

1.	6	Tennessee Tech	1990
2.	5	Tennessee State	1993
	5	Eastern Illinois	1998
	5	Murray State	1982

### Most Field Goals Attempted - Season

1.	27	(13-27)	1982
2.	24	(17-24)	1990
3.	23	(16-23)	1996
4.	22	(18-22)	2009
	22	(10-22)	1988

### Most Field Goals Made - Game

1.	5	Tennessee Tech (5-6)	1990
2.	4	Tennessee State (4-5)	1993
	4	Georgia Southern (4-4)	1988

### Most Field Goals Made - Season

1.	18	(18-22)	2009
2.	17	(17-24)	1990
3.	16	(16-23)	1996
4.	15	(15-17)	2004
5.	14	(14-17)	1989
	14	(14-20)	1984

## INDIVIDUAL RECORDS

### Most Points - Game

1.	36	Phillip Tanner vs North Texas	11/22/08
	36	Dwone Hicks vs Louisiana Tech	10/7/00
3.	24	Eugene Gross vs Louisiana-Monroe	11/12/05
	24	Eugene Gross vs Florida Atlantic	10/15/05
	24	Dwone Hicks vs UConn	11/17/01
	24	Dwone Hicks vs UL-Monroe	9/22/01
	24	Dwone Hicks vs Vanderbilt	8/30/01
	24	Don Calloway vs Louisiana-Lafayette	11/15/00
	24	Dwone Hicks vs South Florida	11/11/00
	24	Dwone Hicks vs Connecticut	11/4/00
	24	Joe Campbell vs Austin Peay	10/20/90
	24	Kelverrick Green vs UT-Martin	11/9/96
	24	Kippy Bayless vs Austin Peay	11/6/93
	24	Marvin Collier vs Miss. Valley State	10/10/87
	24	Walter Dunson vs Murray State	9/26/92
	24	Walter Dunson vs Murray State	9/28/91

### Most Points - Season

1.	148	Dwone Hicks (24 TD, 2 PAT)	2001
2.	126	Dwone Hicks (21 TD)	2000
3.	104	Alan Gendreau (50 PAT, 18 FG)	2009
	104	Kippy Bayless (17 TD, 1 PAT)	1993
5.	102	Phillip Tanner (17 TD)	2008
6.	90	Kippy Bayless (15 TD)	1994
7.	89	Matt Crews (38 PAT, 17 FG)	1990
8.	86	Joe Campbell (14 TD, 1 PAT)	1990
9.	84	Eugene Gross (14 TD)	2005
	84	Joe Campbell (14 TD)	1991
	84	Walter Dunson (14 TD)	1991

### Most Points - Career

1.	358	Dwone Hicks (59 TD, 2 PAT)	1999-02
2.	295	Alan Gendreau (157 PAT, 46 FG)	2008-11
3.	280	Garth Petrilli (166 PAT)	1991-94
4.	273	Brian Kelly (40 FG, 2PT PAT)	2000-03
5.	272	Joe Campbell (45 TD)	1988-91
6.	261	Kelly Potter (52 FG)	1981-84
7.	260	Kippy Bayless (43 TD)	1991-94
8.	252	Eugene Gross (42 TD)	2003-06
9.	214	Keegan Ray (109 PAT, 14 FG)	1996-99
10.	210	Phillip Tanner (35 TD)	2006-10

### Most Touchdowns Scored - Game

1.	6	Phillip Tanner vs North Texas	11/22/08
	6	Dwone Hicks vs Louisiana Tech	10/7/00
3.	4	Eugene Gross vs Louisiana-Monroe	11/12/05
	4	Eugene Gross vs Florida Atlantic	10/15/05
	4	Dwone Hicks vs UConn	11/17/01
	4	Dwone Hicks vs UL-Monroe	9/22/01
	4	Dwone Hicks vs Vanderbilt	8/30/01

4	Don Calloway vs Louisiana-Lafayette	11/15/00
4	Dwone Hicks vs South Florida	11/11/00
4	Dwone Hicks vs Connecticut	11/4/00
4	Joe Campbell vs Austin Peay	10/20/90
4	Kelverrick Green vs UT-Martin	11/9/96
4	Kippy Bayless vs Austin Peay	11/6/93
4	Marvin Collier vs Miss. Valley State	10/10/87
4	Walter Dunson vs Murray State	9/26/92
4	Walter Dunson vs Murray State	9/28/91

### Most Touchdowns Scored - Season

1.	24	Dwone Hicks (20 rush, 4 rec)	2001
2.	21	Dwone Hicks (19 rush, 2 rec)	2000
3.	17	Phillip Tanner (15 rush, 1 rec, 1 ret)	2008
	17	Kippy Bayless (15 rush, 2 rec)	1993
5.	15	Kippy Bayless (15 rush)	1994
6.	14	Eugene Gross (13 rush, 1 rec)	2005
	14	Joe Campbell (14 rush)	1991
	14	Joe Campbell (13 rush, 1 rec)	1990
	14	Walter Dunson (13 rush, 1 ret)	1991
10.	13	Phillip Tanner (13 rush)	2010
	13	Dwight Dasher (13 rush)	2009
	13	DeMarco McNair (9 rush, 4 rec)	2007
	13	Walter Dunson (13 rush)	1992
	13	Dwight Stone (13 rush)	1986
	13	Dwight Stone (13 rush)	1985

### Most Touchdowns Scored - Career

1.	59	Dwone Hicks (53 rush, 6 rec)	1999-02
2.	45	Joe Campbell (44 rush, 1 rec)	1988-91
3.	43	Kippy Bayless (38 rush, 5 rec)	1991-94
4.	42	Eugene Gross (41 rush, 1 rec)	2003-06
5.	35	Phillip Tanner (33 rush, 1 rec, 1 kr)	2006-10
6.	30	Gerald Anderson (27 rush, 3 rec)	1984-87
7.	29	Walter Dunson (27 rush, 2 ret)	1990-92
8.	27	Brigham Lyons (26 rush, 1 ret)	1992-95
9.	26	Dwight Stone (26 rush)	1985-86
10.	25	Mike Moore (24 rush, 1 rec)	1974-77

## ANNUAL SCORING LEADERS

Year	Player	TD	K	R	P	FG	Pts
1947	Bill Nesbitt	-	-	-	-	-	54
1948	Not Available	-	-	-	-	-	-
1949	Not Available	-	-	-	-	-	-
1950	Not Available	-	-	-	-	-	-
1951	Bobby Young	-	-	-	-	-	78
1952	Not Available	-	-	-	-	-	-
1953	Bobby Young	9	17	-	-	-	71
1954	Not Available	-	-	-	-	-	-
1955	Travis Akin	7	-	-	-	-	42
1956	Buck Rolman	7	-	-	-	-	42
1957	Bob Hallum	8	5-12	-	-	1-1	56
1958	Bob Hallum	7	2-4	-	-	-	44
1959	Ray Purvis	9	-	1-1	1-1	-	58
1960	Jerry Pearson	3	-	-	-	-	18
	Larry Puryear	3	-	-	-	-	18
1961	George Dykes	7	-	-	1-1	-	44
1962	George Dykes	4	-	-	1-1	-	26
	Jim Harvey	4	-	1-1	-	-	26
1963	David Petty	6	-	-	-	-	36
1964	Herbert Owenby	4	-	-	-	-	24
	David Petty	4	-	-	-	-	24
1965	Jerry Smith	8	-	-	1-1	-	50
1966	Larry Mathews	5	-	-	-	-	30
1967	Larry Mathews	9	-	-	-	-	54
1968	Taylor Edwards	8	-	-	-	-	48
1969	Reuben Justice	5	-	-	-	-	30
1970	Archie Arrington	-	18-19	-	-	5-14	33
1971	Kenny Nolan	-	18-18	-	-	11-17	51
1972	Melvin Daniels	8	-	-	-	-	48
1973	Dwaine Copeland	8	-	1-1	-	-	50
1974	Archie Arrington	-	17-18	-	-	8-10	41
1975	Mike Moore	7	-	1-1	-	-	44
1976	Mike Moore	9	-	-	-	-	54
1977	Mike Moore	9	-	-	-	-	54



1978	Robbie Rogers	5	-	-	1-1	-	32
1979	Kolas Elion	5	-	-	1-1	-	32
1980	Gerald Robinson	-	8-9	-	-	5-11	23
1981	Kelly Potter	-	15-15	-	-	13-15	54
1982	Kelly Potter	-	26-26	-	-	13-27	65
1983	Kelly Potter	-	32-34	-	-	12-16	68
1984	Kelly Potter	-	32-34	-	-	14-20	74
1985	Dwight Stone	13	-	-	-	-	78
1986	Dwight Stone	13	-	-	-	-	78
1987	Gerald Anderson	12	-	-	-	-	72
1988	Joe Campbell	9	-	-	-	-	54
1989	Joe Lisle	-	29-30	-	-	14-17	71
1990	Matt Crews	-	38-40	-	-	17-24	89
1991	Joe Campbell	14	-	-	-	-	84
	Walter Dunson	14	-	-	-	-	84
1992	Walter Dunson	13	-	-	-	-	78
1993	Kippy Bayless	17	-	1-0	-	-	104
1994	Kippy Bayless	15	-	-	-	-	90
1995	Brigham Lyons	11	-	-	-	-	66
1996	Keegan Ray	-	18-19	-	-	13-19	57
1997	Lebrian McGill	10	-	-	-	-	60
1998	Keegan Ray	-	26-28	-	-	10-14	56
1999	Jamison Palmer	9	-	-	-	-	54
2000	Dwone Hicks	21	-	-	-	-	126
2001	Dwone Hicks	24	-	2-2	-	-	148
2002	Dwone Hicks	11	-	-	-	-	66
2003	Brian Kelly	-	37-40	-	-	13-16	76
2004	Colby Smith	-	32-32	-	-	15-17	77
2005	Eugene Gross	14	-	-	-	-	84
2006	Eugene Gross	11	-	-	-	-	66
2007	DeMarco McNair	13	-	-	-	-	78
2008	Phillip Tanner	17	-	-	-	-	102
2009	Alan Gendreau	-	50-51	-	-	18-22	104
2010	Phillip Tanner	13	-	-	-	-	78
2011	Alan Gendreau	-	31-32	-	-	8-14	55

**INDIVIDUAL RECORDS**

**Most Extra Point Kicks Made - Game**

1.	10	Brian Kelly vs Idaho	10/6/01
10	Garth Petrilli vs Morehead State	11/14/92	
10	Garth Petrilli vs Murray State	9/26/92	
10	Keegan Ray vs UT-Martin	11/6/99	
5.	8	Alan Gendreau vs Austin Peay	9/11/10
8	Alan Gendreau vs WKU	10/24/09	
8	Kelly Potter vs Morehead State	9/24/83	
8	Matt Crews vs UT-Martin	10/13/90	
8	Matt Crews vs Austin Peay	10/20/90	

**Most Extra Point Kicks Made - Season**

1.	50	Alan Gendreau (50-51)	2009
	50	Garth Petrilli (50-50)	1992
3.	45	Dick Martin (45-49)	1985
4.	44	Alan Gendreau (44-45)	2010
44	Brian Kelly (44-46)	2001	
6.	40	Garth Petrilli (40-42)	1994
7.	39	Brian Kelly (39-44)	2000
39	Garth Petrilli (39-40)	1991	
9.	38	Colby Smith (38-39)	2006
38	Matt Crews (38-40)	1990	

**Most Extra Point Kicks Made - Career**

1.	166	Garth Petrilli (166-170)	1991-94
3.	157	Alan Gendreau (157-160)	2008-11
2.	151	Brian Kelly (151-162)	2000-03
4.	109	Keegan Ray (109-119)	1996-99
5.	105	Kelly Potter (105-109)	1981-84
6.	96	Colby Smith (96-97)	2003-06
7.	75	Dick Martin (75-80)	1985-86
8.	71	Joe Lisle (71-74)	1987-89
9.	64	Paul Barnett (64-72)	1965-67
10.	55	Archie Arrington (55-58)	1970, 72-74

**Consecutive Extra Point Kicks Made**

1.	100	Garth Petrilli	1992-93
----	-----	----------------	---------

**Most Extra Point Kicks Attempted - Game**

1.	10	Brian Kelly vs Idaho	10/6/01
10	Garth Petrilli vs Morehead State	11/14/92	
10	Garth Petrilli vs Murray State	9/26/92	
10	Keegan Ray vs UT-Martin	11/6/99	

**Most Extra Point Kicks Attempted - Season**

1.	51	Alan Gendreau (50-51)	2009
2.	50	Garth Petrilli (50-50)	1992
3.	49	Dick Martin (45-49)	1985
4.	46	Brian Kelly (44-46)	2001
5.	45	Alan Gendreau (44-45)	2010
6.	44	Brian Kelly (39-44)	2000
7.	42	Garth Petrilli (40-42)	1994
8.	40	Brian Kelly (37-40)	2003
40	Matt Crews (38-40)	1990	
40	Garth Petrilli (39-40)	1991	

**Most Extra Point Kicks Attempted - Career**

1.	170	Garth Petrilli (166-170)	1991-94
2.	162	Brian Kelly (151-162)	2000-03
3.	160	Alan Gendreau (157-160)	2008-11
4.	119	Keegan Ray (109-119)	1996-99
5.	109	Kelly Potter (105-109)	1981-84
6.	97	Colby Smith (96-97)	2003-06
7.	80	Dick Martin (75-80)	1985-86
8.	74	Joe Lisle (71-74)	1987-89
9.	72	Paul Barnett (64-72)	1965-67
10.	58	Matt Crews (53-58)	1988-90
58	Archie Arrington (55-58)	1970, 72-74	

**Best Extra Point Kick Percentage - Season**

1.	100.0	Garth Petrilli (50-50)	1992
100.0	Alan Gendreau (32-32)	2008	
100.0	Colby Smith (32-32)	2004	
100.0	Colby Smith (26-26)	2005	
100.0	Kelly Potter (26-26)	1982	
100.0	Michael Robinson (22-22)	1976	
100.0	Mike Robinson (19-19)	1975	
8.	98.0	Alan Gendreau (50-51)	2009
9.	97.7	Alan Gendreau (44-45)	2010
10.	97.5	Garth Petrilli (39-40)	1991

**Best Extra Point Kick Percentage - Career**

1.	99.0	Colby Smith (96-97)	2003-06
2.	98.1	Alan Gendreau (157-160)	2008-11
3.	97.6	Garth Petrilli (166-170)	1991-94
4.	96.4	Michael Robinson (53-55)	1974-77
5.	96.3	Kelly Potter (105-109)	1981-84
6.	95.9	Joe Lisle (71-74)	1987-89
7.	94.8	Archie Arrington (55-58)	1970, 72-74
8.	93.8	Dick Martin (75-80)	1985-86
9.	93.2	Brian Kelly (151-162)	2000-03
10.	91.6	Keegan Ray (109-119)	1996-99

**Most Field Goals Made - Game**

1.	5	Matt Crews vs Tenn. Tech	11/17/90	(5-6)
2.	4	Garth Petrilli vs TSU	10/2/93	(4-5)
4	Joe Lisle vs Georgia So.	9/24/88		(4-4)

**Most Field Goals Made - Season**

1.	18	Alan Gendreau (18-22)	2009
2.	17	Matt Crews (17-24)	1990
3.	15	Colby Smith (15-17)	2004
4.	14	Joe Lisle (14-17)	1989
14	Kelly Potter (14-20)	1984	
6.	13	Brian Kelly (13-16)	2003
13	Kelly Potter (13-15)	1981	
13	Garth Petrilli (13-16)	1993	
13	Garth Petrilli (13-18)	1994	
13	Keegan Ray (13-19)	1996	
13	Joe Lisle (13-20)	1987	
13	Kelly Potter (13-27)	1982	

**Most Field Goals Made - Career**

1.	52	Kelly Potter (52-78)	1981-84
3.	46	Alan Gendreau (46-62)	2008-11
3.	40	Brian Kelly (40-51)	2000-03
4.	38	Garth Petrilli (38-60)	1991-94
5.	35	Joe Lisle (35-52)	1987-89
35	Keegan Ray (35-57)	1996-99	
7.	30	Colby Smith (30-46)	2003-06
8.	22	Archie Arrington (22-40)	1970, 72-74
9.	19	Matt Crews (19-31)	1988-90
10.	17	Kenny Nolan (17-29)	1971-72

**Most Field Goals Attempted - Game**

1.	6	Matt Crews vs Tennessee Tech	11/17/90
2.	5	Garth Petrilli vs Tennessee State	10/3/93
5	Keegan Ray vs Eastern Illinois	10/24/98	
5	Kelly Potter vs Murray State	10/16/82	
5.	4	Brian Kelly vs Louisiana-Lafayette	11/15/03
4	Joe Lisle vs Austin Peay	10/22/88	
4	Joe Lisle vs Georgia Southern	9/24/88	
4	Kelly Potter vs Tennessee Tech	11/20/82	
4	Michael Robinson vs Tenn. Tech	11/19/77	

**Most Field Goals Attempted - Season**

1.	27	Kelly Potter (13-27)	1982
2.	24	Matt Crews (17-24)	1990
3.	22	Alan Gendreau (18-22)	2009
4.	20	Kelly Potter (14-20)	1984
20	Joe Lisle (13-20)	1987	
6.	19	Keegan Ray (13-19)	1996
7.	18	Garth Petrilli (13-18)	1994
8.	17	Colby Smith (15-17)	2004
17	Joe Lisle (14-17)	1989	
17	Nares Choobua (6-17)	1969	
17	Kenny Nolan (11-17)	1971	

**Most Field Goals Attempted - Career**

1.	78	Kelly Potter (52-78)	1981-84
2.	62	Alan Gendreau (46-62)	2008-11
3.	60	Garth Petrilli (38-60)	1991-94
4.	57	Keegan Ray (35-57)	1996-99
5.	52	Joe Lisle (35-52)	1987-89
6.	51	Brian Kelly (40-51)	2000-03
7.	46	Colby Smith (30-46)	2003-06
8.	40	Archie Arrington (22-40)	1970, 72-74
9.	31	Matt Crews (19-31)	1988-90
10.	29	Kenny Nolan (17-29)	1971-72

**Best Field Goal Percentage - Season**

1.	100.0	Gerald Robinson (7-7)	1979
2.	88.2	Colby Smith (15-17)	2004
3.	86.7	Kelly Potter (13-15)	1981
4.	84.6	Brian Kelly (11-13)	2000
5.	83.3	Alan Gendreau (10-12)	2010
6.	82.4	Joe Lisle (14-17)	1989
7.	81.8	Alan Gendreau (18-22)	2009
8.	81.2	Brian Kelly (13-16)	2003
81.2	Garth Petrilli (13-16)	1993	
10.	80.0	Archie Arrington (8-10)	1974

**Best Field Goal Percentage - Career (min. 25 att.)**

1.	78.4	Brian Kelly (40-51)	2000-03
2.	74.2	Alan Gendreau (46-62)	2008-11
3.	67.3	Joe Lisle (35-52)	1987-89
4.	66.7	Kelly Potter (52-78)	1981-84
5.	65.2	Colby Smith (30-46)	2003-06
6.	63.3	Garth Petrilli (38-60)	1991-94
7.	61.4	Keegan Ray (35-57)	1996-99
8.	61.3	Matt Crews (19-31)	1988-90
9.	58.6	Kenny Nolan (17-29)	1971-72
10.	55.0	Archie Arrington (22-40)	1970, 72-74

**Points Scored by Kicking - Game**

1.	17	Matt Crews vs Tenn. Tech	11/17/90	5-6 FG
2.	15	Brian Kelly vs ULL	11/15/03	3-4 FG
	15	Garth Petrilli vs TSU	10/3/93	4-5 FG
4.	14	Alan Gendreau vs WKU	10/24/09	2-2 FG
	14	Brian Kelly vs ULM	11/14/02	3-3 FG
	14	Brian Kelly vs MSU	9/16/00	3-3 FG
	14	Garth Petrilli vs APSU	11/6/93	3-3 FG
	14	Joe Lisle vs Georgia Southern	9/24/88	4-4 FG

**Points Scored by Kicking - Season**

1.	104	Alan Gendreau	2009
2.	89	Matt Crews	1990
3.	79	Garth Petrilli	1994
4.	77	Colby Smith	2004
5.	76	Brian Kelly	2003
	76	Garth Petrilli	1993
7.	74	Alan Gendreau	2010
	74	Kelly Potter	1984
9.	72	Brian Kelly	2000
10.	71	Joe Lisle	1988

**Points Scored by Kicking - Career**

1.	295	Alan Gendreau (46 FG)	2008-11
2.	280	Garth Petrilli (166 PAT)	1991-94
3.	271	Brian Kelly (40 FG)	2000-03
4.	261	Kelly Potter (52 FG)	1981-84
5.	214	Keegan Ray (109 PAT, 14 FG)	1996-99
6.	186	Colby Smith (30 FG)	2003-06
7.	176	Joe Lisle (35 FG)	1987-89
8.	121	Archie Arrington (55 PAT)	1970, 72-74
9.	117	Dick Martin (14 FG)	1985-86
10.	110	Matt Crews (19 FG)	1988-90

**Consecutive Field Goals Made**

1.	12	Alan Gendreau	2009
2.	8	Alan Gendreau	2008
	8	Kelly Potter	1984
4.	7	Colby Smith	2004
	7	Brian Kelly	2003
	7	Brian Kelly	2002
	7	Gerald Robinson	1979
8.	6	Alan Gendreau	2010
	6	Kelly Potter	1981

**Longest Field Goal Made**

1.	57	Kelly Potter vs Tennessee Tech	11/20/82
2.	55	Alan Gendreau vs Louisiana	9/25/10
3.	54	Garth Petrilli vs Murray State	9/26/92
	54	M.A. Robinson vs Tennessee Tech	11/19/77
5.	52	Keegan Ray vs Tennessee State	9/6/97
	52	Kelly Potter vs Western Kentucky	11/5/83
7.	50	Garth Petrilli vs Murray State	9/25/93
	50	Keegan Ray vs Chattanooga	9/14/96
	50	Kelly Potter vs Morehead State	9/26/81
	50	Nares Choobua vs Austin Peay	10/25/69

**ANNUAL FIELD GOAL LEADERS**

Year	Player	PATs	FG
1955	George Haley	17	0-0
1956	Sidney Corban	7	0-0
1957	Bob Hallum	5-12	1-1
1958	Roy Hall	11-13	0-0
1959	Ralph Adams	24-25	0-0
1960	Nicky Lynch	6-7	0-0
1961	Tony Matusek	9-11	0-0
1962	Tony Matusek	9-15	2-2
1963	Charles Gupton	14-15	1-1
1964	Duane Brown	13-16	1-2
1965	Paul Barnett	29-31	1-1
1966	Paul Barnett	15-18	1-2
1967	Paul Barnett	20-23	0-0

1968	Kevin Tucker	9-9	0-0
1969	Nares Choobua	6-9	6-17
1970	Archie Arrington	18-19	5-14
1971	Kenny Nolan	18-18	11-17
1972	Kenny Nolan	19-20	6-12
1973	Archie Arrington	14-15	8-12
1974	Archie Arrington	17-18	8-10
1975	Michael Robinson	19-19	4-7
1976	Michael Robinson	22-22	4-6
1977	Michael Robinson	11-14	8-11
1978	Gerald Robinson	5-7	3-3
1979	Gerald Robinson	10-11	7-7
1980	Gerald Robinson	8-9	5-11
1981	Kelly Potter	15-15	13-15
1982	Kelly Potter	26-26	13-27
1983	Kelly Potter	32-34	12-16
1984	Kelly Potter	32-34	14-20
1985	Dick Martin	45-49	4-12
1986	Dick Martin	30-31	10-15
1987	Joe Lisle	23-25	13-20
1988	Joe Lisle	19-19	8-15
1989	Joe Lisle	29-30	14-17
1990	Matt Crews	38-40	17-24
1991	Garth Petrilli	39-40	9-15
1992	Garth Petrilli	50-50	3-11
1993	Garth Petrilli	37-38	13-16
1994	Garth Petrilli	40-42	13-18
1995	Rhett Kopp	23-25	6-9
1996	Keegan Ray	18-19	13-19
1997	Keegan Ray	33-36	8-14
1998	Keegan Ray	26-28	10-14
1999	Keegan Ray	32-36	4-10
2000	Brian Kelly	39-44	11-13
2001	Brian Kelly	44-46	6-9
2002	Brian Kelly	31-32	10-13
2003	Brian Kelly	37-40	13-16
2004	Colby Smith	32-32	15-17
2005	Colby Smith	26-26	7-16
2006	Colby Smith	38-39	8-13
2007	David DeFatta	4-4	4-6
2008	Alan Gendreau	32-32	10-14
2009	Alan Gendreau	50-51	18-22
2010	Alan Gendreau	44-45	10-12
2011	Alan Gendreau	31-32	8-14

## TEAM RECORDS

### Most Attempts - Game

1.	13	Tennessee-Martin	1971
	13	Eastern Kentucky	1969
3.	12	Eastern Kentucky	1995
	12	Western Kentucky	1975

### Most Attempts - Season

1.	84	(84-3136)	1976
2.	82	(82-3183)	2009
	82	(82-2850)	1981
4.	81	(81-2813)	1975
	81	(81-3085)	1978

### Most Yards - Game

1.	553	Tennessee-Martin	9/18/71
2.	501	Troy	10/5/10
3.	478	Eastern Kentucky	10/11/69
4.	476	Eastern Kentucky	10/14/95
5.	466	Tennessee-Martin	9/15/73

### Most Yards - Season

1.	3183	(82-3183)	2009
2.	3136	(84-3136)	1976
3.	3102	(76-3102)	2010
4.	3085	(81-3085)	1978
5.	3066	(74-3066)	1973

### Most Yards Per Punt - Game

1.	56.5	New Mexico State	11/2/02
2.	54.0	Ball State	11/2/74
3.	53.0	Louisiana-Lafayette	11/10/07
4.	51.8	Memphis	9/18/10
5.	50.7	Idaho	10/6/01

### Most Yards Per Punt - Season

1.	42.49	(68-2889)	1974
2.	42.31	(35-1481)	2001
3.	42.10	(59-2484)	1986
4.	41.43	(74-3066)	1973
5.	41.07	(71-2916)	2003

## INDIVIDUAL RECORDS

### Most Attempts - Game

1.	13	Mike Shawen vs UT-Martin	9/18/71
	13	Ron Taylor vs Eastern Kentucky	10/8/69
3.	12	Brandon Thomas vs Eastern Kentucky	10/14/95
	12	M.A. Robinson vs Western Kentucky	11/8/75
5.	11	David DeFatta vs Troy	10/6/09
	11	Glen Heath vs Murray State	10/18/80
	11	Jim Merryman vs Western Kentucky	11/6/82
	11	Mike Shawen vs UT-Martin	11/15/73
	11	Mike Shawen vs Ball State	11/4/72
	11	Mike Shawen vs Western Kentucky	11/9/74
	11	Ron Taylor vs Western Kentucky	11/7/70

### Most Attempts - Season

1.	82	Jimmy Merryman (82-2850)	1981
2.	81	David DeFatta (81-3131)	2009
3.	79	Randy Saunders (79-3060)	1978
4.	77	Ron Taylor (77-2904)	1970
5.	75	Ron Taylor (75-2835)	1969
6.	74	Mike Shawen (74-2847)	1971
7.	73	David DeFatta (73-2987)	2007
	73	Mike Shawen (73-3076)	1973
9.	72	M.A. Robinson (72-2542)	1975
10.	69	Colby Smith (69-2830)	2006

### Most Attempts - Career

1.	267	Mike Shawen (267-10947)	1971-74
2.	221	Chuck Daniel (221-8728)	1987-90
3.	216	David DeFatta (216-8652)	2007-09
	216	Ron Taylor (216-8370)	1968-70
5.	209	Robert Billings (209-8599)	2000-03
	209	Mark Morrison (209-8356)	1983-86

7.	192	Colby Smith (192-7859)	2003-06
8.	191	Billy Walker (191-6915)	1964-67
9.	183	Randy Saunders (183-7209)	1975-78
10.	160	Brandon Thomas (160-6424)	1994-97

### Most Yards - Game

1.	553	Mike Shawen vs UT-Martin	9/18/71 (42.5)
2.	478	Ron Taylor vs Eastern Kentucky	10/8/69 (36.8)
3.	476	Brandon Thomas vs ECU	10/14/95 (39.6)
4.	468	Josh Davis vs Troy	10/5/10 (46.8)
5.	466	Mike Shawen vs UT-Martin	11/15/73 (42.3)
6.	445	Mike Shawen vs Ball State	11/4/72 (40.5)
7.	443	Mike Shawen vs WKU	11/7/70 (40.3)
8.	441	Mike Shawen vs WKU	11/9/74 (40.1)
9.	435	M.A. Robinson vs WKU	11/8/75 (36.2)
	435	Randy Saunders vs WKU	11/6/76 (43.5)

### Most Yards - Season

1.	3131	David DeFatta (81-3131)	2009
2.	3076	Mike Shawen (73-3076)	1973
3.	3060	Randy Saunders (79-3060)	1978
4.	2987	David DeFatta (73-2987)	2007
5.	2904	Ron Taylor (77-2904)	1970
6.	2850	Jimmy Merryman (82-2850)	1981
7.	2847	Mike Shawen (74-2847)	1971
8.	2835	Ron Taylor (75-2835)	1969
9.	2830	Colby Smith (69-2830)	2006
10.	2720	Mike Shawen (62-2720)	1974

### Most Yards - Career

1.	10947	Mike Shawen (267-10947)	1971-74
2.	8728	Chuck Daniel (221-8728)	1987-90
3.	8652	David DeFatta (216-8652)	2007-09
4.	8599	Robert Billings (209-8599)	2000-03
5.	8370	Ron Taylor (216-8370)	1968-70
6.	8356	Mark Morrison (209-8356)	1983-86
7.	7859	Colby Smith (192-7859)	2003-06
8.	7209	Randy Saunders (183-7209)	1975-78
9.	6915	Billy Walker (191-6915)	1964-67
10.	6424	Brandon Thomas (160-6424)	1994-97

### Most Yards Per Punt - Game

1.	59.8	Josh Davis vs Memphis	9/18/10 4-239
2.	56.5	Robert Billings vs NMSU	11/2/02 4-226
3.	54.0	Mike Shawen vs Ball State	11/2/74 4-216
4.	53.0	David DeFatta vs ULL	11/10/07 7-371
5.	51.7	Josh Davis vs ULM	10/23/10 3-155
6.	50.7	Robert Billings vs Idaho	10/6/01 3-152
7.	50.6	Mike Shawen vs WKU	11/3/73 5-253
8.	48.0	Colby Smith vs FIU	12/3/05 4-192
	48.0	Colby Smith vs ULL	9/25/04 4-192
	48.0	Mike Shawen vs TSU	9/7/74 5-240

### Most Yards Per Punt - Season

1.	43.87	Mike Shawen (62-2720)	1974
2.	42.67	Josh Davis (58-2475)	2010
3.	42.61	Robert Billings (61-2599)	2002
4.	42.56	Keegan Ray (52-2213)	1999
5.	42.31	Robert Billings (35-1481)	2001
6.	42.22	Mark Morrison (58-2449)	1986
7.	42.14	Mike Shawen (73-3076)	1973
8.	42.10	Colby Smith (59-2484)	2005
9.	42.09	Robert Billings (61-2568)	2003
10.	41.08	Brandon Thomas (64-2629)	1995

### Most Yards Per Punt - Career (min. 80 att.)

1.	41.14	Robert Billings (209-8599)	2000-03
2.	41.00	Mike Shawen (267-10947)	1971-74
3.	40.93	Colby Smith (192-7859)	2003-06
4.	40.15	Brandon Thomas (160-6424)	1994-97
5.	40.06	David DeFatta (216-8652)	2007-09
6.	39.98	Mark Morrison (209-8356)	1983-86
7.	39.49	Chuck Daniel (221-8728)	1987-90
8.	39.39	Randy Saunders (183-7209)	1976-78
9.	38.75	Ron Taylor (216-8370)	1968-70
10.	37.64	Joel Alsbrook (80-3011)	1991-92

### Longest Punt

1.	80	Sid Corban vs Vanderbilt	10/27/56
2.	79	Colby Smith vs Florida International	8/31/06
3.	78	Josh Davis vs Memphis	9/18/10
	78	Bobby Young vs Murray State	11/8/52
5.	71	David DeFatta vs WKU	11/15/08
	71	Randy Saunders vs Eastern Kentucky	10/9/76
7.	70	David DeFatta vs Troy	11/20/07
	70	Chuck Daniel vs Murray State	11/11/89
	70	Mike Shawen vs Western Kentucky	11/3/73
10.	69	Mark Morrison vs Georgia Southern	11/10/84

## ANNUAL LEADERS

Year	Player	No.	Yards	Avg.
1960	Jerry Pearson	20	716	35.8
1961	Frank Halliburton	33	1282	38.8
1962	Bob Kerr	36	1249	34.7
1963	Frank Halliburton	50	1737	34.7
1964	Billy Walker	55	1803	32.8
1965	Billy Walker	50	1846	36.9
1966	Billy Walker	53	1942	36.6
1967	Billy Walker	33	1324	40.1
1968	Ron Taylor	64	2631	41.1
1969	Ron Taylor	75	2835	37.8
1970	Ron Taylor	77	2904	37.8
1971	Mike Shawen	74	2847	38.5
1972	Mike Shawen	58	2304	39.7
1973	Mike Shawen	73	3076	42.1
1974	Mike Shawen	62	2720	43.9
1975	M.A. Robinson	72	2542	35.3
1976	Randy Saunders	43	1722	40.0
1977	Randy Saunders	53	2154	40.6
1978	Randy Saunders	79	3060	39.4
1979	Bill Ming	61	2182	35.8
1980	Glenn Heath	62	2260	36.5
1981	Jim Merryman	82	2850	34.8
1982	Jim Merryman	68	2466	37.1
1983	Mark Morrison	52	1914	36.8
1984	Mark Morrison	55	2236	40.7
1985	Mark Morrison	44	1757	39.9
1986	Mark Morrison	58	2449	42.2
1987	Chuck Daniel	59	2353	39.9
1988	Chuck Daniel	58	2232	38.5
1989	Chuck Daniel	61	2413	39.6
1990	Chuck Daniel	43	1730	40.2
1991	Joel Alsbrook	37	1431	38.7
1992	Joel Alsbrook	43	1580	36.7
1993	Garth Petrilli	45	1728	38.4
1994	Brandon Thomas	32	1298	40.6
1995	Brandon Thomas	64	2629	41.1
1996	Jeff Thomas	18	673	37.4
1997	Brandon Thomas	42	1716	40.9
1998	David Lill	34	1269	37.3
1999	Keegan Ray	52	2213	42.6
2000	Robert Billings	52	1951	37.5
2001	Robert Billings	35	1481	42.3
2002	Robert Billings	61	2599	42.6
2003	Robert Billings	61	2568	42.1
2004	Colby Smith	55	2197	39.9
2005	Colby Smith	59	2484	42.1
2006	Colby Smith	69	2830	41.0
2007	David DeFatta	73	2987	40.9
2008	David DeFatta	62	2534	40.9
2009	David DeFatta	81	3131	38.7
2010	Josh Davis	58	2475	42.7
2011	Nathaniel Toulson	50	2005	40.1

## TEAM RECORDS

### Most Returns - Game

1.	8	Western Kentucky	11/4/72
	8	Morehead St.	11/8/86
	8	North Alabama	9/2/72
	8	Morehead St.	9/25/82
5.	7	Louisiana-Monroe	10/14/00

### Most Returns - Season

1.	52	(52-469)	1982
2.	44	(44-313)	1971
	44	(44-284)	1981
4.	41	(41-342)	1990
	41	(41-252)	1972

### Most Yards - Game

1.	137	Southeast Missouri	10/26/91
2.	133	Western Kentucky	11/6/82
3.	130	Murray State	9/26/92
4.	120	UT-Martin	11/6/99
5.	102	Austin Peay	10/3/87

### Most Yards - Season

1.	523	(36-523)	1992
2.	469	(52-469)	1982
3.	406	(34-406)	1986
4.	374	(39-374)	1989
5.	342	(41-342)	1990

### Most Touchdowns - Game

1.	1	Several Times	
----	---	---------------	--

### Most Touchdowns - Season

1.	4	1989
	4	1988
3.	3	1982
	3	1992
	3	1971

### Most Yards Per Return - Game

1.	41.5	Akron	9/11/2004
2.	32.0	Eastern Illinois	10/24/98
3.	24.0	Florida Atlantic	9/1/2007
4.	22.0	Idaho	10/18/2003
5.	20.0	UT-Martin	11/6/99

### Most Yards Per Return - Season

1.	20.40	(10-204)	1960
2.	17.82	(17-303)	1962
3.	14.53	(36-523)	1992
4.	12.32	(22-271)	1999

## INDIVIDUAL RECORDS

### Most Returns - Game

1.	8	Robert Alford vs Murray State	11/15/86
2.	7	Hansford Johnson vs UL-Monroe	10/14/00
	7	Steve Puryear vs Murray State	9/25/82
4.	6	Bradley Robinson vs Vanderbilt	10/1/05
	6	Demetric Mostiller vs Austin Peay	10/12/96
	6	Don Griffin vs Austin Peay	10/23/82
	6	Don Griffin vs Western Kentucky	11/6/82
	6	Hansford Johnson vs UT Martin	11/6/99

### Most Returns - Season

1.	41	Orlando Crenshaw (41-342)	1990
2.	33	Orlando Crenshaw (33-308)	1989
3.	31	Raymond Bonner (31-150)	1972
	31	Raymond Bonner (31-219)	1971
5.	30	Robert Alford (30-390)	1986
6.	28	Dennis Mimms (28-367)	1992
	28	Taylor Edwards (28-125)	1969
8.	26	Sidney Pigg (26-183)	1981
	26	Don Griffin (26-160)	1984
	26	Demetric Mostiller (26-159)	1995

### Most Returns - Career

1.	121	Orlando Crenshaw (121-1036)	1988-91
2.	88	Don Griffin (88-683)	1982-85
3.	68	Dennis Mimms (68-637)	1991-94
4.	63	Raymond Bonner (63-374)	1969, 71-72
5.	57	Hansford Johnson (57-548)	1998-2001
6.	49	Sonny Anderson (49-252)	1972-75
7.	47	Demetric Mostiller (47-355)	1993-96
8.	46	Robert Alford (46-598)	1984-87
9.	41	Kerry Wright (41-328)	2001-04
10.	40	Taylor Edwards (40-188)	1967-70

### Most Return Yards - Game

1.	120	Hansford Johnson vs UT-Martin	11/6/99 (6)
2.	102	Robert Alford vs Austin Peay	10/3/87 (4)
3.	101	Hansford Johnson vs UL-Monroe	10/14/00 (7)
4.	99	Orlando Crenshaw vs SEMO	10/26/91 (3)
5.	97	Orlando Crenshaw vs Murray St.	11/10/90 (5)
6.	95	Dennis Mimms vs Murray St.	9/26/92 (3)
7.	92	Don Griffin vs WKU	11/6/82 (6)
8.	87	Demetric Mostiller vs APSU	10/12/96 (6)
9.	85	Sulecio Sanford vs UT-Chatt.	9/13/97 (1)
10.	84	Orlando Crenshaw vs APSU	10/21/89 (3)
	84	Robert Alford vs Youngstown St.	11/1/86 (3)

### Most Return Yards - Season

1.	390	Robert Alford (30-390)	1986
2.	367	Dennis Mimms (28-367)	1992
3.	342	Orlando Crenshaw (41-342)	1990
4.	308	Orlando Crenshaw (33-308)	1989
5.	272	Hansford Johnson (21-272)	1999
6.	228	Hansford Johnson (22-228)	2000
7.	222	Don Griffin (20-222)	1982
8.	219	Raymond Bonner (31-219)	1971
9.	212	Steve Edging (20-212)	1966
10.	208	Orlando Crenshaw (24-208)	1991

### Most Return Yards - Career

1.	1036	Orlando Crenshaw (121-1036)	1988-91
2.	683	Don Griffin (88-683)	1982-85
3.	637	Dennis Mimms (68-637)	1991-94
4.	598	Robert Alford (46-598)	1984-87
5.	548	Hansford Johnson (57-548)	1998-2001
6.	374	Raymond Bonner (63-374)	1969, 71-72
7.	355	Demetric Mostiller (47-355)	1993-96
8.	328	Kerry Wright (29-328)	2001-04
9.	306	Eric Russell (39-306)	2010-11
10.	263	Steve Edging (28-263)	1965-66

### Most Yards Per Return - Game

1.	41.5	Kerry Wright vs Akron	9/11/04
2.	33.0	Orlando Crenshaw vs SEMO	10/26/91
3.	31.7	Dennis Mimms vs Murray State	9/26/92
4.	28.0	Orlando Crenshaw vs Austin Peay	10/21/89
	28.0	Robert Alford vs Youngstown St.	11/1/86
6.	25.5	Robert Alford vs Austin Peay	10/3/87
7.	22.0	Kerry Wright vs Idaho	10/18/03
8.	20.0	Hansford Johnson vs UT-Martin	11/6/99
9.	19.4	Orlando Crenshaw vs Murray State	11/10/90
10.	18.5	Sulecio Sanford vs Eastern Illinois	10/24/98

### Most Yards Per Return - Season

1.	28.20	Sidney Corban (5-141)	1956
2.	17.17	Robert Alford (6-103)	1984
3.	16.80	Sulecio Sanford (5-84)	1997
4.	15.57	Jackie Pope (7-109)	1962
5.	14.80	Travis Akin (5-74)	1955
6.	13.11	Dennis Mimms (28-367)	1992
7.	13.00	Robert Alford (30-390)	1986
	13.00	Sonny Anderson (6-78)	1972
9.	12.95	Hansford Johnson (21-272)	1999
10.	12.50	Travis Akin (8-100)	1956

### Most Yards Per Return - Career

1.	13.00	Robert Alford (46-598)	1984-87
2.	10.14	Sulecio Sanford (22-223)	1997-98
3.	9.61	Hansford Johnson (57-548)	1998-2001
4.	9.37	Dennis Mimms (68-637)	1991-94
5.	8.56	Orlando Crenshaw (121-1036)	1988-91
6.	8.00	Kerry Wright (41-328)	2001-04

7.	7.84	Eric Russell (39-306)	2010-11
8.	7.76	Don Griffin (88-683)	1982-85
9.	7.55	Demetric Mostiller (47-355)	1993-96
10.	6.84	Desmond Gee (26-178)	2006-09

### Most Touchdowns - Season

1.	2	Raymond Bonner	1971
----	---	----------------	------

### Most Touchdowns - Career

1.	4	Orlando Crenshaw	1988-91
2.	2	Chuck Swafford	1986-89
	2	Gene Windham	1957-59
	2	Raymond Bonner	1969, 71-72
	2	Mike Caldwell	1989-92

### Longest Return

1.	95	Jimbo Pearson vs Morehead St.	10/22/60 (TD)
2.	94	Jim Harvey vs Western Kentucky	9/29/62 (TD)
3.	87	Orlando Crenshaw vs SEMO	10/26/91 (TD)
4.	85	Sulecio Sanford vs UT-Chatt.	9/13/97 (TD)
5.	83	Dennis Mimms vs Northern Illinois	10/3/92 (TD)
6.	80	Robert Alford vs Youngstown St.	11/1/86
7.	78	Orlando Crenshaw vs APSU	10/22/88 (TD)
8.	77	Robert Alford vs Austin Peay	10/3/87 (TD)
9.	75	Kerry Wright vs Akron	9/11/04 (TD)
10.	75	Orlando Crenshaw vs Murray St.	11/10/90 (TD)

## ANNUAL LEADERS

Year	Player	Ret.	Yards	Avg.	TD
1960	Jimbo Pearson	2	104	52.0	1
1961	Jimbo Pearson	6	59	9.8	0
1962	Jackie Pope	7	109	15.8	0
1963	Jimbo Pearson	4	31	7.8	0
1964	Larry Whaley	10	124	12.4	0
1965	Bob Hlodan	9	97	10.7	0
1966	Steve Edging	20	212	10.6	1
1967	Jamie Jamison	17	135	7.9	0
1968	Taylor Edwards	12	63	5.3	0
1969	Taylor Edwards	28	125	4.5	0
1970	Ray Oldham	23	159	6.9	0
1971	Raymond Bonner	31	219	7.1	2
1972	Raymond Bonner	31	150	4.8	0
1973	Sonny Anderson	20	106	5.3	0
1974	Sonny Anderson	20	64	3.2	0
1975	Tommy Beaver	20	115	5.7	0
1976	John Dukes	13	97	7.5	0
1977	Johnny Carver	14	82	5.9	0
1978	Kevin Dove	8	80	10.0	0
1979	Allen Curtis	11	58	5.3	0
1980	James Griffin	6	42	7.0	0
1981	Sidney Pigg	26	183	7.0	0
1982	Don Griffin	20	222	11.1	0
1983	Don Griffin	20	112	5.6	0
1984	Don Griffin	26	160	6.2	0
1985	Don Griffin	22	189	8.6	1
1986	Robert Alford	30	*390	13.0	0
1987	Tommy Barnes	17	110	6.5	0
1988	Orlando Crenshaw	23	178	7.7	1
1989	Orlando Crenshaw	33	308	9.3	1
1990	Orlando Crenshaw	41	342	8.3	1
1991	Orlando Crenshaw	24	208	8.7	1
1992	Dennis Mimms	28	367	13.1	1
1993	Dennis Mimms	15	80	5.3	0
1994	Dennis Mimms	23	152	6.6	0
1995	Demetric Mostiller	26	159	6.1	0
1996	Demetric Mostiller	21	196	9.3	0
1997	Sulecio Sanford	5	84	16.8	1
1998	Sulecio Sanford	17	139	8.2	0
1999	Hansford Johnson	21	272	13.0	0
2000	Hansford Johnson	22	228	10.4	0
2001	Hansford Johnson	14	48	3.4	0
2002	David Youell	17	86	5.1	0
2003	Kerry Wright	12	91	7.6	0
2004	Kerry Wright	17	183	10.8	1
2005	Bradley Robinson	18	165	9.2	0
2006	Desmond Gee	12	119	9.9	0
2007	Desmond Gee	12	57	4.8	0
2008	Patrick Honeycutt	13	81	6.2	0
2009	Patrick Honeycutt	21	106	5.0	0
2010	Eric Russell	24	163	6.8	0
2011	Eric Russell	15	143	9.5	0



## TEAM RECORDS

### Most Returns - Game

1.	9	North Texas	12/3/11
	9	Louisville	9/6/07
	9	Mississippi State	10/28/00
	9	Eastern Kentucky	10/6/79
	9	Texas A&M	11/18/95

### Most Returns - Season

1.	63	(63-1216)	2011
	63	(63-1296)	2007
	57	(57-1119)	2009
	54	(54-1356)	2010
	51	(51-983)	2008
	51	(51-684)	1976

### Most Return Yards - Game

1.	220	Louisville	10/6/06
	215	WKU	11/20/10
	211	Mississippi State	10/28/00
	201	Louisiana-Monroe	11/3/07
	198	Texas A&M	11/18/95

### Most Return Yards - Season

1.	1356	(54-1356)	2010
	1296	(63-1296)	2007
	1216	(63-1216)	2011
	1119	(57-1119)	2009
	1061	(46-1061)	2006

### Most Touchdowns - Game

1.	1	Several Times
----	---	---------------

### Most Touchdowns - Season

1.	2	2006
	2	2001
	2	1969

### Most Yards Per Return - Season

1.	26.30	(20-526)	1985
	26.29	(14-368)	1958
	25.11	(54-1356)	2010
	23.15	(33-764)	1971
	23.07	(46-1061)	2006

## INDIVIDUAL RECORDS

### Most Returns - Game

1.	7	Desmond Gee vs LSU	9/15/07
	7	Desmond Gee vs Louisville	9/6/07
	7	Alan Curtis vs Eastern Kentucky	10/6/79
	7	Butch Hamby vs East Tennessee	11/10/79
	7	Steve Puryear vs Morehead State	9/25/82
	7	Walter Dunson vs Florida State	10/19/91
7.	6	Eric Russell vs Memphis	10/1/11
	6	Eric Russell vs Arkansas State	11/2/10
	6	Desmond Gee vs Clemson	9/5/09
	6	Damon Nickson vs Louisville	10/6/06
	6	Eugene Gross vs Clemson	9/13/03
	6	Brigham Lyons vs Texas A&M	11/18/95

### Most Returns - Season

1.	43	Eric Russell (43-892)	2011
	41	Desmond Gee (41-910)	2009
	36	Desmond Gee (36-722)	2007
	32	Eric Russell (32-842)	2010
	29	Jamison Palmer (29-572)	1999
	28	Demetric Mostiller (28-744)	1996
	28	Desmond Gee (28-544)	2008
	26	Eugene Gross (26-467)	2003
	26	Brigham Lyons (26-541)	1995
	25	Walter Dunson (25-608)	1991

### Most Returns - Career

1.	108	Desmond Gee (108-2241)	2006-09
	75	Eric Russell (75-1734)	2010-11
	53	Orlando Crenshaw (53-1042)	1988-91
	53	Brigham Lyons (53-1178)	1992-95
	43	Walter Dunson (43-1068)	1990-92
	42	Robert Alford (42-1067)	1984-87

7.	35	Damon Nickson (35-846)	2004-07
	34	Jamison Palmer (34-689)	1999-2001
	32	Demetric Mostiller (32-814)	1993-96
	31	Dwaine Copeland (31-618)	1973-74

### Most Return Yards - Game

1.	187	Damon Nickson vs Louisville	10/6/06
	166	Demetric Mostiller vs J'ville St.	10/5/96
	165	Eric Russell vs Arkansas State	11/2/10
	161	Robert Alford vs Lenoir-Rhyne	9/7/85
	160	Desmond Gee vs Louisville	9/6/07
	139	Phillip Tanner vs North Texas	11/22/08
	137	ReShard Lee vs Alabama	8/31/02
	136	Brigham Lyons vs Texas A&M	11/18/95
	136	Muhammad Rashada vs Miss. St.	10/28/00
	133	Cleannord Saintil vs FIU	12/3/05

### Most Return Yards - Season

1.	910	Desmond Gee (41-910)	2009
	892	Eric Russell (43-892)	2011
	842	Eric Russell (32-842)	2010
	744	Demetric Mostiller (28-744)	1996
	722	Desmond Gee (36-722)	2007
	608	Walter Dunson (25-608)	1991
	605	Damon Nickson (21-605)	2006
	572	Jamison Palmer (29-572)	1999
	544	Desmond Gee (28-544)	2008
	541	Brigham Lyons (26-541)	1995

### Most Return Yards - Career

1.	2241	Desmond Gee (108-2241)	2006-09
	1734	Eric Russell (75-1734)	2010-11
	1178	Brigham Lyons (53-1178)	1992-95
	1068	Walter Dunson (43-1068)	1990-92
	1067	Robert Alford (42-1067)	1984-87
	1042	Orlando Crenshaw (53-1042)	1988-91
	846	Damon Nickson (35-846)	2004-07
	814	Demetric Mostiller (32-814)	1993-96
	715	Reuben Justice (26-715)	1969-71
	689	Jamison Palmer (34-689)	1999-2001

### Touchdowns - Game

1.	1	Several Times
----	---	---------------

### Touchdowns - Season

1.	2	Damon Nickson	2006
	2	Reuben Justice	1969
	1	Eric Russell	2010
	1	Phillip Tanner	2008
	1	Bradley Robinson	2007
	1	Kerry Wright	2001
	1	Jamison Palmer	2001
	1	Robert Alford	1985
	1	Sulecio Sanford	1998
	1	Buck Rolman	1957
	1	Buck Rolman	1958
	1	Taylor Edwards	1970
	1	Joe Pelt	1971
	1	Walter Dunson	1990
	1	Walter Dunson	1991

### Touchdowns - Career

1.	2	Damon Nickson	2004-07
	2	Buck Rolman	1955-58
	2	Reuben Justice	1969-71
	2	Walter Dunson	1990-92

### Most Yards Per Return - Game

1.	54.0	Damon Nickson vs FAU	11/4/06
	53.7	Robert Alford vs Lenoir-Rhyne	9/7/85
	46.3	Phillip Tanner vs North Texas	11/22/08
	41.5	Demetric Mostiller vs J'ville St.	10/5/96
	40.3	Desmond Gee vs WKU	10/24/09
	40.0	Walter Dunson vs Florida State	10/19/91
	36.7	Kerry Wright vs UConn	11/17/01
	36.0	Cory Simpson vs Hawaii	9/4/93
	34.2	ReShard Lee vs Alabama (4)	8/31/02
	32.5	Desmond Gee vs FIU	9/29/07

### Most Yards Per Return - Season

1.	29.92	Robert Alford (13-389)	1985
	29.17	Reuben Justice (18-525)	1969
	28.81	Damon Nickson (21-605)	2006

4.	28.57	Bradley Robinson (7-200)	2007
	28.25	Dennis Mimms (8-226)	1993
	27.62	Gerald Anderson (8-221)	1984
	26.57	Demetric Mostiller (28-744)	1996
	26.31	Eric Russell (32-842)	2010
	25.71	Walter Dunson (14-360)	1990
	25.67	Sulecio Sanford (15-385)	1998

### Most Yards Per Return - Career

1.	25.44	Demetric Mostiller (32-814)	1993-96
	25.40	Robert Alford (42-1067)	1984-87
	24.84	Walter Dunson (43-1068)	1990-92
	24.41	Gerald Anderson (22-537)	1984-87
	24.17	Damon Nickson (35-846)	2004-07
	23.12	Eric Russell (75-1734)	2010-11
	22.90	Sulecio Sanford (21-481)	1997-98
	22.23	Brigham Lyons (53-1178)	1992-95
	21.43	Cory Simpson (30-643)	1992-94

### Longest Return

1.	99	Joe Pelt vs Morehead State	9/25/71 (TD)
	99	Sulecio Sanford vs Illinois	9/12/98 (TD)
	97	Eric Russell vs WKU	11/20/10 (TD)
	97	Reuben Justice vs Morehead St.	9/27/69 (TD)
	95	Buck Rolman vs UT-Chatt.	10/19/57 (TD)
	94	Damon Nickson vs Florida Atlantic	11/4/06 (TD)
	93	Robert Alford vs Lenoir-Rhyne	9/7/85 (TD)

## ANNUAL LEADERS

Year	Player	Ret.	Yards	Avg.	TD
1960	Jimbo Pearson	4	121	30.3	0
1961	Jimbo Pearson	10	168	16.8	0
1962	Jackie Pope	7	139	19.6	0
1963	Jimbo Pearson	5	112	22.4	0
1964	Bob Hlodan	9	204	22.7	0
1965	Bob Hlodan	9	209	23.2	0
1966	Gene Carney	9	160	17.8	0
1967	Jamie Jamison	9	184	20.4	0
1968	Taylor Edwards	18	394	21.9	0
1969	Reuben Justice	18	525	29.2	2
1970	Taylor Edwards	7	172	24.6	1
1971	Reuben Justice	8	190	23.8	0
1972	Tommy Latimer	12	279	23.3	0
1973	Dwaine Copeland	12	220	18.3	0
1974	Dwaine Copeland	19	398	20.9	0
1975	Tommy Beaver	18	386	21.4	0
1976	John Dukus	14	255	18.2	0
1977	Lonnie Adams	9	188	20.9	0
1978	Gerard Bradley	17	351	20.6	0
1979	Allen Curtis	18	322	17.9	0
1980	Sammy Bryant	13	268	20.6	0
1981	Sidney Pigg	12	243	20.3	0
1982	Don Griffin	5	97	19.4	0
1983	Vince Hall	11	239	21.7	0
1984	Gerald Anderson	8	221	27.6	0
1985	Robert Alford	13	389	29.9	1
1986	Robert Alford	18	458	25.4	0
1987	Gerald Anderson	11	241	21.9	0
1988	Orlando Crenshaw	18	312	17.3	0
1989	Orlando Crenshaw	24	513	21.4	0
1990	Walter Dunson	14	360	25.7	1
1991	Walter Dunson	25	608	24.3	1
1992	Cory Simpson	13	270	20.8	0
1993	Cory Simpson	13	313	24.1	0
1994	Brigham Lyons	21	533	25.4	0
1995	Brigham Lyons	26	541	20.8	0
1996	Demetric Mostiller	28	744	26.6	0
1997	Kelverrick Green	14	332	23.7	0
1998	Sulecio Sanford	15	385	25.7	1
1999	Jamison Palmer	29	572	19.7	0
2000	Wardell Alsop	15	292	19.5	0
2001	Kerry Wright	16	398	24.9	1
2002	ReShard Lee	12	252	21.0	0
2003	Eugene Gross	26	467	18.0	0
2004	Cleannord Saintil	11	220	20.0	0
2005	Cleannord Saintil	17	379	22.3	0
2006	Damon Nickson	21	605	28.8	2
2007	Desmond Gee	36	722	20.1	0
2008	Desmond Gee	28	544	19.4	0
2009	Desmond Gee	41	910	22.2	0
2010	Eric Russell	32	842	26.3	1
2011	Eric Russell	43	892	20.7	0

## TEAM RECORDS

### Most Points Allowed

**Game** ..... 70 vs Murray State (10/28/33)  
**Season** ..... 379 (1999)

### Fewest Points Allowed

**Game** ..... 0, many times (last time, 9/30/06 vs UNT)  
**Season** ..... 2 (1917 - 7 games)  
 40 (1957 - 10 games)

### Most Total Offense Allowed

**Game** ..... 760 vs Idaho (10/6/01)  
**Season** ..... 4,982 (2007)

### Fewest Total Offense Allowed

**Game** ..... 44, Western Kentucky (11/6/71)  
**Season** ..... 1,712 (1963)

### Most First Downs Allowed

**Game** ..... 39 vs Idaho (10/6/01)  
**Season** ..... 281 (2003)

### Fewest First Downs Allowed

**Game** ..... 3 vs Liberty (9/18/82)  
**Season** ..... 84 (1957)

### Most Rushing Attempts Allowed

**Game** ..... 79, Tennessee-Martin (9/15/79)  
**Season** ..... 633 (1975)

### Fewest Rushing Attempts Allowed

**Game** ..... 22, Western Kentucky (11/14/81)  
**Season** ..... 371 (1998)

### Most Rushing Yards Allowed

**Game** ..... 490, Nebraska (9/12/92)  
**Season** ..... 3,285 (1979)

### Fewest Rushing Yards Allowed

**Game** ..... -58, Austin Peay (10/23/71)  
**Season** ..... 717 (1963)

### Most Rushing Touchdowns Allowed

**Game** ...7, Miss. St. (10/28/00), Nebraska (9/12/92), UNT (12/3/11)  
**Season** ..... 37 (2011)

### Fewest Rushing Touchdowns Allowed

**Game** ..... 0, many times  
**Season** ..... 4 (1982, 1983)

### Most Quarterback Sacks

**Game** ..... 9, Arkansas State (10/20/07)  
**Season** ..... 38.0 (2009)

### Most Passing Attempts Allowed

**Game** ..... 71, Idaho (10/6/01)  
**Season** ..... 440 (2009)

### Fewest Passing Attempts Allowed

**Game** ...4, Murray State (10/16/71), TTU (11/20/71, 11/18/72)  
**Season** ..... 107 (1956)

### Most Passing Completions Allowed

**Game** ..... 49, Idaho (10/6/01)  
**Season** ..... 248 (2003)

### Fewest Passing Completions Allowed

**Game** ..... 0, Tennessee Tech (11/20/71)  
**Season** ..... 34 (1956)

### Most Passing Yards Allowed

**Game** ..... 637, Idaho (10/6/01)  
**Season** ..... 3,053 (2003)

### Fewest Passing Yards Allowed

**Game** ..... 0, Tennessee Tech (11/20/71)  
**Season** ..... 484 (1958)

### Most Passing Touchdowns Allowed

**Game** ..... 5, Idaho (10/6/01), South Carolina (11/18/06)  
**Season** ..... 23 (2003)

### Fewest Passing Touchdowns Allowed

**Game** ..... 0, many times  
**Season** ..... 1 (1957, 1990)

### Most Blocked Punts

**Game** ..... 4, Mississippi Valley (10/8/88)  
**Season** ..... 9 (1988)

### Most Blocked Field Goals

**Game** ..... 2 vs WKU (10/6/11)  
**Season** ..... 5 (2009)

### Most Blocked Extra Points

**Game** ..... 2, North Texas (11/23/02)  
**Season** ..... 3 (2003)

### Most Combined Blocked Kicks

**Game** ..... 4, Mississippi Valley (10/8/88)  
**Season** ..... 9 (1988), 8 (2009)

### Most Interceptions

**Game** ..... 7, Akron (11/16/85)  
 5, Austin Peay (10/26/74)  
 4, four times (most recent vs ASU, 11/2/10)  
**Season** ..... 26 (1985); 25 (1989); 23 (1988)

### Most Interception Return Yards

**Game** ..... 149, Connecticut (11/17/01)  
 130, FAU (11/27/10)  
**Season** ..... 322 (1985); 317 (2000); 311 (2009)

### Most Interception Return Touchdowns

**Game** ..... 1, many times  
**Season** ..... 3 (1970, 1994)

### Fewest Total Offense Yards Allowed - Game

1.	44	Western Kentucky	11/6/71
2.	47	Liberty Baptist	9/18/82
3.	68	Morehead State	9/25/82
4.	81	Austin Peay	10/24/70
5.	82	Eastern Kentucky	10/9/71

### Fewest Rushing Yards Allowed - Game

1.	-58	Austin Peay	10/23/71
2.	-4	Louisiana-Monroe	10/23/10
3.	4	Florence State	9/9/72
4.	7	East Tennessee	1/13/76
5.	11	Liberty Baptist	9/18/82

### Fewest Passing Yards Allowed - Game

1.	0	Tennessee Tech	11/20/71
2.	14	Western Kentucky	11/6/71
3.	18	Murray State	10/19/74
4.	22	East Tennessee	11/16/74
5.	25	Murray State	10/17/81

### Most Quarterback Sacks - Game

1.	9	Arkansas State	10/20/07
2.	8	Connecticut	11/17/01
3.	7	Louisiana-Lafayette	9/25/10
	7	Utah State	10/30/04
	7	Murray State	11/14/87

### Most Quarterback Sacks - Season

1.	38.0	(38.0-253)	2009
2.	36.0	(36.0-247)	2006
3.	34.0	(34.0-222)	2010
4.	30.0	(30.0-205)	2007
5.	28.0	(28.0-172)	2004

### Most Yards from Quarterback Sacks - Season

1.	253	(38.0-253)	2009
2.	247	(36.0-247)	2006
3.	222	(34.0-222)	2010
4.	205	(30.0-205)	2007
5.	172	(28.0-172)	2004

### Most Tackles for Loss - Game

1.	17	(17-107)	Morehead State (9/25/82)
2.	16	(16-71)	Tennessee Tech (9/14/06)

### Most Tackles for Loss - Season

1.	112	(112-439)	2009
2.	105	(105-436)	2006
3.	96	(96-367)	2010
4.	85	(85-314)	2008
5.	83	(83-436)	1982

### Most Tackles for Loss Yards - Season

1.	439	(112-439)	2009
2.	436	(105-436)	2006
	436	(83-436)	1982
4.	367	(96-367)	2010
5.	333	(78-333)	2007

## TOTAL TACKLES

### Most Tackles - Game

1.	24	Chris Keen vs Western Kentucky	11/8/75
2.	23	Robbie Ridings vs Murray State	10/17/91
3.	22	Andra Bullock vs Western Kentucky	11/5/77
	22	Jimmy Roberto vs Murray State	10/17/81
5.	21	Chris Keen vs Morehead St.	9/27/75
	21	Scotty Brown vs SEMO	10/31/98
7.	20	Darrell Love vs Eastern Illinois	11/16/96
	20	John Csir vs Morehead State	9/27/75
	20	Nathaniel Claybrooks vs Marshall	11/26/94
	20	Scott Boykin vs Eastern Kentucky	9/21/91

### Most Tackles - Season

1.	178	Stan Wright (127-51)	1978
----	-----	----------------------	------

2.	142	Gary Bell (99-43)	1973
3.	142	Melvin Boyd (90-52)	1974
4.	140	Chris Keen (91-49)	1975
5.	132	Mo Bell (92-40)	1977
6.	125	Roosevelt Colvard (57-68)	1985
	125	John Csir (87-38)	1975
8.	120	Andra Bullock (80-40)	1977
	120	Roosevelt Colvard (79-41)	1986
10.	118	Stan Wright (99-19)	1979

**Most Tackles - Career**

1.	344	Roosevelt Colvard (179-165)	1983-86
2.	331	Robbie Ridings (191-140)	1979-82
	331	Stan Wright (249-82)	1976-79
4.	313	Dennis Mix (196-117)	1979-82
5.	303	Melvin Boyd (204-99)	1973-75
6.	289	Anthony Hicks (160-129)	1992-96
7.	286	Jeremy Kellem (171-115)	2007-10
8.	285	James Griffin (186-99)	1979-82
9.	272	Anthony Coleman (161-111)	1987-90
10.	270	Tony Buck (195-75)	1974-77
	270	Nathaniel Claybrooks (116-154)	1993-95
	270	Andra Bullock (184-86)	1974-77
	270	Reggie Bell (187-83)	1976-77, 79

**UNASSISTED TACKLES**

**Season**

1.	127	Stan Wright (127-51)	1978
2.	99	Stan Wright (99-19)	1979
	99	Gary Bell (99-43)	1973
4.	92	Mo Bell (92-40)	1977
5.	91	Chris Keen (91-49)	1975
6.	90	Melvin Boyd (90-52)	1974
7.	87	John Csir (87-38)	1975
8.	81	Jim Dunster (81-27)	1976
9.	80	Andra Bullock (80-40)	1977
10.	79	Roosevelt Colvard (79-41)	1986

**Career**

1.	204	Melvin Boyd (204-99)	1973-75
2.	200	Ronnie Cecil (200-59)	1974-77
3.	196	Dennis Mix (196-117)	1979-82
4.	195	Tony Buck (195-75)	1974-77
5.	191	Robbie Ridings (191-140)	1979-82
6.	187	Reggie Bell (187-83)	1976-77, 79
7.	186	James Griffin (186-99)	1979-82
8.	184	Andra Bullock (184-86)	1974-77
9.	179	Roosevelt Colvard (179-165)	1983-86
10.	171	Jeremy Kellem (171-115)	2007-10

**ASSISTED TACKLES**

**Season**

1.	68	Roosevelt Colvard (57-68)	1985
	68	Randy Carr (46-68)	1984
3.	66	Nathaniel Claybrooks (52-66)	1994
4.	65	Robbie Ridings (45-65)	1981
5.	62	Nathaniel Claybrooks (46-62)	1995
6.	60	Jimmy Roberto (40-60)	1981
7.	58	Cam Robinson (55-58)	2009
8.	56	Scott Boykin (51-56)	1990
9.	55	Brian Chastain (27-55)	1996
10.	53	Anthony Hicks (60-53)	1993

**Career**

1.	165	Roosevelt Colvard (179-165)	1983-86
2.	154	Nathaniel Claybrooks (116-154)	1993-95
3.	140	Robbie Ridings (191-140)	1979-82
4.	129	Anthony Hicks (160-129)	1992-96
5.	118	Darrell Love (115-118)	1995-98
6.	117	Dennis Mix (196-117)	1979-82

7.	115	Jeremy Kellem (171-115)	2007-10
8.	114	Don Griffin (96-114)	1982-85
9.	111	Anthony Coleman (161-111)	1987-90
10.	110	Don Thomas (144-110)	1985-88

**TACKLES FOR LOSS**

**Game**

1.	5	J.K. Sabb vs North Texas	9/10/05
2.	4.5	Jamari Lattimore vs Louisiana	9/25/10
3.	4	Chris McCoy vs Maryland	9/19/09
	4	Keith Pauldo vs Eastern Kentucky	11/15/97
	4	Anthony Hicks vs UT-Martin	11/9/96
	4	Anthony McCord vs Austin Peay	10/7/95
	4	Kenny Tippins vs Alcorn State	10/1/88
	4	Kenny Tippins vs Austin Peay	10/22/88
	4	Kenny McDaniel vs Akron	11/16/85
	4	Dino Delullis vs Akron	11/16/85
	4	Jimmy Robert vs Morehead State	9/25/82
	4	John Blankenship vs Austin Peay	10/30/76

**Season**

1.	22	Reggie Bell (22-136)	1977
2.	20	Chris McCoy (20-74)	2009
3.	18	Bryan DeGraffenreid (18-68)	1996
4.	17	Dennis Mix (17-86)	1982
	17	Anthony Hicks (17-77)	1996
	17	Dennis Mix (17-89)	1981
7.	15	Jamari Lattimore (15-73)	2010
	15	Anthony McCord (15-67)	1995
9.	14.5	Erik Walden (14.5-90)	2006
	14.5	J.K. Sabb (14.5-69)	2006

**Career**

1.	46	Dennis Mix (46-244)	1979-82
2.	40	Erik Walden (40-177)	2004-07
3.	36	Anthony Hicks (36-136)	1992-96
4.	33	Anthony McCord (33-148)	1993-96
5.	32.5	Danny Carmichael (32.5-128)	2006-09
6.	30	Jamari Lattimore (30.0-146)	2008-10
7.	28	Reggie Bell (28-156)	1976-77, 79
8.	27.5	J.K. Sabb (27.5-118)	2005-06
9.	26.5	Chris McCoy (26.5-103)	2006-09
10.	26	Emanuel Toles (26-110)	1979-82

**TACKLES FOR LOSS YARDS**

**Season**

1.	136	Reggie Bell (22-136)	1977
2.	90	Erik Walden (14.5-90)	2006
3.	89	Dennis Mix (17-89)	1981
4.	86	Dennis Mix (17-86)	1982
5.	78	James McClellan (14-78)	1978
6.	77	Anthony Hicks (17-77)	1996
7.	74	Chris McCoy (20-74)	2009
8.	73	Jamari Lattimore (15-73)	2010
9.	70	M. McCullough (11-70)	1980
10.	69	J.K. Sabb (14.5-69)	2006

**Career**

1.	244	Dennis Mix (46-244)	1979-82
2.	177	Erik Walden (40-177)	2004-07
3.	156	Reggie Bell (28-156)	1976-77, 79
4.	148	Anthony McCord (33-148)	1993-96
5.	146	Jamari Lattimore (30-146)	2008-10
6.	144	M. McCullough (24-144)	1980-82
7.	136	Anthony Hicks (36-136)	1992-96
8.	128	Danny Carmichael (32.5-128)	2006-09
9.	118	J.K. Sabb (27.5-118)	2005-06
10.	110	Emanuel Toles (26-110)	1979-82
	110	Charlie Gregory (16-110)	1979, 81-82

**ANNUAL TACKLE LEADERS**

Year	Player	UT	AT	TT
1970	David Duvall (lb)	50	45	95
1971	Not Available			
1972	Greg Gregory (dt)	66	30	96
1973	Gary Bell (lb)	99	43	142
1974	Melviin Boyd (lb)	90	52	142
1975	Chris Keen (lb)	91	49	140
1976	Jim Dunster (lb)	81	27	108
1977	Mo Bell (lb)	92	40	132
1978	Stan Wright (lb)	127	51	178
1979	Stan Wright (lb)	99	19	118
1980	Robbie Ridings (lb)	48	32	80
1981	Robbie Ridings (lb)	45	65	110
1982	Dennis Mix (lb)	52	40	92
1983	Jeff Spencer (dt)	54	32	86
1984	Randy Carr (lb)	46	68	114
1985	Roosevelt Colvard (lb)	57	68	125
1986	Roosevelt Colvard (lb)	79	41	120
1987	Don Thomas (lb)	60	46	106
1988	Don Thomas (lb)	70	41	111
1989	Anthony Coleman (lb)	66	39	105
1990	Scott Boykin (lb)	51	56	107
1991	Scott Boykin (lb)	72	45	117
1992	Mike Caldwell (de)	47	29	76
1993	Anthony Hicks (lb)	60	53	113
1994	Nathaniel Claybrooks (lb)	52	66	118
1995	Nathaniel Claybrooks (lb)	46	62	108
1996	Brian Chastain (lb)	27	55	82
1997	Charlie Walker (s)	50	48	98
1998	Keith Pauldo (lb)	56	22	78
1999	Mario Kelso (s)	61	45	106
2000	Jermaine Francis (db)	64	26	90
2001	Michael Woods (s)	44	36	80
2002	Sheldon Durham (lb)	59	38	97
2003	Will Martin (s)	49	51	100
2004	Marcel Horne (lb)	54	12	66
2005	J.K. Sabb (lb)	48	23	71
2006	J.K. Sabb (lb)	46	23	69
	Justin Rainey (lb)	40	29	69
2007	Tavares Jones (de)	44	17	61
2008	Danny Carmichael (lb)	62	27	89
2009	Cam Robinson (lb)	55	58	113
2010	Jeremy Kellem (s)	69	39	108
2011	Eric Russell (s)	64	24	88

**QUARTERBACK SACKS**

**Game**

1.	4	Jamari Lattimore vs Louisiana	9/25/10
2.	3	Jamari Lattimore vs Maryland	9/19/09
	3	Anthony Hicks vs UT-Martin	11/9/96
4.	2.5	Erik Walden vs Troy	11/25/06
	2.5	Kenny McDaniel vs Akron	11/16/85

**Season**

1.	11.5	Jamari Lattimore (11.5-66)	2010
	11.5	Erik Walden (11.5-83)	2006
3.	7.0	Leighton Gasque (7.0-38)	2011
	7.0	Chris McCoy (7.0-42)	2009
	7.0	Tavares Jones (7.0-57)	2007
	7.0	Anthony Hicks (7.0-51)	1996
7.	6.5	Danny Carmichael (6.5-44)	2009
8.	6.0	Erik Walden (6-26)	2004
	6.0	Scotty Brown (6.0-37)	2001
	6.0	Anthony McCord (6.0-38)	1995

**Career**

1.	22.5	Erik Walden (22.5-136)	2004-07
2.	20.5	Jamari Lattimore (20.5-129)	2008-10
3.	15.0	Anthony McCord (15.0-81)	1993-96
4.	14.0	Tavares Jones (14.0-95)	2004-07
5.	12.5	Danny Carmichael (12.5-88)	2006-09
6.	12.0	Devarick Scandrett (12.0-68)	2002-05

7.	11.0	Chris McCoy (11.0-67)	2005-09
	11.0	Bryan Faulkner (11.0-67)	1988-91
	11.0	Anthony Hicks (11.0-78)	1992-96
10.	10.0	Thomas Johnson (10.0-60)	2001-04

## YARDS FROM SACKS

### Season

1.	83	Erik Walden	2006
2.	66	Jamari Lattimore	2010
3.	57	Tavares Jones	2007
4.	51	Anthony Hicks	1996
5.	44	Danny Carmichael	2009
6.	42	Chris McCoy	2009
7.	40	Cam Robinson	2009
	40	Chris Burns	1990
9.	38	Leighton Gasque	2011
	38	Tavares Jones	2006
	38	Anthony McCord	1995

### Career

1.	136	Erik Walden (22.5-136)	2004-07
2.	129	Jamari Lattimore (20.5-129)	2008-10
3.	95	Tavares Jones (14.0-95)	2004-07
4.	88	Danny Carmichael (12.5-88)	2006-09
5.	81	Anthony McCord (15.0-81)	1993-96
6.	78	Anthony Hicks (11.0-78)	1992-96
7.	68	Devarick Scandrett (12.0-68)	2002-05
8.	67	Chris McCoy (11.0-67)	2005-09
	67	Bryan Faulkner (11.0-67)	1988-91
10.	60	Thomas Johnson (10.0-60)	2001-04

## ANNUAL SACK LEADERS

Year	Player	Sacks	Yards	Total Tackles
1988	Jack Pittman	4	23	67
1989	Greg Pollard	4	33	52
1990	Chris Burns	5	40	44
1991	James McKenzie	4	33	19
1992	Montrell Toney	4	24	74
1993	Jay Moore	3	19	16
1994	Anthony McCord	5	27	50
1995	Anthony McCord	6	38	43
1996	Anthony Hicks	7	51	69
1997	Kenrick Whitehead	2	13	38
	Martez Phelps	2	11	39
	Kyle Gay	2	5	11
1998	Keith Pauldo	3	27	78
	Kenrick Whitehead	3	21	52
	Martez Phelps	3	16	46
	Jeff Thomas	3	11	31
1999	Terrence King	4	18	46
2000	Tanaka Scott	5	35	44
2001	Scotty Brown	6	37	77
2002	Sheldon Durham	2	13	97
	Devarick Scandrett	2	13	11
	Demetrios Walker	2	12	29
2003	Demetrios Walker	5	20	50
2004	Erik Walden	6	26	25
2005	Erik Walden	3	17	33
	Devarick Scandrett	3	13	33
2006	Erik Walden	11.5	83	48
2007	Tavares Jones	7.0	57	61
2008	Lonnie Clemons	4.0	24	41
2009	Chris McCoy	7.0	42	64
2010	Jamari Lattimore	11.5	66	68
2011	Leighton Gasque	7.0	38	17

## INTERCEPTIONS

### Game

1.	4	Damon Nickson vs Louisiana-Lafayette	10/28/06
2.	3	Don Griffin vs Akron	11/16/85

3	Ken Coffee vs Austin Peay	10/25/69
3	Mike Matheny vs Pensacola Navy	9/16/67

### Season

1.	8	James Griffin (8-105)	1982
2.	7	Marcus Udell (7-88)	2009
3.	6	Jimbo Pearson (6-72)	1960
	6	Mike Matheny (6-71)	1967
	6	Tommy Barnes (6-54)	1988
	6	Don Griffin (6-47)	1985
	6	Jimmy McCamey (6-22)	1989
8.	5	Bradley Robinson (5-65)	2007
	5	Damon Nickson (5-31)	2006
	5	Bradley Robinson (5-12)	2005
	5	Don Thomas (5-73)	1988
	5	Pat Siegfried (5-63)	1977
	5	Typail McMullen (5-44)	1996
	5	Markee Tate (5-41)	1993

### Career

1.	17	James Griffin (17-286)	1979-82
2.	14	Bradley Robinson (14-217)	2004-07
	14	Cedric Stegall (14-214)	1995-98
4.	13	Ray Oldham (13-246)	1969-72
	13	Don Griffin (13-119)	1982-85
6.	11	Jimbo Pearson (11-109)	1960-61, 63-64
7.	10	Jeremy Kellem (10-113)	2007-10
	10	Ronnie Cecil (10-138)	1974-77
	10	Dejuan Buford (10-85)	1984-86, 88
	10	Sonny Anderson (10-82)	1972-75
	10	Mike Matheny (10-81)	1965-67
	10	Chuck Swafford (10-58)	1986-89

## INTERCEPTION RETURN YDS

### Game

1.	105	Jimmy Saunders vs Tenn. Tech	11/18/78
2.	101	Darin Davis vs FAU	11/27/10
3.	100	Ray Oldham vs UT-Chattanooga	10/3/70
4.	99	Ray Neal vs Muskingum	12/12/64
5.	89	Michael Woods vs NMSU	10/11/03

### Season

1.	140	Bradley Robinson (2-140)	2006
2.	139	Darin Davis (3-139)	2010
3.	120	Cedric Stegall (4-120)	1995
4.	112	Jimmy Sanders (4-112)	1978
5.	106	Ray Oldham (2-106)	1970
6.	105	James Griffin (8-105)	1982
7.	103	Ray Oldham (4-103)	1971
8.	100	Rod Issac (3-100)	2010
	100	Markee Tate (4-100)	1994
10.	95	Darrien Thomas (3-95)	1986
	95	Anthony Hicks (3-95)	1993

### Career

1.	286	James Griffin (17-286)	1979-82
2.	246	Ray Oldham (13-246)	1969-72
3.	217	Bradley Robinson (14-217)	2004-07
4.	214	Cedric Stegall (14-214)	1995-98
5.	144	Jimmy Sanders (6-144)	1976-78
6.	141	Markee Tate (9-141)	1991-94
7.	140	Delvin Pikes (5-140)	1998-2000
8.	139	Darin Davis (3-139)	2008-11
9.	138	Ronnie Cecil (10-138)	1974-77
10.	132	Don Thomas (9-132)	1985-88
	132	Kareem Bland (2-132)	1999-2000

### Longest Return

1.	100	Ray Oldham vs UTC	10/3/70 (TD)
2.	99	Ray Neal vs Muskingum	12/12/64 (TD)
3.	89	Michael Woods vs NMSU	10/11/03 (TD)
4.	88	Bradley Robinson vs Arkansas St.	11/11/06 (TD)
5.	81	John Diefenback vs UTC	10/2/76 (TD)
6.	71	Kareem Bland vs Connecticut	11/4/00 (TD)
7.	70	Rod Issac vs ULM	10/23/10 (TD)

8.	67	Lannie Martin vs Tennessee State	9/3/77 (TD)
9.	65	Delvin Pikes vs UAB	11/14/98
	65	Jykline Bradley vs East Tennessee	11/29/99

## INTERCEPTION RETURN TDS

### Game

1.	2	Markee Tate (cb)	1994
2.	1	Rod Issac (cb)	2010
	1	Darin Davis (lb)	2010
	1	Jeremy Kellem (s)	2009
	1	Jamari Lattimore (de)	2009
	1	Jeremy Kellem (s)	2008
	1	Michael Woods (s)	2003
	1	Kareem Bland (cb)	2000
	1	Kareem Bland (cb)	1999
	1	Charlie Walker (cb)	1999
	1	Sean Luckett (de)	1994
	1	Brad Cowan (de)	1986
	1	Don Thomas (lb)	1987
	1	Dennis Mix (ss)	1981
	1	Jimmy Sanders (cb)	1978
	1	Ronnie Cecil (ss)	1975
	1	Sonny Anderson (cb)	1973
	1	Danny Buck (dt)	1970

### Season

1.	2	Kareem Bland	1999-2002
2	Markee Tate	1991-94	

## ANNUAL INTERCEPTION LEADERS

Year	Player	No.	Yards	TDs
1960	Jimbo Pearson	6	72	0
1961	Jimbo Pearson	2	12	0
1962	Earl Harris	2	28	0
	Jim Harvey	2	13	0
1963	Larry Dotson	3	38	0
1964	James Donnelly	4	18	0
1965	Gary Draper	4	31	0
	Jerry Broadbent	4	15	0
1966	Larry Dotson	3	60	0
	Mike Matheny	3	0	0
1967	Mike Matheny	6	71	0
1968	Gary Draper	4	13	0
1969	Ken Coffee	4	11	0
1970	Ed Miller	5	26	0
1971	Ray Oldham	4	103	0
1972	Ray Oldham	5	31	0
1973	Sonny Anderson	3	62	1
	Leigh Kelka	3	14	0
1974	John Emert	4	5	0
1975	Sonny Anderson	4	14	0
1976	Tony Buck	3	39	0
	Harry Majors	3	39	0
	Stan Murphy	3	8	0
1977	Pat Siegfried	5	63	0
1978	Jimmy Saunders	4	112	1
1979	Guy Albanese	3	26	0
1980	James Griffin	4	77	1
1981	James Griffin	4	87	0
	Dennis Mix	4	66	1
1982	James Griffin	8	105	0
1983	Don Griffin	4	49	0
1984	Don Griffin	3	23	0
	Robert Frazier	3	35	0
1985	Don Griffin	6	47	0
1986	Dejuan Buford	5	32	0
1987	Don Thomas	4	59	1
1988	Tommy Barnes	6	54	0
1989	Jimmy McCamey	6	22	0
1990	Darius Sullivan	3	21	0
	Marty Carter	3	20	0
1991	Adrian Owens	3	35	0
1992	Eric McBroom	4	54	0
1993	Markee Tate	5	41	0
1994	Markee Tate	4	100	2
1995	Cedric Stegall	4	120	1

1996	Typail McMullen	5	44	0
1997	Cedric Stegall (cb)	3	43	0
1998	Cedric Stegall (cb)	5	35	0
1999	Jykine Bradley (cb)	2	73	0
	Charlie Walker (cb)	2	66	1
	Mario Kelso (s)	2	1	0
2000	Jykine Bradley (cb)	3	19	0
2001	Jykine Bradley (cb)	4	24	0
2002	Tony Sutton (cb)	3	14	0
	Muhammad Rashada (cb)	3	0	0
2003	Michael Woods (s)	2	91	1
	Will Martin (s)	2	59	0
	Randy Arnold (lb)	2	17	0
	Kevin Copeland (cb)	2	0	0
2004	Bradley Robinson (cb)	2	0	0
2005	Bradley Robinson (cb)	5	12	1
2006	Damon Nickson (s)	5	31	1
2007	Bradley Robinson (cb)	5	65	0
2008	Alex Suber (cb)	2	60	0
	Ivon Hickmon (lb)	2	26	0
	Jeremy Kellem (s)	2	17	1
2009	Marcus Udell (cb)	7	88	0
2010	Darin Davis (lb)	3	139	1
	Rod Issac (cb)	3	100	1
2011	Eric Russell (s)	2	98	0

## PASSES DEFENDED

### Season

1.	22	Jykine Bradley	2001
2.	19	Typail McMullen	1996
3.	15	Jykine Bradley	2000
4.	14	Alex Suber	2009
	14	Cedric Stegall	1998
	14	Markee Tate	1993
	14	James Griffin	1982

### Career

1.	46	Cedric Stegall	1995-98
2.	44	Jykine Bradley	1999-2001
3.	33	James Griffin	1979-82
4.	30	Bradley Robinson	2004-07

## PASS BREAKUPS

### Season

1.	17	Jykine Bradley	2001
2.	14	Typail McMullen	1996
3.	12	Alex Suber	2009
	12	Jimmy McCamey	1989
	12	Jamie Redmond	1990

### Career

1.	32	Cedric Stegall	1995-98
2.	28	Jamie Redmond	1989-92
3.	23	Anthony Hicks	1992-96
4.	22	Marty Carter	1988-90
5.	21	Alex Suber	2005-09
	21	Markee Tate	1991-94

## FORCED FUMBLES

### Season

1.	6	Danny Carmichael	2009
2.	4	Sean Mosley	2006

### Career

1.	9	Danny Carmichael	2006-09
2.	7	Jeremy Kellem	2007-10
	7	Mike Caldwell	1989-92
4.	6	Erk Walden	2004-07
5.	5	Sean Mosely	2004-06

## FUMBLE RECOVERIES

### Season

1.	5	Rick Holliday	1994
	5	Emanuel Toles	1981
	5	T. Smogorzewski	1978
4.	4	Eddie Wright	1976
	4	Chip Street	1969
	4	George Goodson	1977
	4	Emanuel Toles	1980

### Career

1.	12	Emanuel Toles	1979-82
2.	8	George Goodson	1974-77
3.	7	John Harris	1970-72
4.	6	John Garrett	1982-85
	6	John Diefenbach	1975-78
	6	Art Washington	1981-82
	6	Nathaniel Claybrooks	1993-95
	6	Marty Carter	1988-90
	6	Dennis Mix	1979-82

## BLOCKED PUNTS

### Game

1.	2	Markee Tate vs Murray State	9/26/92
2		Mike Fairbanks vs Morehead St.	10/15/88

### Season

1.	3	Markee Tate	1992
	3	Sean Luckett	1992
	3	Tommy Barnes	1988

### Career

1.	4	Jeremy Kellem	2007-10
	4	Markee Tate	1992-94
3.	3	Sean Luckett	1991-94
	3	Tommy Barnes	1986-88

## BLOCKED FIELD GOALS

### Season

1.	2	Derek Upshaw (dt)	2010
----	---	-------------------	------

### Career

1.	2	Derek Upshaw (dt)	2010
----	---	-------------------	------

## BLOCKED EXTRA POINTS

### Game

1.	2	Kareem Bland vs North Texas	11/23/02
----	---	-----------------------------	----------

### Season

1.	2	Pierre Ingram	2003
	2	Kareem Bland	2002

### Career

1.	3	Kareem Bland	1999-2002
2.	2	Pierre Ingram	2003-06

## TOTAL COMBINED BLOCKS

### Game

1.	2	Kareem Bland vs North Texas	11/23/02
	2	Markee Tate vs Murray State	9/26/92
	2	Mike Fairbanks vs Morehead St.	10/15/88

### Season

1.	3	Markee Tate	1992
	3	Sean Luckett	1992
	3	Tommy Barnes	1988

### Career

1.	4	Jeremy Kellem (4 punts)	2007-10
	4	Markee Tate (4 punts)	1992-94
	4	Kareem Bland (1 field goal, 3 PATs)	1999-02

4.	3	Sean Mosley (2 punts, 1 FG)	2004-06
	3	Pierre Ingram (2 PAT, 1 FG)	2003-06

## SAFETIES

### Game

1.	2	North Texas	10/27/07
----	---	-------------	----------

### Season

1.	4		1965
2.	3		1996, 2007

### MISCELLANEOUS RECORDS

**Most Wins**

Season..... 11 (1984, 1985, 1990)

**Most Consecutive Wins**

Season..... 18, 11/7/64 - 10/8/66

**Most Conference Wins**

Season..... 8 (1992)

**Most Consecutive Conference Wins**

Season..... 15, 9/28/91 - 9/25/93

**Most Losses**

Season..... 10 (2011)

**Most Consecutive Losses**

Season..... 16, 11/12/77 - 11/10/79

**Most Consecutive Conference Losses**

Season..... 10, 10/7/78 - 11/3/79

**Most Ties**

Season..... 2 (1925, 1951, 1954)

**Largest Winning Margin**

 Game..... 70, Morehead State (70-0), 1992  
 69, North Alabama (76-7), 1927

**Largest Losing Margin**

Game..... 69, Vanderbilt (69-0), 1926

**Largest Come-From-Behind Victory**

 Game..... 24 vs New Mexico State (10/27/01)  
 (down 35-11 in 4th quarter, won 39-35)

### PENALTIES

**Game**

1.	14	Troy (127 yds)	9/8/01
2.	13	UL-Lafayette (111 yds)	9/25/04
	13	Mississippi Valley (135 yds)	10/8/88
4.	12	Murray State (14 yds)	9/16/00

**Season**

1.	98		1995
----	----	--	------

**Most Penalty Yards**

Season..... 907 (1976)

**Fewest Penalty Yards**

Season..... 250 (1954)

### GAMES PLAYED

**Career**

1. 52 Mike Caldwell (1989-92)
2. 50 Alan Gendreau (2008-11)
- 50 Sancho McDonald (2008-11)
- 50 Mike Williams (2008-11)
- 50 Derrick Crumpton (2008-11)
- 50 Jeremy Kellem (2007-10)
- 50 Mark Thompson (2006-09)
- 50 Orlando Crenshaw (1988-91)
9. 49 Mark Fisher (2007-10)
- 49 Emmanuel Perez (2007-10)
- 49 Phillip Tanner (2006-10)
- 49 Garth Petrilli (1991-94)
- 49 Mike Jordan (1990-93)
- 49 Jamie Redmond (1989-92)
- 49 Joe Campbell (1988-91)

## Opponent Records

### RUSHING

**INDIVIDUAL**

Attempts	45	Bobby Rainey (WKU)	11/20/10
Yards	313	Lance Dunbar (North Texas)	12/3/11
TDs	4	Lance Dunbar (North Texas)	12/3/11
	4	Anthony Downs (E. Kentucky)	9/27/97

**TEAM**

Attempts	79	Tennessee-Martin	9/15/79
Yards	490	Nebraska	9/12/92
TDs	7	North Texas	12/3/11
	7	Mississippi State	10/28/00
	7	Nebraska	9/12/92

### PASSING

**INDIVIDUAL**

Attempts	71	Brian Lindgren (Idaho)	10/6/01
	56	Tim Rattay (Louisiana Tech)	10/17/99
	56	Jerry Babb (ULL)	11/15/03

Comp.	49	Brian Lindgren (Idaho)	10/6/01
	41	Tim Rattay (Louisiana Tech)	10/17/99

Yards	637	Brian Lindgren (Idaho)	10/6/01
	445	Leon Murray (Tennessee State)	9/5/98

TDs	5	Brian Brohm (Louisville)	9/6/07
	5	Brian Lindgren (Idaho)	10/6/01
	4	Michael Desormeaux (ULL)	12/3/08
	4	Blake Mitchell (South Carolina)	11/18/06
	4	Tim Rattay (Louisiana Tech)	10/17/99
	4	Leon Murray (Tennessee State)	9/5/98
	4	Charlie Whitehurst (Clemson)	9/13/03
	4	Jerry Babb (ULL)	11/15/03

INTs	5	Artis (Miles)	8/30/86
	5	Stewart (Akron)	11/16/85

**TEAM**

Attempts	71	Idaho	10/6/01
	69	Western Kentucky	11/9/85

Comp.	49	Idaho	10/6/01
	44	Louisiana Tech	10/17/99

Yards	637	Idaho	10/6/01
	449	Louisiana Tech	10/17/99

TDs	5	South Carolina	11/18/06
	5	Idaho	10/6/01
	4	ULL	12/3/08
	4	Louisiana Tech	10/17/99
	4	Tennessee State	9/5/98
	4	Clemson	9/13/03
	4	ULL	11/15/03

INTs	7	Akron	11/16/85
------	---	-------	----------

### RECEIVING

**INDIVIDUAL**

Rec.	15	Chris Lacy (Idaho)	10/6/01
	13	Kevin Curtis (Utah State)	11/30/02
	13	Fred Stamps (ULL)	11/15/03
	12	Four different players	

Yards	221	Chris Lacy (Idaho)	10/6/01
	205	Pete Ravettine (Delaware)	10/21/78

TDs	3	Troy Brown (Marshall)	12/5/92
	3	Fred Stamps (ULL)	11/15/03

### TOTAL OFFENSE

**INDIVIDUAL**

Plays	73	Brian Lindgren (Idaho)	10/6/01
	66	Jerry Babb (ULL)	11/15/03

Yards	657	Brian Lindgren (Idaho)	10/6/01
	474	Jerry Babb (ULL)	11/15/03
	456	Leon Murray (Tennessee State)	9/5/98

**TEAM**

Yards	760	Idaho	10/6/01
	646	Delaware	10/21/78

### ALL-PURPOSE YARDS

320	Lance Dunbar (North Texas)	12/3/11
283	William Murrel (E. Kentucky)	10/19/96
282	Bobby Rainey (WKU)	11/20/10

### KICK RETURNS

**INDIVIDUAL**

PR	3-104	William Murrell (E. Kentucky)	10/19/96
KR	7-185	Blair Lewis (Idaho)	10/6/01
	8-171	A. Phillips (FIU)	9/29/07

**TEAM**

PR	7-122	Murray State	9/23/95
KR	9-254	Tennessee-Martin	11/7/98

### DEFENSE

**INDIVIDUAL**

Tackles	22	Junior Jackson (Chattanooga)	9/30/89
---------	----	------------------------------	---------

TFL	6	Jeff Weisse (Illinois)	9/12/98
-----	---	------------------------	---------

Sacks	4	Rodney Hardeway (ULL)	11/10/07
	4	Antwan Barnes (FIU)	8/31/06
	4	Mark Word (Jacksonville State)	9/19/98

INT	2	Several players tied	
-----	---	----------------------	--

**TEAM**

INT	7	Tennessee Tech	11/21/81
-----	---	----------------	----------



YEAR	RUSHING				PASSING				TOTAL OFFENSE			PUNT RETURN			KICK RETURN			INT RETURN			PENALTY						
	ATT	YDS	TD	YPG	CPL	ATT	INT	YDS	TD	YPG	PLAYS	YDS	YPG	ATT	YDS	TD	ATT	YDS	TD	INT	YDS	TD	FD	NO-YDS	F-L	PTS	PPG
1955	419	1524	14	152.4	61	144	12	1162	14	116.2	563	2686	268.6	10	119	0	35	525	0	7	-	-	135	48-430	24-20	187	18.7
1956	434	1982	19	198.2	45	101	10	610	10	61.0	535	2592	259.2	21	231	0	24	557	0	11	-	-	139	NA-553	39-24	202	20.2
1957	471	2393	21	239.3	49	95	7	694	12	69.4	566	3087	308.7	20	186	1	14	368	1	13	212	1	145	NA-435	34-19	241	24.1
1958	508	2456	11	245.6	40	93	9	540	8	54.0	601	2996	299.6	23	270	1	19	372	0	12	98	0	158	NA-564	36-18	196	19.6
1959	547	2874	-	287.4	54	89	7	565	3	56.5	636	3439	343.9	-	-	-	-	-	-	9	-	-	175	-	-	303	30.3
1960	459	1732	12	173.2	42	116	12	641	5	64.1	575	2373	237.3	10	204	1	29	510	0	16	133	0	125	42-376	33-17	115	11.5
1961	479	1918	15	191.8	84	156	9	1376	13	137.6	645	3294	329.4	13	137	0	25	414	0	9	126	0	178	50-449	45-18	187	18.7
1962	431	1622	13	162.2	68	129	11	1022	9	102.2	560	2644	264.4	17	303	1	23	405	0	10	107	0	137	65-726	42-21	161	16.1
1963	428	1559	14	155.9	106	180	17	1540	16	154.0	608	3099	309.9	19	110	0	23	391	0	17	153	1	144	62-654	26-12	213	21.3
1964	467	1779	11	177.9	87	163	9	1027	7	102.7	630	2806	280.6	27	214	0	20	377	0	15	101	0	150	54-491	22-6	136	13.6
1965	403	1432	19	143.2	141	275	16	2213	20	221.3	678	3645	364.5	20	174	0	31	566	0	17	176	1	194	64-725	28-13	286	28.6
1966	380	1114	8	111.4	103	204	14	1435	13	143.5	584	2549	254.9	24	236	2	23	415	0	14	170	0	140	60-665	16-6	160	16.0
1967	386	1086	17	108.6	161	312	15	1982	16	198.2	698	3068	306.8	35	303	1	41	674	0	12	141	0	168	64-639	32-15	236	23.6
1968	388	1138	11	113.8	139	297	24	1776	9	177.6	685	2914	291.4	15	75	0	43	800	0	16	74	0	155	61-719	25-15	146	14.6
1969	393	1103	10	110.3	130	306	23	1591	7	159.1	699	2694	269.4	30	147	0	36	820	2	18	60	0	149	50-562	25-11	134	13.4
1970	528	1671	14	167.1	58	133	8	696	4	69.6	661	2367	236.7	28	169	0	21	422	1	21	299	3	132	62-605	24-9	167	16.7
1971	586	1897	15	172.5	55	155	12	723	3	65.7	741	2620	262.0	44	313	3	33	764	1	9	131	0	140	85-753	37-18	196	19.6
1972	559	1999	20	181.7	110	235	15	1482	7	134.7	794	3481	316.5	41	252	1	34	648	0	13	96	0	200	50-532	42-24	216	19.6
1973	428	1434	13	131.3	116	256	15	1230	3	111.8	684	2664	242.2	23	98	0	46	785	0	13	112	1	156	68-711	37-18	148	13.4
1974	547	1998	14	181.6	48	152	21	778	5	70.7	699	2776	252.3	26	77	0	35	717	0	14	96	0	153	79-680	40-22	164	14.9
1975	549	2256	17	205.1	77	209	19	1137	7	103.4	758	3393	308.5	26	150	0	45	830	0	17	156	1	171	57-620	43-22	189	17.2
1976	588	2062	16	187.5	85	200	17	1339	9	121.7	788	3401	309.2	32	165	1	51	684	0	18	238	1	167	92-906	61-36	205	18.6
1977	539	1645	9	149.2	76	175	18	911	0	82.8	714	2556	232.4	21	82	0	40	663	0	11	147	0	153	74-807	38-22	125	11.4
1978	507	1161	8	105.5	53	128	8	621	1	56.5	635	1782	162.0	8	80	0	43	736	0	11	200	1	110	49-476	44-21	95	8.6
1979	357	928	2	92.8	121	269	16	1757	12	175.7	626	2685	268.5	12	60	0	48	854	0	8	106	0	144	54-514	32-13	137	13.7
1980	401	1257	4	125.7	91	218	13	1007	5	100.7	619	2264	226.4	12	51	0	31	553	0	11	153	1	129	55-496	26-8	85	8.5
1981	440	897	9	81.5	102	225	22	1377	6	125.2	665	2274	206.7	44	284	0	31	500	0	16	250	1	136	71-637	28-16	158	14.4
1982	524	2156	15	196.0	72	189	8	919	9	83.5	713	3075	279.5	52	469	3	17	231	0	21	246	0	156	71-604	39-26	231	21.0
1983	459	2040	23	204.0	128	233	13	1762	14	176.2	692	3802	380.2	22	119	0	21	425	0	17	167	0	190	69-543	16-12	296	29.6
1984	548	2261	14	205.5	121	201	9	1575	22	143.2	747	3836	348.7	27	160	0	26	433	0	12	115	0	213	59-487	31-13	292	26.5
1985	550	2808	36	255.3	82	136	6	1205	11	109.5	686	4013	364.8	23	231	2	20	527	1	26	322	1	180	69-648	23-11	367	33.4
1986	498	2023	22	183.9	98	192	8	1270	8	115.5	690	3293	299.4	34	406	1	29	612	0	22	238	1	161	79-698	29-14	254	23.1
1987	531	2276	18	206.9	90	185	14	1187	8	107.9	716	3463	314.8	28	253	2	34	630	0	17	188	2	187	74-635	17-8	248	22.5
1988	486	1973	25	179.4	102	212	8	1304	9	118.5	698	3277	297.9	29	307	4	27	459	0	23	205	0	166	81-723	24-11	294	26.7
1989	471	1895	20	172.3	107	210	9	1603	12	145.7	681	3498	318.0	39	374	4	34	644	0	25	193	0	170	66-572	31-17	291	26.5
1990	533	3188	36	289.8	146	241	6	1967	9	178.8	774	5155	468.6	41	342	1	26	592	1	18	96	0	240	83-684	22-10	384	34.9
1991	478	2647	32	240.1	136	228	6	1876	6	170.5	706	4523	411.2	28	266	1	33	674	1	12	95	0	223	70-686	34-19	312	28.4
1992	469	2438	33	221.6	94	173	8	1438	10	130.7	642	3876	352.4	36	523	3	24	466	0	17	251	1	194	91-878	30-16	361	32.8
1993	455	2329	33	211.7	146	258	6	1921	9	174.6	713	4250	386.4	16	86	0	34	713	0	22	232	1	224	75-586	26-14	354	32.2
1994	496	2152	29	195.6	153	256	12	2271	17	206.5	752	4423	402.1	25	165	0	33	716	0	16	268	3	227	79-706	19-12	387	35.2
1995	481	1735	24	157.7	151	297	13	2271	11	206.5	778	4006	364.2	33	226	1	35	697	0	17	274	2	204	98-778	20-6	303	27.5
1996	470	1553	14	141.2	128	292	12	1636	8	148.7	762	3189	289.9	26	238	0	40	901	0	15	170	0	179	93-800	20-14	220	20.0
1997	325	1437	22	143.7	178	307	11	2392	17	239.2	632	3829	382.9	23	183	1	44	814	0	14	129	1	184	61-523	13-9	292	29.2
1998	393	1552	16	155.2	163	250	3	1795	13	179.5	643	3347	334.7	21	227	0	40	829	1	13	134	1	182	52-433	25-11	250	25.0
1999	347	1225	19	111.4	254	397	14	2711	15	246.5	744	3936	357.8	22	271	0	44	819	0	11	236	2	223	60-534	23-13	272	24.7
2000	404	2138	30	194.4	218	366	10	2631	14	239.2	770	4769	433.5	23	247	1	43	841	0	11	317	1	242	79-721	27-10	350	31.8
2001	471	2614	32	237.6	214	310	6	2681	21	243.7	781	5295	481.4	18	56	0	41	827	2	10	140	0	281	89-767	22-15	408	37.1
2002	528	2504	30	208.7	148	256	8	1848	6	154.0	784	4352	362.7	28	159	1	40	660	0	10	115	0	218	84-750	26-13	297	24.8
2003	494	1735	23	144.6	224	366	8	2720	18	226.7	860	4455	371.2	26	178	0	47	764	0	12	224	1	231	89-820	30-11	332	27.7
2004	360	1172	16	106.5	282	404	16	2945	15	267.7	764	4117	374.3	20	208	1	37	670	0	7	42	0	219	86-761	20-10	269	24.5
2005	429	1200	18	109.1	208	316	7	2183	9	198.5	745	3383	307.5	23	206	0	27	568	0	14	128	0	191	89-806	13-5	210	19.1
2006	474	1705	24	131.2	181	313	11	2007	9	154.4	787	3712	285.5	17	142	0	46	1061	2	14	292	2	206	72-552	19-10	296	22.8
2007	459																										



# YEAR-BY-YEAR DEFENSE

YEAR	RUSHING				PASSING				TOTAL OFFENSE			PUNT RETURN			KICK RETURN			INT RETURN			PENALTY						
	ATT	YDS	TD	YPG	CPL	ATT	INT	YDS	TD	YPG	PLAYS	YDS	YPG	ATT	YDS	TD	ATT	YDS	TD	INT	YDS	TD	FD	NO-YDS	F-L	PTS	PPG
1955	434	2004	-	200.4	58	141	7	686	-	68.6	574	2690	269.0	10	142	-	-	-	-	12	-	-	133	43-359	18-14	204	20.4
1956	421	1343	13	134.3	34	107	11	518	3	51.8	528	1861	186.1	-	-	-	-	-	-	10	-	-	97	NA-583	25-12	132	13.2
1957	420	1073	5	107.3	48	140	13	699	1	69.9	560	1772	177.2	-	-	-	-	-	-	7	-	-	84	NA-487	20-11	40	4.0
1958	436	1322	5	132.2	42	106	12	484	6	48.4	542	1806	180.6	-	-	-	-	-	-	9	-	-	94	NA-480	29-13	77	7.7
1959	407	1244	8	124.4	47	141	9	539	4	14.1	548	1783	178.3	-	-	-	-	-	-	8	-	-	92	-	-	81	8.1
1960	457	1723	-	172.3	53	128	16	829	-	82.9	586	2552	255.2	19	141	-	26	400	-	12	-	-	132	42-414	29-12	126	12.6
1961	393	1445	11	144.5	50	124	9	656	5	65.6	517	2093	209.3	19	134	-	34	545	-	9	-	-	101	42-444	20-7	107	10.7
1962	446	1074	8	107.4	66	160	10	923	7	92.3	606	1997	199.7	15	102	0	36	719	0	11	-	-	123	56-512	30-15	104	10.4
1963	356	717	6	71.7	81	188	17	995	9	99.5	544	1712	171.2	13	119	0	37	657	0	12	-	-	106	44-382	25-6	106	10.6
1964	371	1078	6	107.8	62	146	15	702	3	70.2	517	1780	178.0	26	164	0	29	565	0	9	-	-	95	48-409	21-10	65	6.5
1965	387	821	8	82.1	128	274	17	1689	13	168.9	661	2510	251.0	25	293	0	48	903	0	16	-	-	155	49-555	22-9	157	15.7
1966	402	913	7	91.3	112	241	14	1479	6	147.9	643	2392	239.2	22	193	0	32	520	0	14	-	-	141	35-432	16-5	95	9.5
1967	428	1226	21	122.6	125	253	12	1680	12	168.0	681	2906	290.6	35	560	0	42	774	0	15	-	-	162	48-443	35-15	231	23.1
1968	494	1828	21	182.8	120	251	16	1665	18	166.5	745	3493	349.3	39	472	0	21	560	0	24	-	-	178	64-704	32-11	279	27.9
1969	483	1576	15	157.6	133	242	23	1736	16	173.6	725	3312	331.2	37	238	0	-	-	-	18	-	-	159	64-683	34-17	216	21.6
1970	453	1512	8	151.2	78	194	21	850	6	85.0	647	2362	236.2	34	211	0	34	577	0	8	-	-	141	38-370	31-14	105	10.5
1971	528	1562	18	156.2	66	182	12	893	4	89.3	710	2455	245.5	30	159	0	39	660	0	9	-	-	143	36-362	33-20	178	17.8
1972	532	1588	13	158.8	95	221	15	1346	8	134.6	753	2934	293.4	28	144	0	40	830	0	13	-	-	159	39-422	29-10	176	17.6
1973	550	2279	22	227.9	138	256	15	1881	15	188.1	806	4160	416.0	26	85	0	34	637	0	13	-	-	228	69-749	32-18	264	26.4
1974	606	2459	24	245.9	93	186	21	1169	7	116.9	792	3628	362.8	30	240	0	25	486	0	14	-	-	199	69-741	32-17	254	25.4
1975	633	2809	23	280.9	102	230	17	1400	6	140.0	863	4209	420.9	32	60	0	32	671	0	23	-	-	213	63-654	28-17	254	25.4
1976	553	1695	22	169.5	128	280	18	1925	12	192.5	833	3620	362.0	32	142	0	36	558	0	17	-	-	200	87-866	33-21	281	28.1
1977	556	2067	24	206.7	84	175	11	1247	11	124.7	731	3439	343.9	27	327	2	21	445	0	18	-	-	185	65-600	38-15	283	28.3
1978	614	2773	33	277.3	126	230	11	1589	14	158.9	844	4362	436.2	25	223	0	26	584	0	8	-	-	244	68-677	53-23	340	34.0
1978	614	2773	33	277.3	126	230	11	1589	14	158.9	844	4362	436.2	25	223	0	26	584	0	8	-	-	244	68-677	53-23	340	34.0
1980	485	2147	18	214.7	109	231	11	1662	9	166.2	716	3809	380.9	29	204	0	21	399	0	13	-	-	194	70-795	25-11	224	22.4
1981	505	1460	13	146.0	104	249	16	1264	7	126.4	754	2724	272.4	23	71	0	35	673	0	22	-	-	154	68-576	43-21	173	17.3
1982	437	918	4	91.8	122	278	8	1262	8	126.2	715	2180	218.0	27	79	0	36	720	0	8	-	-	129	75-622	38-22	110	11.0
1983	409	1260	4	126.0	94	206	17	1194	9	119.4	615	2454	245.4	17	94	0	25	304	0	13	156	0	126	75-605	37-19	111	11.1
1984	429	1317	6	131.7	129	266	12	1563	11	156.3	695	2880	288.0	20	169	0	27	532	0	9	96	0	157	70-516	31-15	148	14.8
1985	456	1560	10	156.0	178	340	26	1997	9	199.7	796	3557	355.7	19	95	0	24	405	0	6	62	0	201	64-507	29-19	145	14.5
1986	483	1904	16	190.4	139	285	22	1521	5	152.1	768	3425	342.5	28	110	0	40	830	0	8	23	0	195	73-648	25-14	155	15.5
1987	483	1963	11	196.3	128	286	17	1508	6	150.8	769	3471	347.1	33	225	1	44	849	0	14	109	2	205	77-684	29-15	160	16.0
1988	483	1718	9	171.8	110	251	23	999	3	99.9	734	2717	271.7	28	97	0	49	1014	0	8	69	0	155	101-834	27-13	115	11.5
1989	485	1822	13	182.2	150	339	25	1570	5	157.0	824	3392	339.2	23	76	0	49	728	0	9	29	0	208	80-647	24-13	159	15.9
1990	415	1223	11	122.3	125	270	18	1470	1	147.0	685	2693	269.3	17	78	1	62	1364	0	6	93	0	145	62-553	28-10	101	10.1
1991	442	1834	9	183.4	168	325	12	1842	9	184.2	767	3676	367.6	22	134	0	46	916	0	6	19	0	197	69-559	22-14	151	15.1
1992	534	1940	14	194.0	107	254	17	1300	4	130.0	788	3240	324.0	22	208	0	47	717	0	8	91	0	200	77-642	30-17	144	14.4
1993	460	2005	14	200.5	148	277	22	1956	15	195.6	737	3961	396.1	18	192	0	52	928	0	6	46	0	205	78-556	25-12	235	23.5
1994	454	1881	17	188.1	113	271	16	1525	5	152.5	725	3406	340.6	19	246	0	50	1011	0	12	93	0	178	95-736	21-14	180	18.0
1995	417	1492	11	149.2	142	288	17	1831	11	183.1	705	3323	332.3	40	384	3	42	640	0	13	76	1	177	80-585	36-22	201	20.1
1996	417	1281	9	128.1	162	314	15	2040	12	204.0	731	3321	332.1	26	249	2	36	698	0	12	175	2	171	83-647	27-18	206	20.6
1997	427	2060	23	206.0	152	275	14	2045	9	204.5	702	4105	410.5	19	73	0	40	836	0	11	106	0	200	69-604	16-11	244	24.4
1998	371	1557	21	155.7	180	307	13	2249	11	224.9	678	3806	380.6	18	83	0	38	969	0	3	153	1	188	61-516	16-11	256	25.6
1999	482	2336	25	233.6	219	352	11	2568	21	256.8	834	4904	490.4	35	302	2	38	649	1	14	109	1	247	94-770	20-11	379	37.9
2000	398	1666	20	166.6	246	397	11	2601	19	260.1	795	4267	426.7	25	250	1	59	1081	0	10	149	2	239	93-800	25-10	316	31.6
2001	406	1535	18	153.5	231	393	10	2801	20	280.1	799	4336	433.6	16	188	0	43	965	0	6	75	0	239	82-666	17-7	286	28.6
2002	476	2060	20	206.0	213	347	10	2749	19	274.9	823	4809	480.9	37	342	1	32	554	0	8	84	2	236	114-950	20-11	332	33.2
2003	486	2051	22	205.1	248	401	12	3053	23	305.3	887	5104	510.4	34	499	1	43	778	0	8	82	0	281	110-903	19-9	375	37.5
2004	415	1522	14	152.2	231	356	7	3008	20	300.8	771	4530	453.0	25	288	0	39	616	0	16	138	2	238	94-889	21-13	293	29.3
2005	383	1492	13	149.2	191	329	14	2176	11	217.6	712	3668	366.8	27	256	0	32	616	0	7	171	2	207	82-677	16-4	206	20.6
2006	431	1563	17	156.3	214	372	14	2656	18	265.6	803	4219	421.9	31	250	1	48	848	0	11	246	3	238	53-456	26-13	302	30.2
2007	493	2398	20	239.8	211	379	18	2584	22	258.4	872	4982	498.2	23	129	1	53	1038	0	9	26	0	262	102-870	22-12</		

**All-Time Record**  
**528-392-28 (.572)**

Middle Tennessee football began in 1911, but there are only records of one game each in 1911 and 1912.

**1911 (0-1)**

**Coach: L.E. Mutt Weber**

Nov. 11 Fitzgerald and Clark.....L 6-0

**1912 (1-0)**

**Coach: L.E. Mutt Weber**

Oct. 12 Fitzgerald and Clark.....W 29-7

**1913 (5-1-1)**

**Coach: Alfred B. Miles**

MBA.....W 47-0  
Bowen.....W 29-0  
at Fitzgerald and Clark.....W 32-0  
Vanderbilt "B".....T 0-0  
Vanderbilt Meds.....W 16-14  
Hume-Fogg.....W 33-0  
at Morgan.....L 7-34

**1914 (5-0-1)**

**Coach: Alfred B. Miles**

at Cumberland.....T 0-0  
Vanderbilt "B".....W 9-6  
Morgan.....W 30-0  
Oct. 10 Western Kentucky.....W 47-0  
Castle Heights.....W 21-7  
Vanderbilt Meds.....W 25-0

**1915 (3-3-1)**

**Coach: Alfred B. Miles**

at Vanderbilt.....L 0-51  
Cumberland.....T 0-0  
at Castle Heights.....W 20-0  
Chatt. Central.....L 0-20  
Vanderbilt "B".....L 0-14  
Nov. 12 at Western Kentucky.....W 47-0  
SW Presbyterian.....W 14-7

**1916 (5-2-0)**

**Coach: Alfred B. Miles**

Sept. 30 at Chattanooga.....L 7-20  
Sewanee.....L 7-10  
Castle Heights.....W 20-0  
Cumberland.....W 49-0  
at SW Presbyterian.....W 26-0  
Chatt. Central.....W 14-0  
Vanderbilt "B".....W 14-0

**1917 (7-0-0)**

**Coach: Johnny (Red) Floyd**

Sewanee Military Acad.....W 33-0  
Sewanee "B".....W 38-0  
at Vanderbilt "B".....W 13-0  
at Tennessee Tech.....W 26-0  
at Castle Heights.....W 31-0  
at Baylor (Chatt.).....W 32-0  
at Bedford Co. Stars.....W 28-0

**1918**

**No Football (WW I)**

**1919 (6-0-0)**

**Coach: Alfred B. Miles**

Oct. 18 Chattanooga.....W 49-0  
Vanderbilt Meds.....W 17-0  
Union (Tenn.).....W 41-6  
at Cumberland.....W 41-0

(Only scores available)

**1920 (4-1-0)**

**Coach: Alfred B. Miles**

Bethel (Ky.).....W 28-0  
Maryville.....W 33-14  
Bethel (Ky.).....W 44-0  
Vanderbilt.....L 0-34  
at Vanderbilt Meds.....W 21-6

**1921 (3-2-1)**

**Coach: Alfred B. Miles**

at Vanderbilt.....L 0-34  
Sewanee "B".....W 7-0  
Vanderbilt "B".....W 14-13  
at Tennessee Meds.....L 0-20  
Nov. 11 Western Kentucky.....W 15-7  
at Union (Tenn.).....T 0-0

**1922 (2-6-0)**

**Coach: Alfred B. Miles**

at Vanderbilt.....L 0-38  
Oct. 6 at Western Kentucky.....L 0-31  
Bethel (Ky.).....L 0-9  
Bryson.....W 13-12  
at Southwestern.....W 7-0  
Sewanee Frosh.....L 0-19  
Vanderbilt Frosh.....L 0-25  
at Union (Tenn.).....L 0-41

**1923 (3-1-0)**

**Coach: Alfred B. Miles**

Bethel (Tenn.).....W 24-0  
Evansville.....W 51-12  
Bethel (Ky.).....W 28-0  
Nashville Central.....L 6-20

**1924 (1-5-0)**

**Coach: Guy Stephenson**

Bethel (Ky.).....L 0-13  
Oct. 18 Western Kentucky.....L 0-44  
Tennessee Tech.....L 0-6  
Maryville.....L 0-28  
at Bethel (Tenn.).....W 14-0  
at Cumberland.....L 0-32

**1925 (3-4-2)**

**Coach: Guy Stephenson**

at Vanderbilt.....L 0-27  
Oct. 3 at Sewanee.....L 0-53  
Oct. 10 Bryson.....W 13-6  
Oct. 17 Western Kentucky.....T 7-7  
Oct. 24 at Tennessee Tech.....T 0-0  
Oct. 31 Bethel (Tenn.).....W 30-12  
Nov. 5 at Murray State.....L 0-6  
Nov. 13 Memphis State.....W 57-7  
Stetson.....L 0-10

**1926 (4-2-1)**

**Coach: Frank Faulkinberry**

at Vanderbilt "B".....W 12-0  
Ogden (Ky.).....W 40-0  
Oct. 22 at Memphis State.....W 27-0  
Oct. 29 Cumberland.....W 23-7  
Nov. 6 Murray State.....T 0-0  
at Vanderbilt.....L 0-69  
at Sewanee.....L 0-48

**1927 (6-2-0)**

**Coach: Frank Faulkinberry**

Jacksonville State.....W 13-0  
at Cumberland.....W 19-0  
Oct. 14 Memphis State.....W 47-6  
at Union (Tenn.).....L 14-33  
North Alabama.....W 76-7  
Nov. 5 at Murray State.....L 7-13  
Tennessee Tech.....W 13-0  
Bryson.....W 13-0

**1928 (2-4-1)**

**Coach: Frank Faulkinberry**

Jacksonville State.....W 6-0  
Cumberland.....L 0-13  
Oct. 20 Western Kentucky.....L 0-19  
Oct. 26 at Memphis State.....T 13-13  
Nov. 3 Murray State.....L 6-14  
Bethel (Tenn.).....W 32-0  
at Tennessee Tech.....L 12-25

**1929 (6-3-1)**

**Coach: Frank Faulkinberry**

Sept. 21 at Chattanooga.....L 0-40  
Sept. 28 at Western Kentucky.....L 0-19  
Oct. 5 Cumberland.....W 6-0  
Oct. 12 North Alabama.....W 21-7  
Oct. 18 at Maryville.....L 0-6  
Oct. 26 Vanderbilt Frosh.....W 13-0  
Nov. 2 at Murray State.....W 6-0  
Nov. 8 Sewanee Frosh.....W 13-7  
Nov. 16 Piedmont.....W 13-0  
Nov. 30 at Tennessee Tech.....T 13-13

**1930 (5-5-1)**

**Coach: Frank Faulkinberry**

Sept. 13 at Vanderbilt.....L 0-28  
Sept. 20 at Chattanooga.....L 0-25  
Sept. 27 LMU.....W 36-0  
Oct. 4 at Vanderbilt.....L 0-13  
Oct. 11 North Alabama.....W 18-0  
Oct. 18 at Western Kentucky.....L 7-13  
Oct. 25 at Tennessee Wesleyan.....L 6-13  
Nov. 1 Murray State.....W 19-0  
Nov. 8 Bethel (Tenn.).....W 27-0  
Nov. 15 at Piedmont.....W 12-6  
Nov. 29 Tennessee Tech.....T 0-0

**1931 (6-4-0)**

**Coach: Frank Faulkinberry**

Sept. 19 at Chattanooga.....L 0-19  
Sept. 26 LMU.....W 47-0  
Oct. 2 at UT Martin.....W 19-0  
Oct. 9 at Bethel (Ky.).....W 25-0  
Oct. 17 at Western Kentucky.....L 0-12  
Oct. 24 Tennessee Wesleyan.....W 26-6  
Oct. 31 at Murray State.....L 7-13  
Nov. 7 Memphis State.....W 15-0  
Nov. 14 Miami (Fla.).....W 20-0  
Nov. 26 at Tennessee Tech.....L 7-19

**1932 (4-6-0)**

**Coach: Frank Faulkinberry**

Sept. 17 at Sewanee.....L 0-12  
Sept. 24 at Maryville.....L 6-12  
Oct. 1 UT-Martin.....W 18-7  
Oct. 8 at Chattanooga.....L 0-26  
Oct. 15 Western Kentucky.....L 7-21  
Oct. 29 Murray State.....L 6-7  
Nov. 5 at Memphis State.....W 6-0  
Nov. 12 Union (Tenn.).....W 14-7  
Nov. 24 Tennessee Tech.....L 6-32  
Dec. 3 at Miami (Fla.).....W 7-0

**1933 (1-7-1)**

**Coach: E. M. Waller**

Sept. 30 at Western Kentucky.....L 0-32  
Oct. 7 at Chattanooga.....L 0-46  
Oct. 14 Jacksonville State.....T 0-0  
Oct. 21 Maryville.....W 25-0  
Oct. 28 at Murray State.....L 7-70  
Nov. 3 Memphis State.....L 6-21  
Nov. 11 Cumberland.....L 6-12  
Nov. 17 Union (Tenn.).....L 0-7  
Nov. 30 at Tennessee Tech.....L 0-6

**1934 (2-7-0)**
**Coach: E. M. Waller**

Sept. 28	Freed-Hardeman	W 18-0
Oct. 6	at Chattanooga	L 0-9
Oct. 12	Union (Tenn.)	W 6-0
Oct. 20	at Cumberland	L 0-12
Oct. 26	Western Kentucky	L 0-14
Nov. 3	at Memphis State	L 0-18
Nov. 10	Murray State	L 0-12
Nov. 16	at Maryville	L 6-13
Nov. 29	at Tennessee Tech	L 0-12

**1935 (8-0-0)**
**Coach: Johnny (Red) Floyd**

Sept. 27	Cumberland	W 13-6
Oct. 4	North Alabama	W 20-0
Oct. 11	at Union (Tenn.)	W 7-0
Oct. 18	Memphis State	W 35-0
Oct. 25	Western Kentucky	W 7-0
Nov. 9	at Murray State	W 19-6
Nov. 15	Maryville	W 20-7
Nov. 28	at Tennessee Tech	W 7-6

**1936 (7-1-0)**
**Coach: Johnny (Red) Floyd**

Sept. 26	at Vanderbilt	L 0-45
Oct. 2	North Alabama	W 12-0
Oct. 9	Troy State	W 19-0
Oct. 17	at Western Kentucky	W 9-0
Oct. 23	Murray State	W 19-14
Oct. 31	at Memphis State	W 19-0
Nov. 7	Austin Peay	W 27-0
Nov. 26	Tennessee Tech	W 7-6

**1937 (6-1-1)**
**Coach: Johnny (Red) Floyd**

Sept. 24	Memphis State	W 20-6
Oct. 1	Troy State	W 13-0
Oct. 8	Jacksonville State	W 27-0
Oct. 15	at Murray State	L 14-21
Oct. 27	Tennessee Tech	T 13-13
Nov. 5	Austin Peay	W 19-0
Nov. 12	Delta State	W 7-0
Nov. 25	at Tennessee Tech	W 29-0

**1938 (2-6-0)**
**Coach: Johnny (Red) Floyd**

Sept. 23	Jacksonville State	W 13-0
Sept. 30	Murray State	L 0-34
Oct. 7	at Tennessee Tech	L 0-7
Oct. 15	at Memphis State	L 7-26
Oct. 28	Tenn. Wesleyan	L 6-12
	Tusculum	W 39-0
Nov. 11	at Delta State	L 0-25
Nov. 24	Tennessee Tech	L 0-12

**1939 (1-6-1)**
**Coach: Herc Alley**

Sept. 22	Jacksonville State	T 6-6
Sept. 29	Murray State	L 2-14
Oct. 13	Memphis State	L 6-25
Oct. 20	at Cumberland	L 6-14
Oct. 28	Western Kentucky	L 2-26
Nov. 11	Union (Tenn.)	L 13-0
Nov. 17	Troy State	W 14-7
Nov. 25	at Tennessee Tech	L 3-20

**1940 (4-4-0)**
**Coach: E. W. Midgett**

Sept. 27	Jacksonville State	W 46-7
Oct. 4	Austin Peay	W 35-6
Oct. 12	at Memphis State	L 7-14
Oct. 19	Cumberland	W 13-0
Oct. 26	at Western Kentucky	L 0-13
Nov. 7	at Union (Tenn.)	L 0-20
Nov. 16	Murray State	L 0-18

Nov. 28	Tennessee Tech	W 6-0
---------	----------------	-------

**1941 (4-3-1)**
**Coach: E. W. Midgett**

Oct. 3	Western Kentucky	L 7-15
Oct. 10	Austin Peay	W 28-0
Oct. 17	Gordon	W 26-0
Oct. 31	Memphis State	W 13-12
Nov. 8	at Delta State	W 26-6
Nov. 15	at Murray State	L 6-34
Nov. 20	Union (Tenn.)	T 14-14
Nov. 27	at Tennessee Tech	L 0-6

**1942 (4-2-1)**
**Coach: E. W. Midgett**

Sept. 24	at Memphis State	W 21-13
Oct. 3	Troy State	W 20-0
Oct. 9	Camp Forrest	W 26-7
Oct. 22	Maryville	W 19-13
Oct. 31	at Tampa	L 0-13
Nov. 14	at Murray State	T 14-14
Nov. 25	Tennessee Tech	L 7-25

**1943-45**
**No Football (WW II)**
**1946 (5-3-1)**
**Coach: E. W. Midgett**

Sept. 26	Jacksonville St.	W 21-0
Oct. 3	Milligan	T 0-0
Oct. 11	at Union (Tenn.)	W 14-7
Oct. 17	at Austin Peay	W 42-9
Oct. 24	Cumberland	W 28-0
Nov. 2	at Maryville	L 6-20
Nov. 9	at Centre	L 10-18
Nov. 15	Troy State	W 12-0
Nov. 28	at Tennessee Tech	L 7-21

**1947 (9-1-0)**
**Coach: Charles Murphy**

	at Southeast Missouri	W 12-0
Sept. 15	Memphis State	W 20-0
	at Milligan	W 7-0
	Union (Tenn.)	W 19-6
	at Austin Peay	W 33-0
	at Cumberland	W 41-12
	Maryville	L 6-13
Nov. 15	at Troy State	W 41-17
	East Tennessee	W 26-13
	Tennessee Tech	W 19-0

**1948 (5-5-0)**
**Coach: Charles Murphy**

	Southeast Missouri	W 20-7
	Maryville	W 13-12
	at Union (Tenn.)	W 13-9
	Arkansas State	W 14-7
	Milligan	L 0-7
	at East Tennessee	L 0-2
Nov. 6	at Memphis State	L 0-13
Nov. 11	Murray State	L 12-26
	Cumberland	W 13-0
	at Tennessee Tech	L 7-32

**1949 (8-0-1)**
**Coach: Charles Murphy**

Sept. 22	Millington Navy	W 25-13
Sept. 30	Maryville	W 45-13
Oct. 8	Union (Tenn.)	W 32-18
Oct. 15	at Arkansas State	W 25-12
Oct. 22	at Milligan	W 19-0
Oct. 28	East Tennessee	W 30-0
Nov. 5	at North Alabama	W 54-16
Nov. 12	at Murray State	T 7-7
Nov. 24	Tennessee Tech	W 14-0

**1950 (9-2-0)**
**Coach: Charles Murphy**

Sept. 16	at Millington Navy	W 33-0
Sept. 23	at Vanderbilt	L 0-47
Sept. 30	Milligan	W 48-6
Oct. 7	at Union (Tenn.)	W 45-0
Oct. 13	Austin Peay	W 34-14
Oct. 20	Morehead State	L 7-31
Oct. 28	at East Tennessee	W 21-6
Nov. 4	North Alabama	W 26-6
Nov. 11	Murray State	W 34-14
Nov. 18	at Lamar Tech	W 27-0
Nov. 30	at Tennessee Tech	W 28-7

**1951 (7-2-2)**
**Coach: Charles Murphy**

Sept. 15	Carson-Newman	W 38-0
Sept. 22	at Vanderbilt	L 7-22
Sept. 29	Sewart AFB	W 46-6
Oct. 6	Union (Tenn.)	W 60-6
Oct. 13	at Austin Peay	W 27-6
Oct. 20	at Morehead State	W 33-13
Oct. 26	Emory and Henry	T 20-20
Nov. 3	at North Alabama	W 21-0
Nov. 10	at Murray State	L 7-19
Nov. 15	East Tennessee	W 45-0
Nov. 22	Tennessee Tech	T 14-14

**1952 (6-5-0; 2-2 OVC)**
**Coach: Charles Murphy**

Sept. 14	at Carson-Newman	W 19-7
Sept. 21	at W. Kentucky	L 19-33
Sept. 27	Sewart AFB	W 18-0
Oct. 5	at Chattanooga	L 13-39
Oct. 11	Troy State	W 33-7
Oct. 18	Morehead State	W 27-6
Oct. 25	at Emory and Henry	L 7-27
Nov. 1	North Alabama	L 18-34
Nov. 8	Murray State	L 13-20
Nov. 15	at East Tennessee	W 28-14
Nov. 27	at Tennessee Tech	W 19-7

**1953 (7-4-0; 3-2 OVC)**
**Coach: Charles Murphy**

Sept. 19	Western Kentucky	W 13-0
Sept. 26	at Eastern Kentucky	L 6-15
Oct. 3	Sewart AFB	W 33-0
Oct. 10	at Troy State	W 6-0
Oct. 17	at Morehead State	W 14-0
Oct. 24	Memphis State	W 26-20
Oct. 31	at North Alabama	L 0-14
Nov. 7	at Murray State	W 28-25
Nov. 14	at East Tennessee	W 34-28
Nov. 21	at Vanderbilt	L 13-31
Nov. 26	Tennessee Tech	L 13-46

**1954 (4-4-2; 2-2-1 OVC)**
**Coach: Charles Murphy**

Sept. 18	Sewart AFB	W 52-0
Sept. 24	*Eastern Kentucky	L 0-26
Oct. 2	*at Western Kentucky	L 6-7
Oct. 8	Austin Peay	T 7-7
Oct. 16	*Morehead State	W 20-13
Oct. 23	at Memphis State	L 7-27
Oct. 30	North Alabama	W 27-26
Nov. 6	*Murray State	W 21-13
Nov. 13	at East Tennessee	L 6-30
Nov. 25	*at Tennessee Tech	T 7-7
	*Ohio Valley Conference Games	

**1955 (7-2-1; 4-1 OVC)**
**Coach: Charles Murphy**

Sept. 16	Morris Harvey	W 14-7
Sept. 23	at Eastern Ky.	W 21-14
Oct. 1	Western Ky.	W 25-13
Oct. 8	at Austin Peay	T 14-14

Oct. 15	at Morehead State	.....	W 21-0
Oct. 22	at Vanderbilt	.....	L 0-46
Oct. 29	North Alabama	.....	W 25-21
Nov. 5	at Murray State	.....	W 33-28
Nov. 12	East Tennessee	.....	W 20-7
Nov. 24	Tennessee Tech	.....	L 14-55

**1956 (7-3; 5-0 OVC)**

**OVC Champions**

**Coach: Charles Murphy**

Sept. 15	at Morris Harvey	.....	L 0-6
Sept. 21	Austin Peay	.....	W 38-20
Sept. 29	*at Western Kentucky	.....	W 7-6
Oct. 6	*Eastern Kentucky	.....	W 26-19
Oct. 13	*Morehead State	.....	W 20-12
Oct. 27	at Vanderbilt	.....	L 13-23
Nov. 3	*Murray State	.....	W 39-7
Nov. 10	at East Tennessee	.....	W 20-6
Nov. 22	*at Tennessee Tech	.....	W 26-6

**Refrigerator Bowl**

Dec. 1	Sam Houston State	.....	L 13-27
--------	-------------------	-------	---------

\*Ohio Valley Conference Games

**1957 (10-0; 5-0 OVC)**

**OVC Champions**

**(Ranked No. 1 in final NAIA poll)**

**Coach: Charles Murphy**

Sept. 14	at North Alabama	.....	W 26-0
Sept. 28	Jacksonville State	.....	W 25-0
Oct. 4	*Western Kentucky	.....	W 26-7
Oct. 12	*at Eastern Kentucky	.....	W 35-14
Oct. 19	Chattanooga	.....	W 20-6
Oct. 26	*at Morehead State	.....	W 18-6
Nov. 2	at Austin Peay	.....	W 14-0
Nov. 9	*at Murray State	.....	W 22-0
Nov. 16	East Tennessee	.....	W 33-7
Nov. 28	*Tennessee Tech	.....	W 22-0

\*Ohio Valley Conference Games

**1958 (8-2; 5-1 OVC)**

**OVC Co-Champions**

**Coach: Charles Murphy**

Sept. 20	Austin Peay	.....	W 12-0
Sept. 27	at Jacksonville State	.....	W 18-6
Oct. 4	*Western Kentucky	.....	W 10-7
Oct. 10	*Eastern Kentucky	.....	W 14-0
Oct. 17	at Chattanooga	.....	L 7-18
Oct. 25	*Morehead State	.....	W 34-6
Nov. 1	North Alabama	.....	W 34-6
Nov. 8	*Murray State	.....	W 40-0
Nov. 15	*at East Tennessee	.....	W 27-20
Nov. 27	*at Tennessee Tech	.....	L 0-14

\*Ohio Valley Conference Games

**1959 (10-0-1; 5-0-1 OVC)**

**OVC Co-Champions**

**Coach: Charles Murphy**

Sept. 19	at Austin Peay	.....	W 36-0
Sept. 26	Jacksonville State	.....	W 21-20
Oct. 3	*Western Kentucky	.....	W 37-2
Oct. 10	*at Eastern Kentucky	.....	W 14-6
Oct. 17	Chattanooga	.....	W 28-0
Oct. 24	*at Morehead State	.....	W 27-0
Oct. 31	at North Alabama	.....	W 34-26
Nov. 7	*at Murray State	.....	W 55-0
Nov. 14	*East Tennessee	.....	W 30-6
Nov. 26	*Tennessee Tech	.....	T 21-21

**Tangerine Bowl**

Jan. 1	Presbyterian	.....	W 21-12
--------	--------------	-------	---------

\*Ohio Valley Conference Games

**1960 (5-5; 4-3 OVC)**

**Coach: Charles Murphy**

Sept. 17	Austin Peay	.....	W 6-0
Sept. 24	at Jacksonville State	.....	L 0-19
Oct. 1	*at Western Kentucky	.....	L 13-20

Oct. 7	*Eastern Kentucky	.....	W 14-12
Oct. 14	at Chattanooga	.....	L 6-24
Oct. 22	*Morehead State	.....	W 28-0
Oct. 29	*North Alabama	.....	L 6-7
Nov. 5	*Murray State	.....	W 20-3
Nov. 12	*at East Tennessee	.....	W 14-6
Nov. 24	*at Tennessee Tech	.....	L 8-35

\*Ohio Valley Conference Games

**1961 (7-4; 5-1 OVC)**

**Coach: Charles Murphy**

Sept. 16	at Austin Peay	.....	W 40-7
Sept. 23	*at Morehead State	.....	W 19-14
Sept. 30	*Western Kentucky	.....	W 14-6
Oct. 7	*at Eastern Kentucky	.....	W 22-15
Oct. 14	Pensacola Navy	.....	L 7-12
Oct. 21	Chattanooga	.....	L 12-25
Oct. 28	at North Alabama	.....	W 13-3
Nov. 4	*at Murray State	.....	W 27-18
Nov. 11	*East Tennessee	.....	W 27-0
Nov. 23	*Tennessee Tech	.....	L 6-7

**Tangerine Bowl**

Dec. 29	Lamar Tech	.....	L 14-21
---------	------------	-------	---------

\*Ohio Valley Conference Games

**1962 (6-4; 4-2 OVC)**

**Coach: Charles Murphy**

Sept. 15	Austin Peay	.....	W 28-0
Sept. 22	*Morehead State	.....	W 7-0
Sept. 29	*at Western Kentucky	.....	W 17-0
Oct. 6	*Eastern Kentucky	.....	L 8-28
Oct. 13	at Pensacola Navy	.....	L 0-14
Oct. 20	at Chattanooga	.....	L 13-34
Oct. 27	North Alabama	.....	W 33-2
Nov. 3	*Murray State	.....	W 23-6
Nov. 10	*at East Tennessee	.....	L 12-20
Nov. 22	*at Tennessee Tech	.....	W 20-0

\*Ohio Valley Conference Games

**1963 (8-2; 6-1 OVC)**

**Coach: Charles Murphy**

Sept. 21	at North Alabama	.....	W 41-13
Sept. 28	UT-Martin	.....	W 21-14
Oct. 5	*Western Kentucky	.....	L 6-16
Oct. 12	*at Eastern Kentucky	.....	W 33-28
Oct. 19	Chattanooga	.....	L 0-7
Oct. 26	*at Morehead State	.....	W 27-7
Nov. 2	*at Austin Peay	.....	W 27-0
Nov. 9	*at Murray State	.....	W 14-7
Nov. 16	*East Tennessee	.....	W 23-0
Nov. 28	*Tennessee Tech	.....	W 21-14

\*Ohio Valley Conference Games

**1964 (8-2-1; 6-1 OVC)**

**OVC Champions**

**Coach: Charles Murphy**

Sept. 19	North Alabama	.....	W 21-3
Sept. 26	at UT-Martin	.....	T 0-0
Oct. 3	*at Western Kentucky	.....	W 9-0
Oct. 10	*Eastern Kentucky	.....	W 20-13
Oct. 17	at Chattanooga	.....	L 14-19
Oct. 24	*Morehead State	.....	W 13-0
Oct. 31	*Austin Peay	.....	L 7-9
Nov. 7	*Murray State	.....	W 14-12
Nov. 14	*at East Tennessee	.....	W 14-9
Nov. 26	*at Tennessee Tech	.....	W 24-0

**Grantland Rice Bowl**

Dec. 12	Muskingum (Ohio)	.....	W 20-0
---------	------------------	-------	--------

\*Ohio Valley Conference Games

**1965 (10-0; 7-0 OVC)**

**OVC Champions**

**Coach: Charles Murphy**

Sept. 18	at North Alabama	.....	W 44-14
Sept. 25	UT-Martin	.....	W 24-14
Oct. 2	*Western Kentucky	.....	W 21-0

Oct. 9	*at Eastern Kentucky	.....	W 14-10
Oct. 16	Chattanooga	.....	W 30-7
Oct. 23	*at Morehead State	.....	W 30-28
Oct. 30	*at Austin Peay	.....	W 24-20
Nov. 6	*at Murray State	.....	W 28-24
Nov. 13	*East Tennessee	.....	W 43-19
Nov. 25	*Tennessee Tech	.....	W 28-21

\*Ohio Valley Conference Games

**1966 (7-3; 5-2 OVC)**

**Coach: Charles Murphy**

Sept. 17	Pensacola Navy	.....	W 14-12
Sept. 24	at UT Martin	.....	W 10-3
Oct. 1	*at Western Kentucky	.....	W 33-9
Oct. 8	*Eastern Kentucky	.....	W 22-20
Oct. 15	at Chattanooga	.....	L 0-5
Oct. 22	*Morehead State	.....	W 20-7
Oct. 29	*Austin Peay	.....	L 7-13
Nov. 5	*Murray State	.....	W 33-0
Nov. 12	*at East Tennessee	.....	L 0-12
Nov. 24	*at Tennessee Tech	.....	W 21-14

\*Ohio Valley Conference Games

**1967 (5-5; 4-3 OVC)**

**Coach: Charles Murphy**

Sept. 16	at Pensacola Navy	.....	W 28-7
Sept. 23	*at Morehead State	.....	L 19-21
Sept. 30	Chattanooga	.....	L 13-30
Oct. 7	*Eastern Kentucky	.....	L 7-14
Oct. 14	*Murray State	.....	L 14-35
Oct. 21	*at Austin Peay	.....	W 34-20
Oct. 28	at UT-Martin	.....	L 36-44
Nov. 4	*Western Kentucky	.....	W 16-14
Nov. 11	*at East Tennessee	.....	W 36-26
Nov. 23	*Tennessee Tech	.....	W 33-20

\*Ohio Valley Conference Games

**1968 (2-8; 1-6 OVC)**

**Coach: Charles Murphy**

Sept. 21	Pensacola Navy	.....	L 7-12
Sept. 28	*Morehead State	.....	W 28-18
Oct. 5	at Chattanooga	.....	L 15-28
Oct. 12	*at Eastern Kentucky	.....	L 21-49
Oct. 19	*at Murray State	.....	L 13-35
Oct. 26	*Austin Peay	.....	L 13-46
Nov. 2	UT-Martin	.....	W 24-17
Nov. 9	*at Western Kentucky	.....	L 2-43
Nov. 16	*East Tennessee	.....	L 21-24
Nov. 28	*at Tennessee Tech	.....	L 3-7

\*Ohio Valley Conference Games

**1969 (1-9; 1-6 OVC)**

**Coach: Don Fuoss**

Sept. 20	at Pensacola Navy	.....	L 20-26
Sept. 27	*at Morehead State	.....	L 9-35
Oct. 4	Chattanooga	.....	L 3-7
Oct. 11	*Eastern Kentucky	.....	L 0-14
Oct. 18	*Murray State	.....	W 31-24
Oct. 25	*at Austin Peay	.....	L 17-20
Nov. 1	at Ball State	.....	L 12-14
Nov. 8	*Western Kentucky	.....	L 14-28
Nov. 15	*at East Tennessee	.....	L 21-27
Nov. 27	*at Tennessee Tech	.....	L 7-21

\*Ohio Valley Conference Games

**1970 (6-3-1; 2-3-1 OVC)**

**Coach: Bill Peck**

Sept. 19	UT-Martin	.....	W 28-7
Sept. 26	*Morehead State	.....	W 14-6
Oct. 3	at Chattanooga	.....	W 24-8
Oct. 10	*at Eastern Kentucky	.....	L 10-24
Oct. 17	*at Murray State	.....	L 0-20
Oct. 24	Austin Peay	.....	W 44-0
Oct. 31	Ball State	.....	W 14-7
Nov. 7	*at Western Kentucky	.....	W 17-13
Nov. 14	*East Tennessee	.....	T 3-3

Nov. 26 \*at Tennessee Tech.....L 13-17  
\*Ohio Valley Conference Games

**1971 (7-4; 5-2 OVC)**

**Coach: Bill Peck**

Sept. 11 at North Alabama.....L 14-24  
Sept. 18 at UT-Martin.....L 0-28  
Sept. 25 \*at Morehead State.....W 9-7  
Oct. 2 Chattanooga.....W 23-13  
Oct. 9 \*Eastern Kentucky.....W 31-18  
Oct. 16 \*Murray State.....L 15-24  
Oct. 23 \*at Austin Peay.....W 19-7  
Oct. 30 Ball State.....W 28-7  
Nov. 6 \*Western Kentucky.....W 27-13  
Nov. 13 \*at East Tennessee.....W 27-23  
Nov. 20 \*Tennessee Tech.....L 3-14  
\*Ohio Valley Conference Games

**1972 (7-3-1; 4-2-1 OVC)**

**Coach: Bill Peck**

Sept. 9 North Alabama.....W 31-10  
Sept. 16 UT-Martin.....W 30-3  
Sept. 23 \*Morehead State.....T 35-35  
Sept. 30 at Chattanooga.....W 17-13  
Oct. 7 \*at Eastern Kentucky.....L 0-13  
Oct. 14 \*at Murray State.....W 14-13  
Oct. 21 \*Austin Peay.....W 24-6  
Oct. 28 at Ball State.....L 0-24  
Nov. 4 \*at Western Kentucky.....W 21-17  
Nov. 11 \*East Tennessee.....W 34-24  
Nov. 18 \*at Tennessee Tech.....L 10-24  
\*Ohio Valley Conference Games  
(final season with natural grass)

**1973 (4-7; 3-4 OVC)**

**Coach: Bill Peck**

Sept. 8 Tennessee State (n).....L 0-23  
Sept. 15 at UT-Martin.....W 7-0  
Sept. 22 \*at Morehead State.....L 22-28  
Sept. 29 Western Carolina.....L 7-24  
Oct. 6 \*Eastern Kentucky.....L 28-29  
Oct. 13 \*Murray State.....W 17-14  
Oct. 20 \*at Austin Peay.....W 23-20  
Oct. 27 at Ball State.....L 3-34  
Nov. 3 \*Western Kentucky.....L 8-42  
Nov. 10 \*at East Tennessee.....L 16-40  
Nov. 17 \*Tennessee Tech.....W 17-10  
(n) - At Vanderbilt  
\*Ohio Valley Conference Games

**1974 (3-8; 2-5 OVC)**

**Coach: Bill Peck**

Sept. 7 Tennessee State (n).....W 20-10  
Sept. 14 at Appalachian State.....L 7-18  
Sept. 28 \*Morehead State.....W 23-14  
Oct. 5 Chattanooga.....L 7-24  
Oct. 12 \*at Eastern Kentucky.....L 17-21  
Oct. 19 \*at Murray State.....L 12-14  
Oct. 26 \*Austin Peay.....W 45-16  
Nov. 2 Ball State.....L 14-43  
Nov. 9 \*at Western Kentucky.....L 10-36  
Nov. 16 \*East Tennessee.....L 7-17  
Nov. 23 \*at Tennessee Tech.....L 2-41  
(n) - At Vanderbilt  
\*Ohio Valley Conference Games

**1975 (4-7; 3-4 OVC)**

**Coach: Ben Hurt**

Sept. 6 Tennessee State (n).....L 14-21  
Sept. 13 Carson-Newman.....W 22-21  
Sept. 27 \*at Morehead State.....W 12-10  
Oct. 4 at Chattanooga.....L 10-27  
Oct. 11 \*Eastern Kentucky.....L 24-34  
Oct. 18 \*Murray State.....W 17-5  
Oct. 25 \*at Austin Peay.....L 13-17

Nov. 1 \*at Western Carolina.....W 44-28  
Nov. 8 Western Kentucky.....L 10-24  
Nov. 15 \*at East Tennessee.....L 20-37  
Nov. 22 \*Tennessee Tech.....L 3-30  
(n) - At Vanderbilt  
\*Ohio Valley Conference Games

**1976 (4-7; 2-5 OVC)**

**Coach: Ben Hurt**

Sept. 4 Tennessee State (n).....L 17-26  
Sept. 11 at Carson-Newman.....W 35-20  
Sept. 18 UT-Martin.....L 3-38  
Sept. 25 \*Morehead State.....W 21-0  
Oct. 2 Chattanooga.....W 35-28  
Oct. 9 \*at Eastern Kentucky.....L 14-40  
Oct. 16 \*at Murray State.....L 20-24  
Oct. 30 \*Austin Peay.....L 9-21  
Nov. 6 \*at Western Kentucky.....L 7-38  
Nov. 13 \*East Tennessee.....W 34-13  
Nov. 20 \*at Tennessee Tech.....L 10-33  
(n) - At Vanderbilt  
\*Ohio Valley Conference Games

**1977 (3-8; 3-4 OVC)**

**Coach: Ben Hurt**

Sept. 3 Tennessee State (n).....L 0-27  
Sept. 17 at UT-Martin.....L 0-27  
Sept. 24 \*at Morehead State.....L 21-24  
Oct. 1 at Chattanooga.....L 7-38  
Oct. 8 \*Eastern Kentucky.....W 19-10  
Oct. 15 \*Murray State.....L 9-13  
Oct. 22 at Delaware.....L 7-60  
Oct. 29 \*at Austin Peay.....W 15-6  
Nov. 5 \*Western Kentucky.....W 21-19  
Nov. 12 \*at East Tennessee.....L 17-38  
Nov. 19 \*Tennessee Tech.....L 9-21  
(n) - At Vanderbilt  
\*Ohio Valley Conference Games

**1978 (1-9-1; 1-5 OVC)**

**Coach: Ben Hurt**

Sept. 2 Tennessee State (n).....L 6-13  
Sept. 16 UT-Martin.....L 17-28  
Sept. 23 \*Morehead State.....W 9-6  
Sept. 30 Chattanooga.....T 14-14  
Oct. 7 \*at Eastern Kentucky.....L 12-42  
Oct. 14 \*at Murray State.....L 7-33  
Oct. 21 Delaware.....L 3-53  
Oct. 28 \*Austin Peay.....L 17-28  
Nov. 4 \*at Western Kentucky.....L 0-54  
Nov. 11 East Tennessee.....L 0-34  
Nov. 18 \*at Tennessee Tech.....L 10-35  
(n) - At Vanderbilt  
\*Ohio Valley Conference Games

**1979 (1-9; 1-5 OVC)**

**Coach: Boots Donnelly**

Sept. 8 North Alabama.....L 17-20  
Sept. 15 at UT-Martin.....L 23-31  
Sept. 22 \*at Morehead State.....L 7-28  
Oct. 6 \*Eastern Kentucky.....L 10-52  
Oct. 13 \*Murray State.....L 8-29  
Oct. 20 at Chattanooga.....L 15-59  
Oct. 27 \*at Austin Peay.....L 14-31  
Nov. 3 \*Western Kentucky.....L 12-17  
Nov. 10 at East Tennessee.....L 14-52  
Nov. 17 \*Tennessee Tech.....W 17-14  
\*Ohio Valley Conference Games

**1980 (2-8; 2-5 OVC)**

**Coach: Boots Donnelly**

Sept. 6 at North Alabama.....L 0-36  
Sept. 13 Chattanooga.....L 7-32  
Sept. 27 \*Morehead State.....L 10-17  
Oct. 4 Western Carolina.....L 10-24  
Oct. 11 \*at Eastern Kentucky.....L 0-24

Oct. 18 \*at Murray State.....L 6-38  
Oct. 25 \*Austin Peay.....L 3-7  
Nov. 8 \*at Western Kentucky.....L 15-30  
Nov. 15 \*Akron.....W 13-9  
Nov. 22 \*Tennessee Tech.....W 21-7  
\*Ohio Valley Conference Games

**1981 (6-5; 4-4 OVC)**

**Coach: Boots Donnelly**

Sept. 5 \*at Akron.....W 10-7  
Sept. 12 at Chattanooga.....L 19-42  
Sept. 19 UT-Martin.....W 6-3  
Sept. 26 \*at Morehead State.....W 20-7  
Oct. 3 at Western Carolina.....W 23-10  
Oct. 10 \*Eastern Kentucky.....L 7-23  
Oct. 17 \*Murray State.....W 14-9  
Oct. 24 \*at Austin Peay.....L 9-14  
Oct. 31 \*Youngstown State.....L 10-13  
Nov. 14 \*Western Kentucky.....W 31-17  
Nov. 21 \*Tennessee Tech.....L 9-28  
\*Ohio Valley Conference Games

**1982 (8-3; 5-3 OVC)**

**Coach: Boots Donnelly**

Sept. 4 at Savannah State.....W 12-3  
Sept. 11 Elizabeth City.....W 34-0  
Sept. 18 Liberty Baptist.....W 27-7  
Sept. 25 \*Morehead State.....W 30-0  
Oct. 2 \*Akron (ABC Regional TV).....L 16-19  
Oct. 9 \*at Eastern Kentucky.....L 10-35  
Oct. 16 \*at Murray State.....W 27-9  
Oct. 23 \*Austin Peay.....W 24-7  
Oct. 30 \*at Youngstown State.....L 10-11  
Nov. 6 at Western Kentucky.....W 31-16  
Nov. 20 \*at Tennessee Tech.....W 10-3  
\*Ohio Valley Conference Games

**1983 (8-2; 5-2 OVC)**

**Coach: Boots Donnelly**

Sept. 3 Savannah State.....W 51-0  
Sept. 17 at UT-Martin.....W 39-3  
Sept. 24 \*at Morehead State.....W 56-17  
Oct. 1 \*at Akron.....W 26-3  
Oct. 8 \*Eastern Kentucky.....L 7-14  
Oct. 15 \*Murray State.....W 17-14  
Oct. 22 \*at Austin Peay.....W 31-17  
Oct. 29 \*Youngstown State.....W 35-24  
Nov. 5 Western Kentucky.....W 26-7  
Nov. 19 \*Tennessee Tech.....L 8-12  
\*Ohio Valley Conference Games

**1984 (11-3; 5-2 OVC)**

**Coach: Boots Donnelly**

Sept. 1 Lenoir-Rhyne.....W 31-0  
Sept. 15 at Jacksonville State.....W 27-11  
Sept. 22 \*Morehead State.....W 42-28  
Sept. 29 \*Akron.....W 16-3  
Oct. 6 \*at Eastern Kentucky.....W 22-10  
Oct. 13 \*at Murray State.....W 19-16  
Oct. 20 \*Austin Peay.....L 7-16  
Oct. 27 \*at Youngstown State.....L 13-23  
Nov. 3 at Western Kentucky.....W 45-24  
Nov. 10 Ga. Southern.....W 42-7  
Nov. 17 \*at Tennessee Tech.....W 28-10

**NCAA I-AA Playoffs**

Nov. 24 at Eastern Kentucky.....W 27-10  
Dec. 1 ^at Indiana State.....W 42-41(30T)  
Dec. 8 Louisiana Tech.....L 13-21  
\*OVC Games ^NCAA TV

**1985 (11-1; 7-0 OVC)**

**OVC Champions**

**Coach: Boots Donnelly**

Sept. 7 Lenoir-Rhyne.....W 37-6  
Sept. 14 at Georgia Southern.....W 35-10  
Sept. 21 Jacksonville State.....W 55-21

Sept. 28	*at Morehead State	W 33-14
Oct. 12	*Eastern Kentucky	W 28-14
Oct. 19	*Murray State	W 31-24(2 OT)
Oct. 26	at Austin Peay	W 17-14
Nov. 2	Youngstown State	W 28-21(OT)
Nov. 9	Western Kentucky	W 41-9
Nov. 16	*at Akron	W 17-0
Nov. 23	*Tennessee Tech	W 45-12

**NCAA I-AA Playoffs**

Dec. 7	Georgia Southern	L 21-28
--------	------------------	---------

\*Ohio Valley Conference Games

**1986 (6-5; 3-4 OVC)**

**Coach: Boots Donnelly**

Aug. 30	Miles	W 47-0
Sept. 6	Tennessee State (n)	L 6-7
Sept. 20	Georgia Southern	L 31-34
Sept. 27	*at Eastern Kentucky	L 3-28
Oct. 4	*at Austin Peay	L 0-7(OT)
Oct. 11	*Akron	W 24-12
Oct. 18	at Southwest Missouri	W 42-19
Oct. 25	at Youngstown State	W 49-14
Nov. 8	*Morehead State	W 24-7
Nov. 15	*at Murray State	L 7-21
Nov. 22	*Tennessee Tech	W 21-6

(n) at Nashville

\*Ohio Valley Conference Games

**1987 (6-5; 5-2 OVC)**

**Coach: Boots Donnelly**

Sept. 5	*Tennessee State (n1)	W 55-19
Sept. 19	at Georgia Southern	L 13-17
Sept. 26	at Western Kentucky	L 16-28
Oct. 3	*Austin Peay	W 38-16
Oct. 10	Mississippi Valley (n2)	W 38-7
Oct. 17	*Eastern Kentucky	W 17-16
Oct. 25	Winston-Salem	L 8-11
Oct. 31	*Youngstown State	L 16-17
Nov. 7	*at Morehead State	L 3-7
Nov. 14	*Murray State	W 27-9
Nov. 21	*at Tennessee Tech	W 17-13

(n1) - At Vanderbilt (n2) - At Memphis

\*Ohio Valley Conference Games

**1988 (7-4; 4-2 OVC)**

**Coach: Boots Donnelly**

Sept. 3	*Tennessee State (n1)	W 14-7
Sept. 10	at Northern Illinois	L 10-14
Sept. 17	Western Kentucky	W 13-10
Sept. 24	Georgia Southern	W 26-10
Oct. 1	Alcorn State (n2)	L 19-21
Oct. 8	Mississippi Valley	W 40-3
Oct. 15	*Morehead State	W 49-0
Oct. 22	*at Austin Peay	W 36-0
Nov. 5	*at Eastern Kentucky	L 14-27
Nov. 12	*at Murray State	L 22-23
Nov. 19	*Tennessee Tech	W 51-0

(n1) - At Vanderbilt (n2) - At Jackson, Miss.

\*Ohio Valley Conference Games

**1989 (9-4; 6-0 OVC)**

**OVC Champions**

**Coach: Boots Donnelly**

Sept. 2	Tennessee State (n)	W 36-7
Sept. 9	at East Tennessee	W 41-6
Sept. 16	at Western Kentucky	L 16-31
Sept. 21	^at Georgia Southern	L 0-26
Sept. 30	Chattanooga	W 24-7
Oct. 7	at N.C. State	L 14-35
Oct. 14	*at Morehead State	W 34-3
Oct. 21	*Austin Peay	W 46-7
Nov. 4	Eastern Kentucky	W 24-19
Nov. 11	*Murray State	W 32-15
Nov. 18	*at Tennessee Tech	W 24-3

**NCAA I-AA Playoffs**

Nov. 25	Appalachian State	W 24-21
---------	-------------------	---------

Dec. 2	at Georgia Southern	L 3-45
--------	---------------------	--------

\*Ohio Valley Conference Games  
(n) - At Vanderbilt ^ESPN

**1990 (11-2; 5-1 OVC)**

**Co-OVC Champions**

**Coach: Boots Donnelly**

Sept. 1	*Tennessee State (n)	W 38-6
Sept. 8	Georgia Southern	W 16-13
Sept. 15	East Tennessee	W 48-14
Sept. 22	Western Kentucky	W 20-7
Sept. 29	at Chattanooga	W 24-17
Oct. 6	*at Eastern Kentucky	L 7-10
Oct. 13	UT-Martin	W 65-17
Oct. 20	*at Austin Peay	W 56-7
Oct. 27	*Morehead State	W 37-0
Nov. 10	*at Murray State	W 31-10
Nov. 17	*Tennessee Tech	W 42-0

**NCAA I-AA Playoffs**

Nov. 24	Jackson State	W 28-7
Dec. 1	^at Boise State	L 13-20

\*Ohio Valley Conference Games

(n) - At Vanderbilt ^WSMV TV 4

**1991 (9-4; 6-1 OVC)**

**Coach: Boots Donnelly**

Sept. 7	*Tennessee State (n)+	W 42-6
Sept. 21	*at Eastern Kentucky	L 7-17
Sept. 28	*Murray State	W 35-3
Oct. 5	at Western Kentucky	W 23-21
Oct. 12	*at Austin Peay	W 23-8
Oct. 19	^at Florida State (#1)	L 10-39
Oct. 26	*Southeast Missouri	W 52-0
Oct. 31	*UT-Martin	W 51-14
Nov. 9	at Cincinnati	L 10-30
Nov. 16	*at Morehead State	W 31-3
Nov. 23	*at Tennessee Tech	W 28-10

**NCAA I-AA Playoffs**

Nov. 30	Sam Houston	W 20-19(OT)
Dec. 7	at Eastern Kentucky	L 13-23

\*Ohio Valley Conference Games

+at Vanderbilt Stadium ^WSMV TV 4

**1992 (10-3; 8-0 OVC)**

**OVC Champions**

**Coach: Boots Donnelly**

Sept. 5	*Tennessee State (n)+	W 35-31
Sept. 12	at Nebraska (#11)	L 7-48
Sept. 26	*at Murray State	W 66-6
Oct. 3	at Northern Illinois	W 21-13
Oct. 10	*Austin Peay	W 49-10
Oct. 17	*Eastern Kentucky	W 38-7
Oct. 24	*at Southeast Missouri	W 30-16
Oct. 31	at Georgia Southern	L 10-13
Nov. 7	*at UT-Martin	W 14-0
Nov. 14	*Morehead State	W 70-0
Nov. 21	*Tennessee Tech	W 21-0

**NCAA I-AA Playoffs**

Nov. 28	Appalachian State	W 35-10
Dec. 5	at Marshall	L 21-35

\*Ohio Valley Conference Games

+Vanderbilt Stadium

**1993 (5-6; 4-4 OVC)**

**Coach: Boots Donnelly**

Sept. 4	^at Hawaii	L 14-35
Sept. 18	Campbellsville	W 70-13
Sept. 25	*Murray State	W 45-3
Oct. 2	*Tennessee State +	L 33-34
Oct. 9	*at UT-Martin	L 14-24
Oct. 16	*at Morehead State	W 45-0
Oct. 23	*Southeast Missouri	W 31-10
Oct. 30	at Tulsa	L 17-38
Nov. 6	*Austin Peay	W 44-10
Nov. 13	*at Eastern Kentucky	L 27-33
Nov. 20	*at Tennessee Tech	L 14-35

\*Ohio Valley Conference Games

+at Vanderbilt Stadium ^Sports South TV

**1994 (8-3-1; 7-1 OVC)**

**Coach: Boots Donnelly**

Sept. 3	*at Tennessee State	W 45-10
Sept. 10	at James Madison	L 22-24
Sept. 24	*at Murray State	W 23-21
Oct. 1	*Eastern Kentucky	L 27-28
Oct. 8	*UT-Martin	W 38-7
Oct. 15	*Morehead State	W 63-6
Oct. 22	*at Southeast Missouri	W 38-14
Oct. 29	Jacksonville State	W 45-37
Nov. 5	*at Austin Peay	W 28-3
Nov. 12	Illinois State	T 27-27
Nov. 19	*Tennessee Tech	W 31-3

**NCAA I-AA Playoffs**

Nov. 26	at Marshall	L 14-49
---------	-------------	---------

\*Ohio Valley Conference Games

**1995 (7-4; 6-2 OVC)**

**Coach: Boots Donnelly**

Sept. 2	*Tennessee State	W 11-7
Sept. 9	Georgia Southern (n)	L 26-34
Sept. 16	*at Morehead State	W 42-0
Sept. 23	*Murray State	L 0-34
Sept. 30	UAB	W 28-13
Oct. 7	*at Austin Peay	W 43-0
Oct. 14	*at Eastern Kentucky	L 21-34
Oct. 21	*Southeast Missouri	W 42-0
Nov. 4	*UT Martin	W 45-17
Nov. 11	*at Tennessee Tech	W 31-6
Nov. 18	at Texas A&M	L 14-56

(n) - At Atlanta, Ga.

\*Ohio Valley Conference Games

**1996 (6-5; 4-4 OVC)**

**Coach: Boots Donnelly**

Aug. 31	at Louisiana Tech	L 0-20
Sept. 7	*at Tennessee State	L 14-24
Sept. 14	Chattanooga	W 16-9
Sept. 28	*at Murray State	L 7-34
Oct. 5	at Jacksonville State	W 30-23
Oct. 12	*Austin Peay	W 50-14
Oct. 19	*Eastern Kentucky	L 13-20
Oct. 26	*at SE Missouri	L 13-16 (OT)
Nov. 9	*at UT Martin	W 30-12
Nov. 16	*Eastern Illinois	W 31-24
Nov. 23	*Tennessee Tech	W 16-10

\*Ohio Valley Conference Games

**1997 (4-6; 2-5 OVC)**

**Coach: Boots Donnelly**

Sept. 6	*at Tennessee State	L 16-25
Sept. 13	^at Chattanooga	L 24-33
Sept. 27	*Murray State	L 17-35
Oct. 4	Jacksonville State	W 27-16
Oct. 11	*at UT Martin	W 37-24
Oct. 18	*at Eastern Illinois	L 17-30
Oct. 25	^*Southeast Missouri	W 55-6
Nov. 8	Austin Peay	W 59-10
Nov. 15	*at Eastern Kentucky	L 20-35
Nov. 22	*at Tennessee Tech	L 20-30

\*Ohio Valley Conference Games

^Sports South TV ^WSMV TV 4

**1998 (5-5; 5-2 OVC)**

**Coach: Boots Donnelly**

Sept. 5	*Tennessee State	W 28-27
Sept. 12	at Illinois	L 20-48
Sept. 19	at Jacksonville	L 7-10
Sept. 26	*#12 Eastern Kentucky	L 24-28
Oct. 3	*at Tennessee Tech	W 19-16
Oct. 10	*#13 Murray State	W 35-14
Oct. 24	*#21 Eastern Illinois	L 32-35
Oct. 31	*at Southeast Missouri	W 21-19

Nov. 7 \*at UT-Martin ..... W 47-33  
 Nov. 14 at UAB ..... L 17-26  
 (rankings were I-AA)  
 \*Ohio Valley Conference Games

**1999**  
**(3-8 [Independent])**  
**Home: 3-2; Road: 0-6**  
**Coach: Andy McCollum**

Sept. 4 at Mississippi State ..... L 7-40  
 Sept. 11 at Arizona (#19) ..... L 19-34  
 Sept. 18 Wofford ..... W 52-42  
 Sept. 25 at UL-Lafayette ..... L 31-45  
 Oct. 2 Troy State (HC) (CSSETV) ..... L 31-48  
 Oct. 9 at Arkansas ..... L 6-58  
 Oct. 16 at Louisiana Tech ..... L 18-42  
 Oct. 30 at UL-Monroe ..... L 0-10  
 Nov. 6 UT Martin ..... W 70-14  
 Nov. 13 UCF ..... L 14-39  
 Nov. 20 East Tennessee ..... W 24-7  
 (First season as a I-A member)

**2000**  
**(6-5 [Independent])**  
**Home: 5-0; Road: 1-5**  
**Coach: Andy McCollum**

Sept. 2 at Illinois (#21) ..... L 6-35  
 Sept. 9 ^at Florida (#8) ..... L 0-55  
 Sept. 16 Murray State ..... W 44-28  
 Sept. 23 at Maryland ..... L 27-45  
 Oct. 7 Louisiana Tech ..... W 49-21  
 Oct. 14 UL-Monroe (HC) ..... W 28-0  
 Oct. 21 at UAB% ..... L 9-14  
 Oct. 28 at Mississippi State (#20)\$ ..... L 35-61  
 Nov. 4 at Connecticut ..... W 66-10  
 Nov. 11 South Florida# ..... W 45-9  
 Nov. 18 UL-Lafayette ..... W 41-38 (2ot)  
 ^Sunshine Network TV %WSMV TV 4  
 \$CSSS TV #FSN Florida TV

**2001**  
**(8-3; 5-1/T1st SBC)**  
**Home: 5-0; Road: 3-3**  
**Co-SBC Champions**  
**Coach: Andy McCollum**

Aug. 30 at Vanderbilt ..... W 37-28  
 Sept. 8 ^Troy State ..... W 54-17  
 Sept. 22 \*at UL-Monroe ..... W 38-20  
 Sept. 29 \*at UL-Lafayette ..... W 26-9  
 Oct. 6 \*Idaho ..... W 70-58  
 Oct. 13 \*at North Texas ..... L 21-24  
 Oct. 20 at Ole Miss ..... L 17-45  
 Oct. 27 \*New Mexico State ..... W 39-35  
 Nov. 3 \*Arkansas State ..... W 54-6  
 Nov. 10 #at LSU ..... L 14-30  
 Nov. 17 #Connecticut ..... W 38-14  
 \*Sun Belt Conference games  
 ^CSSS TV #WSMV TV 4

**2002**  
**(4-8; 2-4/T4th SBC)**  
**Home: 3-2; Road: 1-6**  
**Coach: Andy McCollum**

Aug. 31 ^at Alabama ..... L 34-39  
 Sept. 7 %at Tennessee (#4) ..... L 3-26  
 Sept. 21 at Kentucky ..... L 22-44  
 Sept. 28 SE Missouri ..... L 14-24  
 Oct. 5 \*at Arkansas State ..... L 7-13  
 Oct. 12 at Vanderbilt ..... W 21-20  
 Oct. 19 \$\*UL-Lafayette ..... W 48-35  
 Oct. 26 \*\*at Idaho ..... L 18-21  
 Nov. 2 \*at New Mexico State ..... L 21-24  
 Nov. 16 \$\*UL-Monroe ..... W 44-28  
 Nov. 23 \$\*North Texas ..... L 20-30  
 Nov. 30 Utah State ..... W 45-28  
 \*Sun Belt Conference games

^JP Sports TV %Pay-Per-View  
 \$ESPN Regional TV #Fox Sports NW

**2003**  
**(4-8; 4-3/T2nd SBC)**  
**Home: 2-4; Road: 2-4**  
**Coach: Andy McCollum**

Aug. 28 Florida Atlantic ..... L 19-20  
 Sept. 6 #at Georgia (#8) ..... L 10-29  
 Sept. 13 at Clemson ..... L 14-37  
 Sept. 20 at Missouri (#23) ..... L 40-41 (ot)  
 Oct. 4 Temple ..... L 36-44  
 Oct. 11 \*New Mexico State ..... W 35-18  
 Oct. 18 \*at Idaho ..... W 28-21 (ot)  
 Oct. 25 %\*North Texas ..... L 28-33  
 Nov. 1 \*at Utah State ..... L 20-41  
 Nov. 8 ^%Troy State ..... W 27-20  
 Nov. 15 \*UL-Lafayette ..... L 51-57 (4ot)  
 Nov. 20 %\*at Arkansas State ..... W 24-14  
 \*Sun Belt Conference games ^Designated Sun Belt game  
 #Pay-Per-View %ESPN Regional TV

**2004**  
**(5-6; 4-4/5th SBC)**  
**Home: 4-1; Road: 1-5**  
**Coach: Andy McCollum**

Sept. 11 at Akron ..... W 31-24  
 Sept. 18 %Florida Atlantic ..... L 20-27  
 Sept. 25 %\*at UL-Lafayette ..... L 17-24  
 Oct. 2 \*at North Texas ..... L 21-30  
 Oct. 9 \*Arkansas State ..... W 45-17  
 Oct. 16 ^at #22 Florida ..... L 16-52  
 Oct. 23 \*Idaho ..... W 34-14  
 Oct. 30 \*Utah State ..... W 21-0  
 Nov. 6 \*at New Mexico State ..... L 10-44  
 Nov. 13 \*UL-Monroe ..... W 37-24  
 Nov. 20 \*at Troy ..... L 17-37  
 \*Sun Belt Conference Games  
 ^Pay-Per-View %ESPN Regional TV  
**Note:** 10/16 UF game originally scheduled for 9/4 but was moved due to Hurricane Frances.

**2005**  
**(4-7; 3-4/T4th SBC)**  
**Home: 4-1; Road: 1-5**  
**Coach: Andy McCollum**

Sept. 3 at Alabama (#24)^ ..... L 7-26  
 Sept. 10 \*North Texas% ..... L 7-14  
 Sept. 17 Akron ..... L 7-17  
 Oct. 1 at Vanderbilt# ..... W 17-15  
 Oct. 15 \*at Florida Atlantic ..... W 35-14  
 Oct. 22 \*Louisiana-Lafayette ..... L 10-13  
 Nov. 5 \*Arkansas State@ ..... W 45-7  
 Nov. 12 \*Louisiana-Monroe@ ..... L 31-34  
 Nov. 19 at N.C. State ..... L 3-24  
 Nov. 26 \*at Troy+ ..... W 17-7  
 Dec. 3 \*at Florida International ..... L 31-35  
 \*Sun Belt Conference Games  
 ^WB 58 TV %ESPN Regional  
 #UPN 30 TV @MT TV +ESPN

**2006**  
**(7-6; 6-1/T1st SBC)**  
**Home: 3-2; Road: 4-3; Neutral: 0-1**  
**Co-SBC Champions**  
**Coach: Rick Stockstill**

Aug. 31 \*Florida International % ..... W 7-6  
 Sept. 9 at Maryland \$ ..... L 10-24  
 Sept. 14 Tennessee Tech + ..... W 44-0  
 Sept. 23 at Oklahoma (#16) ..... L 0-59  
 Sept. 30 \*at North Texas % ..... W 35-0  
 Oct. 6 Louisville (#8) (Nashville) @ ..... L 17-44  
 Oct. 21 \*at Louisiana-Monroe ..... W 35-21  
 Oct. 28 \*at Louisiana-Lafayette ..... W 34-20

Nov. 4 \*Florida Atlantic \$ ..... W 35-14  
 Nov. 11 \*at Arkansas State ..... W 38-10  
 Nov. 18 at South Carolina ..... L 7-52  
 Nov. 25 \*Troy \$ ..... L 20-21

**Motor City Bowl**  
 Dec. 26 vs Central Michigan ^ ..... L 14-31  
 \*Sun Belt Conference Games  
 ^ESPN %ESPN Regional +ESPN  
 @ESPN2 \$CSSS &PPV

**2007**  
**(5-7; 4-3/T3rd SBC)**  
**Home: 2-3; Road: 3-4; Neutral: 0-0**  
**Coach: Rick Stockstill**

Sept. 1 \*at Florida Atlantic ..... L 14-27  
 Sept. 6 at #8 Louisville (ESPN2) ..... L 42-58  
 Sept. 15 at #2 LSU (PPV) ..... L 0-44  
 Sept. 20 Western Kentucky (ESPN Regional) ..... L 17-20  
 Sept. 29 \*Florida International ..... W 47-6  
 Oct. 6 Virginia (CSS) ..... L 21-23  
 Oct. 13 at Memphis ..... W 21-7  
 Oct. 20 \*Arkansas State ..... W 24-7  
 Oct. 27 \*at North Texas ..... W 48-28  
 Nov. 3 \*at Louisiana-Monroe ..... W 43-40  
 Nov. 10 \*Louisiana-Lafayette ..... L 24-34  
 Nov. 20 \*at Troy (ESPN2) ..... L 7-45  
 \*Sun Belt Conference Games

**2008**  
**(5-7; 3-4/T5th SBC)**  
**Home: 4-1; Road: 1-6; Neutral: 0-0**  
**Coach: Rick Stockstill**

Aug. 28 \*Troy (ESPN Regional) ..... L 17-31  
 Sept. 6 Maryland (CSS) ..... W 24-14  
 Sept. 13 at Kentucky (ESPN GamePlan) ..... L 20-14  
 Sept. 20 \*at Arkansas State ..... L 14-31  
 Sept. 30 \*Florida Atlantic (ESPN2) ..... W 14-13  
 Oct. 11 \*at Florida International ..... L 21-31  
 Oct. 18 at Louisville (ESPN GamePlan) ..... L 23-42  
 Oct. 25 at Mississippi State (ESPNU) ..... L 22-31  
 Nov. 8 \*Louisiana-Monroe ..... W 24-21  
 Nov. 15 at WKU (CSS) ..... W 21-10  
 Nov. 22 \*North Texas ..... W 52-13  
 Dec. 3 \*at Louisiana-Lafayette (ESPN Regional) ..... L 28-42  
 \*Sun Belt Conference Games

**2009**  
**(10-3; 7-1/2nd SBC)**  
**Home: 5-1; Road: 4-2; Neutral: 1-0**  
**New Orleans Bowl Champions**  
**Coach: Rick Stockstill**

Sep. 5 at Clemson (ESPN360.com) ..... L 14-37  
 Sept. 12 Memphis (CSS) ..... W 31-14  
 Sept. 19 at Maryland (ESPN360.com) ..... W 32-31  
 Sept. 26 \*at North Texas ..... W 37-21  
 Oct. 6 \*at Troy (ESPN2) ..... L 7-31  
 Oct. 17 Mississippi State (ESPNU) ..... L 6-27  
 Oct. 24 \*WKU (CSS) ..... W 62-24  
 Oct. 31 \*at Florida Atlantic ..... W 27-20  
 Nov. 7 \*FIU (ESPN GamePlan) ..... W 48-21  
 Nov. 14 \*Louisiana-Lafayette (CSS) ..... W 34-17  
 Nov. 21 \*Arkansas State (ESPN GamePlan) ..... W 38-14  
 Nov. 28 \*at Louisiana-Monroe (CSS) ..... W 38-19  
**New Orleans Bowl**  
 Dec. 20 vs Southern Miss (ESPN) ..... W 42-32  
 \*Sun Belt Conference Games

**2010**  
**(6-7; 5-3/3rd SBC)**  
**Home: 3-3; Road: 3-3; Neutral: 0-1**  
**GoDaddy.com Bowl**  
**Coach: Rick Stockstill**

Sept. 2 Minnesota (ESPNU) ..... L 17-24  
 Sept. 11 Austin Peay ..... W 56-33  
 Sept. 18 at Memphis (tape delay) ..... L 17-24  
 Sept. 25 \*at Louisiana-Lafayette ..... W 34-14



**Alfred B. Miles**  
1913-16; 1919-23  
(35-16-4)  
(.672)




**Johnny "Red" Floyd**  
1917; 1935-38  
(30-8-1)  
(.782)



**Guy Stephenson**  
1924-25  
(4-9-2)  
(.333)



**Frank Faulkinberry**  
1926-32  
(33-26-4)  
(.555)



**E. M. Waller**  
1933-34  
(3-14-1)  
(.194)



**Herc Alley**  
1939  
(1-6-1)  
(.188)



**E. W. Midgett**  
1940-42; 1946  
(17-12-3)  
(.578)




**Charles Murphy**  
1947-68  
(155-63-8)  
(.704)



**Bill Peck**  
1970-74  
(27-25-2)  
(.519)



**Ben Hurt**  
1975-78  
(12-31-1)  
(.273)



**Boots Donnelly**  
1979-98  
(140-87-1)  
(.616)



**Andy McCollum**  
1999-2005  
(34-45-0)  
(.430)



**Rick Stockstill**  
2006-Present  
(35-40-0)  
(.467)

Oct. 5 \*Troy (ESPN2) .....L, 13-42  
Oct. 16 at Georgia Tech (ESPN3.com) .....L, 14-42  
Oct. 23 \*Louisiana-Monroe (ESPN3.com) ..... W, 38-10  
Nov. 2 \*at Arkansas State (ESPN2) .....L, 24-51  
Nov. 13 \*North Texas (ESPN3.com) .....L, 17-23  
Nov. 20 \*at WKU (CSS) ..... W, 27-26  
Nov. 27 \*FAU ..... W, 38-14  
Dec. 4 \*at FIU (ESPN3.com) ..... W, 28-27

**GoDaddy.com Bowl**

Jan. 6 vs Miami (Ohio) (ESPN) .....L, 21-35  
\*Sun Belt Conference Games

**2011**

**(2-10; 1-7/8th SBC)**

**Home: 1-5; Road: 1-5**

**Coach: Rick Stockstill**

Sep. 3 at Purdue (Big Ten Network) .....L, 24-27  
Sep. 10 Georgia Tech (ESPN3.com) .....L, 21-49  
Sep. 24 \*at Troy (CSS) .....L, 35-38  
Oct. 1 Memphis (ESPN3.com) ..... W, 38-31  
Oct. 6 \*WKU (ESPNU) ..... L, 33-36 (2OT)  
Oct. 22 \*at Florida Atlantic (CSS) ..... W, 38-14  
Oct. 29 \*Louisiana (CSS) .....L, 20-45  
Nov. 5 at Tennessee (FS South) .....L, 0-24  
Nov. 12 \*at Louisiana-Monroe .....L, 14-42  
Nov. 19 \*Arkansas State (ESPN3.com) .....L, 19-45  
Nov. 26 \*FIU .....L, 18-31  
Dec. 3 \*at North Texas .....L, 7-59  
\*Sun Belt Conference Games

School	W-L-T	First Met	Last Met
Akron	7-2-0	1980	2005
Alabama	0-2-0	2002	2005
Alcorn State	0-1-0	1988	1988
Appalachian State	1-1-0	1974	1989
Arizona	0-1-0	1999	1999
Arkansas	0-1-0	1999	1999
<b>Arkansas State</b>	<b>9-4-0</b>	<b>1948</b>	<b>2011</b>
Austin Peay	39-12-2	1936	2010
Ball State	2-4-0	1969	1974
Baylor (Chatt.)	1-0-0	1917	1917
Bedford County	1-0-0	1917	1917
Bethel (Ky.)	3-2-0	1920	1936
Bethel (Tenn.)	5-0-0	1923	1931
Boise State	0-1-0	1990	1990
Bowen	1-0-0	1913	1913
Bryson	3-0-0	1922	1927
Campbellsville	1-0-0	1993	1993
Camp Forrest	1-0-0	1942	1942
Carson-Newman	4-0-0	1951	1976
Castle Heights	4-0-0	1914	1917
Central Florida	0-1-0	1999	1999
Central Michigan	0-1-0	2006	2006
Centre	0-1-0	1946	1946
Chattanooga	11-25-1	1916	1997
Chattanooga Central	1-1-0	1915	1916
Cincinnati	0-1-0	1991	1991
Clemson	0-2-0	2003	2009
Connecticut	2-0-0	2000	2001
Cumberland	9-5-2	1914	1948
Delaware	0-2-0	1977	1978
Delta State	2-1-0	1937	1941
Eastern Illinois	1-2-0	1996	1998
E. Kentucky	19-29-0	1953	1998
E. Tennessee	23-12-1	1947	1999
Elizabeth City	1-0-0	1982	1982
Emory and Henry	0-1-1	1951	1952
Evansville	1-0-0	1923	1923
Florida	0-2-0	2000	2004
<b>Florida Atlantic</b>	<b>6-3-0</b>	<b>2003</b>	<b>2011</b>
<b>Florida International</b>	<b>4-3-0</b>	<b>2005</b>	<b>2011</b>
Florida State	0-1-0	1991	1991
Freed-Hardeman	1-0-0	1934	1934
F&C	1-0-0	1913	1913
Georgia	0-1-0	2003	2003
Georgia Southern	4-7-0	1984	1995
<b>Georgia Tech</b>	<b>0-2-0</b>	<b>2010</b>	<b>2011</b>
Gordon	1-0-0	1941	1941
Hawaii	0-1-0	1993	1993
Hume-Fogg	1-0-0	1913	1913
Idaho	3-1-0	2001	2004
Illinois	0-2-0	1998	2000
Illinois State	0-0-1	1994	1994
Indiana State	1-0-0	1984	1984
Jackson State	1-0-0	1990	1990
Jacksonville State	14-2-2	1927	1998
James Madison	0-1-0	1994	1994
Kentucky	0-2-0	2002	2008
Lamar Tech	1-1-0	1950	1961
Lenoir-Rhyne	2-0-0	1984	1985
Liberty Baptist	1-0-0	1982	1982
Lincoln Memorial	2-0-0	1930	1931
UL-Lafayette	6-7-0	1999	2011
<b>UL-Monroe</b>	<b>9-3-0</b>	<b>1999</b>	<b>2011</b>
Louisiana Tech	1-3-0	1984	2000
Louisville	0-3-0	2006	2008
LSU	0-2-0	2001	2007
Marshall	0-2-0	1992	1994
Maryland	2-2-0	2000	2009
Maryville	6-6-0	1920	1949
<b>McNeese State</b>	<b>0-0-0</b>	<b>2012</b>	<b>2012</b>
<b>Memphis</b>	<b>15-8-1</b>	<b>1925</b>	<b>2011</b>
Miami (Fla.)	2-0-0	1931	1932
Miles	1-0-0	1986	1986
Milligan	3-1-1	1946	1950
Millington Navy	2-0-0	1949	1950
Minnesota	0-1-0	2010	2010
Mississippi	0-1-0	2001	2001
<b>Mississippi State</b>	<b>0-4-0</b>	<b>1999</b>	<b>2009</b>
Mississippi Valley	2-0-0	1987	1988
Missouri	0-1-0	2003	2003
M.B.A.	1-0-0	1913	1913
Morehead State	37-8-1	1950	1995

Morgan	1-1-0	1913	1924
Morris Harvey	1-1-0	1955	1956
Murray State	37-29-3	1925	2000
Muskingum	1-0-0	1964	1964
Nebraska	0-1-0	1992	1992
New Mexico State	2-2-0	2001	2004
North Alabama	19-6-0	1927	1980
N. Carolina State	0-2-0	1989	2005
<b>North Texas</b>	<b>4-7-0</b>	<b>2001</b>	<b>2011</b>
Northern Illinois	1-1-0	1988	1992
Oklahoma	0-1-0	2006	2006
Ogden	1-0-0	1926	1926
Pensacola Navy	2-4-0	1961	1969
Piedmont	2-0-0	1929	1930
Presbyterian	1-0-0	1959	1959
Purdue	0-1-0	2011	2011
Sam Houston State	1-1-0	1956	1991
Savannah State	2-0-0	1982	1983
Sewanee	0-3-0	1916	1932
Sewanee "B"	2-0-0	1917	1920
Sewanee Frosh	1-1-0	1922	1929
Sewanee Military	1-0-0	1917	1917
Sewart AFB	4-0-0	1951	1954
S.E. Missouri	9-2-0	1947	2002
<b>South Alabama</b>	<b>0-0-0</b>	<b>2012</b>	<b>2012</b>
South Carolina	0-1-0	2006	2006
South Florida	1-0-0	2000	2000
South Presbyterian	2-0-0	1915	1916
Southern Miss	1-0-0	2009	2009
Southwestern	1-0-0	1922	1922
SW Missouri	1-0-0	1986	1986
Stetson	0-1-0	1925	1925
Tampa	0-1-0	1942	1942
Temple	0-1-0	2003	2003
Tennessee	0-2-0	2002	2011
Tennessee-Martin	20-7-1	1931	1999
Tennessee State	10-9-0	1973	1998
Tennessee Tech	36-32-7	1917	2006
Tenn. Wesleyan	0-2-0	1930	1938
Texas A&M	0-1-0	1995	1995
<b>Troy</b>	<b>11-8-0</b>	<b>1936</b>	<b>2011</b>
Tulsa	0-1-0	1993	1993
Tusculum	1-0-0	1938	1938
UAB (Ala.-B'ham)	1-2-0	1995	2000
Union (Tenn.)	11-3-2	1921	1951
UT Meds	0-1-0	1921	1921
Utah State	2-1-0	2002	2005
Vanderbilt	3-12-0	1915	2005
Vanderbilt "B"	5-1-1	1913	1926
Vanderbilt Frosh	1-1-0	1922	1929
Vanderbilt Meds	2-0-0	1913	1914
Virginia	0-1-0	2007	2007
Western Carolina	2-2-0	1973	1981
<b>Western Kentucky</b>	<b>32-29-1</b>	<b>1914</b>	<b>2011</b>
Winston-Salem	0-1-0	1987	1987
Wofford	1-0-0	1999	1999
Youngstown State	3-4-0	1981	1987

## HOMECOMING GAMES (49-20-2)

Date	Opponent	Result
1937	Tennessee Tech	T 13-13
1938	Tennessee Tech	L 0-12
1939	Union (Tenn.)	L 3-20
1940	Tennessee Tech	W 6-0
1941	Memphis State	W 13-12
1942	Tennessee Tech	L 6-25
1943-45	No Team (WW II)	
1946	Troy State	W 12-0
1947	Tennessee Tech	W 19-0
1948	Murray State	L 12-26
1949	Tennessee Tech	W 14-0
Nov. 11, 1950	Murray State	W 34-14
Nov. 22, 1951	Tennessee Tech	T 14-14
Nov. 9, 1952	Murray State	L 13-20
Nov. 26, 1953	Tennessee Tech	L 13-46
Nov. 7, 1954	Murray State	W 21-13
Nov. 24, 1955	Tennessee Tech	L 14-55
Nov. 3, 1956	Murray State	W 39-7
Oct. 4, 1957	Western Kentucky	W 26-7
Nov. 8, 1958	Murray State	W 40-0
Oct. 3, 1959	Western Kentucky	W 37-2
Nov. 5, 1960	Murray State	W 20-3
Oct. 21, 1961	UT-Chattanooga	L 12-25
Nov. 7, 1962	Murray State	W 23-6
Nov. 16, 1963	East Tennessee	W 23-0
Nov. 7, 1964	Murray State	W 14-12
Nov. 13, 1965	East Tennessee	W 43-19
Nov. 5, 1966	Murray State	W 33-0
Nov. 4, 1967	Western Kentucky	W 16-14
Nov. 2, 1968	UT-Martin	W 24-17
Oct. 18, 1969	Murray State	W 31-24
Oct. 24, 1970	Austin Peay	W 44-0
Oct. 30, 1971	Ball State	W 28-7
Oct. 21, 1972	Austin Peay	W 24-6
Nov. 3, 1973	Western Kentucky	L 8-42
Oct. 26, 1974	Austin Peay	W 45-16
Oct. 18, 1975	Murray State	W 17-5
Oct. 30, 1976	Austin Peay	L 9-21
Oct. 15, 1977	Murray State	L 9-13
Oct. 28, 1978	Austin Peay	L 17-28
Oct. 13, 1979	Murray State	L 8-29
Oct. 25, 1980	Austin Peay	L 3-7
Oct. 31, 1981	Youngstown State	L 10-13
Oct. 22, 1982	Austin Peay	W 24-7
Oct. 15, 1983	Murray State	W 17-14
Oct. 20, 1984	Austin Peay	L 7-16
Oct. 19, 1985	Murray State	W 31-24 (2 OT)
Oct. 11, 1986	Akron	W 24-12
Oct. 31, 1987	Youngstown State	L 16-17
Oct. 15, 1988	Morehead State	W 49-0
Oct. 21, 1989	Austin Peay	W 46-7
Oct. 27, 1990	Morehead State	W 37-0
Oct. 26, 1991	Southeast Missouri	W 52-0
Oct. 10, 1992	Austin Peay	W 49-10
Oct. 23, 1993	Southeast Missouri	W 31-10
Oct. 8, 1994	UT-Martin	W 38-7
Nov. 4, 1995	UT-Martin	W 45-17
Oct. 12, 1996	Austin Peay	W 50-14
Oct. 4, 1997	Jacksonville State	W 27-16
Oct. 10, 1998	Murray State	W 35-14
Oct. 2, 1999	Troy State	L 31-48
Oct. 14, 2000	Louisiana-Monroe	W 28-0
Nov. 3, 2001	Arkansas State	W 54-6
Nov. 16, 2002	Louisiana-Monroe	W 44-28
Oct. 11, 2003	New Mexico St.	W 35-18
Oct. 30, 2004	Utah State	W 21-0
Oct. 22, 2005	Louisiana-Lafayette	L 13-10
Nov. 4, 2006	Florida Atlantic	W 35-14
Nov. 10, 2007	Louisiana-Lafayette	L 24-34
Nov. 8, 2008	Louisiana-Monroe	W 24-21
Oct. 24, 2009	Western Kentucky	W 62-24
Oct. 23, 2010	Louisiana-Monroe	W 38-10
Oct. 1, 2011	Memphis	W 38-31



**McNeese State** (First Meeting)

Year	W/L	Score	Site
2012	TBA		

**Florida Atlantic** (MT leads 6-3)

Year	W/L	Score	Site
2003	L	20-19	H
2004	L	27-20	H
2005	W	35-14	A
2006	W	35-14	H
2007	L	14-27	A
2008	W	14-13	H
2009	W	27-20	A
2010	W	38-14	H
2011	W	38-14	A
At Murfreesboro: 3-2		At Boca Raton: 3-1	

**Memphis** (MT leads 15-8-1)

Year	W/L	Score	Site
1925	W	57-7	H
1926	W	27-0	A
1927	W	47-6	H
1928	T	13-13	A
1931	W	15-0	H
1932	W	6-0	A
1933	L	21-6	H
1934	L	18-0	A
1935	W	35-0	H
1936	W	19-0	A
1937	W	20-6	H
1938	L	26-7	A
1939	L	25-6	H
1940	L	14-7	A
1941	W	13-12	H
1942	W	21-13	A
1947	W	20-0	H
1948	L	13-0	A
1953	W	26-20	H
1954	L	27-7	A
2007	W	21-7	A
2009	W	31-14	H
2010	L	17-24	A
2011	W	38-31	H
At Murfreesboro: 10-2		At Memphis: 5-6-1	

**Georgia Tech** (GT leads 1-0)

Year	W/L	Score	Site
2010	L	14-42	A
2011	L	21-49	H

**Louisiana-Monroe** (MT leads 9-3)

Year	W/L	Score	Site
1999	L	10-0	A
2000	W	28-0	H
2001	W	38-20	A
2002	W	44-28	H
2004	W	37-24	H
2005	L	34-31	H
2006	W	35-21	A
2007	W	43-40	A
2008	W	24-21	H
2009	W	38-19	A
2010	W	38-10	H
2011	L	14-42	A
At Murfreesboro: 5-1		At Monroe: 4-2	

**Florida International** (MT leads 4-3)

Year	W/L	Score	Site
2005	L	35-31	A
2006	W	7-6	H
2007	W	47-6	H
2008	L	21-31	A
2009	W	48-21	H
2010	W	28-27	A
2011	L	18-31	H
At Murfreesboro: 3-1		At Miami: 1-2	

**Mississippi State** (MSU leads 4-0)

Year	W/L	Score	Site
1999	L	7-40	A
2000	L	35-61	A
2008	L	22-31	A
2009	L	6-27	H
At Murfreesboro: 0-1		At Starkville: 0-3	

**North Texas** (UNT leads 7-4)

Year	W/L	Score	Site
2001	L	24-21	A
2002	L	30-20	H
2003	L	33-28	H
2004	L	30-21	A
2005	L	14-7	H
2006	W	35-0	A
2007	W	48-28	A
2008	W	52-13	H
2009	W	37-21	A
2010	L	17-23	H
2011	L	7-59	A
At Murfreesboro: 1-4		At Denton: 3-3	

**Western Kentucky** (MT leads 32-29-1)

Year	W/L	Score	Site
1914	W	47-0	H
1915	W	47-0	A
1921	W	15-7	H
1922	L	31-0	A
1924	L	44-0	H
1925	T	7-7	H
1928	L	19-0	H
1929	L	19-0	A
1930	L	13-7	A
1931	L	12-0	A
1932	L	21-7	H
1933	L	32-0	A
1934	L	14-0	H
1935	W	7-0	H
1936	W	9-0	A
1939	L	26-2	H
1940	L	13-0	A
1941	L	15-7	H
1952	L	33-19	A
1953	W	13-0	H
1954	L	7-6	A
1955	W	25-13	H
1956	W	7-6	A
1957	W	26-7	H
1958	W	10-7	H
1959	W	37-2	H
1960	L	20-13	A
1961	W	14-6	H
1962	W	17-0	A
1963	L	16-6	H
1964	W	9-0	A
1965	W	21-0	H
1966	W	33-9	A
1967	W	16-14	H
1968	L	43-2	A
1969	L	28-14	H
1970	W	17-13	A
1971	W	27-13	H
1972	W	21-17	A
1973	L	42-8	H
1974	L	36-10	A
1975	L	24-10	H
1976	L	38-7	A
1977	W	21-19	H
1978	L	54-0	A
1979	L	17-12	H
1980	L	30-15	A
1981	W	31-17	H
1982	W	31-16	A
1983	W	26-7	H
1984	W	45-24	A
1985	W	41-9	H

1987	L	28-16	A
1988	W	13-10	H
1989	L	31-16	A
1990	W	20-7	H
1991	W	23-21	A
2007	L	17-20	H
2008	W	21-10	A
2009	W	62-24	H
2010	W	27-26	A
2011	L	33-36 (20T)	
At Murfreesboro: 19-13-1		At Bowling Green: 13-16	

**South Alabama** (First Meeting)

Year	W/L	Score	Site
2012	TBA		

**Troy University** (MT leads 11-8-0)

Year	W/L	Score	Site
1936	W	19-0	H
1937	W	13-0	A
1939	W	14-7	H
1942	W	20-0	H
1946	W	12-0	H
1947	W	41-17	A
1952	W	33-7	H
1953	W	6-0	A
1999	L	31-48	H
2001	W	54-17	H
2003	W	27-20	H
2004	L	17-37	A
2005	W	17-7	A
2006	L	20-21	H
2007	L	7-45	A
2008	L	17-31	H
2009	L	7-31	A
2010	L	13-42	H
2011	L	35-38	A
At Middle Tennessee: 7-4		At Troy: 4-4	

**Arkansas State** (MT leads 9-4)

Year	W/L	Score	Site
1948	W	14-7	H
1949	W	25-12	A
2001	W	54-6	H
2002	L	13-7	A
2003	W	24-14	A
2004	W	45-17	H
2005	W	45-7	H
2006	W	38-10	A
2007	W	24-7	H
2008	L	14-31	A
2009	W	38-14	H
2010	L	24-51	A
2011	L	19-45	H
At Murfreesboro: 6-1		At Jonesboro: 3-3	

# 2011 GoDaddy.com Bowl

Mobile, AL (Ladd-Peebles Stadium)  
Miami (Ohio) 35, Middle Tennessee 21



by Adam Sparks, DNJ

**MOBILE, AL** - MTSU stuck to its season-long storyline, losing 35-21 to Miami (Ohio) in the GoDaddy.com Bowl because of some costly turnovers.

MTSU (6-7), which had the nation's worst turnover margin this season, committed four second-half turnovers — including four interceptions tossed by senior quarterback Dwight Dasher.

Miami (10-4), the Mid-American champion, became the first team in Division I history to post double-digit losses one season and double-digit wins the next year.

Typical of his two topsy-turvy season, Dasher showed his best and worst — mostly worst — in front of a crowd of 38,168 at Ladd-Peebles Stadium.

Dasher, the 2009 New Orleans Bowl MVP, had 158 total yards, one TD and no turnovers in the first half. But he tossed four interceptions in a second half in which MTSU was outscored 21-7. It was a season-high number of picks for Miami's defense.

Miami delivered a dagger with an 11-play, 71-yard scoring drive, capped by Austin Boucher's 5-yard TD pass to Nick Harwell with 5:25 remaining.

Dasher then tossed his third interception soon after to seal the outcome.

Miami took a 28-21 lead late in the third quarter on Boucher's 17-yard TD pass to Chris Givens.

Then Dasher tossed an interception to Miami's Evan Harris. After a defensive stand, MTSU's Jarrett Crittenton blocked Miami's 32-yard field goal attempt to keep the RedHawks off the scoreboard.

MTSU wasn't as fortunate after Dasher's first pick.

On MTSU's first possession of the second half, Dasher tossed an ill-advised pass up for grabs into heavy Miami coverage. Dayonne Nunley snagged the easy interception and skipped his way through traffic for a 52-yard return for a touchdown. It put Miami ahead 21-14 early in the third quarter for its first lead of the night.

But MTSU wasted little time tying the score. Caught in a pile-up, running back Phillip Tanner kept his feet, broke free and sprinted 54 yards for a score. It was the longest MTSU run in FBS bowl history.

MTSU squandered a couple of chances to take back the lead early in the third quarter. Kevin Brown intercepted Boucher's pass, but MTSU wideout Malcolm Beyah lost a fumble on the next play.

On MTSU's next possession, it drove to Miami's 42-yard line, but Tanner was stuffed for a 2-yard loss on fourth-and-1.

It was a stark contrast to the first half, when MTSU put up 197 yards and looked efficient on offense.

On their first scoring drive of the night, the Blue Raiders punched the accelerator. Their up-tempo attack marched 89 yards on eight plays in only 2:22.

Dasher connected on passes of 11, 15 and 27 yards, the last one going to Sancho McDonald to Miami's 18-yard line. On the next play, Tanner broke two tackles and galloped into the end zone for the opening score.

Miami answered quickly with a 70-yard pass from Boucher to Armand Robinson to MTSU's 3-yard line, the longest pass play in a bowl in RedHawks' history. Thomas Merriweather scored on a run on the next snap, tying the score 7-7.

Miami's first score took only 2:01 of game clock, but MTSU picked up its speed with a second score in only 1:41. Dasher completed three straight passes and took a quarterback draw for a 49-yard TD run on third-and-5 for a 14-7 lead through one quarter.

Miami countered with Boucher's 40-yard pass to Nick Harwell, which set up Merriweather's second TD run and tied the game 14-14.

Miami had two chances to take a halftime lead, but MTSU got a pair of timely plays from unexpected sources.

Redshirt freshman Dearco Nolan got his first career sack for a 14-yard loss that forced a Miami punt. On their next possession, the RedHawks had an 18-yard TD pass from Boucher to Robinson nullified by an illegal procedure penalty. On the ensuing play, they went to the end zone again, but MTSU cornerback T.L. Edwards picked off the pass at the goal line for his first career interception.

It was Miami's first turnover in four games and Boucher's second thrown interception in seven games this season.

## Scoring Summary

Score by Quarters	1	2	3	4	Score
Middle Tennessee	14	0	7	0	21
Miami	7	7	14	7	35

1st	4:37	MT	Tanner 18 run (Gendreau kick), 8-89, 2:29
	2:29	MU	Merriweather 3 run (Cook kick), 4-82, 2:08
	:40	MT	Dasher 49 run (Gendreau kick), 6-69, 1:49
2nd	13:11	MU	Merriweather 3 run (Cook kick), 5-90, 2:29
3rd	13:22	MU	Nunley 52 INT return (Cook kick)
	12:32	MT	Tanner 54 run (Gendreau kick), 2-57, :40
	:54	MU	Givens 17 pass from Boucher (Cook kick), 5-30, 2:16
4th	5:25	MT	Harwell 5 pass from Boucher (Cook kick), 11-71, 6:47

	MT	Miami
FIRST DOWNS	15	21
RUSHES-YARDS (NET)	32-208	40-118
PASSING YDS (NET)	162	298
Passes Att-Comp-Int	29-18-4	37-23-2
TOTAL OFFENSE PLAYS-YARDS	61-370	77-416
Fumble Returns-Yards	0-0	0-0
Punt Returns-Yards	1-0	3-56
Kickoff Returns-Yards	6-140	3-88
Interception Returns-Yards	2-0	4-112
Punts (Number-Avg)	6-40.2	6-28.8
Fumbles-Lost	1-1	2-0
Penalties-Yards	6-58	6-53
Possession Time	21:15	38:45
Third-Down Conversions	4 of 13	7 of 16
Fourth-Down Conversions	0 of 1	0 of 1
Red-Zone Scores-Chances	1-1	4-6
Sacks By: Number-Yards	1-15	3-26

**RUSHING:** Middle Tennessee-Dasher, Dwight 17-90; Tanner, Phillip 11-87; Kyles, D.D. 3-24; Cunningham, B. 1-7. Miami-Merriweather, T 27-100; Robinson, A. 4-23; Boucher, Austin 6-1; Woods, Tracy 1-0; Team 1-minus 1; Harwell, Nick 1-minus 5.

**PASSING:** Middle Tennessee-Dasher, Dwight 18-29-4-162. Miami-Boucher, Austin 22-35-2-289; Scherpenberg, M 1-1-0-9; Team 0-1-0-0.

**RECEIVING:** Middle Tennessee-Tanner, Phillip 5-34; Andrews, G. 4-36; McDonald, S. 3-43; Beyah, Malcolm 2-24; Blissard, Shane 2-20; Drake, Richard 2-5. Miami-Harwell, Nick 7-86; Robinson, A. 4-81; Givens, Chris 4-60; Paine, DeMarco 3-33; Merriweather, T 2-13; Bruton, K. 1-14; Woods, Tracy 1-7; Semmes, Justin 1-4.

**INTERCEPTIONS:** Middle Tennessee-Brown, Kevin 1-0; Edwards, T.L. 1-0. Miami-Nunley, Dayonne 1-52; Brown, D.J. 1-37; Harris, Evan 1-23; Hinkel, Pat 1-0.

**FUMBLES:** Middle Tennessee-Beyah, Malcolm 1-1. Miami-Boucher, Austin 1-0; Harwell, Nick 1-0.

**Attendance:** 38,168

**Game Time:** 3:31

**Temperature:** 46

## 2009 New Orleans Bowl

New Orleans, LA (Superdome)  
Middle Tennessee 42, Southern Miss 32



by Adam Sparks, DNJ

**NEW ORLEANS, LA** - The Blue Raiders achieved bowl brilliance.

MTSU beat Southern Mississippi 42-32 in the R+L Carriers New Orleans Bowl.

It was only MTSU's second bowl appearance in its Football Bowl Subdivision era, but the Blue Raiders' seventh straight win snapped the Golden Eagles' dominance in the New Orleans Bowl. Southern Miss had won three of the last five New Orleans Bowls.

MTSU finished arguably its best season in school history with a 10-3 record after a momentous victory amid a New Orleans Bowl record crowd of 30,228 at the Louisiana Superdome. Southern Miss fell to 7-6.

"It just feels great to win a huge game," said MTSU junior safety Jeremy Kellem. "We're champions tonight. We might not be the Sun Belt champion, but we're the New Orleans Bowl champion."

MTSU quarterback Dwight Dasher earned MVP honors, breaking the New Orleans Bowl rushing record with 201 yards on 26 carries and two touchdowns. He was also 15-of-25 passing for 162 yards, two TDs and no interceptions.

Freshman Ben Cunningham, a former Goodpasture High standout, had a 1-yard TD in the fourth quarter to cap an 80-yard drive to put the stake through the Golden Eagles' heart.

Then MTSU senior linebacker Carmichael picked off a Southern Miss pass with less than three minutes remaining, and Dasher scored on a 1-yard run for the final margin.

"We were down early, but we fought hard," Carmichael said. "We always fight back. You think this is the biggest win in school history? You're darn right it is."

MTSU fell behind 14-0 in the first quarter, but held Southern Miss to only two field goals in the second and third quarters to take its first lead in an FBS bowl by the third quarter.

After the sluggish start, the Blue Raiders, who had only five active players with bowl experience, eventually settled into the national spotlight.

Dasher put on a courageous performance while suffering three separate leg injuries — all of which were awkward turns of his left ankle and knee without contact from a Southern Miss defender.

The injured Dasher was briefly replaced twice by redshirt freshman Brent Burnette, but the junior starter returned to the game both times.

During Dasher's final absence, Burnette came in and tossed a 22-yard bullet to Wes Caldwell. He then connected with Chris McClover on a wide-receiver screen for a 23-yard TD to put MTSU ahead 28-20 through three quarters.

Dasher had a 35-yard TD run earlier in the third quarter for the second-longest run in New Orleans Bowl history.

MTSU trailed 14-0 less than nine minutes into the game, but came back with a pair

of second-quarter touchdowns.

Dasher returned from his first leg injury suffered late in the first quarter to lead the Blue Raiders on a 12-play, 70-yard scoring drive early in the second. He hit Garrett Andrews on an 11-yard TD toss on third down to cut the Southern Miss lead to 14-7.

On its next possession, MTSU drove to the 14-yard line, but Alan Gendreau's 31-yard field goal was blocked.

But on the next snap, MTSU cornerback Alex Suber made the play of the night.

Southern Miss set up a wide-receiver screen pass, but Suber eluded a blocking wideout and dove in front of the ball for the interception. It was Southern Miss quarterback Martevious Young's first interception thrown in 166 pass attempts and only his second this season.

Suber's pick gave MTSU the ball at Southern Miss' 12-yard line. Dasher connected with former Oakland High standout Shane Blissard for a 12-yard TD on another third-down play to tie the score 14-14.

Southern Miss made a 20-yard field goal on the final play of the first half to lead 17-14 at halftime.

Southern Miss started strong, scoring on its first two possessions.

The Golden Eagles marched 61 yards in nine plays and 4:18 en route to their first touchdown to open the night.

The key play came when DeAndre Brown caught a 19-yard pass and fumbled as he went to the turf. MTSU defensive back Derrick Crumpton recovered it, but Brown was ruled down at the 19-yard line before the ball popped out.

Tory Harrison capped the drive with a 2-yard run for the score. Harrison's run for the two-point conversion failed, and Southern Miss led 6-0. The Golden Eagles went for two throughout the game because of inconsistencies on its PAT kicking team this season.

After MTSU's second straight three-and-out series, Southern Miss' Brown caught a 24-yard TD pass and a two-point conversion to put the Golden Eagles ahead 14-0 with 6:35 remaining in the first quarter.

### Scoring Summary

Score by Quarters	1	2	3	4	F
Southern Miss	14	3	3	13	32
Middle Tennessee	0	14	14	14	42

### 1st Quarter

10:42	USM	Harrison 2 run (run failed)
6:35	USM	Brown 24 pass from Young (Young to Brown)

### 2nd Quarter

13:25	MT	Andrews 11 pass from Dasher (Gendreau kick)
4:41	MT	Blissard 9 pass from Dasher (Gendreau kick)
0:00	USM	Hrapmann 20 FG

### 3rd Quarter

10:12	MT	Dasher 35 run (Gendreau kick)
7:36	USM	Hrapmann 38 FG
0:00	MT	McClover 23 pass from Burnette (Gendreau kick)

### 4th Quarter

6:52	USM	Brown 7 pass from Young (pass failed)
3:14	MT	Cunningham 2 run (Gendreau kick)
1:13	MT	Dasher 1 run (Gendreau kick)
:27	USM	Parham 33 pass from Young (pass failed)

	USM	MT
FIRST DOWNS	20	23
RUSHES-YARDS (NET)	37-123	44-243
PASSING YDS (NET)	271	207
Passes Att-Comp-Int	34-18-2	28-17-0
TOTAL OFFENSE PLAYS-YARDS	71-394	72-450
Fumble Returns-Yards	0-0	0-0
Punt Returns-Yards	3-27	2--2
Kickoff Returns-Yards	7-99	5-78
Interception Returns-Yards	0-0	2-12
Punts (Number-Avg)	5-37.8	4-35.2
Fumbles-Lost	0-0	2-1
Penalties-Yards	10-75	6-63
Possession Time	31:41	28:19
Third-Down Conversions	10 of 18	9 of 15
Fourth-Down Conversions	1 of 1	1 of 1
Red-Zone Scores-Chances	3-3	4-5
Sacks By: Number-Yards	1-10	0-0

**RUSHING:** Southern Miss-Fletcher, D. 17-78; Young, M. 9-24; Harrison, Tory 10-21; Lampley, Tracy 1-0. Middle Tennessee-Dasher, Dwight 26-201; Kyles, D.D. 12-35; Cunningham, B. 5-11; Team 1-minus 4.

**PASSING:** Southern Miss-Young, M. 18-34-2-271. Middle Tennessee-Dasher, Dwight 15-25-0-162; Burnette, Brent 2-3-0-45.

**RECEIVING:** Southern Miss-Baptiste, G. 4-117; Brown, DeAndre 4-65; Fletcher, D. 4-minus 2; Parham, Freddie 3-62; Banks, Leroy 2-13; Lampley, Tracy 1-16. Middle Tennessee-McClover, Chris 4-55; Andrews, G. 4-51; Blissard, Shane 3-10; Gee, Desmond 2-45; McDonald, S. 2-15; Caldwell, Wes 1-22; Honeycutt, P. 1-9.


**INTERCEPTIONS:** Southern Miss-None. Middle Tennessee-Carmichael, D. 1-12; Suber, Alex 1-0.

**FUMBLES:** Southern Miss-None. Middle Tennessee-Dasher, Dwight 1-1; Cunningham, B. 1-0.

Attendance: 30,228  
Total elapsed time: 4:30  
Weather: 71 degrees (Indoors)

## 2006 Motor City Bowl

Detroit, MI (Ford Field)  
Central Michigan 31, Middle Tennessee 14



by Adam Sparks, DNJ

**DETROIT, Mich.** - MTSU's season-long spell wore off at Ford Field.

The Blue Raiders' first Division I-A bowl trip was spoiled in a 31-14 loss to Central Michigan in the 10th Annual Motor City Bowl.

A Motor City Bowl record crowd of 54,113 saw MTSU (7-6) stage a late rally, but it couldn't compensate for the early wounds inflicted by the fast-paced CMU (10-4) offense.

"I thought (a comeback) was realistic with five minutes left, and I thought it was realistic with three minutes left," first-year MTSU coach Rick Stockstill said. "They fought to the end, and that's all a coach can ask of his players. There's not a player in that locker room that thought we didn't have a chance."

MTSU recovered from an early 14-point deficit and a CMU offensive burst, but a second wave kept the Blue Raiders at bay.

The Chippewas used only 13 offensive snaps to score two quick touchdowns and three more plays to jump ahead 21-7 in the second quarter. Leading the charge was CMU quarterback Dan LeFevour, the Motor City Bowl most valuable player, who had 218 of his 231 total yards in the first half.

After CMU's starting surge, MTSU struggled to keep pace, as CMU won its first I-A bowl game in the program's third attempt.

Meanwhile, MTSU played its first overall I-A bowl in Stockstill's debut season.

"Our players walk out of here with their heads held high," Stockstill said. "What Middle Tennessee did (Tuesday), you can't put a price tag on. It will help short-term, and it will help this program long-term."

"For what these guys did this season, I will forever be indebted."

MTSU never caught up with CMU, and it took a large leap backward early in the third quarter when Clint Marks was picked off by CMU linebacker Doug Kress, who returned the interception 56 yards for a touchdown.

"Your defense scores in the second half — that really helped," CMU interim coach Jeff Quinn said. "Anytime your kids can step up in that role, you know you're going to have the outcome which we felt and did."

MTSU junior running back DeMarco McNair's 6-yard touchdown cut the Chippewas' advantage to 28-14, but the rest of the Blue Raiders' fourth-quarter possessions finished short of paydirt.

MTSU outgained CMU 320 yards to 311, but the Blue Raiders were stifled by 103 penalty

yards.

Marks finished 25-of-37 for 251 yards and two interceptions. MTSU true freshman Desmond Gee had a career-high nine receptions for 63 yards and a key 39-yard punt return.

However, CMU made its mark early on. Each positive for MTSU was met two-fold by the Mid-American Conference champion Chippewas.

MTSU senior running back Eugene Gross scored on a 3-yard run in the second quarter to cut the CMU lead to 14-7. However, MTSU's ensuing inside kick failed, and CMU answered with a four-play, 51-yard drive capped by LeFevour's 9-yard touchdown run to stretch the Chippewas' lead to 21-7 at half-time.

Any other MTSU scoring threats were countered by a costly penalty, turnover, or loss of possession on downs.

CMU was methodic on its opening possession, driving 69 yards on nine plays to paydirt.

Running back Ontario Sneed scored on a 1-yard dive over right guard, but the Chippewas' march was highlighted by two key third-down conversions.

On third-and-seven, LeFevour tossed a 26-yard pass to

Score by Quarters	1	2	3	4	F
Middle Tennessee	0	7	0	7	14
Central Michigan	14	7	7	3	31

**1st Quarter**

11:06 CM Sneed 1 run (Albreski kick)  
5:53 CM Sneed 29 pass from LeFevour (Albreski kick)

**2nd Quarter**

10:57 MT Gross 3 run (Smith kick)  
10:18 CM LeFevour 9 run (Albreski kick)

**3rd Quarter**

9:27 CM Kress 56 INT return (Albreski kick)

**4th Quarter**

11:32 MT McNair 6 run (Smith kick)  
3:22 CM Albreski 43 FG

	MT	CMU
FIRST DOWNS	19	22
RUSHES-YARDS (NET)	30-61	32-149
PASSING YDS (NET)	259	162
Passes Att-Comp-Int	41-27-2	26-16-0
TOTAL OFFENSE PLAYS-YARDS	71-320	58-311
Fumble Returns-Yards	0-0	0-0
Punt Returns-Yards	1-39	1-3
Kickoff Returns-Yards	4-61	3-46
Interception Returns-Yards	0-0	2-56
Punts (Number-Avg)	5-40.0	4-47.0
Fumbles-Lost	0-0	0-0
Penalties-Yards	10-103	4-55
Possession Time	36:41	23:19
Third-Down Conversions	6 of 15	5 of 12
Fourth-Down Conversions	0 of 1	0 of 0
Red-Zone Scores-Chances	2-2	2-3
Sacks By: Number-Yards	2-11	3-21

**RUSHING:** Middle Tennessee-Gross, Eugene 12-37; McNair, DeMarco 11-23; Gee, Desmond 1-13; Craddock, Joe 1-2; Marks, Clint 5-minus 14. Central Michigan-LeFevour, Dan 15-69; Sneed, Ontario 11-48; Archer, Marcel 4-26; Anderson, Bryan 1-11; LINSON, Damien 1-minus 5.

**PASSING:** Middle Tennessee-Marks, Clint 25-37-2-251; Craddock, Joe 2-4-0-8. Central Michigan-LeFevour, Dan 16-26-0-162.

**RECEIVING:** Middle Tennessee-Gee, Desmond 9-63; Grigsby, J. 5-86; Gross, Eugene 3-24; Williams, Bobby 3-21; Ingram, Pierre 2-15; McNair, DeMarco 2-13; Henry, Taron 1-16; Corder, Clinton 1-13; Cannon, M. 1-8. Central Michigan-Anderson, Bryan 6-51; Sneed, Ontario 6-48; Gardner, Justin 2-30; Cetoute, Obed 1-20; Linson, Damien 1-13.

**INTERCEPTIONS:** Middle Tennessee-None. Central Michigan-Kress, Doug 1-56; Hissong, Calvin 1-0.

Attendance: 54,113  
Weather: Dome

Total elapsed time: 3:45  
Temperature: 72



Justin Gardner, who slipped behind the MTSU secondary. Then following an MTSU tackle for loss by Jonathan Harris, LeFevour scrambled for 12 yards to the 1-yard line. The Chippewas went ahead 7-0 on the next snap.

MTSU was equally impressive on its first drive, but back-to-back sacks by defensive ends Mike Ogle and Daniel Bazuin stalled the Blue Raiders' progress.


Marks connected on all four passes for 60 yards during the first drive. His 17-yard pass to Jonathan Grigsby on third-and-23 set up a 39-yard field

goal attempt, but Colby Smith hooked the kick wide left.

It only took CMU 51 seconds to go ahead 14-0, as Sneed pulled down a 29-yard swing pass for a touchdown. It capped a four-play, 78-yard scoring drive to the 5:53 mark of the first quarter.

### 1956 Refrigerator Bowl

Sam Houston 27, MT 13  
(December 1, 1956)



#### Evansville, IN -

The Blue Raiders carried an OVC championship and a 7-2 record into the first bowl game in the school's history, but the occasion was ruined by a powerful Sam Houston team. Led by Little All-American fullback Terry Sweeney, the Blue Raiders amassed 290

yards of total offense but mistakes killed their hopes for a win. The Blue Raiders lost a total of four fumbles while Sam Houston had just one miscue in the hard-fought contest.

FINAL SCORE	1	2	3	4	F
Sam Houston State	7	3	14	3	27
Middle Tennessee	0	7	6	0	13

#### 1st Quarter

SHS 34-yard touchdown pass

#### 2nd Quarter

SHS 20-yard field goal  
MT Tillman Harris 18 run

#### 3rd Quarter

SHS 3-yard touchdown run  
MT Terry Sweeney touchdown run  
SHS 90-yard kickoff return

#### 4th Quarter

SHS Field goal

	MT	SHS
FIRST DOWNS	13	10
RUSHING YARDS	151	67
PASSING YARDS	139	134
Passes Att-Comp-Int	25-10-3	13-6-0
TOTAL OFFENSE	290	201
Punts (Number-Avg)	3-42.3	7-36.9
Fumbles-Lost	4-4	2-1
Penalty Yards	39	61

### 1960 Tangerine Bowl

MT 21, Presbyterian 12  
(January 1, 1960)



**Orlando, FL -** Before the bewildering eyes of 12,500 (largest crowd ever at the time), and against a well-balanced Presbyterian team, the Blue Raiders galloped far and wide for a 21-12 win in the 14th annual Tangerine Bowl classic. Called by some as the best played bowl game on the New Year's schedule, the Blue Raiders almost made a rout of it in the first half, but some fancy maneuvering by the Blue Hose kept them in the game.

Bucky Pitts scored two touchdowns, one on a beautiful punt return, to pace the Blue Raiders to their first bowl win in school history. Pitts, the little speedster from Fayetteville, had 59 yards in nine rushes to lead a Blue Raider infantry attack that ground out 240 yards. MT built a 14-6 halftime lead then had to stave off a tremendous rally led by Presbyterian quarterback Bob Waters, later of the San Francisco 49ers.

FINAL SCORE	1	2	3	4	F
Middle Tennessee	7	7	0	7	21
Presbyterian	0	6	6	0	12

#### 1st Quarter

MT Bucky Pitts 53 punt return

#### 2nd Quarter

MT Ray Purvis 5 run  
P Bobby Pate 11 pass from Bob Waters

#### 3rd Quarter

P Bobby Pate 43 pass from Bob Waters

#### 4th Quarter

MT Bucky Pitts 20 run

	MT	P
FIRST DOWNS	10	15
RUSHING YARDS	240	129
PASSING YARDS	0	197
TOTAL OFFENSE	240	326
Punts (Number-Avg)	1-34.4	8-30.0
Fumbles-Lost	0	1
Penalty Yards	47	40



### 1961 Tangerine Bowl

Lamar Tech 21, MT 14  
(December 29, 1961)

**Orlando, FL -** Making their second Tangerine Bowl appearance in three seasons, the Blue Raiders fell to another bunch of tough Texans. It was an even battle for nearly the entire game then a freak play decided the issue. A Lamar field goal attempt fell short of the mark but was inadvertently touched by a Blue Raider and a Tech player fell on it in the end zone for a touchdown.

	MT	LT
FIRST DOWNS	13	13
RUSHES-YARDS (NET)	35-121	41-193
PASSING YDS (NET)	94	88
Passes Att-Comp-Int	14-6-2	17-8-0
TOTAL OFFENSE PLAYS-YARDS	49-215	58-281
Punt Returns-Yards	1-0	0-0
Kickoff Returns-Yards	2-37	3-44
Interception Returns-Yards	0-0	2-5
Punts (Number-Avg)	3-37.0	5-40.2
Fumbles-Lost	5-3	1-0
Penalties-Yards	5-73	12-115

Attendance: 6,000  
Weather: 30 degrees

### 1964 Grantland Rice Bowl

MT 20, Muskingum 0  
(December 12, 1964)

NCAA Mideast College Division Championship

**Murfreesboro, TN -** A rugged defense paced the OVC champion Blue Raiders to a 20-0 win in the first Grantland Rice Bowl ever played. The site was MT's own Horace Jones Field. The Blue Raider defense held Muskingum to only 72 yards in total offense and scored a touchdown on a 99-yard fumble return by end Ray Neal with only 44 seconds left in the game. It also marked the final collegiate game as a player for longtime Blue Raider coach Boots Donnelly. Middle Tennessee opened the scoring in the first quarter when David Petty scored on a 1-yard run to make it 7-0. The teams both went scoreless in the second

and third quarters before the Blue Raiders broke it open in the fourth. Teddy Morris ran five yards for a touchdown to make it 14-0 before Neal put up the final points with his intercepted fumble return. Morris finished 10 for 18 in the passing department for 142 yards, while Bob Hlodan paced the ground attack with 110 yards on 19 carries. Hlodan went on to be named the game's Most Valuable Player.

FINAL SCORE	1	2	3	4	F
Muskingum	0	0	0	0	0
Middle Tennessee	7	0	0	13	20

#### 1st Quarter

MT David Petty 1 run (Duane Brown kick)

#### 4th Quarter

MT Teddy Morris 5 run (Duane Brown kick)  
MT Ray Neal 99 Intercepted Fumble (Billy Walker run failed)

	MT	M
FIRST DOWNS	15	5
RUSHES-YARDS (NET)	48-144	40-373
PASSING YDS (NET)	142	35
Passes Att-Comp-Int	15-10-1	11-3-1
TOTAL OFFENSE PLAYS-YARDS	67-286	51-72
Punt Returns-Yards	5-10	5-23
Kickoff Returns-Yards	1-14	4-53
Interception Returns-Yards	1-9	1-3
Punts (Number-Avg)	7-31.0	10-42.1
Fumbles-Lost	3-2	2-2
Penalties-Yards	11-105	8-52

#### MT STATISTICAL LEADERS

Rushing	ATT	YDS	TD
Bob Hlodan	19	110	0
David Petty	15	27	1
Passing	A-C-I	YDS	TD
Teddy Morris	18-10-1	142	0
Receiving	REC	YDS	TD
Jimbo Pearson	3	55	0
Jerry Smith	3	40	0
Tackles	UA	A	TOT
William Randolph	7	10	17
Ron Martin	4	7	11
Keith Atchley	7	2	9
George Claxton	5	4	9



■ Chris McCoy is one of three All-Americans under Rick Stockstill.

### ■ FIRST TEAM

- 1950 **Max Arnold**, FB (Associated Press Little All-American)
- 1950 **Charles Lyons**, G (Associated Press Little All-American)
- 1950 **Maxie Runion**, HB (Associated Press Little All-American)
- 1956 **Terry Sweeney**, FB (Associated Press Little All-American, Williamson Mid-Bracket, NAIA All-American)
- 1957 **Ralph Massey**, T (Williamson Mid-Bracket)
- 1957 **G.E. McCormack**, E (NAIA All-American)
- 1962 **Jackie Pope**, RB (Associated Press Little All-American)
- 1963 **George Dykes**, E (Associated Press Little All-American, Williamson Mid-Bracket)
- 1964 **Jimbo Pearson**, HB (Associated Press Little All-American)
- 1965 **Keith Atchley**, G (Associated Press Little All-American)
- 1983 **Roger Carroll**, OG (Kodak AFCA)
- 1984 **Kelly Potter**, PK (Kodak AFCA)
- 1985 **Don Griffin**, FS (Kodak AFCA)
- 1988 **Don Thomas**, LB (Associated Press)
- 1989 **Jimmy McCamey**, CB (Sports Network)
- 1990 **Joe Campbell**, RB (Associated Press, Kodak AFCA, Walter Camp, Sports Network)
- 1991 **Joe Campbell**, RB (Kodak AFCA)
- 1991 **Steve McAdoo**, OT (Associated Press, Kodak AFCA)
- 1992 **Steve McAdoo**, OT (Associated Press, Kodak AFCA)
- 1993 **Pat Hicks**, OG (Kodak AFCA)
- 1995 **Nathaniel Claybrooks**, LB (Associated Press, Kodak AFCA)

### ■ SECOND TEAM

- 1957 **Jerry Hurst**, E (Associated Press)
- 1976 **Mike Moore**, RB (Associated Press)
- 1982 **Dennis Mix**, LB (Associated Press)
- 1988 **Tommy Barnes**, FS (Associated Press)
- 1991 **Steve McAdoo**, OT (Sports Network)
- 1995 **Anthony McCord**, DT (Associated Press)

2006 **Damon Nickson**, KR (SportsIllustrated.com, Scout.com)

### ■ THIRD TEAM


- 1988 **Kenny Tippins**, DE (Associated Press)
- 1989 **Jimmy McCamey**, CB (Associated Press)
- 1990 **Steve McAdoo**, OT (Associated Press)
- 1992 **Mike Caldwell**, DE (Associated Press)
- 1992 **Steve Dark**, TE (Associated Press)
- 1993 **Pat Hicks**, OG (Associated Press)
- 1994 **Pat Hicks**, OG (Associated Press)
- 1998 **Cedric Stegall**, DB (Associated Press)

### ■ HONORABLE MENTION

- 1940 **Charlie Greer** (Little All-American)
- 1957 **Buck Rolman**, HB (Little All-American)
- 1964 **Keith Atchley**, OG (Little All-American)
- 1981 **Dennis Mix**, LB (Little All-American)
- 2009 **Chris McCoy**, DE (SportsIllustrated.com)

### ■ FRESHMAN

- 2000 **Brandon Westbrook**, OT (CollegeFootballNews.com)
- 2007 **Dwight Dasher**, QB (HM Freshman All-American by TSN)




■ Nathaniel Claybrooks is the last Blue Raider to earn First Team All-American honors (1995).

## RETIRED NUMBER

Teddy Morris was something special from the moment he came to Middle Tennessee as a young freshman in the fall of 1962.

By the time he graduated, his stellar play had helped bring the Blue Raiders 32 wins (against only eight losses and a tie), a record which yielded three Ohio Valley Conference championships.



### 14 TEDDY MORRIS

Quarterback  
1962-65

#### Morris' Career Stats

Year	Att	Comp	Int	Yds	TD	Pct
1962	82	47	6	726	6	.573
1963	138	87	7	1325	12	.630
1964	156	84	9	999	7	.538
1965	211	108	12	1749	16	.512
<b>Total</b>	<b>587</b>	<b>326</b>	<b>34</b>	<b>4799</b>	<b>41</b>	<b>.555</b>

When his playing days were complete, Morris held a number of Middle Tennessee career records: touchdown passes (41), yards per completion (14.7), and points scored by passing (252). Morris still ranks sixth in passing yards with 4,799 while also standing seventh in pass completions with 326.

He was the OVC's Offensive Player of the Year in 1965 after leading the Blue Raiders to an unblemished 10-0 season. In 1970, he was named the OVC Offensive Player of the Decade by the *Nashville Banner*.

No player has worn number 14 since Morris finished his career in 1965. No player will ever wear that number again. It's a significant tribute to one of the finest athletes in Middle Tennessee football history.

Morris, who was later an assistant coach for Middle Tennessee from 1970 to 1973, joined Horace Jones and Charles Murphy as the first three to be inducted into the Blue Raider Hall of Fame in 1976.

## PLAYERS OF THE YEAR

### SUN BELT CONFERENCE

- 2001 **Wes Counts**, QB (overall)  
 2001 **Dwone Hicks**, RB (offensive)  
 2005 **Jeff Littlejohn**, DT (defensive)  
 2009 **Chris McCoy**, DE (co-defensive)  
 2010 **Jamari Lattimore**, DE (defensive)

### OHIO VALLEY CONFERENCE

- 1965 **Teddy Morris**, QB (offense)  
 1965 **Keith Atchley**, DT (defense)  
 1975 **Mike Moore**, RB (offense)  
 1982 **Dennis Mix**, LB (defense)  
 1984 **Vince Hall**, RB (offense)  
 1984 **Randy Carr**, LB (defense)  
 1985 **Marvin Collier**, QB (offense)  
 1985 **Don Griffin**, FS (defense)  
 1988 **Don Thomas**, LB (defense)  
 1989 **Anthony Coleman**, LB (defense)  
 1990 **Joe Campbell**, RB (offense)  
 1990 **Marty Carter**, FS (defense)  
 1992 **Mike Caldwell**, DE (defense)  
 1993 **Kippy Bayless**, RB (offense)  
 1994 **Kippy Bayless**, RB (offense)

## FIRST TEAM

### SUN BELT CONFERENCE

- 2001 Jykine Bradley, DB; Scotty Brown, LB; Wes Counts, QB; Dwone Hicks, RB; Kendall Newson, WR, Tanaka Scott, DE; Brandon Westbrook, OT  
 2002 Robert Billings, P; ReShard Lee, RB; Brandon Westbrook, OL  
 2003 Brandon Westbrook, OL; Kerry Wright, WR  
 2004 Kerry Wright, WR  
 2005 Jeff Littlejohn, DT; Cleannord Saintil, WR  
 2006 Desmond Gee, All-Purpose; Tavares Jones, DE; Damon Nickson, DB; Damon Nickson, Returner; J.K. Sabb, LB; Colby Smith, P; Erik Walden, DE  
 2007 Franklin Dunbar, OT; Desmond Gee, All-Purpose; Tavares Jones, DE, Erik Walden, DE  
 2009 Alan Gendreau, PK; Jeremy Kelleem, S; Chris McCoy, DE; Alex Suber, CB; Mark Thompson, C; Marcus Udell, CB  
 2010 Alan Gendreau, PK; Rod Issac, CB; Jeremy Kelleem, S; Jamari Lattimore, DE  
 2011 Colin Boss, OL

### OHIO VALLEY CONFERENCE

- 1952 Bobby Young, RB, Howard Alsup, DT, Garnett Rather, DB  
 1953 Howard Alsup, T, Bobby Young, RB  
 1954 Joe Collier, G, Garner Ezell, HB  
 1955 Bill Hix, T, Terry Sweeney, FB, Travis Akin, HB  
 1956 Jerry Hurst, E, Gerry DeLucca, T, Harold Greer, G, Don Plonk, C, Terry Sweeney, FB  
 1957 Jerry Hurst, E, G. E. McCormack, E, Ralph Massey, T, Lester Rizor, G, Bobby Hallum, QB, Buck Rolman, HB  
 1958 Don Franklin, T, Bobby Hallum, QB, Bucky Pitts, HB  
 1959 Brady Luckett, E, Ralph Adams, T, Ray Purvis, HB, Bucky Pitts, HB, Gene Windham, FB  
 1960 Joe Windham, G, Larry Puryear, FB  
 1961 George Dykes, E, Terry Bailey, QB

- 1962 George Dykes, E  
 1963 George Dykes, E  
 1964 Jack Armstrong, OT, Keith Atchley, DG, Jimbo Pearson, DB  
 1965 Tom Fiveash, OT, Teddy Morris, QB, Jerry Smith, RB, George Claxton, E, Keith Atchley, DG, Larry Dotson, LB  
 1966 Bob Hlodan, RB, George Claxton, E, Frank Victory, DT, Larry Dotson, LB, Steve Edging, DB  
 1967 Billy Walker, QB, George Claxton, E, Mike Matheny, DB  
 1968 Ron Taylor, P  
 1969 Andy Thompson, OT, David Duvall, LB  
 1970 Charlie Holt, OT, Ed Miller, DB  
 1971 Jim Inglis, OG, Ray Oldham, DB, Mike Shawen, P  
 1972 Bob Orsillo, OT, Charlie Holt, OG, Ray Oldham, DB  
 1973 Nate Porter, DB  
 1974 Mike Shawen, P  
 1975 Mike Moore, RB, John Csir, DE  
 1976 Mike Moore, RB  
 1977 Darrell Williams, C, Mike Moore, RB, Reggie Bell, DT, Mo Bell, LB, Randy Saunders, P  
 1978 Stan Wright, LB  
 1981 Kelly Potter, PK, Dennis Mix, DE, Emanuel Toles, DT, James Griffin, DB  
 1982 Dennis Mix, DE, Emanuel Toles, DT, James Griffin, DB, Rob Ridings, LB  
 1983 Vince Hall, RB, Mickey Corwin, QB, Roger Carroll, OG, Marshan Jolley, SE, Kelly Potter, PK, Steve Puryear, DB, Don Griffin, DB, Jeff Spencer, DT, William Thomas, DE  
 1984 Rick Brito, C, Randy Carr, LB, Mike Clark, TE, Mickey Corwin, QB, Phil Cowan, OG, Robert Frazier, DE, Don Griffin, DB, Vince Hall, RB, Kelly Potter, PK, Gary Womack, DG  
 1985 Gerald Anderson, RB, Cecil Andrews, OG, Tony Burse, FB, Marvin Collier, QB, Roosevelt Colvard, LB, Mike Clark, TE, Don Griffin, DB, David Kercell, OT  
 1986 Cecil Andrews, OG, Dejuan Buford, DB, Tony Burse, FB, Roosevelt Colvard, LB, Dwight Stone, RB  
 1987 Darrien Thomas, DB, Kenny Tippins, DE  
 1988 Tommy Barnes, DB, Chuck Daniel, P, Jack Pittman, DT, Don Thomas, LB, Kenny Tippins, DE  
 1989 Joe Campbell, RB, Anthony Coleman, LB, Chuck Daniel, P, Melvin James, TE, Wade Johnson, FB, Jimmy McCamey, DB, Greg Pollard, DE  
 1990 Joe Campbell, RB, Marty Carter, DB, Anthony Coleman, LB, Matt Crews, PK, Phil Ironside, QB, Wade Johnson, FB, Steve McAdoo, OT, Jimmy McCamey, DB, Vince Parks, WR, Greg Pollard, DE  
 1991 Scott Boykin, LB, Chris Burns, DL, Joe Campbell, RB, Steve Dark, TE, Steve McAdoo, OT, Vince Parks, WR, Garth Petrilli, K, Jamie Redmond, DB  
 1992 Mike Caldwell, DE, Walt Crowder, FB, Steve Dark, TE, Kelly Holcomb, QB, Randy Houston, DG, Steve McAdoo, OT, Eric McBroom, DB, Garth Petrilli, PK, Jamie Redmond, DB  
 1993 Kippy Bayless, TB, Pat Hicks, OT, Garth Petrilli, PK  
 1994 Kippy Bayless, TB, Nathaniel Claybrooks, LB, Pat Hicks, OT, Kelly Holcomb, QB, Eric McBroom, DB, Garth Petrilli, PK, Cory Simpson, SE  
 1995 Nathaniel Claybrooks, LB, Anthony Hicks, DE, Anthony McCord, DE, Dee Mostiller, SE, Burt Talley, OT  
 1996 Anthony Hicks, DE, Byran DeGraffenreid, DT, Dee Mostiller, SE/KR  
 1997 Gary Davis, TE  
 1998 Cedric Stegall, DB, Matt Norwood, C, Sulecio Sanford, KR

## SECOND TEAM

### SUN BELT CONFERENCE

- 2001 P Robert Billings, C Glen Elarbee, RB ReShard Lee, FS Michel Woods  
 2002 WR Tyrone Calico, C Glen Elarbee, RB Dwone Hicks, PK Brian Kelly  
 2003 PK Brian Kelly, DE Demetrios Walker, S Michael Woods  
 2004 PK Colby Smith, OL Quinton Staton  
 2005 OL Germayle Franklin, RB Eugene Gross, OL Willie Hall, P Colby Smith, DL Quinton Staton, LB J.K. Sabb  
 2006 OL Franklin Dunbar, OL Germayle Franklin, RB Eugene Gross, QB Clint Marks, LB Justin Rainey  
 2007 DB Bradley Robinson  
 2008 DT Trevor Jenkins, S Jeremy Kelleem  
 2009 LB Danny Carmichael, QB Dwight Dasher, OT Mark Fisher, DE Jamari Lattimore, LB Cam Robinson  
 2010 P Josh Davis, OT Mark Fisher, RB Phillip Tanner  
 2011 OL Brandon McLeroy

## ALL-INDEPENDENT

### COLLEGEFOOTBALLNEWS.COM

- 1999 Keegan Ray, P (1st Team)  
 2000 Barry Hall, OT (1st Team), Dwone Hicks, RB (1st Team), Kendall Newson, WR (1st Team)

## NATIONAL PLAYER OF THE WEEK

### BRONCO NAGURSKI

- 2006 **Damon Nickson**, FS (defense) (October 30)

### WALTER CAMP

- 2006 **Damon Nickson**, FS (defense) (October 30)  
 2008 **Phillip Tanner**, RB (offense) (November 23)

## PLAYERS OF THE WEEK

### SUN BELT CONFERENCE - OFFENSE

- 9/3/01 Dwone Hicks, RB  
 9/24/01 Wes Counts, QB  
 10/1/01 ReShard Lee, RB  
 10/8/01 Wes Counts, QB  
 10/29/01 Kendall Newson, WR  
 10/21/02 Andrico Hines, QB  
 9/22/03 Andrico Hines, QB  
 10/20/03 Andrico Hines, QB  
 11/10/03 Andrico Hines, QB  
 10/11/04 Clint Marks, QB  
 10/17/05 Eugene Gross, RB  
 11/7/05 Clint Marks, QB  
 10/30/06 Clint Marks, QB  
 11/6/06 Eugene Gross, RB  
 11/5/07 Joe Craddock, QB  
 9/8/08 Joe Craddock, QB  
 9/15/08 Joe Craddock, QB  
 11/24/08 Phillip Tanner, RB  
 9/14/09 Dwight Dasher, QB  
 11/9/09 Dwight Dasher, QB  
 11/16/09 Dwight Dasher, QB

### SUN BELT CONFERENCE - DEFENSE

- 9/3/01 Jykine Bradley, DB  
 9/24/01 Scotty Brown, LB  
 10/1/01 Scotty Brown, LB  
 11/19/01 Scotty Brown, LB  
 9/22/03 Brandon Lynch, S  
 10/13/03 Michael Woods, DB  
 11/26/03 Will Martin, FS

10/3/05	Jonathan Bonner, LB
10/2/06	J.K. Sabb, LB
10/30/06	Damon Nickson, FS
11/6/06	Justin Rainey, LB
11/13/06	Bradley Robinson, DB
10/29/07	Erik Walden, DE
11/5/07	Alex Suber, DB
9/8/08	Alex Suber, DB
10/6/08	Jeremy Kellem, S
11/10/08	Danny Carmichael, LB
9/21/09	Chris McCoy, DE
9/28/09	Kevin Brown, S
11/30/09	Alex Suber, CB
9/27/10	Jamari Lattimore, DE
11/22/10	Rod Issac, CB
11/29/10	Darin Davis, LB
12/6/10	Jamari Lattimore, DE
9/5/11	Eric Russell, S
10/24/11	Eric Russell, S

#### SUN BELT CONFERENCE - SPECIAL TEAMS

9/24/01	Robert Billings, P
10/1/01	Robert Billings, P
9/2/02	ReShard Lee, KR
11/4/02	Robert Billings, P
11/10/03	Robert Billings, P
10/3/05	Colby Smith, P
10/24/05	Cleannord Saintil, KR
9/4/06	Colby Smith, P
10/9/06	Damon Nickson, KR
10/30/06	Colby Smith, P
11/6/06	Damon Nickson, KR
11/13/06	Colby Smith, P
10/29/07	David DeFatta, P
11/5/07	Bradley Robinson, KR
11/12/07	David DeFatta, P
9/8/08	David DeFatta, P
11/17/08	David DeFatta, P
11/24/08	Phillip Tanner, KR
9/21/09	Alan Gendreau, PK
11/2/09	Sherman Neal, CB
11/9/09	Jeremy Kellem, S
9/20/10	Josh Davis, P
9/27/10	Alan Gendreau, PK

#### ■ HALF CENTURY TEAM

##### OHIO VALLEY CONFERENCE

WR Dee Mostiller (1993-96), OL Steve McAdoo (1989-92), PK Kelly Potter (1981-84), PK Garth Petrilli (1991-94), DB Ray Oldham (1969-72), DB Don Griffin (1982-85), DB Marty Carter (1988-90)

#### ■ BOWL MVP

2009 Dwight Dasher (New Orleans Bowl)

#### ■ PLAYERS OF THE GAME

ABC Brad Zeitner (1982)

#### ■ SBC 10TH ANNIVERSARY TEAM

OT Brandon Westbrook; DT Jeff Littlejohn

#### ■ SBC 30-YEAR ANNIVERSARY

QB Wes Counts, DB Don Griffin, RB Dwone Hicks

#### ■ ALL-STAR GAMES

##### EAST-WEST SHRINE GAME

1992	Walter Dunson, RB
2003	Dwone Hicks, RB (did not play due to injury)

##### HULA BOWL

1993	Jamie Redmond, DB
2002	Kendall Newson, WR, Jykine Bradley, DB

##### BLUE-GRAY GAME

1992	Mike Caldwell, LB
1994	Kelly Holcomb, QB (MVP)

##### ALL-STAR GRIDIRON CLASSIC

1998	Sulecio Sanford, WR
2000	Jermaine Francis, DB

##### LAS VEGAS ALL-AMERICAN CLASSIC

2005	Pedro Holiday, WR
2006	Jeff Littlejohn, DT

##### MAGNOLIA GRIDIRON CLASSIC

2005	Keon Raymond, DB, Cleannord Saintil, WR
------	---

##### TEXAS VS THE NATION ALL-STAR GAME

2008	Damon Nickson, DB/KR
------	----------------------

##### BATTLE OF FLORIDA ALL-STAR GAME

2012	Colin Boss, OL; Alan Gendreau, PK; Sancho McDonald, WR
------	--

#### ■ ACADEMICS

##### ACADEMIC ALL-AMERICANS

1987	Todd Jackson, DL	1991	Bryan Faulkner, LB
1990	Bryan Faulkner, LB	2010	Jeremy Kellem, S

##### ACADEMIC ALL-DISTRICT IV

2002	Kevin Pascoe, OL (Verizon)
2007	Phillip Tanner, RB (ESPN/CoSIDA)
2008	Phillip Tanner, RB (ESPN/CoSIDA)
2009	Phillip Tanner, RB (ESPN/CoSIDA)
2010	Phillip Tanner, RB (ESPN/CoSIDA)
	Jeremy Kellem, S (ESPN/CoSIDA)
2011	Logan Kilgore, QB (ESPN/CoSIDA)

##### SUN BELT CONFERENCE TEAM ACADEMIC AWARD

2006-07, 2007-08

##### NATIONAL FOOTBALL FOUNDATION AND COLLEGE

##### FOOTBALL HALL OF FAME SCHOLAR-ATHLETE

2004	Joey Montalbano, LB
2005	Thomas Johnson, DL
2006	Devarick Scandrett, DE
2007	Clinton Corder, TE
2008	Phillip Tanner, RB
2009	Mark Fisher, OT
2010	Mark Fisher, OT
2011	Alan Gendreau, PK

##### SUN BELT CONFERENCE COMMISSIONER'S LIST (3.5 GPA)

2003	Kevin Davis, Chris Gatlin, John Madrick, Joey Montalbano, Brandon Parker, Kevin Pascoe, J.P. Shelly
2004	Robert Billings, Bill Brasch, Joey Montalbano, Kyle Turnbow
2005	Jerrin Holt, Hashem Joyner, Gerald Mushi, Devarick Scandrett
2006	Walt Bell, Jonathan Callahan, Chris DeGeorge, Thomas Osteen, Rapheal Ousley, Brandon Roberts, Devarick Scandrett, Kyle Turnbow, Paul Wheeler
2007	Walt Bell, Paul Cantrell, Clinton Corder,

2008	Germayle Franklin, Lucas Paschall, Brandon Roberts, Phillip Tanner Clinton Corder, David DeFatta, Gene Delle Donne, Jonathan Grigsby, Patrick Jackson, Adam Wade
2009	Jeremy Kellem, Jamal Lewis, Jeremy Michel, Jonathan Ports, Alex Stuart, Phillip Tanner
2010	Jeremiah Black, David DeFatta, Gene Delle Donne, Jeremy Kellem, Jamal Lewis, Jeremy Michel, Phillip Tanner, Spencer Wise, Adam Wood
2011	Drayton Calhoun, Jarrett Crittenton, Chris Hawkins, Rod Issac, Jeremy Kellem, Zach Martin, Jeremy Michel, Phillip Tanner, Nathaniel Toulson, Max Ugboaja, Adam Wood

##### SUN BELT CONFERENCE HONOR ROLL (3.0 - 3.49 GPA)

2002	Robert Billings, Glen Elarbee, Lucas Frost, Andrico Hines, Ben Howze, Brian Kelly, John Madrick, Chris Matussek, Jamison Palmer, Sean Saylor, Zack Swanson, Paul Wheeler
2003	Robert Billings, John Crawford, Lucas Frost, Ben Howze, DeLorean Jordan, Brian Kelly, Matt Little, Reggie Polk, Jonathan Proby, Blake Rolan
2004	Neil Beckham, Clinton Corder, Josh Dutton, Chris Gatlin, Pedro Holiday, Ben Howze, Gerald Mushi, Darren Mustin, Kevin Searcy, Dana Stewart, Sam Sutton
2005	Devarick Scandrett
2006	Michael Cannon, Leon Cesar, Clinton Corder, Josh Dutton, Germayle Franklin, Josh Harris, Patrick Honeycutt, Trevor Jenkins, Brodey Mann, Bradley Nix, Brandon Nix, Jonathan Parks, Luke Paschall, David Price, Christopher Sapp, Ronald Steed, Vejin Tahir, Michael Varick
2007	Danny Carmichael, Joe Craddock, Josh Dutton, Chris Hawkins, Patrick Jackson, Trevor Jenkins, Tavares Jones, Brandon Nix, Bobby Williams
2008	Kevin Brown, Joe Craddock, Chance Dunleavy, Mark Fisher, Rod Issac, Jeremy Kellem, Jamal Lewis, Jacob Longoria, Byron McLeod, Brandon Nix, Jeremy Perry, Salin Simpson, Dana Stewart, Phillip Tanner, Erik Walden
2009	Colin Boss, Brent Burnette, Michael Cannon, Jerry Cobb, Nick Coleman, Joe Craddock, Barry Cunningham, David DeFatta, Gene Delle Donne, Alan Gendreau, Anthony Glover, Wes Hofacker, Rod Issac, Sayquan Jordan, Travis Lilienthal, Chris McClover, Sancho McDonald, Sherman Neal, Daniel Ryder, Nathaniel Toulson, Norman Washington
2010	Jared Bamber, Colin Boss, Jamar Brown, Danny Carmichael, Nic Coleman, Antwan Davis, Marquise Dixon, Mark Fisher, Jesse Grisham, Chris Hawkins, Rod Issac, Tavarres Jefferson, Logan Kilgore, Kennedy McGruder, William Pratcher, Jamal Ramsey, Stephen Roberts, Alex Suber, Nathaniel Toulson, Adam Wade, Tyler Watson
2011	Garrett Andrews, Andrew Banks, Jeremiah Black, Jordan Brasher, Jerry Cobb, Eric Davis, TL Edwards, Mark Fisher, John Gentry, Antonio Hill, Logan Kilgore, Byron McLeod, Justin Rose, Tony Rowland, Matt Sprouse, Spencer Wise



■ Erik Walden, 2011 Super Bowl Champion



■ Thomas Johnson



■ Kelly Holcomb

■ NFL

Player	Pos.	Team(s)	Years
Tony Burse	FB	Seattle Miami	1987-88 1988
Mike Caldwell	LB	Cleveland/ Baltimore Arizona Philadelphia	1993-96 1997 1998-2001
Tyrone Calico	WR	Tennessee	2003-05
Joe Campbell	RB	Houston Hamilton (CFL) Nashville (AFL)	1992-93 1994-95 1997-98
Marty Carter	DB	Tampa Bay Chicago Atlanta Detroit	1991-94 1995-98 1999-2001 2001
Bill Cherry	C	Green Bay	1986-88
Gerry DeLucca		Philadelphia Boston Buffalo New England	1959 1960-61 1962 1963-64
Walter Dunson	WR	San Diego	1993-94
Franklin Dunbar	OL	Philadelphia	2008
Kolas Elion	WR	Seattle New York Jets	1981 1982
Don Griffin	DB	San Francisco Cleveland Philadelphia	1986-93 1994-95 1996-97
James Griffin	DB	Cincinnati Detroit	1983-85 1986-89
Barry Hall	OL	Tennessee Houston	2001-02 *2002
Dwone Hicks	RB	Tennessee Chicago	2003 2003

Kelly Holcomb	QB	Indianapolis Cleveland Buffalo Philadelphia Minnesota	1997-2000 2001-04 2005-06 2007 2007
Pedro Holiday	WR	Washington	*2005
Patrick Honeycutt	WR	Denver	*2010
<b>Rod Issac</b>	DB	Jacksonville	2011
Trevor Jenkins	DT	Philadelphia	2009
Thomas Johnson	DL	Dallas Houston New York Jets Atlanta	2005 2006 2008 2009-10
<b>Jamari Lattimore</b>	LB	Green Bay	2011-
ReShard Lee	RB	Dallas Green Bay Oakland	2003-04 2005 2006-07
David Little	TE	Kansas City Philadelphia	1984 1985-90
Brandon Lynch	S	Tennessee Indianapolis	*2003 2004-06
Chris McCoy	LB	Miami Houston Pittsburgh	*2010 2010 2011
Kendall Newson	WR	Jacksonville Miami	2002 2003-05
Ray Oldham	DB	Baltimore Pittsburgh New York Giants Detroit	1973-77 1978 1979 1980-82
Jonathan Quinn	QB	Jacksonville Kansas City Chicago	1998-2001 2002-03 2003-04
Jamie Redmond	DB	Denver	1994

Sulecio Sanford	WR	Chicago Miami	1999-2001 2002
Devarick Scandrett	DE	Green Bay	2007
Dwight Stone	WR	Pittsburgh Carolina NY Jets	1987-94 1995-98 1999-2000
<b>Phillip Tanner</b>	RB	Dallas	2011
Kenny Tippins	LB	Dallas Atlanta	1989 1990-96
Marcus Udell	CB	Seattle	*2010
<b>Erik Walden</b>	DE	Dallas Kansas City Miami Green Bay	2008 2008 2008-09 2010
Demetrios Walker	DE	Kansas City	*2003
Brandon Westbrook	OL	New York Jets	*2003
Kerry Wright	WR	Indianapolis	*2005

\*Released during preseason camp

■ CFL

Player	Pos.	Team(s)	Years
<b>Jykine Bradley</b>	DB	Hamilton	2005-
Brandon Lynch	DB	Saskatchewan	2007-09
Steve McAdoo	OT	Shreveport	1994-95
Vincent Parks	SE	Ottawa	1994-95
<b>Keon Raymond</b>	DB	Calgary	2008-
Bradley Robinson	DB	Edmonton	2008-09
Sulecio Sanford	WR	Calgary Hamilton	2004 2006
<b>Alex Suber</b>	DB	Winnipeg	2010-
Demetrios Walker	DL	Hamilton	2005-06

■ **NFL DRAFT SELECTIONS**

2011			
Player	Pos.	RD	Pick
Rod Issac (Jacksonville)	CB	5	147

2010			
Player	Pos.	RD	Pick
Chris McCoy (Miami)	LB	7	212

2008			
Player	Pos.	RD	Pick
Erik Walden (Dallas)	DE	6	167

2003			
Player	Pos.	RD	Pick
Tyrone Calico (Tennessee)	WR	2	60

2002			
Player	Pos.	RD	Pick
Kendall Newson (Jacksonville)	WR	7	222

1999			
Player	Pos.	RD	Pick
Sulecio Sanford (Chicago)	WR	7	221

1998			
Player	Pos.	RD	Pick
Jonathan Quinn (Jacksonville)	QB	3	86

1997			
Player	Pos.	RD	Pick
Anthony Hicks (Green Bay)	LB	5	160

1993			
Player	Pos.	RD	Pick
Mike Caldwell (Cleveland)	LB	3	83
Walter Dunson (San Diego)	WR	5	134

1992			
Player	Pos.	RD	Pick
Chris Burns (Cincinnati)	DT	6	142
Joe Campbell (LA Rams)	RB	6	144

1991			
Player	Pos.	RD	Pick
Marty Carter (Tampa Bay)	DB	8	207

1987			
Player	Pos.	RD	Pick
Tony Burse (Seattle)	RB	12	324

1986			
Player	Pos.	RD	Pick
Don Griffin (San Francisco)	DB	6	162

1983			
Player	Pos.	RD	Pick
James Griffin (Cincinnati)	DB	7	193

1978			
Player	Pos.	RD	Pick
Mike Moore (Miami)	RB	12	331

1976			
Player	Pos.	RD	Pick
Bobby Joe Easter (Buffalo)	RB	8	226
Tony Williams (Buffalo)	WR	14	392

1975			
Player	Pos.	RD	Pick
Dwaine Copeland (Miami)	RB	17	439

1973			
Player	Pos.	RD	Pick
Ray Oldham (Baltimore)	DB	8	189
Ray Bonner (Detroit)	CB	10	252

1968			
Player	Pos.	RD	Pick
Bob Langford (Denver)	T	10	252

1958			
Player	Pos.	RD	Pick
Joe Bruce (Detroit)	T	26	313
Bobby Halum (Chicago)	B	30	352

1957			
Player	Pos.	RD	Pick
Gerry DeLuca (Chicago)	T	7	84
Jerry Hurst (San Francisco)	E	10	116

1956			
Player	Pos.	RD	Pick
Billy Hix (Philadelphia)	T	16	185
Terry Sweeney (Baltimore)	B	30	354


1954			
Player	Pos.	RD	Pick
Howard Alsop (San Francisco)	T	21	251



■ Jamari Lattimore



■ Phillip Tanner



■ Rod Issac

## A

Ernest Adams, '49, '51-52  
Shorty Adams, '49  
Lonnie Adams, '77  
Ralph Adams, '57-59  
Dave Adamson, '39-41  
Michael Agee, '95  
Jerome Agnew, '98  
Travis Akin, '53-56  
Vince Akridge, '92, '94-95  
Gabe Alaniz, '99  
Guy Albanese, '78-79  
Crawford Alexander, '55  
Louis Alford, '62-63  
Robert Alford, '84-87  
**Craig Allen, 2010-11**  
Dan Allen, '82-83  
Jerry Allen, '62  
Shawn Allen, '03  
Joel Alsobrook, '91-92  
Howard Alsup, '50-53  
Wardell Alsup, '00-03  
Doug Althouse, '85-86  
**Anthony Amos, 2011**  
Gerald Anderson, '84-87  
**Isaiah Anderson, 2011**  
John Anderson, '28  
Lavon Anderson, '74  
Sonny Anderson, '72-75  
Zeke Anderson, 2010-11  
Cecil Andrews, '83-86  
Garrett Andrews, '09-10  
Jack Armstrong, '61-64  
Max Arnold, '49-50  
Randy Arnold, '00-03  
Kayro Arnwine, '73  
Bennie Arp, '66  
Archie Arrington, '70, '72-74  
Ralph Askins, '26-29  
Jeff Ast, '82-83  
Frank Atchley, '47-50  
Keith Atchley, '62-65  
Claude Austin, '27  
Charles Ayers, '47

## B

James Babb, '50  
Preston Bailey, 2010-11  
Terry Bailey, '59-61  
Psalms Bailey, '92-93  
Wayne Bailey, '56-59  
Elmer Bain, '46-47  
Kevin Baker, '82-85  
Lee Baker, '04  
Scott Baker, '93-95  
Danny Baldwin, '69  
Allen Ball, '82-83  
J. Ballard, '49-50, '52-53  
Jared Bamber, 2010-11  
Andrew Banks, 2009-10-11  
Ken Bankston, '75-76  
Gary Barnes, '95-96  
Kurt Barnes, '84  
Tommy Barnes, '86-88

Paul Barnett, '65-67  
Jonathan Barry, '99, 01-02  
Robert Baskin, '38  
Miles Baskins, '34-36  
Robert Bass, '35-36  
**Shubert Bastien, 2011**  
Karl Bates, '96  
David Battle, '39  
Jean Battle, '34-35  
Kippy Bayless, '91-94  
Henry Bean, '79-82  
Theron Bean, '92-95  
Hartwell Beasley, '34  
Tommy Beaver, '74-75  
Cade Becher, '05-06  
Dick Beck, '47-50  
John Beene, '66-69  
Tommy Beene, '68-70  
Gary Bell, '70-72  
Morris Bell, '76-77  
Ray Bell, '57-59  
Reggie Bell, '76, '78-79  
Walt Bell, '03-05-06  
Barry Benham, '89, '91  
Malcolm Beyah, 2008-09-10-11  
Hunter Birtsch, '04-05-06  
John Blankenship, '69-72  
Blankenship, '46  
Robert Billings, '00-03  
W. Blackman, '42, '46-48  
Alan Blackwell, '78  
Roger Blackwood, '54-55  
Chris Blair, '94-96  
David Blair, '62  
Thomas Blair, '38  
Kareem Bland, '99-02  
Shane Blissard, 2009-10-11  
Tony Blossom, '79  
**Roderic Blunt, 2011**  
William J. Boaz, '46  
Maxie Boles, '62-63  
Jonathan Bonner, '02-05  
Tommy Bomar, '51  
Ray Bonner, '69-72  
Richard Bortner, '05-06  
Colin Boss, 2008-09-10-11  
John Boss, '29  
William Bostick, '41  
Joe Bowers, '76-77  
Tommy Bowers, '72  
Joe Boyd, '80-81  
Melvin Boyd, '72-75  
Andre Boykin, '92-93  
Scott Boykin, '89-91  
Jykine Bradley, '99-01  
Tony Bradley, '84, '87-88  
Joe Brakebill, '66  
Percy Bramblett, '30  
Henry Brandon, '41, '46  
Marcus Brandon, '05-06  
Tom Brandon, '33  
Marquise Branton, 2009-11  
Bill Brasch, '01-03  
James Bratten, '57  
Derwin Brewer, '88-90  
Rick Brito, '82-84

Jerry Broadbent, '64  
Gary Brooks, '80, '83  
James A. Brooks, '41-42  
Bill Brown, '48  
Bob Brown, '48-49  
Bob Brown, '56  
Danny Brown, '81-83  
Duane Brown, '61-64  
Earl Brown, '79-82  
E. N. Brown, '58-59  
George Brown, '49-54  
Isaiah Brown, '97-00  
Jamar Brown, 2010  
Joe Brown, '26  
Kevin Brown, '07-08-09-10  
Raleigh Brown, '42, '46  
Scotty Brown, '98-01  
Shavaskey Brown, '02-03  
Bo Browne, '97-00  
Joe Bruce, '56-58  
Chris Bryant, '72-73  
Barry Bryant, '35-37  
Billy Bryant, '39-40  
Bruce Bryant, '78  
Quenton Bryant, '76  
Sammy Bryant, '80-81  
Guy Buchanan, '47-50  
Brett Bucher, '00-01  
Danny Buck, '68-71  
Tony Buck, '74-77  
Andre Buford, '80-81  
Dejuan Buford, '84-86/'88  
Andra Bullock, '74-77  
Greg Bullock, '83-85  
Billy Burch, '40  
Gary Burch, '55  
Lonnie Burch, '79-80  
Jimmy Burcham, '50  
Gary Burchfield, '74-77  
Rick Burchfield, '72-73  
Dennis Burke, '02-05  
**Khari Burke, 2011**  
Bill Burkett, '41-42  
Bob Burkett, '41-42, '46  
Wilburn Burkett, '46-47  
David Burnett, '49-51  
Jackie Burnett, '53  
Chris Burns, '89-91  
Pratt Burroughs, '41  
Tony Burse, '83-86  
Joey Burstyn, '98  
Sam Burton, '40-41  
Scot Burton, '79-82  
Robert Bush, '84  
Chas Butler, '56, '59-60  
Taylor Butts, '25  
Frank Buzby, '46

## C

Cain, '41  
Mike Caldwell, '89-92  
Wes Caldwell, '08-09-10  
Tyrone Calico, '99-02  
Jonathan Callahan, '03-04  
Don Calloway, '00-03

Daniel Calvo, '96-98  
Ronnie Camp, '61-64  
C. Campbell, '36-38  
Joe Campbell, '88-91  
Ben Canada, '49-51  
Herbert Cannon, '87  
Mike Cannon, '07  
Paul Cantrell, '04-05-06  
Ken Caplenor, '65-66  
Charlie Care, '55  
**Corey Carmichael, 2010-11**  
Danny Carmichael, '06-07-08-09  
Gene Carney, '67-69  
John Carothers, '73  
Hilrey Carr, '59-60  
Randy Carr, '82-84  
Derrick Carrol, '93  
Roger Carroll, '80-83  
Ed Carson, '56-58  
Jawan Carson, '08  
Brian Carter, '83  
James Carter, '34-35  
Jesse Carter, '70  
Marty Carter, '88-90  
Mike Carter, '80-81  
Paul Carter, '79  
SaCoby Carter, 2008-09-10-11  
Billy Cartwright, '41-42  
Johnny Carver, '74-77  
Greg Casteel, '81-84  
John Caveness, '77  
Ronnie Cecil, '74-77  
Leon Cesar, '03-04  
Chamberland, '46  
Raymond Chaney, '04  
Richard Chaney, '54  
John Chapman, '72  
Clinton Charles, '33  
Melvin Charles, '27-29  
Brian Chastain, '95-96  
Bill Cherry, '78-81  
Stephen Chicola, '04-05-06-07  
Chas. Chitwood, '42, '46  
Nares Choo-bua, '69  
Harvey Clark, '46  
Mike Clark, '82-85  
Charlie Clarke, '96-98  
George Claxton, '64-67  
L. E. Clayborne, '62  
Nathaniel Claybrooks, '93-95  
Lonnie Clemons, '05-06-07-08  
Ken Coffee, '69-72  
Clyde Cole, '46  
Anthony Coleman, '87-90  
Tyrone Coleman, '85-86  
Joe Collier, '53-54  
Marvin Collier, '85-88  
Boo Collins, '92  
Lem Collins, '89-91  
Steve Colquitt, '67  
Roo'velt Colvard, '83-86  
Danny Colwell, '82-83  
Doug Cone, '47-50  
Korey Conner, '98-00  
Jonathan Conwill, '98  
Dallas Cook, '51-54

Brad Cooper, '00-01  
Dwaine Copeland, '73-74  
Kevin Copeland, '03-04  
Jack Corban, '57-59  
Sid Corban, '53-56  
Charley Corbin, '25-26  
Clinton Corder, '03, '05-06-07  
Greg Cornell, '83-84  
Mickey Corwin, '83-84  
Ken Coulter, '97  
James Counce, '91-94  
Wes Counts, '98-01  
Nicky Coutras, '53-56  
Brad Cowan, '85-88  
Mike Cowan, '67-69  
Phil Cowan, '81-84  
John Cox, '46-49  
Mike Cox, '84-85  
Ricky Cox, '80-81  
David Coy, '00-02  
Anthony Crabtree, '91  
Joe Craddock, '07-08  
Rashaad Craft, '97, 99-00  
Jack Crawford, '70-72  
John Crawford, '02-05  
Mike Crenshaw, '89-90  
O. Crenshaw, '88-91  
Matt Crews, '88-90  
Tommy Criner, '95  
Jarrett Crittenton, '09-10  
Robert Crocker, '27-30  
Ray Cross, '51  
Walt Crowder, '90-92  
Derrick Crumpton, 2008-09-10-11  
John Csir, '75  
**Benny Cunningham, 2009-10-11**

## D

**Kendall Dangerfield, 2009-11**  
Charles Daniel, '65-68  
Chuck Daniel, '87-90  
Melvin Daniels, '70-73  
Curtis Daniely, '99-02  
Steve Dark, '90-92  
Dwight Dasher, '07-08-09-10  
Emory Davenport, '40-42  
Antwan Davis, '07-08-09-10  
Brian Davis, '93-94  
Charlie Davis, '32  
Darin Davis, 2008-09-10-11  
Freeman Davis, '85-87  
Gary Davis, '95, '97-98  
Joe Davis, '46  
Joe Davis, '47  
**Josh Davis, 2010-11**  
Kevin Davis, '03  
Michael Davis, '84-85  
Ricky Davis, '76  
Todd Davis, '88-89  
John W. Deal, '39  
Greg Deathridge, '77-78  
Eddie Deeb, '78-79  
Jack Deere, '41, '46-47  
Kevin Dees, '70  
David DeFatta, '07-08-09

Byran DeGraffenreid, '96  
 Gene Delle Donne, '08-09  
 Dino Deluiliis, '82-85  
 Jack Delay, '30  
 Gerry DeLuca, '56  
 Billy Derrick, '51  
 R. Derryberry, '27-28  
 Tim Dickerson, '79-82  
 Rich Dickson, '73-75  
 John Diefenbach, '75-78  
 Van Dinger, '86-89  
 Scott Dirkson, '91-93  
 John Dixon, '26-29  
 Marquise Dixon, 2010  
 Dexter Dodson, '70-73  
 Keith Dollar, '97-00  
 Quan Domineck, '01-02  
 Kenny Donaldson, '89-90  
 Boots Donnelly, '62-64  
 John Dooley, '83-84  
 Bill Dotson, '55-58  
 Larry Dotson, '63-66  
 Reggie Doucet, '05-06  
 Richard Drake, 2010  
 Gary Draper, '65-68  
 Joe Drennan, '59-62  
 Jayme Duarte, '94  
 Fernando Duggan, '46  
 Joe Duggar, '46  
 Kenneth Duke, '51-53  
 John Duker, '75  
 Franklin Dunbar, '05-06-07  
 Todd Duncan, '87-88  
 Jimmy Dunlap, '53-56  
 Chance Dunleavy, '05-07  
 Jimmy Dunn, '66-69  
 Jeff Dunner, '95-96  
 Walter Dunson, '90-92  
 Jim Dunster, '75  
 Billy Durham, '98-01  
 Sheldon Durham, '01-02  
 David Duvall, '67-70  
 Andre Dyer, '86-89  
 George Dykes, '61-63

## E

Bobby J. Easter, '74-75  
 Glenn Eden, '56-58  
 Bobby Edens, '66-68  
 Tony Edge, '98  
 Steve Edging, '65-66  
 Ryan Edmiston, '02-03  
 Marion Edney, '28  
 Buck Edwards, '33-34  
 Kenny Edwards, '02-03  
 Taylor Edwards, '67-70  
 T.L. Edwards, 2010-11  
 Jason Elam, '04-05  
 Glen Elarbee, '99-02  
 LeBron Elder, '97-00  
 Kolas Elion, '76, '79-80  
 Mike Ellies, '93-94  
 Kenneth Ellis, '39-40  
 Steve Ellison, '00-01  
 Mallory Elrod, '65

John Emert, '73-75  
 Rodney English, '71-74  
 Vic Esposito, '87  
 Bill Etter, '50-53  
 Marty Euverard, '85-88  
 Billy Joe Evans, '59-62  
 Steve Evans, '66  
 William Evans, '39-40  
 Pat Everett, '89  
 Joe Evilsizer, '04  
 Garner Ezzell, '52-54  
 Sam Ezelle, '59-60

## F

Mike Fairbanks, '87-90  
 Bill Fandruck, '50-51  
**Reginald Farmer, 2011**  
 Wade Farrar, '28  
 Don Faulk, '59-61  
 Bryan Faulkner, '89-91  
**Jiajuan Fennell, 2011**  
 Hulsey Ferrell, '41  
 Rickey Field, '77-79  
 Mike Finney, '70-73  
 Dean Fisher, '59  
 George Fisher, '42  
 Mark Fisher, '07-08-09-10  
 Alvin Fite, '01-04  
 Tom Fiveash, '63-65  
 Ralph Fleming, '46-48  
 Harry Flippin, '71-74  
 Frank Ford, '49-50  
 Clayton Foster, '33  
 Charles Fowler, '25  
 Carson Francis, '71-74  
 Jermaine Francis, '99-00  
 Gerry Francisco, '85  
 Anthony Franklin, '92-93  
 Don Franklin, '55-58  
 Germaile Franklin, '03-04-05-06  
 Ike Franklin, '66-68  
 Joe Franklin, '93  
 William Fraser, '46  
 Robert Frazier, '84-85  
 Otis Freeman, '25-27  
 David Fritts, '72-73, '75  
 George Frost, '53-55  
 Lucas Frost, '99-01  
 Robert Fry, '38  
 Lyle Fulton, '42  
 John Fuqua, '75

## G

Mike Gaines  
 Tony Gaines, '90-91  
 Carlton Galbraith, '55-56  
 Howard Gamble, '49  
 Jack Gamble, '54-55  
 Bobby Gann, '59, '61  
 Julius Gant, '01-02-03  
 Kelvin Garr, '94-96  
 Bob Garrett, '54  
 John Garrett, '82-85  
**Leighton Gasque, 2011**  
 Marcus Gates, '03-04-05-06

Bobby Gatlin, '68-69  
 Chris Gatlin, '99-02  
 Kyle Gay, '97-98  
 Desmond Gee, '06-07-08-09  
 Alan Gendreau, 2008-09-10-11  
 Kelvin German, '02-03  
 T. J. Gentle, '94-95  
 Mickey George, '62  
 Vern Geren, '64  
 Carlos Geter, '95  
 Hester Gibbs, '57-59  
 Mike Gibson, '88-91  
 Leroy Gifford, '87-90  
 Frank Giles, '51

## Kenneth Gilstrap, 2009-11

John Glassburner, '89  
 Anthony Glover, '04-05-07-08  
 Elbert Glover, '46  
 John Gooch, '25  
 George Goodson, '74-77  
 Michael Gordon, '88  
 Ronnie Gordon, '96  
 Wade Gosa, '82  
 Matt Graham, '98  
 Phil Grammer, '60-63  
 George Grau, '42  
 Joey Graves, '73  
 Jamal Gray, 2011  
 Anthony Green, '87-90  
 DeMarcus Green, '04  
 Kelverrick Green, '96-99  
 Charlie Greer, '38-40  
 Harold Greer, '56-58  
 J. D. Greer, '46  
 Charles Gregory, '79, '81  
 Greg Gregory, '69-72  
 Jesse Gregory, '27-28  
 Josh Gregory, '07-08  
 Fred Grider, '47-50  
 Clay Griffin, '96-97-98  
 Don Griffin, '82-85  
 James Griffin, '79-82  
 Jonathan Grigsby, '05-06-07  
**Jesse Grisham, 2010-11**  
**Kyle Griswold, 2011**  
 Eric Groat, '93-94  
 Eugene Gross, '03-04-05-06  
 Quinton Groves, 2011  
 Denzell Guerra, 2009-10-11  
 Ralph Gunter, '04  
 Charles Gupton, '62-63

## H

Henry Hackman, '25-27  
 George Haley, '53-55  
 Howard Haley, '53-54  
 Jerry Hale, '46  
 Barry Hall, '97-98-99-00  
 Roy Hall, '56-58  
 Vince Hall, '81-84  
 William Hall, '56-58  
 Willie Hall, '03-05  
 Hall, '46  
 Frank Halliburton, '60-62  
 Bob Hallum, '57-58

Charles Hallum, '60  
 Joe Hallum, '53-55  
 James Hamblen, '36-37  
 Curtis Hambrick, '46  
 John Hambrick, '35-37  
 Butch Hamby, '79-82  
 Alex Hamlett, '51-53  
**Jadareius Hamlin, 2010-11**  
 Andrew Hardaway, '50  
 Bobby Hardison, '49-51  
 Frank Harges, '32  
 Jeff Harlan, '34-35  
 Greg Harper, '95-96  
 J. W. Harper, '69-72  
 Andrew Harrington, '07-08  
 Chris Harris, '91  
 Dee Harris, '49  
 Earl Harris, '62-64  
 Elijah Harris, '29-32  
 Hunter Harris, '68-70  
 John Harris, '69-72  
 Jonathan Harris, '04-05-06  
 Josh Harris, '03-05  
 Lonnie Harris, '72  
 Ricky Harris, '76-77  
 Tillman Harris, '53-56  
 Vincent Harris, '76  
 Harris, '26-28  
 Turk Harrison, '49-50  
 Pat Harrison, '46  
 Rodney Hart, '85-87  
 Gary Harton, '77  
 Jim Harvey, '61-64  
 Marcus Harvey, '99-00  
 Norman Hasty, '37-38  
 Xavier Hatnot, '99-00  
 Avery Hatten, '01-02  
 Dick Hawk, '51  
 James Hawk, '57  
 Chris Hawkins, '08-09-10  
 Gerald Hayes, '61  
 John T. Hayes, '51-53  
 Larry Hayes, '67-68  
 Rodney Hayes, '65-68  
 Steve Heard, '86-87  
 Tri Heard, '97-98  
 Glen Heath, '80  
 Ernest Henderson, '87-89  
 Geno Henderson, '99  
 Emerson Hendrix, '29-32  
 Garland Henley, '95-96  
 Chris Henry, '02-05

## Christian Henry, 2011

John Henry, '03  
 Taron Henry, '04-05-06-07  
 Harold Hensley, '51  
 David Herbert, '66  
 Ed Hessey, '34  
 Brownie Hickam, '46  
 Ivon Hickmon, '07-08  
 Ant. Hicks, '92-93, '95-96  
 Dwone Hicks, '99-00-01-02  
 Jim Hicks, '74  
 Pat Hicks, '92-94  
 Rod Higgins, '00-01  
 Kenneth Highsmith, '93-94

Edward Hildreth, '46  
 Antonio Hill, 2010  
 Gray Hill, '63  
 Vernon Hindman, '29-30  
 Andrico Hines, '02-03  
 Chris Hinson, '80  
 Doug Hintemeyer, '85-87  
 Jim Hite, '49-51  
 Harold Hitt, '49-51  
 Billy Hix, '53-55  
 Bob Hlodan, '64-66  
 Mike Hobbs, '61-63  
 Everett Hobson, '82-83  
 Frank Hobson, '28-30  
 William Hodges, '40-41  
 Wes Hofacker, '06-07-08  
 William Hoffman, '36-38  
 Kelly Holcomb, '91-94  
 Pedro Holiday, '03-04  
 Rick Holliday, '94-96  
 Buford Holman, '53  
 Pete Holmes, '49  
 Patrick Honeycutt, '07-08-09  
 Charles Holt, '32  
 Charles Holt, '69-72  
 Jerrin Holt, '03-04  
 J. Holt, '46-47  
 Seaborn Holt, '30-32  
 Doug Homan, '84-85  
 Anthony Hood, '00-01  
 Reed Hooper, '36  
 Bryant House, '05  
 Carnell Houston, '98-99  
 Randy Houston, '90-92  
 Eph Hoover, Jr., '41  
 John Hoover, '33-35  
 William Hoover, '36-37  
 Randy Horn, '89  
 Marcel Horne, '03-04  
 Joe Horning, '83-85  
 Ryan Hornsby, '04  
 Chris Hough, '01-02  
 Marcus Howard, '51  
 Smith Howard, '29  
 John Howell, '46  
 Chris Howington, '98-99-00  
 Billy Hudson, '40  
 Tommy Hudson, '38-39  
 L. S. Huffines, '25  
 Richard Hughes, '70  
 Jerry Hurst, '56-57  
 Ben Hurt, '54-56

## I

Arness Ikner, 2010-11  
 Alvin Ingle, '07  
 Boo Ingle, '79  
 Jim Inglis, '69-71  
 Pierre Ingram, '03-04-05-06  
 Phil Ironside, '88-90  
 James Isabell, '72-73  
 Rod Issac, '07-08-09-10

## J

Kerry Jackson, '91-92  
 Jimmy Jackson, '47-50  
 Joe Jackson, '46-48  
 J. W. Jackson, '34-35  
 Patrick Jackson, '07  
 Robert Jackson, '46  
 Terry Jackson, '04  
 Todd Jackson, '34-36  
 Todd Jackson, '86-87  
 DeAndre James, '96  
 Greg James, '89-91  
 Melvin James, '87-89  
**Micah James, 2011**  
 Jamie Jamison, '66-69  
 Jesse Jamison, '25-26  
**Tavarres Jefferson, 2009-10-11**  
 Trevor Jenkins, '05-06-07-08  
 William Jenkins, '71-74  
 Doris Jernigan, '54  
 Loyal Jobe, '76  
 Chris Johnson, '99-03  
 Dwight Johnson, '84, '86  
 Edward Johnson, '42  
 Gerald Johnson, '50-51  
 Hansford Johnson, '98-01  
 Jason Johnson, '00-01  
 Josh Johnson, '80-81  
 P. J. Johnson, '93  
 Ron Johnson, '67-70  
 Terrell Johnson, '94-95  
 Thomas Johnson, '01-04  
 Vince Johnson, '85-86  
 Virgie Johnson, '25  
 Wade Johnson, '87-90  
 Jarvis Jolly, '94-96  
 Marshan Jolly, '81-83  
**David Jones, 2010-11**  
 Dominic Jones, '02-03  
 Glen Jones, '99-00  
 Joe Jones, '46  
 Joe Jones, '66-67  
**Justin Jones, 2009-10**  
 Mike Jones, '65-67  
 Mitchell Jones, '51-53  
 Reggie Jones, '01-02  
 Tavares Jones, '04-05-06-07  
 Mike Jordan, '90-93  
 Hashem Joyner, '01-02-03  
 Reuben Justice, '69-72

## K

Tim Kalthoff, '67-68  
 Konrad Kaul, '95-97-98  
 Chris Keen, '74-77  
 Jeremy Kellem, '07-08-09-10  
 Brian Kelly, '00-03  
 Byron Kelly, '71, '74  
 Mike Kelly, '88-90  
 Shawn Kelley, '94-96  
 Mario Kelso, '98-99  
 Kelton, '46  
 Jerry Kemp, '53-56  
 Louis Kemp, '00-02

Bill Kennedy, '87-90  
 Jim Kennedy, '49-50  
 Monte Kennedy, '49-50  
 Emmett Kennon, '37  
 David Kerrell, '82-85  
 Bob Kerr, '62  
 Charles Kerr, '30-32  
 Robert Kerr, '28-30  
 Brian Kidd, '94-97  
**Logan Kilgore, 2010-11**  
 Caneil Kimpson, '92-93  
 Andy King, '66-67  
 Desmond King, '93  
 Eldred King, '08  
 Julian King, '59  
 Matt King, '06-07-08  
 Ralph King, '05  
 Terrence King, '99-00  
 Richard Kinley, '87-90  
 Glen Kinnard, '42, '46  
 Jerry Kirby, '68-71  
 Brian Knight, '76-79  
 Tillman Knox, '46  
 Leigh Kolka, '73-75  
 Rhett Kopp, '95-96  
 Jason Krupinski, '04  
 D.D. Kyles, 2009-10-11

## L

Mike Lafleur, '93-94  
 Albert Lane, '80, '82-83  
 Jim Lane, '42, '46-47  
 Bobby Langford, '64-67  
 Tom Lambert, '53  
 Wes Langford, '96  
 Herman Lassiter, '42  
 Tommy Latimer, '72-73  
 Jamari Lattimore, '08-09-10  
 Clarence Law, '59-60  
 Robert Lawhorn, '46-47  
 Danny Lawrence, '91-93  
 Tom Lawson, '46-48  
 Larry Leahon, '61-62  
 Jeff Lee, '92-94  
 Ralph Lee, '89  
 ReShard Lee, '01-02  
 Luke Leitz, '75-78  
 Tony Leonard, '88  
 Onesimus Leslie, '91-92  
 LaShawn Lester, '98  
 Evon Lettsome, 2010  
 Jamal Lewis, '07-08-09  
 David Lill, '98  
 Brock Lillis, '99-00  
 Jim Lincoln, '51-53  
 Linnville, '46  
 Joe Lisle, '87-89  
 David Little, '81-82  
 Jeff Littlejohn, '02-05  
 Bobby Locke, '55-56  
 Chip Lockhart, '94  
 Jerry Lockhart, '80-83  
 Jim Loftin, '50-51  
 Donte Lofton, '82-85  
 Glendon London, '46

Frank Long, '73-76  
 Jacob Longoria, '07-08  
 Gorby Loreus, 2008-09-10-11  
 Darrell Love, '96-97-98  
 Joe Love, '49  
 Charles Lowe, '57-59  
 Matt Lowe, '95-97-98  
 Brady Luckett, '57-59  
 Sean Luckett, '91-94  
 Robert Lumpkin, '38  
 George Lunn, '51  
 Brandon Lynch, '00-03  
 Nicky Lynch, '58-60  
 George Lyon, '71-74  
 Brigham Lyons, '92-95  
 Charlie Lyons, '49-51  
 Tony Lyons, '90

## M

John Madrick, '01-02  
 John Major, '67  
 Tracy Majors, '88-91  
 Bob Malia, '86-87  
 Elmer Malone, '26-30  
 Clark Maples, '63-64  
 Bill Marbet, '68-71  
 Clint Marks, '03-04-05-06  
 Ron Marshall, '76-77  
 Darrell Martin, '83-84  
 David Martin, '55  
 Dick Martin, '85-86  
 Hillary Martin, '42, '46-47  
 Ricky Martin, '87-90  
 Ron Martin, '64-65  
 Ronnie Martin, '71  
 Will Martin, '02-03  
 Derek Mason, '06-07  
 Tyler Mason, 2010-11  
 C. Massengale, '84-86  
 Andy Massey, '93-95  
 John Massey, '55  
 Ralph Massey, '54-57  
 Mike Matheny, '65-67  
 James Mathews, '65-68  
 Larry Mathews, '64-67  
 Mick Mathis, '83-84, '86  
 Gil Matias, '99-00  
 Kenny Mattison, '89-91  
 Chris Matusek, '98-01  
 Tony Matusek, '61-62  
 Gary Maxwell, '73  
 Gentry Mayo, '51  
 Frankie Mays, '77  
 Steve McAadoo, '89-92  
 Nick McAfee, '02-05  
 Eric McBroom, '92, '94  
 Jimmy McCamey, '87-90  
 D. McCamish, '64-65  
 James McCarroll, '56-59  
 James McClellan, '77-78  
 Joe McClendon, '00-01  
 Bobby McClintock, '40-41  
 Chris McClover, '08-09  
 Thomas McCollum, '98  
 Chuck McConville, '84

Anthony McCord, '93-96  
 John McCord, '46  
 G. E. McCormack, '55-56  
 Bob McCown, '51  
 Chris McCoy, '06-07-08-09  
 James McCoy, '47-50  
 William McCrory, '36-40  
 Gary McCroskey, '77-78  
 H. McCullough, '49-50  
 Marty McCullough, '51-53  
 Mick McCullough, '80-81  
 Kenny McDaniel, '83-85  
 Andrew McDonald, '97-98  
 Billy McDonald, '39-41  
 Sancho McDonald, 2008-09-10-11  
 Lebrian McGill, '94-97  
 Clifton McGehee, '34-36  
 H. McHorney, '71-72  
 G. McIntire, '40-41, '46  
 Everett McIntire, '35-37  
 James McKenzie, '91-93  
 Mark McKinnon, '80-83  
 Byron McLeod, '08  
**Omar McLendon, 2009-10-11**  
 Brandon McLeroy, 2008-09-10-11  
 Typail McMullen, '96  
 Glen McMurray, '86  
 Jeremy McMurry, '95-96  
 DeMarco McNair, '04-06-07  
 Howard McPeak, '46-47  
 Doyle Meacham, '37  
 Jim Merryman, '79-82  
 Johnny Miles, '49-50  
 Kenneth Miles, '25  
 Brad Miller, '48-49  
 Charlie Miller, '36-38  
 Ed Miller, '69-72  
 Eran Miller, '96-97-98  
 Larry Miller, '76, '78-80  
 Randall Miller, '71-72  
 Ray Miller, '00  
 Brown Mims, '35-36  
 Dennis Mimms, '91-94  
 Barry Minatra, '75-78  
 Bill Ming, '76-79  
 Anthony Mitchell, '93  
 Pat Mitchell, '46-47  
 Ricky Mitchell, '87-90  
 Dennis Mix, '79-82  
 Joey Montalbano, '00-03  
 Robert Montgomery, '73  
 Roo'velt Montgomery, '91  
 Jack Moore, '49  
 Jay Moore, '93-96  
 Judd Moore, '97-98  
 Johnny Moore, '57-59  
 Mike Moore, '74-77  
 Tim Moore, '76  
 W. Moore, '29-30, '32-33  
 Bob Moorhead, '84-85  
 Joe Moos, '00-01  
 Joe Morgan, '50  
 Mike Morgan, '94-96  
 Blake Morris, '01  
 Teddy Morris, '62-65  
 Mark Morrison, '83-86

Pat Morrison, '65-67  
 Sean Mosley, '04-05-06  
 Jimmy Moss, '71-72  
 Demetric Mostiller, '93-96  
 Robert Mullins, '85-86  
 Mike Mulvihill, '70  
 C'man Murdock, '69-72  
 Bubber Murphy, '35-37  
**Jeff Murphy, 2010-11**  
 Rick Murphy, '85  
 Stan Murphy, '75-76  
 Woody Murphy, '93-94  
 Bo Murray, '49-50  
 Joel Musgrave, '67  
 Darren Mustin, '04  
 Bart Myers, '88-91

## N

Jim Nabors, '59-61  
 Sherman Neal, '08  
 Jim Neeley, '54  
 Terrell Nesmith, '96-97  
 Larry Nelson, '48  
 Steve Nesbitt, '68-69  
 William Nesbitt, '42, '46-48  
 Kendall Newson, '98-01  
 Sam Nichols, '41  
 Damon Nickson, '04-05-06-07  
 Mike Nihill, '88-91  
 Brandon Nix, '04-05-06-07  
 George Noe, '57-60  
**Dearco Nolan, 2010-11**  
 Kenny Nolan, '71-72  
 Jimmie Norton, '34  
 Matt Norwood, '97-98  
 Mike Nourse, '86-87  
 Danny Nowell, '68

## O

Ray Oldham, '69-72  
 Tommy Opincar, '97  
 Bob Orsillo, '72-74  
 Bobby Osteen, '51-54  
 Herman Osteen, '26  
 Richard Osteen, '28-32  
 Ricky Overby, '33-34  
 Ralph Overton, '66-68  
 Hoyte Owen, '33-34  
 Adrian Owens, '90-93  
 Antoine Owens, '04  
 Herbert Owenby, '64-67

## P

Ray Palhegyi, '84-85  
 Alvin Palmer, '74-77  
 Jamison Palmer, '99, '01  
 Smartt Paris, '30-33  
 Brandon Parker, '01-02-03  
 Joe Parker, '65-67  
 Shelby Parker, '95  
 Joe Parks, '25  
 Jonathan Parks, '03, '05-06  
 Reggie Parks, '94-95

Vince Parks, '88-92  
 Luke Paschall, '04-05-06  
 Kevin Pascoe, '99-02  
 Lee Pate, '34  
 Andy Patterson, '88-91  
 Greg Patterson, '94  
 Harold Patterson, '68-70  
 Herbert Patterson, '68-71  
 Homer Patton, '77-78  
 Tommy Patton, '53  
 Elbert Patty, '38-40  
 Keith Pauldo, '93-00  
 Bobby Payne, '03-05  
 Nick Payne, '99-01  
 Jerry Pearson, '59-61  
 Jimbo Pearson, '60-61, '63-64  
 Tony Pearson, '87  
 Wade Peery, '83-86  
 Joe Pelt, '71-73  
 Emmanuel Perez, '07-08-09-10  
 Brandon Perry, '05, '08-09  
 Jeremy Perry, '07  
 Garth Petrilli, '91-94  
 David Petty, '62-64  
 Martez Phelps, '97-00  
 Lance Phillips, '00-01  
 Witcher Phillips, '41-42  
 Larry Pickett, '83-86  
 Ron Pierce, '62  
 Eddie Pigue, '60-62  
 Delvin Pikes, '98-00  
 C. Pinkleton, '49-50, '55  
 Homer Pittard, '34-35  
 Jack Pittman, '85-88  
 Mike Pittman, '84-87  
 Aaron Pitts, '02-03  
 Bucky Pitts, '57-59  
 Don Plonk, '54-56  
 Roy Polite, '04-05-06-07  
 Greg Pollard, '89-90  
 Jackie Pope, '62  
 Kenneth Pope, '93  
**Kevin Pope, 2011**  
 Charlie Porter, '80-81  
 Nate Porter, '70-73  
 Kelly Potter, '81-84  
**William Pratcher, 2011**  
 Michael Prather, '92  
 Keathley Presgrove, '25  
 Jonathan Presley, '05-06  
 Willis Presley, '38-40  
 David Price, '06-07  
 Ben Pridemore, '55-56  
 Reggie Primas, '99-00  
 Alan Prince, '42, '46-48  
 Tony Prince, '89  
 Jonathan Proby, '99-02  
 J. B. Proctor, '49  
**Juno Prudhomm, 2009-10**  
 Jeremy Pruitt, '93-94  
 James Pryor, '73-74  
 Nat Puckett, '36-37  
 Ray Purvis, '56-59  
 Larry Puryear, '58-60  
 Steve Puryear, '81-82  
 DeJuan Pye, '90

## ■ Q

Jonathan Quinn, '95-97

## ■ R

Jimmy Rader, '69-70  
 Robert Rader, '80-83  
 Justin Rainey, '03, '05-06  
 J. R. Ralston, '25-26  
 W. T. Ralston, '25-26  
 William Randolph, '62-65  
 Muhammad Rashada, '00-03  
 Garnett Rather, '51-53  
 Keon Raymond, '04-05  
 Robert Rawdings, '38  
 Sam Rawls, '42  
 Howard Ray, '51  
 Keegan Ray, '96-99  
 H. Reasonover, '41-42  
 Jamie Redmond, '89-92  
 Doyle Reece, '51  
 Van Reed, '51-53, '56  
 William Reed, '46-47  
 Dale Reese, '70  
 Clay Rein, '95-96  
 Bob Reynolds, '30-32  
 Francis Reynolds, '53-55  
 Charles Rice, '60-62  
 Kevin Rich, '97  
 John Richards, '73  
 Kevin Richer, '98-99  
 Robbie Ridings, '79-82  
 Larry Ridley, '96  
 Clyde Riggs, '25  
 Matt Riley, '84-85  
 Ted Riley, '07-08  
 Kyle Ringley, '04-05  
 Lester Rizer, '54-56  
 Jay Roberson, '91  
 Robbie Roberts, '93-95  
**Stephen Roberts, 2011**  
 Bill Robertson, '63-66  
 Jimmy Roberto, '81-82  
 Bradley Robinson, '04-05-06-07  
 Brown Robinson, '37-39  
 Cam Robinson, '06, '08-09  
 Gerald Robinson, '79-82  
 Kelvin Robinson, '87-90  
 Michael Robinson, '74-77  
 Mike Robinson, '74-77  
 Dean Rodenbeck, '70-73  
 Billy Rogers, '53-55  
 Robbie Rogers, '75-78  
 Fred Rohrdanz, '72-74  
 Buck Rolman, '53-56  
 Oscar Rose, '27-28  
 Kenneth Ross, '59-61  
 Robert Roth, '30-32  
 Manson Rowan, '55  
 Don Rucker, '54-55  
 Charles Rudder, '39  
 Maxie Runion, '49-51  
 Ken Rushlow, '68  
 Eric Russell, 2010-11  
 Garland Russell, '49

Willis Rust, '29  
 Mac Rutherford, '37-39

## ■ S

J.K. Sabb, '05-06  
 Eugene Sadler, '53-54  
 Mark Sadler, '94-95  
 Cleannord Saintil, '04-05  
 Anderson Sanders, '78  
 Jimmy Sanders, '76-77  
 Robert Sanders, '46  
 Gary Sands, '33-34  
 Brown Sanford, '79-81  
 Sulecio Sanford, '97-98  
 Christopher Sapp, '03, '05-06  
 Charles Sarver, '33-35  
 J. O. Sarver, '37-39  
 Robert Sarvis, '38-40  
 Jim Saunders, '49  
 Randy Saunders, '76-78  
 Larry Sawyer, '70-71  
 Sean Saylor, '99-00-01  
 Devarick Scandrett, '02-05  
 Arthur Scates, '40  
 Steve Scates, '74-75  
 John Schneider, '75  
 Bob Schomberg, '67  
 Andy Scott, '92  
 Jeff Scott, '80  
 Tanaka Scott, '00-01  
**Sammy Seamster, 2009-11**  
 Bob Searcy, '49-51  
 Robert Seay, '35-37  
 Garrett Self, '84-87  
 P. Sensabaugh, '92-93  
 Ted Riley, '07-08  
 Bill Settle, '60-63  
 Talmadge Sharber, '46  
 Brownlow Sharpe, '30-33  
**Chris Sharpe, 2011**  
 George Sharpe, '33-34  
 Eugene Shaw, '97  
 Jonathan Shaw, '01  
 Mike Shawen, '71-74  
 Rodney Shelton, '93-94  
 Brent Shepard, '86-88  
 Kenneth Shipp, '48-49  
 Jeff Shockley, '75-76  
 Raymone Shockley, '92  
 Calvin Short, '61-63  
 Derek Shropshire, '06-07  
 Pat Siegfried, '76-78  
 Kabote Sikyala, '02  
 Evans Simmons, '33-34  
 Polenski Simms, '97  
 Cory Simpson, '92-94  
 Clay Sistrunk, '80  
 Ed Skinner, '73-74  
 Dennis Smart, '86  
 Doris Smartt, '41  
 Maury Smartt, '42  
 David Smiley, '64  
 Antonio Smith, '95  
 Bobby Ray Smith, '53-54  
 Brian Smith, '04-05  
 Carter Smith, '35-37

Charles Smith, '53-56  
 Chris Smith, '88-91  
 Colby Smith, '03-04-05-06  
 Demetrius Smith, '91  
 Doyle Smith, '37-39  
 Dwight Smith, '07-08-09-10  
 Floyd Smith, '28  
 Henry Smith, '77  
 Herman Smith, '30-32  
 Howard Smith, '61-63  
 Jerry Smith, '62-65  
 John R. Smith, '49-51  
 Luther Smith, '29-32  
 O.J. Smith, '91  
 Otis Smith, '47-48  
 Reese Smith, '42  
 Roger Smith, '39-41  
 Ryan Smith, '99  
 Sam Smith, '37-39  
 Samuel Smith, '01-02  
 Urban Smith, '26  
 Van Smith, '81  
 Vincent Smith, '98  
 Walter Smith, '82  
 W'dy Smitherman, '35-37  
 Tom Smogorzewski, '77  
 E. H. Smotherman, '46  
 Scott Smykal, '85  
 Jerome Snead, '25  
 Christopher Snorton, '94  
 Kendall Solomon, '97-98  
 Jacob Sorrells, '97  
 Sparkman, '49  
 Jeff Spencer, '80-83  
 Spook Spickard, '75  
 Jason Spray, '99-01  
 Steve Spurling, '84-87  
 Bill Spurlock, '79-80  
 Dino Stafford, '89, '91  
 Leonard Staggs, '46-47  
 Jerry Stapleton, '58-60  
**Jimmy Staten, 2010-11**  
 Quinton Staton, '04-05  
 Rick Steadman, '72-75  
 Ronald Steed, '04-05  
 Cedric Stegall, '95, '97-98  
 John Marc Stephens, '05, '08  
 Wes Stephens, '98-01  
 John Stevens, '80  
 LoHarrell Stevenson, '69  
 Melvin Stevenson, '91  
 Dana Stewart, '04-05-06-07  
 David Stewart, '69-72  
 Harold Stewart, '35  
 Steve Stewman, '70  
 Connie Stone, '84  
 Dwight Stone, '85-86  
 Don Stotser, '50-52  
**Alex Stuart, 2008-09-11**  
 Alex Suber, '05-06-07-08-09  
 Tom Suddarth, '41-42  
 Darius Sullivan, '90  
 Edward Sullivan, '49  
 Jimmy Sullivan, '55  
 Tony Sutton, '02-03  
 Chuck Swafford, '86-89

John Swafford, '48-50  
 Hubert Swan, '26-28  
 Terry Sweeney, '55-56

## ■ T

Burt Talley, '92-95  
 Phillip Tanner, '06-07-08-10  
 Jim Tate, '94  
 John Tate, '87-89  
 Markee Tate, '92-94  
 Charles Taylor, '40  
 Jeff Taylor, '90  
 Rod Taylor, '06  
 Ron Taylor, '68-70  
 Corey Teague, '91-94  
 Ronald Teague, '79  
 Ervin Templeton, '29  
 Brandon Thomas, '94-97  
 Claude Thomas, '51  
 Darrien Thomas, '86-87  
 Dickie Thomas, '66-68  
 Don Thomas, '85-88  
 Hamp Thomas, '34-35  
 Jeff Thomas, '96-99  
 Mike Thomas, '94  
 William Thomas, '79-80, '81-82  
 Frank Thomason, '56-59  
 Joe Thompkins, '46  
 Andy Thompson, '66-69  
 B. H. Thompson, '25-27  
 Craig Thompson, '84  
 J. B. Thompson, '36-38  
 Jerry Thompson, '76-79  
 Jim Thompson, '68-69  
 Mark Thompson, '06-07-08-09  
 Mitch Thompson, '53-54  
 Sam Thompson, '29-30  
 William Threlkeld, '37-38  
 Wm. Throneberry, '25  
 Don Thweatt, '53  
 Frank Tice, '47-50  
 Diko Tinch, '99-00  
 Kenny Tippins, '85-88  
 Danny Tolbert, '03-04  
 Emanuel Toles, '79-82  
 Montrell Toney, '91-92  
 Nathaniel Toulson, 2010-11  
 Alton Treadway, '51-52  
 Joe Troop, '35-37  
 Brett Trott, '02-03  
 Jabbar Troutman, '91-92  
 Bernie Tucker, Jr., '40-41  
 David Tucker, '76-79  
 Gary Tucker, '07-08-09-10  
 Kevin Tucker, '68  
 Tommy Tucker, '41  
 Matt Tulloss, '92  
 Kyle Turnbow, '05  
**Harold Turner, '09-10**  
 Paul Turner, '28

## ■ U

Marcus Udell, '08-09

**Max Ugboaja, 2011**

Dutch Uhlian, '27-28  
 Mike Underwood, '92  
 Derek Upshaw, 2010  
 Reggie Upshaw, '95-96  
 David Upton, '84

**V**

Nat Vance, '46  
 Jerry Vanderpool, '01-04  
 Larry Vantrease, '72  
 Vic Varallo, '46-48  
 Frank Victory, '64-67  
 Jim Violette, '64-65  
 Brian Volley, '97-98

**W**

Adam Wade, '07-08-09  
 Dwight Wade, '86  
 David Waggoner, '83-84  
 G'ville Waggoner, '34-36  
 Erik Walden, '04-05-06-07  
 Mal Waldrep, '97  
 Billy Walker, '64-67  
 Brent Walker, '99-00  
 Charlie Walker, '97-99  
 Demetrios Walker, '01-03  
 Floyd Walker, '86-87  
**Josh Walker, 2010-11**  
 Toby Walker, '94, '96  
 Joe Wallace, '33  
 Doug Waller, '02  
 Waller, '26  
 James Walls, '46  
 Jeff Walsh, '72  
 Don Ward, '67-68  
 Robert Warden, '38  
 Billy Warren, '63-66  
 Derrick Warren, '85  
 Vernon Warren, '83-84  
 Tom Wascura, '69  
 Art. Washington, '81-82  
 Norman Washington, 2008-09-10-11  
 H. L. Wasson, '36-38  
 Curt Watkins, '90-93  
 David Watson, '91-94  
 Doug Watson, '47-50  
 F. Watson, '39-40, '46  
 Gene Watson, '60  
 Hulon Watson, '57  
 Whit Watson, '57-59  
 Phil Watts, '65-66  
 Alex Weaver, '02-03  
 Jeremiah Weaver, '04-05  
 Lamumba Weems, '93  
 Shingo Weems, '92  
 Tom Weingartner, '72-75  
 Tony Wesley, '98  
 Claude West, '27  
 Duane West, '78  
 George West, '53-54  
 Brandon Westbrook, '00-03  
 Gary Whaley, '60-63  
 Larry Whaley, '60-63  
 Lamar Whatley, '81

**Reggie Whatley, 2011**

Paul Wheeler, '02-05  
 Andy Whitaker, '89  
 Bill White, '60  
 Kris White, '94  
 Yearwood White, '46  
 Kenrick Whitehead, '97-98  
 Delmas Whitten, '51-53  
 Richard Widener, '95  
 Joe Wiggins, '59  
 Jim Wilhite, '64-67  
 Greg Wilkins, '79-80  
 Mark Willless, '87  
 Anthony Williams  
**Arthur Williams, 2010**  
 Bobby Williams, '05-06-07  
 Buck Williams, '95-96  
 Camp'll Williams, '46-48  
 Darrell Williams, '77  
 Don Williams, '53  
 Jimmy Williams, '69-70  
 Lambert Williams, '27  
 Mike Williams, 2008-09-10-11  
 Ralph Williams, '58-61  
 Ed Willis, '71-72  
 Josh Willoughby, '01-03  
 Elmo Wilson, '75  
 Jermaine Wilson, '93, '95-97  
 Jimmy Wilson, '55  
 Jordan Wilson, '05  
 Mark Wilson  
 Tommy Wilson, '54  
 Gene Windham, '57-59  
 Joe Windham, '57-60  
 Tommy Winfree, '71-72  
 Wayne Winters, '60-62  
 Ed Witherspoon, '72  
 Arsey Womack, '46  
 Gary Womack, '82-84  
 Mike Womack, '67-68  
 Toby Wood, '65-66  
 Jeff Woodard, '77  
 James Woodfin, '30  
 John Woodfin, '26-27  
 Michael Woods, '00-03  
 Bob Woody, '30  
 David Woolridge, '84  
 Mark Worrell, '97  
 Worsham, '29  
 Eddie Wright, '73-76  
 Gary Wright, '67-70  
 Kerry Wright, '01-04  
 Knox Wright, '54  
 Stan Wright, '76-79  
 Tom Wright, '73-76

**Y**

Linnie Yarbrough, '04-05  
 Carl Yates, '37-39  
 Scotty Yeaman, '62-63  
 Wheeler Yeargin, '27  
 Jack Yearwood, '42, '46-48  
 Brian Yorston, '92-94  
 David Youell, '99-02  
 Bobby Young, '51-53  
 Hubert Young, '32

Rodney Young, '87  
 Shawn Young, '97  
 Trent Young, '92-95  
 Tom Youree, '53-54

**Z**

Ed Zaunbrecher, '69-72  
 Kai Zeigler, '01-02  
 Brad Zeitner, '82-83

## ALL-TIME WIN LIST

Name	Years	Record
Charles Murphy	1947-68	155-63-8
Boots Donnelly	1979-98	140-87-1
<b>Rick Stockstill</b>	<b>2006-Present</b>	<b>35-40-0</b>
Alfred Miles	1913-16, 1919-23	35-16-4
Andy McCollum	1999-2005	34-45-0
Frank Faulkinberry	1926-32	33-26-4
Johnny "Red" Floyd	1917, 1935-38	30-8-1
Bill Peck	1970-74	27-25-2
E.W. Midgett	1940-42, 1946	17-12-3
Ben Hurt	1975-78	12-31-1
Guy Stephenson	1924-25	4-9-2
E.M. Waller	1933-34	3-14-1
Herc Alley	1939	1-6-1
Don Fuoss	1969	1-9-0
L.T. Mutt Weber	1911-12	1-1-0

Year	Coach	W-L-T	Captains
1911	L.T. Mutt Weber	0-1-0	No Record
1912	L.T. Mutt Weber	1-0-0	No Record
1913	Alfred B. Miles	5-1-1	W. B. McKnight
1914	Alfred B. Miles	5-0-1	W. E. Ragland
1915	Alfred B. Miles	2-3-1	No Record
1916	Alfred B. Miles	5-2-0	Cass Miles
1917	Johnny (Red) Floyd	7-0-0	P.V. Overall
1918	No Football - World War I		
1919	Alfred B. Miles	6-0-0	Rupert Smith
1920	Alfred B. Miles	4-1-0	No Record
1921	Alfred B. Miles	3-2-1	Boots Ridley
1922	Alfred B. Miles	2-6-0	Dewey Hunter
1923	Alfred B. Miles	3-1-0	Bob King
1924	Guy Stephenson	1-5-0	Kenneth Miles
1925	Guy Stephenson	3-4-2	Keathly Presgrove
1926	Frank A. Faulkinberry	4-2-1	J. R. Ralston
1927	Frank A. Faulkinberry	6-2-0	Henry Hackman
1928	Frank A. Faulkinberry	2-4-1	Hubert Swann
1929	Frank A. Faulkinberry	6-3-1	John Dixon
1930	Frank A. Faulkinberry	5-5-1	Julian Crocker
1931	Frank A. Faulkinberry	6-4-0	Emerson Hendrix
1932	Frank A. Faulkinberry	4-6-0	Luther Smith
1933	E. M. Waller	1-7-1	Brownlow Sharpe
1934	E. M. Waller	2-7-0	Buck Edwards
1935	Johnny (Red) Floyd	8-0-0	Homer Pittard
1936	Johnny (Red) Floyd	7-1-0	Miles Baskins
1937	Johnny (Red) Floyd	6-1-1	Joe Troop/J. Hambrick
1938	Johnny (Red) Floyd	2-6-0	J. Thompson/W. Hoffman
1939	Herc Alley	1-6-1	Sam Smith
1940	E. W. Midgett	4-4-0	E. Patty/T. Hudson
1941	E. W. Midgett	4-3-1	D. Adamson/B. McDonald
1942	E. W. Midgett	4-2-1	Davenport/Smith/Burkett
1943	No Football - World War II		
1944	No Football - World War II		
1945	No Football - World War II		
1946	E. W. Midgett	5-3-1	G. McIntyre/B. Burkett
1947	Charles M. Murphy	9-1-0	H. Brandon/L. Staggs
1948	Charles M. Murphy	5-5-0	A. Varallo/B. Nesbitt
1949	Charles M. Murphy	8-0-1	J. Adams/Fred Grider
1950	Charles M. Murphy	9-2-0	J. McCoy/F. Atchley
1951	Charles M. Murphy	7-2-2	C. Lyons/M. Runion
1952	Charles M. Murphy	6-5-0	J. Lofton/John R. Smith
1953	Charles M. Murphy	7-4-0	H. Alsop/G. Rather
1954	Charles M. Murphy	4-4-2	Joe Collier/Garner Ezell
1955	Charles M. Murphy	7-2-1	G. Haley/S. Corban
1956	Charles M. Murphy	7-3-0	T. Sweeney/Ben Hurt
1957	Charles M. Murphy	*10-0-0	B. Rolman/R. Massey

1958	Charles M. Murphy	*8-2-0	Harold Greer/Roy Hall
1959	Charles M. Murphy	*10-0-1	Bucky Pitts/Brady Luckett
1960	Charles M. Murphy	5-5-0	J. Windham/Nicky Lynch
1961	Charles M. Murphy	7-4-0	Don Faulk/Jerry Pearson
1962	Charles M. Murphy	*6-4-0	Evans/Winters/Drennon
1963	Charles M. Murphy	8-2-0	Jackie Pope/Calvin Short
1964	Charles M. Murphy	*8-2-1	J. Armstrong/H. Petty
1965	Charles M. Murphy	*10-0-0	K. Atchley/W. Randolph
1966	Charles M. Murphy	7-3-0	Larry Dotson/Jerry Smith
1967	Charles M. Murphy	5-5-0	M. Matheny/B. Robertson
1968	Charles M. Murphy	2-8-0	Daniel/Mathews/Claxton
1969	Donald E. Fuoss	1-9-0	Game Captains
1970	Bill Peck	6-3-1	D. Duvall/T. Edwards
1971	Bill Peck	7-4-0	Jim Inglis/Danny Buck
1972	Bill Peck	7-3-1	C. Holt/Greg Gregory
1973	Bill Peck	4-7-0	Joe Pelt/Ed Witherspoon
1974	Bill Peck	3-8-0	Orsillo/Flipping/Rohrdanz
1975	Ben Hurt	4-7-0	Boyd/Emert/Woodfork
1976	Ben Hurt	4-7-0	Dunster/ Wright/Wright
1977	Ben Hurt	3-8-0	Moore/Buck/Murphy
1978	Ben Hurt	1-9-1	R. Rogers/S. Wright
1979	Boots Donnelly	1-9-0	Game Captains
1980	Boots Donnelly	2-8-0	Bryant/Dickerson/Ridings
1981	Boots Donnelly	6-5-0	S. Bryant/G. Wilkins
1982	Boots Donnelly	8-3-0	Ridings/Mix/Dickerson
1983	Boots Donnelly	8-2-0	Roger Carroll/Allen Ball
1984	Boots Donnelly	11-3-0	Greg Casteel/Randy Car
1985	Boots Donnelly	*11-1-0	Mike Clark/Don Griffin
1986	Boots Donnelly	6-5-0	C. Andrews/R. Colvard.
1987	Boots Donnelly	6-5-0	G. Anderson, D. Thomas
1988	Boots Donnelly	7-4-0	M. Collier/D. Thomas
1989	Boots Donnelly	*9-4-0	Van Dangler/M. James
1990	Boots Donnelly	*11-2-0	P. Ironside/Marty Carter
1991	Boots Donnelly	9-4-0	J. Campbell/S. Boykin
1992	Boots Donnelly	*10-3-0	S. McAdoo/M. Caldwell
1993	Boots Donnelly	5-6-0	M. Jordan/Curt Watkins
1994	Boots Donnelly	8-3-1	K. Holcomb/M. Tate
1995	Boots Donnelly	7-4-0	B. Lyons/N. Claybrooks
1996	Boots Donnelly	6-5-0	A. Hicks/A. McCord
1997	Boots Donnelly	4-6-0	L. McGill/Jonathan Quinn
1998	Boots Donnelly	5-5-0	M. Lowe/M. Norwood
1999	Andy McCollum	3-8-0	Game Captains
2000	Andy McCollum	6-5-0	Game Captains
2001	Andy McCollum	*8-3-0	Game Captains
2002	Andy McCollum	4-8-0	Game Captains
2003	Andy McCollum	4-8-0	Game Captains
2004	Andy McCollum	5-6-0	Game Captains
2005	Andy McCollum	4-7-0	Game Captains

## COACH OF THE YEAR HONORS

Name	Year	Honor
Charles Murphy	1965	Ohio Valley Conference
Bill Peck	1970	Ohio Valley Conference
Boots Donnelly	1983	Co-Ohio Valley Conference
Boots Donnelly	1984	NCAA Region 3
Boots Donnelly	1985	Ohio Valley, NCAA Region 3
Boots Donnelly	1988	Tennessee Sports Writers
Boots Donnelly	1989	Ohio Valley Conference
Boots Donnelly	1994	Tennessee Sports Writers
Andy McCollum	2000	Tennessee Sports Writers
Andy McCollum	2001	Tennessee Sports Writers
<b>Rick Stockstill</b>	<b>2006</b>	<b>Sun Belt Conference</b>
<b>Rick Stockstill</b>	<b>2006</b>	<b>Tennessee Sports Writers</b>
<b>Rick Stockstill</b>	<b>2006</b>	<b>ESPN.com</b>
<b>Rick Stockstill</b>	<b>2009</b>	<b>Co-Sun Belt Conference</b>
<b>Rick Stockstill</b>	<b>2009</b>	<b>Tennessee Sports Writers</b>

2006	Rick Stockstill	*7-6-0	Eugene Gross, Jonathan Harris, Clint Marks, Justin Rainey
2007	Rick Stockstill	5-7-0	Tavares Jones, DeMarco McNair, Bradley Robinson, Erik Walden
2008	Rick Stockstill	5-7-0	Joe Craddock, Wes Hofacker, Ivon Hickmon, Trevor Jenkins
2009	Rick Stockstill	10-3-0	Danny Carmichael, Desmond Gee, Patrick Honeycutt, Brandon Perry, Alex Suber
2010	Rick Stockstill	6-7-0	Mark Fisher, Jeremy Kelle, Dwight Smith, Phillip Tanner
2011	Rick Stockstill	2-10	Marquise Branton, Colin Boss, Derrick Crumpton, Arness Ikner

\*Conference Champions



- Akin, Travis - Asst., 1957  
 Aldridge, Miles - Asst., 1999-2000  
 Anderson, Blake - Asst., 2002-2004  
 Armstrong, Jack - GA, 1965  
 Askern, Brice - Asst., 1982-83  
 Bailey, Carey - Asst., 2003  
 Bailey, Ron - GA, 1970  
 Bailey, Terry - GA, 1962  
 Baldwin, Bobby - Asst., 1975-76  
 Barnes, Ray - Asst., 1991-96  
**Bibee, David - Asst., 1980, 2008-**  
 Bird, Steve - Asst., 1999-2000  
 Bobo, John - Asst., 1997-98  
 Boyd, Shap - GA, 1985  
 Bradford, Todd - Asst., 2002  
 Bradley, J. - GA, 1984  
**Brock, Brent - Asst., 2006-**  
 Brown, Earl - 1984-85  
 Buckner, Don - GA, 1970  
 Bunio, Ed - Asst., 1979-94  
 Burnoski, Richard - GA, DFP 2004-2005  
 Butler, Charles - GA, 1966-67; Asst., 1968-71; 1987-93  
 Camp, Gary - GA, 2000-01  
 Campbell, Steve - Asst., 2002  
 Carter, Wilson - GA, 1973  
 Catavolos, George - Asst., 1969  
**Cauthen, Joe - Asst., 2011-**  
 Chizik, Gene - Asst., 1990-91  
 Clayborne, L. E. - GA, 1964-65  
 Collins, Mike - Asst., 2004 (never made start of season)  
 Corbett, Sean - GA, 1996; Asst., 1997-98  
 Cox, Jake - GA, 2003  
 Crenic, Danny - Asst., 1979  
 Criner, Mark - Asst., 2004-2005  
 Crook, Monte - Asst., 1974-76  
 Csir, John - GA, 1977  
 Culley, David - Asst., 1982  
 Davis, Heath - GA/TE, 2002-2003  
 Davis, Steve - Asst., 2001-2003  
 Deere, Jack - Asst., 1958-62  
 Diaz, Manny - Asst., 2006-2009  
 Dotson, Larry - GA, 1967  
 D'Ottavio, Billy - Asst., 1995-96  
 Drivas, Harry - GA, 1968  
 Dyer, Hal - Asst., 1970-71  
**Elarbee, Glen - GA, 2003-2004; Asst. 2012-**  
**Ellis, Steve - Asst., 2009-**  
 Farrell, Brendan - GA, 2005  
**Faulkner, Buster - Asst., 2011-**  
 Fedora, Larry - Asst., 1999-2001  
 Ferguson, Lebron - GA, 1992  
 Finley, Jim - Asst., 1969-72  
 Fisher, Dean - Asst., 1971-73  
 Fisher, Frank - GA, 1985  
 Fiveash, Tom - Asst., 1979-80, 1983-90; 1994-98  
 Flippin, Harry - GA, 1975  
 Fouquier, Kevin - Asst., 2001-2005  
 Fountain, Scott - Asst., 2004-2005  
 Franklin, Tony - Asst., 2009  
 Freeman, Nooby - Asst., 1935-43  
 Fullam, Steve - GA, 1990  
 George, Mickey - GA, 1964  
 Gooden, Chad - GA, 1993  
 Goss, Antonio - Asst., 2006-2008  
 Green, Dom - GA, 1994-95; Asst., 1997-98  
 Greer, Charlie - Asst., 1950-51; 1956-57; 1962  
 Gregory, Greg - GA, 1973  
 Hall, Dan - GA, 1994-95  
 Hall, Roy - GA, 1964  
 Hargis, Mike - GA, 1975  
 Harris, Bobby Ray - GA, 1994  
 Harvey, Jim - GA, 1965; 1968  
 Hasty, Gerald - Asst., 1974  
 Hayes, Joe Black - Asst., 1950-68  
 Hayes, John T. - Asst., 1955  
 Helton, L. T. - Asst., 1980-84  
 Henderson, Curtis - GA, 2001  
 Herrin, Les - Asst., 2006-2009  
 Herzog, Ricky - Asst., 1997-98  
 Hinshaw, Darin - Asst., 2001-05  
 Hooker, Bubba - Asst., 1979-80  
 Hughes, Ray - Asst., 1974-78  
 Ironside, Phil - GA, 1992  
 Jackson - Asst., 1938  
 Jamison, Jamie - GA, 1970-71  
 Jennings, John - Asst., 1979  
 Johnson, James - Asst., 1999  
 Jones, Billy Mack - Asst., 1954-57  
 Jones, Derek - Asst., 2005  
 Jones, Tom - Asst., 1985-86  
 Jordan, Michael - GA, 1994  
 Jordan, Nance - Asst., 1942-43  
 Karl, Dan - Asst., 1999 (never made start of season)  
 Kaufman, Art - Asst., 2005-07  
 Kerr, Bob - GA, 1963  
 Kirksey, Larry - Asst. 2006  
 Laster, Kent - Asst., 2004  
 Law, Clarence - GA, 1962  
 Lear, Don - Asst., 1961-68  
 Lewis, Cliff - Asst., 1997-98  
 Lisle, Joe - GA, 1992-93  
 Little, Joe - Asst., 1949-51  
 Lock, Bobby - Asst., 1958-59  
 Majors, Larry - GA, 1966  
 Mangus, G.A. - Asst., 2006-2008  
 Martin, Leo - Asst., 1978  
 Martin, Ron - Asst., 1970  
 Matthews, Tate - GA, 1996  
 McAdoo, Steve - GA, 1996; Asst., 1997-1998  
 McCarty, Tim - GA, 1988-89  
 McCray, Randall - Asst., 2010  
 McManus, Jason - GA, 2000-2002  
 McCollum, Andy - Asst., 1982-88; HC, 1999-2005  
 McMahan, Howard - Asst. 2000-01  
 McPhail, Thomas - GA, 1990  
 Meziere, Carl - GA, 1992  
 Middleton, Albert - asst., 1934-45  
 Miller, Ed - GA, 1973  
 Monroe, Benny - Asst., 1977-78  
**Moore, Matt - Asst., 2012-**  
 Morris, Teddy - Asst., 1970-73  
 Newsome, Randy - Asst., 1987  
**Nix, Tyrone - Asst., 2012-**  
 Oakes, Ed - Asst., 1983-84  
 O'Neal, Preston - Asst., 1986-93  
 Osteen, Dick - Asst., 1934  
 Palermo, John - Asst., 2010-11  
 Parsons, Myers - Asst., 1975-77  
 Patty, E. K. - Asst., 1949-55  
 Peck, Bill - Asst., 1969; HC, 1970-74  
 Peveto, Bradley Dale - Asst., 2003-04  
 Phillips, Jim - GA, 1974  
 Pippin, Randy - Asst., 1988-89  
 Pittman, Jack - GA, 1992-93  
 Pollard, Roger - GA, 2008-09  
 Polly, Mike - GA, 2007-2009  
 Powell, Hagan - Asst., 1936  
 Purvis, Ray - Asst., 1960  
 Reynolds, Francis - Asst., 1961  
 Ridings, Rob - GA, 1984; Asst., 1984  
 Riel, Francis - Asst., 1950-51  
 Roark, Eric - Asst., 1990-96  
 Robins, Alex - Asst., 1983-2005  
 Rodgers, Kacy - Asst., 1999-2001  
 Rolman, Buck - Asst., 1958-59  
 Romine, W. R. - Asst., 1941  
 Salyer, Wes - GA, 1996; Asst., 1997-98  
 Sanders, Joe - Asst., 1980-82  
 Mike Schultz - Asst., 2010  
 Scott, Andy - GA, 1995  
 Sells, Jack - Asst., 1987  
 Shackelford, Duke - Asst., 1979  
 Shelly, J.P. - GA, 2005-2007  
 Shipp, Ken - Asst., 1956  
 Short, Calvin - GA, 1966  
 Simmons, Willie - Asst., 2007-2011  
 Smitherman, Woody - Asst., 1939  
 Sorrell, Henry - Asst., 1972-73  
 Stephens, Jimmy Ray - Asst., 2006-2011  
 Stowe, Durwood - GA, 1949  
 Swanson, Mike - GA, 1977  
 Sweeney, Terry - Asst., 1963-67  
 Sypult, Jim - Asst., 1974-78  
 Tanne, Todd - Asst., 1994-96  
 Tate, Fred - Asst., 2002  
 Taylor, Marshall - Asst., 1977-78  
 Therrell, Dennis - Asst., 1985-86  
 Tomlinson, Alan - GA, 1990  
 Vinklerek, Ronnie - Asst., 2003  
 Wagner, Otis - Asst., 1972-74  
 Walker, Floyd - Asst., 1992-2005  
 Walls, Marcus - GA, 1999-2000  
 Watson, Jeff - GA, 1999-2000  
**Watts, Justin - Asst., 2006-**  
 West, Lou - Asst., 1981-82  
 Whaley, Gary - Asst., 1964-73  
 Wickline, Joe - Asst., 1999-2001  
 Williams, Tyler - GA, 2005-06  
 Windham, Joe - GA, 1961  
 Wise, Bill - GA, 1969  
 Wood, Chuck - Asst., 1981  
 Wood, Toby - GA, 1967-68  
 Woodford, Mike - Asst., 1985; 1999-2000  
 Wright, Gary - GA, 1971

**A**

Howard Alsop (2001)  
Max Arnold (1994)  
Greg Artis (2001)  
Ralph Askins (1984)  
Keith Atchley (1986)

**B**

Elmer "Moody" Bain (1982)  
Miles "Moe" Baskin (1992)  
Mary Beasley (1984)  
Jerry Beck (2008)  
Raymond Bonner (2011)  
Buck Bouldin (2009)  
John Bragg (1993)  
Buford "Mudcat" Brewer (2011)  
Jacqui Brown (2011)  
Willie Brown (1979)  
Ed Bunio (2010)  
Bill Burkett (1996)

**C**

Mike Caldwell (2012)  
George Camp (2003)  
Joe Campbell (2008)  
George Claxton (1995)  
Julian Crocker (1991)  
Greg Cunningham (2007)

**D**

Jack Deere (1985)  
John DoDoo (2008)  
James "Boots" Donnelly (1993)  
George Dykes (1987)

**E**

Jimmy Earle (1980)  
Dr. Kenneth Ezell (1981)

**F**

Frank Faulkinberry (1977)  
Sheik Faye (2009)  
Johnny "Red" Floyd (1979)  
George Frost (1996)


**G**

Ken Gerhart (2002)  
Larry Gilbert (1994)  
Paul Goebel (2008)  
Charlie Greer (1983)  
Don Griffin (1998)  
Harry Gupton (2012)

**H**

Henry Hackman (1978)  
Monte Hale, Sr. (1981)  
Vince Hall (2006)  
James "Jaybird" Hamblen (1991)  
John Hambrick (1995)  
Charles Harmening (2009)


**2012 Inductees**



■ Mike Caldwell



■ Harry Gupton



■ Jayhawk Owens



■ Tawanya Mucker Wilson



■ Diane Turnham

Dean Hayes (1982)  
Joe Black Hayes (1997)  
Tommy Haynes (1988)  
Gary Head (1999)  
Vernon "Buck" Hindman (1980)  
Kelly Holcomb (2008)  
Charlie Holt, Sr. (1989)  
Jerry Hurst (1988)

**J**

Jimmy Jackson (1994)  
Joe B. Jackson (2004)  
Dr. O. Tom Johns (2002)  
Dwight Johnson (2010)  
Gerald "Mama" Johnson (1989)  
Horace Jones (1976)

**K**

Emmett Kennon (1997)  
Charlie Kerr (1981)

**M**

Elmer "Molly" Malone (1982)  
Clark Maples (2003)  
Bill Martin (2004)  
Steve McAdoo (2009)  
Barry McClure (1996)  
G.E. McCormack (1995)  
Jennifer McFall (1999)

Roland McGhee (2005)  
Roxie McHenry (1999)  
Gene McIntire (1993)  
Charles W. Miller (1992)  
Dennis Mix (2005)  
Danny Moore (2009)  
Johnny Moore (2001)  
Mike Moore (2007)  
Teddy Morris (1976)  
Charles M. "Bubber" Murphy (1976)

**N**

Fred Niemeyer (2010)  
Joe Nunley (1985)

**O**

Brian Oldfield (2000)  
Ray Oldham (1983)  
John Richard "Dick" Osteen (1990)  
Herbert Owenby (2003)  
Jayhawk Owens (2012)

**P**

Dr. E.K. Patty (1977)  
Steve Peterson (2010)  
Homer Pittard (1985)  
Kelly Potter (2011)  
John Price (1984)

J.B. Procter (1992)  
Ray Purvis (1978)

**R**

Dave Richardson (2010)  
Dionne Rose (2006)  
Maxie Runion (1977)

**S**

Charles Sarver (1987)  
Kola Sharpe (1978)  
Dale Short (2000)  
Tim Sisneros (2005)  
Gene Sloan (1989)  
Reese Smith (1986)  
Stephen B. Smith (2004)  
Woodrow Smitherman (1986)  
Cromer Smotherman (1990)  
Leonard Staggs (2002)  
John Stanford (1987)  
Larry Stewart (2007)  
Dwight Stone (1998)  
Dr. Hubert Swann (1988)  
Terry Sweeney (2011)

**T**

Chuck Taylor (1985)  
Claude "Sleepy" Taylor (2000)  
B.H. Thompson (1980)  
Ken Trickey (1991)  
Diane Turnham (2012)

**V**

Vic Varallo (1983)  
Kenneth Victory (1990)

**W**

Billy Walker (1998)  
Kim Webb (1997)  
Tawanya Mucker Wilson (2012)

**Y**

Jack Yearwood (2006)  
Bobby Young (1979)

**BLUE RAIDER HALL OF FAME FACTS**

Started: 1976

First Inductees: Charles M. "Bubber" Murphy, Teddy Morris, Horace Jones

Purpose: To identify and honor in a permanent manner those individuals who have achieved excellence in athletics at Middle Tennessee and those others who have contributed to the advancement of athletics at the University by their support in time or resources or both.

Eligibility: 1) Individuals who shall be designated as eligible for Hall of Fame honors shall be limited to those generally referred to as Alumni Varsity Club members or for others who may have earned at least one letter in organized athletic competition since the establishment of the institution, or those who

2) have achieved excellence in athletics at the University and who have been officially disassociated as a student for a period of at least ten (10) years;

OR

3) have advanced and enhanced the concept of athletics at the University through their talents as coaches;

OR

4) have contributed in a substantial and unusual way to the advancement of athletics at the University, or who may be classed as nonathletes or coaches, and who may or may not have matriculated at the University.

## ■ THE MASCOT

In Greek mythology, the winged horse possessed superior cunning and speed. The thundering horse of the gods was entrusted to carry awesome lightning bolts and could only be harnessed by a noble being with a pure heart. Character, talent, and strength were required to mount and ride the fabled winged horse.

Today, this winged horse is a fitting symbol of a university that has earned its wings and excels in many academic arenas, including historic preservation, teacher training, aerospace, political science, horse science, and recording industry. But the winged horse is more than a symbol

of physical accomplishment; it's also a symbol of character and the responsible wielding of power.

The challenge of all great universities and university athletic departments is to help student-athletes build character as well as strength. This winged horse, Lightning, is a symbol to Middle Tennessee students, athletes, and alumni of the soaring school spirit they experience at sporting events.

For its nobility and character, the winged horse was immortalized in the stars. Now, with breathtaking speed and thundering, unbridled power, Lightning strikes, forevermore, fear in the hearts of Blue Raider opponents and leads Middle Tennessee to victory!

## ■ BLUE RAIDERS

In the early days of athletics at Middle Tennessee State University, the teams were known by several nicknames. Among these were Teachers, Normalites, and Pedagogues.

In 1934, it was decided that the school needed a specific nickname. During football season that year, the Murfreesboro *Daily News Journal* held a contest to name the team.

The late Charles Sarver, then a Middle Tennessee football player and later principal at White County High

### MT Songs

#### Alma Mater

We sing thy praises,  
faithful guide of youth,  
Through all the ages affirmed and  
strong in truth.

Alma Mater, Middle Tennessee  
We proudly offer our hearts in loyalty.

#### Fight Song

Blue Raiders ride on to vic-t'ry  
Never failing in the fight  
Upholding honor and tradition  
Of the name that's held most high  
M-T-S-U marching onward  
This will be our battle cry  
For the one, true pride of the Blue  
M-T-S-U Raiders Ride!

### Other Traditions

#### Kickoff

On EVERY kickoff, the crowd starts to make lots of noise and when the ball is kicked everyone yells "Lightning" and when the ball is caught everyone yells "Strikes".

#### Blue/White Cheer

With two minutes to go in the 2nd quarter, the Blue/White Cheer will start. The home side starts with BLUE and the student side will respond with WHITE.

#### First Downs

Every time there is a Blue Raider first down, the Public Address announcer will announce "That's another Blue Raider ... and the crowd will yell 'First Down!'"



School in Sparta, Tenn., won the \$5 prize for his entry of "Blue Raiders." Sarver later indicated he had "borrowed" the nickname of the Colgate Red Raiders but substituted MTSU Blue for Colgate Red. Ever since then, Middle Tennessee athletic teams have been known as the Blue Raiders.

For a time, the "unofficial" mascot for the Blue Raiders was a costumed, cartoon-like dog that debuted in the 1980s. A reasonable facsimile of a bluetick hound, the affable character was dubbed "Ole Blue."

On January 17, 1998, the current mascot, "Lightning," was born. The mascot was unveiled at a basketball game in Murphy Center. The introduction of Lightning gave a new identity to the nickname Blue Raiders.

## ■ THE LOGO

The first official athletic logo was unveiled on January 17, 1998 after a committee worked nearly two years on the project. The logo that debuted was a picture of a winged horse which snorts lightning bolts between the nickname Blue Raiders and MTSU.



In time, Chris Brady of the Publications and Graphics Department continued to work on the logo to offer some variations. It was Brady who came up with the concept of the current logo that is recognized as the athletic department's primary logo today - a flying horse with a lightning bolt on top of a blue MT.



## ■ THE COLORS

During the early spring of 1912, President Jones appointed two faculty members and a student leader to bring to the faculty recommendations for school colors. The two faculty members were Jeannette Moore King and Tommie Reynolds, and the student leader was Q.M. Smith. They met in the east corner first floor room of the women's dormitory and after considerable discussion reached consensus on the two colors, blue and white. The committee pointed out in its report to the president that blue and white more nearly approximated the wearing apparel colors of the early Normal students and "school affiliation and spirit could be displayed in a more economical and practical manner." The committee further stated that school colors embodied in everyday apparel could be purchased across the counter in any general merchandise store. The 1913 football team carried the first blue and white motif.

## ■ RAIDER WALK

One of the newest traditions at MTSU is Raider Walk, which began in 2000. The team walks through Walnut Grove two hours before kickoff as fans, cheerleaders, and members of the band wish the Blue Raiders luck in their upcoming game. Head Coach Rick Stockstill also takes time to show his appreciation to the fans by saying a few words. The Raider Walk is designated by lightning bolts painted on the sidewalk where the players greet the fans.