


TYRONE CALICO



MIDDLE  
TENNESSEE

2002  
FOOTBALL

2001 Sun Belt Conference Champs



DWONE HICKS  
2002 HEISMAN  
TROPHY  
CANDIDATE


MEDIA  
GUIDE



2000  
and 2001  
Tennessee  
Sports  
Writers  
Association  
Coach of  
the Year



ANDY MCCOLLUM



BRANDON WESTBROOK



DAVID YUELL

# HICKS 4 HEISMAN



**For the latest on Middle Tennessee  
Running Back Dwone Hicks**

**[Hicks4Heisman.com](http://Hicks4Heisman.com)**

# GAMEDAY AT MT! IT'S MORE THAN FOOTBALL





# A Winning Tradition

**12 Conference  
Championships**




**Mike Moore**  
Runningback, '77

**1964 National  
Championship**



**17 Conference  
Players of the Year**

**1985 OVC Championship**



**1985 Blue Raiders**  
Undeclared Regular Season, Ranked #1

**184  
First Team  
All-Conference  
Honors**

**10  
Coach of the Year  
Honors**

**19 First Team  
All-Americans**

**Don Griffin**  
Free Safety, '85



**1960 Tangerine Bowl Champion**

# Floyd Stadium

## Home of the Blue Raiders

Johnny "Red" Floyd Stadium has become a place feared by Middle Tennessee's opponents. While every team in college football strives to have a home field advantage, few have attained this goal as well as the Blue Raiders. As a member of I-A, the Blue Raiders are 13-2 in their friendly confines and enter 2002 riding an 11-game win streak.

Sun Belt Conference opponents have not found what it takes to win at Floyd Stadium, either. Middle Tennessee is undefeated in SBC play heading into the 2002 season.

Since Horace Jones Field was first used in 1933, the Blue Raiders are a stellar 238-86-13 at home. This record also includes a 31-game home winning streak from 1987-1994 that was the longest in college football at the time.

Floyd Stadium has become synonymous with the success of Blue Raider Football, but the version of the stadium in place today has come a long way since the humble beginnings of the facility. Several renovation projects have shaped the stadium from a mediocre field to the top quality football facility it is today.


The story of Floyd Stadium begins in 1933 with the birth of Horace Jones Field. The site of Middle Tennessee's home turf consisted of a playing field and a few portable bleachers. This was the layout of the site until a major renovation took place in the late 1940s that gave Horace Jones Field a concrete grandstand structure.

The stadium remained the same until the first of a series of major renovations took place in 1960. The capacity of Floyd Stadium grew from 6,200 to 10,000 with new seating locations and the addition of a press area.

In 1968, the facility saw another major renovation. The construction more than doubled the seating capacity of the east grandstands, putting the capacity at approximately 14,000. In addition to the extra seating capacity, a new, larger press box was added to the west side of the stadium.

The face of Johnny "Red" Floyd Stadium changed again prior to the 1971 season. However, this change was not related to the grandstand infrastructure. The opening of Riverdale and Oakland high schools in Murfreesboro and the subsequent use of Floyd Stadium by these schools prompted Middle Tennessee to install artificial turf on Horace Jones Field. The first MT game played on the turf took place on Oct. 2, 1971, against Chattanooga. The Raiders did not disappoint, as they defeated the Mocs, 23-13.

Success at the I-AA level and a desire to



Johnny "Red" Floyd Stadium, one of the top collegiate football facilities in the region, has become quite the home field advantage for the Blue Raiders. Since moving to I-A in 1999, MT has a mark of 13-2 at Floyd and enters 2002 with 11 straight wins.

put the University into the national spotlight led to discussion of a move to NCAA Division I-A football. The qualifications for the move included an attendance average of 17,000 per game and a stadium that seats at least 30,000.

The move to NCAA Division I-A football was the catalyst for the most recent renovation to Floyd Stadium. On August 24, 1995, the University announced plans for a \$25 million renovation for Floyd Stadium, which was approved by the State Building Commission. After a lengthy bid process, ground was officially broken for the stadium in January of 1997 with Turner Construction handling the project.

Upon completion, the stadium featured 30,788 seats with only the east side grandstands remaining from the original structure. The old press box gave way to a five-story tower that included luxury suites on the third level, a large press area and a few suites on the fourth level, and a camera deck on the fifth level. The renovation also included the addition of more chair-

back seats as well as a club level.

In addition to the gameday facilities, the new stadium complex includes a gameday team meeting room, position meeting rooms, a 10,000 square-foot weight room for use by all Middle Tennessee teams, a new academic center for use by Blue Raider student-athletes, as well as access to the Murphy Athletic Center from the stadium by means of a new walkway. The current stadium also allows for further expansion to the structure that would allow for an increase of approximately 40,000 seats, putting the capacity over the 70,000 mark.

The first game in the renovated stadium took place on Sept. 5, 1998. The game, in which Middle Tennessee hosted local rival Tennessee State, drew a school and OVC record 27,568 fans. The attendance helped push Middle Tennessee over the top for its I-A qualifying attendance of 17,000 per game.

Floyd Stadium is not only the home of Blue Raider football, but the TSSAA uses the facility as well. The high school state championship game, the Blue Cross Bowl, has been played at Floyd Stadium the past two years.

During its existence, Floyd Stadium has been the site of many thrilling victories and a few heartbreaking defeats. It has taken many forms and is now poised to become one of the nation's most recognized college football venues.

### Attendance at Floyd

Since Becoming a I-A Member (1998 was qualifying year)

Year	G/Avg.
2001	5/17,857
2000	5/12,165
1999	5/12,472
1998	4/21,314

# Strength & Conditioning

*All we want ... is all you got*



One of the biggest changes in college athletics over the past few years has been the attitude toward strength and conditioning. Performing in the weight room has become just as important as on-the-field competition, and Middle Tennessee has one of the very best staffs in the nation and is committed to making student-athletes the best they can be.

It all happens in the Blue Raiders' new 10,000-plus square foot weight room facility located adjacent to the north end zone of Floyd Stadium for use by all Middle Tennessee student-athletes. The end result is a strength training area that rivals any in the country. The weight room has been described by many people as better than any in the immediate area, including SEC and Conference USA schools.

The facility, which opened in January of 1999, greets student-athletes with over 20,000 pounds of plates and dumbbells, but the sheer volume of weights is not the most impressive aspect of the room. It is equipped with nine full power racks, nine elevated platforms, and nine half-racks. The equipment list continues to grow from there. Hammer Strength equipment rounds out the room with five ground-base jammers, a dead lift, a leg press, a leg curl, and a leg extension. Other Hammer strength equipment in the facility includes a

bench press, a military press, a row machine, neck machine, pull-up, and pull-over.

An impressive array of dumbbells is also provided for the student-athletes' use. Two sets each of dumbbells ranging from five to 150 pounds are kept on racks around the room. Mirrors ring the walls of the room to help student-athletes ensure that they are using proper form throughout their workouts. Cardiovascular equipment, such as treadmills and stationary bikes, is also available in the facility.

Fringe benefits may also be found in the weight room. A television with cable and a state-of-the-art sound system has been installed for the enjoyment of the student-athletes. Two offices for the strength coaches are located in the room, along with restrooms and a small hospitality area. The weight room also provides direct access to the football stadium, gameday room, and individual meeting rooms. The gameday room is used not only by the Blue Raider football team on game days and for film breakdown, but press conferences, HPERs classes, and other functions are held in this space. The meeting room is fully equipped with high-tech audiovisual equipment to enhance the learning of students using the space.

This newest addition to the Blue Raider athletic facilities is the crown jewel for all Middle

Tennessee athletes.

The weight room is supervised by head strength and conditioning coach Matt Riley, football strength coach Robb Rogers, and assistants Darren Edgington and Cedric Walthaw.

Riley, a former Middle Tennessee football player, oversees the entire operation and was responsible for the design and layout of the facility. Following his graduation from Middle Tennessee in 1988, Riley was the head strength and conditioning coach at Tennessee Tech in 1989 and 1990 before taking over the same role at Southern Miss in 1991 and 1992.

Rogers, the National Strength Coach of the Year in 1996, is in his fourth season with the Blue Raiders. Rogers, who is the coordinator for all football strength and conditioning programs, came to Middle Tennessee after serving as the head strength trainer for the St. Louis Blues of the NHL.

Along with strength training, Rogers is widely known for speed development and injury prevention.

Every member of the staff is highly respected and very knowledgeable in the field, which is a big reason Middle Tennessee athletes are in better shape today than in years past.





**Strength Staff (l-r): Rogers, Edgington, Riley, Walthaw, and Jake Rayburn.**

# ALL-TIME BESTS

*Records are for I-A era only.*

**Top Bench Press**  
1. Kevin Pascoe, OL ..... 440

**Top Safety Squat**  
1. Jason Spray, FB ..... 835

**Top Power Clean**  
1. Tyrone Calico, WR ..... 357.5

**Top 40 Time**  
1. Hansford Johnson, WR ..... 4.34

**Top Vertical Jump**  
1. Isaiah Brown, LB ..... 42.0



**Head Football Strength Coach Robb Rogers**




**Strength Coach Matt Riley**



**Assistant Darren Edgington**



**Assistant Cedric Walthaw**



**Robb Rogers stretches a player prior to a game last season.**

## TESTING RESULTS

*Tests were done in April following spring drills*


**Top Bench Press**  
1. Kevin Pascoe, OL ..... 440  
2. Charlie Myles, LB ..... 405  
3. Joey Montalbano, LB ..... 405  
4. Jonathan Barry, OL ..... 400  
5. Dwone Hicks, RB ..... 395

**Top Safety Squat**  
1. Joe Moos, C ..... 820  
2. Jonathan Barry, OL ..... 755  
3. Dominic Jones, DE ..... 750  
4. Reshard Lee, RB ..... 750  
5. Joey Montalbano, LB ..... 740

**Top Power Clean**  
1. Tyrone Calico, WR ..... 357.5  
2. Joe Moos, C ..... 341  
3. Joey Montalbano, LB ..... 330  
4. Kevin Pascoe, OL ..... 319  
5. Dwone Hicks, RB ..... 308

**Top 40 Times**  
1. Tyrone Calico, WR ..... 4.38  
2. Don Calloway, RB ..... 4.46  
3. Brandon Curry, DB ..... 4.48  
4. Kerry Wright, WR ..... 4.48  
5. Robert Billings, P ..... 4.52

**Top Vertical Jump**  
1. Reggie Jones, WR ..... 41.0  
2. Tyrone Calico, WR ..... 38.0  
3. Kerry Wright, WR ..... 38.0  
4. Alex Weaver, DB ..... 35.5  
5. Brandon Lynch, LB ..... 35.0



**“The importance and value of strength and conditioning is a major key to a winning program. We are very fortunate to have the facilities we do and a director like Robb Rogers running the program.”**

**- Andy McCollum**

# Blue Dawn

## A Test of Your Mental Toughness

Middle Tennessee's football season doesn't begin in August. It starts at Blue Dawn.

Even before sunshine cracks the dim, mid-February Murfreesboro sky, the sharp hum of florescent light floods the Murphy Center as the Blue Raiders validate what it takes to be a champion.

When it comes to winning at the highest level, head coach Andy McCollum makes no excuses. "There are a lot of things we cannot control in football," he admits, "but working hard is, and we will definitely be the best in that phase of the game."

Blue Dawn is a nine-day test of agility, speed, quickness, and most importantly-mental toughness. It's the quintessence of hard work. And because it begins each morning at 5:45, it's no place for pretenders.

"Everything that we do is at a high sense of urgency," stresses McCollum, now in his fourth year as Middle Tennessee head coach. "We find out who the mentally tough kids are in Blue Dawn before we go into spring practice."

Producing necessary

toughness, says head strength coach Robb Rogers, has become a greater challenge in recent years.

"In the past, you could create toughness a lot of different ways," he explains. "You could hit a lot in spring, but you can't do that now because you don't have enough players anymore. There was a time when we had players' dorms, and you could put them on curfew or go get them up early.


But now the players are all spread out and mainstreamed in the college setting. One of the few remaining ways to create toughness and discipline is scheduling."

Besides being clear of class conflicts, Rogers points out the obvious boost the early meeting time gives to building discipline. "You're nervous the night before, and it's hard to sleep during Blue Dawn. You wake up and look at the alarm two or three times, and the coaches do it too because we don't want to be late."

Once 5:45 a.m. rolls around, the team stretches together before being divided up into positional groups for the most extreme tour Murphy Center offers. Nine different stations cover the arena floor and track level, giving players a 50-minute workout that stretches them to their limits.

"We do two-point drills, bag drills, mat drills, hoop drills, all kinds of drills," McCollum itemizes, vouching for the players' effort. "I feel like that

when they finish they know they've out-worked everybody in the country, and," he




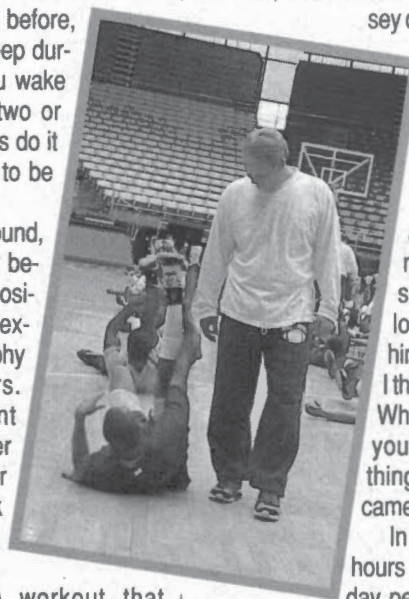
adds, "we're not a good enough football team to not outwork everybody in the off-season."

To underscore the importance of urgency and attitude, a player who doesn't complete a drill or is caught loafing during the workout has a penalty run waiting for him at the end of the workout, and could even be put into a red jersey during the following Blue Dawn.

When a player mistakenly assumes he's been performing at a high level, Coach Rogers simply slips in a video tape of the morning's Blue Dawn session. "There, just look at it," Rogers tells him. "The guy says, 'wow, I thought I was going hard.' What you think and what you do are two different things," he reveals. "The camera doesn't lie."


In what amounts to nine hours of work over the nine-day period, enormous results are swift to materialize. "You'll see a guy that doesn't know how to go hard," Rogers says brightly, "start to go harder and harder and then look like everybody else."

With Blue Dawn, McCollum and his staff do all they can to get inside the players' heads. "Everything we do is about attitude," he concludes. "It makes a difference when a kid understands that he can do more than what he thinks he can do. It's a mentality."



# Pro Timing Day

*A Step Toward the Next Level*



**“Our job is to continue recruiting players who want to further their education and have dreams and goals of playing at the next level. It’s exciting to see the increased involvement by the professional teams with our program. Pro Timing Day has become a big event at Middle Tennessee.”**

**- Andy McCollum**




**With the immediate success Middle Tennessee has had at the I-A level, a lot of changes have taken place. Pro Timing Day, for one, has garnered increased attention each year under Andy McCollum by the NFL Scouts and the local media.**

# Players in the Pros



**QB Kelly Holcomb**



**OL Barry Hall**

## NFL DRAFT SELECTIONS

**2002**  
**Player** Kendall Newson (Jacksonville) **Pos.** WR **RD** 7 **Pick** 222

**1999**  
**Player** Sulecio Sanford (Chicago) **Pos.** WR **RD** 7 **Pick** 221

**1998**  
**Player** Jonathan Quinn (Jacksonville) **Pos.** QB **RD** 3 **Pick** 86

**1993**  
**Player** Mike Caldwell (Cleveland) **Pos.** LB **RD** 3 **Pick** 83  
 Walter Dunson (San Diego) **Pos.** WR **RD** 5 **Pick** 134

**1992**  
**Player** Joe Campbell (Houston) **Pos.** RB **RD** 6 **Pick** 144

**1991**  
**Player** Marty Carter (Tampa Bay) **Pos.** DB **RD** 8 **Pick** 207

**1987**  
**Player** Tony Burse (Seattle) **Pos.** RB **RD** 12 **Pick** 324

**1986**  
**Player** Don Griffin (San Francisco) **Pos.** DB **RD** 6 **Pick** 162

**1983**  
**Player** James Griffin (Cincinnati) **Pos.** DB **RD** 7 **Pick** 193

**1973**  
**Player** Ray Oldham (Baltimore) **Pos.** DB **RD** 8 **Pick** 189

**Barry Hall** OL Tennessee 2001-  
**Kelly Holcomb** QB Indianapolis 1997-2000  
 Cleveland 2001-  
**David Little** TE Kansas City 1984  
 Philadelphia 1985-90  
**Kendall Newson** WR Jacksonville 2002-  
**Ray Oldham** DB Baltimore 1973-77

## NFL

Player	Pos.	Team(s)	Years
Tony Burse	FB	Seattle Miami	1987-88 1988
Mike Caldwell	LB	Cleveland/ Baltimore Arizona Philadelphia Chicago	1993-96 1997 1998-2001 2002-
Joe Campbell	RB	Houston Hamilton (CFL) Nashville (AFL)	1992-93 1994-95 1997-98
Marty Carter	DB	Tampa Bay Chicago Atlanta Detroit	1991-94 1995-98 1999-2001 2001
Bill Cherry	C	Green Bay	1986-88
Gerry DeLucca		Philadelphia Boston Patriots Buffalo N.E. Patriots	1959 1960-61 1962 1963-64
Walter Dunson	WR	San Diego	1993-94
Don Griffin	DB	San Francisco Cleveland Philadelphia	1986-93 1994-95 1996-97
James Griffin	DB	Cincinnati Detroit	1983-85 1986-89

		Pittsburgh	1978
		New York Giants	1979
		Detroit	1980-82
<b>Jonathan Quinn</b>	QB	Jacksonville Kansas City	1998-2001 2002-
Jamie Redmond	DB	Denver	1994
<b>Sulecio Sanford</b>	WR	Chicago Bears Miami	1999-2001 2002-
Dwight Stone	WR	Pittsburgh Carolina NY Jets	1987-94 1995-98 1999-2000
Kenny Tippins	LB	Dallas Atlanta	1989 1990-96

## CFL

Player	Pos.	Team(s)	Years
Steve McAdoo	OT	Shreveport	1994-95
Vincent Parks	SE	Ottawa	1994-95

## Arena League

Player	Team(s)	League
Jykine Bradley	Roanoke Steam	AF2
Wes Counts	Tenn. Valley Vipers	AF2
Anthony Hicks	Toronto Phantoms	Arena
Mario Kelso	Roanoke Steam	AF2
Matt Norwood	Dallas Desperados	Arena
Wes Stephens	Tenn. Valley Vipers	AF2



# 1st Team All-Americans



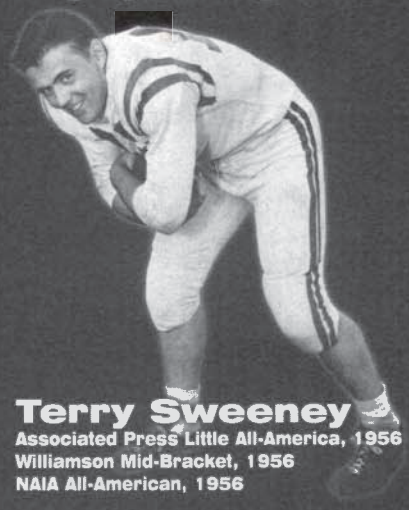
**Jackie Pope**  
Associated Press Little All-American, 1962




**Kelly Potter**  
Kodak AFCA, 1984



**Don Thomas**  
Associated Press, 1988




**Terry Sweeney**  
Associated Press Little All-America, 1956  
Williamson Mid-Bracket, 1956  
NAIA All-American, 1956



**Jimbo Pearson**  
Associated Press Little All-American, 1964

**Joe Campbell**  
Associated Press, 1990  
Kodak AFCA, 1990 & 1991  
Walter Camp, 1990  
Sports Network, 1990



**Steve McAdoo**  
Associated Press, 1991 & 1992  
Kodak AFCA, 1991 & 1992

**Charles Lyons**  
Associated Press Little All-America, 1950



**Ralph Massey**  
Williamson Mid-Bracket, 1957



**Don Griffin**  
Kodak AFCA, 1985



**Maxie Runion**  
Associated Press Little All-America, 1950



**Jimmy McCamey**  
Sports Network, 1989



**Max Arnold**  
Associated Press Little All-America, 1950



**Keith Atchley**  
Associated Press Little All-American, 1965



**Pat Hicks**  
Kodak AFCA, 1993



**George Dykes**  
Associated Press Little All-America, 1963  
Williamson Mid-Bracket, 1963



**Roger Carroll**  
Kodak AFCA, 1993




**G.E. McCormack**  
NAIA All-American, 1957




**Nathaniel Claybrooks**  
Kodak AFCA, 1995  
Associated Press, 1995

# Locker Room



you are in Blue Raider country. The carpet is Blue Raider blue and has the MT logo woven into the carpet. All along the walls are signs with inspirational messages. "Fear no opponent. Respect every opponent." "Strength comes from a TEAM attitude, a WE attitude, not a me attitude." "Failing to prepare, is preparing to fail." "Practice winning every-day."

The new locker room nearly doubles in size from the previous area



and includes a players lounge complete with leather couches and chairs, four televisions, and sound system.

"It's a lot nicer, the lockers are a lot bigger," comments Michael McGrady, who is the equipment manager at MT.

Setting the locker room off are 120 solid oak lockers that stand eight feet tall and have each player's name engraved on a blue plate. The lockers house the players' shoulder pads, helmet, game-day attire, personal belongings, and other items.

The facility was also carefully designed so head coach Andy McCollum could have eye contact with 95 percent of the team at one time.

Coaches can also communicate with players by utilizing the dry-erase boards that are strategically positioned throughout the facility.

Along with the players area, the coaches dressing facility has also been upgraded. The new coaches locker room has doubled in size, has new showers, a lounge area, and 19 new wooden lockers.


Since the Blue Raiders made the move from Division I-AA to I-A in 1999, not only did the team make a jump, but the athletic facilities received a facelift as well. The new state-of-the-art locker room is a testament to that as it rivals any other locker room facility in the country.

The new locker room is obviously a luxury all the players can use and enjoy. The importance does not stop with the current players, but continues in the battle of recruiting. Head Coach Andy McCollum explains, "When you bring kids here to walk through these new facilities, they see how committed we are to the program. I believe that if you go to any other school in the conference, they're not going to have anything as nice as we've got here. This is a big selling point for us. And the kids that are here now can take a lot of pride in this."

Olympian Construction Company completed the renovation process in August of 2001. Boots Donnelly, MT athletics director, commented on their effort. "They were an absolute dream to work with. I've been involved with a lot of projects over the years, and they were the best I've ever dealt


with. Their main concern was making us happy and they performed better than could be expected."

From the moment you walk in, you know



# Training Facility

Ask any football staff in the country and you will get the same response: Training facilities are key to the success of any football program.



Middle Tennessee has one of the finest training facilities in the country. The training room was part of a \$1 million facility upgrade project that was completed in August of 2001.

When recruits come to Middle Tennessee, they are shown a state of the art training facility. Head trainer Bobby Barlow comments, "When kids come here they want to get an education, play football, and stay healthy. When they are here, they find at MT we have a first-class facility to keep them healthy. They realize healthcare is an important issue in their lives."

The new training room, which triples in size from the old one, is something the Blue Raiders have needed for quite some time. The training area contains a complete rehab

center, as well as new equipment, two new full size whirlpools, two extremity tanks (hot and cold), a special dressing area for athletes, and a private office for the Blue Raiders' team doctor. It also contains the latest stimulation unit, all new treatment and taping tables, and various storage areas.

All the equipment in the training room is top of the line. Athletes can utilize the full stride treadmill, an exercise bike, as well as an orthotics production area. Athletes will not have to wait in line for treatment, as there are nine taping

stations, five state-of-the-art muscle stimulant machines, four ultrasound units, and brand new rehabilitation tables which contain elevation mechanisms.

Healthcare is a top priority for a student-athlete. The training room is equipped with other resources besides physical ones. A student computer access center is available so students can learn about particular injuries and how to treat them. There is also a library with athletic resources.

Along with the equipment, the facility also has a fully stocked physician's exam room that can resolve any minor issues an athlete may have without having to take more time-consuming measures.

The facility houses offices for the head trainer Barlow, as well as offices for assistants Kevin Parker and Dara Trotter, and one for graduate assistants.

"What these new facilities do show," says MT Athletics Director Boots Donnelly, "is a commitment by Middle Tennessee to its student-athletes.



Head Trainer  
Bobby Barlow




Assistant Trainer  
Kevin Parker



Assistant Trainer  
Dara Trotter




GA/Football  
Sara Crosby



We want our athletes to have a good experience here. These facilities are places where they will be spending a lot of time and we want our athletes to have every possible advantage."


**"Our training facility is first class and another step in showing how committed we are to our student-athletes. "**

**- Andy McCollum**



# Scarlett Commons

*Where the Blue Raiders Call Home*



"It was really easy to move in because all the furniture was already provided, my parents really loved that aspect."

Students living in Scarlett Commons have their own parking lot restricted to Scarlett residents assuring them a safe spot in front of their building 24 hours a day.

Each building has an assigned resident assistant on the first floor. These are student staff members who have the responsibility of helping residents with any difficulties they might have, as well as helping to get all the residents involved in activities across campus.

"We strive to make living at Scarlett Commons an experience where students learn about living on their own and the social skills needed to interact with diverse people in their personal and professional life," said Eric Light, Area Coordinator.

---

**"Living at Scarlett has been a lot of fun, the apartments are nearly brand new and I love having my own room," said senior David Youell. "It was really easy to move in because all the furniture was already provided, my parents really loved that aspect."**

---

For more information on Scarlett Commons and other on-campus housing, please access [www.mtsu.edu/~housing/](http://www.mtsu.edu/~housing/)

mere phone call away to the 24-hour reception and service desk located in the clubhouse.

Residents also enjoy the ease of using the Raider Xpress, the university's shuttle busses, to make every class on time. The Red shuttle makes stops in front of the clubhouse every 15-20 minutes and is a comfortable way to ride to the door of every major building on campus.


"Living at Scarlett has been a lot of fun, the apartments are nearly brand new and I love having my own room," said senior David Youell.

Many of Middle Tennessee's hard working student-athletes call the newest housing development on campus their home away from home. Scarlett Commons, one of the premiere living arrangements at any university in the region, was open to students in the fall of 1999 and provides apartment-style living with the convenience of staying on-campus.

Nine three-story towers with 12 apartments each and a useful clubhouse make up the Scarlett complex. Each apartment contains four private bedrooms, connected by two private bathrooms, full kitchen and a comfortable living room.

No need to purchase or move furniture from home, each apartment is fully furnished. The kitchen includes a table and four chairs, microwave, refrigerator, stove and oven. The living area includes a sofa, lounge chair, and television stand. Each bedroom is furnished with a bed, dresser, closet, nightstand, and desk with a hutch. Scarlett Commons even provides the mini-blinds for the windows. Each apartment also includes cable and phone lines in the living room, and data lines with access to the Internet for personal computers in each bedroom.

The Scarlett Commons clubhouse creates a real sense of community with its recreation/meeting rooms, fireplace, big screen TV, and laundry room. Any maintenance issues are a



# Dining Facilities

*Where the Blue Raiders Eat*



**Highlighting the campus dining facilities is the Cyber Café, which allows students to check their email or surf the World Wide Web while dining.**

Middle Tennessee offers five different on-campus dining areas with the most popular being the KUC Grill and the Cyber Café.

The KUC is located in the center of campus and is a major intersection for student activities. The Grill is located on the second floor and features Pizza Hut, Starbucks, Grille Works, Salad Garden, Chick-Fil-A, and Freshens (Desserts and Smoothies). Recently televisions were added around the eating areas, broadcasting the national College News Network. The network runs news spots and videos to add to the dining enjoyment. The KUC Grill is open from 6:30 a.m. to 6:30 p.m. Monday - Thursday and is open to 5 p.m. on Fridays.

The Cyber Café is the first of its kind in a Tennessee Board of Regents system, offering a futuristic and efficient way for students to dine. Students are able to eat and e-mail or search the Web at the same time on eight computers with access to the World Wide Web.

Gyros, Burger King, and Taco Bell serve students until 10 p.m. during the week and 7 p.m. on Fridays. Six 32-inch televisions suspended from the ceiling also catch students up on events around the world

from CNN to ESPN and local news. Sofas and armchairs also make the Cyber Café a great place to relax in-between classes while grabbing coffee or Ben and Jerry's ice cream.

The café also features a wide array of items traditionally found in convenience stores.

Get your day off to a good start with biscuits and gravy and an omelet from the McCallie Dining located in Corlew Hall. This a favorite spot with many of Middle Tennessee's student-athletes because of the fun atmosphere and all-you-can-eat dining selections. Football players to members of the tennis team get a chance to relax and socialize amongst each other while feasting on subs, pizza, grill works, fresh-made pasta, and a salad bar.

Thursday nights in McCallie are theme inspired. From tastes of the bayou on Cajun night to a feast of egg rolls and fried rice on a far east McCallie adventure. No matter what is served, the fellowship among all athletes and students is sure to be enjoyed.

A great spot for lunch is the James Union Building. Students can enjoy foods from Subway, pizza, and pasta, Sweet Things, Salad Bar and Café Features.

Not to worry if your schedule has you on the go, Aramark has your grab-n-go snack favorites located conveniently in the Mass Communication and Business and Aerospace buildings.



**There are five different locations on campus to grab a complete and nutritious meal. Athletes have the opportunity to eat off a complete salad bar, grab fresh pasta, or simply pick up a pizza or burger.**

# The University

## *Expect the Best at Middle Tennessee*

Founded on September 11, 1911, Middle Tennessee State University is the oldest, largest, and fastest-growing public university in central Tennessee. For the past five years, MTSU has been the number one college choice of mid-state high school valedictorians and salutatorians in an independent survey.

The University has a long history of and commitment to educating middle Tennesseans. With a current enrollment of about 20,000 students, MTSU educates more people in this region than any other school. More than 90 percent of the student body are Tennessee residents, and the majority remain in middle Tennessee after graduation. Of almost 70,000 alumni, approximately 77 percent live in Tennessee.

During 90 years of existence, the University has seen some remarkable changes, growing from a 100-acre campus with 125 students and 19 faculty to a 500-acre campus with more than 750 faculty members.

A comprehensive university, MTSU offers more than 140 undergraduate programs in its five colleges—Basic and Applied Sciences, Business, Education and Behavioral Science, Liberal Arts, and Mass Communication—and some 65 graduate programs, including doctoral degrees.

Middle Tennessee State University has developed a comprehensive institution-wide Academic Master Plan that will implement 20-plus strategies to continue moving the University forward during the 21st century. An important component of the Academic Master Plan was the establishment of an Honors College, which was approved by the Tennessee Board of Regents and became a reality in Fall 1998.

The University's progress and forward momentum are clearly evidenced by the ongoing capital projects on campus. The four-story University Library opened for student use in January 1999. A new approach to on-campus living, Scarlett Commons opened in Fall 1999,



**The James E. Walker Library has over 800,000 volumes and 250,000 square feet of space.**

and the Greek Row Project was completed for the Spring 2000 semester. The Quadrangle, a new gathering spot connecting the library, Business and Aerospace Building and Bragg Mass Communications Building, formally opened in April. Over \$200 million in construction projects were completed during the past ten years.

A teachers college in its earliest days, MTSU still educates more teachers than any other school in Tennessee. The University also has one of the largest recording industry programs in the nation; strong programs in business, aerospace, and agriscience; and a nationally recognized graduate program in public history. Among MTSU's graduates are a

Nobel Laureate; National Teacher of the Year; U.S. Senator; U.S. Congress members; state legislators; scientists; artists; engineers; and Grammy, Emmy, and Peabody award winners. A May 2000 music graduate, Alysa Cannon, holds the distinction of being the first MTSU student to participate in the Fulbright Scholar Program; she completed a year of research and study in Spain.

Academic programs are enriched through the establishment of chairs dedicated to the support of particular disciplines. Funded by gifts to the University Foundation, the Martin Chair of Insurance and the Weatherford Chair of Finance are administered through the Economics and Finance Department. MTSU houses nine Chairs of Excellence, established with a combination of private, university, and state funds. They are The Jennings A. Jones Chair in Free Enterprise, The Jennings and Rebecca Jones Chair in Urban and Regional Planning, The John Seigenthaler Chair in First Amendment Studies, The Dr. Carl Adams Chair in Health Care Services, The National HealthCare Chair in Nursing, The Robert E. and Georgiana West Russell Chair in Manu-



## FAMOUS ALUMS

Andy Adams ('68, '71)  
 Founder of National HealthCare Corp.

John Bragg ('40)  
 Former State Representative

James M. Buchanan, Ph.D. ('41)  
 1986 Nobel Laureate in Economic Sciences

George S. Clinton ('69)  
 Composer and musician

Bart Dodson ('88)  
 8 Gold Medals in 1992 Paralympics

Pete Fisher ('87)  
 Manages the Grand Ole Opry

Rep. Bart Gordon ('71)  
 U.S. Congressman

Albert Gore, Sr. ('32)  
 Former U.S. Senator

Brian Oldfield ('71)  
 Track and Field Olympian

Billy Pittard  
 Designs film and TV credits; Emmy winner

Randy Wachtler ('82)  
 Owner of 615 Music Prod.; Emmy winner

Terry Weeks ('72, '74)  
 1988 National Teacher of the Year

Andy Womack ('70)  
 Former State Senator

Karla Winfrey ('82)  
 TV Journalist

Pam Wright ('73)  
 President and CEO of Wright Travel

facturing Excellence, The Katherine Davis Murfree Chair in Dyslexic Studies, The John C. Miller Chair in Equine Reproductive Physiology, and The Mary E. Miller Chair in Equine Health.

MTSU is also the site of two Centers of Excellence established by the Tennessee General Assembly—The Center for Historic Preservation and The Center for Popular Music. Another boon to scholars is the Albert Gores Research Center, a repository of manuscripts and other materials.



The Business and Aerospace Building.

# Did You Know ...

59% of the students at Middle Tennessee receive financial aid totaling over \$8 million dollars

70% of students come from a 17-county radius

There are over 150 registered student organizations

Middle Tennessee was the 2nd school in the nation to participate in "Up Til Dawn", a fundraiser for St. Jude Children's Hospital. Last year they raised nearly \$30,000, the goal for 2002 is 40,000

The MTSU Recreational Center offers 'Outdoor Pursuits' adventure trips for students which include chances to backpack, cave, canoe, kayak, mountain bike, ski, raft, and much more.

MTSU offers 54 majors at the graduate level, 5 doctoral tracks, 37 grad-level minors

Of students receiving bachelor's degrees, 58% are female, 42% are male. Masters, 64% female, 36% male. Doctoral, 29% female, 71% male

1,300 members make up 27 fraternities and sororities on campus who contribute more than 20,000 hours of community service each year.

The MTSU career placement center receives over 8,500 career opportunities each year

The aerospace program recently accepted a gift from Federal Express in the form of a 727-100 jet plane. The plane will be used as a teaching tool and will not be flown again.


Middle Tennessee has over 70,000 alums and 25,000 live in Davidson and Rutherford Co. combined

For the third straight year, Al Gore will be teaching a class on "community building" when the fall 2002 session begins in August.

## University's Top Ten List

1. Number one choice of midstate valedictorians and salutatorians for five straight years
2. MTSU has become a destination of choice—75 percent of last year's freshman class made the university their first choice
3. Graduates excel at the highest levels and include Nobel Prize winner James McGill Buchanan ('40) and the late U.S. Senator Albert Gore Sr.
4. Blue Raiders compete in Division I-A in the Sun Belt Conference for all sports
5. More than 150 organizations for students, including an active Greek system
6. Honors College—first in state—provides select academic atmosphere within large university
7. Economic impact on region is well over \$250 million. Students spend an estimated \$60 million in local economy; a quarter of a million visitors generate an additional \$12 million
8. Nationally recognized programs in Aerospace, Recording Industry, and Concrete Industry Management
9. Jennings A. Jones College of Business is one of largest in nation with 3,000 majors and approximately 400 students in the M.B.A. program
10. Safe, friendly environment and a diverse student body (54 percent female, 13 percent minority, and incorporates students from 80 countries)

# Athletic



**Floyd Stadium**




**Football  
Locker Room**



**Training Room**



**Strength and  
Conditioning  
Center**



**Murphy Athletic Center**  
Basketball, Volleyball, and Indoor Track

# Facilities

**Reese Smith Field**




**Baseball Locker Room**



**Baseball Clubhouse**



**Outdoor Track**  
Outdoor Track and Soccer Facility



**Buck Bouldin Tennis Center**

# Academic Center

## Achievement in Classroom is Top Priority



**Director**  
Jeanne Massaquoi



**Asst. Director**  
Wynnifred Counts

The Student-Athlete Enhancement Center at Middle Tennessee houses the academic support system and the B.R.A.S.S. Life Skills Program for all 17 Division I-A sports. The Center is housed at Johnny "Red" Floyd Football Stadium on Raider Drive.

The new facility opened its doors on January 4, 1999, to the delight of student-athletes, coaches, and administrators.

Blue Raider student-athletes can take advantage of the library-like atmosphere as they report for their required study hall hours under the watchful eyes of the director, Jeanne Massaquoi, and the assistant director and coordinator of B.R.A.S.S., Wynnifred Counts.

The Center consists of administrative offices, fully equipped individual and group tutor rooms, a computer center and spacious study carrels equipped with task lighting. Services provided by the center include help with registration and pre-registration, help with study skills, and updates on NCAA legislation.

In an effort to accommodate the student-athlete's busy schedules, the center is open from 7:00 a.m. until 10:30 p.m. Monday-Thurs-

day and from 7:00 a.m. until 2:00 p.m. on Friday. The Center uses an innovative time-clock system activated by the student's ID card for daily and weekly reports. Tutors in various subjects are scheduled in the tutoring rooms throughout all hours of operation and all tutoring takes place only at the center.


In addition to providing the academic support needed to be successful in the classroom, the Center is committed to meeting the needs of student-athletes in life skills development through the very popular B.R.A.S.S. Program. MT's Life Skills Program has the acronym "BRASS", which means Blue Raider Athlete Skills for Success.

As coordinator, Mrs. Counts is dedicated to helping prepare student-athletes for life after college. Blue Raiders volunteer, when possible, to help teachers and students at elementary and middle schools throughout Rutherford County during the academic year.

In the spring of each year, Special Olympics at MT uses Blue Raider student-athletes to run each event. Career night, and substance and alcohol abuses seminars are yearly, well-attended events. Social events such as the Fall Welcome Back Picnic and the Spring Student-Athlete Ball are eagerly anticipated as the only times during the year when all student-athletes can be together.

"We are very grateful for the cooperation we receive from our supervising office, Academic Affairs, from the Athletic Department, and from the faculty and staff throughout the MT community," said Massaquoi. "The success of the Center depends on this cooperation and we have been very fortunate to experience an outpour-

ing of support in our efforts."  
Despite the move and upgraded facility,



the mission of the center remains to help student-athletes utilize skills like teamwork that were learned on the field and turn them into positive preparation for life after college. The center is also committed to meeting the changing needs of student-athletes. The Center also continues to promote partnerships between the University, the NCAA, and the Murfreesboro community to help achieve its goals.

The Student-Athlete Enhancement Center is just one way that Middle Tennessee is helping to prepare student-athletes for life after college. Programs such as B.R.A.S.S. help student-athletes learn to take personal responsibility for their lives after college and help them become self-sufficient. By taking advantage of these opportunities, student-athletes can get far ahead of their competitors in the game of life.



### Report Card

Semester	Honor Roll	Dean's List
Spring 2000	122	43
Fall 2000	125	37
Spring 2001	121	35
Fall 2001	133	48

\*Note: The fall 2001 honor roll and dean's list totals are records for the athletic department. The department also had 13 student-athletes who scored perfect 4.0 averages, which was also a new record.

# The MidState Area

**NFL, NHL, NCAA, Nascar, and More**



In recent years, Nashville, Murfreesboro, and the surrounding counties have become one of the most popular relocation areas in the United States. For entertainment, sports may now be as popular as country music. The area is now home to the NFL, the NHL, Arena League Football, and boasts a NASCAR superspeedway.

Of course, country music continues to be the heartbeat of Nashville with many record labels and performance rights organizations moving their bases of operations to the "Third Coast." Numerous country music stars make their homes in nearby Franklin and Murfreesboro.



Residents and tourists alike enjoy visiting the downtown Nashville area known as The District. The area along Second Avenue, which parallels the Cumberland River, features several nationally-known hot spots. The Hard Rock Café is located in this area, along with other restaurants and shops with a distinctively local flavor.

The area is also home to the bur-

geoning professional sports scene. Gaylord Entertainment Center, located at Broadway and Fifth Avenue, is home to the Nashville Predators of the NHL. Adelphia Coliseum, the brand new home of the Tennessee Titans NFL franchise, is located just across the river and is readily accessible from the downtown area.

The recently opened Frist Center for the Visual Arts joins the new Country Music Hall of Fame, the Ryman Auditorium (former home of the Grand Ole Opry), and the

Tennessee Performing Arts Center as popular destinations for visitors and residents alike. Adjacent to the downtown area is Music Row, where many of Nashville's record labels and recording studios operate out of historic buildings.

History buffs should also remember that the middle Tennessee area is home to a number of Civil War battlefields, museums, and military cemeteries. The Hermitage, home of President Andrew Jackson, is in Nashville. In Murfreesboro, Stones River National Battlefield, the site of a crucial Civil War battle, is now a 500-acre park.

The seat of Tennessee's government is located in Nashville with the State Capitol building and Bicentennial Mall just north of downtown.

If shopping is your bag, then middle Tennessee offers a wide variety of wares. Nashville's Farmers Market has a cornucopia of seasonal, ethnic, and exotic foods. The newly opened Opry Mills, adjacent to Opryland Hotel, is a shopping and entertainment complex that includes an IMAX theater. Numerous malls with the latest in fashion are located in the area along with antique shops,

art dealers, and old fashioned flea markets.

The region is also popular because of its national reputation of being family friendly. The area features many parks, rivers, lakes, and hiking trails for family fun.

The schools in middle Tennessee are consistently given high marks for excellence.

The best part about all of these area attractions is that Middle Tennessee State University is within a scant few minutes.



# Murfreesboro

## Fastest Growing City in Tennessee

In the heart of Tennessee lies Murfreesboro, one of the fastest growing cities in the state and the country. Murfreesboro is not only the home to Middle Tennessee State University, but is also the exact geographic center of the state of Tennessee. Murfreesboro has a storied past and an extremely bright future.

Founded in 1811, Murfreesboro was formerly known as Cannonsburgh. The name was changed to Murfreesboro in only 33 days in honor of the Revolutionary War Col. Hardy Murfree. Today, Cannonsburgh historical site, which includes a gristmill, one-room schoolhouse, town hall, log home, and church, is one of the most visited historical sites in the mid-state.

From 1817-1822, Murfreesboro served as the state's capital. However, the capital was moved to Nashville because of a larger economic base as well as easy access to the Cumberland River. Murfreesboro has remained a major economic center since the city's founding because of the geographic location: just 30 miles southeast of Nashville, and around 90 miles to Chattanooga. Murfreesboro has also seen tremendous growth because of its interstate-friendly location.

The population of Murfreesboro, which is 68,285, allows citizens to live in a large city with a small town atmosphere.

The Rutherford County area has a total population of 182,023. The county is the fastest growing in the state, as well as the fifth fastest in the South.

Economic growth has boomed almost as fast as the population. The Murfreesboro / Ru-

therford County area has attracted major manufacturing companies Nissan, Bridgestone / Firestone, Georgia Pacific, Hewlett Packard, Dell Computers, and Aladdin. Shopping centers have nearly doubled in the past 10 years, and Murfreesboro is one of the largest cities in the country in terms of the restaurant-to-people ratio.

For the history buff, there are several sites in and around the Murfreesboro area to visit. The 450-acre Stones River National Battlefield was home to one of the bloodiest battles in the Civil War and can be visited year-round. Oakland's historic site, the Sam Davis home, Fortness Rosecrans, and Cannonsburgh Village are open to the public to recreate the rich history of the

area.

Parks and recreation are top-notch in the area. Murfreesboro alone boasts four golf courses: Old Fort, Indian Hills, VA golf course, and Stones River Country Club. In addition, the county area also is the home to several other courses including Smyrna Municipal, Cedar Crest, and Blackberry Ridge. McKnight Park is the home to SportsCom, softball fields, baseball fields, and soccer fields. Oakland Park includes a 25-acre historical site, as well as picnic areas and baseball fields. Old Fort Park includes picnic areas for relaxation, baseball fields, volleyball courts, and a golf course. In addition to all the parks in the area, the Stones River Greenway is a great way to enjoy a walk, jog, bike ride, or skate on a beautiful scenic trail parallel with the Stones River.

If rest and relaxation is not what you are looking for, then there are several ways to stay

### 10 Fun Things to do in Rutherford Co.

- 1 Brush up on Civil War history with a tour of Stones River National Battlefield, Fortness Rosecrans, the Oaklands Historic House Museum, and the Sam Davis Home.
- 2 Lace up your skates and take a spin at the new in-line hockey rink at Veterans Memorial Park in LaVergne.
- 3 Cheer on the Blue Raiders of Middle Tennessee, one of the top overall collegiate athletic programs in the region.
- 4 Get fit and enjoy the great outdoors at Stones River Greenway - a scenic, three-mile walking and bicycling trail.
- 5 Round up the family and head over to the International Grand Championship Walking Horse Show, held annually at the MT Tennessee Livestock Center.
- 6 March to the beat of a different drummer at the Drum Corps International's annual competition in Murfreesboro.
- 7 Step back in time at Cannonsburgh Village, a unique recreation of Southern pioneer living.
- 8 Take in a culturally enriching show at the Rutherford County Center for the Arts.
- 9 Expand your knowledge of the automotive industry by touring the Nissan plant in Smyrna.
- 10 Stop by Miller's Grocery in Christiana and enjoy down-home cooking and great bluegrass music.

entertained in Murfreesboro. Annual events such as the Jazz Fest, Uncle Dave Macon Days Festival, and the International Grand Championship Tennessee Walking Horse Show are just a few annual events that attract thousands of visitors to the area. The brand new Nashville Super Speedway is located right off of the Rutherford County line, and is the host to several races including a NASCAR Busch Series race.

The expanding population and increasing growth have made Murfreesboro a vibrant community. However, growth has not left behind the core values that have made Murfreesboro one of the area's most preferred cities in which to live. With all indications pointing toward a continuation of the area's growth trend, Murfreesboro will maintain its place among the state's most outstanding and livable cities.



# In the Community

## Football Program Gives Back to Community

The Blue Raider football team is involved in numerous community activities during the course of the academic year. The athletes participate in the Reading Raiders program, work with the Special Olympics, attend Career Day at various schools, and help

make up the BRASS program.

The Reading Raiders began in 1993 and is designed to allow

Middle Tennessee athletes the opportunity to give back to the community by getting involved in the lives of the community's children. Within this program, Middle Tennessee athletes serve as role models and motivators in encouraging the importance of reading and proper study skills to students in the Murfreesboro City Extended Schools Program.



The B.R.A.S.S. program is another vehicle that encourages student-athletes to become involved in service activities. Through the program, Middle Tennessee hosts the Special Olympics each April. The athletes also visit area schools during the course of the year and read to the students.

They also visit the Veterans Hospital each

month to visit with the patients and take them exercising.

The Reading Raiders and the B.R.A.S.S. programs are directed by Wynnifred Counts.

"Our players and staff are always inter-



ested in ways to give back a little of their time to the community," Head Coach Andy McCollum said. "Our community has been very good to us and we like to show our appreciation. If we can bring a smile to the face of a child it makes everything worthwhile."

## Boys and Girls Club Day

Middle Tennessee head coach Andy McCollum and the Blue Raider coaching staff annually host nearly 500 kids from the Boys and Girls Club of Rutherford County each summer. The staff sets up eight different work stations where the children are taught pass catching, throwing, blocking techniques, kicking, route running for receivers, and many more fundamentals of the game.

"Working with children and trying to make a positive impression on their lives are No. 1 in my heart," McCollum said. "These kids are our future and it is important we help shape their lives. Giving back to them is a priority of our program."

Steve McKinney, the executive director of the Boys and Girls Club, is on hand each year and is extremely grateful to the University and the football program.



"Andy and his staff should be commended for spending quality time with those kids and teaching them a little about the game," McKinney said. "A number of them get excited just to be on the field where the Blue Raiders play. As soon as these kids meet the coaches and step foot on that field you can just see the gleam in their eyes."

Following the Clinic, McCollum and John Floyd of Ole South Properties team together to host a golf tournament at Indian Hills to help raise money for the Boys and Girls Club. The tournament, which has grown to be one of the more successful ones in the county, raises nearly \$100,000 each year.

# Blue Belles

## Volunteer Group is Vital to Blue Raider Program

The Blue Belles of Middle Tennessee are a group of young ladies who volunteer throughout the football season to assist in the football recruiting process. Ginger Corley, coordinator of Student Support Services and Blue Belles, puts together a group of about 25 to 30 girls each year to be a part of this organization.

The recruiting season normally begins in early August and does not end until National Signing Day in early February. During this time, the Blue Belles assist with recruiting by meeting parents and players at football games, by answering questions about residential life, social life, and academics, and by giving walking tours of campus. In addition to their work during recruiting, Blue Belles are required to spend one hour a week with a coach to help in getting small tasks done, like addressing envelopes or typing letters.

"The Blue Belles are a vital part of our success in recruiting," assistant head coach Kevin Fouquier said. "These students give a lot of their time to show prospective student-athletes our University, community, and introduce them to our football family. They are rewarded by being associated with our program and the school, which says a lot about these young ladies."

After completing an application process, Blue Belles are chosen based on their ability to communicate, their availability during football season, and their knowledge about the University.

Corley says, "The girls have to be able to communicate. Their job is about speaking with parents and players and if they can't do that, then we are not doing our job."

What makes the Blue Belles a unique and important part of the recruiting process is that the girls are all students. Where coaches and other staff members can give factual informa-



**Standing (l-r): Britney Denny, Lindsey Rutherford, LaTresa Cunningham, Nicole Childress, Tonya Parker, Courtney Bourgojn. Kneeling (l-r): Kimberlyn Clark, Kelby Malone, Allison Glover, Katherine Moss, Karen Young. Sitting (l-r): Kendra Edwards, Bethany Ramsey, Shaunna Clark, Natalie Wilbanks, Marilyn Ridner, Onleka Swanson. (not pictured Jesse Campbell)**

tion about the University and football program, the Blue Belles can give the student perspective of the school.

Blue Belles know what college life is like, what teachers and what classes a person should take, and where students meet to hang out and have fun.

"Being a Blue Belle is an exciting learning experience for all of us," said


Lindsey Rutherford. "Personally, I have learned more about our school, its traditions, and the recruiting process than I ever would have before. I feel our role as Blue Belles is important because it is our job to make sure the recruits are comfortable and feel like a part of our family and football program at Middle Tennessee."

The Blue Belles, which will be led this year

by president LaTresa "Tree" Cunningham, take pride in representing Middle Tennessee and its football program in a positive manner.



**Far left: LaTresa Cunningham assists Kevin Fouquier by inputting prospective student-athlete data into a computer.**



**Above: Lindsey Rutherford helps secretary Jan Worley with football camp mailouts.**

# Blue Raider Spirit

## Ride on to Victory

### LEGEND OF LIGHTNING

In Greek mythology, the winged horse possessed superior cunning and speed. The thundering horse of the gods was entrusted to carry awesome lightning bolts and could only be harnessed by a noble being with a pure heart. Character, talent, and strength were required to mount and ride the fabled winged horse.

Today, this winged horse is a fitting symbol of a university that has earned its wings and excels in many academic arenas, including historic preservation, teacher training, aerospace, political science, horse science, and recording industry. But the winged horse is more than a symbol of physical accomplishment; it's also a symbol of character and the responsible wielding of power.

The challenge of all great universities and



university athletic departments is to help student-athletes build character as well as strength. This winged horse, Lightning, is a symbol to Middle Tennessee students, athletes, and alumni of the soaring school spirit they experience at sporting events.

For its nobility and character, the winged horse was immortalized in the stars. Now, with breathtaking speed and thundering, unbridled power, Lightning strikes, forevermore, fear in the hearts of Blue Raider opponents and leads Middle Tennessee to victory!

### BLUE RAIDER NICKNAME

In the early days of athletics at Middle Tennessee State University, the teams were known by several nicknames. Among these were Teachers, Normalites,

and Pedagogues.

In 1934, it was decided that the school needed a specific nickname. During football season that year, the Murfreesboro *Daily News Journal* held a contest to name the team.

The late Charles Sarver, then a Middle Tennessee football player and later principal at White County High School in Sparta, Tenn., won the \$5 prize

for his entry of "Blue Raiders." Sarver later indicated he had "borrowed" the nickname of the Colgate Red Raiders, but substituted MTSU Blue for Colgate Red. Ever since then, Middle Tennessee athletic teams have been known as the Blue Raiders.

The symbol of Confederate General Nathan Bedford Forrest on a horse was first



MIDDLE TENNESSEE



The Middle Tennessee athletic department unveiled its new logos (above) on January 17, 1998, before a packed house at a Blue Raider basketball game. The athletic department primarily uses the MT logo as opposed to the more horizontal Blue Raiders logo. The MT horse logo was designed by Chris Brady.

used about 1945, when then-university President Q.M. Smith instructed Public Relations Director Gene Sloan to use the figure in conjunction with the nickname.

In 1965, the Associated Student Body established strict specifications regarding the size of the student who would emulate Forrest. It is believed that this was done because there was only one uniform available and a "good fit" was desired. Later, in sensitivity to the African-American community, the figure of General Forrest was abandoned.

For a time, the "unofficial" mascot for the Blue Raiders was a costumed, cartoon-like dog. A reasonable facsimile of a

blue tick hound, the affable character was dubbed "Ole Blue."

On January 17, 1998, the current mascot, "Lightning," was born. The mascot was unveiled, along with an attractive eye-catching logo, at a basketball game in Murphy Center. The introduction of Lightning gave a new identity to the nickname Blue Raiders.



### Fight Song

Blue Raiders ride on to vic-t'ry  
Never failing in the fight  
Upholding honor and tradition  
Of the name's that's held most high

M-T-S-U marching onward  
This will be our battle cry  
For the one, true pride of the Blue  
M-T-S-U Raiders Ride!

### Alma Mater

We sing thy praises,  
faithful guide of youth,  
Through all the ages  
affirmed and strong in truth.  
Alma Mater, Middle Tennessee  
We proudly offer  
our hearts in loyalty.

# Band of Blue

## Nation's Sixth Largest College Marching Band

"Be the 12th man," said Head Coach Andy McCollum to fans at a pre-game pep rally during the 2001 season. The band takes this call to action seriously. Over 300 members strong, the band is definitely a force that adds a dynamic spark to an already forceful football program.

The Band of Blue is no average marching band. They are the sixth-largest collegiate marching band in the nation and have won numerous awards for their unique style and precision. The enormous percussion section and pit crew, color guard, dance team, and Majorettes come together to fill Floyd Stadium with tunes from Aerosmith to the Middle Tennessee fight song, bringing fans to their feet for the Blue Raiders.

"The band is a great force for our team;

follow those rules, you can't go wrong."

The band practices three times a week and before games on Saturday. Right before school starts the entire band attends camp where they learn their first show, but more importantly they come together as a team.

"Even if you come to school and don't know anyone, you will have 300 friends after band camp," says Ford.

The "Lightning" Dance Team adds style to the band's efforts at every home football game. As one of the top 25 Division-I dance teams in the nation, these ladies perform with the band and cater to the crowd. Color guard and majorettes also help form the crowd pleasing, and motivating, Band of Blue.

The former members of the Band of Blue stay true to their Blue Raider pride long after they graduate. Every year former members of the band return for a football weekend, in-

struments in hand, to have a reunion. Former members have their own Homecoming float and even join current members on the field for some traditional Blue Raider tunes such as the *alma mater*. Their support is a true testament that pride for Middle Tennessee never dies.


"We have been very successful at home and a lot of that credit goes to our band," McCollum said. "They get the excitement started. I don't think they get enough credit and that is why after each game our team goes over to where they are just to give them a thank you salute."



whether it's a pre-game pep rally or playing the fight song after we score, the band gets the crowd pumped up and that's the energy we need," said junior offensive tackle Brandon Westbrook.

Just like the Blue Raiders are a dominating power on the field, when the band takes their spot during the halftime shows, every one else better get out of their way. This was very evident at Middle Tennessee's big win over Vanderbilt in 2001. The Band of Blue, together with Raider fans, is stronger and louder than any crowd they face.

"We like to have fun with our music and shows and want everyone watching to have fun too," says senior band member Amy Ford. "We are all about being funky and loud. If you



**MT**

BUSINESS SOL

**Adelphi**  
BUSINESS SOLUTIONS

**MT**

**Adelphi**  
BUSINESS SOLUTIONS

**MEDIA**

# Media Information

## FOOTBALL CONTACT

**Mark Owens**  
Asst. AD/Media Relations

**Mailing Address**  
Middle Tennessee  
Athletic Media Relations  
MTSU Box 20  
Murfreesboro, TN 37132

**Overnight Address**  
Middle Tennessee  
Athletic Media Relations  
1500 Greenland Drive  
Murfreesboro, TN 37132

**Web Site**  
GoBlueRaiders.com

### Important Phone Numbers

Media Relations ..... 615-898-2968  
Media Relations Fax ..... 615-898-5626  
Floyd Stadium Press Box ... 615-898-2312  
Football Office ..... 615-898-2926  
Ticket Office ..... 615-898-2103  
Athletic Department ..... 615-898-2450

## CREDENTIALS

Arrangements for media credentials for the 2002 football season should be directed to the Athletic Media Relations Office. Requests by accredited media members should be made in writing and submitted on company letterhead to **Mark Owens**. Priority issuance of credentials will be given to daily newspapers and television stations which cover Middle Tennessee football on a regular basis. Student publications will be limited to one working credential and one sideline photo pass, if needed. Other credential requests will be fulfilled on a space-available basis.

## E-MAIL SERVICE

Football releases can be obtained electronically by contacting Mark Owens at mrowens@mtsu.edu. The release will be sent as a PDF file. This is a media service ONLY.

## WEEKLY PRESS CONFERENCE

Coach McCollum will conduct a weekly press conference each Monday prior to a Middle Tennessee game. The conference will begin at 2:30 PM CST in the Blue Raider Gameday Locker Room, which is located behind the stands in the north endzone section of Floyd Stadium. Following McCollum's presentation there will be two to three players made available for interviews.

## PLAYER INTERVIEWS

During the week of games, all player interviews must be conducted by the end of practice on **Wednesday**. Requests are asked to be made at least 24 hours in advance.

## PRACTICE COVERAGE

Practices are open to the media with few exceptions. Media wishing to attend practice are encouraged to contact the Media Relations Office in advance. All members of the media are asked to view practice on the outer edges of the three fields. Once the team goes into full pads in the fall, TV B-roll and still photographers will be allowed to shoot warm-ups, stretching drills and the first portion of practice. Team meetings before, during and after practice are private. Practices generally begin at 3:15 PM and conclude at 5:30 PM.

## POSTGAME INTERVIEWS

After a 10-minute cooling off period, requested players and Head Coach Andy McCollum will be made available to members of the media. The Blue Raider locker room is **CLOSED** both at home and on the road. At home, interviews will be conducted in the gameday locker room located under the stands in the north endzone. On the road, requested players and Coach McCollum will be brought to a designated area outside the locker room facility.

## PRESS BOX

The press box is located on the west side of Floyd Stadium in the tower. Access to Level 4 (print, radio, television) and Level 5 (camera deck) is via elevators.

## PRESS BOX SERVICES

Complete individual and team statistics, play-by-play and postgame quotes will be available to the media following each game. One hour prior to kickoff, media packets containing game program, flipcard, updated stats, and game notes will be distributed in the media working area. A fax service is also available upon request. A pregame meal is served in the dining area of the press box 90 minutes before kickoff with dessert available at half-time.

## PARKING

Parking space can be reserved with a request received by Middle Tennessee's Media Relations Office at least one working day prior to the game. Media parking is located behind the scoreboard on Faulkinberry Drive near the Midgett Business Building. Entrance to the lot is gained by taking Champions Way off of Greenland Drive, then going right onto Faulkinberry. Satellite trucks will park on the north side of the pressbox and will enter off of Tennessee Boulevard just before the Faulkinberry Road entrance.

## MEDIA RELATIONS



**Mark Owens**  
Asst. AD/Media Relations  
Office: 615-898-5057  
Home: 615-907-5797  
E-Mail: mrowens@mtsu.edu



**Ryan Simmons**  
Assistant MRD  
Office: 615-904-8209  
Home: 615-907-5797  
E-Mail: rsimmons@mtsu.edu



**JoJo Freeman**  
Assistant MRD  
Office: 615-898-5270  
Home: 615-243-4628  
E-Mail: jfreeman@mtsu.edu



**Denise Gideon**  
Assistant MRD  
Office: 615-904-8115  
Home: 615-519-2872  
E-Mail: dgideon@mtsu.edu

## Phone

**615-898-2968**

## Fax

**615-898-5626**

## Important Dates

July 26 ..... Kickoff Golf Classic  
August 3 ..... Freshmen Report  
August 5 ..... Varsity Report  
August 7 ..... Two-a-Day Practices Start  
August 10 ..... First Scrimmage  
August 17 ..... Media Day/Fan Day  
August 19 ..... First Day of Class  
August 26 .. First Weekly Press Conference  
August 31 ..... Kickoff at Alabama

# GAME WEEK MEDIA SCHEDULE

## SUNDAY

- Updated cumulative statistics posted on GoBlueRaiders.com by 4 PM
- Updated preliminary notes/stats posted on GoBlueRaiders.com by 6 PM

## MONDAY

- Weekly release posted on GoBlueRaiders.com by noon
- Coach Andy McCollum on Sun Belt Conference teleconference at 11:05 AM CST
- Weekly release e-mailed by 5 PM (requested outlets only)
- Press Conference in Gameday Room at 2:30 PM
- Sun Belt Conference Players of the Week announced

## TUESDAY

- Press Conference quotes from Andy McCollum and players posted on GoBlueRaiders.com by noon
- Coach McCollum and requested players available for post-practice interviews
- Players may return phone calls to out-of-town media following practice

## WEDNESDAY

- Coach McCollum and requested players available for post-practice interviews
- Players may return phone calls to out-of-town media following practice
- Weekly player feature posted on GoBlueRaiders.com by 5 PM

## THURSDAY

- Coach McCollum available for post-practice interviews
- Player interviews are **NOT** available
- Andy McCollum Weekly Radio Show (7 PM)
- Andy McCollum Weekly TV Show

### TELEPHONES

There are a limited number of telephones available along pressrow. They are for first-come first-serve use only. It is suggested that media members wishing to have a private line contact Steve Prichard, manager of telecommunications, at 615-898-2991. For specific line location, please list Mark Owens as the contact from the Athletic department. Telephone lines for visiting radio networks have been installed by Middle Tennessee. Reciprocating trade agreements for these lines can be made by contacting Chip Walters at 615-898-5135.

### MEDIA WILL CALL

A media will call window will be operated on game days at Floyd Stadium for the distribution of credentials that have not yet been picked up or mailed out. The window is located in the southwest corner of the stadium at gate 1.

### ANDY MCCOLLUM INTERVIEWS

All interviews with Head Coach Andy McCollum should be directed through the Middle Tennessee Media Relations Office.

### INTERNET GUIDELINES

The acceptance of media credentials is an acknowledgement of Middle Tennessee's rights to the game and play-by-play coverage and an outlet's agreement to abide by any restrictions Middle Tennessee may place on real time play-by-play coverage and use of comprehensive game statistics. Failure to abide by these restrictions implemented by Middle Tennessee may result in revocation of press credentials.

Middle Tennessee reserves the right to grant approval for distribution of real time play-by-play, game-related statistics and information through the internet ("real time" is defined as any on-line media providing live continual play-by-play coverage, in-game statistics, digital photographs, or audio or video of an event).

### WEB SITE

All of Middle Tennessee's news releases and statistics, as well as other information pertaining to the athletic department, can be accessed via the World Wide Web at [GoBlueRaiders.com](http://GoBlueRaiders.com).

### DIRECTIONS TO FLOYD STADIUM

**From Nashville International Airport:** Nashville International Airport is approximately 20 miles north of Murfreesboro and the Middle Tennessee campus. Drive time will take 40 to 45 minutes. Following are the directions to assist your travel: Enter Briley Parkway continuing south to the Interstate-24 junction. Take I-24 East to Exit 78B; follow State Highway 96 North to Clark Boulevard. Turn right on Clark Boulevard (at BP station). Follow Clark Blvd. (which becomes Tennessee Boulevard) to intersection at Greenland Drive. Turn left on Greenland Drive where the Murphy Center and Floyd Stadium are located just to the right.

**From Nashville:** Nashville is approximately 35 miles north of Murfreesboro. Drive time will take 40 to 60 minutes pending traffic. Following are the directions to assist your travel: From I-24 east, take Exit 78B; follow State Highway 96 North to Clark Boulevard. Turn right on Clark Boulevard (at BP station). Follow Clark Blvd. (which becomes Tennessee Boulevard) to intersection at Greenland Drive. Turn left on Greenland Drive where the Murphy Center and Floyd Stadium are located just to the right.

**From Chattanooga:** Chattanooga is approximately 100 miles southeast of Murfreesboro. Drive time from Chattanooga will take 90 to 100 minutes. Following are the directions to assist your travel: Take I-24 West to Exit 81; follow U.S. Highway 231 North to Sanbyrn Drive. Turn right onto Sanbyrn Dr. (which becomes Tennessee Boulevard) to intersection at Greenland Drive. Turn right onto Greenland Drive. The Greenland Drive parking lot is located to the right.

**From Knoxville:** Knoxville is approximately 180 miles east of campus. Drive time will take two hours and 45 minutes to three hours. Following are the directions to assist your travel: Take Interstate-40 West to Lebanon and exit onto U.S. Highway 231 South approximately 25 miles to Clark Boulevard in Murfreesboro; turn left on Clark Boulevard. Follow Clark Blvd. (which becomes Tennessee Boulevard) to intersection at Greenland Drive. Turn left on Greenland Drive where the Murphy Center and Floyd Stadium are located just to the right.

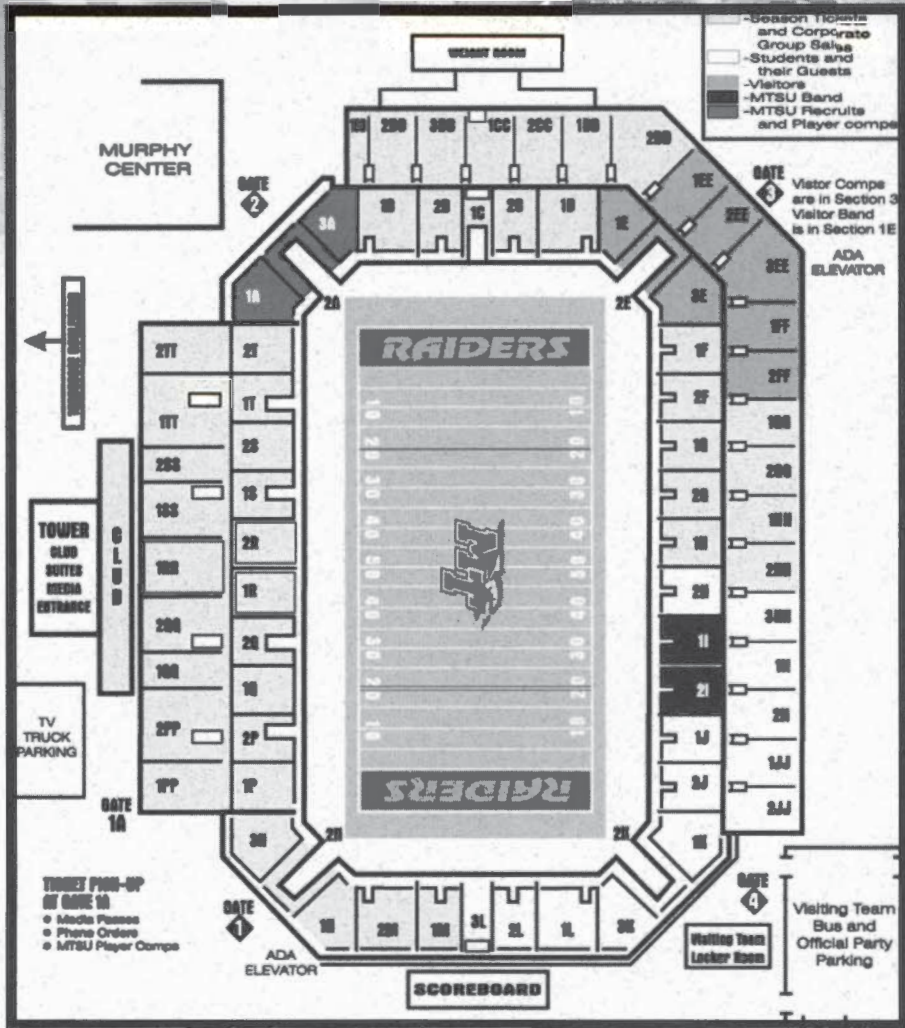
**From Birmingham, AL:** Take I-65 North to Highway 96 East Franklin (TN) exit. Follow Highway 96 East to Murfreesboro. Continue east on 96 until Clark Boulevard intersection; turn right on Clark Blvd. (which becomes Tennessee Boulevard) to intersection at Greenland Drive. Turn left on Greenland Drive where the Murphy Center and Floyd Stadium are located just to the right.

# Quick Facts General

Location: ..... Murfreesboro, TN 37132  
 Founded: ..... 1911  
 Enrollment: ..... 20,073  
 Conference: ..... Sun Belt  
 Conference: ..... NCAA Division I-A  
 Nickname: ..... Blue Raiders  
 Colors: ..... Royal Blue & White  
 Stadium: ..... Johnny "Red" Floyd Field  
 Field ..... Horace Jones Field  
 Capacity: ..... 30,788  
 Playing Surface: ..... Artificial Turf  
 President: ..... Dr. Sidney McPhee  
 Faculty Representative ..... Dr. Terry Whiteside  
 Athletic Director ..... Boots Donnelly  
 NCAA Division: ..... I-A (17 sports; 8M/9W)  
 First Year of Football: ..... 1912  
 Seasons Played: ..... 86 (90-year span)  
 All-Time Record: ..... 477-320-27  
 Bowl Game Record: ..... 2-2  
 Last Postseason Appearance: ..... 1994

## Team

Head Coach: ..... Andy McCollum  
 Alma Mater ..... Austin Peay, 1981  
 Record at Middle Tennessee: ..... 17-16/3 Years  
 Overall Record: ..... 17-16/3 Years  
 Offensive Coordinator/OL: ..... Steve Campbell  
 Defensive Coordinator/OLB: ..... Steve Davis  
 Asst. HC/Linebackers/RC ..... Kevin Fouquier  
 Quarterbacks ..... Alex Robins  
 Wide Receivers ..... Blake Anderson  
 Running Backs ..... Darin Hinshaw  
 Secondary ..... Todd Bradford  
 Defensive Line ..... Fred Tate  
 Tight Ends: ..... Floyd Walker  
 Graduate Assistant ..... Chris Micheaux  
 Graduate Assistant ..... Heath Davis  
 Director of Football Operations: ..... Tom Fiveash  
 Football Strength Coach: ..... Robb Rogers  
 Strength Assistant ..... Jason McManus  
 Head Trainer: ..... Bobby Barlow  
 2001 Record: ..... 8-3; 5-1  
 Offense: ..... Multiple  
 Defense: ..... 3-3 Stack  
 Lettermen Returning/Lost: ..... 46/20  
 Offensive Starters Returning/Lost: ..... 8/3  
 Defensive Starters Returning/Lost: ..... 6/5



## Future Schedules

(listed schedules are incomplete and expected to change)

### 2003

Aug. 30 TBA  
 Sept. 6 at Georgia  
 Sept. 13 at Clemson  
 Sept. 20 at Missouri  
 Oct. 4 TBA  
 Oct. 11 \*at Louisiana-Monroe  
 Oct. 18 \*IDAHO  
 Oct. 25 \*NEW MEXICO STATE  
 Nov. 1 \*at North Texas  
 Nov. 8 TROY STATE  
 Nov. 15 \*at Louisiana-Lafayette  
 Nov. 22 \*ARKANSAS STATE

\*Sun Belt Conference Games

### 2004

Aug. 28 TBA  
 Sept. 4 at Utah State  
 Sept. 11 at Akron  
 Sept. 18 TBA  
 Oct. 9 \*NORTH TEXAS  
 Oct. 16 \*at Idaho  
 Oct. 23\* \*at New Mexico State  
 Oct. 30 \*LOUISIANA-MONROE  
 Nov. 6 at Troy State  
 Nov. 13 LOUISIANA-LAFAYETTE  
 Nov. 20 at Arkansas State

\*Sun Belt Conference Games

### 2005

Aug. 27 TBA  
 Sept. 3 at Alabama  
 Sept. 10 TBA  
 Sept. 17 AKRON  
 Sept. 24 at Bowling Green  
 Oct. 1 \*at North Texas  
 Oct. 8 at Utah State  
 Oct. 15 \*IDAHO  
 Oct. 22 \*NEW MEXICO STATE  
 Nov. 5 TROY STATE  
 Nov. 12 \*at Louisiana-Lafayette  
 Nov. 19 \*ARKANSAS STATE  
 Nov. 26 \*at Louisiana-Monroe

\*Sun Belt Conference Games

### 2006

Sept. 9 at Ball State  
 Sept. 16 UAB  
 Sept. 23 TBA  
 Oct. 7 \*NORTH TEXAS  
 Oct. 14 \*LOUISIANA-MONROE  
 Oct. 21 \*at Idaho  
 Oct. 28 \*at New Mexico State  
 Nov. 4 at Troy State  
 Nov. 11 UTAH STATE  
 Nov. 18 \*at Arkansas State  
 Nov. 25 \*LOUISIANA-LAFAYETTE

\*Sun Belt Conference Games



# Primary Media List

Newspapers	Contacts	Address	Office Phone	Fax Number
■ Daily News Journal	Greg Pogue, Tony Stinnett, Monte Hale	PO Box 68, Murfreesboro, TN 37130	615-893-5860	615-893-5592
■ The Tennessean	Chip Cirillo	1100 Broadway, Nashville, TN 37202	615-259-8000	615-259-8626
■ Associated Press	Teresa Walker	215 Centerview Drive, Suite 110, Brentwood, TN 37027	615-373-9988	615-376-0947
■ Sidelines	Sports Editor	MTSU Box 42, Murfreesboro, TN 37132	615-898-2816	615-904-8487
■ Chattanooga Times/Free Press	Calvin Beam, Kevin Spain	400 E. 11th St., PO Box 1447, Chattanooga, TN 37403	423-757-6273	423-757-6490
■ Commercial Appeal	John Stamm	495 Union Ave., Memphis, TN 38103	901-529-2360	901-529-2362
■ The City Paper	Terry McCormick	1 Burton Hills Blvd., Suite 300, Nashville, TN 37215	615-298-9833	615-298-2790
■ Murfreesboro Sun	Dean Leonard	805 South Church St., #9, Murfreesboro, TN 37128	615-895-4200	615-890-0676
■ Rutherford Review	Sports Editor	121 Front Street, Smyrna, TN 37167	615-459-0000	615-459-7016
■ Tullahoma News	Duane Graddy	PO Box 400, Tullahoma, TN 37388	931-455-4545	931-455-9299
■ Jackson Sun	Dan Morris	245 West Lafayette, Jackson, TN 38301	901-427-3333	901-425-9639
■ Lebanon Democrat	Andy Reed	PO Box 430, Lebanon, TN 37088	615-444-3952	615-444-1358

Television	Contacts	Address	Office Phone	Fax Number
■ WKRN TV (Ch. 2 ABC)	John Dwyer, John Boruck	441 Murfreesboro Rd., Nashville, TN 37210	615-248-7240	615-248-7329
■ WSMV TV (Ch. 4 NBC)	Rudy Kalis, Aaron Solomon	PO Box 4, Nashville, TN 37202	615-353-2231	615-353-2343
■ WTVF TV (Ch. 5 CBS)	Hope Hines, Mark Howard	474 J. Robertson Parkway, Nashville, TN 37219	615-248-5285	615-244-9883
■ WNAB TV (Ch. 58)	Sports Director	2994 Cidco Drive, Nashville, TN 37204	615-650-5858	615-650-5859
■ WZTV TV (Ch. 17 Fox)	Skip Baldwin, Chris Stansbury	631 Mainstream Drive, Nashville, TN 37228	615-244-1717	615-259-3962
■ MT TV (Ch. 10)	Sports Director	MTSU Box 58, Murfreesboro, TN 37132	615-898-5050	615-898-5682

Radio	Contacts	Address	Office Phone	Fax Number
■ WLAC (1510 AM)	Sports Director	55 Music Square West, Nashville, TN 37203	615-256-0555	615-242-4826
■ WNSR (560 AM)	Bill King, Greg Pogue	435 37th Ave., Nashville, TN 37209	615-844-1039	615-777-2284
■ WWTN (99.7 FM)	George Plaster, Blake Fulton	107 Music City Circle, Suite 203, Nashville, TN 37214	615-885-9986	615-885-9900
■ WAPB (810 AM)	Sports Director	PO Box 860, Murfreesboro, TN 37130	615-890-8100	615-895-2633
■ WBOZ (104.9 FM)	Sports Director	312 South Church Street, Murfreesboro, TN 37127	615-890-3233	615-890-2990
■ WGNS (1450 AM)	Jeff Jordan	306 South Church Street, Murfreesboro, TN 37130	615-893-5373	615-867-6397
■ WMOT (89.5 FM)	Randy O'Brien, Sean Jacobs	MTSU Box 3, Murfreesboro, TN 37132	615-898-2800	615-898-2774
■ WMTS (88.3 FM)	Sports Director	MTSU Box 58, Murfreesboro, TN 37132	615-898-5051	NA
■ WREC (600 AM)	Dave Woloshin	203 Beale St., Memphis, TN 38103	901-578-1144	901-678-4331
■ WHBQ (560 AM)	George Lapidis	6080 Mt. Moriah, Memphis, TN 38115	901-375-9324	901-795-4454

Blue Raider Network	Contacts	Address	Office Phone	Fax Number
■ Play-by-Play	Dick Palmer	PO Box 1865, Murfreesboro, TN 37130	615-895-6514	615-849-9753
■ Color Commentator	Preston O'Neal	2714 Albany Court, Murfreesboro, TN 37129	615-893-2498	615-893-0759
■ Reporter/Coaches Show	Chip Walters	1926 Black Fox Crossing, Murfreesboro, TN 37127	615-898-5135	615-898-5056
■ Statistician	Gary Millsaps	1907 Brighton, Murfreesboro, TN 37130	615-459-6811	615-355-1373
■ Spotter	Wayne Groce	2711 Amber Drive, Murfreesboro, TN 37129	615-898-6585	615-898-6843

# Media Relations Contacts



**Alabama**  
Athletic Media Relations  
Box 870391  
Tuscaloosa, AL 35487-0391

**205-348-6084**  
Press Box Phone: 205-348-6084  
E-Mail: lwhite@ia.ua.edu  
Web Site: www.rolltide.com

**Fax: 205-348-8841**  
Football Contacts (home phone) Weekly Press Conf.  
Larry White (205-333-1640) Tues, 1 PM CST



**Tennessee**  
Men's Athletics  
PO Box 15016  
Knoxville, TN 37901

**865-974-1212**  
Press Box Phone: 865-974-2938  
E-Mail: bford@utk.edu  
Web Site: www.utsports.com

**Fax: 865-974-1269**  
Football Contacts (home phone) Weekly Press Conf.  
Bud Ford (865-922-1657) Tue., 10:30-12:30 PM CST



**Kentucky**  
Athletic Media Relations  
Room 23, Memorial Coliseum  
Lexington, KY 40506

**859-257-3838**  
Press Box Phone: 859-323-2888  
E-Mail: tneely@pop.uky.edu  
Web Site: www.ukathletics.com

**Fax: 859-323-4310**  
Football Contacts (home phone) Weekly Press Conf.  
Tony Neely (859-271-5976) Mon., 10:30 - Noon CST



**SE Missouri**  
Athletic Media Relations  
One University Plaza  
Cape Girardeau, MO 63701

**573-651-2294**  
Press Box Phone: 573-651-2191  
E-Mail: rhines@semovm.semo.edu  
Web Site: www.gosoutheast.com

**Fax: 573-651-2810**  
Football Contacts (home phone) Weekly Press Conf.  
Ron Hines (618-985-3452) Mon., 11:30 AM CST



**Arkansas St.**  
Athletic Media Relations  
P.O. Box 1000  
State University, AR 72467

**870-972-2541**  
Press Box Phone: 870-972-2541  
E-Mail: wbowen@osage.astate.edu  
Web Site: asuindians.edu

**Fax: 870-972-3367**  
Football Contacts (home phone) Weekly Press Conf.  
Bill Bowen (870-932-1269) Mon., Noon CST



**Vanderbilt**  
Athletic Media Relations  
Box 120158  
Nashville, TN 37212

**615-322-4121**  
Press Box Phone: 615-320-0436  
E-Mail: larry.leathers@vanderbilt.edu  
Web Site: vucommadores.com

**Fax: 615-343-7064**  
Football Contacts (home phone) Weekly Press Conf.  
Larry Leathers (615-221-8605) Mon., Noon CST



**UL-Lafayette**  
USL Athletic Complex  
201 Reinhardt Drive  
Lafayette, LA 70506

**337-482-6331**  
Press Box Phone: 318-482-6331  
E-Mail: athletics@ragincajuns.com  
Web Site: ragincajuns.com

**Fax: 337-482-6649**  
Football Contacts (home phone) Weekly Press Conf.  
Daryl Cetnar (337-291-2918) Mon., Noon CST



**Idaho**  
Room 235E  
Kibble Activity Center  
Moscow, ID 83844

**208-885-0245**  
Press Box Phone: 509-335-0267  
E-Mail: bpaul@uidaho.edu  
Web Site: its.uidaho.edu/athletics

**Fax: 208-885-0255**  
Football Contacts (home phone) Weekly Press Conf.  
Becky Paull (208-883-0850) Tues., Noon (Pacific)



**New Mexico St.**  
Athletic Media Relations  
Box 30001  
Las Cruces, NM 88003

**505-646-3929**  
Press Box Phone: 505-646-3929  
E-Mail: seajohns@nmsu.edu  
Web Site: nmstatesports.com

**Fax: 505-646-2425**  
Football Contacts (home phone) Weekly Press Conf.  
Sean Johnson (505-527-0675) Tues., Noon CST



**UL-Monroe**  
Athletic Media Relations  
123 Ewing Coliseum  
Monroe, LA 71209

**318-342-5442**  
Press Box Phone: 318-342-5471  
E-Mail: palargin@ulm.edu  
Web Site: ulm.edu/athletics

**Fax: 318-342-5464**  
Football Contacts (home phone) Weekly Press Conf.  
Hank Largin (318-651-8361) Wed., Noon CST



**North Texas**  
Athletic Media Relations  
P.O. Box 311397  
Denton, TX 76203

**940-565-2476**  
Press Box Phone: 940-565-2476  
E-Mail: ecapper@unt.edu  
Web Site: unt.edu/meangreen

**Fax: 940-565-3671**  
Football Contacts (home phone) Weekly Press Conf.  
Eric Capper (972-353-5324) Mon., 11:30 AM CST



**Utah State**  
Athletic Media Relations  
7400 Old Main Hill  
Logan, UT 84322

**435-797-1361**  
Press Box Phone: 435-797-1686  
E-Mail: mstrauss@cc.usu.edu  
Web Site: www.utahstateaggies.com

**Fax: 435-797-2615**  
Football Contacts (home phone) Weekly Press Conf.  
Mike Strauss (435-755-0597) Mon., 9:45-10:15 AM CST

# Blue Raider Network

## Dick Palmer *Play-by-Play*

Dick Palmer is in his 22nd season of calling the play-by-play action of Middle Tennessee football and basketball. Palmer, a 1960 graduate of Middle Tennessee, has been broadcasting sporting events for the past 44 years.

From 1971 until his return to Murfreesboro, Palmer was the voice of the Memphis Blues Class AA baseball team, the Memphis Pros (later the Tams) in the American Basketball Association and the Memphis Grizzlies in the World Football League. Earlier, he worked in Jackson, TN, for nine years, broadcasting a wide range of high school sports, as well as Union University's basketball games.

Palmer, who co-hosted the first sports call-in show in Nashville with the BRAA's Ty Coppinger in the mid-70s, was the studio host for Vol Network Football Broadcasts for five years and has called the TSSAA Basketball State Tournament on the Tennessee Sports Radio Network every year since 1982.

Palmer and Coppinger hooked up again with their show "Sports Time" on WGNS radio from 1998 to 2000.

A little league baseball coach for over 37 years, Palmer is operations director for Palmer Wholesale. Currently he is coaching in the Optimist Little League.

Palmer, and his wife, DeLois, have three sons, Richard, Mike, and Jon, and one granddaughter, Kaitlyn.

## Preston O'Neal *Color Analyst*

Preston O'Neal is in his ninth year of providing color commentary on the Blue Raider Network.

### Gameday Lineup

**Pregame Show:** The Blue Raider Network hits the airwaves 30 minutes prior to kickoff and will have game analysis, interviews, statistical breakdowns of both teams, a scouting report, previews of other Sun Belt games and final thoughts from head coach Andy McCollum.

**Halftime:** The network has a scoring recap, statistical breakdowns, guests and special features, including updates of activities involving other MT athletic teams.

**Postgame Show:** Includes a game recap, scoreboard update, final statistics, player interviews from the locker room with sideline reporter Chip Walters, and Coach McCollum's postgame comments.

**THE RAIDERS NETWORK**  
Play-by-play announcer Dick Palmer, anchor Wayne Groce, sideline reporter Chip Walters, studio producer John Agee, statistician Gary Millsaps, color commentator Preston O'Neal, and television producer Pat Jackson. (not pictured is videographer John Wilson)

O'Neal, who works for U.S. Bancorp Investments, Inc, was an assistant coach at Middle Tennessee from 1986 to 1993. During his tenure, the Blue Raiders made the playoffs four times and only had one losing season.

O'Neal, from Ada, OK, entered the coaching profession in 1978 as an assistant at Ada High School. After two years at Ada, O'Neal spent one season as an assistant at Henderson State before heading to Northeast Oklahoma Junior College in 1981.

Following three years at NEO, O'Neal became a graduate assistant coach at Tennessee during the 1984 and 1985 seasons.

O'Neal is a graduate of East Central University in Oklahoma, and earned his masters in 1983 from Pittsburg State.

O'Neal, 45, and his wife, Merrili, reside in Murfreesboro with their two kids, Preston IV and Shelby.

## Chip Walters *Sideline Reporter*

Chip Walters, the marketing and promotions director at Middle Tennessee, begins his 11th season as the Blue Raiders' sideline reporter.

Walters, a 1985 graduate of Middle Tennessee, acts as the radio network's coordinator, while also being able to fill in as the play-by-play announcer or color analyst at a moments notice.

Prior to working for Middle Tennessee, Walters worked several jobs in sports broadcasting, including serving as sports director of the Tennessee Radio Network from 1986-91. Walters called play-by-play for minor league baseball affiliate Nashville Sounds and did freelance television work for WNAB and WSMV.

Walters is a member of the national Association of Collegiate Marketing Administrators.

A native of Columbia, TN, Walters is single and enjoys golf, movies, following pro wrestling,



music, traveling, hockey, Tennessee walking horse shows, and spending time with friends.

## On the Air *Blue Raider Network*

In 2002, the Blue Raider Network will reach more homes than ever before after a recent expansion of the overall network.

As well as the Nashville and Murfreesboro areas, outlying towns such as Shelbyville, Lewisburg, Lawrenceburg, Tullahoma, McMinnville, Fayetteville, and others will have radio stations in their towns carrying Blue Raider games this fall.

For the first time, the Blue Raider Network will rely on the services of the Tennessee Radio Network (a division of Clear Channel Networks) to distribute the games via their digital satellite system. This will allow for the cleanest and sharpest sound quality available to the listener.

A complete list of stations can be found on the GoBlueRaiders.com website in August.

Blue Raider football went global two years ago with the advent of internet radio broadcasts. This feature has become popular with Blue Raider fans and alums worldwide. In 2001, listenership averaged nearly 1,600 fans per game for over a half a million total minutes. This is a tremendous jump from when it all began in 2000.

**GoBlueRaiders.com**

# Andy McCollum TV Show

## ALABAMA

MSO	Headend	DNA	Households
Charter	Albertville	Huntsville	11
Charter	Alexander City	Montgomery	11
Charter	Arab	Huntsville	11
Charter	Athens	Birmingham	11
Charter	Auburn	Columbus, Ga.	50
Charter	Baileytown	Huntsville	27
Charter	Birmingham	Birmingham	15
Charter	Centerpoint	Birmingham	6
Comcast	Dauphin Island	Mobile	35
Charter	Decatur	Birmingham	29
Comcast	Dothan	Dothan	28
Charter	Fairfield	Birmingham	6
Comcast	Florence	Huntsville	18
Comcast	Gadsden	Birmingham	42
Charter	Gardendale	Birmingham	15
Charter	Guntersville	Huntsville	27
Charter	Hartselle	Huntsville	23
Charter	Heflin	Birmingham	16
Charter	Henagar	Birmingham	45
Charter	Hokes Bluff	Birmingham	14
Charter	Homewood	Birmingham	10
Charter	Hoover	Birmingham	10
Comcast	Huntsville	Huntsville	67
Charter	Jasper	Birmingham	15
Charter	Lanett	Columbus, Ga.	69
Comcast	Mobile	Mobile	37
Charter	Montevallo	Birmingham	15
Charter	Montgomery	Montgomery	65
Charter	Moulton	Huntsville	52
Charter	Mountain Brook	Birmingham	15
Charter	Northport	Birmingham	58
Charter	Ozark	Dothan	16
Charter	Pence	Huntsville	23
Charter	Prattville	Montgomery	65
Charter	Russellville	Huntsville	59
Charter	Scottsboro	Huntsville	61
S.E.	Scottsboro	Huntsville	41
Charter	Southside	Birmingham	14
Charter	Sylacauga	Birmingham	46
Charter	Talladega	Birmingham	14
Charter	Troy	Montgomery	98
Comcast	Tuscaloosa	Birmingham	9
<b>TOTAL ALABAMA HOUSEHOLDS: - 501,940</b>			

## ARKANSAS


Comcast	Little Rock	Little Rock	70
<b>TOTAL ARKANSAS HOUSEHOLDS: - 87,296</b>			

## FLORIDA

Comcast	Arcadia	Tampa-St. Pete	49
Comcast	Jasper	Tallahassee	11
Comcast	Greenwood	Panama City	47
Comcast	Lake County	Orlando	65
Comcast	Madison	Tallahassee	24
Comcast	Marianna	Panama City	47
Comcast	Naples	Naples-Ft. Myers	70
Comcast	Panama City	Panama City	26
Comcast	Panama City Beach	Panama City	26
Comcast	Sarasota	Tampa-St. Pete	28
Comcast	Sebring	Tampa-St. Pete	35
Comcast	Sneads	Panama City	47
Comcast	Tallahassee	Tallahassee	28
<b>TOTAL FLORIDA HOUSEHOLDS: - 436,064</b>			

## GEORGIA


Comcast	Adrian	Macon	18
Charter	Athens	Atlanta	95
Comcast	Augusta	Augusta	6
Comcast	Blue Ridge	Chattanooga	29
Charter	Bowdon	Atlanta	77
Comcast	Bowman	Greenville	26
Comcast	Calhoun	Atlanta	70
Charter	Chatsworth	Chattanooga	72
Comcast	Claxton	Savannah	24
Comcast	Colonel's Island	Savannah	24
Comcast	Dallas	Atlanta	29
Charter	Dalton	Chattanooga	22
Charter	Dayton	Chattanooga	22
Charter	Decatur	Chattanooga	22
Charter	Douglas	Albany	64
Charter	Dublin	Macon	66
Comcast	Elberton	Greenville	26
Comcast	Eulonia	Savannah	34
Charter	Gainesville	Atlanta	63
Comcast	Glennville	Savannah	13
Charter	Grovetown	Augusta	68
Charter	Hamilton	Chattanooga	22
Comcast	Hampton	Savannah	46
Comcast	Hartwell	Greenville	24
Comcast	Hinesville	Savannah	50
Comcast	Homerville	Albany	15
Comcast	Jesup	Savannah	50
Comcast	La Fayette	Chattanooga	60



Charter	LaGrange	Atlanta	65
Comcast	Lincolnton	Augusta	95
Comcast	Louisville	Augusta	23
Comcast	Metter	Savannah	24
Charter	Milledgeville	Macon	64
Comcast	Millen	Augusta	17
Comcast	Montezuma	Macon	16
Comcast	Mt. Vernon	Savannah	19
Charter	Newnan	Atlanta	77
Comcast	Quitman	Tallahassee	13
Charter	Ringgold	Chattanooga	22
Comcast	Rome	Atlanta	35
Comcast	Savannah	Savannah	20
Charter	Smyrna	Atlanta	32
Charter	Stockbridge	Atlanta	68
Charter	Summerville	Chattanooga	22
Comcast	Sylvania	Jacksonville	17
Comcast	Tallapoosa	Atlanta	33
Charter	Thomasport	Atlanta	60
Comcast	Twin City	Augusta	28
Charter	Valdosta	Tallahassee	99
Charter	Villa Rica	Atlanta	77
Comcast	Warrenton	Augusta	31
Comcast	Washington	Augusta	23
Comcast	Waynesboro	Augusta	17
Comcast	Waynesville	Savannah	26
Comcast	Wadobine	Jacksonville	33
Comcast	Wrightsville	Macon	21
<b>TOTAL GEORGIA HOUSEHOLDS: - 487,254</b>			

## KENTUCKY

Charter	Bulan	Lexington	54
Comcast	Campbellsville	Louisville	57
Charter	Corbin	Lexington	28
Comcast	Elizabethtown	Louisville	66
Charter	Flatlick	Lexington	28
Comcast	Greenville	Evansville	24
Charter	Hopkinsville	Nashville	75
Comcast	Leitchfield	Louisville	54
Comcast	Livingston	Nashville	97
Charter	Manchester	Lexington	28
Charter	Murray	Paducah	31
Comcast	Paducah	Paducah	61
Charter	Somerset	Lexington	71
Comcast	Tell City, Ind.	Evansville	52
Charter	Williamsburg	Lexington	28
<b>TOTAL KENTUCKY HOUSEHOLDS: - 106,905</b>			



## MISSISSIPPI

Comcast	Gorinth	Memphis	14
Comcast	Hattiesburg	Hattiesburg	21
Comcast	Laurel	Hattiesburg	7
Comcast	Meridian	Meridian	52
Comcast	Okolona	Columbus	40
Charter	Picayune	Hattiesburg	68
Comcast	Tupelo/Fulton	Columbus	48
Comcast	West Point	Columbus	49
<b>TOTAL MISSISSIPPI HOUSEHOLDS: - 82,576</b>			

## NORTH CAROLINA

Charter	Asheville	Greenville	48
Charter	Black Mountain	Greenville	25
Charter	Buncombe	Greenville	21
Charter	Burnsville/Crabtree	Greenville	57
Charter	Tryon	Greenville	21
<b>TOTAL N. CAROLINA HOUSEHOLDS: - 62,000</b>			

## SOUTH CAROLINA

Charter	Abbeville	Greenville	21
Charter	Anderson	Greenville	31
Comcast	Beaufort	Charleston	15
Charter	Beaufort	Savannah	77
Charter	Belton	Greenville	54
Comcast	Calhoun Falls	Atlanta	99
Charter	Camden	Columbia	64
Comcast	Charleston	Charleston	68
Charter	Chester	Charlotte	45
Charter	Gaffney	Greenville	64
Charter	Gray Court	Greenville	21
Charter	Greenville/Spartanburg	Greenville	21
Comcast	Newberry	Columbia	51
Charter	Pickens	Greenville	52
Charter	Salem	Florence	52
Charter	Union	Greenville	61
Charter	West Pelzer	Greenville	21
Charter	Whitmire	Columbia	50
<b>TOT. S. CAROLINA HOUSEHOLDS: - 333,106</b>			

## TENNESSEE

Charter	Alexandria	Nashville	49
Charter	Blount Co.	Knoxville	72
Charter	Calhoun	Tri-Cities	24
Comcast	Chattanooga	Chattanooga	60
Charter	Clarksville	Nashville	75
Charter	Cleveland	Chattanooga	22
Charter	Columbia	Nashville	59
Charter	Cookeville	Nashville	43
Charter	Crossville	Nashville	47
Charter	Fayetteville	Huntsville	73
Comcast	Glade Springs, Va.	Tri-Cities	20
Comcast	Gray	Tri-Cities	54
Comcast	Grimley	Knoxville	98
Charter	Hohenwald	Nashville	39
Comcast	Huntsville	Knoxville	98
Charter	Jackson	Jackson	69
Comcast	Jamestown	Knoxville	98
Charter	Jasper/Trenton	Chattanooga	22
Charter	Johnson City	Tri-Cities	28
Charter	Kingsport	Tri-Cities	69
Comcast	Knoxville	Knoxville	33
Charter	Lebanon	Nashville	43
Charter	Lexington	Jackson	69
Charter	Loretto	Nashville	47
Charter	Loudon	Knoxville	64
Charter	Manchester	Nashville	43
Charter	Martin	Paducah	55
Charter	McKenzie	Nashville	55
Charter	McMinnville	Nashville	43
Charter	Monterey	Nashville	43
Charter	Morristown	Knoxville	63
Comcast	Nashville	Nashville	27
Charter	Newbern	Nashville	55
Comcast	Oak Ridge	Knoxville	33
Charter	Paris	Nashville	55
Charter	Pulaski	Nashville	59
Charter	Rogersville	Tri-Cities	69
Charter	Savannah	Jackson	69
Charter	Sevierville	Knoxville	63
Charter	Shelbyville	Nashville	43
Charter	Spencer	Nashville	43
Charter	Tullahoma	Nashville	43
Comcast	Wartburg	Knoxville	98
<b>TOTAL TENNESSEE HOUSEHOLDS: - 918,228</b>			

**Total CSS Subscribers: 3,015,369**

With the addition of cable systems in Atlanta, GA, Jacksonville, FL, and Lexington, KY in late Summer of 2002, the CSS subscriber base will climb to 4.1 million households.

# GoBlueRaiders.com

The Official Source for Blue Raider Sports



Regardless of where you are or what time of day it is, Middle Tennessee fans can access up-to-date information on their favorite sports or athletes. GoBlueRaiders.com is a fast and accurate source for the official coverage of Blue Raider athletics.

GoBlueRaiders.com, which currently averages over 1.5 million hits per month, was launched in May of 1999 and was hosted by Total Sports for two full years.

In May of 2001, GoBlueRaiders.com moved to a total in-house operation as a new design and format was showcased. The athletic media relations office manages the site and is responsible for all content, designs, services, and updates.

Bradley Lambert provides technical support for the site, along with various other Web related tasks.

Thanks to members of the media relations staff, pre-game releases, game stories, features, and up-to-date statistics, photos, and results for all 17 Blue Raider sports are posted to the site, providing the most complete source of Middle Tennessee athletics anywhere.

The site also carries press conferences, provides photo galleries of various events and games, has complete bios on coaches and players, contains radio broadcasts of football, men's and women's basketball, and baseball games, while bringing fans all the breaking news stories related to Blue Raider athletics.

- MEN'S SPORTS**
- BASKETBALL
  - BASKETBALL
  - CROSS-COUNTRY
  - FOOTBALL
  - GOLF
  - TENNIS
  - TRACK

- WOMEN'S SPORTS**
- BASKETBALL
  - CROSS-COUNTRY
  - GOLF
  - SOCCER
  - SOFTBALL
  - TENNIS
  - TRACK
  - VOLLEYBALL

- LIGHTNING LINKS**
- MT HOME PAGE
  - SUN BELT
  - WEATHER
  - VARSITY CLUB
  - MT LOGOS
  - SIDELINE
  - DAILY NEWS JOURNAL TENNESSEAN

Football - February 6, 2002

## 2002 Football Signing Class

MT Media Relations

Name	Pos.	Ht.	Wt.	Cl.	Hometown / Prev. School
Jonathan Bonner	LB	5-9	215	Fr.	Birmingham, AL/Huffman HS
- Birmingham News Super All-State Team Member					
Daniel Burke	LB	5-2	215	Fr.	Marleita, GA/Sonyberry HS
- Chose MT over UAB, Marshall & Georgia Southern					
Dan Cantrell	QB	6-4	216	Fr.	Carson, GA/Sagebrush HS
- Honorable Mention All-State					
Kevin Cleveland	DB	5-8	185	Fr.	Warm Springs, GA/Manchester HS
- Chose MT over East Carolina and Memphis					
Kevin Davis	RB	5-10	215	Fr.	Pin Mountain, GA/Manchester HS
- Rushed for 2,870 yards and 22 touchdowns in 2001					
Kevin Edwards	LB	6-1	225	Jr.	Madison, FL/Gorgia Military JC
- Led team in tackles as a freshman, 2nd as sophomore					
Bernardo Franklin	OL	6-5	295	Fr.	Waycross, GA/West Co. HS
- A three-time All-State selection					
Marcel Gates	OL	6-2	265	Fr.	LaGrange, GA/LaGrange HS
- Owns school record of 370-pound bench press					
Kevin Gorman	RB	5-11	190	Fr.	Carleton, GA/Sandy Creek HS
- Nation's No. 24 rated tailback by Rivals100.com					
Keenan Grice	DB	5-11	185	Fr.	Statesboro, GA/Statesboro HS
- Quarterbacked Statesboro to a state title & 15-0 record					
Josh Harris	QB	6-3	180	Fr.	Santuck, SC/Union HS
- No. 32 rated dual-threat quarterback by Rivals100.com					
John Henry	OL	6-4	295	Fr.	Nashville, TN/Hillboro HS
- No. 1 recruit in Tennessee; chose MT over UT, Miami, FL, Florida, Notre Dame					
Terone Hicks	DB	5-10	175	Fr.	Huntsville, AL/Joe HS
- Set Alabama state record with 12 interceptions in 2001					
Cherise Ingram	WR	6-1	200	Fr.	Stockbridge, GA/Stockbridge HS
- Was third in state high jump (6-8) - 32 receptions					
Dominic Jones	DE	6-4	295	Jr.	Coffeyville, MS/WW Miss. JC
- Chose MT over Oklahoma State, Kentucky, Memphis					
Vernon Jones	ATH	6-4	295	So.	DeFuria Springs, FL/Baker HS
- Chose MT over Florida, Florida State, Georgia					
Jeff Lambeth	OL	6-3	340	So.	Gaffney, SC/Gaffney HS
- Rated No. 6 defensive lineman in the nation by ESPN					
Clay Marks	QB	6-2	180	Fr.	Fort Myers, FL/Elera HS
- Owns every passing record at Elera High School					
Will Martin	DB	6-1	200	Jr.	Cokeville, TN/Cokeville CC
- A CB in JC ... Threw for 1,852 yards, rushed for 500					
Wade McPherson	RB	6-11	225	So.	Madison, GA/Madison HS
- Originally signed with MT in 2000					
Brand Miller	DB	6-3	200	Fr.	Dalton, GA/W Whitfield HS
- Chose MT over South Carolina and Louisville					
Charlie Miller	LB	6-3	280	Fr.	Encouga, MS/Gulf Coast CC
- Had 97 tackles, 2.5 sacks and 2 INTs in two years					
Robby Payne	DE	6-5	262	Fr.	Morrilton, AR/Morrilton HS
- Rated the No. 36 player at his position by Rivals100					
Aaron Pitts	DB	6-0	175	Jr.	Silver Creek, MS/Copiah-Lincoln JC
- Had 12 interceptions in two years					
Austin Rainey	ATH	6-1	185	Fr.	Rock Hill, SC/Northeastern HS
- A three-time all-region and all-area pick					
Davarick Randall	DE	6-4	240	Fr.	Forsyth, GA/Mary Perdue HS
- Area Defensive Lineman of the Year					
Chris Sano	OL	6-2	240	Fr.	Albany, GA/Douglasville HS
- Chose MT over Louisville, Alabama, Southern Miss					
Tony Sellen	DB	5-8	170	Jr.	Troup, TN/Syler (MO) JC
- Runs a 4.4-40					
Dana Waller	OL	6-4	290	Jr.	DeFuria Springs, FL/SW Miss.
- Chose MT over Mississippi State, Memphis, Troy State					
Sean Walker	WR	5-10	160	Fr.	Madison, TN/Hunters Lake HS
- Chose MT over Ole Miss and Memphis					
Michael Watkins	WR	6-2	175	Fr.	College Park, GA/Bunker HS
- A Super Prep All-American					
Nico Whitehead	ATH	6-11	190	Fr.	Gadsden, AL/Gadsden HS
- The All-Stater chose MT over Auburn, UAB, Miss. St.					
Sam Williams	ATH	6-2	180	Fr.	Spartanburg, SC/Greenwood HS
- No. 10 rated dual threat QB in nation by Rival100					

» Email to a friend...

## Football Quick Links

- 2002 Schedule
- 2002 Spring Prospectus
- 2001 Schedule/Results
- 2001 Roster
- 2001 Final Stats
- 2001 Review
- Broadcast Archive
- Audio/Video Archive
- Camp Information
- MT Speed School
- Andy McCollum Radio Show
- 2000 Final Stats

**ESPN**

» Kuersten season will continue  
 » Williams in Houston to accept Astros manager job  
 » Knox willing to re-evaluate injured Webber.



- MEN'S SPORTS**
- BASKETBALL
  - BASKETBALL
  - CROSS-COUNTRY
  - FOOTBALL
  - GOLF
  - TENNIS
  - TRACK

- WOMEN'S SPORTS**
- BASKETBALL
  - CROSS-COUNTRY
  - GOLF
  - SOCCER
  - SOFTBALL
  - TENNIS
  - TRACK
  - VOLLEYBALL

- LIGHTNING LINKS**
- MT HOME PAGE
  - SUN BELT
  - WEATHER
  - VARSITY CLUB
  - MT LOGOS
  - SIDELINE
  - DAILY NEWS JOURNAL TENNESSEAN

## Newton Taken by Jags in 7th Round

MURFREESBORO, Tenn. - Middle Tennessee's all-time leading receiver, Kendall Newton, was taken in the seventh round of the NFL Draft today by the Jacksonville Jaguars. Newton, who played with the Blue Raiders from 1998-2001, was taken at the 222nd player in the draft and was the 11th pick in the seventh round.



Newton will join former Blue Raider Jonathan Quinn in Jacksonville. (1/17)

## More Football News

- » **Headlines Honored by Golden Key** (4/17)
- » **Coach Mac Honored as TFWA Coach of the Year** ... **Asolo** (4/16)
- » **McCullum Football Team Honored on Saturday** (4/15)
- » **Blue Raiders Conclude Spring Drills with New-Style Scrimmages** (4/15)
- » **McCullum Pleased with Effort, Intensity at Saturday Scrimmages** (4/16)
- » **DAA Walk Coach Mac** (3/22)
- » **Six NFL Teams Represented at Today's Pro Timing Event** (3/21)
- » **Coach's Signs With Vixars** (3/15)
- » **Stats Archive**

## Football Quick Links

- 2002 Schedule
- 2002 Spring Prospectus
- 2001 Schedule/Results
- 2001 Roster
- 2001 Final Stats
- 2001 Review
- Broadcast Archive
- Audio/Video Archive
- Camp Information
- MT Speed School
- Andy McCollum Radio Show
- 2000 Final Stats

**ESPN**

» Kuersten season will continue  
 » Williams in Houston to accept Astros manager job  
 » Knox willing to re-evaluate injured Webber.




Men: [ Baseball ] [ Basketball ] [ Cross-Country ] [ Football ] [ Golf ] [ Tennis ] [ Track ]  
 Women: [ Basketball ] [ Cross-Country ] [ Golf ] [ Soccer ] [ Softball ] [ Tennis ] [ Track ] [ Volleyball ]  
 Send email to [webmaster@goblue RAIDERS.com](mailto:webmaster@goblue RAIDERS.com)

©2001 BRAA and MT Athletic Media Relations - Phone 615.993.2400



Men: [ Baseball ] [ Basketball ] [ Cross-Country ] [ Football ] [ Golf ] [ Tennis ] [ Track ]  
 Women: [ Basketball ] [ Cross-Country ] [ Golf ] [ Soccer ] [ Softball ] [ Tennis ] [ Track ] [ Volleyball ]  
 Send email to [webmaster@goblue RAIDERS.com](mailto:webmaster@goblue RAIDERS.com)

©2001 BRAA and MT Athletic Media Relations - Phone 615.993.2400



**PREVIEW**

# 2002 Preview

## Blue Raiders Go for Back-to-Back SBC Titles

**OFFENSE:** Led by Heisman Trophy candidate Dwone Hicks, the Blue Raiders return eight starters to one of the nation's top-rated offenses.

**DEFENSE:** Michael Woods, Curtis Daniely, and Sheldon Durham return to lead what is expected to be the best defensive unit under Andy McCollum.

**SPECIALISTS:** All-Conference candidates Brian Kelly, Robert Billings, and returner Kerry Wright are back to make Blue Raider special teams a strong point in 2002.

### OFFENSE

The most productive offense in school history returns eight starters and 25 lettermen, which could lead to another exciting and unpredictable season in 2002. In 2001, the Blue Raider offense ended the year ranked a school-best fifth in the country overall and set school records in total offense with 5,295 yards and in scoring with 408 points. The explosive Blue Raider attack registered 30 or more points seven times in 2001, while topping the 50-point mark on three occasions.

This high scoring offense, however, must find a way to ease the loss of quarterback **Wes Counts** and receiver **Kendall Newson**. Both players own virtually every school record at their position and were very strong leaders.

"You can't hide the fact that we have a pair of pretty big shoes to fill in Counts and Newson," McCollum said. "But at the same time I think we have some exceptional talent waiting to run with the opportunity. We had a strong year on the offensive side of the ball last season and I don't see any reason why we won't be sound again in 2002."


One reason for optimism may be that McCollum has his entire starting offensive line returning and a trio of running backs as good as any in the country. The Blue Raiders, who have one of the more balanced attacks in I-A football, ranked seventh nationally in rushing offense in 2001 with 237.6 yards a game. **Dwone Hicks** and **Reshard Lee** ranked 25<sup>th</sup> and 72<sup>nd</sup>, respectively, in the country in rushing and formed the top tandem in the Sun Belt Conference.

The offensive weapons don't stop in the Blue Raider backfield, as a host of talented receivers return to the fold. Senior pass catchers **Tyrone Calico** and **David Youell** are proven big play targets, and will carry most of the load. Hashem Joyner, Kerry Wright, and Reggie Jones are all capable of deciding the outcome of a game.

"We have a lot of good athletes who can make things happen when they get the football," McCollum added. "What we have to concentrate on this year is taking care of the little things. When we do that consistently, we have a chance to be a pretty good offensive football team."

For the Blue Raiders to pick up where they left off a year ago, McCollum must find someone to run the show from under center. The favorite to take over the reigns left vacant by Counts will be redshirt junior **Andrico Hines**. A transfer from Southwest Mississippi Junior College, Hines patiently waited, watched, and learned from Counts last season by traveling with the team and signaling in plays during the game.

"Andrico has all the tools to be a great quarterback for Middle Tennes-



Andrico Hines is set to lead MT's high powered offense.

see," McCollum noted. "What he doesn't have is experience at this level, so it's our job to get him ready. But Andrico is not alone. He will have some talented players pushing him everyday. Andre Green brings some different things to the table, and we signed the No. 3 quarterback class in the country last year. Our situation under center is very encouraging."

Middle Tennessee's wide-open attack has gotten better and more exciting every year under McCollum and the trend looks to continue in 2002.

Following is a position-by-position look at the Blue Raider offense:

### Quarterbacks

Along with the receiver spot, the steadiest and most reliable position under McCollum has been quarterback. The fourth-year head coach and the Blue Raiders face something they have never encountered before under center - inexperience. The player on this year's team with more experience as the signal caller than anyone else is running back **Reshard Lee**, who lined up at quarterback once or twice a game last season.

"We lost a great player and a great leader in **Wes Counts**," McCollum said. "He had a great season last year and an outstanding career.

Wes was very knowledgeable when it came to running our offense and that will be missed.

**Jason Johnson** was also very instrumental in our growth at quarterback the past two years. But we have a couple of guys I believe Blue Raider fans will be very excited about when they get on the field."

The odds-on favorite to take the first snap against Alabama in late August will be Hines. A big and rangy player at 6-2, 210, Hines was a two-year starter for Southwest Mississippi JC, where he was known for his accuracy and decision making. Hines completed 101 of 158 passes for 1,319 yards his sophomore year for SMJC. The Riverdale, GA, native has been spending countless hours working with his re-

### OFFENSIVE BACKS

#### Quarterback

- 9 Andrico Hines (6-2, 210, r-Jr.)
- 7 Andre Green (6-1, 212, r-Fr.)
- 15 Blake Rolan (6-6, 212, r-So.)

#### Running Back

- 4 Dwone Hicks (5-11, 225, Sr.)
- 24 Reshard Lee (5-10, 227, r-So.)
- 28 Don Calloway (5-6, 181, Jr.)

#### Fullback

- 43 Avery Hatten (5-8, 260, Sr.)
- 39 John Madrick (5-10, 220, r-Sr.)
- 38 Nick McAfee (6-0, 220, So.)

ceivers and bending the ear of Counts on countless occasions.

"Andrico has been in the system for a year and learned a lot by traveling with us and being around Wes (Counts) and Jason (Johnson)," McCollum added. "Andrico's big thing is that he has to get on the field and perform, but he is surrounded by a lot of good people which should help the transition."

Battling Hines for the right to direct Middle Tennessee's fast break attack will be redshirt freshman **Andre Green**. The Fayetteville, GA, product was rated the No. 59 player in the country by Rivals.com coming out of high school and was regarded as one of the top athletes in the Atlanta area. The faster and more elusive of the two, Green spent last year working with the quarterbacks and also playing in the secondary on the defensive scout team.

Also in the picture at quarterback will be walk-on **Blake Rolan** and newcomers **Josh Harris** and **Clint Marks**.

## Running Backs

The most talented, deepest, and strongest position on the field is at running back, where arguably one of the nation's top five trios returns to lead the seventh best rushing offense in the country. Behind the running of **Dwone Hicks**, **Reshard Lee**, and **Don Calloway**, the Blue Raiders averaged 237.6 yards a game and totaled 26 of the team's 32 rushing touchdowns.



**Don Calloway, who missed the team's last six games in 2001 with a broken ankle, is back at 100 percent to help form one of the top rushing trios in college football.**

"There are a lot of good running backs out there, but there are not many as talented as our three," McCollum said. "All three bring something a little different to the table, which makes us tougher to defend. Hicks is the power back, Lee is our versatile back, and Calloway is a tough guy who can run inside or outside."

Hicks, who is being touted as a Heisman, All-American, and Doak Walker award candidate, is one of the best unknown players in the nation. In January, he announced plans to return for his senior season rather than enter the NFL Draft, which was great news for the Blue Raider faithful. The Huntsville, AL, native has registered back-to-back 1,000-yard seasons and finished among the nation's top three scorers two years in a row. Hicks, who enters the 2002 campaign needing 1,221 yards to become the school's all-time rushing leader, has averaged 6.4 yards a carry over his last five games against SEC competition (90-579).

"We know what Dwone can do on the field, but the reason he is a Heisman candidate is because he is the total package," McCollum said. "He has great character, work ethic, a sense of urgency, and is the ultimate team player. Winning to Dwone is far more important than any individual honor. I am thankful every day he is on our side. I would not enjoy preparing for him."

Behind Hicks will be Lee, who is one of the more versatile threats in the Sun Belt. The Brunswick, GA, native was fifth in the conference in rushing a year ago with 790 yards, while leading the SBC in yards per attempt (7.3). Lee, who put together two 100-yard rushing games in 2001, was also an effective kickoff returner and occasionally lined up under center. In his top game of the year, Lee rushed for 127 yards on only eight carries (15.9 yards a carry) against Louisiana-Lafayette and later churned up 146 yards in a win over Arkansas State.

The third player in Middle Tennessee's potent running attack is Calloway. The 5-7 junior is small in height, but big in heart. Calloway averaged 4.9 yards a carry and scored two touchdowns before going down with a broken ankle in game six against North Texas. In that game, Calloway, who was playing for the injured Hicks and Lee, had three carries for an impressive 24 yards before turning a summersault for a first down and landing badly on his ankle. "If Don doesn't

go down we might have seen a different outcome," McCollum added. "He was running that well."

Look for walk-on **Allen Young** (Ripley, TN) to provide extra depth and keep the pressure on the top three.

## Fullbacks

The fullback position lost a tough, hard-nosed player in **Jason Spray** to graduation, but returns two veterans and a promising newcomer. Spray, who had his career cut short with a knee injury at Ole Miss in week seven, sprung Hicks and company for numerous scores during his career.

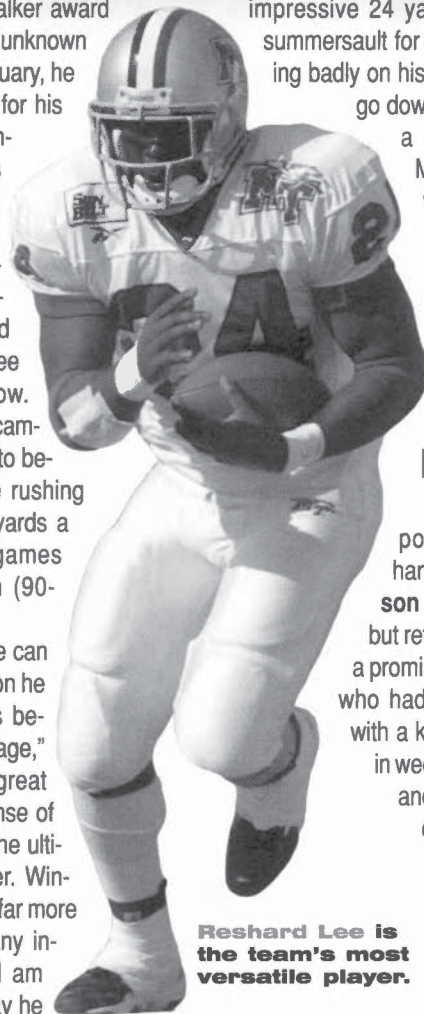
Leading the way at fullback in 2002 will be senior **Avery Hatten**, who really proved to be a

solid player late last year. Hatten, who earned two of the four fullback starts in 2001, had just two carries and one reception on the season. The Hattiesburg, MS, native did, however, haul in two passes on two-point plays.

Backing up Hatten will be senior **John Madrick** and sophomore **Nick McAfee**. Madrick saw action in just five games last year and did not have a carry. McAfee, a newcomer, sat out last season to concentrate on academics. The Marietta, GA, native was highly rated coming out of high school.

## Receivers

Kendall Newson, the best all-around receiver in school history, is now performing at the next level. The Blue Raider record holder in virtually every receiving category will be hard



**Reshard Lee is the team's most versatile player.**

# RECEIVERS

## "X"

- 27 Tyrone Calico (6-4, 221, r-Sr.)
- 87 Ryan Edmiston (6-0, 189, r-Jr.)

## "H"

- 85 Chris Henry (5-8, 156, r-Fr.)
- 84 Reggie Jones (6-2, 219, Sr.)

## "Y"

- 80 David Youell (5-11, 184, r-Sr.)
- 8 Hashem Joyner (5-9, 152, r-So.)

## "Z"

- 1 Kerry Wright (5-9, 177, r-So.)
- 6 Wardell Alsup (6-2, 152, Jr.)

## TIGHT END

- 82 Lucas Frost (6-3, 246, r-Sr.)
- 13 Quan Domineck (6-5, 238, So.)

to replace, but McCollum feels he has the right mix of players coming back to ease the pain.

"Kendall is probably the best all-around receiver I have ever been around because of his work ethic, desire, attitude, and his willingness to take over a game when needed," McCollum said. "All those qualities have a tendency to rub off on other players and I hope that's what happens."

Don't feel sorry for the Blue Raiders just yet, as they return seven of their top nine pass catchers from a year ago, including all-conference candidates **Tyrone Calico** and **David Youell**.

"Calico and Youell have made a lot of big

plays in their careers and I don't expect anything different this year," said McCollum.

Calico, a senior, has played in the shadows of Newson his entire career, but most feel 2002 will be his time to shine. The Millington, TN, product is the second leading receiver in school history with 149 catches for 2,030 yards, and ranks tied for eighth all-time in touchdown receptions with 13. At 6-4, 224, Calico has the size and speed pro scouts dream about, and he continues improving in his knowledge of the game. Calico, who had five catches for 160 yards and a personal-best three scores against Idaho, was third in the league in touchdown grabs and tied for eighth in total receptions.

Walk-on **Ryan Edmiston** and freshman **Pierre Ingram** will push Calico for time at the 'X' position. Edmiston did not play last season, but impressed the coaches with his route-running and catching ability. Ingram, who jumped 6-8 in the high jump at Stockbridge (GA) High School, is in the same mold as Calico at 6-4, 200.

Sure-handed Youell will take over Newson's old "Y" spot. The senior from Sevierville, TN, is coming off his best year as a Blue Raider by reeling in a career-best 37 catches for 358 yards and his first collegiate touchdown. Youell, noted as a tough player, registered his first 100-yard receiving game in the dramatic comeback win over New Mexico State. Against the Aggies, Youell collected a career-high 10 receptions for 104 yards.

Behind Youell will be sophomore **Hashem Joyner** from College Park, GA. Joyner, who played 10 games last year, did not see a lot of playing time due to Newson rarely coming out of a contest. On the season, Joyner had a per-catch average of 29.3 on three receptions. In last year's win over Troy State, Joyner responded with two catches for 80 yards, including a career-long 69-yarder.

Filling Youell's former spot at the "H" position will be promising

freshman **Chris Henry** from Kingsport, TN. Henry was redshirted in 2001, but did travel with the team, which advanced his knowledge of the offense. Rated one of the top receiving prospects in the state coming out of high school, Henry has been impressive in off-season workouts and the coaches expect

big things from him in 2002. Competing for time with Henry will be senior **Reggie Jones**, who

joined the Blue Raiders a year ago as a junior college transfer. Coach McCollum has referred to Jones' development as a key to the receiving corps because he has the size (6-3, 225) and ability to create match-up problems with any secondary. Jones, a junior college All-American return specialist, spent most of his time on special teams in 2001.


Also battling for playing time will be true freshman **Sean Waller**, a speedster from nearby Madison, TN.

The starter at the "Z" (flanker) position will be cat-quick **Kerry Wright**. A starter in three games last season, Wright had seven catches for 144 yards and a touchdown, while sharing time with

Hansford Johnson. Wright, who had a 58-yard score in the win over Idaho, led the Sun Belt Conference in kickoff return average (24.9). The East Point, GA, native is a superb athlete who has a vertical jump of 37 inches and runs a 1.66 10-yard dash. The coaches will do all they can to get him the ball, so he can put his athleticism to work in hopes of making big plays.

Backing up Wright will be junior **Wardell Alsup**, who made the move from defensive back to wide receiver during the spring. Alsup, a local product from Murfreesboro's Oakland High School, started his career as a wide receiver and even earned a start in 2000 against Connecticut. Last year as a defensive back, Alsup started the first five games of the season at right corner and finished with 13 tackles and an interception. A former all-state receiver, Alsup brings speed and toughness to the position.

Also in the hunt at the flanker spot will be



**Kerry Wright adds speed and quickness to a talented group of receivers.**



**David Youell, who has caught a pass in 22 straight games, is coming off a career season for MT. The senior is a strong candidate for all-conference honors in '02.**

newcomer **Michael Watkins**, a Super Prep All-American out of College Park, GA, and senior **Rondell Newson**.

## Tight Ends

The tight end position is the most talented and experienced since McCollum arrived in 1998. Three veterans are back, including starter **Lucas Frost**. The senior from Jonesboro, GA, has made incredible strides since stepping on campus in 1998. Last year he earned the 'Best Conditioned Athlete' award after scoring a perfect 34 out of 34 points during the summer strength and conditioning program. In four starts, Frost, the top blocker of all the tight ends, collected two receptions for 12 yards and a touchdown.

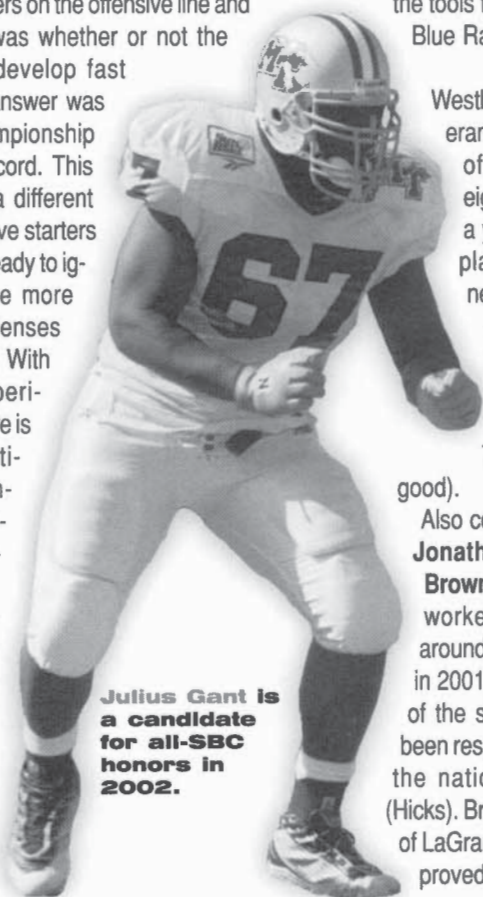
Pushing Frost will be sophomore **Quan Domineck**, who is the player with the most natural talent. Domineck, rated the No. 4 tight end in the nation coming out of high school, played in nine games last year and hauled in two passes for 37 yards.

Also competing for time at tight end will be senior **Reggie Polk**. Polk, from Douglasville, GA, has played in just two career games.

## Offensive Line

A year ago, the Blue Raiders had to replace four starters on the offensive line and the question was whether or not the group could develop fast enough. The answer was a league championship and an 8-3 record. This year there is a different tone since all five starters are back and ready to ignite one of the more dangerous offenses in the country. With so much experience back, there is cautious optimism for another record-breaking campaign.

"Everyone knows that the strength to any offense is line play," McCollum said. "We have some



**Julius Gant is a candidate for all-SBC honors in 2002.**

good leaders and talented players up front. This group should be stronger and deeper than last year, which gives us great potential for our offense."


Leading the way up front will be all-conference left tackle **Brandon Westbrook**, who may be the top lineman in the league. The Cumming, GA, native recorded 65.5 knockdowns last year and was voted the team's Lineman of the Week a team-best five times. Westbrook, who has played his entire career at left tackle, showcased his versatility last season by also gaining starts at right tackle (2) and right guard (1).

Playing behind Westbrook will be veteran **Jonathan Proby** out of Madison, GA. Proby, who averaged a career-best 30 snaps a game last season in 11 games, earned four starts a year ago (3 at left tackle, 1 at right tackle). A short yardage specialist, Proby graded out at 70 percent or better four times in 2001.

Also in the mix behind Westbrook and Proby will be redshirt freshman **Brett Trott**. Trott, a highly recruited player from Murfreesboro's Oakland High School, has all the tools to be an impact player for the Blue Raiders.

Playing alongside Westbrook at left guard will be veteran **David Coy**. The senior out of Wentzville, MO, was an eight-game starter at left guard a year ago and could very well play either tackle position if needed. Last season, Coy had a personal-best 46.5 knockdowns and graded out at 70 percent or better on four occasions (a grade of 70 or better is considered good).

Also competing at left guard will be **Jonathan Barry** and **Shavaskey Brown**. A former walk-on, Barry has worked himself into a solid all-around lineman. A two-game starter in 2001, Barry is also a key member of the short-yardage team that has been responsible for opening holes for the nation's No. 2 ranked scorer (Hicks). Brown, a highly rated player out of LaGrange, GA, sat out last year, but proved to the coaches that he has



**Jonathan Barry, a senior, takes a break on the sidelines after helping the Blue Raiders to a touchdown against Idaho.**

plans to push for playing time somewhere along the offensive line.

Manning the middle of the Blue Raider line will be senior **Glen Elarbee**, who was last year's most surprising player. The Carrollton, GA, native was a second team all-conference selection and was nearly flawless in his assignments all year. Elarbee led the Blue Raiders in knockdowns with 92.5 and snaps played (767). The team's knockdown leader in seven games and the offensive line's 'Best Finisher' six times, Elarbee graded out at 74 percent or

## OFFENSIVE LINE

### LEFT TACKLE

- 59 Brandon Westbrook (6-6, 296, r-Jr.)
- 74 Jonathan Proby (6-3, 270, r-Sr.)
- 69 Brett Trott (6-4, 290, r-Fr.)

### LEFT GUARD

- 72 David Coy (6-4, 290, Sr.)
- 71 Jonathan Barry (6-2, 324, r-Sr.)
- 76 Shavaskey Brown (6-2, 320, r-Fr.)

### CENTER

- 57 Glen Elarbee (6-2, 275, r-Sr.)
- 65 Joe Moos (6-2, 280, r-Jr.)
- 50 Gary Sanders (6-4, 308, r-Jr.)

### RIGHT GUARD

- 77 Kevin Pascoe (6-3, 288, r-Sr.)
- 55 Josh Willoughby (6-4, 339, r-Jr.)
- 73 Bill Brasch (6-3, 302, Jr.)

### RIGHT TACKLE

- 67 Julius Gant (6-4, 298, r-So.)
- 75 Brandon Parker (6-7, 314, Jr.)
- 70 Seth Grabo (6-4, 281, r-So.)

better on eight occasions.

Also in the hunt at center will be junior **Joe Moos** and junior **Gary Sanders**, who hails from Hendersonville, TN. Moos, a local product from Murfreesboro's Riverdale High School, played in three games last season. In a win over Arkansas State he played 22 snaps and graded out 91 percent. Moos, one of the strongest players on the team, started last season on the defensive line before moving to center toward the end of fall camp. Sanders, who has not played in a game at Middle Tennessee, continues to impress the coaching staff with his dedication to improving.

Over at right guard, senior **Kevin Pascoe** will get the starting nod. A 10-game starter last season, Pascoe has been a steady player along the offensive line during the McCollum era. The Palmetto, FL, native recorded 59.5 knockdowns in 2001, while grading out at 70 percent or better six times.

Pushing Pascoe hard for playing time will be redshirt junior **Josh Willoughby**. Willoughby, also a member of the short-yardage team, has really matured over the past year. A physical player, Willoughby played a career-best 142 snaps last season and earned one start.

Backing up Pascoe and Willoughby will be **Bill Brasch**. A transfer from Northeast Oklahoma A&M, Brasch played mainly in short-yardage and goal line situations a year ago. The junior played in 10 games during the 2001 campaign and earned a season-high 27 snaps against Troy State.

**Julius Gant**, who had an all-conference type of season in 2001, is back as the starter at right tackle. A strong and physical player, Gant has all the tools to carry his play to the next level. The Atlanta, GA, product averaged 54 snaps a game and earned 'Lineman of the Week' honors after grading out at 72 percent against LSU. With year one under his belt, the coaches feel Gant is ready to shine in '02.

Battling Gant will be big **Brandon Parker** (6-7, 322) from Catoosa, OK. Like Brasch, Parker is a junior college transfer who played mainly in short-yardage and goal line oppor-

tunities. Parker played 30 snaps against Troy State and added 22 and a grading of 75 percent in the win over Arkansas State.

Sophomore **Seth Grabo**, who has not played in a game at MT, is also in the picture at right tackle.

## DEFENSE

The offense steals most of the headlines, but it's the defense that continues to show the steady improvement under McCollum. In 1999, Middle Tennessee ranked No. 108 nationally in total defense, then improved 31 spots to No. 77 in 2000. Last year, the Blue Raiders ranked No. 73 in the nation and feel very good about that number falling even lower in 2002. Six starters and 19 lettermen are back to lead a unit that finished second in the SBC in scoring defense.

The Blue Raiders moved from a 4-3 alignment in the middle of two-a-days last year to a 3-3 stack under defensive coordinator Steve Davis. The move was orchestrated so Middle Tennessee could get more



Jerry Vanderpool

speed and athleticism into the lineup, while being able to give offenses more looks.

"This defense is a simpler package that allows us to stunt and blitz more often," Davis said. "It's easier to learn and allows us to use more skill players."

McCollum pushed for the switch a year ago and is very happy with the direction the defense is going.

"This defense has the opportunity to be vastly improved," McCollum said. "We have some good people coming back and we have depth at every position. We will continue to improve putting

## DEFENSIVE LINE

### LEFT END

- 90 Samuel Smith (6-4, 252, Sr.)
- 98 Demetrios Walker (6-3, 243, Jr.)
- 89 Curt Brown (6-3, 227, r-Fr.)

### TACKLE

- 97 Jerry Vanderpool (6-3, 276, r-So.)
- 93 Thomas Johnson (6-2, 278, r-So.)
- 99 Kai Zeigler (6-3, 278, Sr.)

### RIGHT END


- 96 Curtis Daniely (6-5, 285, Sr.)
- 95 Jonathan Callahan (6-4, 235, r-Fr.)
- 86 Dominic Jones (6-3, 268, Jr.)

pressure on the quarterback and stepping up in the secondary."

## Defensive Line

Left end is short on experience but rich in talent. The favorite to take over Tanaka Scott's position will be senior **Sam Smith**, a junior college transfer out of Moss Point, MS. Smith, who started once and played in all 11 games a year ago, had 12 total tackles. With his size and overall ability to go along with a year's experience, Smith is expected to have a big season for the Blue Raiders.

Behind Smith will be Mr. Energy himself, **Demetrios Walker**. The junior from Kansas City, MO, is known for his tireless motor and pass rushing ability. Walker, who played in all 11 games and registered nine tackles last season, was mainly used on special teams, but



Thomas Johnson started four games last year and averaged over 35 snaps played per game.

figures to be a threat this year in putting pressure on the opposing quarterback.

Redshirt freshman **Curt Brown** will also vie for playing time. Brown, who hails from Loudon, TN, sat out last season to mature, improve his strength, and learn the defensive system. The Blue Raider coaches have been very pleased with Brown's progress over the past year.

The middle will be a battle between veterans **Jerry Vanderpool**, **Thomas Johnson**, **Kai Zeigler**, and highly rated newcomer **Jeff Littlejohn**. Vanderpool, the redshirt sophomore out of Nashville, started one game at defensive tackle and played in 10 to record 12 tackles and two for loss. Johnson, a four-game starter last year, had 19 tackles and a sack in his first season as a Blue Raider. A versatile athlete, Johnson has the ability to play multiple positions, which will be an asset for MT up front.

Zeigler, a former pre-season All-American at Kilgore JC, brings experience and depth to the position. The Copperas Cove, TX, native played in 10 games last season, including one as a starter. Littlejohn, one of the most highly recruited players in the history of Middle Tennessee football, was rated the No. 6 defensive lineman in the country coming out of high school. The Gaffney, SC, native sat out last year, but is expected to make a major impact for the Blue Raiders down in the trenches. Littlejohn has the size, speed, strength, and all the intangibles to be a dominating player up front.

Veteran **Curtis Daniely** from Forsyth, GA, will get the nod at right end. The leading returner in quarterback sacks, Daniely is coming off a career year with 29 tackles, three sacks, and four tackles for loss. Daniely, at 6-5, 288, has improved with every game he has played and the coaches feel this could be his year.

The dark horse among all the linemen

may be redshirt freshman **Jonathan Callahan** out of Tyrone, GA. Callahan was a member of the travel squad and tempted coaches on numerous occasions to insert him into the lineup. At 6-4, 240, Callahan possesses the size, speed, and toughness to make a big impact in 2002.

Newcomer **Dominic Jones** will push Daniely and Callahan. The Coffeeville, MS, product, who chose MT over Oklahoma State, Kentucky, and Memphis, was a mid-term signee last December and went through spring drills. The 6-4, 275-pounder was the Defensive MVP for the North team at the 2001 Mississippi JUCO All-Star game and is expected to make an impact this year for the Blue Raiders.

## Linebackers

In 2001, the Blue Raider linebackers showed dramatic improvement from 2000, and with four of five starters returning in 2002, McCollum feels that this group will be the best yet.

Leading the way in the middle will be Nashville's **Randy Arnold**, who completed an injury free year in 2001. After starting last season in a reserve role, Arnold worked his way into the starting lineup, where he remained

for the team's last nine games of the year. In the best season of his career, Arnold finished as the team's fifth leading tackler and enjoyed one of his top collegiate games against LSU with nine stops. Adding quality depth behind

Arnold will be junior college transfer **Charlie Myles** from Gulf Coast (MS) Community College. Myles, who signed with the Blue Raiders in December, brings good size (6-1, 240) and toughness to the position. Also in the mix at the middle linebacker spot will be senior **Chris Gatlin** from Spring, TX. An eight-game starter as a sophomore, Gatlin played in nine games last year and earned one start.

Over at the right linebacker position will be Gadsden, AL, native **Louis Kemp**. A former walk-on, Kemp is coming off his best

# LINEBACKERS

## LEFTSIDE LINEBACKER

- 47 Sheldon Durham (6-2, 239, Sr.)
- 53 Joey Montalbano (5-9, 200, r-Jr.)

## MIKE

- 54 Randy Arnold (5-11, 227, r-Jr.)
- 40 Chris Gatlin or 45 Charlie Myles

## RIGHTSIDE LINEBACKER

- 52 Louis Kemp (5-10, 210, r-Sr.)
- 26 Blake Morris (6-2, 214, So.)

## LEFT PONY

- 23 Alvin Fite (6-0, 220, So.)
- 11 Kareem Bland (6-0, 187, r-Sr.)

## RIGHT PONY

- 42 Brandon Lynch (6-0, 184, Jr.)
- 21 Chris Hough (6-1, 200, r-So.)

year as a Blue Raider when he totaled 35 tackles, including four for a loss, in 2001. With the rapid development of Arnold, Kemp was moved from inside to outside linebacker midway during the year to better utilize his skills.

Backing up Kemp will be rising star **Blake Morris**. A former Mr. Football finalist at Bradley Central High School in Cleveland, TN, Morris recorded 20 tackles for the Blue Raiders as a true freshman. In his lone start of the year, Morris registered six tackles and three pressures on Ole Miss signal caller Eli Manning and gave coaches a glimpse of what the future will be like at linebacker for Middle Tennessee.

Looking to get in the mix on the right side will be redshirt freshman **Fletcher Williams**,



**Randy Arnold is coming off his best season as a Blue Raider.**



**Louis Kemp is the Blue Raiders' high energy player on defense.**

who really impressed during the spring. A physical player, Williams sat out last year due to NCAA academic guidelines.

All-SBC candidate **Sheldon Durham** will get the starting job at the left linebacker position. A senior, Durham was a nine-game starter as a junior and finished with 39 tackles and two sacks. A tough and hard-nosed player, Durham averaged nearly 50 snaps a game and has played at both the right and left side backer spots.

Pushing Durham will be junior **Joey Montalbano**, a former walk-on who earned a scholarship last season. Pound-for-pound, Montalbano, the team's 2001 Lifter of the Year, is the strongest player on the team. Montalbano, who played in all 11 games last season, is known for his great desire and attitude.

Also in the hunt will be transfer **Kenny Edwards** from Georgia Military College. Edwards was the second leading tackler last season for GMC to help lead them to a junior college national championship and a perfect 11-0 record.

The two outside linebacker positions are referred to as ponies in the Middle Tennessee system. The ponies are a cross between a linebacker and a corner and allow the Blue Raiders to have more speed and athleticism on the field.

The starter at right pony (outside linebacker) will be the athletic and talented **Brandon Lynch**. The junior from Hephzibah, GA, was the Blue Raiders' third leading tackler last year with 54 stops and started all 10 games he played. In consecutive games against New Mexico State, Arkansas State, and LSU, Lynch displayed his talents by setting a career-best with eight tackles in each contest.


Behind Lynch will be sophomore **Chris Hough**, who saw action in all 11 games last season and was very active on special teams. Hough, a very athletic and rangy player, collected 27 tackles in a reserve role a year ago as an inside linebacker.

Also competing behind Hough will be newcomer **Jonathan Bonner**.

Future star **Alvin Fite** earned the starting job at left pony coming out of spring practice. A highly rated recruit coming out of Nashville's Hillsboro High School, Fite saw action in the team's first eight games last year before suffering a knee injury and missing the final three contests. A very strong and athletic player, Fite played mainly on special teams as a freshman.

Experienced senior **Kareem Bland**, a starter in 16 career games, will play behind Fite. Bland, who was seventh on the team in tackles with 46 last year, also excels on special teams. The Conley, GA, native blocked two kicks in 2001 to go along with numerous special teams' tackles.

An outstanding athlete, Bland is also a member of the Blue Raider track team.



**Chris Johnson is the senior leader in the Blue Raiders secondary.**

## Secondary

The area that got the most attention in the off-season was the secondary, where McCollum felt the team needed more speed and athleticism. The Blue Raiders added six new defensive backs through recruiting, including three junior college players who are expected to make an immediate impact.

"We are still not where we need to be in the secondary,

but I definitely think we have gotten better," McCollum said. "There are some guys back there who can put us over the hump, but it's all about gaining experience."

The speedy **Muhammad Rashada** looks to be the starter at right corner, a position the Blue Raiders had a hard time finding consistent play at in 2001. Rashada, who had a career-best 28 stops as a sophomore, had seven tackles in starts against Ole Miss and North Texas. Battling Rashada will be newcomer **Tony Sutton**, a two-year starter for Tyler (TX) Junior College. Sutton registered 46 tackles and five pass breakups last year in helping lead Tyler to an 8-4 record.

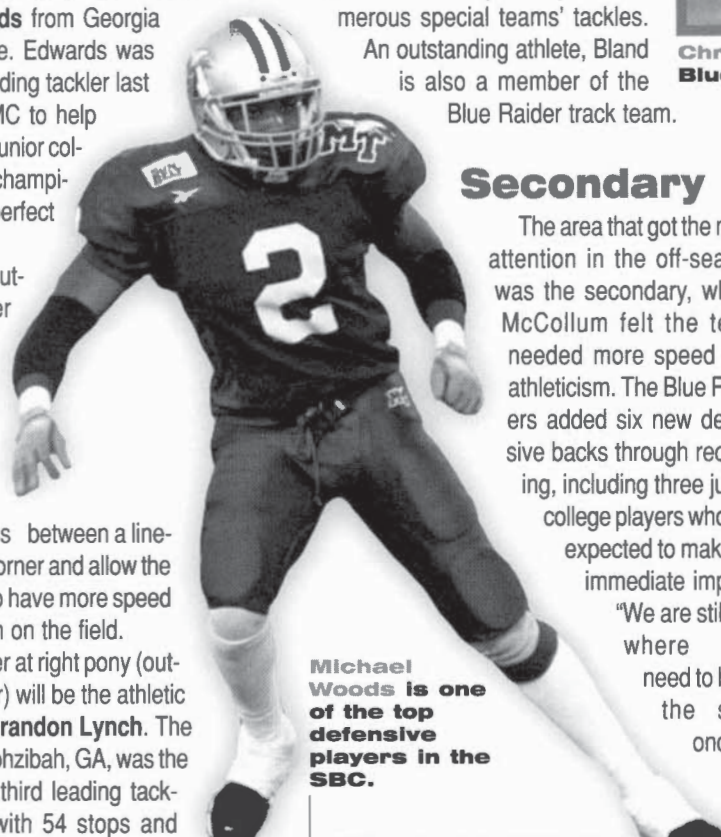
**Tyrone Hicks**, brother of Dwone Hicks, is expected to make a major push for playing time as a true freshman. Hicks, an outstanding athlete, set the Alabama state record last year with 12 interceptions and recorded 24 during his career.

True freshman **Eugene Gross**, a quarterback and safety at Statesboro (GA) High School, will also figure in at the position.

Leading the way on the left side will be veteran **Chris Johnson**, who played mostly at outside linebacker last year. Johnson, a senior who has played in all 33 games of his career, had 12 tackles a year ago and was also a major contributor on special teams.

**Aaron Pitts**, a transfer from Copiah-Lincoln Community College, will backup Johnson. Known for his nose for the ball, Pitts recorded 12 interceptions in two years at Co-Lin, including eight as a sophomore.

Highly-touted **Shawn Allen** from



**Michael Woods is one of the top defensive players in the SBC.**

## SECONDARY

### LEFT CORNER

- 10 Chris Johnson (5-10, 176, Sr.)
- 19 Aaron Pitts (5-11, 176, Jr.)
- 36 Shawn Allen (6-0, 191, So.)

### FREE SAFETY

- 2 Michael Woods (6-1, 200, Jr.)
- 12 Will Martin (5-11, 203, Jr.)

### RIGHT CORNER

- 5 Muhammad Rashada (5-11, 170, r-Jr.)
- 3 Tony Sutton (5-11, 194, Jr.)



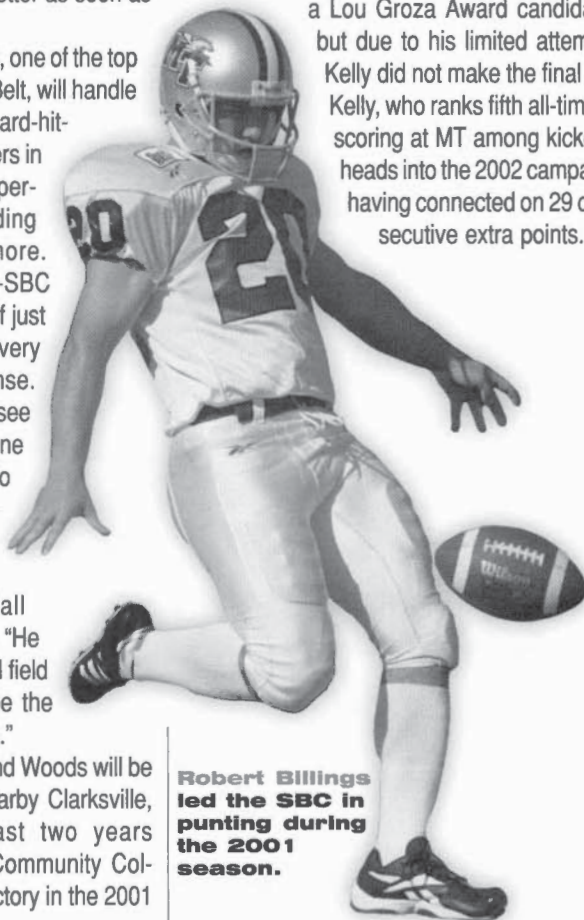
**Brian Kelly has made a school record 77.3 percent of his field goals (17-for-22).**

LaGrange, GA, is expected to make his way up the depth chart quickly after being injured in the spring. Coming out of Troup Co. High School, Allen was regarded as the No. 2 rated safety in the state. Allen, who sat out last year at MT, brings speed, toughness, and athleticism to the secondary, and the coaches feel he will make the group better as soon as he steps on the field.

Veteran **Michael Woods**, one of the top defensive players in the Sun Belt, will handle the job at free safety. The hard-hitting Woods led the Blue Raiders in tackles last season with a personal-best 80 stops, including three games with 10 or more. Woods, a second team All-SBC performer in 2001, was one of just two Blue Raiders to start every game last season on defense. Look for Woods to possibly see time at outside linebacker if one of the newcomers is able to take over his free safety duties.

"Michael Woods' motor reminds me of Kendall Newson's," McCollum added. "He is just a natural on the football field and has a great desire to be the best. He's a fun guy to coach."

The first one in line behind Woods will be transfer **Will Martin** from nearby Clarksville, TN. Martin spent the past two years quarterbacking Coffeyville Community College, where he led them to victory in the 2001



**Robert Billings led the SBC in punting during the 2001 season.**

Heart of Texas Bowl. A Kansas State signee out of high school, Martin has the size (6-1, 200), speed, and athletic ability to work his way into the starting lineup.

True freshman **Kevin Copeland** out of Warm Springs, GA, could also figure into the Blue Raiders' plans at free safety.

## Specialists

One of the strongest areas for the Blue Raiders this season should be in special team's play. The Blue Raiders return their place-kicker, punter, holder, and all key returners for 2001. The biggest question mark will be find-

ing a replacement for snapper Chris Matusek, who was nearly perfect during his four years on the job.

Reliable **Brian Kelly** will once again handle the placekicking duties for the Blue Raiders. The junior has made 17 of 22 career field goals and entered last season as a Lou Groza Award candidate, but due to his limited attempts Kelly did not make the final list. Kelly, who ranks fifth all-time in scoring at MT among kickers, heads into the 2002 campaign having connected on 29 consecutive extra points.

# SPECIALISTS

## PLACEKICKER

- 22 Brian Kelly (6-0, 173, Jr.)
- 49 Paul Wheeler (6-1, 225, r-Fr.)

## PUNTER

- 20 Robert Billings (6-0, 204, r-Jr.)

## PUNT RETURNER

- 1 Kerry Wright (5-9, 177, r-So.)
- 80 David Youell (5-11, 184, r-Sr.)

## KICKOFF RETURNER

- 1 Kerry Wright (5-9, 177, r-So.)
- 24 Reshard Lee (5-10, 227, r-So.)

## HOLDER

- 80 David Youell (5-11, 184, r-Sr.)
- 24 Reshard Lee (5-10, 227, r-So.)

## SNAPPER

- 58 Demitri Carter (6-1, 230, r-Fr.)
- CJ Smith (6-0, 184, r-Fr.)

Junior **Robert Billings**, who led the Sun Belt Conference in punting last year, is back for Middle Tennessee. Billings, who averaged 42.3 yards a punt last year, had one-fourth of his attempts downed inside the opponents' 20-yard line and went on to earn all-conference honors. Billings would have ended the year ranked in the nation's top 25, but he did not have enough attempts to qualify due to the success of the Blue Raider offense.

**Kerry Wright** is the favorite to take over the punt return duties left vacant by **Hansford Johnson**. Wright only had four returns last season, but his good hands and quickness make him a natural for the position. Wright will also join **Reshard Lee** to form the team's kickoff return tandem. Wright led the Sun Belt in kickoff return average at 24.9 yards a return, including an 86-yarder for a score against Connecticut. Lee had a 14.2-yard average and had a career-best 80-yard return against Troy State.

The favorite to replace Matusek as the team's deep snapper will be walk-on **Demitri Carter** out of Nashville, along with walk-on **John Crawford**. Mr. Reliable **David Youell** will once again take care of the holding duties for field goals.

# 2002 Depth Chart

## OFFENSE

<b>QUARTERBACK</b>	9	Andrico Hines (6-2, 210, r-Jr.)	7	Andre Green (6-1, 212, r-Fr.)
<b>FULLBACK</b>	43	Avery Hatten (5-8, 260, Sr.)	39	John Madrick (5-10, 220, r-Sr.)
<b>TAILBACK</b>	4	Dwone Hicks (5-11, 225, Sr.)	24	Reshard Lee (5-10, 227, r-So.)
<b>X RECEIVER</b>	27	Tyrone Calico (6-4, 221, r-Sr.)	87	Ryan Edmiston (6-0, 189, r-Jr.)
<b>H RECEIVER</b>	85	Chris Henry (5-8, 156, r-Fr.)	84	Reggie Jones (6-2, 219, Sr.)
<b>Y RECEIVER</b>	80	David Youell (5-11, 184, r-Sr.)	8	Hashem Joyner (5-9, 152, r-So.)
<b>Z RECEIVER</b>	1	Kerry Wright (5-9, 177, r-So.)	6	Wardell Alsup (5-9, 152, Jr.)
<b>LEFT TACKLE</b>	59	Brandon Westbrook (6-6, 296, r-Jr.)	74	Jonathan Proby (6-3, 270, r-Sr.)
<b>LEFT GUARD</b>	72	David Coy (6-4, 290, Sr.)	71	Jonathan Barry (6-2, 324, r-Sr.)
<b>CENTER</b>	57	Glen Elarbee (6-2, 275, r-Sr.)	65	Joe Moos (6-2, 280, r-Jr.)
<b>RIGHT GUARD</b>	77	Kevin Pascoe (6-3, 288, r-Sr.)	55	Josh Willoughby (6-4, 339, r-Jr.)
<b>RIGHT TACKLE</b>	67	Julius Gant (6-4, 298, r-So.)	75	Brandon Parker (6-7, 314, Jr.)
<b>TIGHT END</b>	82	Lucas Frost (6-3, 246, r-Sr.)	13	Quan Domineck (6-5, 238, So.)

## DEFENSE

<b>LEFT END</b>	90	Samuel Smith (6-4, 252, Sr.)	98	Demetrios Walker (6-3, 243, Jr.)
<b>TACKLE</b>	97	Jerry Vanderpool (6-3, 276, r-So.)	93	Thomas Johnson (6-2, 278, r-So.)
<b>RIGHT END</b>	96	Curtis Daniely (6-5, 285, Sr.)	95	Jonathan Callahan (6-4, 235, r-Fr.)
<b>LINEBACKER (left)</b>	47	Sheldon Durham (6-2, 239, Sr.)	53	Joey Montalbano (5-9, 200, r-Jr.)
<b>MIKE LINEBACKER</b>	54	Randy Arnold (5-11, 227, r-Jr.)	40	Chris Gatlin OR 45 Charlie Myles
<b>LINEBACKER (right)</b>	52	Louis Kemp (5-10, 210, r-Sr.)	26	Blake Morris (6-2, 214, So.)
<b>LEFT PONY</b>	23	Alvin Fite (6-0, 220, So.)	11	Kareem Bland (6-0, 187, r-Sr.)
<b>RIGHT PONY</b>	42	Brandon Lynch (6-0, 184, Jr.)	21	Chris Hough (6-1, 200, r-So.)
<b>LEFT CORNER</b>	10	Chris Johnson (5-10, 176, Sr.)	19	Aaron Pitts (5-11, 176, Jr.)
<b>FREE SAFETY</b>	2	Michael Woods (6-1, 200, Jr.)	12	Will Martin (5-11, 203, Jr.)
<b>RIGHT CORNER</b>	5	Muhammad Rashada (5-11, 170, r-Jr.)	3	Tony Sutton (5-11, 194, Jr.)

## SPECIALISTS

<b>PLACEKICKER</b>	22	Brian Kelly (6-0, 173, Jr.)	49	Paul Wheeler (6-1, 225, r-Fr.)
<b>PUNTER</b>	20	Robert Billings (6-0, 204, r-Jr.)		
<b>SNAPPER</b>	58	Demitri Carter (6-1, 230, r-Fr.)		CJ Smith (6-0, 184, r-Fr.)
<b>HOLDER</b>	80	David Youell (5-11, 184, r-Sr.)	24	Reshard Lee (5-10, 227, r-So.)
<b>KICKOFF RETURN</b>	1	Kerry Wright (5-9, 177, r-So.)	24	Reshard Lee (5-10, 227, r-So.)
<b>PUNT RETURN</b>	1	Kerry Wright (5-9, 177, r-So.)	80	David Youell (5-11, 184, r-Sr.)

# 2002 Rosters

## Numerical

NO	NAME	POS	HT	WT	CL	B'DAY	LETTERS	HOMETOWN/HS/JC
1	Kerry Wright	WR	5-9	177	r-So.	7/30/81	1	East Point, GA/Tri-Cities HS
2	Michael Woods	FS	6-1	200	Jr.	4/3/82	2	Valdosta, GA/Lowndes Co. HS
3	Tony Sutton	DB	5-11	194	Jr.	2/11/81	0	Troup, TX/Tyler (TX) JC
4	Dwone Hicks	RB	5-11	225	Sr.	4/25/81	3	Huntsville, AL/Lee HS
5	Muhammad Rashada	DB	5-11	170	r-Jr.	10/4/80	2	Augusta, GA/Richmond Academy
6	Wardell Alsop	WR	5-9	152	Jr.	1/17/82	2	Murfreesboro, TN/Oakland HS
7	Andre Green	QB	6-1	212	r-Fr.	2/24/83	0	Fayetteville, GA/Sandy Creek HS
8	Hashem Joyner	WR	5-9	152	r-So.	9/16/80	1	College Park, GA/North Clayton HS
9	Andrico Hines	QB	6-2	210	r-Jr.	12/10/80	0	Riverdale, GA/Southwest Miss. CC
10	Chris Johnson	DB	5-10	176	Sr.	11/3/80	3	Freeport, FL/Niceville HS
11	Kareem Bland	LB	6-0	187	r-Sr.	3/6/80	3	Conley, GA/Cedar Grove
12	Will Martin	FS	5-11	203	Jr.	4/13/82	0	Clarksville, TN/Coffeyville (Kan.) CC
13	Quan Domineck	TE	6-5	238	So.	8/11/83	1	Ellenwood, GA/Cedar Grove HS
15	Blake Rolan	QB	6-6	212	r-So.	4/1/81	0	Rome, GA/Darlington School HS
16	Josh Harris	QB	6-3	180	Fr.	7/3/84	0	Santuck, SC/Union HS
17	Clint Marks	QB	6-2	180	Fr.	12/23/83	0	Fort Myers, FL/Estero HS
18	Tyrone Hicks	DB	5-10	175	Fr.	6/27/83	0	Huntsville, AL/Lee HS
19	Aaron Pitts	DB	5-11	176	Jr.	2/15/82	0	Silver Creek, MS/Copiah-Lincoln JC
20	Robert Billings	P	6-0	204	r-Jr.	9/23/80	2	Collierville, TN/Collierville HS
21	Chris Hough	LB	6-1	200	r-So.	1/27/82	1	Lovejoy, GA/Lovejoy
22	Brian Kelly	PK	6-0	173	Jr.	2/15/82	2	Woodstock, GA/Sequoyah HS
23	Alvin Fite	LB	6-0	220	So.	6/18/83	1	Nashville, TN/Hillsboro HS
24	Reshard Lee	RB	5-10	227	r-So.	10/12/80	1	Brunswick, GA/Brunswick HS
25	Kelvin German	RB	5-11	190	Fr.	5/20/84	0	Fairburn, GA/Sandy Creek HS
26	Blake Morris	LB	6-2	214	So.	1/8/82	1	Cleveland, TN/Bradley Central
27	Tyrone Calico	WR	6-4	221	r-Sr.	11/9/80	3	Millington, TN/Millington
28	Don Calloway	RB	5-6	181	Jr.	11/14/80	2	Colquitt, GA/Miller County HS
29	Eugene Gross	DB	5-11	195	Fr.	2/26/83	0	Statesboro, GA/Statesboro HS
30	P.J. Johnson	DB	5-10	188	r-Sr.	4/19/80	0	Owensboro, KY/Owensboro
31	Rondell Newson	WR	5-10	148	r-Sr.	8/17/76	0	Decatur, GA/Columbia HS
32	Kevin Davis	RB	5-10	216	Fr.	9/4/83	0	Pine Mtn., GA/Manchester HS
33	Sean Waller	WR	5-10	160	Fr.	10/31/82	0	Madison, TN/Hunters Lane HS
34	Kevin Copeland	DB	5-9	185	Fr.	11/27/83	0	Warm Springs, GA/Manchester HS
35	Niko Whiteside	ATH	5-11	193	Fr.	4/10/84	0	Gadsden, AL/Gadsden HS
36	Shawn Allen	DB	6-0	191	So.	3/2/81	0	LaGrange, GA/Troup Co. HS
37	Michael Watkins	WR	6-2	175	Fr.	10/12/83	0	College Park, GA/Banneker HS
38	Nick McAfee	FB	5-11	220	So.	1/2/81	0	Marietta, GA/Marietta HS
39	John Madrick	FB	5-10	220	r-Sr.	9/11/79	1	Covington, KY/Holmes
40	Chris Gattin	LB	6-0	223	Sr.	9/1/81	3	Spring, TX/Klein HS
41	Dennis Burke	LB	6-2	215	Fr.	12/24/83	0	Marietta, GA/Sprayberry HS
42	Brandon Lynch	LB	6-0	184	Jr.	1/31/82	2	Hephzibah, GA/Hephzibah HS
43	Avery Hatten	FB	5-8	260	Sr.	10/30/78	1	Hattiesburg, MS/Pearl River CC
44	Fletcher Williams	LB	6-0	221	r-Fr.	12/8/81	0	Chattanooga, TN/Red Bank HS
45	Charlie Myles	LB	6-0	240	Jr.	4/21/82	0	Pascagoula, MS/Gulf Coast CC
46	David Richmond	FS	5-10	190	r-So.	11/10/81	0	Memphis, TN/Melrose HS
47	Sheldon Durham	LB	6-2	239	Sr.	2/2/81	1	Norris, SC/Gulf Coast CC
48	Brent Moore	LB	6-3	210	Fr.	12/30/83	0	Dalton, GA/NW Whitfield HS
49	Paul Wheeler	K	6-1	225	r-Fr.	5/21/83	0	Tullahoma, TN/Tullahoma HS
50	Gary Sanders	OL	6-4	308	r-Jr.	5/8/81	0	Hendersonville, TN/Hendersonville HS
51	Germayle Franklin	OL	6-5	295	Fr.	3/20/84	0	Waycross, GA/Ware Co. HS
52	Louis Kemp	LB	5-10	210	r-Sr.	7/23/79	2	Gadsden, AL/Gadsden HS
53	Joey Montalbano	LB	5-9	200	r-Jr.	12/26/80	2	Nashville, TN/Father Ryan HS
54	Randy Arnold	LB	5-11	227	r-Jr.	3/21/81	2	Nashville, TN/Glenciff HS
55	Josh Willoughby	OL	6-4	339	r-Jr.	10/9/80	1	Antioch, TN/Brentwood Academy
56	Jonathan Bonner	LB	6-0	215	Fr.	2/24/84	0	Birmingham, AL/Huffman HS
57	Glen Elarbee	C	6-2	275	r-Sr.	2/27/80	3	Carrollton, GA/Central
58	Demitri Carter	DS	6-1	230	r-Fr.	4/10/82	0	Nashville, TN/Hillsboro HS
59	Brandon Westbrook	OL	6-6	296	r-Jr.	12/17/80	2	Cumming, GA/Forsyth Central HS
62	Chris Sapp	OL	6-5	240	Fr.	9/8/83	0	Albany, GA/Dougherty HS
65	Joe Moos	C	6-2	280	r-Jr.	3/1/81	2	Murfreesboro, TN/Riverdale HS
67	Julius Gant	OL	6-4	298	r-So.	1/14/82	1	Atlanta, GA/Southside

68	Doug Waller	OL	6-4	290	Jr.	6/24/80	0	DeFuniak Springs, FL/SW Miss. JC
69	Brett Trott	OL	6-4	290	r-Fr.	12/31/82	0	Murfreesboro, TN/Oakland HS
70	Seth Grabo	OL	6-4	281	r-So.	11/19/81	0	Fort Walton, FL/Choctawhatchee HS
71	Jonathan Barry	OL	6-2	324	r-Sr.	2/13/80	3	Wendersonville, TN/Beech
72	David Coy	OL	6-4	290	Sr.	1/10/80	2	Wentzville, MO/Kemper Military
73	Bill Brasch	OL	6-3	302	Jr.	1/21/81	1	Jones, OK/NE Oklahoma A&M
74	Jonathan Proby	OL	6-3	270	r-Sr.	12/13/79	3	Madison, GA/Morgan Co.
75	Brandon Parker	OL	6-7	314	Jr.	10/27/80	1	Catoosa, OK/NE Oklahoma A&M
76	Shavaskey Brown	OL	6-2	320	r-Fr.	12/7/82	0	LaGrange, GA/LaGrange HS
77	Kevin Pascoe	OL	6-3	288	r-Sr.	3/1/80	3	Palmetto, FL/Palmetto
78	Devarick Scandrett	DL	6-4	240	Fr.	1/23/84	0	Forsyth, GA/Mary Persons HS
79	Marcus Gates	DL	6-4	265	Fr.	11/5/83	0	LaGrange, GA/LaGrange HS
80	David Youell	WR	5-11	184	r-Sr.	2/1/80	3	Sevierville, TN/Sevier Co.
81	Reggie Polk	TE	6-2	254	r-Sr.	8/21/80	0	Douglasville, GA/Douglas Co.
82	Lucas Frost	TE	6-3	246	r-Sr.	11/18/79	3	Jonesboro, GA/Jonesboro
83	Pierre Ingram	WR	6-4	200	Fr.	5/15/84	0	Stockbridge, GA/Stockbridge HS
84	Reggie Jones	WR	6-2	219	Sr.	12/26/79	1	Atlanta, GA/Middle Georgia JC
85	Chris Henry	WR	5-8	156	r-Fr.	8/25/82	0	Kingsport, TN/Dobyns-Bennett HS
86	Dominic Jones	DE	6-3	268	Jr.	2/26/82	0	Coffeetown, MS/NW Miss. JC
87	Ryan Edmiston	WR	6-0	189	r-Jr.	4/28/81	0	Fayetteville, TN/Lincoln Co. HS
88	Paul Cantrell	OL	6-4	316	Fr.	10/11/83	0	Canton, GA/Sequoyah HS
89	Curt Brown	DE	6-3	227	r-Fr.	1/8/83	0	Loudon, TN/Loudon Co. HS
90	Samuel Smith	DE	6-4	252	Sr.	8/21/79	1	Moss Point, MS/Gulf Coast CC
91	Steve Ellison	DT	6-0	278	r-Jr.	8/23/79	0	Eatonton, GA/Putnam Co. HS
92	Jeff Littlejohn	DT	6-2	328	r-Fr.	2/14/83	0	Gaffney, SC/Gaffney HS
93	Thomas Johnson	DL	6-2	278	r-So.	6/24/81	1	Memphis, TN/Hamilton
95	Jonathan Callahan	DE	6-4	235	r-Fr.	5/10/83	0	Tyrone, GA/Sandy Creek HS
96	Curtis Daniely	DE	6-5	285	Sr.	9/18/80	3	Forsyth, GA/Mary Persons HS
97	Jerry Vanderpool	DT	6-3	276	r-So.	9/22/82	1	Nashville, TN/Brentwood Academy
98	Demetrius Walker	DE	6-3	243	Jr.	4/21/81	1	Kansas City, MO/Ft. Scott (KS) CC
99	Kai Zeigler	DT	6-3	278	Sr.	1/15/81	1	Copperas Cove, TX/Kilgore JC

## Alphabetical

### No. Name, Pos.

36	Shawn Allen, DB	16	Josh Harris, QB	46	David Richmond, FS	37	Michael Watkins, WR
6	Wardell Alsup, WR	43	Avery Hatten, FB	15	Blake Rolan, QB	59	Brandon Westbrook, OT
54	Randy Arnold, LB	85	Chris Henry, WR	50	Gary Sanders, OL	49	Paul Wheeler, K
71	Jonathan Barry, OL	4	Dwone Hicks, RB	62	Chris Sapp, OL	35	Niko Whiteside, ATH
20	Robert Billings, P	18	Tyrone Hicks, DB	78	Devarick Scandrett, DL	44	Fletcher Williams, LB
11	Kareem Bland, LB	9	Andrico Hines, QB	90	Samuel Smith, DE	55	Josh Willoughby, OL
56	Jonathan Bonner, LB	21	Chris Hough, LB	3	Tony Sutton, DB	2	Michael Woods, FS
73	Bill Brasch, OL	83	Pierre Ingram, WR	69	Brett Trott, OL	1	Kerry Wright, WR
89	Curt Brown, DE	10	Chris Johnson, DB	97	Jerry Vanderpool, DT	80	David Youell, WR
76	Shavaskey Brown, OL	30	P.J. Johnson, DB	97	Demetrius Walker, DE	99	Kai Zeigler, DT
41	Dennis Burke, LB	93	Thomas Johnson, DL	68	Doug Waller, OL		
27	Tyrone Calico, WR	86	Dominic Jones, DE	33	Sean Waller, WR		
95	Jonathan Callahan, DE	84	Reggie Jones, WR				
28	Don Calloway, RB	8	Hashem Joyner, WR				
88	Paul Cantrell, OL	22	Brian Kelly, PK				
58	Demetri Carter, DS	52	Louis Kemp, LB				
72	David Coy, OL	24	Reshard Lee, RB				
96	Curtis Daniely, DE	92	Jeff Littlejohn, DT				
32	Kevin Davis, RB	42	Brandon Lynch, LB				
13	Quan Domineck, TE	39	John Madrick, FB				
47	Sheldon Durham, LB	17	Clint Marks, QB				
87	Ryan Edmiston, WR	12	Will Martin, FS				
97	Glen Elarbee, C	38	Nick McAfee, FB				
51	Steve Ellison, DT	53	Joey Montalbano, LB				
23	Alvin Fite, LB	48	Brent Moore, LB				
51	Germayle Franklin, OL	65	Joe Moos, C				
82	Lucas Frost, TE	26	Blake Morris, LB				
67	Julius Gant, OL	45	Charlie Myles, LB				
79	Marcus Gates, DL	31	Rondell Newson, WR				
40	Chris Gatlin, LB	75	Brandon Parker, OL				
25	Kelvin German, RB	77	Kevin Pascoe, OL				
70	Seth Grabo, OL	19	Aaron Pitts, DB				
7	Andre Green, QB	81	Reggie Polk, TE				
29	Eugene Gross, DB	74	Jonathan Proby, OT				
		5	Muhammad Rashada, DB				

## PRONUNCIATION GUIDE

Wardell Alsup	ah-sup
Shavaskey Brown	Shuh-Vah-skee
Tyrone Calico	cal-uh-coe
Curtis Daniely	dan-LEE
Quan Domineck	Dom-uh-Nick
Seth Grabo	Gray-bow
Chris Hough	Huff
Hashem Joyner	Hah-Sheem
Joe Moos	Mews
Jonathan Proby	Pro-bee
Devarick Scandrett	Duh-Van-Ick
Josh Willoughby	will-uh-bee
Niko Whiteside	Knee-Coe
David Youell	YOU-uhl
Kai Zeigler	Kye Zigler


# Players to Watch



**Randy Arnold**

5-11, 227, r-Jr., LB

Registered a career best 50 stops in 2001 to finish fifth on the team ... Started the last nine games of the season in 2001 ... Is coming off his first injury free season ... An all-conference candidate.



**Tyrone Calico**

6-4, 221, r-Sr., WR

The second leading receiver in school history with 149 receptions ... Has caught a pass in 32 of the 33 games he has played ... An all-conference candidate in 2002.



**Curtis Daniely**

6-5, 285, Sr., DE

Is coming off his best year as a Blue Raider with 29 total stops, three sacks, and four tackles for loss ... The leader up front ... Enjoyed a great spring and looks to make a big impact in 2002 ... An all-conference candidate.



**Sheldon Durham**

6-2, 239, Sr., LB

A physical player who made an impact in his first year with the program ... Finished 2001 with 39 tackles and two sacks ... Averaged 49.6 snaps played per game.



**Glen Elarbee**

6-2, 275, r-Sr., C

A second team all-conference performer in 2001 ... Never misses an assignment ... Played a team-high 767 snaps last year and collected a personal best 92.5 knockdowns.



**Julius Gant**

6-4, 298, r-So., OT

A rising star for the Blue Raiders ... Averaged 54.2 snaps per game and collected 43 knockdowns last year ... An all-conference candidate.



**Dwone Hicks**

5-11, 225, Sr., RB

A Heisman Trophy candidate ... The 2001 SBC Offensive Player of the Year ... Led the league in rushing and scoring ... Was second nationally in scoring ... On pace to become MT's career rushing leader.



**Andrico Hines**

6-2, 210, r-Jr., QB


Takes over Middle Tennessee's high powered offense ... Possesses a very strong arm, size, and running ability ... Throws the deep ball well ... Had a great spring.



**Reshard Lee**

5-10, 227, r-So., RB

Helps form one of the top running back trios in the nation ... Is the team's most versatile player ... Was fifth in the SBC in rushing last year ... A second team all-SBC performer in 2001.



**Brandon Lynch**

6-0, 184, Jr., LB

An all-conference candidate who was the team's third leading tackler in 2001 ... Had a 50-yard fumble return for a touchdown last year ... Also plays a major role on special teams.



**Jerry Vanderpool**

6-3, 276, r-So., DT


May have been the biggest surprise in the spring with his improved play ... Played in 10 games a year ago.



**Brandon Westbrook**

6-6, 296, r-Jr., OT


A first team all-conference player last year ... Is one of the top linemen in the country ... Averaged 62.2 snaps per game in 2001.



**Michael Woods**

6-1, 200, Jr., FS


One of the top defensive players in the SBC ... Led MT in tackles with 80 in 2001 ... An all-conference candidate.



**Kerry Wright**

5-9, 177, r-So., WR

The deep threat for the Blue Raiders ... Possesses speed and quickness ... Averaged 20.6 yards a catch in 2001.



**David Youell**


5-11, 184, r-Sr., WR

MT's most reliable pass catcher ... Has caught at least one pass in 22 straight games ... An all-conference candidate.

# 2002 Notebook

## News & Notes On Blue Raider Football

### Willoughby Saves Life



Middle Tennessee offensive lineman Josh Willoughby is mostly known for opening up holes around the goal line for All-American hopeful Dwone Hicks, but on the night of January 29 (2002) he cleared the most important passageway of his life. The Antioch, TN, native saved the life of a gentleman who was choking on some food at a local Murfreesboro restaurant. Willoughby is a rising junior at Middle Tennessee who played in 10 games last year and is a member of the now popular "short yardage big boys".

"I am just happy everything worked out because he was in really bad

shape," Willoughby said. "I just did what I hope someone would do for me."

Willoughby, who was sitting with his girlfriend, Karin Young, and her roommate at a local eating establishment, heard a commotion toward the back of the restaurant and looked over to see a gentleman slumped over at his booth. Willoughby saw a lady trying the Heimlich Maneuver on the gentleman for about 30 seconds, but without success.

The backup offensive lineman then let his instincts take over, while Young made a call for an ambulance. Willoughby pulled the man out of the booth, grabbed him, and performed the Heimlich about 10 times before freeing the lodged food from his throat.

It was the first time Willoughby had ever used the Heimlich Maneuver in a real life situation.

The irony of the entire ordeal was the fact Willoughby was not supposed to be at the restaurant.

"I had just eaten dinner at Corlew Hall on campus and decided at the last minute to go with my girlfriend and her roommate to keep them company and socialize," Willoughby added. "I had no idea anything like this would occur. I was just in the right place at the right time."

Once it was all over, Willoughby encouraged the gentleman to stick with the soup the rest of the night, then talked a little football. The gentleman then asked Willoughby what he could possibly do to repay him for saving his life.

"I told him to just buy season tickets," Willoughby said smiling.

### The Floyd Magic Continues

Middle Tennessee will enter the 2002 campaign riding an 11-game winning streak at Floyd Stadium. Since Floyd Stadium opened in 1933, the Blue Raiders have compiled an overall mark of 238-86-13 (.726), including a record 31-game win streak from 1987-94. Middle Tennessee is 15-4 at Floyd since the renovation in 1998 and are 13-2 under Andy McCollum, including a 3-0 mark in league games.

**At Home Under Coach Mac (15 games)**

**Points Scored:** 653 (43.5)

**Total Offense/Game:** 490.8

**Total Passing Yards:** 4,065

**Total Rushing Yards:** 3,297

**50-Point Games:** 5

**40-Point Games:** 9

**11 in a row**

### Sports Moment of the Year

On Feb. 7, 2002, the Nashville Sports Council voted Middle Tennessee's 2001 win over Vanderbilt the No. 1 sports moment in middle Tennessee at its annual Dinner of Champions. The Blue Raiders upset the Commodores 37-28 on Aug. 30 at Vanderbilt Stadium.

The Blue Raider victory edged out the opening of the new Nashville Superspeedway in a vote by the awards committee.

The win over Vanderbilt marked the first-ever victory by the Blue Raiders against an SEC team and helped jump start MT to a 5-0 start to the 2001 season.



### Team Records Broken in 2001


#### Single Game

Passing Yards: 459 vs Idaho  
 Pass Completions: 31 vs NMSU  
 Passing Yards/Attempt: 16.4 vs Idaho  
 Most Touchdown Passes: 6 vs Idaho  
 Pass Efficiency Rating: 290.56 vs Idaho  
 Total Offense: 685 vs Idaho  
 Yards Per Play: 10.2 vs Idaho  
 All-Purpose Yards: 827 vs Idaho  
 Quarterback Sacks: 7 vs UConn

#### Single Season

Pass Completion Percentage: .690  
 Pass Efficiency: 160.16  
 Total Offense: 5,295  
 Total Offense/Game: 481.4  
 Total Offense/Play: 6.8  
 Points Scored: 408  
 Touchdowns Scored: 56  
 Quarterback Sacks: 27  
 Yards from Sacks: 161

### Newson Gets Drafted By The Jaguars




**Newson owns nearly every receiving record at MT.**

Middle Tennessee's all-time leading receiver, Kendall Newson, was taken in the seventh round of the NFL Draft on April 21, 2002, by the Jacksonville Jaguars.

Newson, who played with the Blue Raiders from 1998-2001, was taken as the 222nd player in the draft and was the 11th pick in the seventh round.

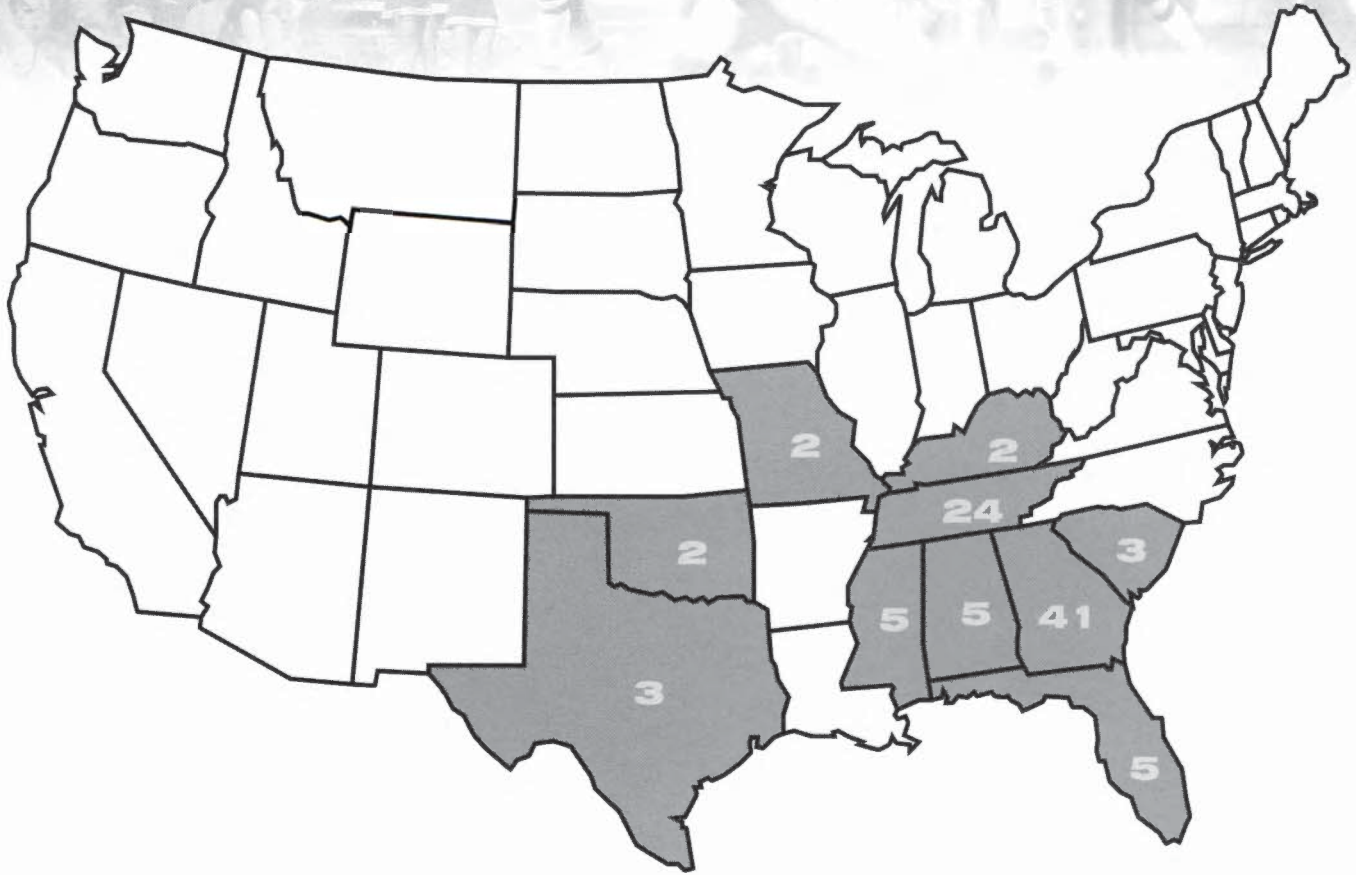
Newson became the first Blue Raider player to be drafted since wide receiver Sulecio Sanford in 1999. The Chicago Bears took Sanford as the 221st player in the seventh round that year.

The Decatur, GA, native is the 11th Blue Raider player to be drafted by the NFL since 1973 and the first under Andy McCollum.



**PLAYERS**

# Players by States



## By State

<b>Tennessee</b> .....	24
Antioch (1)	
Chattanooga (1)	
Clarksville (1)	
Cleveland (1)	
Collierville (1)	
Fayetteville (1)	
Hendersonville (2)	
Kingsport (1)	
Loudon (1)	
Madison (1)	
Memphis (2)	
Millington (1)	
Murfreesboro (3)	
Nashville (5)	
Sevierville (1)	
Tullahoma (1)	
<b>Alabama</b> .....	5
Birmingham (1)	
Gadsden (2)	
Huntsville (2)	
<b>Florida</b> .....	5
DeFuniak Springs (1)	
Fort Myers (1)	
Fort Walton (1)	
Freeport (1)	
Palmetto (1)	
<b>Georgia</b> .....	41
Albany (1)	
Atlanta (2)	
Augusta (1)	
Brunswick (1)	

Canton (1)	
Carrollton (1)	
College Park (2)	
Colquitt (1)	
Conley (1)	
Cumming (1)	
Dalton (1)	
Decatur (1)	
Douglasville (1)	
East Point (1)	
Eatonton (1)	
Ellenwood (1)	
Fairburn (1)	
Fayetteville (1)	
Forsyth (2)	
Hephzibah (1)	
Jonesboro (1)	
LaGrange (3)	
Lovejoy (1)	
Madison (1)	
Marietta (2)	
Pine Mountain (1)	
Riverdale (1)	
Rome (1)	
Statesboro (1)	
Stockbridge (1)	
Tyrone (1)	
Valdosta (1)	
Warm Springs (1)	
Waycross (1)	
Woodstock (1)	
<b>Kentucky</b> .....	2
Covington (1)	
Owensboro (1)	
<b>Mississippi</b> .....	5
Coffeerville (1)	
Hattiesburg (1)	

Moss Point (1)	
Pascagoula (1)	
Silver Creek (1)	
<b>Missouri</b> .....	2
Kansas City (1)	
Wentzville (1)	
<b>Oklahoma</b> .....	2
Catoosa (1)	
Jones (1)	
<b>South Carolina</b> .....	3
Gaffney (1)	
Norris (1)	
Santuck (1)	
<b>Texas</b> .....	3
Copperas Cove (1)	
Spring (1)	
Troup (1)	

## By Class

True Freshmen .....	19
Redshirt Freshmen .....	10
Sophomores .....	15
Juniors .....	25
Seniors .....	23

## Same Names

<b>BROWN:</b> .....	Curt, Shavaskey
<b>HICKS:</b> .....	Dwone, Tyrone
<b>JOHNSON:</b> .....	Chris, P.J., Thomas
<b>JONES:</b> .....	Dominic, Reggie
<b>WALLER:</b> .....	Sean, Doug

NOTE: All figures based on numerical roster on page 47-48.

# Meet the Players



## Shawn Allen

DB ♦ 6-0 ♦ 191 ♦ So.  
LaGrange, GA (Troup Co.)

**36** 2002  
Blue Raiders

**2001:** Sat out the season due to NCAA academic requirements ... Was able to practice with the team ... Moved into a starter's role at left corner during spring drills, but was injured toward the end of camp and moved down the depth chart.

**High School:** Led Troup County to a 7-3 mark in 2000 after registering 70 solo tackles and three interceptions ... Voted area Player of the Week on three occasions ... Team captain as a senior ... Rated the No. 2 safety in Georgia by scouting services in 1999 ... As a sophomore, Allen tallied 120 tackles ... Has been clocked in the 40-yard dash at 4.4 seconds ... Anchored Troup County's 4x100 state championship relay team ... Chose MT over Georgia, Auburn, Memphis and Kentucky.

**Personal:** Parent: Ella Allen ... Born: 3/2/81 ... Major: Undecided.



## Wardell Alsup

WR ♦ 5-9 ♦ 152 ♦ Jr.  
Murfreesboro, TN (Oakland)

**6** 2002  
Blue Raiders

**Noteworthy:** In the spring of 2001 he was moved from receiver to the defensive backfield, then in the spring of 2002 Alsup was switched back to receiver ... Blue Raider coaches like his toughness and competitive edge ... Has 4.4 speed in the 40 ... Chose MT over Mississippi, Louisville, Memphis, and Oklahoma State ... Has played in 17 career games and started six contests.

**2001:** Started the first five games of the season at right corner and played in a total of six contests ... Did not compete in the final five games of the year ... Finished the year with 13 total tackles (10 solos), including one for loss of yards and an interception ... His lone pick came against Louisiana-Lafayette and he returned it six yards ... Had a personal-best four tackles in back-to-back weeks

against Louisiana-Monroe and Louisiana-Lafayette (TFL came against ULL) ... Registered pass break-ups against ULL and Idaho.


**2000:** Was moved to receiver after about a week working with the defensive backs ... Played in all 11 games (mainly on special teams), including one as a starter against UConn ... Was also the team's kickoff return man where he led the team with 15 returns for 292 yards ... Had three returns for 70 yards in a win over Louisiana Tech.

**High School:** The two-time all-state selection led the Oakland Patriots to a 28-11 record over three years, including a 5A State Championship in 1998 and a semifinal appearance in 1999 ... As a senior he rushed for 484 yards and threw for 713 yards and nine touchdowns, while collecting eight interceptions and returning three for scores ... As a junior, Alsup hauled in 44 receptions for 952 yards and eight touchdowns, and recorded 23 catches for 295 yards as a sophomore ... Named the TSWA All-State athlete in 1999, while being tabbed *Associated Press* All-State as a receiver and a defensive back in 1998 ... Was also a three-time *Daily News Journal* all-county selection and two-time all-region 4-5A pick ... Voted to the 5A all-Midstate first team as an athlete by *The Tennessean* in 1999 ... Was named to *The Tennessean's* 1999 Defensive Dream Team.

**Personal:** Parents: Wardell and Linda Alsup ... Born: 1/17/82 ... Major: Business.

### Statistics

Kickoff	Ret.	Att.	Yds.	Avg.	LG	TD	
2000	15		292	19.5	32	0	
Tackles	UA	A	Tot.	Sacks	TFL	FR	INT
2001	10	3	13	0-0	1-1	0-0	1-6



## Randy Arnold

LB ♦ 5-11 ♦ 227 ♦ r-Jr.  
Nashville, TN (Glenciff)

**54** 2002  
Blue Raiders

**Noteworthy:** Is coming off his first injury-free season, which turned out to be his career best ... Should develop into a solid leader on defense in 2002 ... Grew up in Detroit, MI, before moving to Nashville ... Has played in 22 career games and started nine times.

**2001:** After spending the first two games in a re-

serve role, Arnold earned starts in the last nine games of the year ... Picked up four starts at right linebacker and five at the 'mike' position ... Was fifth on the team in tackles with a career-best 50 stops ... Also tallied two tackles for loss (NMSU and UConn), a sack (NMSU), and an interception (ASU) ... Notched a personal-best nine tackles against LSU, while recording seven each versus Ole Miss and New Mexico State ... Shared team defensive MVP honors with Michael Woods following the NMSU win ... Had a single-game high of four solo stops in games against North Texas and New Mexico State ... Arnold's interception against ASU was returned 20 yards.

**2000:** Played in two games and came up with seven total tackles ... Had three tackles at No. 21 Illinois and two against No. 8 Florida.


**1999:** Played in seven games, but mostly on special teams ... Had two total tackles on defense (vs Troy State and Arkansas) ... Suffered a knee injury against Louisiana Tech and missed the rest of the season.

**High School:** Played for coach Jim Wilson ... Led team to a 10-1 record as a senior with a team-high 84 tackles to go along with two blocked punts ... Was part of a defense that gave up only seven touchdowns all year ... Led the team as a junior with 100 tackles ... Picked to play in the 1999 Tennessee-Kentucky all-star game ... Was voted 5A all-state by the Tennessee Sports Writers ... A member of the *NashvilleSports* Elite 11 team ... Chosen to the *Tennessean* all-Midstate team in 1997 and 1998 ... Selected to the Metro Coaches all-city team in 1997 and 1998 ... Was the region's defensive MVP in 1998 ... Was also a pulling guard for coach Wilson's Wing-T offense ... Lettered four years in football and three years in baseball.

**Personal:** Parents: William and Candis Arnold ... Born: 3/21/81 ... Major: Construction Management.

### Statistics

Tackles	UA	A	Tot.	Sacks	TFL	FR	INT
1999	1	1	2	0-0	0-0	0-0	0-0
2000	4	3	7	0-0	0-0	0-0	0-0
2001	22	28	50	1-11	2-13	0-0	1-20
<b>Total</b>	<b>27</b>	<b>32</b>	<b>59</b>	<b>1-11</b>	<b>2-13</b>	<b>0-0</b>	<b>1-20</b>





## Jonathan Barry

OL ♦ 6-2 ♦ 324 ♦ r-Sr.  
Hendersonville, TN (Beech)

# 71

2002  
Blue Raiders

**2001:** Played in nine games and started twice ... Earned starts against Louisiana-Lafayette (left guard) and Connecticut (right guard) ... Was in on a total of 146 snaps during the season and had six knockdowns ... Saw a career-best 47 snaps in win over Idaho to go with two knockdowns ... Graded out a personal-best 69 percent in the win over Connecticut ... Earned the team's Most Physical Line-man award following the Idaho game.

**2000:** Did not play in any games during the season, but was on the travel squad.

**1999:** Saw action in one game and that came against Tennessee-Martin where he played 26 snaps ... He also tallied four knockdowns against the Skyhawks.

**1998:** Did not play in any games, but did compete on Middle Tennessee's junior varsity team ... Joined the Blue Raiders as a walk-on.

**High School:** A four-year letterwinner and solid line-man for Beech High School.

**Personal:** Parents: Johnny and Melinda Barry ... Born: 2/13/80 ... Major: Physical Education.



## Robert Billings

P ♦ 6-0 ♦ 204 ♦ r-Jr.  
Collierville, TN (Collierville)

# 20

2002  
Blue Raiders

**In the Record Book:** Enters the 2002 campaign ranked 10<sup>th</sup> in career punting yards, 10<sup>th</sup> in punting attempts, and sixth in career average ... His 42.3-yard average in 2001 was the fourth best in school history.

**Noteworthy:** A walk-on who was put on scholarship by Andy McCollum in the fall of 2001 ... Clocked at 1.68 in the 10-yard dash, which is exceptional for a punter ... Has booted 13 punts for 50 or more yards during his career.

**2001:** Earned second team all-Sun Belt Conference honors ... Voted Sun Belt Conference Special Teams Player of the Week on Sept. 24 and Oct. 1 ... Was voted the Blue Raiders Special Teams MVP

following the Vanderbilt, Louisiana-Lafayette, and New Mexico State games ... Played and started in all 11 games ... His 42.3-yard punting average was the fourth best in a single-season at Middle Tennessee and led the Sun Belt Conference ... Placed nine of his 35 punts inside the opponent's 20-yard line ... Had a total of 10 punts travel 50 yards or more, including a personal-best three against New Mexico State ... Enjoyed a career-best single-game punting average of 50.7 yards in a win over Idaho on three attempts (was also second best in school history) ... Boomed a season-long punt of 58 yards in the opener at Vanderbilt.

**2000:** Started and played in every game as a freshman ... Averaged 37.5 yards a punt on 52 attempts ... Had 18 punts downed inside the 20-yard line, including a personal-best five against Louisiana-Monroe ... Boomed three punts over 50 yards (62 vs UAB, 56 vs Louisiana-Monroe, 52 vs South Florida) ... Best single-game average was 42.0 against UAB ... Had a career-high nine punts at No. 8 Florida ... 10 of his 18 punts downed inside the 20-yard line came against Louisiana schools ... Named Special Teams Co-MVP following the Louisiana-Monroe game.

**1999:** Redshirted, but did travel to every game.

**High School:** Was an all-region running back for Collierville his senior year ... Rushed for 937 yards ... Averaged 38.7 yards a punt, while also leading the team in tackles with 109 ... Lettered in football three years, baseball two years and track two years ... Played football for coach Paul Cox.

**Personal:** Parents: Buddy and Linda Billings ... Born: 9/23/80 ... Major: Aerospace.

### Statistics

Punting	No.	Yds.	Avg.	Lg	TB	FC	120	Bik
2000	52	1951	37.5	62	6	7	18	0
2001	35	1481	42.3	58	6	5	9	0
<b>Total</b>	<b>87</b>	<b>3432</b>	<b>39.4</b>	<b>62</b>	<b>12</b>	<b>12</b>	<b>27</b>	<b>0</b>



## Kareem Bland

LB ♦ 6-0 ♦ 187 ♦ r-Sr.  
Conley, GA (Cedar Grove)

# 11


2002  
Blue Raiders

**Noteworthy:** Suffered a broken hand in spring practice, but should be 100 percent when fall camp opens ... Despite playing defense, Bland has four career touchdowns entering his senior year ... Started the 2001 season at free safety, but was later moved to outside linebacker ... Has played in 32 career games and 16 as a starter ... Owns two career blocked kicks.

**2001:** Saw action in all 11 games and was in the

starting rotation six times (5 at free safety, 1 at OLB) ... Was seventh on the team in tackles with 46 stops to go along with a personal-best three tackles for loss of yards and his first career sack ... Was in on a season-high eight tackles at Louisiana-Lafayette, while collecting seven against Idaho ... His first career sack came in the season finale against Connecticut ... Also had two TFL's in the win over the Huskies to go along with a forced fumble ... Bland blocked an extra point attempt against Louisiana-Monroe and a field goal versus Connecticut.

**2000:** Played in 10 games, including nine as a starter at free safety ... Also played extensively on special teams ... Missed the Mississippi State game due to a high ankle sprain ... Finished third on the team in tackles with 66, while also adding two tackles for lost yardage ... Tallied four pass breakups and recovered one fumble against Florida ... Had an interception against Connecticut that he returned 71 yards for a touchdown ... Registered four double-digit tackle games with a career-high of 13 stops against Louisiana Tech ... Had 11 tackles at Florida and 10 each against Illinois and Louisiana-Monroe ... His seven solo tackles against La. Tech was a personal best.



**1999:** Played in all 11 games, including one as a starter at Louisiana-Lafayette ... Recorded nine tackles on the season and a team-best three fumble recoveries ... Had a personal-best three tackles against UT Martin and Central Florida ... Scored three touchdowns on the season ... Returned a fumble 80 yards against Louisiana Tech for his first collegiate touchdown ... Against UT Martin he hit paydirt twice with a 61-yard interception return for a touchdown, then collected a fumbled punt and took it four yards in for the score ... The three scores were the most by a defensive player since Mike Caldwell registered three in 1992.

**1998:** Took a redshirt year.

**High School:** Played for Ozzie Harrel at Cedar Grove High School ... Voted all-county in football ... Was a three-year letterman in football and four-year letterwinner in track ... Was the state champion in the 400 and 300-meter intermediate hurdles.

**Personal:** Parents: Murray and Elizabeth Bland ... Born: 3/6/80 ... Major: Physical Education/Teaching.

### Statistics

Tackles	UA	A	Tot.	Sacks	TFL	FR	INT
1999	5	4	9	0-0	0-0	3-90	1-61
2000	30	36	66	0-0	2-4	1-0	1-71
2001	25	21	46	1-4	3-9	0-0	0-0
<b>Total</b>	<b>60</b>	<b>61</b>	<b>121</b>	<b>1-4</b>	<b>5-13</b>	<b>4-90</b>	<b>2-132</b>



## Bill Brasch

OL ♦ 6-3 ♦ 302 ♦ Jr.  
Jones, OK (NE OK A&M)

# 73

 2002 Blue Raiders

**Noteworthy:** A member of the 'Short Yardage Big Boys' ... Signed with the Blue Raiders in December of 2000 ... Enrolled in school for spring semester and went through spring drills.

**2001:** Played in 10 of 11 games ... Was mainly used on short yardage plays and near the goal line ... Also a member of the field goal and extra point team ... Saw action in a total of 70 snaps for the year and had four total knockdowns ... Was in on a season-best 27 snaps against Troy State to go along with three knockdowns ... Played 26 snaps in win over Arkansas State ... Graded out a personal-high 80 percent against Connecticut.

**NE Oklahoma A&M:** Helped lead NE Oklahoma to a 9-3 mark in 2000 and earned all-conference honorable mention honors ... Was redshirted as a freshman ... Played for coach Dale Patterson ... Chose MT over North Texas, Tulsa, and Oklahoma State.

**High School:** Helped lead Luther HS to a 10-2 mark his senior year and a four-year record of 55-6 ... Named District Defensive Lineman of the Year in 2000 ... Also earned all-city and honorable mention all-state honors ... Was a four-year letterman in baseball and also was a member of the band where he played the trombone.

**Personal:** Parents: Jerry and Elaine Brasch ... Born: 1/21/81 ... Major: Pre-Physical Therapy.



## Curt Brown

DE ♦ 6-3 ♦ 227 ♦ r-Fr.  
Loudon, TN (Loudon)

# 89

 2002 Blue Raiders

**2001:** Took a redshirt year, but gained valuable experience working with the defensive scout team ... Moved from linebacker to defensive end during spring drills.

**High School:** 2000 preseason all-state selection ... Capped off a stellar career by recording 83 tackles his senior year, while earning all-East Tennessee, all-region and all-county recognition ... The versatile Brown was also the team's leading rusher, played tight end, wide receiver and free safety ...

Selected to play in the Tennessee-Kentucky All-Star Game ... Chose MT over Marshall and Louisville.

**Personal:** Parents: J.W. and Dianne Brown ... Born: 1/8/83 ... Major: Undecided.



## Shavaskey Brown

OL ♦ 6-2 ♦ 320 ♦ r-Fr.  
LaGrange, GA (LaGrange)

# 76

 2002 Blue Raiders

**Noteworthy:** Opened a lot of eyes during the 2001 season during practice ... Moved to center for a brief time in the spring of 2002, but is now back at guard ... Is expected to challenge for playing time immediately.

**2001:** Was redshirted by the coaching staff.

**High School:** A highly-regarded two-way lineman who was instrumental in LaGrange going 10-0 during the regular season his senior year ... Earned first team all-area and honorable mention all-state honors by the *Atlanta Journal Constitution* ... Named team's top offensive lineman ... Runs a 5.3 40 ... Chose MT over Clemson, Auburn, UAB, and Marshall.

**Personal:** Parent: Shelia Brown ... Born: 12/7/82 ... Major: Undecided.



## Tyrone Calico

WR ♦ 6-4 ♦ 221 ♦ r-Sr.  
Millington, TN (Millington)

# 27

 2002 Blue Raiders

**In the Record Book:** Shares the single-game receptions mark with 12 (vs ETSU in 1999) ... Is second all-time in career receptions with 149, third in career receiving yardage with 2,030, and tied for sixth in touchdown receptions with 13 ... His 752 receiving yards in 2000 rank as the sixth highest total in school history ... Calico's 65 receptions as a freshman rank tied for the third highest total in Blue Raider history for a single-season.

**Noteworthy:** An all-Sun Belt Conference candidate in 2002 ... A panel of sportswriters and broadcasters voted unanimously his catch at Mississippi State (see below for description) as the Best Reception of the Year in 2000 ... Power cleans over 350 pounds, which is one of the top marks on the team ... Has five career 100-yard receiving games ... Began his Blue Raider career on defense at line-

backer, but was switched back to his normal position of wide receiver later in the fall of 1998 ... Was a member of the Blue Raider basketball team in 1998 ... Recruited by former coach and current athletic director Boots Donnelly.

**2001:** Started all 11 games and was tied for second on the team in receptions with 37 ... Also hauled in five touchdown catches to equal his season best ... Hauled in five or more catches in a game four times ... Had a streak of 25 consecutive games with at least one catch come to an end at Louisiana-Lafayette ... Reeled in a season-high six passes for 83 yards in the season opener at Vanderbilt ... Recorded a personal-best 160 yards receiving on five receptions to go along with a career-high three touchdowns against Idaho ... One of his grabs against the Vandals went for a season-long 56 yards ... Also had touchdown receptions against Ole Miss and LSU ... Put together a career-long run of 38 yards in a win over Arkansas State that went for a touchdown ... Shared Team Offensive MVP honors with Wes Counts following the Idaho game.

**2000:** Played in all 11 games and started in 10 contests ... Was second on the team in receptions with 47 for 752 yards and three touchdowns ... Snared two catches for 50 or more yards (vs Murray State and Maryland) ... Had a career-best 59-yard reception that went for a touchdown against Connecticut ... Registered a season-high eight receptions for a career-best 141 yards against Murray State ... Collected seven receptions for 100 yards at Maryland, while hauling in six catches for 87 yards in the season opener against Illinois ... At Mississippi

### Game-by-Game Receiving

#### 1999

	No.	Yds	TD	Lg
at Mississippi State	3	32	0	25
at Arizona	9	79	0	19
Wofford	7	131	1	42
at Louisiana-Lafayette	5	98	1	28
Troy State	4	28	0	9
at Arkansas	1	2	0	2
at Louisiana Tech	9	52	0	8
at Louisiana-Monroe	4	30	0	14
UT Martin	4	46	0	19
UCF	7	86	1	44
East Tennessee	12	111	2	23

#### 2000

	No.	Yds	TD	Lg
at Illinois	6	87	0	22
at Florida	3	40	0	23
Murray State	8	141	0	50
at Maryland	7	100	0	44
Louisiana Tech	4	52	0	14
Louisiana-Monroe	1	24	0	24
at UAB	4	57	0	31
at Mississippi State	3	89	2	42
at Connecticut	2	70	1	59
South Florida	5	69	0	31
Louisiana-Lafayette	4	23	0	9

#### 2001

	No.	Yds	TD	Lg
at Vanderbilt	6	83	0	21
Troy State	2	38	0	20
at Louisiana-Monroe	5	48	0	20
at Louisiana-Lafayette	0	0	0	0
Idaho	5	160	3	56
at North Texas	3	36	0	15
at Ole Miss	2	36	1	22
New Mexico St.	4	28	0	18
Arkansas State	2	39	0	21
at LSU	5	51	1	21
UConn	3	64	0	40

State, Calico had three catches and two went for touchdowns ... One of his scores against the Bulldogs came from 42 yards out when he snared a pass one-handed on the sideline, split three defenders, and raced to the endzone ... Voted the team's skill player of the week following the Murray State win ... One of seven players to earn 34 of 34 points for "Best Conditioned Athlete Award" during the summer workout program.

**1999:** Set a Middle Tennessee freshman record with 65 receptions to go along with five touchdowns ... Had four or more catches in a game eight times, including at least one in all 11 ... Ranked 26th in the NCAA in catches per game (5.9) ... Set the school record with 12 receptions against East Tennessee ... Had nine catches each against Arizona and Louisiana Tech, while hauling in seven against Wofford and Central Florida ... Registered two 100-yard receiving games, including a personal-best 131 yards in the win over Wofford ... Collected a 44-yard touchdown pass from Wes Counts against UCF and a 42-yarder versus Wofford.


**1998:** Took a redshirt year.

**High School:** Played for coach Hank Hawkins at Millington ... Earned all-state, all-region and all-metro honors his senior year ... Lettered four years in football and basketball ... Averaged 15.1 points, 2.0 blocks, and 6.7 rebounds in basketball while earning team MVP honors.

**Personal:** Parents: Jesse and Mae Calico ... Born: 11/9/80 ... Major: Concrete Industry Management.

### Statistics

Receiving	Rec.	Yds.	Avg.	LG	TD
1999	65	695	10.7	44	5
2000	47	752	16.0	59	3
2001	37	583	15.8	56	5
<b>Total</b>	<b>149</b>	<b>2030</b>	<b>13.6</b>	<b>59</b>	<b>13</b>
Rushing	Att.	Yds.	Avg.	LG	TD
1999	3	3	1.0	3	0
2000	0	0	0.0	0	0
2001	1	38	38.0	38	1
<b>Total</b>	<b>4</b>	<b>41</b>	<b>10.3</b>	<b>38</b>	<b>1</b>



**Jonathan Callahan**  
DE ♦ 6-4 ♦ 235 ♦ r-Fr.  
Tyrone, GA (Sandy Creek)


**95** 2002 Blue Raiders

**2001:** Took a redshirt year ... Gained experience by working with the defensive scout team in practice ... Was slowed with a shoulder injury during the spring, but will be full-go in the fall.

**High School:** Rated one of the top linemen prospects in the state of Georgia ... Was instrumental in Sandy Creek recording a school record nine wins

his senior year ... Played with Andre Green (a 2001 MT signee) ... Chose MT over UAB and Louisville.

**Personal:** Parents: Charles and Beverly Callahan ... Born: 5/10/83 ... Major: Undecided.



**Don Calloway**  
RB ♦ 5-6 ♦ 181 ♦ Jr.  
Colquitt, GA (Miller Co.)

**28** 2002 Blue Raiders

**Noteworthy:** Has recovered nicely from his ankle injury and was able to go through spring drills ... Bench presses nearly 400 pounds and squats more than four times his weight ... Has 4.5 speed in the 40 and a vertical jump of 32.5 ... Chose MT over UAB, Louisville, Memphis, and Georgia Southern ... Has 16 brothers and sisters ... His brother Selma Calloway is a former running back for Georgia ... Has played in 15 career games, but has not received a start.

**2001:** Competed in the team's first six games of the season before seeing his year end with a broken ankle against North Texas (third quarter) ... Was third on the team in rushing with 35 carries for 172 yards and two touchdowns ... In a win over Troy State, Calloway came off the bench to rush 20 times for a season-best 95 yards and two scores ... Had 24 yards on seven carries at Louisiana-Monroe and rang up 24 yards on only three carries before getting hurt against the Mean Green ... Hauled in a total of five catches on the season with two each against Idaho and North Texas.

**2000:** Played in nine games as a true freshman and finished as the team's second-leading rusher ... Totaled 420 yards on 83 carries (5.1) and seven touchdowns ... Also tallied nine receptions for 169 yards and a touchdown ... Calloway saved his best for last when he stepped in for the injured Dwone Hicks in the season finale to rush for a career-best 108 yards (career-best 25 carries) and three touchdowns, while also adding five catches for a personal-best 136 yards and a 59-yard touchdown in a two overtime win against Louisiana-Lafayette ... Rushed for 92 yards on 17 carries against Murray State to go along with two touchdowns ... In a win at Connecticut, Calloway had 80 rushing yards on 12 carries, while also collecting two touchdowns ... Had a career-long run of 42 yards at Connecticut ... Rang up 68 yards on 11 attempts against Mississippi State, including a 25-yard run.


**High School:** Rang up 6,385 yards rushing and an incredible 69 touchdowns during his four-year career at Miller Co. ... Tabbed the Georgia Player of the Year (for all divisions) by the Georgia Athletic Coaches Association ... Earned the Georgia Class A State Player of the Year award in 1999 after guiding Miller Co. to the semifinals of the state playoffs ... Also named to the Class A All-State team ... Was able to churn up his career yardage total despite

playing behind University of Georgia player Charles Grant for two seasons ... In the 1999 season opener, Calloway established new state records for yards and touchdowns in a single-game by registering 476 yards and eight touchdowns on 15 carries - he did all of that in just one half of action ... Also averaged 41.6 yards a punt in 1999, while blocking four himself (had 15 punt blocks during his career) ... Won four first place awards for his age division at a national weight lifting event during the summer of 1999.

**Personal:** Parents: Eddie and Author Calloway ... Born: 11/14/80 ... Major: Concrete Industry Management.

### Statistics

Rushing	Att.	Yds.	Avg.	LG	TD
2000	83	420	5.1	42	7
2001	35	172	4.9	20	2
<b>Total</b>	<b>118</b>	<b>592</b>	<b>5.0</b>	<b>42</b>	<b>9</b>
Receiving	Rec.	Yds.	Avg.	LG	TD
2000	9	169	18.8	59	1
2001	5	19	3.8	7	0
<b>Total</b>	<b>14</b>	<b>188</b>	<b>13.4</b>	<b>59</b>	<b>1</b>



**Demitri Carter**  
DS ♦ 6-1 ♦ 230 ♦ r-Fr.  
Nashville, TN (Hillsboro)

**58** 2002 Blue Raiders

**Noteworthy:** Joined the team as a walk-on in the fall of 2001 ... Looks to be the starting deep snapper in 2002 ... Transferred from Lane College where he was a member of the 2000 football team as the starting tight end ... Missed most of spring practice with a dislocated wrist he suffered in the weight room, but should be 100 percent in the fall.

**2001:** Took a redshirt year.

**High School:** Played for Ron Aydelott at Hillsboro High School ... Was on the same team with current Blue Raiders Alvin Fite and John Henry ... Played tight end and outside linebacker ... As a senior, he registered 10 receptions for 234 yards and two touchdowns to go with 76 tackles on defense and three sacks ... Was an all-city and all-region performer ... Voted all-region offensive line MVP as a senior ... Lettered four years in football and three years each in basketball and track ... Was team captain for the 2000 Tennessee East-West Shrine Game.

**Personal:** Guardian: Nina Carter (aunt) ... Born: 4/10/82 ... Major: Criminal Justice.

**22 Straight**  
Senior receiver David Youell enters the 2002 season having caught at least one pass in 22 straight games.



## David Coy

OL ♦ 6-4 ♦ 290 ♦ Sr.  
Wentzville, MO (Kemper Military)

**72** 2002  
Blue Raiders

**Noteworthy:** Came out of spring drills listed as the starter at left guard ... Has played in 21 career games and started nine times ... Enrolled at Middle Tennessee in January 2000 ... Chose MT over Central Florida, Oklahoma State, and Louisiana Tech.

**2001:** Started eight games at left guard and played in all 11 ... Played a total of 620 snaps (56.4 per game) and had 46.5 knockdowns ... Was in on a personal-best 96 snaps and graded out at 73 percent in the win over Vanderbilt ... Graded out a career-best 76 percent against Mississippi in 55 snaps ... Had 80 snaps against Louisiana-Monroe and 63 in a win over New Mexico State ... Voted the team's Most Valuable Lineman following the Troy State game ... Registered a personal-high 10 knockdowns against Louisiana-Monroe ... Shared the team's 'Best Finisher' award with Kevin Pascoe after the Vanderbilt game.

**2000:** Played in 10 games and started once (Connecticut) ... Had a season-high 39 snaps and five knockdowns against Louisiana-Lafayette ... Graded out at 72 percent against the Ragin' Cajuns ... Was in on 34 snaps at Connecticut and 25 in the season opener at Illinois ... Played a total of 162 snaps, while collecting 20 knockdowns.


**Kemper Military:** Played tackle at Kemper ... Redshirted in 1998 after suffering an ankle injury in the season's second game ... Team went 3-8 in 1999.

**High School:** Was a highly-touted tight end coming out of Wentzville HS ... Earned all-conference honors and was the team captain all four years ... Was recruited by Nebraska, Arkansas, and Iowa coming out of Wentzville ... Played for coach Scotty Swafford.

**Personal:** Parents: Phillip and Pamala Coy ... Born: 1/10/80 ... Major: Concrete Management.

## '01 Game Captains

**Vanderbilt:** Counts, Newson, Bradley, Brown  
**Troy State:** Scott, H. Johnson, Spray, Hood  
**UL-Monroe:** Counts, Newson, Scott, Bradley  
**UL-Lafayette:** Matusek, Brown, Hood, Palmer  
**Idaho:** Newson, J. Johnson, Stephens, Scott  
**North Texas:** Payne, Hood, Counts, Bradley  
**Ole Miss:** Newson, Johnson, Scott, B. Durham  
**NMSU:** Counts, Newson, Scott, Bradley  
**Arkansas State:** Senior Class  
**LSU:** Stephens, Brown, Matusek, H. Johnson  
**UConn:** Seniors



## Curtis Daniely

DE ♦ 6-5 ♦ 285 ♦ Sr.  
Forsyth, GA (Mary Persons)

**96** 2002  
Blue Raiders

**Noteworthy:** A candidate for all-conference honors ... Came out of spring drills as the starter at right end ... Is the team's leading returning tackler among the defensive linemen ... Will be a leader on the defensive front.

**2001:** Played in all 11 games and started five at right end ... Was 11<sup>th</sup> on the team in tackles with a career-best 29 stops to go along with four tackles for loss and a personal-high three sacks ... Collected a career-best eight tackles at North Texas, while gaining six versus New Mexico State to go along with a sack ... Also had a sack against Connecticut ... Saw a season-best 49 snaps against North Texas and New Mexico State.

**2000:** Saw action in 10 games ... Did not play at Florida due to a knee injury ... Registered 13 total tackles, including three for loss of yards and three pass breakups ... Equalled his career-high with three tackles against Louisiana-Lafayette ... Had two stops each versus Louisiana-Monroe and Connecticut ... Played a total of 270 snaps, including a season-high 40 against South Florida ... Was in on 37 plays at Connecticut.

**1999:** Coaches elected to sit him out the first six games of the year in hopes of redshirting for the season, but his progression got him in the lineup for game seven ... Played the final five games of the year, including the last two as a starter at left end ... Registered eight tackles, three pass breakups and a fumble recovery for the year ... Talled three stops in his first collegiate game at La. Tech.

**High School:** As a senior he was named all-state, all-region and all-conference while leading Mary Persons to an 11-3 record ... Was tabbed the Defensive Lineman of the Year for the 18-county area in south Georgia ... Led the team in tackles as a senior with 115 total stops (70 solos) ... Also paced the team with 16 sacks and 23 batted passes ... Talled a personal-best 15 tackles in a win over Bleckley County ... Team finished 11-2 his junior year ... Played tight end on offense as a senior.

**Personal:** Parents: Willie C. and Bessie Daniely ... Born: 9/18/80 ... Major: Physical Education.

## Statistics

Tackles	UA	A	Tot.	Sacks	TFL	FR	INT
1999	5	3	8	0-0	1-3	1-0	0
2000	10	3	13	0-0	3-4	0-0	0
2001	19	10	29	3-17	4-19	0-0	0
<b>Total</b>	<b>34</b>	<b>16</b>	<b>50</b>	<b>3-17</b>	<b>8-26</b>	<b>1-0</b>	<b>0</b>




## Quan Domineck

TE ♦ 6-5 ♦ 238 ♦ So.  
Ellenwood, GA (Cedar Grove)

**13** 2002  
Blue Raiders

**2001:** Played in nine games ... Reeled in two catches for 37 yards on the season ... Registered one reception for a career-long 24 yards at LSU ... Hauled in his other catch at North Texas for 13 yards ... Joined Lucas Frost as the team's top two receiving tight ends ... Should be a receiving weapon for the Blue Raider offense in 2002.

**High School:** Was named to Fox Sports Net's Countdown To Signing Day All-South team



... Rated the No. 4 tight end in the nation by Rivals100.com ... Voted to the Georgia Super 11 team and Dekalb Super 11 squad ... Won Touchdown Club Player of the Month honors twice his senior year ... An all-state selection in 2000 ... A two-time all-county pick ... Cedar Grove's senior class president ... A member of the FCA and church youth choir ... Won the Martin Luther King scholarship from Nabisco, Inc. ... Chose MT over Marshall and Louisville ... Originally committed to Georgia ... His brother, Demetrius Smith, lettered for the Blue Raiders in 1991 as a defensive end.

**Personal:** Parents: Vernon and Barbara Domineck ... Born: 8/11/83 ... Major: Undecided.

## Statistics

Receiving	Rec.	Yds.	Avg.	LG	TD
2001	2	37	18.5	24	0



## Sheldon Durham

LB ♦ 6-2 ♦ 239 ♦ Sr.  
Norris, SC (Gulf Coast CC)

**47** 2002  
Blue Raiders

**2001:** Played in all 11 games, including nine as a starter (6 at left-side linebacker, 3 at right-side linebacker) ... Finished the year ninth on the team in tackles with 39 stops to go along with three TFL's, two sacks, a fumble recovery, and a forced fumble ... Averaged 49.6 snaps a game ... Was in on a

personal-best 66 snaps against North Texas and played 65 snaps the week before versus Idaho ... Recorded a season-high six stops at Ole Miss ... Collected sacks against Arkansas State and Connecticut ... Had five tackles and a forced fumble against Idaho ... Also had five stops and a tackle for loss at LSU ... Durham's fumble recovery came on the road against Louisiana-Lafayette.

**Gulf Coast:** Led team with 75 tackles ... An all-State selection ... Listed as one of the top 100 JUCO players in the nation by various recruiting analysts ... Possesses 4.7 speed.

**High School:** Played at D.W. Daniel High School for coach Allen Sitterle ... Visited Tennessee, Georgia, South Carolina, and Clemson out of high school ... Named to all-state and all-region team in 1997 and 1998 ... D.W. won state title in 1998 with a record of 13-2 ... Registered 177 tackles in 1998 and 175 in 1997 ... Listed as a top 100 national recruit.

**Personal:** Parents: Sidney F. and Miriam O. Durham ... Born: 2/2/81 ... Major: Criminal Justice.

### Statistics

Tackles	UA	A	Tot.	Sacks	TFL	FR	INT
2001	24	15	39	2-10	3-11	1-0	0



### Ryan Edmiston

WR ♦ 6-0 ♦ 189 ♦ r-Jr.  
Fayetteville, TN (Lincoln Co.)

**87** 2002 Blue Raiders

**Noteworthy:** A walk-on to the program who joined the team in the fall of 2000 ... Transferred from UT-Chattanooga in fall 2000 ... Has worked extremely hard and moved all the way to No. 2 on the depth chart behind Tyrone Calico at the "X" receiver spot.

**2001:** Did not compete in any games.

**High School:** Lettered three years in basketball and two years in football for Lincoln County High School ... Voted all-District in basketball as a senior and was all-Region, all-Midstate and all-state honorable mention in football ... As a junior he registered 12 catches for 212 yards and one touchdown ... Hauled in 33 receptions for 535 yards and eight touchdowns his senior year.

**Personal:** Parent: Shirley Jamison ... Born: 4/28/81 ... Major: Psychology.

### Back-to-Back-to-Back

Dwone Hicks is trying to become only the second player in MT history to record three straight 1,000-yard seasons. Mike Moore accomplished the feat from 1975-77.



### Glen Elarbee

C ♦ 6-2 ♦ 275 ♦ r-Sr.  
Carrollton, GA (Central)

**57** 2002 Blue Raiders

**Noteworthy:** Has made huge strides from his first year to now in the Blue Raider program ... A very smart football player who knows all of his assignments along with the other linemen's ... Enters fall camp as the team's starting center and is a candidate for all-conference honors ... Has played in 23 career games and started 11 times.

**2001:** A second team all-Sun Belt Conference performer ... Voted the team's most valuable lineman following games against Vanderbilt and Idaho ... Was selected the team's 'Best Finisher' a record six times and earned the 'Most Physical' award twice ... Started all 11 games ... Played a team-high 767 snaps and collected a career-best 92.5 knockdowns ... Led the team in knockdowns seven times ... Recorded a personal-best 15 knockdowns in the win over Vanderbilt and registered 13 versus Idaho and 11.5 at Louisiana-Monroe ... Graded out a season-best 89 percent against Ole Miss and topped the 80 percent mark in four of the last five games of the year ...

Earned 'Best Conditioned Athlete' award after scoring a perfect 34 out of 34 points during the summer strength and conditioning program.

**2000:** Saw action in five games ... Played a total of 48 snaps in those five games and collected six knockdowns ... Had a season-best 13 plays against Louisiana Tech and Connecticut ... Recorded two knockdowns in wins over ULM and Connecticut.

**1999:** Played in seven games ... Saw a season-high 31 snaps at Arizona and recorded nine knockdowns ... Graded out a team-best 78 percent against Arizona ... Had 30 snaps and six knockdowns in the win over UT Martin.

**1998:** Took a redshirt year.

**High School:** Named first team all-state as a senior by the *Associated Press* ... Was voted second team all-state by the *Atlanta Journal* ... Selected first team all-area three years in a row ... Team MVP as a senior for coach Bill Bailey ... Also lettered in basketball.

**Personal:** Parents: Keith and Debra Elarbee ... Born: 2/27/80 ... Major: Math Education.



### Steve Ellison

DT ♦ 6-0 ♦ 278 ♦ r-Jr.  
Eatonton, GA (Putnam Co.)

**91** 2002 Blue Raiders

**Noteworthy:** In the spring of 2001, he moved from fullback to defensive tackle ... Redshirted in 1999, but worked extensively on the offensive scout team ... Signed with the Blue Raiders in 1998, but decided not to enroll ... Has played in eight career games.

**2001:** Did not play in a game, but was on the travel squad.

**2000:** Played in eight games ... Had just one carry that went for two yards (vs Maryland) ... Enjoyed a season-best 31 snaps against Murray State to go along with six knockdowns ... Earned his first letter.

**1999:** Took a redshirt year.

**High School:** As a senior, Ellison played the first four games at tight end before moving to fullback the final six contests of the year ... Ellison went on to rush for over 500 yards.

**Personal:** Parent: Linda Ellison ... Born: 8/23/79 ... Major: Physical Education.

### Statistics

Rushing	Att.	Yds.	Avg.	LG	TD
2000	1	2	2.0	2	0



### Alvin Fite

LB ♦ 6-0 ♦ 220 ♦ So.  
Nashville, TN (Hillsboro)

**23** 2002 Blue Raiders

**Noteworthy:** Has unlimited potential and the ability to be a standout player for the Blue Raiders ... Ended spring practice as the starter at left pony (outside linebacker) ... A local product who possesses a strong work ethic and tremendous attitude ... A key contributor on special teams.

**2001:** Played in the team's first eight games, but missed the final three contests of the year with a knee injury ... Registered just one tackle on the season and that came against Troy State ... Played mainly on special teams.

**High School:** Class 4A Mr. Football Defensive Player of the Year in 2000 ... First team All-Mid-State ... Listed among the state of Tennessee's top 15 prospects by the *Knoxville News-Sentinel* ... Helped lead Hillsboro to a 13-1 record, a No. 1 ranking and a spot in the state semifinals in 2000 ... Registered 180 total tackles as a senior, including four 20-tackle games ... Also had five fumble recoveries and forced seven more ... Offensively, Fite rushed for 1,250 yards, had a 7.2 average per carry, and scored 12 touchdowns ... During his career, Fite was a two-time All-State selection, two-time Region 5-4A Most Valuable Player, the Tommy Owen Award winner (given annually to the best public school player in Metro Nashville), a two-time captain, and was twice named prep Player of the Week by Murphy Fair ... Runs a 4.5 40 ... Played for coach Ron Aydelott at Hillsboro ... Selected to play in the Tennessee-Kentucky All-Star Game ... Chose MT over Alabama, Arkansas, Louisville, and Kentucky.

**Personal:** Parents: Thomas and Nadolyn Johnson ... Born: 6/18/83 ... Major: Undecided.

### Statistics

Tackles	UA	A	Tot.	Sacks	TFL	FR	INT
2001	0	1	1	0-0	0-0	0-0	0-0



## Lucas Frost

TE ♦ 6-3 ♦ 246 ♦ r-Sr.  
Jonesboro, GA (Jonesboro)

**40** 2002 Blue Raiders

**Noteworthy:** Has played in 32 career games and started seven ... A noted hard worker who has turned himself into a solid player ... Is the top blocker among the tight ends.

**2001:** Earned 'Best Conditioned Athlete' award after scoring a perfect 34 out of 34 points during the summer strength and conditioning program ... Was the team's No. 1 tight end all season ... Played in all 11 games and started four times ... Had two catches for 12 yards and a touchdown ... Receptions came against Louisiana-Monroe and Idaho ... First career score came in a win over the Vandals.

**2000:** Played in all 11 games, including three as a starter ... Was also a member on special teams ... Did not catch a pass ... Graded out at 80 percent against South Florida, while playing a career-best 16 snaps ... Graded out at 78 percent against Florida.

**1999:** Saw action in all 11 games, but mainly on special teams ... Registered one catch during the season for 13 yards against UT Martin.

**1998:** Took a redshirt year.

**High School:** Named all-county and all-region as a senior ... Selected to preseason Big 11 team as a senior ... Played for coach Jed Hodges ... Also lettered two years in baseball.

**Personal:** Parents: Harry and April Mobley ... Born: 11/18/79 ... Major: Aerospace.

### Statistics

Receiving	Rec.	Yds.	Avg.	LG	TD
1999	1	13	13.0	13	0
2000	0	0	0.0	0	0
2001	2	12	6.0	11	1
<b>Total</b>	<b>3</b>	<b>25</b>	<b>8.3</b>	<b>13</b>	<b>1</b>



## Julius Gant

OL ♦ 6-4 ♦ 298 ♦ r-So.  
Atlanta, GA (Southside)

**67** 2002 Blue Raiders

**Noteworthy:** Enjoyed a solid first season in 2001 and will make a push for all-conference honors in 2002 ... Has all the tools to be a great one at MT ... Is an excellent run blocker and a strong pass blocker ... Possesses quick feet and strong hands ... A tenacious and aggressive player ... Chose MT over UAB, Marshall, Arkansas State and Louisville.

**2001:** Played in all 11 games, including eight as a starter at right tackle ... Was in on a total of 596 snaps (54.2 per game) and had 43 knockdowns ... Voted the team's 'Lineman of the Week' following the LSU game ... Set personal highs in snaps (86) and knockdowns (11) against Louisiana-Monroe ... Graded out 70 percent or better four times, including a career-best 84 percent against North Texas ... Registered five knockdowns each against Louisiana-Lafayette and Connecticut ... Played 85 snaps and had four knockdowns in his first collegiate game against Vanderbilt.

**2000:** Was enrolled in school at MT, but did not compete in football due to academic requirements.

**High School:** Southside's Lineman of the Year in 1999 ... Made the All-City team in Atlanta ... Registered seven sacks on defense, along with 68 tackles ... Graded out 88 percent on the offensive line for the year ... Also played basketball.

**Personal:** Parent: Jacqueline Rayburn ... Born: 1/14/82 ... Major: Physical Education.



## Chris Gatlin

LB ♦ 6-0 ♦ 223 ♦ Sr.  
Spring, TX (Klein)

**40** 2002 Blue Raiders

**Noteworthy:** Made the move from "Will" to "Sam" linebacker in the spring of 2001 ... Has played in 22 career games and started nine times ... Will be counted on for senior leadership in 2002.

**2001:** Played in nine games and started once against Mississippi ... Finished with seven tackles on the season (one solo) ... Recorded a season-best four tackles at Mississippi, while registering one each in wins over UL-Monroe, New Mexico State and Arkansas St. ... Earned 'Best Conditioned Athlete' award after scoring a perfect 34 out of 34 points during the summer conditioning program.

**2000:** Saw action in nine games, including eight as a starter at "Will" linebacker ... Was eighth on the team in tackles with 43 stops, including 30 solos ... Also had four tackles for lost yardage, a sack (vs Murray State), a forced fumble, and pass breakup ... Collected a career-high 10 tackles against Murray State to go with two stops behind the line of scrimmage ... Registered eight tackles in a win over Louisiana-Monroe, seven tackles against South Florida, and six at Mississippi State ... Was in on 439 snaps on defense for the year (48.8 per game) ... Played a career-best 69 plays against Louisiana Tech ... Missed the Connecticut and Louisiana-Lafayette games with an ankle injury.

**1999:** Was on schedule to redshirt, but progressed rapidly and the coaches elected to play him in game seven at Louisiana Tech ... Went on to play in five games, collecting eight tackles and one fumble recovery ... Had a season-high four tackles against UT Martin and two stops at Tech.

**High School:** Played for coach Ray Kenjura at Klein ... Led the team with 87 tackles to go along with three fumble recoveries and seven sacks his senior year as team finished 7-4 ... Named all-district ... Lettered two years in football and one in track ... Tallied 16 unassisted tackles in win over Conroe ... Also registered eight tackles and three sacks against Baytown Lee (the quarterback he sacked was Eli Roberson who was rated one of the top 100 players in Texas and signed with Kansas State).

**Personal:** Parents: Vernon and Glenda Gatlin ... Born: 9/1/81 ... Major: Computer Info. Systems.

### Statistics

Tackles	UA	A	Tot.	Sacks	TFL	FR	INT
1999	5	3	8	0-0	0-0	1	0
2000	30	13	43	1-5	4-9	0	0
2001	1	6	7	0-0	0-0	0	0
<b>Total</b>	<b>36</b>	<b>22</b>	<b>58</b>	<b>1-5</b>	<b>4-9</b>	<b>1</b>	<b>0</b>



## Seth Grabo

OL ♦ 6-4 ♦ 281 ♦ r-So.  
Fort Walton, FL (Choctawhatchee)

# 70

2002  
Blue Raiders

**Noteworthy:** Rated one of the top wrestlers in North Florida coming out of high school ... Chose MT over Troy State and Samford.

**2001:** Did not play in any games.

**2000:** Was redshirted ... Worked with the scout team and gained valuable experience.

**High School:** Named all-Northwest Florida and all-district in 1999 ... Was voted the team's Most Valuable Lineman ... Also wrestled and was a member of the Power Lifting team.

**Personal:** Parents: Jim and Kathy Grabo ... Born: 11/19/81 ... Major: Undecided.



## Andre Green

QB ♦ 6-1 ♦ 212 ♦ r-Fr.  
Fayetteville, GA (Sandy Creek)

# 7

2002  
Blue Raiders

**Noteworthy:** Will compete for the starting quarterback job, but will enter fall No. 2 on the depth chart ... Enjoyed a solid spring and showed coaches he has a bright future at Middle Tennessee ... Played free safety on the defensive scout team in 2001.

**2001:** Took a redshirt year.

**High School:** Rated the No. 59 player in the country by Rivals100.com and among the top quarterbacks in metro Atlanta by the *Atlanta Journal Constitution* ... Threw for 800 yards and rushed for 1,000 more and 12 touchdowns in leading Sandy Creek to a 9-3 record his senior year ... The nine wins were the most ever by a Sandy Creek team and helped earn Green Fayette County Offensive Player of the Year accolades by the AJC ... As a junior, Green passed for 2,100 yards, rushed for 1,400 and had eight touchdowns ... Runs a 4.43 40 ... Chose MT over NC State, Maryland, UAB, Memphis, Georgia Southern, and East Carolina.

**Personal:** Parents: Art and Adrine Green ... Born: 2/24/83 ... Major: Undecided.



## Avery Hatten

FB ♦ 5-8 ♦ 260 ♦ Sr.  
Hattiesburg, MS (Pearl River CC)

# 43

2002  
Blue Raiders

**2001:** Competed in 10 games and earned starts against Arkansas State and LSU ... Played mainly in short yardage situations ... Rushed twice for four yards on the season ... Had one carry for four yards at LSU ... Also had his lone reception for 12 yards against the Tigers ... Reeled in two-point conversion passes from wide receiver David Youell in wins over New Mexico State and Arkansas State.

**Pearl River CC:** A 2000 all-State selection ... Team's leading ground gainer and scorer ... Played in the Mississippi All-Star game ... Team went 4-6 in 2000 ... Runs a 4.6 40 ... Chose MT over Houston and Baylor ... Was also recruited by Miami, FL, and Virginia Tech.

**High School:** Played for coach Alton Walton at North Forrest High School ... Led the team in rushing as a sophomore, junior, and senior ... Named the best defensive end in the state by *Atlanta Magazine* ... Registered the most touchdowns on the team as a junior and senior ... Scored four touchdowns in a game before halftime twice during his junior and senior seasons ... Voted team MVP as a junior and senior ... Was also all-district and all-region as a junior and senior.

**Personal:** Parents: Gabe and Kay Hatten ... Born: 10/30/78 ... Major: Graphic Arts.

### Statistics

Rushing	Att.	Yds.	Avg.	LG	TD
2001	2	4	2.0	4	0
Receiving	Rec.	Yds.	Avg.	LG	TD
2001	1	12	12.0	12	0



## Chris Henry

WR ♦ 5-8 ♦ 156 ♦ r-Fr.  
Kingsport, TN (Dobyns-Bennett)

# 85

2002  
Blue Raiders

**2001:** Was redshirted ... Worked with the offense daily and was on the travel squad, which helped him gain valuable experience.

**High School:** Rated one of the state's top receivers ... Earned all-state honors after leading Dobyns-Bennett to a 12-2 record and a spot in the state

semifinals ... Hauled in a school-record 48 receptions for 800 yards and 11 touchdowns in 2000 ... Also registered 14 punt returns for 190 yards ... Set a school record by returning a punt 94 yards for a touchdown and established another school mark when he brought back a 93-yard kickoff return for a score ... Picked as an alternate for the Tennessee-Kentucky All-Star Game ... Clocked at 4.4 in the 40 coming out of high school ... Chose MT over UAB, Louisville, Marshall, and Appalachian State.

**Personal:** Parents: William and Ramona McClintock ... Born: 8/25/82 ... Major: Undecided.



## Dwone Hicks

RB ♦ 5-11 ♦ 225 ♦ Sr.  
Huntsville, AL (Lee)

# 4

2002  
Blue Raiders

**In the Record Book:** Owns the single-game record in rushing yards (311), touchdowns (6), and points scored (36) ... Holds single-season marks in rushing touchdowns (20), points scored (148), and total touchdowns scored (24) ... Is the career record holder in points (292) and total TDs scored (48).

**Noteworthy:** 2002 Heisman Trophy, All-America, and Doak Walker Award Candidate ... Announced in early January 2002 he would play his senior year at MT and would not enter the 2002 NFL draft ... Blue Raiders are 10-0 all-time when Hicks rushes 18 or more times in a game.

**2001:** Finished second nationally in scoring, 25<sup>th</sup> in rushing, and 31<sup>st</sup> in all-purpose yards ... Started 10 of 11 games ... Enjoyed four 100-yard rushing games and rushed for three or more touchdowns four times ... Played sparingly against North Texas, Ole Miss, and New Mexico State due to a hamstring injury ... Won the Sun Belt Conference rushing title with 1,143 yards and also brought home the league scoring title (148 points) ... Tallied a season-high 203 yards rushing in a win over Vanderbilt to go along with four rushing touchdowns ... Hauled in a career-best five receptions for 74 yards in a win over Troy State ... Racked up 169 yards on 22 carries to go along with three touchdowns against Idaho ... Against SEC champion LSU, Hicks rushed 16 times for 117 yards and followed that with a 156-yard, four-touchdown effort versus Connecticut ... Showcased his receiving ability by recording 18 catches (one shy of season best) for a personal-high 230 yards and four touchdowns ... **HONORS:** Sun Belt Conference Offensive Player of the Year ... First Team All-Sun Belt ... Named SBC Offensive Player of the Week on Sept. 3 ... Tabbed USA Today.com SBC Player of the Week on Sept. 1, Sept. 22, and Nov. 17 ... Featured in Sept. 24 issue of *Sports Illustrated* as a dark horse for the Heisman Trophy.

**2000:** Started nine games and played in all 11 ... Ended the year as the nation's third leading scorer (11.45 per game) and 15<sup>th</sup> leading rusher (116.09 per game) ... His 126 points scored was a new school record ... Rushed for 1,277 yards (12<sup>th</sup> player at MT to top 1,000-yard mark), which was the third best single-season total in school history and the most ever by a sophomore ... His 6.9-yard average was the second best mark in Blue Raider history ... Topped the 100-yard rushing mark eight times, which equalled the second most in a single-season at MT (record is 10 by Vince Hall) ... In a home win against Louisiana Tech, Hicks unloaded with a single-game record 311 rushing yards on a career-high 32 carries and six touchdowns ... That effort was the second best in the NCAA during the 2000 campaign ... Rang up 134 yards rushing at Illinois (Big Ten), 116 at Mississippi State (SEC) and 117 on the road against Maryland (ACC) ... Second-best effort of the year was a 184-yard, four-touchdown day against Connecticut ... Had two runs of 70 or more yards (70 vs Maryland, 79 vs Louisiana Tech) and four over 50 yards ... Collected 20 or more carries in a game four times ... Was fifth on the team in receptions with a personal-best 19 catches for 181 yards ... Equalled his career-high with four grabs against UAB and South Florida ... Had a personal-best 28-yard reception versus the Bulls for a career-high yardage total of 59 ... Averaged 104.8 yards rushing on the road and 129.6 yards at home ... Had three or more rushing touchdowns in a game three times ... Hicks' 1,458 all-purpose yards ranked as the sixth most in school history ... **HONORS:** Named Independent Offensive Player of the Year by *College Football News* ... First team all-Independent by CFN ... Was also tabbed first team all-Independent by *Football News* ... Was selected for ESPN's Hidden Video segment following his 311-yard rushing effort against Louisiana Tech ... Earned CFN all-Independent Offensive Player of the Week honors three times ... Voted the team's skill player of the week following the Illinois and Louisiana Tech games.

**1999:** Played in all 11 games, including two as a starter (Troy State, Louisiana Tech) ... Also played on special teams ... Rushed 39 times for 182 yards and three touchdowns on the season, while hauling in five receptions for 18 yards ... Registered a career best (at the time) 104 yards on 18 carries and two touchdowns against UT Martin ... Had 38 rushing yards in the win over East Tennessee to go along with a personal-best four catches for 20 yards.

**High School:** Was voted the 6A Alabama State Player of the Year in 1998 ... Also earned all-state honors in 1998 ... Rushed for 2,226 yards and 21 touchdowns for Lee HS ... Received a rating of 3 out of 5 by recruiting analyst Forrest Davis ... Was listed as a 9.25 out of 10 by analyst Jeff Whitaker ... Hicks' high school coach, Don Thomas, is a former all-American linebacker at MT.

**Personal:** Parents: Tommy and Gloria Hicks ... Born: 4/25/81 ... Major: Physical Education.

## Statistics

Rushing	Att.	Yds.	Avg.	LG	TD
1999	39	182	4.7	12	3
2000	186	1277	6.9	79	19
2001	191	1143	6.0	62	20
<b>Total</b>	<b>416</b>	<b>2602</b>	<b>6.3</b>	<b>79</b>	<b>42</b>

Receiving	Rec.	Yds.	Avg.	LG	TD
1999	5	18	3.6	13	0
2000	19	181	9.5	28	2
2001	18	230	12.8	55	4
<b>Total</b>	<b>42</b>	<b>429</b>	<b>10.2</b>	<b>55</b>	<b>6</b>

Tot. Off.	G	Plays	Run	Pass	Tot.	Avg./G
1999	9	39	182	0	182	20.2
2000	11	186	1277	0	1277	116.1
2001	11	191	1143	0	1143	103.9
<b>Total</b>	<b>31</b>	<b>416</b>	<b>2602</b>	<b>0</b>	<b>2602</b>	<b>83.9</b>

All-Purp.	G	Run	Rec	PR	KOR	IR	FR	Tot
1999	9	182	18	0	15	0	0	215
2000	11	1277	181	0	0	0	0	1458
2001	11	1143	230	0	0	0	0	1373
<b>Total</b>	<b>31</b>	<b>2602</b>	<b>429</b>	<b>0</b>	<b>15</b>	<b>0</b>	<b>0</b>	<b>3046</b>

## Hicks' Game-By-Game

### 2001

at Vanderbilt	37-203-4
Troy State	12-55-2
at UL-Monroe	20-75-3
at UL-Lafayette	19-98-1
Idaho	22-169-3
at North Texas	4-28-0
at Ole Miss	9-79-0
New Mexico State	11-92-1
Arkansas State	15-72-1
at LSU	16-117-0
UConn	26-156-4

### 2000

at Illinois	17-134-0
at Florida	15-64-0
Murray State	23-114-2
at Maryland	16-117-1
Louisiana Tech	32-311-6
Louisiana-Monroe	22-105-3
at UAB	8-14-0
at Mississippi State	13-116-1
at Connecticut	18-184-4
South Florida	20-110-2
UL-Lafayette	2-8-0

### 1999

at Mississippi State	0-0-0
at Arizona	0-0-0
Wofford	0-0-0
at UL-Lafayette	1-10-0
Troy State	1-2-0
at Arkansas	1-0-0
at Louisiana Tech	3-6-1
at Louisiana Monroe	3-10-0
UT Martin	18-104-2
Central Florida	2-12-0
East Tennessee	10-38-0



## Andrico Hines

QB ♦ 6-2 ♦ 210 ♦ r-Jr.  
Riverdale, GA (SW Miss. CC)

# 9

2002  
Blue Raiders

**Noteworthy:** Is listed as the starting quarterback entering fall camp ... Has worked extremely hard in the offseason both in the weight room and by throwing with receivers every day ... Possesses a very strong arm and throws the deep ball with accuracy ... Has all the tools to be a great one, but needs to be put to the test.

**2001:** Took a redshirt year, but gained a great amount of experience by traveling to each game and signaling in plays.

**SW Miss. CC:** Named to Mississippi JUCO All-Star team in 2000 ... Was 101 for 158 (64 percent) in the passing department for 1,319 yards ... Also tossed 15 touchdowns and only four interceptions ... Played for former Middle Tennessee assistant coach Dom Green at Southwest Mississippi CC ... Wore jersey number 9.

**High School:** Played for coach George Spencer at Riverdale High School ... Led team to 13-1 record as a senior and a berth in the semifinals of the state playoffs ... Was a four-year starter ... Named all-state, all-county and all-region as a senior ... Set a state record with five touchdowns in a state playoff game.

**Personal:** Parents: Robert and Dorothy Hines ... Born: 12/10/80 ... Major: Physical Education.



## Chris Hough

LB ♦ 6-1 ♦ 200 ♦ r-So.  
Lovejoy, GA (Lovejoy)

# 21

2002  
Blue Raiders

**Noteworthy:** Has shown a lot of improvement since the 2001 season and should receive plenty of snaps in 2002 ... Changed his jersey number from 46 to 21.

**2001:** Competed in all 11 games, including one as a starter (rightside linebacker) vs Arkansas State ... Had a total of 27 tackles on the year to go along with two stops for loss of yards, a sack, forced fumble, and a pass breakup ... Registered career-best six tackles in back-to-back games against Louisiana-Monroe and Louisiana-Lafayette (personal-best five solos) ... His lone sack came against Troy

State for minus-nine yards ... Forced a fumble against Idaho ... Recorded four tackles in a win over Arkansas State.

**2000:** Did not play in any games ... Was redshirted.

**High School:** Led Lovejoy to the Georgia state playoffs in 1999 ... Registered 13 sacks as a senior.

**Personal:** Parents: Lawrence and Hester Hough ... Born: 1/27/82 ... Major: Concrete Industry Management.

## Statistics

Tackles	UA	A	Tot.	Sacks	TFL	FR	INT
2001	13	14	27	1-9	2-12	0	0



## Chris Johnson

DB ♦ 5-10 ♦ 176 ♦ Sr.  
Freeport, FL (Niceville)

**10** 2002 Blue Raiders

**Noteworthy:** Enters his senior year as the starter at left corner ... Played mainly at the pony position a year ago, but was moved back to the secondary during the spring ... A very smart player ... Has played in 33 career games and started 10 times.

**2001:** Saw action in all 11 games, including one as a starter at outside linebacker (pony) against Ole Miss ... Finished with 12 tackles, one tackle for loss of yards, a pass deflection, and a blocked kick ... Had a season-high two tackles in games against North Texas, Ole Miss, Arkansas State, and Connecticut ... Recorded a tackle for a loss of six yards against Arkansas State ... Was voted the team's special teams player of the game after blocking a punt against Arkansas State.

**2000:** Played in all 11 games, starting four times (all in nickel situations) ... Registered 24 total tackles, including a career-best two for loss of yards ... Equaled his career-high with six tackles against Louisiana Tech and Connecticut ... Had his only sack of the season against Louisiana Tech ... Collected four stops in a win over South Florida ... Had a total of two pass breakups on the year.

**1999:** Played in all 11 games, while starting in five ... Started his first two collegiate games against Mississippi State and Arizona ... Was 12th on the team in tackles with 36 ... Also had one TFL, one sack, and one pass breakup ... Had a season-high six tackles at Louisiana Tech, while registering four each versus MSU, UL Lafayette, and UT Martin.

**High School:** As a senior he earned honorable mention all-state honors for the 6A classification ... Was also named to the all-area team, while being chosen the team's MVP two years in a row ... Played

offense, defense and special teams at Niceville ... Had 43 carries for 341 yards and three touchdowns his senior year to go along with nine receptions for 185 yards and two touchdowns ... Defensively as a senior, Johnson totaled 66 tackles, three interceptions, three fumble recoveries and three blocked PATs ... As a junior, he had 53 tackles, one sack, one interception and two blocked PATs ... On offense he carried the ball 40 times for 327 yards and six touchdowns ... Also lettered in weightlifting and track ... Played for coach Frank Sorrels.

**Personal:** Parents: Tommy, Sr. and Ann Johnson ... Born: 11/3/80 ... Major: Physical Education ... Other: Chris' brother, Tommy, was a two-year starter at Alabama (1991-95). Tommy also played one year with the Jacksonville Jaguars.

## Statistics

Tackles	UA	A	Tot.	Sacks	TFL	FR	INT
1999	25	11	36	1-6	1-6	0	0
2000	12	12	24	1-7	2-8	0	0
2001	10	2	12	0-0	1-6	0	0
<b>Total</b>	<b>47</b>	<b>25</b>	<b>72</b>	<b>2-13</b>	<b>4-20</b>	<b>0</b>	<b>0</b>



## P.J. Johnson

DB ♦ 5-10 ♦ 188 ♦ r-Sr.  
Owensboro, KY (Owensboro)

**30** 2002 Blue Raiders

**2001:** Did not play in any games ... Worked in the secondary.

**2000:** Did not play in any games, but did travel with the team.

**1999:** Did not play in any games during the season.

**1998:** Took a redshirt year ... Broke his ankle during morning workouts on Aug. 15, 1998.

**High School:** Named second team all-state in 1997 ... Had 26 receptions for 828 yards and eight touchdowns as a senior ... Was all-district and all-area in 1996 ... Was a member of the 1998 Kentucky All-Star team ... Lettered for four years in football, basketball, and track ... Was honorable mention all-state in basketball in 1997 ... Won the state 4 X 100 relay in 1998 ... Played football for coach Gordon Powers.

**Personal:** Parents: Bill and Vivian Johnson ... Born: 4/19/80 ... Major: Management.

**14-0**

Under Andy McCollum, the Blue Raiders are a perfect 14-0 while leading at the half and are an impressive 15-0 when taking a lead into the fourth quarter.



## Thomas Johnson

DL ♦ 6-2 ♦ 278 ♦ r-So.  
Memphis, TN (Hamilton)

**93** 2002 Blue Raiders

**Noteworthy:** Will compete for starting duties at defensive tackle ... Came out of spring practice listed No. 2 on the depth chart behind Jerry Vanderpool ... A very versatile athlete because of his ability to play multiple positions ... Plays the run well and is an excellent pass rusher ... Runs a 4.8 40 ... Chose MT over Mississippi St., Mississippi, and Memphis.

**2001:** Played in 10 games, including four as a starter ... Averaged 35.4 snaps a game ... Was in on a personal-best 49 plays against Louisiana-Monroe and had 42 snaps against Louisiana-Lafayette ... Ended the year with 19 total tackles, two tackles for loss, and one sack ... Had a season-high four tackles at Louisiana-Monroe ... Recorded his only sack in win over Troy State and also had a pass breakup ... Recovered a fumble against Connecticut ... Registered three tackles in games against Troy State and North Texas.

**2000:** Was enrolled in school at MT, but did not compete in football due to academic requirements.

**High School:** Played TE, DL, and LB for Hamilton HS ... Led Hamilton for two straight years in tackles and sacks ... Was voted all-state, all-metro and all-city ... Was a class officer.

**Personal:** Parent: Alma Johnson ... Born: 6/24/81 ... Major: Physical Education.

## Statistics

Tackles	UA	A	Tot.	Sacks	TFL	FR	INT
2001	11	8	19	1-8	2-13	1-0	0-0



## Dominic Jones

DE ♦ 6-3 ♦ 268 ♦ Jr.  
Coffeeville, MS (NW Miss. JC)

**86** 2002 Blue Raiders

**Noteworthy:** Chose Middle Tennessee over Oklahoma State, Kentucky, Memphis, Troy State, and Marshall ... Runs a 4.9 40 ... Inked with the Blue Raiders as a mid-term signee in December of 2001 ... Went through spring drills and is listed No. 3 on the depth chart at right end.

**NW Mississippi:** Named the Most Valuable Defen-

sive Player for the North team in the 2001 Mississippi JUCQ All-Star Game ... Team finished 7-3 in 2001 and 10-0 in 2000 ... Was voted the team's most improved defensive lineman in 2001 ... As a freshman he saw most of his action on special teams while serving in a backup role at defensive end.

**High School:** Three-sport letterman in football, basketball, and weightlifting for Coffeeville High School ... Played linebacker, defensive end, and fullback ... Team captain and team MVP on defense as a senior ... Registered 14 tackles, two sacks, and two caused fumbles against Winona his senior year ... Coach was Perry Liles ... Won the individual state championship in the 242-pound class in weightlifting by setting state records in the squat and deadlift ... Led Coffeeville to a state runner-up spot in Class 2A in weightlifting as a senior.

**Personal:** Parent: Roland and Darlene Jones ... Born: 2/26/82 ... Major: Undecided.



## Reggie Jones

WR ♦ 6-2 ♦ 219 ♦ Sr.  
Atlanta, GA (Middle Georgia JC)

**84** 2002 Blue Raiders

**Noteworthy:** Has big play potential with his size and speed ... Did not see as much action in 2001 as he had hoped due to playing behind all-star Kendall Newson ... Looked sharp in the spring scrimmage with four receptions ... If he is in proper condition, Jones could be a major contributor in 2002.

**2001:** Played in five games, but did not catch a pass ... Also was a member of the Blue Raider kickoff return team.

**Middle Georgia JC:** NJCAA All-American Return Specialist in 2000 ... Middle Georgia went 10-1 in 2000 and won the Golden Isle Bowl ... Collected 18 catches for 425 yards (23.6 per catch) ... Averaged 29.9 yards per kickoff return and 19.7 per punt return ... Had one kickoff brought back for a touchdown ... A two-year starter ... Runs a 4.32 40 ... Chose MT over Clemson, UAB and Marshall.

**High School:** Played at North Atlanta High School where he was the team MVP his senior year ... Also lettered in track.

**Personal:** Parents: Mary Jones ... Born: 12/26/79 ... Major: Liberal Arts.

### Statistics

Receiving	Rec.	Yds.	Avg.	LG	TD
2001	0	0	0.0	0	0



## Hashem Joyner

WR ♦ 5-9 ♦ 152 ♦ r-So.  
College Park, GA (North Clayton)

**8** 2002 Blue Raiders

**Noteworthy:** Should see plenty of action in 2002 ... Will backup senior David Youell at the "Y" position ... An outstanding athlete who played defensive back and wide receiver in high school ... Has big play potential ... Chose MT over Clemson and Marshall.

**2001:** Played in 10 of 11 games ... Finished the year with three receptions for 88 yards and a 29.3-yard per catch average ... Hauled in two passes for 80 yards in a win over Troy State, including a career-long 69-yard catch ... Also registered one reception for eight yards against New Mexico State ... Also played on special teams.

**2000:** Was enrolled in school and practiced with the team, but did not compete in any games due to academic requirements ... Went through 2001 spring drills.

**High School:** Registered 60 tackles, 12 pass break-ups, and one interception as a senior ... In fact, only two balls were caught on Joyner's side of the field in 1999 ... Also tallied eight receptions for 237 yards and four touchdowns in a limited role as a receiver ... Was also a standout track athlete for North Clayton where he high jumped 6-6 (only four inches shy of being nationally recognized), triple jumped 45 feet, and was the team's top sprinter.

**Personal:** Parent: Marilyn Joyner ... Born: 9/16/80 ... Major: Information Systems.

### Statistics

Receiving	Rec.	Yds.	Avg.	LG	TD
2001	3	88	29.3	69	0



## Brian Kelly

PK ♦ 6-0 ♦ 173 ♦ Jr.  
Woodstock, GA (Sequoyah)

**22** 2002 Blue Raiders

**Noteworthy:** Preseason All-Sun Belt ... Has never missed a field goal in league play (3-for-3) ... Is ranked fifth all-time in points scored by a kicker at MT (134) ... Did not sign with the Blue Raiders until late May of 2000 ... Longest made field goal on turf is 47 yards and on grass 42 yards ... Enters year having hit a career-best 29 consecutive extra points

... Most points scored in a game is 14 (Murray State 2000) ... Longest streak of consecutive made field goals is five in a row.

**2001:** Was the starting placekicker all 11 games ... An official Lou Groza Award (nation's top kicker) candidate entering the season ... Made 6-of-9 field goals on the season and was 44-for-46 on extra points ... Finished second on the team in scoring with 62 points ... Hit a career-long 47-yarder against Arkansas State ... Was 3-for-4 from 40-49 yards ... Connected on a school-record 10 extra points on 10 attempts against Idaho ... Hit a 44-yarder in the win over New Mexico State and had a 42-yarder at Louisiana-Monroe.

**2000:** Played in 10 of 11 games and was the Blue Raiders' No. 1 placekicker ... Made 11-of-13 field goals and 39-of-44 extra points (three of his misses came from 35 yards and beyond due to penalties) ... Was second on the team in scoring with 72 points, which was the most in school history by a freshman kicker ... Tallied a personal-best 14 points against Murray State, while adding 11 versus Louisiana-Lafayette and 10 at Connecticut ... Began his collegiate career by connecting on his first five field goal attempts ... Did not miss until the team traveled to Maryland the fourth week of the season ... Went on to hit his next five in a row before missing a 38-yard attempt in the season finale against Louisiana-Lafayette ... Crowning moment came when he hit a 21-yarder with no time remaining in the second overtime against the Ragin' Cajuns to give the Blue Raiders the win and a winning season ... Career long kick came against Murray State at home from 46 yards out.

**High School:** Lettered for three years in football, four years in soccer, and one year in basketball for Sequoyah High School ... Named first team AAAA all-state by the *Associated Press* and the *Atlanta Journal Constitution* as a senior ... Was also tabbed first team all-region 6-AAAA and first team sub-region 6-AAAA-A, while garnering all-county honors and the team's Special Team Player of the Year award ... Led the team in scoring as a senior with 47 points, while also finishing third in tackles (one interception, one sack, one fumble recovery) ... For his career, Kelly was third on the all-time scoring list after making 56-of-59 extra points and 23-of-39 field goals ... Was 19-of-26 from 45 yards or less and 3-of-6 from 50 yards or more ... Holds the county record for longest field goal (55 yards), most field goals over 50 yards (3), most career field goals (23), most career points by a kicker (125) and most consecutive extra points (52) ... A standout in soccer, Kelly was voted the county's Offensive Player of the Year three years in a row and was the team MVP in 2000 ... The high school retired his jersey at the conclusion of his senior year ... Led the entire region in scoring his senior year with 35 points ... Holds county records for most career goals (61), most career assists (29), most goals in a season (25), and most total points in a season (35) ... Voted the Sequoyah High School Scholar Athlete of the Year in 2000 ... A member of Student Government

and the 21<sup>st</sup> Century Leaders Business Forum ... Nominated for Governor's Honors, Hugh O'Brien Award, and Boy's State ... Played football for coach Sid Maxwell.

**Personal:** Parents: Tim and Terri Kelly ... Born: 2/15/82 ... Major: Business.

## Statistics

FG	FGM-A	Pct.	0-29	30-39	40-49	50+	Lg	Blk
2000	11-13	.846	4-4	4-5	3-4	0-0	46	0
2001	6-9	.667	3-4	0-1	3-4	0-0	47	2
<b>Total</b>	<b>17-22</b>	<b>.772</b>	<b>7-8</b>	<b>4-6</b>	<b>6-8</b>	<b>0-0</b>	<b>47</b>	<b>2</b>

Scoring	FGs	PATs	Points
2000	11-13	39-44	72
2001	6-9	44-46	62
<b>Total</b>	<b>17-22</b>	<b>83-90</b>	<b>134</b>



## Louis Kemp

LB ♦ 5-10 ♦ 210 ♦ r-Sr.  
Gadsden, AL (Gadsden)

**52**

2002  
Blue Raiders

**Noteworthy:** The defense's high energy guy ... Moved from inside linebacker to outside linebacker midway during the 2001 campaign ... Was a medical redshirt in 1999 ... Moved from fullback to linebacker in the spring of 2000 ... A tough, physical player who always gives great effort ... A walk-on to the Blue Raider program who was put on scholarship by Andy McCollum during the fall of 2000.

**2001:** Saw action in all 11 games and was a starter six times (2 at middle linebacker, 4 at outside linebacker) ... Was 10<sup>th</sup> on the team in tackles with a career-best 35 ... Also tallied four stops for minus yards, one sack, a fumble recovery and three pass breakups ... Had a season-best five tackles against Troy State, Louisiana-Lafayette, and New Mexico State ... Registered a personal-high two tackles for loss in a win over Troy State ... First career sack came against Troy State ... Recovered a fumble against Arkansas State ... Also played extensively on special teams.

**2000:** Played in all 11 games and two as a starter at "Will" linebacker (Connecticut and Louisiana-Lafayette) ... Was also a member of special teams ... Was 10<sup>th</sup> on the team in tackles with 27 stops ... Also had one tackle for lost yardage, two pass breakups, and an interception ... The interception came against South Florida and covered 56 yards ... Registered a career-best 12 tackles (8 solos) in the win over Louisiana-Lafayette ... Had five tackles in a personal-high 61 snaps on defense against Maryland ... Averaged 20.0 snaps a game on defense.

**1999:** Was medically redshirted ... Played in two games on special teams before his injury.

**1998:** Did not play in any games.

**High School:** Lettered in football, track, and basketball at Gadsden High School ... Was an all-area running back as a senior and an all-area most valuable offensive player his junior year ... Earned all-area honors as a defensive back as a sophomore.

**Personal:** Parents: Louis C. Kemp III and Estellamae Wilson ... Born: 7/23/79 ... Major: Liberal Arts.

## Statistics

Tackles	UA	A	Tot.	Sacks	TFL	FR	INT
2000	16	11	27	0-0	1-1	0-0	1-56
2001	19	16	35	1-8	4-15	1-7	0-0
<b>Total</b>	<b>35</b>	<b>27</b>	<b>62</b>	<b>1-8</b>	<b>5-16</b>	<b>1-7</b>	<b>1-56</b>



## Reshard Lee

RB ♦ 5-10 ♦ 227 ♦ r-So.  
Brunswick, GA (Brunswick)

**24**

2002  
Blue Raiders

**Noteworthy:** Look for him to lineup at tailback and quarterback during various parts of a game while also returning kicks ... Is Middle Tennessee's most versatile player ... Played quarterback in high school ... Tabbed the No. 1 athlete in Georgia and the No. 25 quarterback nationally by various recruiting services coming out of high school ... Has excellent speed and was considered one of Georgia's fastest players ... Has a 36.5 vertical jump and power cleans right at 300 pounds ... Chose MT over Clemson, Florida State, and Georgia.

**2001:** A second team All-Sun Belt Conference member ... With Dwone Hicks, Lee helped form one of the top rushing tandems in college football and the No. 1 twosome in the Sun Belt (combined for 1,933 yards and ranked No. 1 and No. 5, respectively in the SBC) ... Played in all 11 games ... Voted the SBC Offensive Player of the Week on Oct. 1 ... Voted the team's special team's player of the game following the Troy State win, and was the team's pick for skills player of the game following victories over Louisiana-Lafayette and Arkansas State ... Was also the team's offensive MVP after the Louisiana-Lafayette contest ... Rushed a total of 108 times for 790 yards and four touchdowns ... Averaged an impressive 7.3 yards a carry ... Had nine catches for 87 yards on the season and returned 13 kickoffs for 184 yards ... Recorded two 100-yard rushing games with a career-high 146 yards on 23 carries and a score against Arkansas State ... Tallied 127 yards on just eight carries at Louisiana-Lafayette (15.9 yards per carry) ... Had a personal-long run of 60 yards against the Ragin' Cajuns ... Registered 74 yards on six carries against Troy State, 41 yards on five attempts at LSU, and had 84 yards on 12 attempts at Ole Miss ... Hauled in a

season-high two receptions against Vanderbilt and Louisiana-Monroe ... Had a career-long 80-yard kickoff return against Troy State ... In a win over New Mexico State, Lee rushed 10 times for 60 yards and a personal-best two touchdowns.

**2000:** Was enrolled in school, but did not compete in football due to academic requirements.

**High School:** *USA Today* honorable mention All-American and an *Atlanta Journal-Constitution* Class AAAA first team pick ... Helped lead Brunswick to 14 straight wins his senior year before falling to Lowndes HS, 17-0, in the Class AAAA championship at the Georgia Dome ... Primarily played quarterback for Brunswick passing for 1,600 yards and 18 touchdowns as a senior ... Also ran for 670 yards and eight scores in 1999 to be tabbed the WTOC-TV offensive player of the year ... For his career, Lee threw for 4,175 yards and 56 touchdowns, while accounting for 129 total scores.

**Personal:** Parents: Charlie and Ruthie Lee ... Born: 10/12/80 ... Major: Criminal Justice.

## Statistics

Rushing	Att.	Yds.	Avg.	LG	TD
2001	108	790	7.3	60	4
Receiving	No.	Yds.	Avg.	LG	TD
2001	9	87	9.7	39	0
KO Ret.	Att.	Yds.	Avg.	LG	TD
2001	14	184	14.2	80	0



## Jeff Littlejohn

DT ♦ 6-2 ♦ 328 ♦ r-Fr.  
Gaffney, SC (Gaffney)

**92**

2002  
Blue Raiders

**Noteworthy:** Originally chose Miami, FL, over Clemson, Tennessee, South Carolina, Michigan State, and West Virginia ... After failing to meet NCAA academic guidelines Littlejohn opted not to go to junior college and instead enrolled at Middle Tennessee ... Was not able to participate during the spring.

**High School:** Regarded as one of the top five defensive linemen in the nation coming out of Gaffney High School ... Rated the No. 6 defensive lineman prospect in the nation by ESPN and the No. 63 player overall in the country ... Also rated Prep Star's No. 16 prospect overall in the Atlantic region ... As a senior, he registered 89 tackles, 12 for losses, 18 quarterback hurries, 18 sacks (single-season record), 22 pass breakups and two interceptions ... Led team to a state championship and a 14-1 record as a junior ... In his high school career, Littlejohn tallied 250 tackles, 40 sacks, 35 pass breakups, 29 hurries, three interceptions, and three blocked field goals.

**Personal:** Parent: Dorothy Littlejohn ... Born: 2/14/83 ... Major: Undecided.



## Brandon Lynch

LB ♦ 6-0 ♦ 184 ♦ Jr.  
Hephzibah, GA (Hephzibah)

**42** 2002  
Blue Raiders

**Noteworthy:** Moved from safety to outside linebacker last year ... A returning starter who will push for all-conference honors ... A tough kid who works extremely hard ... Chose MT over Pittsburgh, NC State, Georgia Tech, and Albany State.

**2001:** Played and started in 10 games (missed the North Texas contest) ... Was third on the team in tackles with a career season-best 54 stops ... Also recorded four tackles for loss, his first career sack and a team-best two fumble recoveries ... Registered a personal-best eight tackles in consecutive games against New Mexico State, Arkansas State, and LSU ... Tallied seven stops against Louisiana-Monroe and six versus Vanderbilt ... Had his first-ever sack against Arkansas State, while recording two TFL's in wins over Idaho and ASU ... Returned a fumble 50 yards for a touchdown at Louisiana-Lafayette ... Voted the team's defensive MVP following the Louisiana-Lafayette game ... Also played on special teams.

**2000:** Played in nine games, but mainly on special teams ... Saw his most action on defense during the Connecticut game ... Finished the year with 16 total tackles, including one for lost yardage ... Registered four tackles against Connecticut and three each versus Louisiana-Lafayette and Mississippi State ... His TFL came against Connecticut ... Was the Special Teams MVP on three occasions (Maryland, UAB, and Connecticut).

**High School:** As a senior, Lynch registered 80 tackles in 10 games for Hephzibah ... Also totaled an impressive 17 tackles for loss of yards from his safety position ... Against Northside, which was ranked No. 11 nationally at the time, Lynch returned a punt for a touchdown and a 97-yard kickoff return for a touchdown ... Lynch was a two-time all-area performer and was an all-state honorable mention selection in 1999 ... Lynch also ran the 100, 200, 400 relay, and 1600 relay ... Also competed in the high jump and long jump.

**Personal:** Parents: Larry and Geneda Lynch ... Born: 1/31/82 ... Major: Liberal Arts.

### Statistics

Tackles	UA	A	Tot.	Sacks	TFL	FR	INT
2000	6	10	16	0-0	1-2	0-0	0
2001	29	25	54	1-8	4-16	2-50	0
<b>Total</b>	<b>35</b>	<b>35</b>	<b>70</b>	<b>1-8</b>	<b>5-18</b>	<b>2-50</b>	<b>0</b>



## John Madrick

FB ♦ 5-10 ♦ 220 ♦ r-Sr.  
Covington, KY (Holmes)

**39** 2002  
Blue Raiders

**Noteworthy:** Has been dedicated to the teams offseason workout program, which has played a major role in his improvement ... Plays with a big heart, has a great work ethic and simply loves the game ... Made the move from linebacker to full-back during spring 2000 ... His father played football for Murray State, while his brother (Ron, Jr.) played for Louisville.

**2001:** Played in five games ... Did not receive a carry or catch a pass ... Was used mainly in goal line situations.

**2000:** Did not play in any games ... Traveled with the team to all road contests.

**1999:** Did not play in any games ... Was a member of the defensive scout team.

**1998:** Took a redshirt year.

**High School:** Was honorable mention all-state as a junior and senior for Holmes ... Listed as one of the top 24 players in northern Kentucky ... Made the northern Kentucky all-star team three years in a row ... Played for coach John Vandermeer.

**Personal:** Parents: Ron and Sherry Madrick ... Born: 9/11/79 ... Major: Wellness.



## Will Martin

FS ♦ 5-11 ♦ 203 ♦ Jr.  
Clarksville, TN (Coffeyville CC)

**12** 2002  
Blue Raiders

**Noteworthy:** Inked with the Blue Raiders as a mid-term signee in December of 2001 ... Participated in spring drills and will enter fall camp as the backup to Michael Woods at free safety ... Chose MT over Maryland, Ohio, Ole Miss, and West Virginia.

**Coffeyville CC:** A quarterback for Coffeyville, Martin led the Ravens to a 7-4 record and threw two touchdowns to lead them to a 49-14 win over Navarro Junior College in the 2001 Heart of Texas Bowl ... Against Navarro, Martin was 9-for-16 for 198 yards, including an 80-yard strike in the first half ... Completed 12-of-23 passes for 179 yards and two touchdowns in a win over Butler CC ... Earned second

team all-conference honors after throwing for 1,052 yards, rushing for 500 more, and tossing 10 touchdown passes in 2001 ... Wore jersey No. 2 at Coffeyville ... Played for coach Jeff Lieker.

**High School:** Played quarterback and safety during a stellar four-year high school career at Kenwood in Clarksville, TN, for coach Terry Arrington ... As a senior, he was a Super Prep All-American, Region 6-4A Player of the Year, and was named to two All-State teams (*Associated Press* and *Tennessee Sports Writers*) ... Was also the *Leaf Chronicle* Player of the Year and a Mr. Football finalist ... Registered 250 yards rushing and four touchdowns by halftime against Clarksville High School his junior year ... Signed with Kansas State out of high school.

**Personal:** Parent: Eva Shelby ... Born: 4/13/82 ... Major: Undecided.



## Nick McAfee

FB ♦ 5-11 ♦ 220 ♦ So.  
Marietta, GA (Marietta)

**38** 2002  
Blue Raiders

**Noteworthy:** A true fullback ... An excellent blocker ... Called the "Bull" by his high school coach because of his bruising type play ... Chose MT over Memphis and Marshall.

**2001:** Sat out the season and later re-signed with the Blue Raiders as a member of the 2002 recruiting class.

**2000:** Enrolled in school for the spring semester (January 2001).

**High School:** A three-year starter for Marietta at fullback ... Played for coach Friday Richards ... Also competed on the basketball team.

**Personal:** Parents: Alfred and Arlene McAfee ... Born: 1/2/81 ... Major: Undecided.



## Joey Montalbano

LB ♦ 5-9 ♦ 200 ♦ r-Jr.  
Nashville, TN (Father Ryan)

**53** 2002  
Blue Raiders

**Noteworthy:** A walk-on to the Blue Raider program who was awarded a scholarship during the 2001 season ... Won the team's 2001 Lifter of the Year award ... Despite weighing just 200 pounds, Montalbano power cleans an impressive 341

pounds and bench presses 390 ... A hard-nosed, tough player, who works extremely hard at improving his game ... Has the desire and attitude coaches look for in a player ... Accepted membership into the Golden Key International Honour Society in April of 2002 ... Has played in 21 career games.

**2001:** Played in all 11 games and was a starter on the kickoff team ... Totaled 14 tackles and 10 stops were solos ... Tallied a career-best three tackles against Louisiana-Monroe and came up with two each versus Troy State, Louisiana-Lafayette, and New Mexico State.

**2000:** Played in 10 games as a member of the kickoff team ... Finished the year with eight tackles ... Had three stops at Mississippi State and two against Maryland.


**1999:** Took a redshirt year, while working on the defensive scout team.

**High School:** As a senior he earned all-state, all-midstate and all-city at Father Ryan High School ... Was also all-state as a junior ... Was a three-year starter on offense and defense ... Lettered three years in football and two years in track ... Played football for coach Kurt Page.

**Personal:** Parents: Joe and Nan Montalbano ... Born: 12/26/80 ... Major: Finance.

### Statistics

Tackles	UA	A	Tot.	Sacks	TFL	FR	INT
2000	3	5	8	0-0	0-0	0	0
2001	10	4	14	0-0	0-0	0	0
<b>Total</b>	<b>13</b>	<b>9</b>	<b>22</b>	<b>0-0</b>	<b>0-0</b>	<b>0</b>	<b>0</b>



**Joe Moos**

C ♦ 6-2 ♦ 280 ♦ r-Jr.  
Murfreesboro, TN (Riverdale)

**65** 2002 Blue Raiders

**Noteworthy:** Is listed No. 2 on the depth chart at center behind Glen Elarbee ... After switching from offense to defense, Moos went back to offense during 2001 fall camp ... Works extremely hard in the weight room ... Benches 420 and power cleans 352 ... Continues to make great strides in the strength program under Robb Rogers ..... Undersized, but relies on good technique and strength ... A walk-on who was put on scholarship in 2002 ... Has played in 11 career games.

**2001:** Competed in three games during the season ... Played against Troy State, Arkansas State, and Connecticut and totaled five knockdowns ... Was in on a career-best 22 snaps and graded out a personal-high 91 percent against Arkansas State ... Also had two knockdowns in the win over the Indi-

ans ... Had 16 snaps in win over Troy State and 10 in final season game against Connecticut ... Troy State marked his first-ever game playing center for the Blue Raiders.

**2000:** Played in eight games during the season, but most of his action came on special teams ... Only had one tackle on the season and it came at Connecticut ... Was one of seven players recognized during Summer 2000 workouts as "Best Conditioned Athlete" after scoring a perfect 34 of 34 points ... Made the move from offensive line to defensive line in the spring of 2000.

**1999:** Took a redshirt year.

**High School:** Was named all-state, all-county, all-midstate, and all-region as a senior at Riverdale High School ... Was a Mr. Football candidate as a senior ... Played in the Kentucky-Tennessee All-Star game ... Also participated on the track and wrestling team ... Played football for coach Gary Rankin.

**Personal:** Parents: Joe Moos and Beverly Thomas ... Born: 3/1/81 ... Major: Liberal Arts.

### Statistics

Tackles	UA	A	Tot.	Sacks	TFL	FR	INT
2000	0	1	1	0-0	0-0	0	0



**Blake Morris**

LB ♦ 6-2 ♦ 214 ♦ So.  
Cleveland, TN (Bradley Central)

**26** 2002 Blue Raiders

**2001:** Played in all 11 games and earned one start (at Ole Miss) ... Finished the season with 20 total tackles, two tackles for loss, and a sack ... Had a season-best six tackles at Ole Miss to go along with a TFL and a pass deflection ... Registered three tackles in games against Louisiana-Lafayette, Idaho, and Arkansas State ... His one sack came in the final game against Connecticut.

**High School:** Two-time first team all-state ... A Mr. Football Lineman finalist in 2000 ... Regarded by many as the top defensive player in the state his senior year ... Recorded 72 tackles in leading Bradley Central to a 9-4 record and the 5A state quarterfinals ... Also played tailback where he rushed for 2,500 yards as a senior and broke the school's career rushing mark with 4,000 yards ... Selected to play in the Tennessee-Kentucky All-Star Game ... Chose MT over Auburn, Georgia Tech, Tennessee, Alabama, and Memphis.

**Personal:** Parents: Harold and Zandra Morris ... Born: 1/8/82 ... Major: Undecided ... Other: Is married and has a child.

### Statistics

Tackles	UA	A	Tot.	Sacks	TFL	FR	INT
2001	11	9	20	1-5	2-5	0-0	0-0



**Charlie Myles**

LB ♦ 6-0 ♦ 240 ♦ Jr.  
Pascagoula, MS (Gulf Coast CC)

**45** 2002 Blue Raiders

**Noteworthy:** Chose Middle Tennessee over North Texas ... Runs a 4.7 40 ... Charlie is the fourth family member to play college football (Jimmy Myles, Sr. (father) played DE at Jackson State; Jimmy Myles, Jr. (brother) and Reggie Myles (brother) played at Mississippi State and Alabama, respectively) ... Reggie was a defensive back for the Crimson Tide ... Inked with the Blue Raiders as a mid-term signee in December of 2001 and participated in spring practice.

**Gulf Coast JC:** Played defensive end as a freshman and middle linebacker as a sophomore for coach Steve Wright ... Missed three of the team's 10 games due to injuries ... His two-year totals were 97 tackles (54 solos), 3.5 sacks, 2 interceptions, 3 forced fumbles, 4 fumble recoveries, 2 pass break-ups, and one blocked kick ... His best statistical game was a 16-tackle, three-sack, and one interception effort his sophomore season.

**High School:** Played for Pascagoula High School where he was an All-State selection as a junior and senior for coach Joe Gaddis ... Named a Reebok All-American by Tom Lemming ... Voted All-District three years in a row ... Set the school single-season record with 18 sacks as a senior.

**Personal:** Parents: Jimmie, Sr. and Mae Ola Myles ... Born: 4/21/82 ... Major: Undecided.



**Rondell Newson**

WR ♦ 5-10 ♦ 148 ♦ r-Sr.  
Decatur, GA (Columbia)

**31** 2002 Blue Raiders

**Noteworthy:** A walk-on who joined the team in 1999 ... His brother is former Blue Raider star receiver Kendall Newson.

**2001:** Did not compete in any games, but was a member of the travel squad.

**2000:** Did not play in any games.

**High School:** Lettered in basketball, baseball, track and football at Columbia High School ... Was the basketball team's Best Defensive Player and Most Improved Player his senior year ... Was a N3ROTO Lieutenant in 1993 and a Commander in 1994.

**Personal:** Parents: Lewis and Lunell Newson ... Born: 8/17/76 ... Major: Concrete Management.



## Brandon Parker

OL ♦ 6-7 ♦ 314 ♦ Jr.  
Catoosa, OK (NE OK A&M)

**75** 2002  
Blue Raiders

**2001:** Played in nine games and was used mainly in short yardage and goal line situations ... Saw action in 68 total snaps for the year and collected five knockdowns ... Played a season-high 30 snaps against Troy State and recorded two knockdowns ... Had 22 snaps against Arkansas State and graded out at 75 percent ... His top grade of the season was 80 percent against Connecticut.

**NE OK A&M:** Started on the same offensive line at NE OK A&M with fellow signee Bill Brasch, who was also his roommate ... Helped lead NE OK A&M to a 9-3 mark in 2000 ... Played for coach Dale Patterson ... Chose MT over Oklahoma State, Tulsa, and Colorado.

**High School:** Played at Catoosa High School where his team went 5-5 his senior year ... Voted all-State as a senior and was tabbed the 5A Line-man of the Year ... Also earned all-Conference and all-District honors ... Played defensive end as well and led the team with 12 sacks his senior year ... Played football for coach Pat McGrew ... Lettered in wrestling and track ... Was the No. 1 ranked heavyweight his senior year ... Finished his career with a 135-6 record ... Was a two-time regular season champion in wrestling and a two-time state placer ... Was a four-time state qualifier as a discus thrower ... Broke the school record with a throw of 171.6 1/2 inches.

**Personal:** Parents: Mark and Libby Thompson ... Born: 10/27/80 ... Major: Physical Education.

## Staff Speaks at Convention

Andy McCollum and his staff were chosen by the AFCA to speak at its national convention last January. The six staffs that speak each year are selected based on the success of their program and where they stand in the national statistics. The Blue Raider staff spoke on special team's play, while McCollum focused on staff organization, fundamentals, and breaking down practice routines.



## Kevin Pascoe

OL ♦ 6-3 ♦ 288 ♦ r-Sr.  
Palmetto, FL (Palmetto)

**77** 2002  
Blue Raiders

**Noteworthy:** Has been one of the program's most improved players over the past two years ... Enters fall camp as the starter at right guard ... Excels in the class room ... Enrolled in graduate school in January of 2002 ... Has improved his speed and vertical leap ... His cousin, Dean Hammell, played for the Washington Redskins and Dallas Cowboys ... Has played in 30 career games and started 15.

**2001:** Competed in all 11 games and started the first 10 ... Earned the team's Most Physical lineman award following the Mississippi game and shared the 'Best Finisher' award with David Coy after the win over Vanderbilt ... Played 659 (59.9) total snaps and had 59.5 (5.4) knockdowns ... Graded out at 70 percent or better in six games ... Won the team's knockdown award following games against Troy State and Louisiana-Monroe ... Had a career-best 98 snaps at Vanderbilt to go along with nine knockdowns and a grading of 71 percent ... At Louisiana-Monroe, Pascoe registered a personal-high 12.5 knockdowns in 78 snaps ... Tallied 10 knockdowns in win over Troy State ... Graded out a season-best 73 percent in games against Mississippi and LSU.

**2000:** Saw action in nine games, including four as a starter at left guard ... Earned starts against Murray State, Louisiana Tech, Louisiana-Monroe, and UAB (team went 3-1 in those games) ... Averaged 33.3 snaps a game on the offensive line ... Saw 61 snaps against Louisiana Tech, while collecting 55 plays at Maryland and 51 against UAB ... Graded out at a personal-best 75 percent against Maryland and Louisiana-Lafayette ... Registered a total of 36 knockdowns on the season, including a career-high seven against Murray State ... Voted the team's "Best Finisher" following the Maryland game and was "Lineman of the Week" after the UAB contest.

**1999:** Played in 10 games and earned his only start against Arizona ... Also saw action on special teams ... Averaged 31.4 snaps a game during the eight contests he played offensive tackle ... Had a season-high 44 snaps at Mississippi State and 43 against Central Florida ... Graded out a personal best 74 percent against UT Martin and Louisiana Tech ... Also collected six knockdowns versus the Skyhawks.

**1998:** Took a redshirt year.

**High School:** Was a first team all-state and all-area selection as a senior ... Voted team's co-MVP his

senior year along with competing in the area all-star game ... Placed fourth in the state weightlifting tournament in 1998 ... Lettered in football, weightlifting, and track ... Played football for coach Bob Bowling.

**Personal:** Parents: Curt Pascoe and Kathy Grossia ... Born: 3/1/80 ... Major: Economics (currently enrolled in Masters of Business Administration).



## Aaron Pitts

DB ♦ 5-11 ♦ 176 ♦ Jr.  
Silver Creek, MS (Co-Lin JC)

**19** 2002  
Blue Raiders

**Noteworthy:** Inked with the Blue Raiders as a mid-term signee in December of 2001 ... Picked up a fumble in the spring scrimmage and returned it 25 yards for a touchdown ... Chose Middle Tennessee over New Mexico and TCU ... Runs a 4.5 40 ... His brother, Ernest Pitts, played one season of football at Marshall.

**Copiah-Lincoln JC:** Registered 12 interceptions in two years ... Led the Wolves to a 5-4 record as a sophomore by recording eight interceptions, six pass breakups, and 54 tackles ... As a freshman he had 84 tackles and four interceptions.

**High School:** Was all-state, all-region, all-district, and all-area for Lawrence County High School ... Collected seven interceptions and 72 total tackles as a senior ... Played in the Mississippi-Alabama All-Star Game ... Team went 10-2 his junior year and 14-0 his senior season ... Had a school-record 108-yard interception return for a touchdown in a game his senior year.

**Personal:** Parents: Ernest and Ardessie Pitts ... Born: 2/15/82 ... Major: Undecided.



## Reggie Polk

TE ♦ 6-2 ♦ 254 ♦ r-Sr.  
Douglasville, GA (Douglas Co.)

**81** 2002  
Blue Raiders

**Noteworthy:** Made the move from offensive line to tight end during spring 2000 ... Started his Blue Raider career along the defensive line ... First cousin, Brad Ware, played safety at Auburn.

**2001:** Played in two games against Troy State and Arkansas State ... Did not make a reception.

**2000:** Did not play in any games, but was on the travel squad.

**1999:** Did not play in any games.

**1998:** Took a redshirt season.

**High School:** As a senior he registered 41 solo tackles, 12 sacks, 26 quarterback hurries, one blocked field goal and three fumble recoveries ... Was captain of the team in 1997 ... Played for coach Phil Williams ... Also lettered in basketball and track.

**Personal:** Parents: Johnny and Charlene Polk ... Born: 8/21/80 ... Major: Concrete Management.



**Jonathan Proby**  
OL ♦ 6-3 ♦ 270 ♦ r-Sr.  
Madison, GA (Morgan Co.)

**74** 2002 Blue Raiders

**Noteworthy:** Will backup Brandon Westbrook at left tackle and will play on most goal line situations ... Was moved to offensive tackle in 2000 where he backed up all-star and current Tennessee Titan Barry Hall ... Has improved 40 time each of the past two years ... Has seen action in 30 career games and earned four starts during that span.

**2001:** Played in all 11 games, including four as a starter ... Was in on 331 snaps and recorded 23 knockdowns on the season ... Voted the team's 'Best Finisher' following the Idaho game, while garnering the 'Lineman of the Week' award after the win over Louisiana-Lafayette ... Earned the Blue Raiders' 'Most Physical' award after the Louisiana-Monroe contest ... Played a career-high 49 snaps in back-to-back games against Idaho and North Texas ... Graded out a personal best 80 percent for the Louisiana-Lafayette game ... Tallied a season-best four knockdowns against Idaho ... Graded out at 70 percent or better four times.

**2000:** Saw action in nine games at offensive right tackle ... Played a total of 48 snaps on the year, including a season-high 13 at Connecticut ... Had a career-high five knockdowns against Florida and eight for the season.

**1999:** Played in 10 of the 11 games ... Had 12 tackles, including 10 solos ... Also registered one tackle for loss and a quarterback hurry ... Collected three tackles at Arkansas and at home against UT Martin.

**1998:** Took a redshirt year.


**High School:** Voted best defensive lineman in the county as a senior ... Played for coach Kenny Moore ... Also lettered in wrestling and track ... Was the

state runner-up in the 215-pound weight class as a senior ... Still owns the school record for fastest pin (six seconds).

**Personal:** Parents: Kent Proby and Mary Gray ... Born: 12/13/79 ... Major: Wellness.

### Statistics

Tackles	UA	A	Tot.	Sacks	TFL	FR	INT
1999	10	2	12	0-0	1-2	0	0



**Muhammad Rashada**  
DB ♦ 5-11 ♦ 170 ♦ r-Jr.  
Augusta, GA (Richmond Acad.)

**5** 2002 Blue Raiders

**Noteworthy:** Came out of spring drills listed on top of the depth chart at right corner ... Sat out the 1999 season due to NCAA academic guidelines ... Brings great athleticism to the secondary ... Has good speed and quickness ... Was regarded as one of the fastest kids coming out of Augusta ... Runs a 4.4 40 ... Moves well and possesses good hands.

**2001:** Competed in all 11 games and earned two starts (at Ole Miss and at North Texas) ... Finished 12<sup>th</sup> on the team in tackles with a career-best 28 stops (23 solos) ... Registered a career-high seven tackles in back-to-back games against Ole Miss and North Texas ... Tallied six stops in a win over Idaho ... Had a total of three kickoff returns for 63 yards and a 21.0-yard average ... Put up a season-long return of 26 yards at Ole Miss.

**2000:** Played in all 11 games ... Collected 17 total tackles on the year, including a personal-best five at Connecticut ... Also had a 59-yard interception return against the Huskies ... Registered three tackles at Florida and two each against Maryland, UAB, and Louisiana-Lafayette ... Also had a tackle for loss and a pass deflection on the season ... Took over duties as one of the Blue Raiders' kickoff return men against Mississippi State and responded with five returns for 136 yards (equalled third-most ever in a single game by a Blue Raider) ... Longest return of the year was 36 yards against Mississippi State and South Florida ... Averaged 23.8 yards a return to lead the Blue Raiders and would have been tied for 25<sup>th</sup> nationally if he had enough attempts to qualify.

**High School:** Lettered four years in football, three years in basketball, and three years in baseball for Richmond Academy ... Named all-state, all-area and all-metro in football, while gaining all-metro honors in basketball ... Tallied 42 receptions for 920 yards as a senior, while also registering 10 interceptions to lead the area ... Played football for coach Jim Turner.

**Personal:** Parents: Joseph and Deborah Rashada ... Born: 10/4/80 ... Major: Liberal Arts.

### Statistics

Tackles	UA	A	Tot.	Sacks	TFL	FR	INT
2000	10	7	17	0-0	1-2	0	1-59
2001	23	5	28	0-0	0-0	0	0-0
<b>Total</b>	<b>33</b>	<b>12</b>	<b>45</b>	<b>0-0</b>	<b>1-2</b>	<b>0</b>	<b>1-59</b>

Kickoff Ret.	Att.	Yds.	Avg.	LG	TD
2000	12	286	23.8	36	0
2001	3	63	21.0	26	0
<b>Total</b>	<b>15</b>	<b>349</b>	<b>23.3</b>	<b>36</b>	<b>0</b>



**David Richmond**  
FS ♦ 5-10 ♦ 190 ♦ r-So.  
Memphis, TN (Melrose)

**46** 2002 Blue Raiders

**Noteworthy:** Walked on to the Blue Raider football team during the fall of 2000 ... Richmond is the cousin of Memphis Grizzlies forward Lorenzen Wright, who was also a star at the University of Memphis.

**2001:** Did not compete in any games.

**2000:** Took a redshirt year.

**High School:** An honorable mention all-state selection at Melrose High School ... Was also all-Memphis and Most Improved Defensive Back in 3A ... Registered seven career interceptions and 41 deflections.

**Personal:** Parents: R.V. and Irene Patterson ... Born: 11/10/81 ... Major: Physical Education/Teaching.



**Blake Rolan**  
QB ♦ 6-6 ♦ 212 ♦ r-So.  
Rome, GA (Darlington School)

**15** 2002 Blue Raiders

**Noteworthy:** A walk-on to the Blue Raider program in fall of 2000 ... Possesses a strong and accurate arm ... Coaches love his attitude and ability.

**2001:** Did not play in any games ... Worked as a defensive back during the season, but hopes to play quarterback.

**High School:** Played for coach Jerry Sharp at Darlington School ... A four-year letterman in football where he was a two-time all-area, a second

team all-state Class A performer, and the MVP his senior year ... Passed for 1,800 yards his senior year, including a school-record 370-yard game ... Darlington went 15-0 and won the state championship his junior season ... A two-time N.W. Georgia Player of the Year in basketball ... Also tabbed the Atlanta Tip-Off Club Player of the Year as a senior ... Set a school mark by blocking eight shots in one game.

**Personal:** Parents: Earl and Mary Rolan ... Born: 4/1/81 ... Major: Public Relations.



## Gary Sanders

OL ♦ 6-4 ♦ 308 ♦ r-Jr.  
Hendersonville, TN  
(Hendersonville)

**50** 2002  
Blue Raiders

**Noteworthy:** Worked as a tackle early in his career, but is now competing for time at center ... Works hard and continues to improve in all areas of the game ... Has excellent size, along with good balance and movement ... Loaded with ability ... A very intelligent player with excellent feet ... Wears a size 18 shoe.

**2001:** Did not participate in a game ... Traveled to every road contest.

**2000:** Did not play in a game, but was a member of the traveling squad.

**1999:** Took a redshirt year.

**High School:** Voted first team all-state at center for Hendersonville, which went 12-3 in 1998 and played in the state championship game ... Selected to play in the Tennessee-Kentucky All-Star game ... Voted all-midstate in 1998 ... Also earned all-region and all-district honors ... Was voted 5A all-state by the *Tennessee Sports Writers* ... Voted by team members as most valuable lineman ... A two-year starter on both the offensive line and the defensive line ... Was eighth on the team in tackles his senior year with 46 ... Was also on the wrestling team ... Played football for coach Bruce Hatfield.

**Personal:** Parents: Richard and Delise Sanders ... Born: 5/8/81 ... Major: Business Education.

## High Octane

In 33 games as a I-A member, the Blue Raider offense has put up some impressive numbers against some of the nation's top competition. During that span, MT has averaged 31.2 points and registered 424.2 yards a game, which breaks down to 243.1 passing and 181.1 rushing. The Blue Raiders have also topped the 50-point mark eight times in those 33 contests.



## Samuel Smith

DE ♦ 6-4 ♦ 252 ♦ Sr.  
Moss Point, MS (Gulf Coast CC)

**90** 2002  
Blue Raiders

**Noteworthy:** Came out of spring practice listed as the starter at left end ... Has good size for an end ... Enjoyed a solid spring and will be a big key along the defensive line in 2002.

**2001:** Played in all 11 games and earned one start (Vanderbilt) ... Averaged 15.2 snaps per game and saw action in a season-high 26 snaps in wins over Vanderbilt and Idaho ... Had 12 tackles on the year, including one for minus yards (vs Louisiana-Lafayette) ... Enjoyed a personal-best three tackles at Ole Miss ... Recorded two stops in games against Louisiana-Lafayette, Idaho, and Arkansas State.

**Gulf Coast CC:** Was a converted tight end as a freshman before playing his first season on defense in 2000 ... Earned second team all-state honors with 56 total tackles, 16 for loss of yards, and 8.5 sacks ... Ranked fourth in Mississippi JUCO in sacks ... Tabbed one of the top 100 JUCO players in the nation by various recruiting publications ... Earned all-star honorable mention honors ... Has 4.7 speed ... His twin brother Samson signed with Jackson State in 2001 to play football.

**High School:** Played tight end in high school for coach Jerry Alexander at Moss Point ... Team's record during his career was 38-3, including state championships in 1996 and 1997 ... Moss Point was ranked 14th nationally in 1996 ... An all-region pick as a junior and senior.

**Personal:** Parents: Sterling and Lisa Miller ... Born: 8/21/79 ... Major: Liberal Arts.

## Statistics

Tackles	UA	A	Tot.	Sacks	TFL	FR	INT
2001	10	2	12	0-0	1-1	0-0	0-0



## Tony Sutton

DB ♦ 5-11 ♦ 194 ♦ Jr.  
Troup, TX (Tyler JC)

**3** 2002  
Blue Raiders

**Noteworthy:** Chose Middle Tennessee over Louisiana Tech, UL-Lafayette, Houston, and North Texas ... Runs a 4.4 40 ... Inked with the Blue Raiders as a mid-term signee in December of 2001 ... Coaches

feel he will make a major impact in the secondary this season ... Brings speed, athleticism, and toughness to a much improved defensive backfield.

**Tyler JC:** As a sophomore he registered 46 tackles and five pass breakups ... A two-year starter at strong safety for Tyler ... Team had a combined 17-6 record in his two years (8-4 in 2001) ... Tyler won the conference title in 2000 and played in the Red River Bowl ... Tallied four interceptions as a freshman.

**High School:** Three-sport letterman in football, basketball, and track for Troup High School ... First team All-District as a receiver and defensive back ... Team captain as a junior and senior ... Registered 145 tackles as a senior ... Qualified for the regionals in the 100-meter dash.

**Personal:** Parent: Doreen Freaney ... Born: 2/11/81 ... Major: Undecided.



## Brett Trott

OL ♦ 6-4 ♦ 290 ♦ r-Fr.  
Murfreesboro, TN (Oakland)

**69** 2002  
Blue Raiders

**2001:** Was redshirted by the coaching staff.

**High School:** A 5A Mr. Football finalist ... Named 5A all-state by the Associated Press and the Tennessee Sports Writers Association as a junior and senior ... Also tabbed all-Midstate, all-Midstate Dream Team, all-Region 4-5A, Who's Who All-Star, best offensive lineman and the *Daily News Journal* Offensive Lineman of the Year in 2000 ... Selected to play in the annual Tennessee-Kentucky All-Star Game ... Had 35 pancake blocks and graded out at 90 percent for the year as a senior ... Helped lead Oakland to three straight playoff appearances, including a state championship in 1998 ... Originally committed to Michigan during the summer of 2000, but changed his mind for the hometown Blue Raiders ... Chose MT over Mississippi State.

**Personal:** Parents: Mark and Kim Trott ... Born: 12/31/82 ... Major: Undecided.



## Jerry Vanderpool

DT ♦ 6-3 ♦ 276 ♦ r-So.  
Nashville, TN (Brentwood Acad.)

**97** 2002  
Blue Raiders

**Noteworthy:** Played inside at tackle in 2001 and will be back in the middle in 2002 after a brief look

at end during the spring ... Is listed as the starter following spring practice ... Possesses exceptional quickness for a big man ... Rated one of the top recruits in the Midstate coming out of high school ... Runs a 4.9 40 ... Chose Middle Tennessee over Mississippi and Marshall.

**2001:** Played in 10 games and earned one start (at North Texas) ... Finished the year with 12 tackles, including two for loss of yards ... Had a season-best four tackles against Connecticut, including one for minus yards ... Tallied three tackles at North Texas ... Registered one TFL at Ole Miss.

**2000:** Took a redshirt year, but gained valuable experience by being a member of the scout team.

**High School:** Was a Mr. Football Lineman of the Year finalist in 1999 ... Named all-state, all-midstate and earned NashvilleSports Elite 11 recognition as a senior.

**Personal:** Parent: the late Norma Vanderpool ... Born: 9/22/82 ... Major: Concrete Industry Management.

### Statistics

Tackles	UA	A	Tot.	Sacks	TFL	FR	INT
2001	9	3	12	0-0	2-2	0-0	0-0



### Demetrios Walker

DE ♦ 6-3 ♦ 243 ♦ Jr.  
Kansas City, MO (Ft. Scott CC)

**98** 2002 Blue Raiders

**2001:** Competed in all 11 games, but saw most of his action on special teams ... Had a total of nine tackles for the year, including one sack ... Played a season-high 16 snaps against Idaho and recorded nine at Vanderbilt ... Collected a season-best two tackles against Troy State and Idaho ... His one sack came at Louisiana-Lafayette.

**Ft. Scott:** A fierce pass rusher who led Ft. Scott with 10 sacks in 2000 ... Also had 42 total tackles ... Played just one season at Ft. Scott ... Played for coach Kevin Gundy ... Runs a 4.5 40 ... Chose MT over Tulsa, Arkansas State, Louisiana-Monroe, North Texas, and New Mexico State.

**High School:** Was an all-state selection his senior year at Hickman Hills High School ... Also earned all-conference, all-district and all-metro honors ... Played just one year in high school ... Lettered in wrestling and track ... Was honorable mention all-Conference in wrestling.

**Personal:** Parent: Polly Harrington ... Born: 4/21/81 ... Major: Liberal Arts.

### Statistics

Tackles	UA	A	Tot.	Sacks	TFL	FR	INT
2001	7	2	9	1-1	2-3	0-0	0-0



### Brandon Westbrook

OL ♦ 6-6 ♦ 296 ♦ r-Jr.  
Cumming, GA (Forsyth Central)

**59** 2002 Blue Raiders

**Noteworthy:** Arguably the top offensive lineman in the Sun Belt Conference ... A strong candidate for first team All-SBC honors again in 2002 ... Could go down as the top offensive lineman in school history if he continues to progress the way he has the past two years ... Possesses natural ability, along with good range and size ... Retains assignments well ... His brother, Bryson, was a member of the 1998 undefeated Tulane Green Wave football team ... Has played and started in 21 games over his career ... Owns 150.5 career knockdowns and has put together five double-figure knockdown games.

**2001:** A first team All-Sun Belt Conference award winner ... Started all 11 games (8 at left tackle, 2 at right tackle, 1 at left guard) ... Played a career-best 684 (62.2 per game) snaps and collected 65.5 knockdowns ... Graded out at 80 percent or better four times and 70 percent or better nine times ... Voted the 'Lineman of the Week' five times, team's 'Best Finisher' twice, and earned the team's 'Most Physical' award four times ... In the opening win over Vanderbilt he played 73 snaps, graded out at 73 percent, and tallied 14.5 knockdowns ... Graded out a season-best 83 percent against LSU ... In 78 plays at Louisiana-Monroe, Westbrook had 11 knockdowns and graded out at 75 percent ... Registered grades of 81 percent against Connecticut and 80 percent versus North Texas and Mississippi.

**2000:** Played in 10 games and started all 10 ... Suffered a broken right leg in the first quarter against South Florida and missed the season-finale against Louisiana-Lafayette ... Was in on 583 plays (58.3 per game) ... Totaled 85 knockdowns on the season, which was second on the team to Barry Hall's 91 ... Voted the team's 'Lineman of the Week' twice, was the Blue Raiders' 'Most Physical' three times and was the 'Best Finisher' on two occasions ... Against Mississippi State, Westbrook played a personal-best 75 snaps and recorded nine knockdowns and a grade of 75 percent ... Collected a season-high 15 knockdowns against Florida ... Graded out at 77 percent against Maryland ... Before he got hurt against the Bulls, Westbrook graded out at 84 percent and had four knockdowns in just 15 plays ... Had double-digit knockdowns three times to equal the team-high with Gil Matias ... Preseason first team all-Sun Belt by *CollegeFootballNews.com* ... 2000 First Team Freshman All-American by *CollegeFootballNews.com* ... Missed the final game

of 2000 with a broken leg.

**1999:** Took a redshirt year.

**High School:** Played for coach Bob Hearndon at Forsyth Central ... Was listed as a 9.25 out of 10 by recruiting analyst Jeff Whitaker ... Selected to play in the Florida-Georgia All-Star Game ... Second team all-state as a junior ... Selected all-area two years in a row ... Helped lead Forsyth Central to an 8-3 record in 1998 and a 10-2 mark in 1997 ... Team made state playoffs three years in a row ... Played both offensive and defensive line.

**Personal:** Parents: Candy Westbrook-Stout and Perry Westbrook ... Born: 12/17/80 ... Major: Management.



### Paul Wheeler

PK ♦ 6-1 ♦ 225 ♦ r-Fr.  
Tullahoma, TN (Tullahoma)

**49** 2002 Blue Raiders

**Noteworthy:** Possesses a very strong leg and could become Middle Tennessee's kickoff man, while doubling as the team's long field goal kicker ... In the spring scrimmage he connected on all seven of his field goal attempts, including a 53-yarder.

**2001:** Took a redshirt year.

**High School:** Lettered three years for coach John Olive at Tullahoma High School ... Voted first team all-state, first team all-midstate and the Region 5 4A specialty MVP as a senior ... Connected on 11-of-14 field goals and 28-of-29 PATs as a senior, including a 57-yard field goal ... As a junior he earned first team all-midstate honors, while also garnering honorable mention all-state recognition ... Made 8-of-10 field goals and hit 32-of-34 extra point attempts as a junior.

**Personal:** Parents: Brian and Debbie Wheeler ... Born: 5/21/83 ... Major: Undecided.



### Fletcher Williams

LB ♦ 6-0 ♦ 221 ♦ r-Fr.  
Chattanooga, TN (Red Bank)

**44** 2002 Blue Raiders

**Noteworthy:** Has really turned some heads since his arrival on campus last year ... Coaches feel he will be a big contributor to the program ... Possesses all the tools to be an outstanding linebacker for the

Blue Raiders ... Enjoyed a solid spring and enters fall camp No. 3 at the rightside linebacker position.

**2001:** Took a redshirt year.

**High School:** Led Red Bank to a 15-0 record and a state championship in 2000 ... Won the title game on Middle Tennessee's Floyd Stadium ... Was voted all-state by the *Associated Press* and the TSWA ... Led the Lions with 145 total tackles ... Picked as an alternate for the Tennessee-Kentucky All-Star Game ... Runs a 4.7 40 ... Was also recruited by LSU, Auburn, and Tennessee.

**Personal:** Guardian: Mr. Lynn Byrd ... Born: 12/8/81 ... Major: Undecided.



**Josh Willoughby**  
OL ♦ 6-4 ♦ 339 ♦ r-Jr.  
Antioch, TN (Brentwood Acad.)

**55** 2002 Blue Raiders

**Noteworthy:** Has really matured over the past year and the coaching staff expects a big year out of him in 2002 ... A member of the 'Short Yardage Big Boys' ... Struggled with injuries early in his career, which slowed his progress ... Possesses good size and ability ... A punishing blocker who should push for a starting role ... Is listed No. 2 at right guard entering fall camp ... Saved a man's life from choking on Jan. 29, 2002, at a local Murfreesboro restaurant when he successfully used the Heimlich maneuver (man asked how to repay him for saving his life and Willoughby replied "buy season tickets").


**2001:** Played in 10 games and earned a start in the season finale against Connecticut ... Was in on 142 total snaps and had 10 total knockdowns ... 116 of his 142 snaps for the year came in the final four games of the year for an average of 29.0 snaps per game ... Played a career-best 45 snaps and tallied a personal-high 4.5 knockdowns in win over Arkansas State ... Collected 3.5 knockdowns in 40 snaps against Connecticut ... Graded out a personal-best 77 percent in win over New Mexico State (30 snaps).

**2000:** Did not play in any games.

**1999:** Had to take a redshirt year after suffering a knee injury during fall camp.

**High School:** Voted first team all-state by the *Associated Press* ... Was selected first team all-state by the Tennessee Sports Writers Association ... Played both offensive and defensive line.

**Personal:** Parents: Ed and Marie Willoughby ... Born: 10/9/80 ... Major: Business Education.



**Michael Woods**  
FS ♦ 6-1 ♦ 200 ♦ Jr.  
Valdosta, GA (Lowndes Co.)

**2** 2002 Blue Raiders

**Noteworthy:** Started his career at defensive back as a freshman, then moved to linebacker in 2001 before ending the year as the team's free safety ... A playmaker who rates as one of the league's top defensive players ... Is one of the fastest players on the field ... Is the cousin of Tennessee Titans linebacker Randall Godfrey ... Chose MT over Clemson, Auburn, and Mississippi.

**2001:** A second team All-Sun Belt Conference performer ... A strong candidate to earn first team All-SBC honors in 2002 ... Started all 11 games (five at outside linebacker, six at free safety) ... Led the team in tackles with a career-best 80 stops to go along with four tackles for loss, two interceptions, four pass breakups, and a fumble recovery ... Voted the team's Defensive MVP following games against Vanderbilt, Idaho and New Mexico State (shared with Randy Arnold) ... Registered three double figure tackle games, including a career-high 14 against New Mexico State ... Recorded 12 stops at Ole Miss and 10 in win over Idaho (career best eight solos) ... Also collected an interception against the Vandals ... Had a 38-yard interception return on the road against North Texas, which was his first game playing free safety ... Also had nine tackles against SEC foes Vanderbilt and LSU ... Averaged 62.1 snaps per game and was in on a career-best 95 plays against Idaho.

**2000:** Played in all 11 games with most of his action coming on special teams ... Collected 13 total tackles and one blocked kick (punt vs Louisiana Tech) ... Had a personal-best four tackles at Mississippi State and three each versus Connecticut, South Florida, and Louisiana-Lafayette ... Against Louisiana Tech, Woods blocked a Bulldog punt two minutes into the game and returned it five yards for a touchdown ... It was the first blocked punt of Andy McCollum's head coaching career.

**High School:** Led Lowndes Co. to the Georgia Class 4A State Championship in 1999 ... Was named Class 4A all-state, all-region I-AAAA and all-area at Lowndes in 1999 ... Played outside linebacker and defensive back ... Excelled on special teams where he returned kickoffs and punts, but made a name for himself by blocking punts and field goals ... Blocked a total of five kicks in 1999 ... His biggest block came in the state semifinals against Northside Warner-Robbins when he knocked down a field goal try and returned it 80 yards for a touchdown ... Rated one of the fastest players in Georgia by a scouting combine ... Played for coach Milt Miller ... Also excelled in the 100 meters and an-

chored the 4X100 relay team for Lowndes' track program.

**Personal:** Parents: Edward and Loretha Woods ... Born: 4/3/82 ... Major: Physical Education.

## Statistics

Tackles	UA	A	Tot.	Sacks	TFL	FR	INT
2000	9	4	13	0-0	0-0	0-0	0-0
2001	44	36	80	0-0	4-7	1-0	2-38
<b>Total</b>	<b>53</b>	<b>40</b>	<b>93</b>	<b>0-0</b>	<b>4-7</b>	<b>1-0</b>	<b>2-38</b>



**Kerry Wright**  
WR ♦ 5-9 ♦ 177 ♦ r-So.  
East Point, GA (Tri-Cities)

**1** 2002 Blue Raiders

**Noteworthy:** Is the starter at the "Z" receiver position entering fall camp ... An offensive weapon who is dangerous in the open field ... Runs smooth routes and knows the offensive system ... Gives the Blue Raiders a deep threat ... In the 20-yard shuttle run, an event that showcases speed and agility, Wright recorded a 3.92 which would have rated third-best at the 2001 NFL combines ... Has a vertical leap of 37 inches and has improved his 10-yard dash time from 1.7 to 1.66 ... Chose MT over Maryland, Clemson, and Marshall.

**2001:** Played in all 11 games and earned three starts ... Had seven catches on the season for 144 yards and a touchdown ... His 20.6-yard average per catch was second best on the team ... Led the Blue Raiders in kickoff returns with 16 for 398 yards (24.9 yard average) ... Also had four punt returns for eight yards ... Hauled in a career-best two receptions for 68 yards, including a 58-yard touchdown strike against Idaho ... Registered single catches against Troy State, Ole Miss, New Mexico State, Arkansas State, and LSU ... Had three kickoff returns for 110 yards and a touchdown in the win over Connecticut ... His touchdown return covered 86 yards and marked the longest by a Blue Raider since 1998.

**2000:** Sat out the season due to NCAA academic requirements ... Practiced the first two weeks of fall camp and had moved all the way up to the top of the depth chart at the "Z" position before having his appeal revoked.

**High School:** Rated a four-star receiver (out of five) and the No. 21 ranked wideout in the nation by Rivals100.com ... Hauled in 58 catches for 1,341 yards and 14 touchdowns as a senior at Tri-Cities ... Voted to Class AAAA all-state team and the All-South Fulton team ... Rated a Super Southern 100 receiver ... Was rated among the top five pass catchers in Georgia by the *Atlanta Journal Constitution* ... Selected to play in the prestigious Georgia-Florida All-Star Game.

**Personal:** Guardian: Pam White ... Born: 7/30/81  
... Major: Physical Education.

## Statistics

Receiving	Rec.	Yds.	Avg.	LG	TD
2001	7	144	20.6	58	1
Kickoff Ret.	Att.	Yds.	Avg.	LG	TD
2001	16	398	24.9	86	1
Punt Ret.	Att.	Yds.	Avg.	LG	TD
2001	4	8	2.0	8	0



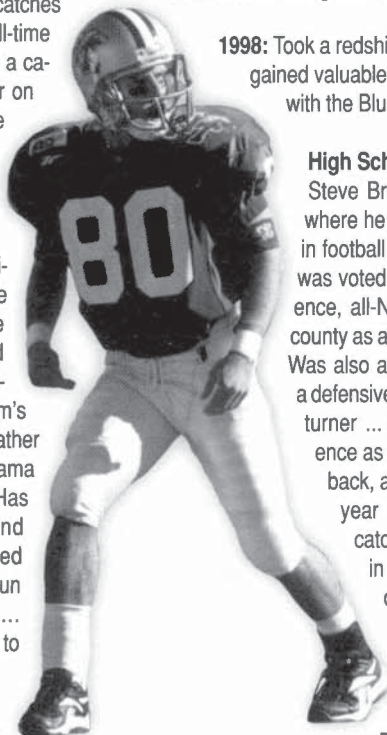
## David Youell

WR ♦ 5-11 ♦ 184 ♦ r-Sr.  
Sevierville, TN (Sevier Co.)

**80** 2002 Blue Raiders

**Noteworthy:** A candidate for all-conference honors in 2002 ... Has caught at least one pass in 22 straight games ... Needs 10 catches in 2002 to jump into the top 10 in all-time receptions at MT ... Is coming off a career year ... The unsung receiver on the team, but the one who gets the most out of what he has ... One of the toughest players on the team ... An intelligent player, who never takes a play off ... Has the ability to run all four receiver positions, including running back in the passing game ... A student of the game ... Makes up for lack of speed with precise route running and excellent hands ... Is also the team's holder on field goals ... David's father was a baseball pitcher for Alabama during his collegiate career ... Has played in 32 career games and earned 12 starts ... Represented Middle Tennessee at the 2002 Sun Belt Conference SAAC Meetings ... Missed the spring scrimmage due to a broken hand.

**2001:** Played in all 11 games, including five as a starter ... Was tied for second on the team in receiving with a career-best 37 catches for 358 yards and a touchdown ... Voted the team's Offensive MVP following the Louisiana-Monroe game and later shared the award again with Kendall Newson and Wes Counts after the New Mexico State win ... Had his first 100-yard receiving game when he hauled in a personal-best 10 passes for 104 yards against New Mexico State ... Collected seven catches for 83 yards against Louisiana-Monroe ... Reached the endzone for the first time in his career when he grabbed a 34-yard strike from Wes Counts against Louisiana-Lafayette ... Registered four catches in games against Vanderbilt and North Texas.



**2000:** Saw action in all 11 games and started six of those contests ... Enjoyed a career year with season highs in receptions (30) and receiving yards (252) ... Had a personal-best six catches for 33 yards at Maryland and added three receptions each versus Illinois and Florida ... His top receiving yardage game was at Mississippi State where he registered 44 yards on three receptions ... Pulled in a career-long 36-yard catch against the Bulldogs ... Snared at least one reception in all 11 games ... Recorded a team-high or tied for the team lead in knockdowns in three straight games (UAB, Mississippi State, Connecticut) ... Had a career-high 10 knockdowns against Connecticut, nine at Mississippi State, and seven versus UAB ... Was voted the team's skill player MVP following the Florida game.

**1999:** Played in all 11 games, including one as a starter (UCF) ... Finished the year with four catches for 38 yards ... Hauled in a career best three receptions for 27 yards at Arkansas ... Also had one catch against UCF.

**1998:** Took a redshirt year in 1998, but gained valuable experience working with the Blue Raider scout team.

**High School:** Played for coach Steve Brewer at Sevier County where he lettered for three years in football ... As a senior, Youell was voted all-state, all-conference, all-Northeast, and all-county as a wide receiver ... Was also all-conference as a defensive back and punt returner ... Was voted all-conference as a wide receiver, defensive back, and punt returner his junior year ... Averaged 25.9 yards a catch as a senior and hauled in a school-record 18 touchdowns ... Was a Who's Who member as a sophomore, junior and senior.

**Personal:** Parents: David and Joan Youell ...

Born: 2/1/80 ... Major: Business Administration.

## Statistics

Receiving	Rec.	Yds.	Avg.	LG	TD
1999	4	38	9.5	17	0
2000	30	252	8.4	36	0
2001	37	358	9.7	34	1
<b>Total</b>	<b>71</b>	<b>648</b>	<b>9.1</b>	<b>36</b>	<b>1</b>



## Kai Ziegler

DT ♦ 6-3 ♦ 278 ♦ Sr.  
Copperas Cove, TX (Kilgore JC)

**99** 2002 Blue Raiders

**2001:** Played in 10 games and earned one start (vs Idaho) ... Ended the season with six tackles, a sack, one pass breakup and a forced fumble ... Recorded a season-best three stops at North Texas ... Collected two tackles, a sack and a forced fumble against Louisiana-Lafayette ... Played a personal-best 22 snaps at Louisiana-Lafayette.


**Kilgore JC:** A pre-season all-American his sophomore year ... Recorded 36 tackles and five sacks in 2000 as team went 6-4 ... A two-year starter ... Runs a 5.1 40 ... Chose MT over Memphis, Iowa State, ULL, and New Mexico.

**High School:** Played for coach Jack Welsh at Copperas Cove High School ... Voted Super Centex all-area and all-district.

**Personal:** Parents: Andre and Teresa Zeigler ... Born: 1/15/81 ... Major: Criminal Justice ... Other: LeJuandro is actual first name.

## Statistics

Tackles	UA	A	Tot.	Sacks	TFL	FR	INT
2001	5	1	6	1-5	1-5	0-0	0-0



# Other Varsity Players

**ALAN ARMSTRONG** (5-5, 173, r-Fr., Knoxville, TN)  
**Noteworthy:** Walked on to the program in the fall of 2001 ... Works with the defensive backs ... **2001:** Did not play in any games ... **High School:** Was a three-year letterman for Central High School where he played for Joel Helton ... Also lettered two years in baseball ... **Personal:** Parents: Tony Armstrong and Pamela Slaughter ... Born: 11/22/82 ... Major: Undecided.

**JUSTIN BUCKNER** (6-0, 170, r-So., Chickamauga, GA)  
**Noteworthy:** Walked on to the Blue Raider football program in the fall of 2000 ... Is working with the quarterbacks ... **2001:** Did not compete in any games ... **2000:** Took a redshirt year ... **High School:** A three-year letterman in football and baseball and a two-year letterwinner in basketball at Gordon Lee High School ... Was the team's quarterback ... **Personal:** Parents: Garry and Marilyn Buckner ... Born: 9/25/81 ... Major: Concrete Industry Management.

**NICK CARTER** (6-3, 200, r-Fr., Memphis, TN)  
**Noteworthy:** Joined the Blue Raiders in the fall of 2001 ... **2001:** Did not play in any games ... **High School:** Lettered for two years in football at Christian Brothers under Kevin Locastro ... **Personal:** Parents: David and Kathy Carter ... Born: 12/22/82 ... Major: Undecided.

**MICHAEL CHAMBERS** (6-1, 274, r-Fr., Clarksville, TN)  
**Noteworthy:** Joined program in fall of 2001 ... Is working with the defensive ends ... Nickname is "Joey" ... **2001:** Did not play in any games ... **High School:** Lettered in football and baseball at Clarksville Academy ... Voted the team's defensive MVP as a senior, while also earning all-area and all-region honors ... Was also all-area and all-region as a junior ... Played for coach Ray Busey ... **Personal:** Parent: Jasmin Chambers ... Born: 7/7/83 ... Major: Undecided.

**BRANDON CURRY** (5-7, 170, Fr., Nashville, TN)  
**Noteworthy:** Joined the program as a walk-on in January of 2002 ... Is working with the defensive backs ... Nickname is "BC" ... **High School:** Lettered in football, wrestling, and track at Hunters Lane ... Was an all-region selection, while also winning the National Football Foundation Scholar Athlete award ... Returned an interception 55 yards for a touchdown his senior year ... **Personal:** Parents: Victor and Tonya Curry ... Born: 10/19/82 ... Major: Undecided.

**GARY DAILEY** (5-11, 288, r-Fr., Nashville, TN)  
**Noteworthy:** Joined the team as a walk-on in the fall of 2001 ... Nickname is "Big Dailey" ... **2001:** Took a redshirt year ... **High School:** Attended M.L. King Magnet School, but played for Hillsboro High School ... Was a member of the 13-1 Hillsboro team that was ranked No. 1 and made semifinals of state championship ... Lettered in football and wrestling ... **Personal:** Parents: Garry and Veronica Dailey ... Born: 5/7/85 ... Major: Undecided

**STEVE FINNERN** (6-3, 226, r-Fr., Burke, VA)  
**Noteworthy:** Joined the program in the fall of 2001 ... Works with the punters ... **2001:** Did not play in any games ... **High School:** Lettered in football, lacrosse, and track at Lake Braddock ... Was first team all-district as a punter his senior year, while earning second team all-region honors ... Played for Marty Riddle ... **Personal:** Parents: Michael and Lois Finnern ... Born: 11/19/82 ... Major: Undecided.

**COREY GEANES** (5-11, 174, r-So., Bolivar, TN)  
**Noteworthy:** Joined the program in the fall of 2000 ... Works with the receivers ... **2001:** Did not play in any games ... **2000:** Did not play in any games ... **High School:** Lettered in football at Bolivar Central ... Was second team all-region and earned the team's Most Improved Player award as a senior ... Played for David Duncan ... **Personal:** Parents: the late Cleveland Popular and Callie Spencer ... Born: 11/19/82 ... Major: Undecided.

**REGGIE GOOGLE** (5-8, 190, r-Fr., Nashville, TN)  
**Noteworthy:** Joined the program in January of 2001 ... Is actually from Kalamazoo, MI, but moved to Nashville in the late '90s ... Nickname is "Googs" ... **High School:** Lettered in football, track, and swimming at McGavock ... **Personal:**

Parents: Reggie and Gwen Google ... Born: 8/9/82 ... Major: Undecided.

**BEN HOWZE** (5-11, 198, r-Fr., Johnson City, TN)  
**Noteworthy:** Has served four years of active service in the U.S. Marine Corps ... Enlisted right out of high school and was in an anti-terrorism unit for three years (has served time in the Middle East, Japan, Iceland and Puerto Rico) ... **2001:** Did not play in any games ... Took a redshirt year ... Voted the Scout Team Player of the Week on one occasion ... **High School:** Earned six letters in track at North Stafford High School in Stafford, VA ... Did not play football ... **Personal:** Parents: Charles and Amelda Howze ... Born: 2/4/78 ... Major: Exercise Science.

**JESSE JOHNSON** (5-11, 223, r-Fr., Mt. Juliet, TN)  
**Noteworthy:** Came to Middle Tennessee in 2001 ... Is working with the fullbacks ... **2001:** Did not play in any games ... **High School:** Lettered four years in football and three years in basketball at Friendship Christian Academy ... Led the team in rushing for four straight years and earned all-state honors as a senior ... Was a three-time all-region pick ... In four years, he had over 4,500 yards rushing, 44 touchdowns, and more than 300 tackles on defense ... **Personal:** Parents: Phil and Lori Johnson ... Born: 9/5/79 ... Major: Undecided.

**CHRIS JONES** (6-0, 175, r-Fr., Mt. Juliet, TN)  
**Noteworthy:** Joined the program in the fall of 2001 ... Works with the receivers ... Transferred from Bethel College ... **2001:** Did not play in any games ... **High School:** Lettered four years in football, three years in track, two years in basketball, and one year in baseball for Mt. Juliet ... Was ranked among the top five receivers in Tennessee his junior year ... Was listed as a Southeast Region Standout his junior year by *Gridiron Greats Magazine* ... **Personal:** Parents: Gwen and Darlene Jones ... Born: 2/1/82 ... Major: Undecided ... Other: His father earned a baseball scholarship to Cumberland University.

**JAMES MARSHALL** (5-8, 185, r-Jr., Nashville, TN)  
**Noteworthy:** A walk-on who joined the team in the fall of 2000 ... Is working in the secondary ... Transferred from Tennessee State where he attended from August 1999 to May 2000 ... **2001:** Did not play in any games ... **2000:** Took a redshirt year ... **High School:** Wrestled and ran track at McGavock High School ... Placed third at the Freshman Grand Championship in his weight class in 1995 ... Placed fourth in the 1997 Region 3AAA finals in the 3200 relay ... **Personal:** Parent: Geraldine Marshall ... Born: 7/24/79 ... Major: Physical Education.

**CHARLIE SMITH** (6-0, 184, r-Fr., Nashville, TN)  
**Noteworthy:** Joined the team in 2001 ... **2001:** Did not play in any games ... **High School:** Lettered in football and track at Antioch High School ... Was all-region as a junior and a co-captain his senior year ... **Personal:** Parents: Charlie and Ruby Smith ... Born: 7/15/80 ... Major: Athletic Training.

**JEREMY REGAN** (5-11, 253, r-Fr., Louisville, KY)  
**Noteworthy:** Came to Middle Tennessee in fall of 2001 ... Is working along the defensive line ... Attended Hickory High School in Chesapeake, VA, as a freshman, sophomore and junior ... **2001:** Did not play in any games ... **High School:** Played his senior year at Brentwood High School in Brentwood, TN ... Lettered three years in football and one year in track during his high school days ... Also played rugby but did not letter ... **Personal:** Parents: George and Tammy Regan ... Born: 9/7/83 ... Major: Undecided.

**CHAD RICHARDS** (6-0, 232, r-Fr., Knoxville, TN)  
**Noteworthy:** Joined program in fall of 2001 ... **2001:** Did not play in any games ... **High School:** Lettered three years in football at Bearden where he played for Bill Young ... Earned honorable mention all-state honors and was also a team captain ... Tallied 210 career tackles, 24 sacks, three interceptions and two touchdowns ... Had 98 tackles and 12 sacks as a senior ... **Personal:** Parents: Steve and Sandy Richards ... Born: 9/29/82 ... Major: Undecided.

**KYLE RINGLEY** (6-2, 234, r-Fr., Oliver Springs, TN)  
**Noteworthy:** Joined the program in fall of 2001 ... Working with the defensive ends ... **2001:** Did not play in any games ... **High School:** Was a three-time all-district and two-time all-region pick for Oliver Springs under coach Frank Johnson ... Lettered in football and baseball ... Was president of the student council his senior year ... **Personal:** Parents: Kevin and Deborah Ringley ... Born: 11/23/82 ... Major: Undecided.

**CHRIS RIVAS** (6-0, 230, r-Fr., Nashville, TN)  
**Noteworthy:** Joined Blue Raiders in fall of 2001 ... **2001:** Did not play in any games ... **High School:** Lettered four years in football at Donelson Christian Academy where he earned all-state honors as a senior under coach Dennis Goodwin ... Totaled 34 career sacks and had 85 stops his senior year ... **Personal:** Parents: Alejandro and Beverly Rivas ... Born: 5/11/82 ... Major: Undecided.

**JEB STEWART** (6-0, 193, r-Fr., Florence, AL)  
**Noteworthy:** Joined the program in the fall of 2001 ... **2001:** Did not play in any games ... **High School:** Lettered in football, basketball and golf at Russellville ... Was all-region in football his senior year and won the Luther Thorne Spirit Award ... Was a three-time team MVP in golf ... **Personal:** Parents: Steve and Susan Stewart ... Born: 7/12/82 ... Major: Undecided.

**ZACK SWANSON** (6-0, 188, r-Fr., Murfreesboro, TN)  
**Noteworthy:** Joined team in fall of 2001 ... **2001:** Did not play in any games ... **High School:** Attended Riverdale where he played football under Gary Rankin ... Was team captain his senior year, while earning second team all-state honors ... Participated in the East-West Shrine Game ... A two-year starter ... **Personal:** Parents: Mike and Retha Swanson ... Born: 11/2/82 ... Major: Undecided.

**PATRICK TATE** (6-0, 159, r-Fr., Knoxville, TN)  
**Noteworthy:** Joined the Blue Raiders in the fall of 2001 ... **2001:** Did not play in any games ... **High School:** Lettered four years in football and basketball, and two years in track at Central ... Team went 33-7 during his four years and was a member of the first Central team to make state championship game (1999) ... Played for coach Joel Helton ... **Personal:** Parents: Clarence and Doris Tate ... Born: 9/6/83 ... Major: Undecided.

**ANDRE TAYLOR** (5-10, 178, r-So., Nashville, TN)  
**Noteworthy:** Came to Middle Tennessee in 2001 ... Transferred from Lane College where he played one season ... **2001:** Did not play in any games ... **High School:** Played football for Jerry Pique at Hunters Lane ... **Personal:** Parents: Jerry Taylor and Denise Moore ... Born: 3/12/81 ... Major: Undecided.

**ALEX WEAVER** (5-9, 183, r-Jr., Hephzibah, GA)  
**Noteworthy:** Joined program in fall of 2001 ... Transferred from Newberry College where he attended from 1999-2001 ... **2001:** Did not compete in any games ... **High School:** Played at Hephzibah with current Blue Raider Brandon Lynch ... **Personal:** Parents: Walter and Christine Weaver ... Born: 1/22/81 ... Major: Undecided.

**BRONSON WHITE**  
**2001:** Did not play in any games ... **2000:** Took a redshirt year ... **High School:** Lettered in football, wrestling and track at Mt. Juliet High School ... Played football for coach Dan Winfree ... **Parents:** Tommy and Darlene White ... Born: 7/9/82 ... Major: Liberal Arts ... Other: His uncle, Bethel Alexander, played football for Mississippi.

**ALLEN YOUNG** (5-10, 187, r-Fr., Ripley, TN)  
**Noteworthy:** Joined team in fall of 2001 ... Nickname is "A.Y." ... **2001:** Did not play in any games, but did travel with the team toward the end of the year ... **High School:** Lettered in football, basketball, baseball, and track at Ripley ... Was all-region for four years in football ... Rushed for over 1,000 yards his junior and senior seasons ... Owns the school's 40-yard record with a time of 4.3 ... **Personal:** Parents: Herbert and Frances Young ... Born: 11/27/82 ... Major: Undecided.

# 2002 Newcomers

## **JONATHAN BONNER**

6-0, 215, Fr., LB, Birmingham, AL/Huffman HS

**Noteworthy:** Chose Middle Tennessee over UAB, Auburn, Louisville, Southern Miss, Memphis, and Troy State ... Runs a 4.52 40.

**High School:** A two-time All-State selection for Huffman High School and coach Curtis Cullman ... Earned recognition on the *Birmingham News* Super all-state team and the *Birmingham News* Class 6A all-state team in 2001 after collecting a school-record 178 tackles ... He also had three fumble recoveries and an interception return for a touchdown ... Led Huffman to a 13-1 mark in 2001 and a record of 12-1 in 2000 ... Lettered in football and track.

**Personal:** Parents: Samuel and Carolyn Bonner ... Born: 2/24/84.

## **DENNIS BURKE**

6-2, 215, Fr., LB, Marietta, GA/Sprayberry HS

**Noteworthy:** Chose MT over UAB, Marshall, and Georgia Southern ... Was the first high school player to commit to the Blue Raiders in 2002.

**High School:** Selected first team all-county at Sprayberry High School after registering 110 tackles and four interceptions as a senior ... Reached "Full Metal Jacket" status (one of only two players on team) in the weight room, which represents the programs highest level of weight training ... Played for coach Johnny Caldwell.

**Personal:** Parents: Denny and Carolyn Burke ... Born: 12/24/83.

## **PAUL CANTRELL**

6-4, 316, Fr., OL, Canton, GA/Sequoyah HS

**Noteworthy:** Chose MT over Toledo, Delaware, and Georgia Southern ... A pro-style lineman who runs well and has excellent quickness.

**High School:** Honorable Mention all-state for Sequoyah High School his senior season ... Was two-time all-county and all-area ... A three-year starter on offense and a two-year starter on defense ... Played tackle and defensive end on defense ... Helped lead a Sequoyah defense that posted six shutouts in 2001 ... Team was 8-4 in 2001 and 8-4 in 2000 ... Lettered in football and baseball ... Played for coach Sid Maxwell.

**Personal:** Parent: Tille Shoemaker ... Born: 10/11/83.

## **KEVIN COPELAND**

5-9, 185, Fr., DB, Warm Springs, GA/Manchester HS

**Noteworthy:** Chose MT over East Carolina and Memphis ... Bench pressed 330 his senior year.

**High School:** A first team all-state pick as a defensive back ... Was also voted all-Chattahoochee Valley two years in a row ... Earned team's Golden Helmet Award (defensive MVP) as a senior ... Helped lead Manchester High School to a 9-4 mark his senior year and a final AA state

ranking of No. 5 ... Led team in tackles as a safety with 96 to go along with six interceptions in 2001 ... Also played quarterback and rushed for 610 yards, while passing for 432 more for coach Zeke Geer ... Tallied 1,097 yards rushing his junior year ... Team was 7-4 his junior season ... Was top five in the state of Georgia in the 40-yard dash at the state combines with a time of 4.31.

**Personal:** Parents: Venera Kelly and Zannie Copeland ... Born: 11/27/83.

## **KEVIN DAVIS**

5-10, 216, Fr., RB, Pine Mountain, GA/Manchester HS

**Noteworthy:** Chose MT over Memphis, Troy State, and Georgia Southern ... Runs a 4.4 40 ... Led team with a 385 bench press.

**High School:** Named all-state and was the Chattahoochee Offensive Player of the Year ... Helped lead Manchester High School to a 9-4 mark his senior year and a final AA state ranking of No. 5 ... Rushed for 2,070 yards and 22 touchdowns as a senior and collected 1,750 yards and 21 scores his junior campaign ... Registered a school-record 374 yards and five touchdowns against Grady High School in 2001 ... Played strong safety on third down plays and led the team in sacks his senior year with nine.

**Personal:** Parent: Ruby Davis ... Born: 9/4/83.

## **KENNY EDWARDS**

6-0, 225, Jr., LB, Madison, FL/Georgia Military JC

**Noteworthy:** Chose MT over Cincinnati, Arkansas State, Florida State, and Murray State.

**GMC:** Helped lead GMC to the 2001 junior college national championship with a perfect 11-0 record and a 31-19 win over Butler CC in the Golden Isles Bowl ... Was second on the team in tackles with 55 to go along with a team-high 14 stops for loss of yards, 14 quarterback hurries, and a pass breakup in 2001 for a defense that only allowed 68 points in 11 games ... Led the team in tackles as a freshman with 74 stops, 10 tackles for loss, 5.5 sacks and a blocked punt.

**High School:** Played for coach Randy McPherson at Madison County High School ... An all-state selection his senior year ... Started at linebacker for Florida in the Georgia/Florida All-Star game ... Team's leading tackler in 1998 and 1999 ... Voted All-Big Bend first team and team defensive MVP as a senior ... Was third place in the state weightlifting 219-pound class.

**Personal:** Parent: Rosa Akins ... Born: 2/3/81.

## **GERMAYLE FRANKLIN**

6-5, 295, Fr., OL, Waycross, GA/Ware Co. HS

**Noteworthy:** Chose MT over Georgia and Mississippi State.

**High School:** A three-time all-state selection for coach Dan Ragle at Ware Co. High School ... Was all-area and

all-region as a junior and senior ... Registered 14 pancake blocks and graded out at 89 percent his senior year ... Collected eight knockdowns and did not allow a sack against rival Coffee County in 2001 ... Lettered in football and basketball.

**Personal:** Parent: Jacqueline Franklin ... Born: 3/20/84.

## **MARCUS GATES**

6-4, 265, Fr., DL/OL, LaGrange, GA/LaGrange HS

**Noteworthy:** Chose MT over UAB, Troy State, Central Florida, and Eastern Kentucky.

**High School:** Registered 109 tackles and three sacks in leading LaGrange High School to a perfect 14-0 record and a state championship in 2001 ... A teammate in high school of current Blue Raider Shavaskey Brown ... Gates helped LaGrange to a 11-1 mark in 2000 ... Broke the bench press school record (previously owned by Shavaskey Brown) with a lift of 370 pounds ... Played for coach Steve Pardue, a former teammate of Andy McCollum's at Austin Peay.

**Personal:** Parents: Jerome and Mary Gates ... Born: 11/5/83.

## **KELVIN GERMAN**

5-11, 190, Fr., RB, Fairburn, GA/Sandy Creek HS

**Noteworthy:** Chose MT over Ole Miss, UCF, Marshall and Louisville ... Runs a 4.41 40.

**High School:** Named to *Atlanta Journal Constitution* all-state team ... Was all-county (junior and senior) and Pre-season Top 11 in the county as voted on by AJC ... Voted the Fayette County Offensive Player of the Year ... Rated the No. 24 tailback in the country by Rivals100.com ... Was the team's top offensive player as a junior and senior and was also the team captain both years ... Set single-season school records for rushing yards (1,274), carries (213), and touchdowns (11) his senior year ... Set a school single-game record with 38 carries in a contest as a senior ... Rushed for a school-record 274 yards in a game his senior season ... Had a total of three games where he topped the 200-yard rushing total ... Lettered in football and track ... Ran the 100, 200 and 4X100 relay for the track team.

**Personal:** Parents: William and Carolyn German ... Born: 5/20/84.

## **EUGENE GROSS**

5-11, 195, Fr., DB, Statesboro, GA/Statesboro HS

**Noteworthy:** Chose MT over Georgia Southern ... Runs a 4.5 40.

**High School:** Helped lead Statesboro to a perfect 15-0 mark and a AAAA State Championship in 2001 for coach Buzz Buzby ... Voted to all-region team ... Was the team's starting quarterback in a wishbone scheme ... Completed 25-of-56 passes for 502 yards and five touchdowns ... His long pass completion was a 68-yard touchdown ... Rushed for 620 yards and enjoyed a long run of 46 yards (TD) ... Rushed 11 times for 83 yards and a touchdown in

the championship game ... Played safety on defense and came away with two interceptions.

**Personal:** Parents: Eugene, Sr. and Debrah Gross ...  
Born: 2/26/83.

## **JOSH HARRIS**

6-3, 180, Fr., QB, Saffuck, SC/Union HS

**Noteworthy:** Chose MT over Louisville and Vanderbilt ...  
Runs a 4.6 40.

**High School:** Rated the No. 32 dual-threat quarterback in the country by Rivals100.com ... Was named *Associated Press* all-state, South Carolina Varsity all-state, *The Spartanburg Herald* Offensive Player of the Year, and the Region 3-3A Player of the Year after throwing for 3,013 yards on 207-for-369 passing and 32 touchdowns as a senior ... Also rushed 73 times for 272 yards and three scores ... Named to Max Emfinger's 2001 National High School All-American Team as the nation's Super Sleeper quarterback ... One of three finalists for the Bob Bacot Trophy, which is awarded to top player in state by SC Varsity ... Named to *Orlando Sentinel* honorable mention All-Southern Football team ... Listed as one of nation's top 50 quarterbacks by Street & Smith's Magazine and one of the top 36 signal-callers by *Prepstar* Magazine ... Also named to the North/South All-Star team and earned Offensive Player of the Game honors after throwing for 303 yards and two touchdowns ... Against Gaffney in 2001, Harris completed 27-of-40 passes for 365 yards and two touchdowns ... In his junior and senior years combined, Harris threw for 5,515 yards, had 67 passing touchdowns and three rushing scores, and only tossed 11 interceptions in nearly 600 attempts ... Harris helped lead Union to three straight State Championship games, including back-to-back 14-1 seasons in 1999 and 2000 ... Team went 12-3 in 2001 ... Started at wide receiver as a sophomore when he caught the game-winning touchdown in the state title game ... Also a three-year starter on the basketball team.

**Personal:** Parent: Murial Harris ... Born: 7/3/84.

## **JOHN HENRY**

6-6, 305, Fr., OL, Nashville, TN/Hillsboro HS

**Noteworthy:** Chose Middle Tennessee over Tennessee, Miami, FL, Florida, and Notre Dame.

**High School:** Rated the No. 64 offensive lineman in the nation by Rivals100.com ... Selected to four first team all-state teams in 2001 ... Voted all-region and all-city as a senior ... Paved the way for Hillsboro's 14-1 record and state championship game appearance in 2001 ... Team Captain in 2001 ... Won the Class 4A Mr. Football Line-man award and was a first team All-Midstate selection ... Defensively, Henry totaled 60 tackles, 43 hurries, five sacks, four blocked passes, two blocked kicks, two fumble recoveries and two caused fumbles ... A two-way starter for coach Ron Aydelott.

**Personal:** Parent: Phyllis Henry ... Born: 10/27/83.

## **TYRONE HICKS**

5-10, 175, Fr., DB, Huntsville, AL/Lee HS

**Noteworthy:** Chose Middle Tennessee over Ole Miss, Louisville, Southern Miss, and Memphis ... Runs a 4.39 40 ... Is the brother of current Blue Raider star Dwone Hicks.

**High School:** A two-time Class 5A All-State selection for

coach Don Thomas at Lee High School ... Led Lee to a 9-3 mark his senior year and a second round showing in the playoffs ... Set an Alabama state record with 12 interceptions his senior year and totaled 24 for his high school career ... Also recorded 1,000 yards rushing, 450 yards receiving, and had 83 tackles on defense ... In a game against Huntsville High School, Hicks had an 85-yard touchdown run, a kickoff return for a score, a punt return for a score and two interceptions (all totaling 250 all-purpose yards) ... Named to *Huntsville Times* Super All-Metro team in 2000 and 2001 ... Named to *Birmingham News* Super Senior team ... Was all-city his junior and senior seasons ... Also lettered in basketball and track.

**Personal:** Parents: Tommy and Gloria Hicks ... Born: 6/27/83.

## **PIERRE INGRAM**

6-4, 200, Fr., WR, Stockbridge, GA/Stockbridge HS

**Noteworthy:** Chose Middle Tennessee over Georgia Tech and Troy State ... Runs a 4.55 40 and possesses a 36-inch vertical leap.

**High School:** Lettered in football, basketball, and track at Stockbridge High School ... Registered 32 catches for 678 yards as a senior ... Had four touchdowns on kickoff returns, including a 98-yarder against Starrs Mills ... Also registered 86 receiving yards and a game-saving interception in the win over Starrs Mills ... Won the state high jump as a senior (6-10) ... Was third in the state in the high jump (6-8) and earned team MVP honors in track as a junior ... Earned All-Region AAAAA honors and all-county accolades.

**Personal:** Parents: Sabastian and Shelia Ingram ... Born: 5/15/84.

## **DOMINIC JONES** (See Page 62)

## **VERNON JONES**

6-4, 205, Fr., ATH, DeFuniak Springs, FL/Baker HS

**Noteworthy:** Chose MT over Florida, Florida State, and Georgia ... Runs a 4.6 40.

**High School:** Was first team all-state as an athlete in Florida at Baker High School for coach Jeff Webb ... Voted the Area Player of the Year as a senior, while also being tabbed the team's MVP ... Led team to a 10-2 record his senior year ... Registered 1,320 yards passing and 14 touchdowns to go along with 650 rushing yards and 10 scores on the ground ... Also collected three touchdowns on punt returns and averaged 37.0 yards per return on the season ... Averaged 25.0 points a game his senior year in basketball.

**Personal:** Parent: Janice Nelson ... Born: 1/27/84.

## **JEFF LITTLEJOHN** (See Page 64)

## **CLINT MARKS**

6-2, 180, Fr., QB, Fort Myers, FL/Estero HS

**Noteworthy:** Chose MT over Army, Minnesota, Clemson, UNC, Akron, and Bowling Green ... Runs a 4.7 40.

**High School:** A two-time first team All-State pick for coach Billy Swats at Estero High School ... Owns every passing record at Estero ... Rivals100.com called him an accurate passer who possesses size and strength ... Was also All-

Conference and All-District his senior year in leading Estero to a 10-2 mark ... Threw for 2,200 yards on 137-of-220 throwing, 23 touchdowns and only five interceptions as a senior ... Also recorded a 171.4 quarterback rating ... Was the only signal-caller his senior year in the state of Florida to throw for over 2,000 yards with a 2,500-yard rusher in the backfield ... In the second round of the 2001 playoffs, Marks completed 13-of-17 passes for 334 yards and three touchdowns ... As a junior Marks led Estero to a 10-2 record after throwing for 1,560 yards and 16 touchdowns ... Was voted all-state and earned the team's offensive player of the year award as a junior ... Lettered in football and track ... Owns a Black Belt in Tae Kwan Do.

**Personal:** Parents: Carlos and MaryAnne Marks ... Born: 12/23/83.

## **WILL MARTIN** (See Page 65)

## **NICK MCAFEE** (See Page 65)

## **BRENT MOORE**

6-3, 210, Fr., LB, Dalton, GA/NW Whitfield HS

**Noteworthy:** Chose MT over South Carolina and Louisville.

**High School:** Rated one of the top defensive players in north Georgia as a senior for NW Whitfield ... Played for coach Ron Wheeler ... Registered 112 tackles as a senior to go along with five sacks, nine tackles for loss, four forced fumbles, two interceptions, and four fumble recoveries ... Named to Gridiron Greats team as a senior, while also being voted All-Area and team MVP ... Recorded 18 tackles against Etowah in 2001 ... Had 113 total tackles as a junior in leading NW Whitfield to a 9-2 record and a region championship ... Collected 13 tackles, a sack, and an interception against Murray Co. ... Lettered in football, basketball, and track.

**Personal:** Parents: Freddie and Maxine Moore ... Born: 12/30/83.

## **CHARLIE MYLES** (See Page 66)

## **BOBBY PAYNE**

6-4, 268, Fr., DE, Morrilton, AR/Morrilton HS

**Noteworthy:** Chose MT over Arkansas, Arkansas State, and Texas A&M ... Runs a 4.8 40.

**High School:** A Super Prep All-American ... An all-state and all-conference performer for coach Doug Scheel at Morrilton High School ... Rated the No. 4 recruit in the state of Arkansas by Hootens Magazine ... Regarded as the No. 43 recruit in the nation by Rivals100.com and the 89th best recruit by Max Emfinger ... Registered 65 tackles as a senior to go along with six sacks, two fumble recoveries, two pass breakups, 11 tackles for loss and two blocked kicks ... Collected 17 tackles and two sacks against Harrison High School ... Lettered in football, track and basketball ... Was on the 2000 and 2001 state champion track teams and earned All-State honors in the shot put.

**Personal:** Parent: Lena Payne ... Born: 12/18/83.

## **AARON PITTS** (See Page 67)

## JUSTIN RAINEY

6-1, 185, Fr., ATH, Rock Hill, SC/Northwestern HS

**Noteworthy:** Drew interest from South Carolina and Tennessee before choosing MT ... Runs a 4.4 40.

**High School:** A three-time region 3-4A selection and three-time all-area pick for Northwestern High School ... Rushed for 1,253 yards and 24 touchdowns in helping Northwestern to a 12-4 record and a runner-up finish in Class 4A in 2001 ... Also recorded 24 tackles and an interception on defense from his corner position ... Registered 189 yards rushing on 21 carries and three touchdowns in a game against Burns and still holds the South Carolina state record for touchdowns in a game with five his junior year ... Lettered in football, basketball, and track.

**Personal:** Parents: Kenny Springs and Angela Rainey ... Born: 5/4/84.

## CHRIS SAPP

6-5, 240, Fr., DL/OL, Albany, GA/Dougherty HS

**Noteworthy:** Chose MT over Louisville, East Carolina, Southern Miss, and Alabama.

**High School:** Was all-region, all-metro, Dynamite Dozen, and all-Southwest Georgia as a senior for Dougherty High School and coach Cleetus Hopkins ... A nominee for the Georgia-Tennessee All-Star Game ... Team finished 7-4 in 2001 ... Offensively he graded out at 81 percent and recorded a team best 32 pancakes ... Defensively, Sapp registered 73 tackles, 15 pass breakups and seven forced fumbles ... Lettered in football, basketball, track and golf.

**Personal:** Parent: Jacqueline Sapp ... Born: 9/8/83.

## DEVARICK SCANDRETT

6-4, 240, Fr., DE, Forsyth, GA/Mary Persons HS

**Noteworthy:** Chose MT over Louisville, Kentucky, and Clemson.

**High School:** Led Mary Persons to back-to-back playoff appearances his junior and senior seasons ... Voted the Area Defensive Lineman of the Year by the *Macon Telegraph* ... Earned team Defensive Player of the Year honors for coach Steve Chafin ... Led the team in tackles as a senior with 52 stops ... Also registered three fumble recoveries and an interception ... Rivals100.com calls him one of the strongest players in the state, while rating him a terrific bull rusher.

**Personal:** Parent: Janice Barkley ... Born: 1/23/84.

## TONY SUTTON (See Page 69)

## DOUG WALLER

6-4, 290, Jr., OL/DL, DeFuniak Springs, FL/SW Miss. JC

**Noteworthy:** Chose MT over Mississippi State, Memphis, and Troy State ... Originally signed with Southern Miss out of high school over Alabama, Auburn and UCF.

**SW Mississippi:** Played for former Blue Raider assistant Dom Green ... Voted all-state and all-region for Southwest in 2001.

**Southern Miss:** Took a redshirt year in 1999.

**High School:** Played for coach Bill Ragle at Walton High

**School ...** Was a first team all-state selection on defense and a first team all-district selection on both offense and defense ... Recorded 12 sacks and four tackles for loss ... Had 45 total stops from his nose tackle position.

**Personal:** Parents: Jacqueline Wood and Douglas Waller, Sr. ... Born: 6/24/80.

## SEAN WALLER

5-10, 160, Fr., WR, Madison, TN/Hunters Lane HS

**Noteworthy:** Chose MT over Ole Miss and Memphis ... Runs a 4.4 40 ... Rates as a pretty good singer as a member of a show choir.

**High School:** Earned all-Midstate and Region 6-5A Offensive Player of the Year honors in 2001 for Hunters Lane High School ... Averaged 10.0 yards per rush over his last two seasons ... Rushed for 1,600 yards on 168 carries (9.5) and 19 touchdowns in leading Hunters Lane to an 8-3 mark and a berth in the state playoffs ... Also tallied 11 receptions for 210 yards and one TD, along with two interceptions on defense ... Waller also guided the Warriors to the state playoffs his junior year after rushing for 1,847 yards on 178 carries and 17 touchdowns ... Was also a gifted track athlete, winning the 100- (10.86), 200- (personal best 21.25), and 400-meters (47.21) to lead Hunters Lane to the 2002 AAA State Championship ... Waller's 52 points in the state meet was more than any other team had combined ... Named the 2002 Tennessean Track Athlete of the Year ... Earned the 2001 Gatorade Tennessee Athlete of the Year award in track after leading Hunters Lane to the Class AAA state championship ... Waller won the 200-meter run as a junior (21.74), while finishing runner-up in the 100 and 400 ... Ranked 13th nationally in the 400 with a time of 47.04 ... He won the 400 as a sophomore and holds the freshman record at Hunters Lane in the long jump, high jump, 100, 200, and 400.

**Personal:** Parent: Wanvelyn Waller ... Born: 10/31/82.

## MICHAEL WATKINS

6-2, 175, Fr., WR, College Park, GA/Banneker HS

**Noteworthy:** Chose MT over Bowling Green, Marshall, South Carolina and Louisville ... Runs a 4.5 40.

**High School:** A Super Prep All-American and a preseason All-American at Banneker High School for coach Jim Fletcher ... Rated the No. 2 receiver in the state of Georgia and one of the top pass catchers in the south by recruiting analyst Max Emfinger ... Hauled in 30 passes for 745 yards and eight touchdowns his senior season to earn second team all-state honors ... Grabbed a school-record 13 receptions for 175 yards in a playoff game his sophomore year ... Helped lead Banneker to the state playoffs his junior and senior seasons ... Over his last two years, he had 63 receptions for 1,600 yards and 18 touchdowns.

**Personal:** Parents: Michael and Cheryl Watkins ... Born: 10/12/83.

## NIKO WHITESIDE

5-11, 193, Fr., ATH, Gadsden, AL/Gadsden HS

**Noteworthy:** Chose MT over Auburn, UAB, and Mississippi State ... Runs a 4.5 40.

**High School:** An all-state tailback, Whiteside started his senior year as the quarterback for Gadsden ... Threw for 600 yards and rushed for 905 to go along with 233 receiving yards ... He accounted for 17 touchdowns as a senior

as well ... Was voted Team Captain his senior year ... Selected all-area as a junior ... Had 182 yards rushing, 157 yards passing and accounted for four touchdowns against Saks High School.

**Personal:** Parents: Dee and Della Whiteside ... Born: 4/10/84.

## SAM WILLIAMS

6-2, 180, Fr., ATH, Spartanburg, SC/Greenwood HS

**Noteworthy:** Chose MT over South Carolina, Missouri, and Auburn ... Runs a 4.6 40.

**High School:** Ranked the No. 10 dual-threat quarterback in the country by Rivals100.com ... Listed as a Top 55 recruit in South Carolina ... Was all-region and all-Lake-land his senior year ... Chosen for North-South All-Star Game ... Led Shell Dula's team to a 14-1 record and a state championship as a junior ... Selected the South Carolina Offensive Player of the Year and was all-state as a junior ... Threw for 1,729 yards and 24 touchdowns in 2001 to go along with 845 rushing yards ... In 2000, Williams had 1,834 yards passing, 29 touchdown passes, and rushed for 640 yards ... Broke Mark Logan's school record for passing yardage and touchdown passes in a career ... Ranks second in Greenwood High School history in rushing yardage for a quarterback ... In a win over Dorman High School, Williams threw for 202 yards and three touchdowns and had 132 yards on the ground ... Lettered in football, basketball, and track.

**Personal:** Parent: Gwen Williams ... Born: 7/19/84.

## PRESIDENTIAL SCHOLARSHIP


### J.P. SHELLY

6-0, 190, Fr., QB, Nashville, TN/Ezell-Harding HS

**Noteworthy:** A preferred walk-on who accepted a Presidential Scholarship based on academics to attend Middle Tennessee ... Writes poetry in his spare time.

**High School:** Tabbed *The Tennessean's* Offensive Player of the Year in 2001 and was a member of the All-Midstate team ... Named TSWA First Team All-State ... Passed for a state record 48 touchdowns in 2001 in leading Ezell-Harding to the IA State Championship and a perfect 15-0 record ... In the 63-26 win over Cloudland for the state title, Shelly completed 17 of 26 passes for 312 yards and four touchdowns ... On the season he completed 192 of 316 passes for a total of 3,738 yards his senior year in engineering Ezell's no-huddle, spread offense ... In a 76-21 win over Loretto, Shelly threw a single-game state record 10 touchdown passes ... Also started on the basketball team that played in the championship game of the 2002 TSSAA State Tournament.

**Personal:** Parents: Anthony and Marla Shelly ... Born: 9/2/83.



# COACHES

# Andy McCollum

## 2000, 2001 TSWA Coach of the Year



One of the hottest young coaches in the collegiate ranks is Middle Tennessee's Andy McCollum. Known for his exciting and unpredictable play, McCollum has compiled a mark of 17-16 in his three years at the helm.

McCollum, the 2000 and 2001 Tennessee Sports Writers Association Coach of the Year, guided the Blue Raiders to an incredible 2001 campaign that saw the team win eight games, grab a share of the Sun Belt Conference championship, set 46 team and individual records, and defeat a team from the SEC. McCollum and the Blue Raiders have now put together back-to-back winning seasons after only three years of I-A football.

In just three years as head coach, McCollum has won a league championship, produced the conference player of the year and offensive player of the year, had a freshman all-American, and placed seven athletes on the first team all-conference squad. If that isn't impressive enough, the hard-working McCollum has also developed back-to-back 1,000-yard rushers, the nation's completion percentage leader, and the country's No. 2 (2001) and No. 3 (2000) scorers.

Offensively, McCollum's teams have been the talk of the nation as testament to the Blue Raiders having the No. 5 rated offense in the country in 2001. Defensively the Blue Raiders

continue to show marked improvement under McCollum. During his three years they have improved each season, jumping 36 spots in the national statistics from year one to year three.

In his short time as a head coach, McCollum has done a great job of not only developing players, but also assistant coaches. McCollum has sent eight coaches on to either the professional, collegiate, or high school ranks. Over the past two seasons, Coach Mac has placed two assistants in the pros and two at national power Florida. At the 2002 AFCA Coaches Convention, McCollum and his staff were one of just five in the country selected to speak before their peers.

McCollum, known for his ability to bring in top-notch talent, has not let any of the Blue Raider faithful down during his three seasons. The

energetic McCollum has made his mark in the recruiting arena by bringing some of the areas top talent to Murfreesboro. With each recruiting class, McCollum's talent seems to get better and better, which is a mark of a solid program and one that is well respected.

A former coach and player under legendary Blue Raider coach Boots Donnelly, McCollum has brought with him an exciting offensive strategy and a defensive scheme predicated on speed and athleticism. In his first year, the Blue Raiders set four team records and 15 single-game and/or single-season marks. The Middle Tennessee passing offense ranked 32nd in the nation, while two receivers were rated among the top 26 in catches per game. In his second season, the offense set a school record with five 40-plus point games, and then added three individual single-game marks, five individual single-season records, and five individual career marks.

McCollum, who was at Middle Tennessee in the mid '80s, made his way back to Murfreesboro after nine years



McCollum embraces his team during a timeout last season.



### UP CLOSE WITH MCCOLLUM

- **BORN:** March 1, 1959
- **HIGH SCHOOL:** Marietta (Georgia)
- **COLLEGE:** Austin Peay State, 1981 (Bachelor of Science Degree); Middle Tennessee, 1983 (Industrial Safety and Driver Safety Education).
- **FAMILY:** Wife, Gwen (Ashland City, TN). Son, Drew, 8, and daughter, Andrea, 7.
- **PARENTS:** Johnny and Peggy McCollum. Andy has a brother, Davis, and a sister, Angie.
- **COACHING EXPERIENCE:** 1982-88: Head Junior Varsity coach in 1982, then assistant coach until 1988 ... 1989-93: Assistant coach at UTEP ... 1993-98: Assistant coach at Baylor University ... 1995 (seven weeks): Assistant coach at Tennessee ... 1998-present: Head coach at Middle Tennessee.
- **HONORS:** 1994: Listed by Max Emfinger as one of the top 10 recruiters in the country ... 1995: Listed by Max Emfinger as one of the top 10 recruiters in America ... 2000: TSWA Coach of the Year ... 2001: TSWA Coach of the Year.
- **PLAYING CAREER:** Collegiately at Austin Peay from 1977-80 (honorable mention all-OVC in 1979 as a receiver).
- **RECORD:** At MT: 17-16 (3 years)
- **NOTEWORTHY:** Hobbies include golf, fishing, jogging, racquetball, and basketball ... Has coached eight all-Americans.



The McCollum family (l-r): Gwen, Andrea, Andy, and Drew.

as an assistant at Baylor and UTEP.

In 1989, McCollum, 43, left Middle Tennessee to become wide receivers coach under offensive coordinator David Culley at Texas-El Paso. That year, UTEP was rated 10th nationally in passing. From 1990-93, McCollum was in charge of the linebackers, while doubling as the special teams coordinator.

In 1993, McCollum joined Chuck Reedy's staff at Baylor as linebackers coach and immediately earned a reputation as an outstanding recruiter and top-flight tactician. In 1995 and 1996, McCollum was rated among the top 10 recruiters in the nation by Max Emfinger.

In the spring of 1995, he left for the University of Tennessee to serve as linebackers coach but returned seven weeks later to take over the role of assistant head coach and defensive coordinator at Baylor.

As defensive coordinator in 1995, the Bears ranked No. 5 nationally in total defense, No. 5 in pass defense, No. 9 in scoring defense, and No. 12 in rushing defense. As special teams coordinator that same season, the



Coach Mac gives a lot back to the Murfreesboro community, including reading to the area children.

Bears were deemed as having the SWC's top unit after recording eight blocked punts and converting four of those into touchdowns.

McCollum, who was named Middle Tennessee's 13th head coach on Dec. 8, 1998, got his start in coaching when Donnelly picked up the phone in 1981 and asked him to be a graduate assistant. After just one year as a graduate assistant in which he was head coach of the junior varsity squad, McCollum was named full-time in 1982.

From 1981-84, McCollum served as an assistant coach working with wide receivers, tight ends, and special teams. In 1985, MT was

ranked No. 1 in I-AA going 11-0 in regular season play. In 1988, McCollum's Blue Raider secondary led the nation in pass defense and set three new NCAA records.

During his time as an assistant at Middle Tennessee, McCollum recruited or coached the likes of Dwight Stone, Tony Burse, David Little, Don Griffin, Vince Hall, Kenny Tippens, Marty Carter, Walter Dunson, Steve Dark, and Ricky Martin. All of the above are former Blue Raider greats who are either playing in the NFL or did at one time.


McCollum, from Marietta, GA, graduated from Austin Peay in 1981, where he was a four-year letterman as an offensive guard and tight end and later earned his masters degree from MT in 1983. A four-year starter, McCollum played offensive guard in 1977, then was a tight end/receiver from 1978-80.

As a prep player for Ray Broadaway at Marietta High School, McCollum was a three-year starter at quarterback. As a senior, he earned third team all-state honors, while also being selected Cobb County Player of the Year, North Georgia Athlete of the Year, and Most Valuable Player at Marietta. In his final year, McCollum led the Blue Devils to a 10-2 record and the region championship.

McCollum, who has coached eight all-Americans, 52 all-conference picks, and 28 players who have moved to the NFL, is married to the former Gwen Wilkinson. The couple has a son, Drew, and a daughter, Andrea.

## In Just 3 Years, McCollum Has ...

- Gone from 3 wins to 6 and now 8 in the program's first three years of I-A football
- Won the Sun Belt Conference Championship in its first year
- Produced the SBC Player of the Year, Offensive Player of the Year and 7 first team picks
- Developed a 1,000-yard rusher in back-to-back seasons (Dwone Hicks)
- Developed the nation's pass completion percentage leader (Wes Counts, 2001)
- Had the nation's 5th-ranked offense (2001) and 16th-ranked offense (2000)
- Improved 36 spots in total defense from year one to year three (108th-77th-72nd)
- Had the nation's third-leading scorer (2000) and second-leading scorer (2001)
- Improved 87 spots in the national rankings in rushing offense (94th-24th-7th)
- Had a receiver ranked among the nation's top 20 two of three years
- Produced a first team Freshman All-American (Brandon Westbrook)
- Sent two coaches to the NFL
- Amassed a 13-2 record at home
- Gone 7-2 in the month of November
- Seen his offense score 30 or more points 17 times in 33 games
- In 1999, team was rated No. 114 and climbed to 48 in last year's poll.



# Blake Anderson

## Wide Receivers/Passing Game Coordinator



The energetic Blake Anderson is in his first season at Middle Tennessee where he will be coaching the wide receivers and serving as the passing game coordinator.

Anderson recruits west Georgia, Atlanta, and the Texas Junior Colleges.

Anderson, 33, spent the previous three seasons at New Mexico.

From 1999-2000, Anderson coached the Lobo running backs and in 2001 he headed up the UNM receiving corps, which had the MWC's sixth-rated receiver.

In Anderson's first season on the UNM coaching staff, the Lobo running game improved steadily. New Mexico increased its rushing yardage per game in addition to the number of touchdowns the Lobos scored on the ground.

The UNM running backs were responsible for a major share of the Lobo offense in 2000. The Lobos averaged 148 ypg on the

ground, which accounted for 56 percent of the team's total offense. The rushing total was the third-highest in the conference and the best for a UNM team in over three years. Holmon Wiggins and Jarrod Baxter averaged over 100 ypg between them.

Prior to arriving in Albuquerque, Anderson spent four years at junior college power Trinity Valley Community College in Athens, TX (1995-98), and coached a variety of positions. In 1998, he was the offensive coordinator and the Cardinals went 7-3. Trinity Valley led the conference in rushing offense and was eighth nationally. The Cardinals

were also second in their league in total offense under Anderson's guidance and led the league in scoring average. From 1995-97, Anderson was the special teams coordinator for Trinity Valley, and in 1997, the Cardinals won the National Junior College Athletic Association national championship. Other capacities in which Anderson served were quarterbacks and receivers coach, defensive backs coach, and recruiting coordinator. In his four years at Trinity Valley, nine Cardinals were drafted by NFL teams.

A native of Hubbard, TX, Anderson graduated with his bachelor's degree in Kinesiology from Sam Houston State in 1992. He also attained his master's degree in Sports Administration from Eastern New Mexico in 1994. Anderson was a two-year letterwinner as

a receiver for SHSU from 1989-91, and was named Southland Conference All-Academic as a senior. He also played for two years as a quarterback and receiver at Baylor (1987-89) before transferring.

Anderson is currently involved in several organizations, including the American Football Coaches Association and the Fellowship of Christian Athletes. He has also served as a speaker and a coach at summer camps such as the Emmitt Smith Football Camp and the Bill Bates Football Camp. Anderson married the former Wendy Robert in December 1992, and the couple has three children: Coleton, Callie and Cason.



The Anderson family (l-r): Callie, Wendy, and Coleton. Standing: Blake and Cason.

### Personal

Birthdate: 3/24/69  
Hometown: Jonesboro, AR  
Family: Wife: Wendy; Daughter: Callie; Sons: Coleton and Cason.

### Education

High School: Hubbard (TX) (1987)  
College: Sam Houston State (1992)

### Playing Experience

1987-88: Baylor  
1989-91: Sam Houston State

### Coaching Experience

2002-: Middle Tennessee  
1999-01: New Mexico  
1995-98: Trinity Valley CC  
1994: Howard Payne  
1994: Sam Houston State  
1992-93: Eastern New Mexico  
1991-92: Sam Houston State

### Bowl Experience

1997: Red River Bowl  
(NJCAA National Championship)

# Todd Bradford

## Secondary



Todd Bradford, one of the top defensive minds in the country, begins his first season at Middle Tennessee. Bradford, who recruits the areas of east Georgia and the Kansas Junior Colleges, will coach the secondary for Andy McCollum's staff.

Bradford, a 1986 graduate of Southern Utah, spent the past two seasons as the defensive backs coach for Wisconsin, where he helped form one of the Big Ten's top secondaries. In 2000, Bradford's secondary had one of the top efficiency ratings, while collecting 21 interceptions. That secondary also featured Jamar Fletcher, who led the Big Ten in interceptions and went on to win the Jim Thorpe Award (given to the nation's top defensive back).

In all, Bradford coached two Big Ten All-Conference players and another (walk-on Jason Doering) who made the Indianapolis Colts roster in 2001. Mike Echols, the other All-Big

Ten performer under Bradford, was taken in the fourth round of the 2002 draft by the Tennessee Titans.

Before his arrival at Wisconsin, Bradford worked three seasons at Louisiana Tech, including two as the Bulldogs' defensive coordinator.

His experience facing high-powered passing offenses was tested daily in practice at Tech. He had to coach against Tim Rattay, who was rated one of the top quarterbacks in the country in the late '90s.

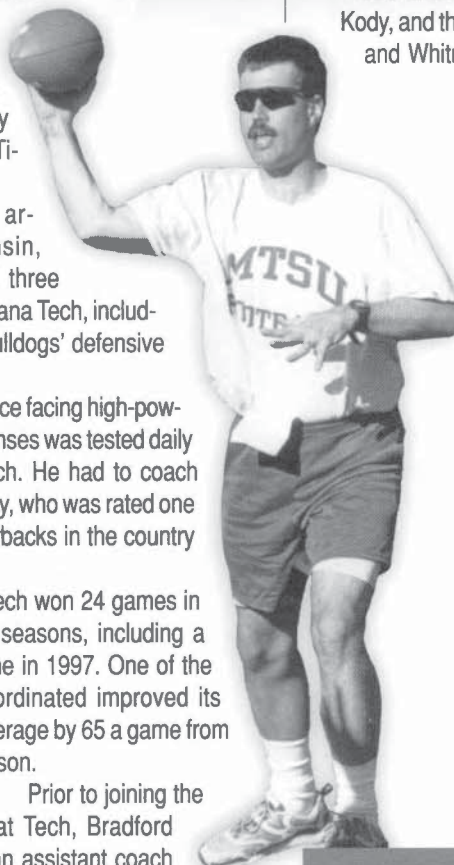
Louisiana Tech won 24 games in Bradford's three seasons, including a school-record nine in 1997. One of the defenses he coordinated improved its yards allowed average by 65 a game from the previous season.

Prior to joining the staff at Tech, Bradford was an assistant coach at Eastern Michigan (1995-96), defensive coordinator at Lehigh (1994), assistant coach and recruiting coordinator at New Hampshire (1988-93), and assistant coach at Southern Utah (1987).

Eastern Michigan set 43 school records while Bradford was on staff; Lehigh went to the Patriot League Championship game and his defense was the league's second best; and the '90 New Hampshire and the '87 Southern Utah squads both established school interception records under his tutelage.

In 1984, Bradford attended Ricks Junior College where the team played for the junior college national championship in the Valley of the Sun Bowl.

Todd and his wife, Sondra, have a son Kody, and three daughters Ashlee, Hailee, and Whitnee.



The Bradford family (l-r): Kody, Whitnee, Sondra, Hailee and Ashlee. Front: Sampson

### Personal

Birthdate: 4/15/63  
Hometown: Salt Lake City, UT  
Family: *Wife:* Sondra; *Daughters:* Ashlee, Hailee and Whitnee; *Son:* Kody

### Education

High School: Ciranite  
College: Southern Utah, 1986

### Playing Experience

1983-84: Ricks Junior College  
1985-86: Southern Utah

### Coaching Experience

2002-: Middle Tennessee  
2000-01: Wisconsin  
1997-99: Louisiana Tech  
1995-96: Eastern Michigan  
1994: Lehigh  
1988-93: New Hampshire  
1987: Southern Utah

### Bowl Experience

2000: Sun Bowl

# Steve Campbell

## Offensive Coordinator/Offensive Line



The 2000 Division II National Coach of the Year, Steve Campbell is in his first season as a member of Andy McCollum's staff. Campbell, who makes his way to Murfreesboro

by way of Delta State University, will serve as the offensive coordinator and the Blue Raiders offensive line coach.

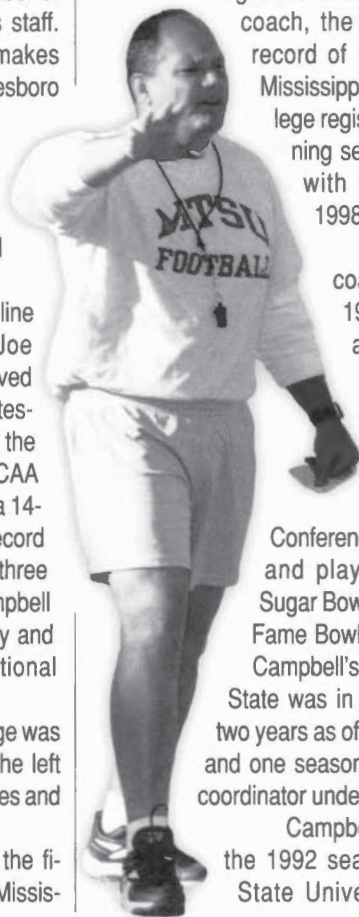
Campbell recruits west Alabama, south Mississippi, northwest Florida, and the Mississippi junior colleges.

Campbell, who was the offensive line coach under former MT assistant Joe Wickline at SW Mississippi in 1996, served three seasons at the helm of the Statesmen football program, leading DSU to the 2000 Gulf South Conference and the NCAA Division II National Championship with a 14-1 mark. He compiled a 27-8 overall record and a 20-7 mark in the GSC during his three years. Following the 2000 season, Campbell was named the Chevrolet, Frank Leahy and *Don Hansen's Football Gazette* National Coach of the Year.

Campbell's .771 winning percentage was among the best in school history and he left DSU ranked fifth among coaching victories and fourth in conference victories.

Campbell served three seasons, the final two as head coach, at Southwest Missis-

sippi Community College before returning for his second stint at DSU. He was named head coach in 1997 after serving the 1996 season as offensive backfield coach at SMCC. During his two seasons as head coach, the Bears posted a record of 12-8. Southwest Mississippi Community College registered its first winning season in 12 years with a 7-3 record in 1998.



He began his coaching career in 1988 as a graduate assistant at Auburn University under Pat Dye. The Tigers claimed two Southeastern

Conference championships and played in the 1989 Sugar Bowl and 1990 Hall of Fame Bowl games.

Campbell's first stop at Delta State was in 1990. He served two years as offensive line coach and one season as the offensive coordinator under Dr. Don Skelton.

Campbell left DSU after the 1992 season for Nicholls State University, where he

spent three seasons as offensive coordinator under his former Troy State head coach Rick Rhoades. Following the 1995 campaign, Campbell moved to Southwest Mississippi Community College. While at SMCC he coached three JUCO All-Americans and had 25 players sign with Division I schools over a two-year span. His offense led the MACJC in rushing yardage both years. Campbell served as the head coach of the South squad in the 1998 MACJC All-Star game, leading the South to a 13-12 victory.

He was a four-year starting center at Southeastern Louisiana (1984 and 1985) and Troy State (1986 and 1987). He was a member of the 1987 Troy State team that claimed the NCAA Division II National Football Championship with a 31-17 win over Portland State. Campbell was a First-Team All-Gulf South Conference selection that same season.

Campbell earned his BS degree in Economics from Troy State University in 1988 and his MBA from Auburn University in 1990.

The Pensacola, FL, native is married to the former Shellie Norton also of Pensacola, FL, and they have two children, a daughter, Kelsie, and a son, Steven.

### Personal

Birthdate: 4/11/66

Hometown: Pensacola, FL

Family: *Wife:* Shellie; *Daughter:* Kelsie; *Son:* Steven

### Education

High School: Tate (Cantonment, FL)

College: Troy State, 1988

### Playing Experience

1984-85: Southeastern Louisiana

1986-87: Troy State

### Coaching Experience

2002-: Middle Tennessee

1999-01: Delta State (Head Coach)

1997-98: SW Miss. CC (Head Coach)

1996: SW Miss. CC

1993-95: Nicholls State

1990-92: Delta State

1988-89: Auburn

### Bowl Experience

2000: NCAA Division II Championship

1990: Hall of Fame Bowl

1989: Sugar Bowl

1987: NCAA Division II Championship



The Campbell family (l-r): Kelsie, Shellie, Steve, and Steven.

# Steve Davis

## Defensive Coordinator/Outside Linebackers



Steve Davis is in his second season as defensive coordinator for coach Andy McCollum. Davis, who has been a part of two undefeated regular seasons over the past seven years, came to Middle Tennessee after serving as defensive backs coach for Southern Miss in 1999. Davis recruits all of north Alabama.

In his first year at Middle Tennessee, the Blue Raiders improved five spots in the national rankings for total defense from the previous year, while leading the Sun Belt Conference in sacks. Three players off the 2001 defensive unit were named first team all-Sun Belt.

A 1975 graduate of Livingston (now the University of West Alabama), Davis spent the 1999 season as the defensive backs coach for Southern Miss, where he helped lead the Golden Eagles to a Conference USA and Liberty Bowl championship. Davis sat out the 2000 campaign due to family obligations, and while off the college sidelines he volunteered at Petal High School in Petal, MS, and helped guide them to a 9-3 mark.

Prior to Southern Miss, Davis spent stints as linebackers coach at Tulane, defensive coordinator at Troy State, cornerbacks coach at Auburn, defensive backs coach at LSU and another period with Southern Miss as a defensive backs coach from 1987-90. Davis has also coached at Livingston, North Alabama, and East Mississippi Community College.

Davis, who was named to the Livingston

all-Decade team and to the Livingston Hall of Fame, has spent over half his life coaching football. He has been a part of five bowl games, numerous playoff appearances, and helped Tulane to the 1998 Conference USA and Liberty Bowl titles. Davis, who coached the Green Wave from 1997-98, was instrumental in the team's perfect 12-0 season in 1998.

Before his time in New Orleans, Davis was the defensive coordinator at Troy State from 1995-96. During his two years, the Trojans' defense was ranked among the top five in I-AA and the Trojans enjoyed a pair of Top 10 rankings and two I-AA playoff appearances. In 1995, Troy finished the regular season 11-0.

Davis, 49, went to TSU from Auburn where he served a year (1994) working with cornerbacks. Prior to that, he was the defensive backfield coach at Louisiana State from 1991-93.

During his first stop at Southern Miss (1987-90), Davis served as secondary coach and was in charge of the punt block and return teams. The Golden Eagles made bowl appearances to the Independence (1988) and All-American (1990) in his four years on the staff.

Regarded as one of the top secondary coaches in the country, Davis spent

the 1985 and 1986 seasons as the defensive coordinator at Livingston University. He also worked with the defensive backfield and linebackers, while being responsible for recruiting south Alabama and Florida. While at LU, the Tigers ranked second in the Gulf South Conference in defense, third nationally in pass defense and 18<sup>th</sup> in total defense.

Davis has also been the secondary coach at North Alabama (1980-84), where he was a part of two conference championship teams. He was also the defensive coordinator at East Mississippi Junior College from 1977-79 and a graduate assistant at Livingston from 1975-76.

Davis played four years at Livingston, serving as team captain in 1974 and earning all-conference honors in 1973. He was a member of the 1971 Tiger NAIA national championship team and is a member of the LU Hall of Fame, and the Team of the Decade.

Davis, who earned his master's from Livingston in 1977, is married to the former Brenda Hasty of Linden, AL, and the couple has one child, Whitney (17).



### Personal

Birthdate: 6/13/52  
Hometown: Aliceville, AL  
Family: *Wife:* Brenda; *Daughter:* Whitney

### Education

High School: Aliceville  
College: Livingston (1977)

### Playing Experience

1971-74: Livingston

### Coaching Experience

2001-: Middle Tennessee  
1999: Southern Miss  
1997-98: Tulane  
1995-96: Troy State  
1994: Auburn  
1991-93: LSU  
1987-90: Southern Miss  
1985-86: Livingston  
1980-84: North Alabama  
1977-79: East Mississippi JC  
1975-76: Livingston (GA)

### Bowl Experience

1999: Liberty Bowl  
1998: Liberty Bowl  
1990: All-American Bowl  
1988: Independence Bowl  
1975: Pioneer Bowl



The Davis family (l-r): Whitney, Steve, and Brenda.

# Kevin Fouquier

**Asst. Head Coach/Linebackers/Rec. Coord.**



Assistant head coach in charge of Linebackers and recruiting coordinator Kevin Fouquier is in his second season at Middle Tennessee.

Fouquier recruits the areas of southeast Georgia and central Tennessee.

Fouquier, who was elevated to assistant head coach in February of 2002, came to Middle Tennessee after serving as defensive coordinator at Central Arkansas in 2000.

In his first season, Fouquier was instrumental in the development of Scotty Brown, one of the Sun Belt's top linebackers. Brown, a first team all-SBC pick, was a three-time player of the week winner and finished third in the league in sacks and 12th in total tackles.

Fouquier got his coaching start as a student assistant at Louisiana-Lafayette from 1985-89. There he was the tight ends coach while assisting with the wide receivers and offensive line.

He spent the 1990 season as a graduate assistant at Texas-El Paso,

working with wide receivers and the scout team defense. At UTEP, Fouquier was able to work with Blue Raider head coach Andy McCollum, who was the Miners' linebackers and special teams coach.

In the spring of 1991, Fouquier moved to Tuerlings Catholic High School in Lafayette, LA, to become the defensive coordinator.

Fouquier then moved to Texas A&M where he assisted with the defensive line, scout team, and special teams in 1991 and 1992. In 1991, the Aggies were South-west Conference Champions, had the No. 1 ranked defense in the country, and finished with a number five team ranking. Both seasons at Texas A&M for Fouquier ended in Cotton Bowl berths.

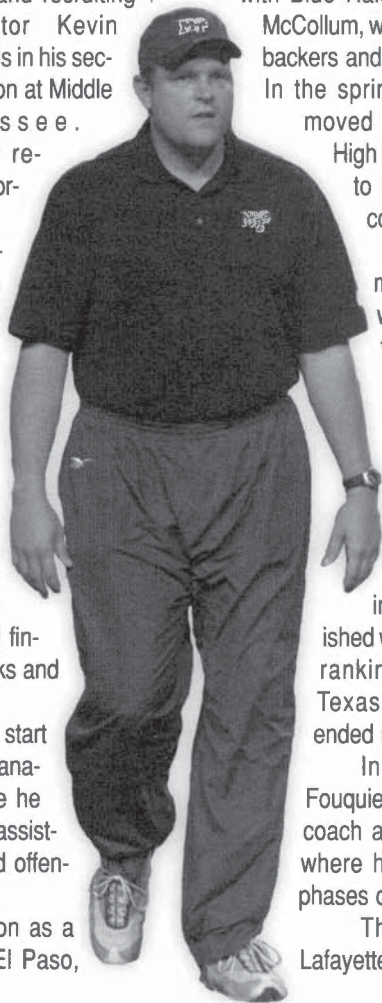
In 1993 and 1994, Fouquier was the defensive line coach at Sam Houston State, where he also assisted in all phases of special teams.

The former Louisiana-Lafayette player then joined the

staff at Louisiana Tech in 1995, where he served as defensive line coach through the 1999 season. Fouquier also added the title of recruiting coordinator for the Bulldogs in 1999.

The Franklin, LA, native received his bachelor's degree from USL (now Louisiana-Lafayette) in 1989 and has taken courses toward a master's in education at UTEP and Texas A&M.

Fouquier is married to the former Christine Rodriguez of El Paso, and they have four children: Kevin, 9; Victoria, 8; Analise, 3; and newborn Carmon-Louise.



The Fouquier family (l-r): Kevin II, Christine, Analise, Kevin, and Victoria.

## Personal

Birthdate: 6/29/65

Hometown: Franklin, LA

Family: *Wife:* Christine; *Children:* Kevin, Victoria, Analise, Carmon-Louise

## Education

High School: Hanson Memorial

College: Louisiana-Lafayette (1989)

## Playing Experience

1985: Louisiana-Lafayette

## Coaching Experience

2001-: Middle Tennessee

2000: Central Arkansas

1995-99: Louisiana Tech

1993-94: Sam Houston State

1991-92: Texas A&M

1991: Tuerlings High School (spring only)

1990: UTEP (GA)

1985-89: Louisiana-Lafayette (SA)

## Bowl Experience

1993: Cotton Bowl vs Notre Dame

1992: Cotton Bowl vs Florida State

## Other

1992: Pigskin Classic vs Stanford

1998: Eddie Robinson Classic vs Nebraska

# Darin Hinshaw

## Running Backs



Darin Hinshaw, a former Central Florida passing great, is in his second season as the Blue Raiders' running backs coach.

Hinshaw recruits the areas of southwest Georgia, Florida, and south Alabama.

Under Hinshaw, the Blue Raiders had two of the top five rushers in the SBC last year, along with the top rushing attack. Record breaker Dwone Hicks, who rushed for over 1,000 yards, was the nation's second leading scorer in 2001 and is a Heisman Trophy candidate this year.

Hinshaw, 29, made his way to Middle Tennessee after serving on Mike Kruczek's staff at UCF from 1999-2000. The 1993 UCF graduate spent the 1999 campaign as a graduate assistant with the responsibility of coaching tight ends and assisting the head coach with the quarterbacks.

In 2000, the former Golden Knight signal-caller took over the quarterback coaching duties to mark the first time someone other than Kruczek had guided the quarterbacks since 1985. In that first season, Ryan Schneider threw for 2,334 yards, 21 touchdowns and completed 62 percent of his passes. In a win over Alabama, Schneider registered 283 yards through the air.

As a player, Hinshaw set numerous

school records for the Golden Knights, including the career passing mark with 9,000 yards. During his time under center, UCF had a combined 28-16 record, including a 9-3 mark and an appearance in the I-AA playoffs in 1993.

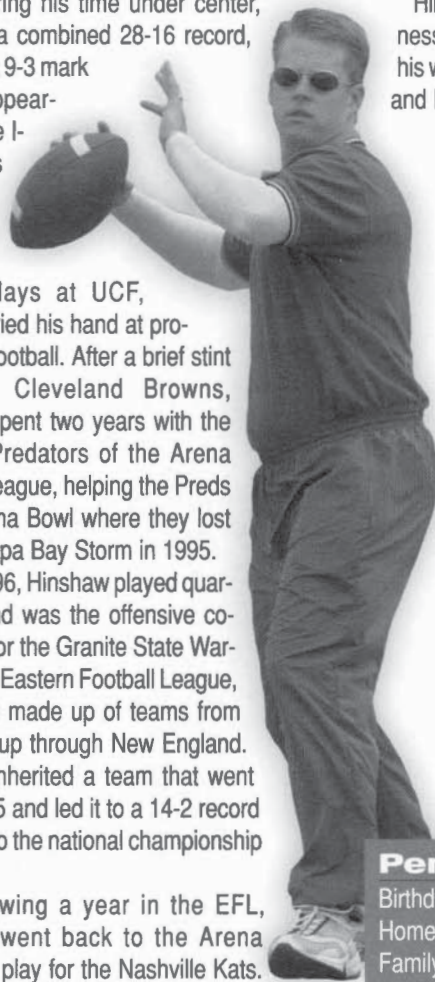
Following his playing days at UCF, Hinshaw tried his hand at professional football. After a brief stint with the Cleveland Browns, Hinshaw spent two years with the Orlando Predators of the Arena Football League, helping the Preds to the Arena Bowl where they lost to the Tampa Bay Storm in 1995.

In 1996, Hinshaw played quarterback and was the offensive coordinator for the Granite State Warriors of the Eastern Football League, which was made up of teams from New York up through New England. Hinshaw inherited a team that went 2-8 in 1995 and led it to a 14-2 record and a trip to the national championship game.

Following a year in the EFL, Hinshaw went back to the Arena League to play for the Nashville Kats.

After a short stay in Nashville, Hinshaw decided to pursue college coaching at UCF.

Hinshaw, who earned his master's in business administration from UCF in 1996, and his wife, Pam, have two daughters; Sydney and Hayley, and a son, Darin, Jr.



### Personal

Birthdate: 6/6/72  
Hometown: Punta Gorda, FL  
Family: *Wife:* Pam; *Children:* Sydney, Hayley, Darin, Jr.

### Education

High School: Charlotte  
College: Central Florida (1993)

### Playing Experience

1991-94: UCF  
1994-95: Orlando Predators  
1996: Granite State Warriors  
1997: Nashville Kats

### Coaching Experience

2001-: Middle Tennessee  
1999-00: Central Florida

### Bowl Experience

1995: Arena Bowl



The Hinshaw family (l-r): Pam, Darin, Jr., Darin, Sydney, and Hayley.

# Alex Robins

## Quarterbacks



When it comes to coaching and developing quarterbacks, the Blue Raiders have the best in Alex Robins. The veteran coach, one of the more respected in the country, is

set to begin his 20th season at Middle Tennessee.

A huge reason for the Blue Raider offense being ranked fifth nationally in 2001 was the continued development Robins provided for signal-caller Wes Counts. Counts, who ended his career owning every passing record in school history, was the nation's completion percentage leader in 2001 and the Sun Belt Conference's Player of the Year.

During MT's 2000 6-5 campaign, Robins platooned quarterbacks Counts and Jason Johnson. The two combined for 2,542 passing yards, 12 touchdowns and completed 59.3 percent of their passes. With the two capable juniors under center, the Blue Raiders finished with the 16th-rated offense in the nation.

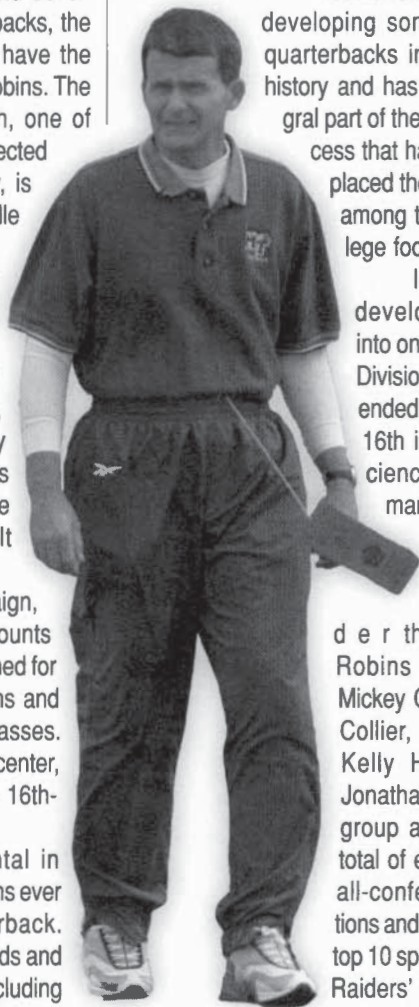
In 1999, he was instrumental in Counts having one of the best seasons ever for a Middle Tennessee quarterback. Counts broke five single-game records and set six new single-season marks, including

passing yards and 300-yard games.

Robins is responsible for developing some of the top quarterbacks in Blue Raider history and has been an integral part of the offensive success that has consistently placed the Blue Raiders among the best in college football.

In 1998, Robins developed Counts into one of the best in Division I-AA. Counts ended the year rated 16th in passing efficiency as a freshman.

Other Blue Raider standouts under the tutelage of Robins have been Mickey Corwin, Marvin Collier, Phil Ironside, Kelly Holcomb and Jonathan Quinn. This group accounts for a total of eight first team all-conference selections and holds six of the top 10 spots on the Blue Raiders' list of all-time



The Robins family (l-r): Peggy and Alex

career passers. Holcomb, the MVP of the Gray team at the 1994 Blue-Gray All-Star game, and Quinn are currently backups on NFL rosters, while Counts completed his first year of Arena League Football this past summer.

Robins made his way to Murfreesboro in 1983 after working with the offensive backs for 10 seasons at Mars Hill (NC) College.

He coached for two years at the University of Richmond and served another two-year hitch at Brunswick (GA) High School.

The likeable and efficient Robins was a star running back at Woodberry Forest School in Orange, VA, and then at Maryville (TN) College, where he played for John Tomlinson and was a three-time all-area player.

Robins, who recruits east Tennessee and South Carolina, is married to the former Peggy Smith and they have two sons, Trey and Matt.

### Personal

Birthdate: 5/4/44

Hometown: Richmond, VA

Family: *Wife:* Peggy; *Children:* Trey, Matt

### Education

High School: Woodberry Forest

College: Maryville College

### Playing Experience

1965-69: Maryville College

### Coaching Experience

1983-: Middle Tennessee

1973-82: Mars Hill

1971-72: University of Richmond (GA)

1969-70: Brunswick High School

### Postseason Experience

1994: I-AA Playoffs (First Round)

1992: I-AA Playoffs (Quarters)

1991: I-AA Playoffs (Quarters)

1990: I-AA Playoffs (First Round)

1989: I-AA Playoffs (Quarters)

1985: I-AA Playoffs (Quarters)

1984: I-AA Playoffs (Semis)

# Fred Tate

## Defensive Line



coach.

Tate recruits the areas of west Tennessee, north Mississippi, and the Mississippi junior college's

Prior to joining the Blue Raiders, Tate was the defensive line coach for Southwest Texas in 2001. That year, Tate coached two players off his defensive unit at SWT who earned Associated Press All-American honors (DT Clenton Ballard and LB Greg Pitts).

At SWT, Tate also worked with the football program's community service outreach and was the liaison for the Life Skills program. Tate also acted as the team's NFL scout host.

In 2000, Tate was the defensive line

Fred Tate, a former player at Southern Miss, begins his first season as a member of Andy McCollum's Blue Raider coaching staff. Tate will serve as the team's defensive line

coach for East Mississippi Community College after serving in the same capacity at Jacksonville State in 1998 and 1999.

In addition, he oversaw academics, student activities, and housing at East Mississippi, while working with special teams and extensive recruiting responsibilities at Jacksonville State. Prior to working at JSU, Tate worked at East Central Community College for one season.

A 1997 graduate of Southern Mississippi, Tate was a two-year letterwinner at defensive end and tackle, helping the Golden Eagles to a Conference USA championship. Prior to Southern Miss, Tate played two years at East Central (Miss.) Community College, earning All-America recognition for his play.

Tate, a member of the American Football Coaches Association, also spent five years in the United States Army Airborne following high school and earned the Army Commendation Medal.



Fred Tate, Defensive Line Coach

### Personal

Birthdate: 10/31/68  
Hometown: Hattiesburg, MS  
Family: Single

### Education

High School: North Forrest  
College: Southern Miss, 1997

### Playing Experience

1993-94: East Central (MS) CC  
1995-96: Southern Miss

### Coaching Experience

2002-: Middle Tennessee  
2001: Southwest Texas State  
2000: East Mississippi CC  
1998-99: Jacksonville State  
1997: East Central CC

# Floyd Walker

## Tight Ends



Floyd Walker, who has been involved with Blue Raider football as a player or coach since 1983, begins his 11th season as a full-time assistant at Middle Tennessee. Walker will coach the tight ends for head coach Andy McCollum for the fourth straight year.

Walker has been instrumental in the success of Middle Tennessee's high powered offensive attack the past three years. The offense has been ranked in the nation's top 20 the past two years, including a No. 5 ranking in 2001.

The 1989 Blue Raider graduate also coaches the Middle Tennessee kickoff return teams, which has shown marked improvement over the past three years. Under Walker's tutelage, the kickoff return teams have gone from a ranking of 90th nationally in 1999 to No. 26 last season.

Walker, who was a player on Blue Raider teams for which McCollum was an assistant coach, arrived on campus at Middle Tennessee in the fall of 1983 as a walk-on.

One of the smallest collegiate football players in NCAA history (5-3, 139 pounds), Floyd quickly became a crowd favorite as a darting runner who was willing to play hard-nosed football. Walker averaged nearly four yards per carry despite his monumental lack of size.

After redshirting in 1983, Walker was a part of the 1984 and 1985 teams that made the I-AA playoffs. The '84 club finished 11-3 and advanced to the third round of the playoffs, while the '85 team earned a No. 1 national ranking and registered a perfect 11-0 regular season. During the four years Walker played, the Blue Raiders went 34-14-0.

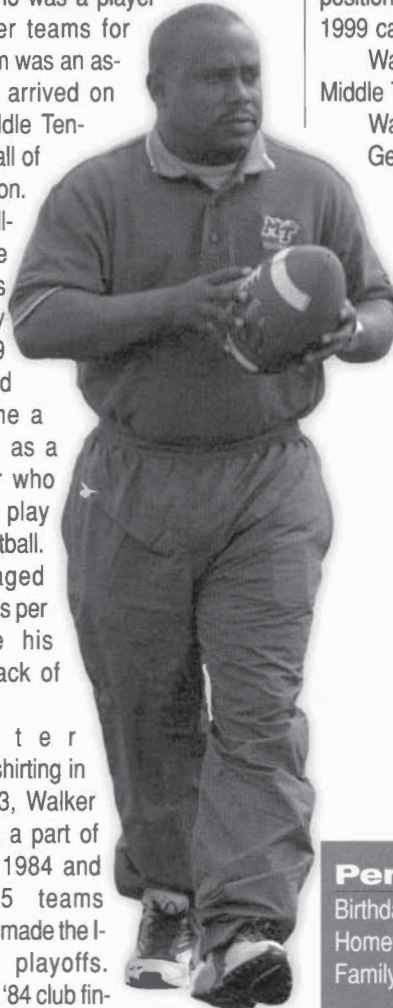
A native of Clarksville, TN, Walker has worked with four different positions since his start on the coaching staff in 1988. He started his career with the running backs before joining the other side of the ball as outside linebackers coach. Walker then went back to teach the running backs and later returned to coach the outside linebackers before moving to receivers coach in 1997. Walker handled his fourth

position as tight ends coach beginning with the 1999 campaign.

Walker earned his bachelor's degree from Middle Tennessee in 1989.

Walker recruits Atlanta, the north central Georgia region, and Chattanooga.

Walker is single.



**Since stepping on the field for the first time at Middle Tennessee in 1983, Floyd Walker has been a part of 140 Blue Raider wins, 13 postseason games, and five conference championships in his 19 seasons.**



Floyd Walker, Tight Ends Coach

### Personal

Birthdate: 7/25/65

Hometown: Clarksville, TN

Family: Single

### Education

High School: Montgomery Central

College: Middle Tennessee (1989)

### Playing Experience

1983-87: Middle Tennessee

### Coaching Experience

1988-: Middle Tennessee

### Postseason Experience

1994: I-AA Playoffs (First Round)

1992: I-AA Playoffs (Quarters)

1991: I-AA Playoffs (Quarters)

1990: I-AA Playoffs (First Round)

1989: I-AA Playoffs (Quarters)

1985: I-AA Playoffs (Quarters)

1984: I-AA Playoffs (Semis)

# Robb Rogers

## 1996 National Strength Coach of the Year



The football program at Middle Tennessee has enjoyed a recent wave of success and a major reason for that success has been the work of Robb Rogers and the strength staff.

Rogers, who joined Andy McCollum's staff in 1999, is the team's head strength and conditioning coach.

The 1996 National Strength Coach of the Year, Rogers is in his fourth year at Middle Tennessee where his strength program has given the Blue Raiders an advantage on the gridiron. Rogers also doubles as a motivational speaker in his spare time.

Rogers, whose specialty is injury prevention and speed development, previously worked with McCollum at Baylor University.

"Robb is absolutely the best in the business," McCollum said. "He has been a huge reason why we have continued to improve on the field. He loves working with college athletes and he always seems to have them ready on gameday. I cannot stress enough what he has meant to this program."

Prior to his arrival in Murfreesboro, Rogers was the strength coach for the St. Louis Blues of the National Hockey League from 1998-99.

Before working with the Blues, Rogers spent five years at Baylor University (1993-

98). During his time with the Bears, Rogers earned his 1996 National Strength Coach of the Year award, while also winning the Southwest Conference's top honor in 1996. In 1994, Rogers was a national finalist for the NSCA Strength Coach of the Year honor.

Before his tenure at Baylor, Rogers worked four years as strength coach for Southern California, where he won the program's spirit award in 1992.

Rogers was an assistant at Missouri for seven seasons (1982-89), where he received his masters of science in human performance/sport psychology in 1987.

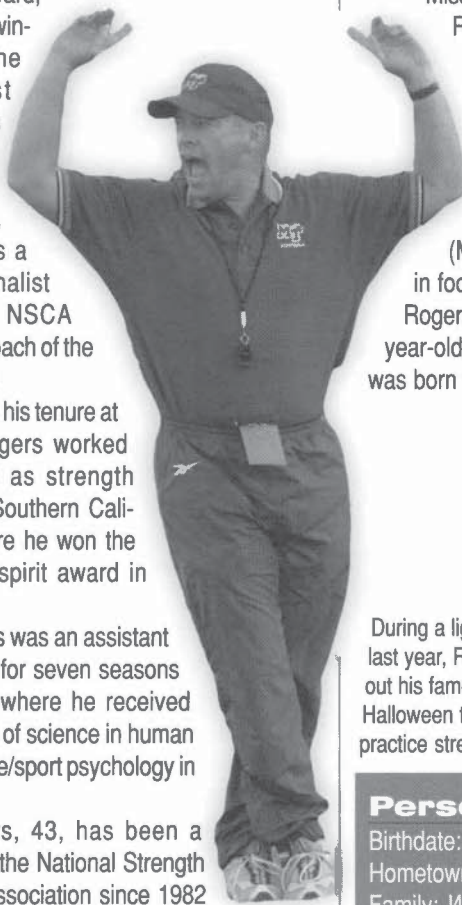
Rogers, 43, has been a member of the National Strength Coaches Association since 1982 and is a certified strength and conditioning specialist and a Level I coach in the

United States Weightlifting Federation. He also has a Lifetime Teaching Certificate from the Missouri Department of Education.

Rogers attended Southwest Missouri State and served as a student strength and conditioning coach for two years (1981-82). He received a bachelor's degree in physical education in 1982.

Rogers prepped at Houston (Mo.) High School, where he starred in football, track, and baseball.

Rogers and his wife Michele, have a 7-year-old son, Trent, and a son Drake, who was born this past February.



During a lighter moment last year, Rogers brought out his famous outfit on Halloween to conduct pre-practice stretching.



### Personal

Birthdate: 1/18/59

Hometown: Houston, MO

Family: *Wife:* Michele; *Sons:* Trent, Drake

### Education

High School: Houston (MO)

College: Southwest Missouri, 1982

### Previous Experience

1999-: Middle Tennessee

1998-99: St. Louis Blues (NHL)

1993-98: Baylor

1989-93: Southern California

1982-89: Missouri

### Postseason Experience

1999: 1st & 2nd Rd. of NHL Playoffs


1994: Alamo Bowl

1992: Freedom Bowl

1990: Sun Bowl ('90 season)

1990: Rose Bowl ('89 season)

1983: Holiday Bowl



The Rogers family (l-r): Trent, Michelle, Drake, and Robb.

# Tom Fiveash

## Director of Football Operations



A former assistant coach for 15 years at Middle Tennessee, Tom Fiveash begins his fourth season as the director of football operations.

Fiveash is responsible for all operations dealing with the football program. He's an administrative assistant to the head coach, organizes recruiting weekends, as well as Middle Tennessee's camps and clinics. Fiveash, who will also be involved with on-campus recruiting, oversees the equipment department and the program's budget. But one of his biggest jobs during the season is handling all of the team's travel plans, while organizing and setting up all meeting rooms and team meals.

### Personal

Birthdate: 8/11/42

Hometown: Franklin, TN

Family: *Wife:* Betsy; *Children:* Beth, Paul

### Education

High School: Battleground Academy

College: Middle Tennessee (1965)

### Playing Experience

1962-65: Middle Tennessee

1960-61: University of Tennessee

### Coaching Experience

1994-98: Middle Tennessee

1992-93: Father Ryan HS (head coach)

1983-90: Middle Tennessee

1981-82: Social Circle HS (head coach)

1979-80: Middle Tennessee

1978: Austin Peay

1972-76: Worth Co. HS (head coach)

1971: Thomasville Central HS (head coach)

1966-70: Tifton High School

### Postseason Experience

1994: I-AA Playoffs (First Round)

1990: I-AA Playoffs (First Round)

1989: I-AA Playoffs (Quarters)

1985: I-AA Playoffs (Quarters)

1984: I-AA Playoffs (Semis)

Most recently, Fiveash added football scheduling to his list of duties.

Fiveash, an original member of former coach Boots Donnelly's staff at Middle Tennessee in 1979, was an all-OVC tackle in the early '60s for the Blue Raiders.

Following graduation in 1965, Fiveash spent the next 12 years in Georgia's high school coaching ranks before joining Donnelly at Austin Peay in 1978.

Fiveash moved with Donnelly to Middle Tennessee in 1979 before returning to Georgia in 1981 to head the program at Social Circle High School.

He returned to the Blue Raiders in 1983, where he coached the defensive line through the 1990 season. In 1992, Fiveash was named the head coach at Father Ryan High School, where he remained before returning to Middle Tennessee in 1994.


After spend-

ing most of his career coaching the defensive line at Middle Tennessee, Fiveash took over as offensive line coach in 1994. In 1997 and 1998, Fiveash was the defensive coordinator for the Blue Raiders.

He and his wife, Betsy, have a daughter, Beth, a son, Paul, and one granddaughter, Hailey.



In his customary fashion, Tom Fiveash picks a discreet place at the stadium to watch the game.



**"Tom has been invaluable to me and this program. He has a big job and he does it extremely well. When you talk about loyalty and hard working, Tom Fiveash comes to mind immediately."**

**- Andy McCollum**

# Support Staff

## JASON MCMANUS

*Graduate Assistant/Strength & Cond.  
3rd Year/Gardner-Webb, 2000*



Graduate Assistant Jason McManus is in his third year under head coach Andy McCollum as a member of the Blue Raider coaching staff.

The Newton, NC, native was a four-year player at Gardner-Webb where he competed as a punter. McManus, who led the conference in net punting in 1999, was a two-year starter as a punter.

Prior to moving on to the college ranks, McManus was a standout player at Newton-Conover High School. He was a punter and placekicker for two years and earned all-conference and all-Piedmont North Carolina honors as a punter in 1995.

McManus, who received his bachelor's degree in physical education in 2000, earned the school's Outstanding Physical Education Major's Award as a senior.

McManus began his coaching career at Gardner-Webb where he served as a student assistant at GWU in the spring of 2000. McManus worked with wide receivers and the special teams unit.

McManus joined the Blue Raider staff in the fall of 2000 as a volunteer assistant. He worked with the kickers, punters and assisted the special teams coach. Under his guidance, freshman Brian Kelly enjoyed a stellar year by making 11-of-13 field goals in 2000, including the game-winner in overtime against Louisiana-Lafayette. Kelly started his career like a veteran by making his first five attempts.

McManus, who is single, earned his master's degree in physical education from Middle Tennessee in May of 2001.

### PERSONAL

**Birthdate:** 12/4/77  
**Hometown:** Newton, NC  
**High School:** Newton-Conover  
**College:** Gardner Webb, 2000  
**Playing Experience:** Gardner-Webb (1996-99)  
**Coaching Experience:** Middle Tennessee (2000-/Student Assistant)

## BOBBY BARLOW

*Head Trainer  
4th Year/Mississippi, 1987*



Bobby Barlow is set to begin his fourth full year with Middle Tennessee as the athletic department's head trainer.

Along with overseeing the entire training operation, Barlow is also the primary liaison for the football program.

In 2001, Barlow played a major role in planning Middle Tennessee's new training room facility. The new area allows Barlow and his staff to assess injuries in a more efficient manner, thus providing the athlete a greater advantage of recovery.

Barlow, 38, came to Middle Tennessee in 1999 after spending the previous three years as director of Sports Medicine and head athletic trainer at the University of Mississippi Medical Center.

Prior to his time at the Medical Center, Barlow was the head athletic trainer at Mississippi College from 1988 to 1996. At Mississippi College he made all decisions concerning athletic injuries, organized travel of all Mississippi College's ath-


letic teams, and was the director of the Mississippi College intramural sports program. Also during his time at Mississippi College, Barlow was the head athletic trainer for the Mississippi High School All-Star football and baseball games. From 1992-96, Barlow was an adjunct faculty member who was responsible for teaching advanced athletic training to undergraduate students.

During the time of 1990 to 1996, Barlow was an athletic training consultant for the Mississippi Sports Medicine and Orthopaedic Center, where he worked with various trainers in the coverage of numerous college, high school, and recreational sporting events.

Barlow, who has been the instructor the past 10 years for the University of Southern Miss Trainers Camp, was the team athletic trainer for the Minnesota Twins Rookie League team in Elizabethton, TN, during the summer of 1986.

A certified member of the National Athletic Trainers Association, Barlow earned his bachelor's degree from the University of Mississippi in 1987. In 1991, he received his master of education from Mississippi College.

A native of Jackson, MS, Barlow and his wife Susanne have a daughter, Jordan, 5, and a son, Bishop, 3.



The Barlow family (l-r): Jordan, Susanne, Bishop, and Bobby.

## KEVIN PARKER

Assistant Trainer

4th Year/Miami, OH, 1995



Kevin Parker is in his fourth season as the assistant trainer for Blue Raider athletics.

Parker's main responsibility is men's basketball, while assisting Bobby Barlow with football. Parker also

oversees baseball, soccer, and men's and women's tennis.

Parker arrived at Middle Tennessee after two years as the head trainer at Martin Methodist College. In 1999, he coordinated the sports medicine program for all 12 sports at the school on the NAIA level.

A native of Cincinnati, Ohio, Parker earned his B.S. in education and a B.S. in health and sports studies at Miami (Ohio) University in 1995 and an M.Ed. in exercise science from Auburn in 1997.


Previously, Parker had worked as a student trainer while attending Miami, working with such sports as men's basketball and football. During the summer of 1993, Parker worked as a student athletic trainer intern for the NFL's Cincinnati Bengals. Parker assisted in all facets of the training program and worked closely with head trainer Paul Sparling during the teams summer training camp in Wilmington, Ohio. He then worked with the women's volleyball team as a graduate assistant while attending Auburn.

Parker is single and resides in Murfreesboro.

## MICHAEL MCGRADY

Equipment Manager

1st Year/Middle Tennessee, 1999



After spending six years as a student manager, Michael McGrady is in his first year as the Blue Raiders' full-time equipment manager.

McGrady is responsible for issuing and maintaining all athletic equipment, as well as supervising several student managers. Along with the day-to-day operation of the equipment room, McGrady also assists in recruiting and camp weekends.

McGrady started as a student assistant with the football program in 1994 before being

elevated to the head student equipment manager in 1998. McGrady was the head equipment manager for two years before going to work at Ajax-Turner Distributors in Nashville.

McGrady made his way to Murfreesboro after graduating from Father Ryan in 1994. McGrady lettered four years in baseball as an outfielder at Father Ryan. He earned honor-

able mention all-state honors and was on the all-metro all-star team in football.

In 1999, McGrady earned his bachelor's degree from Middle Tennessee in criminal justice.

## BLUE RAIDER SECURITY & TECHNICAL SUPPORT



**Roger Evans**  
Technician  
(team headsets)



**Chip Miller**  
Tennessee Highway  
Patrol



**Don Nicholson**  
Tennessee Highway  
Patrol



**Tommy Wright**  
MTSU Public Safety

## VIDEO STAFF



**Josh Bost**



**Brian Wise**

The Middle Tennessee football video staff, who provide a myriad of services to the program, is run exclusively by student assistants.

Their duties include filming all practices, games, and clinics, while also making highlight tapes and putting together opponent breakdowns during the season. In the offseason, they make season cut-ups for both sides of the ball and create recruiting tapes and drill tapes for incoming players.

The staff works year-round and they can be found working late at night in the Murphy Center copying tapes and handling various other video needs for the coaching staff.

Josh Bost, a senior from McMinnville, TN, is in his fifth year on the staff. Bost, who plans to make a career as a video coordinator, attended Warren County High School where he graduated in 1998.

Brian Wise from White House, TN, is also on the staff. Wise, a transfer from Volunteer State Community College, is a history major with minors in geography and education. Wise, who played football and soccer in high school, would like to jump into coaching in the near future.

Jim Campbell, a senior from McMinnville, TN, is beginning his third season with the Blue Raiders.

In the fall, the video staff will also gain the services of freshman Erik Bartlett from Blackman High School in Murfreesboro.



# ADMINISTRATION

# Dr. Sidney McPhee

## President



Sidney A. McPhee became the tenth president of Middle Tennessee State University on August 1, 2001. His formal inauguration and investiture was held April 19,

2002.

Prior to his current appointment, McPhee served as executive vice chancellor of the Tennessee Board of Regents (TBR) since April 2000. He was interim chancellor from January to April 2000 and prior to that was vice chancellor for academic affairs and strategic planning. Before joining the TBR staff in 1999, McPhee spent five years at the University of Memphis, first as vice provost for academic affairs, then as senior vice provost.

Before the move to Tennessee, McPhee was at the University of Louisville where he was associate provost for academic programs, assistant university provost, and director of the preparatory division. Earlier in his academic career, he was at Oklahoma State University where he served as director of the Division of Freshman Programs and Services and head of the University Academic Assessment Center, coordinator of advisement services and senior academic counselor, and assistant adjunct professor.

McPhee holds the B.A. degree from Prairie View A & M University, Prairie View, Texas; an M.S. from University of Miami, Coral Gables, Fla.; and a doctorate from Oklahoma State University, Stillwater, Okla. He grew up in Nassau, Bahamas.

In commenting on McPhee's appointment, Tennessee Governor Don Sundquist said, "Dr. McPhee brings outstanding credentials to this post. He is a man of vision and intelligence, who will continue MTSU's long standing tradition of excellence in higher education. I wish him the best in this new endeavor."

In accepting the appointment, McPhee said, "To MTSU faculty, staff, students, alumni, and friends, I want you to know that I am totally committed to building on the excellent tradition of the institution. I will provide strong leadership in helping MTSU reach the status

of a major, top-rate comprehensive university in this region and the nation. We will continue to focus on improving the quality of our academic programs and students. We will continue our efforts to recruit and retain quality faculty and staff. My priority will be on working together as a team to achieve common goals



of the university such as strengthening partnerships with the community, business, industry, and the public school system." The president has announced three major initiatives for MTSU: quality, partnerships, and student-centered learning.

McPhee's current research interests include traditional counseling approaches and their relevance to cross cultural practices; academic advising; and attitudes of college students toward issues of diversity. He is one of three authors of *Understanding the Campus Culture: An Introduction to College*, published in 1991. He has authored numerous articles in scholarly journals, chapters in books, and grant publications. Recent examples include "Advising Multicultural Students" in *Academic Advising: A Comprehensive Handbook*; "Assessing Cultural Adaptation: Psychometric Properties of the Cultural Adaptation Pain Scale," in *Journal of Multicultural Counseling and Development*; and "Promoting Student Development Through Intentionally Struc-

tured Groups," in *College Student Affairs Journal*.

His extensive professional involvement includes service on a national advisory panel for development of advisor training video-based program; work as a book reviewer for Prentice-Hall Publishing Company; membership on the Tennessee Higher Education Commission Master Planning Committee; and membership on the College Board National Community College Advisory Committee.

McPhee and his wife, Elizabeth, have a son and daughter: Sidney-Anthony, 19, and Seneca, 16. His hobbies include collecting CDs and listening to music of all types.

The Tennessee Board of Regents is the nation's sixth largest higher education system, governing 45 post-secondary educational institutions. The TBR system includes six universities, 13 two-year colleges and 26 technology centers, providing programs to over 180,000 students in 90 of Tennessee's 95 counties.



Dr. McPhee helps a student move in a dorm room to start the academic year.

# Boots Donnelly

## Athletic Director



After serving in an interim role for over 14 months, James "Boots" Donnelly was named Middle Tennessee's fifth full-time athletic director on January 15, 2002. Donnelly earned his new role following a national

search conducted by school president Sidney McPhee.

Donnelly, 59, is one of the most recognized names in Middle Tennessee athletic history. He was a player on the football team in the early '60s, then became head football coach in 1979 and held that position for 20 years before resigning in 1998. Donnelly then spent the next two years as director of community relations in the athletic department before being selected by former president James Walker to take over as interim athletic director.

In a short time, Donnelly has already made a huge impact in his new role. The quick-witted Donnelly has secured a \$1 million pledge for the future construction of a Blue Raider Hall of Fame building, successfully contracted football games with Alabama and Tennessee for a combined revenue of \$1 million, and steered the renovation of Middle Tennessee's outdoor tennis complex. Donnelly has also hired a new men's basketball coach, women's golf coach, a new softball coach, and a women's soccer coach. He has also landed a new fundraiser to head up the BRAA.

Donnelly also has facility improvements lined up for women's softball, women's volleyball, and women's soccer.

In his 20 years as head coach of the Blue Raiders, Donnelly amassed an overall record of

140-87-1, ranking him as the eighth most successful head coach in NCAA Division I-AA history.

When Donnelly came back to his alma mater to assume the head coaching position, the Blue Raiders had not had a winning season in six seasons and hadn't won an Ohio Valley Conference title in 13 years. It took him three seasons to post a winning mark at Middle Tennessee, but from there the results speak for themselves.

During his illustrious career, Donnelly won four Ohio Valley Conference championships, had 10 National Top 25 finishes, made seven I-AA playoff appearances, had 14 players go on to play in the NFL, coached nine First Team All-Americans, had 12 OVC Players of the Year, was a three-time OVC Coach of the Year, and a two-time Regional Coach of the Year. Boots also received the National Football Foundation "Contribution to Football" award in 1989 and was named the Tennessee Sports Writers Coach of the Year in 1988 and again in 1994.

A member of the Blue Raider Hall of Fame (1993), Donnelly was inducted into the Tennessee Sports Hall of Fame in 1997.

His coaching career began at Nashville's Father Ryan High School, where he had been a top-flight, all-around athlete. He was an assistant coach there for eight years before becoming head coach in 1974, leading Ryan to a 21-1 record over two seasons, including a perfect 13-0 mark and the Tennessee Class AAA title in '74.

Donnelly had been the Nashville Interscholastic League's Player of the Year in 1960, before enrolling at Middle Tennessee, where he played as a defensive back for three seasons. He passed up his final year of eligibility with the Blue Raiders in 1965 to complete his degree. He added a master's degree from Middle Tennessee in 1966.

Donnelly's ties to Middle Tennessee don't begin with coaching. He played football for the Blue Raiders from 1962-64 under another legendary Blue Raider coach, Charles "Bubber" Murphy. During his time as a player, Middle Tennessee compiled an overall record of 22-8-1.

Donnelly is married to the former Carole Holzapfel. The couple has three daughters - Bunny, Helen, and Lauren - along with two grandsons and one granddaughter.



**Boots Donnelly addresses the media, fans, and community after being named the school's fifth full-time athletic director.**



### BOOTS' HONORS

- 1960 Nashville Interscholastic League Player of the Year
- 1977 OVC Coach of the Year (Austin Peay) 1977 OVC Champions
- 1983 OVC Co-Coach of the Year (MT)
- 1984 NCAA Region 3 Coach of the Year (MT)
- 1985 OVC Coach of the Year (MT) 1985 NCAA Region 3 Coach of the Year (MT) 1985 OVC Champions
- 1988 TSWA Coach of the Year (MT)
- 1989 OVC Coach of the Year (MT) 1989 National Football Foundation "Contribution to Football" Award 1989 OVC Champions
- 1990 OVC Co-Champions
- 1992 OVC Champions
- 1993 Induction to Blue Raider Sports Hall of Fame
- 1994 TSWA Coach of the Year
- 1997 Induction into Tennessee Sports Hall of Fame

# Support Staff

## Bios on Blue Raider Staff Personnel

### JOHN BROOKS

*Football Ticket Manager  
3rd Year*



John Brooks begins his third year as the assistant director of Ticket Operations at Middle Tennessee and his first as the football ticket manager.

Brooks has worked 10 years in the ticketing business, beginning in 1992 as a customer service representative for Ticketmaster.

The South Pittsburg, TN, native moved up to box office manager of the Starwood Amphitheatre, now the AmSouth Amphitheatre, in 1994 where he was responsible for all season and in-house ticketing. During his three years as box office manager, Brooks implemented the first fully automated Box Office in the Nashville area with online credit card authorization.

In 1996, Brooks became a client representative and event creations coordinator for Ticketmaster. In that role he oversaw all Ticketmaster system training of clients, designed solutions for client ticketing problems and helped clients with customized maps and seating arrangements. He also oversaw Box Office functions in 1999 for AmSouth Amphitheatre.

During his time at Middle Tennessee, Brooks has helped with season-ticket renewals with football, basketball, and baseball for the Blue Raiders. He also handles game-day ticket office operations for football, men's and women's basketball, and baseball, and aids in scheduling ticket office employees.

Brooks resides in Murfreesboro and is married to the former Amy Hargis of South Pittsburg, TN, and the couple has one child, three-year-old Ethan. Amy graduated from Middle Tennessee, as did John's father, Sam, the long-time boys basketball coach at South Pittsburg High School.

### TY COPPINGER

*Director of External Affairs  
6th Year/Auburn, 1969*



When Ty Coppinger arrived at Middle Tennessee five years ago, he brought with him an extensive background of experience from both the collegiate and professional level.

As the director of external affairs, Coppinger's responsibilities

mainly revolve around athletic fund raising. The Soddy Daisy, TN, native also serves as executive director of the Blue Raider Athletic Association.

Since his arrival in the fall of 1997, Coppinger has coordinated the BRAA membership campaigns, which have increased in both memberships and money raised each year. The 1998 campaign was the first time in the history of the athletic department that the campaign reached one-half million dollars.

Prior to arriving in Murfreesboro, the 1969 graduate of Auburn worked as the executive vice president of administration for the Birmingham Barracudas, members of the Canadian Football League. Coppinger's other stint in professional football came in 1975 when he served as the assistant director of Public Relations in the World League for the Memphis Grizzlies.

At the collegiate level, Coppinger has worked as director of athletic development at Auburn and associate athletic director for Development at Central Florida and Troy State. He has also been the director of Football Recruiting and an administrative assistant to the head football coach at Auburn, South Carolina, and the University of Memphis.

Coppinger's wife, Debbie, is the Director of Alumni Relations at Middle Tennessee. The couple has one child, Shawn Haile, 27, the Vice President of Communications for the Nashville Area Chamber of Commerce. In his spare time Coppinger enjoys playing golf and fly-fishing. Coppinger is a member of the National Association of Athletic Development Directors.

### LARRY COUNTS

*Associate Athletic Director  
15th Year/Middle Tennessee, 1972*



No other family in Murfreesboro can claim to be as involved in the Middle Tennessee Athletic Department as perhaps the Larry Counts family.

Counts, who has worked in the athletic department for 14 years, is in his fifth year as director of Athletic Relations. His duties include game day operations, facility management, licensing coordinator, concessions management, radio and television management, marketing coordinator, and liaison between the Athletic Department and the Tennes-

see Secondary Schools Athletic Association.

In 2000, Counts was selected by Sun Belt Conference Commissioner Wright Waters to serve as tournament manager for the 2001 Sun Belt Conference Basketball Championships in Mobile, AL. Counts also served in the same capacity at the 2002 tournament in New Orleans, LA.

After 12 years of serving as executive director of the Blue Raider Athletic Association, Counts was recognized by the organization's members in 1998 for his outstanding achievements. After all, Counts founded the BRAA in 1987.

Counts oversaw the design process, budget management, and construction of the \$27 million football stadium renovation. More recently, Counts orchestrated the \$1 million renovation of the new football locker room and training facility completed prior to the 2001 football season.

During the last decade Counts has also been responsible for developing a business plan and managing the operation of bringing concessions in-house, developing and administering a licensing program, developing and coordinating a plan for selling advertising signage at various Blue Raider athletic facilities, along with several other ongoing projects.

A life-long resident of Murfreesboro, TN, Counts is married to Wynnifred, who works as the Assistant Director of Athletic Advisement. The couple has one son, Wes, who finished his football career during 2001 as the school's all-time passing leader in every category. In his spare time, Counts enjoys woodworking, auto racing, radio control cars and airplanes, along with model railroading.

### JOJO FREEMAN

*Assistant Media Relations Director*

*2nd Year/Mississippi State, 1999*



JoJo Freeman begins his second year in the Blue Raider Media Relations office, working primarily with soccer, track, baseball and men's tennis.

Freeman came to Middle Tennessee after serving as an intern at Texas Tech during the 2000-01 academic year. While in Lubbock, he worked primarily with soccer, men's and women's

cross country, men's and women's track and softball. Freeman helped pitcher Amanda Renfro earn All-America honors for the 2001 season and had a large hand in the 2000 gallery furniture. Bowl Media Guide.

The Gulfport, MS, native graduated from Mississippi State in 1999 with a bachelor's in communications. While at MSU, Freeman served two years as a student assistant in the Media Relations office, serving as the primary softball contact for the 1999 season. He also worked the 1997 NCAA Baseball Regional in Starkville and served as the official scorer for Bulldog baseball during the 1998 season. Freeman was also a member of the MSU Media Relations staff for the 1999 Cotton Bowl Classic.

Freeman is single and lives in Murfreesboro. He has a seven-year-old daughter, Erin, who resides in Chattanooga.

## ROXANNE FORTH

*Athletic Department Secretary  
2nd Year/Motlow State, 1975*



Roxanne Forth begins her second year of work with the Middle Tennessee Athletic Department as the secretary for media relations, women's basketball, and volleyball.

Forth, who grew up near Manchester, TN, now calls McMinnville home. Before signing on with Middle Tennessee, she helped her husband with their family business. She also works as a tax preparer for H&R Block. Prior to that, Forth was the codes secretary for the city of McMinnville.

Forth earned her associate's degree from Motlow State in 1975. She is married to Doug Forth and they have two children, Mike, 23, and Rachel, 18.

## DENISE GIDEON

*Assistant Media Relations Director  
2nd Year/Tennessee, 1999*



Denise Gideon begins her second year with the Middle Tennessee Media Relations Office. Her primary duties are with volleyball, women's basketball, women's tennis and softball.

Gideon joined Middle Tennessee after spending two years as the media relations director at Cumberland in Lebanon, TN. Prior to Cumberland, she was an assistant in game operations and facility management at Tulane University. She spent three years as a manager for

the Tennessee Lady Vols track and field team, and two years as a graduate assistant.

She is a 1997 graduate of the University of Tennessee and received her master's at UT in sport administration in 1999. Gideon is single and lives in Lebanon.

## LINDA GUFFEY

*Athletic Department Secretary  
6th Year*



Linda Guffey begins her sixth year of work in the Middle Tennessee Athletic Department as a secretary.

Guffey came to Middle Tennessee from Shreveport, LA, where she retired from a job in the federal government. Guffey handles all secretarial duties for the Middle Tennessee men's basketball team, the men's and women's tennis squad, along with softball.

Linda is married to Gary Guffey, and they have two children, Andy and Anthony. Linda and her husband live in Murfreesboro.

## CINDY HUGHES

*Athletic Department Secretary  
13th Year/Middle Tennessee, 1972*



Cindy Hughes, in her 13th year in the Middle Tennessee Athletic Department, serves as secretary for Athletic Director Boots Donnelly. Along with her duties for Donnelly, Hughes is also secretary for the Blue

Raider golf program.

A Gainesboro, TN, native and graduate of Middle Tennessee (1972), Cindy moved back to Murfreesboro after a stint as athletic secretary at Carson-Newman College. Hughes earned her Certified Professional Secretary rating in 1993.

Hughes and her husband, Pat, have three daughters, Debbie, April, and Caren, and two grandchildren.

## JOHN JEWELL

*Operations Coord. for Murphy Complex  
3rd Year/Middle Tennessee, 1997*



John Jewell is in his third year as operations coordinator for the Murphy Athletic Complex.

Jewell coordinates the setup and breakdown of all events held in the Murphy Center. Jewell also oversees

all facility preparations prior to events, while serving as an aid for in-game management with numerous athletic events.

Jewell, a 1997 graduate of Middle Tennessee, has a degree in public relations and marketing. Prior to graduating, Jewell interned at the Nashville Arena, where he supervised event-related operations until February of 1998.

In March of 1998, Jewell joined the Murphy Center Complex Department as a member of the support staff. Jewell served in this capacity until August of 2000 when he became a full-time employee. Jewell was instrumental in the opening of Floyd Stadium, along with Middle Tennessee's other new facilities.

A native of Watertown, TN, Jewell graduated from Watertown High School where he competed on the baseball and basketball teams.

Jewell, married the former Sahara Sullivan of Mt. Juliet, TN, this past April. The couple resides in Murfreesboro.

## DIANE JONES

*Athletic Department Secretary  
3rd Year*



Diane Jones begins her third year as a member of the Middle Tennessee Athletic Department.

Jones serves as the department's receptionist, while handling secretarial duties for baseball,

track, soccer and women's golf.

A native of Crossville, TN, Jones made her way to Murfreesboro in 1978. Jones graduated from Cumberland County High School in 1973 where she played basketball and softball for the Jets.

Prior to working for the athletic department, Jones spent seven years at a local CPA firm.

Jones has two children, Jessica and Eric, both Middle Tennessee students.

## MICHAEL JORDAN

*Coordinator of Special Events  
4th Year/Middle Tennessee, 1994*



Michael Jordan is in his fourth year as a full-time employee in the Blue Raider Athletic Department. Jordan has the title of coordinator of special events.

Jordan assists with all marketing, promotion, and sales.

A 1994 graduate of Middle Tennessee, Jordan later earned his MBA from the university in 1997.

Jordan was also a four-year letterman on the Blue Raider football team where he excelled as a defensive lineman. A two-year starter and member of three Blue Raider playoff teams, Jordan was voted team captain in 1993.

During graduate school, he worked as a graduate assistant with the football team for two years before moving into Marketing.

Jordan is married to the former Mary Katherine Gilbert. The couple has one child, Joseph, 1, and are expecting a second in January.

## ELLIE KUNKEL

*Director of Compliance  
6th Year/Central Missouri State, 1979*



Ellie Kunkel is in the sixth year of her second stint at Middle Tennessee. Kunkel, who served as the assistant compliance coordinator for three years, was elevated to director of compliance in 2001.

Kunkel's duties insure university compliance with NCAA rules and regulations. This encompasses university staff, student-athletes, and representatives of athletic interests.

Previously, she spent two years working as the assistant volleyball coach for the Lady Raiders under current head coach Lisa Kisse.

Kunkel was an assistant with the 1995 volleyball team, which became the first ever to represent the OVC in the NCAA tournament.

A native of Mound City, MO, Kunkel earned her B.S. ED at Central Missouri State University in 1979 and her M.S. in 1983 before earning an Ed.S. in Administration and Supervision at Middle Tennessee in 1996. Kunkel was a member of the Central Missouri State basketball, cross country, and track and field teams.

A former high school teacher, Kunkel coached volleyball, basketball, and softball in Stover, MO, for three years.

Kunkel also spent 11 years in Waynesville, MO, where she taught high school and coached both volleyball and basketball for 10 years and was the director of Adult and Community Education for one year.

## BILL LANSDEN

*Associate AD/Fundraising & Marketing  
1st Year/Rhodes College, 1986*



Bill Lansden begins his first year as a member of the Blue Raider Athletic Department, serving as the associate athletic director for fundraising and marketing.

Lansden comes to Middle Tennessee from Memphis, where he has spent the past year and a-half as the director of marketing and sales for the FedEx St. Jude Golf Classic. There he coordinated all corporate hospitality for the weeklong PGA Tour event, administered marketing and promotional campaigns for the tournament, sold corporate sponsorships and directed up to a dozen volunteer committees for the Classic.

Before working at the golf tournament, Lansden spent six-plus years in the marketing department at the University of Memphis, beginning his tenure as an intern in August of 1993. During his years at U of M, he was responsible for marketing and promoting, as well as providing game management for almost all Tiger sports, ranging from women's soccer and volleyball to football and men's basketball.

Lansden spent three years as an athletic marketing coordinator, where he sold corporate sponsorships, administered community outreach programs and managed graduate assistants, interns and volunteer workers. He then took over as the athletic marketing director in 1997, serving in that capacity for seven months before becoming the director of annual giving in the Tiger Club Office.

There he oversaw the annual membership drive, contacted new members and assisted in fund-raising efforts totaling over \$2 million.

The 38-year-old served as a staff senate representative for four years at the University of Memphis. He also was a member of the Germantown Area Chamber of Commerce Board of Directors from 1997-2001, serving as the chairman of the board in 2001.

Lansden earned his bachelor's degree in business administration from Rhodes College in Memphis in 1986, playing football all four years in college, including serving as team captain his senior season. He later received his M.S. in sports administration from Georgia State University in Atlanta in 1993.

Lansden is married to the former Blair Savage of Gravette, AR. Blair spent the past eight seasons as an assistant women's basketball coach at the University of Memphis.

## RON MALONE

*Murphy Center Complex Manager  
13th Year/Middle Tennessee, 1988*



Ron Malone begins his third year as the Murphy Center Complex Manager, but he is no stranger to Middle Tennessee or the athletic department.

Malone has worked at Middle Tennessee for 13 years and has served as the associate director of admissions for the six years prior

to assuming his duties within the Athletic Department. With his duties in admissions, Malone knows firsthand about the phenomenal growth taking place on the Middle Tennessee campus.

As manager of the Murphy Center Complex, Malone is responsible for scheduling and maintaining Murphy Center, Monte Hale Arena, Johnny Red Floyd Stadium, Horace Jones Field, Reese Smith Field, Stephen B. Smith Clubhouse and Indoor Training Facility, Softball Field, Soccer Field, Track and Field Facility, Buck Bouldin Tennis Complex, and Alumni Memorial Gym. Along with the Murphy Center, Malone and his staff assist the department of Health, Physical Education, and Recreation with all academic needs within the facilities.

Malone has long been a loyal Blue Raider supporter. He served as a member of the Blue Raider Athletic Association Advisory Council for five years as well as being an avid fan.

Born in Gallatin, Malone moved to Charleston, SC, while in elementary school. However, his roots called him home as he chose to return to Tennessee to attend college at Middle Tennessee.

Malone is married to wife Paula, and the couple has two daughters, Danielle and Kellie.

## JOHNNY MOORE

*Assistant Athletic Director  
14th Year/Middle Tennessee, 1961*



Johnny Moore is beginning his 14th year at Middle Tennessee, his fifth as assistant athletic director/coordinator of Olympic Sports. Moore, however, continues to coach the Blue Raiders men's golf team.

In his capacity of coordinator of Olympic Sports, Moore oversees all administrative facets of baseball, golf, and tennis.

Moore was one of three former Middle Tennessee athletes inducted into the Blue Raider Hall of Fame in June of 2001. Moore, who was selected for his football accomplishments, joined Howard Alsop (football) and Greg Artis (track) as 2001 inductees.

During his tenure as head coach of the men's golf team, Moore has led the Blue Raiders to five Ohio Valley Conference titles and six other tournament titles since 1989. Moore was also named OVC Coach of the Year three consecutive years 1994, '95, and '96, and was bestowed with the honor again in 1998 and 2000.

A native of Nashville, Moore graduated from Middle Tennessee in 1961. As a student-athlete, Moore was a two-sport star playing both golf and football. In fact, as a big, rangy halfback, Moore played in the Blue Raiders 21-12 Tangerine (now Citrus) Bowl victory over Presbyterian in 1960.

Moore is also a two-time Nashville Metropolitan Open Champion and one of the top-rated amateur golfers in the state of Tennessee. He qualified for and participated in the 1990 United States Senior Open, which was won by Lee Trevino.

For 30 years, Moore has been a member of the Tennessee Golf Association Board of Directors. He was a former president and now serves on the Executive Board of Directors. Seven years ago, he was appointed to the Sectional Affairs Committee of the United States Golf Association.

Moore is married to the former Andrea Jo Lehning. The couple has four children, Laura, Anne Marie, Johnny, and Mike, and two grandchildren. The Moore's reside in Murfreesboro and are members of the Belle Aire Baptist Church.

**MEREDITH MUSGROVE**  
*Women's Marketing/Promotions Coord.*  
*1st Year/Tennessee, 1998*



Meredith Musgrove comes to Middle Tennessee after graduating from the University of Tennessee. While at UT, Meredith served as an intern for the Lady Vols and helped coordinate marketing and

promotions.

She graduated with a B.S. in sport management (1998) and immediately continued her studies, earning an M.S. in sport management (1999). She has also assisted in two Nike Golf Tour events and served as an assistant tournament director for two national senior tour events in Knoxville, TN.

Musgrove, a native of Murfreesboro, attended Oakland High School. She assisted as a transportation specialist during the 1996 Atlanta Olympics. She currently enjoys supporting the Blue Raiders, while making time for golfing, snow skiing, and socializing.

**MARK OWENS**  
*Asst. Athletic Director/Media Relations*  
*5th Year/Virginia Tech, 1989*



Mark Owens, a graduate of Virginia Tech, is in his fifth year as media relations director and third as assistant athletic director.

Owens, a 1989 graduate of Tech, spent seven years at the University of Memphis as the associate media relations director. He joined the U of M staff in 1991 and handled the publicity and promotion of Tiger bas-

ketball, while also assisting with football. In addition, Owens was responsible for the design and layout of the football and basketball media guides that won numerous awards, including two national honors.

Owens, a native of Stuart, VA, was responsible for the promotional campaigns that landed all-America honors for Anfernee Hardaway, David Vaughn, Lorenzen Wright, and Cedric Henderson. His promotional penny design for Hardaway in 1993 earned national acclaim. Owens also helped promote Tech athletes Will Furrer for academic All-America honors and basketball standout Bimbo Coles.

Owens has also served as assistant media coordinator for three conference basketball tournaments, and the 1997 NCAA Tournament.

A member of CoSIDA, Owens served on the Radio and Television Liaison Committee from 1997 to 1998. Currently he is a member of the Sun Belt Conference Football Committee.

Owens and his wife Jane have a son, Tanner, who is four years old.

**MATT RILEY**  
*Asst. Athletic Director/Strength & Cond.*  
*10th Year/Middle Tennessee, 1988*



Matt Riley, a former Middle Tennessee letterman, begins his 10th year as assistant athletic director/strength and conditioning for the Blue Raiders.

Riley joined the Blue Raider staff in the spring of 1993 after lettering on two of Middle Tennessee's finest teams ever. Riley, an offensive lineman, was a member of the 1984 national semifinalists and the undefeated and No. 1 ranked 1985 football team.

After graduating from Middle Tennessee in 1988, Riley was head strength and conditioning coach at Tennessee Tech in 1989 and 1990 before taking over the same role at Southern Miss in 1991 and 1992.

Riley works with all Blue Raider sports tailoring weight room activities and organized workouts for all athletes. These activities see him in the weight room year-round.

Riley, who was instrumental in designing and laying out the plan for the new weight room, is married to the former Rajayna Davis of New Market, TN. The couple has a daughter, five-year-old Madison Cate, and a son born September 11, 2001, Jackson Rhoad.

**AD CHRONOLOGY**

- MT's List of Athletic Directors:*  
 Charles M. "Bubber" Murphy (1947-81)  
 Jimmy Earle (1981-87)  
 John Stanford (1987-94)  
 Lee Fowler (1994-2000)  
 James "Boots" Donnelly (2000-present)

**ZACKIE SANDERSON**  
*Athletic Business Manager*  
*5th Year/Belmont, 1982*



Zackie Sanderson begins her third year in the Middle Tennessee Athletic Department after spending the previous two years working in the school's Budget Office as a financial management analyst and assisting with

the preparation of the university budget.

Her current duties include overseeing all financial reporting and budgeting related to athletics.

Sanderson spent nine years with SunTrust Bank as an internal auditor, senior accountant, and internal control officer. She worked with Kraft CPA's in Nashville for two years and served as the controller for the Cumberland Science Museum and Grassmere Wildlife Park in Nashville for two years.

Sanderson, a Belmont graduate, is a native of Nashville and is married to Ron Sanderson of Lexington, KY. The couple has two sons, Steven, 12, and Ben, 9.

**RYAN SIMMONS**  
*Assistant Media Relations Director*  
*5th Year/Middle Tennessee, 1994*



Ryan Simmons is beginning his fifth year in the Media Relations Department at Middle Tennessee. As an assistant media relations director, Simmons is primarily involved with handling men's basketball, and assisting with football.

Simmons, the voice of Blue Raider Baseball the past three years, promoted all-star pitcher Dewon Brazelton to First Team All-America honors in 2001.

The 1994 graduate returned to his *alma mater* in 1998 after earning his M.A. at Cumberland University, where he also got his start in collegiate athletics.

While at Cumberland, Simmons initially worked as a graduate assistant to the athletic director before being hired on full-time as the director of marketing and promotions.

The Manchester, TN, native is a member of CoSIDA, the Tennessee Sportswriters Assoc., and the Collegiate Baseball Writer's Association.

Simmons and his wife, Jill, who is the head volleyball coach at nearby Belmont University, live in Murfreesboro. Simmons enjoys spending his leisure time doing yard work, following pro wrestling, and playing golf.

## JIM SIMPSON

*Director, Varsity Club  
2nd Year/Middle Tennessee, 1970*



A 1970 Middle Tennessee graduate and long-time University employee Jim Simpson is in the second year of his latest assignment as director of the Varsity Club in the Blue Raider Athletic Department.

Simpson served as Middle Tennessee's first full-time ticket manager from 1972 until 1981, managing all Blue Raider athletic events, as well as the first and second rounds of the 1979 NCAA basketball tournament, all TSSAA basketball and football playoffs, and various concert events.

Simpson returns to athletics after a 20-year stint with the University's Phillips Bookstore, where he served as textbook manager, overseeing all book and text operations. His duties currently include managing activities of the Varsity Club, the University's athletic alumni association which serves over 2,400 former Blue Raider athletes, coaches, managers, and trainers.

The Varsity Club supports athletics by electing members annually to the Blue Raider Hall of Fame, administering scholarship programs to be awarded to former athletes' children, and organizing activities for former athletes.

A native of Tullahoma, Simpson is married to the former Debra Collins (B.S.'77), who is the current director of the Tennessee Early Childhood Training Alliance, Middle and South Central region, on campus.

## DIANE TURNHAM

*Associate Athletic Director  
22nd Year/Lipscomb, 1980*



A little dedication can go a long way, and Diane Turnham is proof of that fact at Middle Tennessee.

Turnham, who was voted the school's employee of the year for 2001-02, has been with the Athletic Department for more than two decades, having just completed her 21st year.

In January of 2001, Turnham was promoted to associate athletic director and oversees the women's sports in addition to handling the department's personnel changes.

Prior to her new role, Turnham was an assistant athletic director for Compliance for seven years, where she was in charge of overseeing the entire Athletic Department's compliance with all NCAA rules.

Turnham, who is a member of the Sun Belt Conference women's soccer committee, previously served as the head coach of the women's

volleyball team and as an assistant coach with women's basketball. During her tenure as a coach at Middle Tennessee, Turnham recorded eight Ohio Valley Conference championships, six trips to the NCAA tournament and was responsible for recruiting possibly the best women's basketball player, Kim Webb, to ever don a Lady Raider uniform. Webb's retired jersey now hangs in the Murphy Center.

In volleyball, Turnham is the second winningest coach in school history.

The 1980 graduate of Lipscomb University spent four years playing college basketball.

Married to Kyle Turnham, the Mount Juliet, TN, native enjoys shopping and collecting antiques in her spare time.

The couple has one son, three-year-old Steven Charles.

## CHIP WALTERS

*Marketing and Promotions Director  
9th Year/Middle Tennessee, 1985*



Chip Walters is in his ninth year as the Marketing and Promotions Director at Middle Tennessee.

Walters, a 1985 graduate of Middle Tennessee with a B.S. in Mass Communication, job entails coordinating Athletic Department marketing efforts. His marketing efforts are geared toward both long and short-term promotions. Walters also oversees all aspects of the Blue Raider Network and coaches television shows.

A life-long Blue Raider, Walters acts as the radio network's sideline reporter during football games, host and analyst for basketball games, while handling a majority of the play-by-play for baseball.

Walters has also worked to develop and expand Middle Tennessee's overall corporate sponsorship program.

Prior to working for Middle Tennessee, Walters worked several jobs in sports broadcasting, including serving as sports director of the Tennessee Radio Network in 1986.

Along with his many duties at Middle Tennessee, Walters is also an announcer for many horse shows throughout the area. Walters' biggest show is the Tennessee Walking Horse Celebration in nearby Shelbyville, which ranks as the world's largest horse show.

Walters is a member of the National Association of Collegiate Marketing Administrators.

A native of Columbia, TN, Walters is single and enjoys golf, movies, music, traveling, hockey, and following pro wrestling.

## LINDA WATSON

*BRAA Administrative Assistant  
3rd Year*

Linda Watson begins her third year as an administrative assistant for the BRAA.



Prior to joining the Blue Raider athletic family, Watson worked with Traditions Fine Gift & Floral Design as a buyer, designer and manager. She also worked for 11 years as administrative assistant to the president of Guaranty Trust Com-

pany in Murfreesboro.

Watson, a Murfreesboro native and former art major at Middle Tennessee, is a freelance interior and floral designer in her spare time. She and husband Gayland have a son, Ryan, and a daughter, Delaca, and three grandchildren, Brenton, Nathan, and Madelyne.

## RITA WHITAKER

*Murphy Center Complex Event Coord.  
7th Year/Middle Tennessee, 1998*



Rita Whitaker is in her fourth year as the Murphy Center Complex event coordinator following a stint as the secretary of the complex from 1996-99.

As event coordinator, Whitaker handles coordination, logistics, and scheduling for all of the events held in the Murphy Center Complex. Whitaker is a member of the International Association of Assembly Managers, Inc.

A native of Lynchburg, TN, Whitaker earned her bachelor's degree from Middle Tennessee in 1998. Prior to working for Middle Tennessee, Whitaker worked in the marketing and bottling departments at the Jack Daniel Distillery.

In her spare time, Whitaker enjoys singing and spending time with her family. Whitaker currently resides in Murfreesboro and has an 11-year-old son, Joseph.

## JAN WORLEY

*Football Secretary  
13th Year/Middle Tennessee, 1980*



Jan Worley is in her 13th year in the Middle Tennessee Athletic Department and currently has the role of secretary for the Blue Raider football program.

The Manchester, TN, native graduated from Middle Tennessee in

1980, and earned her Certified Professional Secretary rating in 1993.

Before coming to Middle Tennessee, Worley lived in Atlanta, where she worked at a computer company called Data General.

Worley now resides in Murfreesboro with her husband, Mike, and daughter, Lyndsay, who is a student at Blackman High School.

# Athletic Directory

## **Athletic Director**

James "Boots" Donnelly ..... 898-2452

## **Administration**

Larry Counts (Associate AD) ..... 898-5563  
 Diane Turnham (Associate AD) ..... 898-2938  
 Bill Lansden (Associate AD) ..... 898-2210  
 Johnny Moore (Assistant AD/Golf Coach) ..... 898-5685  
 Mark Owens (Assistant AD/Media Relations) ..... 898-5057  
 Matt Riley (Assistant AD/Strength & Conditioning) ..... 904-8196  
 Zackie Sanderson (Assistant AD/Business Manager) ..... 898-2207

## **Academic Advising**

Jeanne Massaquoi, Director ..... 898-5610  
 Wynnifred Counts ..... 898-5581

## **Baseball**

Steve Peterson, Head Coach ..... 898-2984  
 Jim McGuire ..... 898-2961  
 Kevin Erminio ..... 898-5495

## **Basketball - Men's**

Kermit Davis, Head Coach ..... 898-5987  
 Donnie Tyndall ..... 898-5988  
 Tres Chapman ..... 898-5993  
 Jeff Walker ..... 898-2178

## **Basketball - Women's**

Stephany Smith, Head Coach ..... 898-2451  
 Jennifer Grandstaff ..... 898-5356  
 Melanie Walls ..... 898-5083  
 Kate Sullivan ..... 898-5207  
 Kelly Chastain ..... 898-2498

## **BRAA**

Bill Lansden, Director ..... 898-2210  
 Ty Coppinger ..... 898-2915  
 Linda Watson ..... 898-5953

## **Compliance**

Ellie Kunkel, Director ..... 898-5491

## **Facilities**

Ron Malone, Director ..... 898-2753  
 Jennifer Price, Secretary ..... 904-8258  
 JoAnn Goodman, Secretary ..... 898-2752  
 Rita Whitaker, Event Coordinator ..... 898-8129  
 John Jewell, Operations Coordinator ..... 898-5189  
 Roger Evans, Technician ..... 898-2885  
 Diane Batey, Custodial Supervisor ..... 898-5493

## **Football**

Andy McCollum, Head Coach ..... 904-8214  
 Blake Anderson, Wide Receivers ..... 898-2933  
 Todd Bradford, Secondary ..... 898-2839  
 Steve Campbell, Offensive Coordinator ..... 898-2930  
 Steve Davis, Defensive Coordinator ..... 898-2935  
 Tom Fiveash, Director of Football Operations ..... 898-2311  
 Kevin Fouquier, Assistant Head Coach ..... 898-2936  
 Darin Hinshaw, Running Backs ..... 898-2934  
 Michael McGrady, Equipment Manager ..... 898-2882

Fred Tate, Defensive Line ..... 904-8118  
 Alex Robins, Quarterbacks ..... 898-2932  
 Floyd Walker, Tight Ends ..... 898-2937  
 Graduate Assistants ..... 904-8376

## **Golf**

Johnny Moore, Head Men's Coach ..... 898-5685  
 Rachael Moore, Head Women's Coach ..... 898-5404

## **Marketing**

Chip Walters, Director ..... 898-5135  
 Michael Jordan ..... 898-5322  
 Meredith Musgrove ..... 898-5283

## **Media Relations**

Mark Owens, Director ..... 898-5057  
 JoJo Freeman ..... 898-5270  
 Denise Gideon ..... 904-8115  
 Ryan Simmons ..... 904-8209

## **Secretaries**

Roxanne Forth (Media Relations, WBB, VB) ..... 898-2968  
 Linda Guffey (MBB, SB, Tennis) ..... 898-2916  
 Cindy Hughes (AD, Golf) ..... 898-2452  
 Diane Jones (Baseball, Track, Soccer) ..... 898-2450  
 Jan Worley (Football) ..... 898-2926

## **Soccer**

Aston Rhoden, Head Coach ..... 898-5316  
 Beth Acreman ..... 898-2160

## **Softball**

Cindy Connelley, Head Coach ..... 898-5018  
 Ernie Reynolds ..... 904-8010

## **Tennis**

Randy Holden, Head Women's Coach ..... 898-5154  
 Dale Short, Head Men's Coach ..... 898-2957

## **Track & Cross Country**

Dean Hayes, Head Coach ..... 898-2571  
 Roger Kerr ..... 898-5879

## **Training Staff**

Bobby Barlow, Director ..... 904-8302  
 Dara Trotter ..... 904-8303  
 George Camp ..... 898-5095

## **Varsity Club**

Jim Simpson, Director ..... 898-5632

## **Volleyball**

Lisa Kissee, Head Coach ..... 898-2230  
 Tara Miller ..... 898-8346

## **Weight Room**

Matt Riley ..... 904-8196  
 Robb Rogers ..... 898-2428  
 Darren Edgington ..... 898-5227  
 Cedric Walthaw ..... 904-8196

# BRAA

## Fund-Raising Organization

The Blue Raider Athletic Association is a University-affiliated support organization consisting of donors to the intercollegiate athletic programs. There are membership levels with a schedule of benefits based upon the amount contributed.

The BRAA is committed to the proposition that academic achievement should be the number one priority of any student-athlete.

By providing direct financial and moral support, the BRAA strives to heighten academic growth through the success of our athletic programs.

There are numerous methods of support including cash gifts, credit cards, matching gifts, endowments, planned gifts and gift-in-kind. Some of the benefits members will receive are premium parking at games, top priority on season tickets, hospitality room privileges, media guides, *Raider Report Newsletter*, Gameday program listing and invitations to numerous athletic functions.

The BRAA also has a Junior Raider Club for those children 12 and under. The benefits include gameday program listing, preseason gift pack, special coaching clinics and invitations to various practice sessions.

To find out further information on BRAA and to support Blue Raider athletics, call 615-898-2210. Following is a list of ways you can support athletics:

### CASH GIFTS

An unrestricted cash contribution grants the athletic department the discretion to use the money where it is needed most. One also has the option of restricting the money to any of the 17 sports at MT. BRAA members may select their method and time of payment.

### CREDIT CARDS

The BRAA accepts Visa and Mastercard for pledge payments. You must list the name of cardholder, account number, expiration date, and the cardholders signature.

### MATCHING GIFTS

The company you work for could assist you in increasing your level of giving with a matching gift. Your donor gift along with your company's matching gift equals your total annual gift and qualifies you for benefits at that level. Many companies match athletic gifts.

### ENDOWMENTS

Ensure the future of the athletic program at MT with a gift to the athletic endowment fund. Opportunities exist to name a scholarship in a specific sport or contribute to other areas of endowment through cash, bequests, trusts or life insurance. Endowed gifts provide ongoing benefits for MT athletic programs. Contact the BRAA office for details.

### PLANNED GIFTS

The BRAA will consider planned gifts such as stocks, bonds, and real estate. Other examples of planned gifts include charitable trusts, life insurance and bequests. Donors should have their legal or financial advisors work with the BRAA office and the MT foundation in making planned gift arrangements.

### GIFTS-IN-KIND

Providing goods and services in lieu of cash gifts is another way to show your support and help to greatly reduce athletic department expenditures. Donations of items that normally would have to be purchased (such as meals, catering, printing, equipment, etc.) produce a savings to the overall athletic budget.


### TAX STATEMENT

Your gift to the BRAA is tax deductible. However, according to IRS guidelines, institutions such as MT have the responsibility of advising the donors of the fair market value of goods and services received in recognition of your gift. Your gift acknowledgment will contain this information. Consult your tax advisor for more information. If your contribution allows you to purchase priority seating at athletic events, the IRS allows only 80 percent as a tax deduction.

## BRAA MEMBER BENEFITS

	Raider Aider \$100	True Blue \$250	Blue White \$500	Blue Raider \$1,250	Blue Diamond \$2,500	Full Scholarship \$5,000	Super Raider \$10,000
Membership Card	✓	✓	✓	✓	✓	✓	✓
Auto Window Decal & License Plate	✓	✓	✓	✓	✓	✓	✓
Game Day Football Program Listing	✓	✓	✓	✓	✓	✓	✓
Raider Report Quarterly Newsletter	✓	✓	✓	✓	✓	✓	✓
Football Homecoming Pre-Game Reception	✓	✓	✓	✓	✓	✓	✓
Priority Gameday Parking w/Season Tickets	✓	✓	✓	✓	✓	✓	✓
Invitation to Special BRAA Events	✓	✓	✓	✓	✓	✓	✓
Reservations to Appreciation Dinner		2	2	2	4	4	4
Basketball Hospitality Invitation		✓	✓	✓	✓	✓	✓
Media Guides			✓	✓	✓	✓	✓
Football Pre-Game Reception			✓	✓	✓	✓	✓
Reduced Rate Rec Center Membership				✓	✓	✓	✓
Top Priority on Season & Postseason Tickets				✓	✓	✓	✓
Premium Gameday Parking				✓	✓	✓	✓
Annual Recognition Award					✓	✓	✓
BRAA Specialty Clothing						✓	✓
BRAA Away Game Trip Discount							✓
Team Travel*							✓

\*based on available space on team charter



**OPPONENTS**

# Alabama

Game 1 Aug. 31 at Alabama (Legion Field)

## ► GENERAL INFORMATION

**LOCATION:** Tuscaloosa, AL  
**FOUNDED:** 1831  
**ENROLLMENT:** 19,400  
**PRESIDENT:** Dr. J. Barry Mason (Alabama, '67)  
**ATHLETICS DIRECTOR:** Mal Moore (Alabama '63)  
**CONFERENCE:** SEC  
**NICKNAME:** Crimson Tide  
**COLORS:** Crimson and White  
**STADIUM:** Bryant-Denny (83,818); Legion Field (83,091)  
**PLAYING SURFACE:** Grass

## ► COACHING STAFF

### HEAD COACH:

Dennis Franchione (Pittsburg State, 1973)  
**RECORD AT ALABAMA:** 7-5 (1 year)  
**OVERALL RECORD:** 145-70-2 (19 years)  
**BEST TIME TO REACH COACH:**  
 11:30 AM - 1 PM (Tuesday - Thursday)  
**FOOTBALL OFFICE PHONE:**  
 205-348-3600

### ASSISTANT COACHES:

Kenith Pope (asst. head coach/receivers)  
 Les Koenning, Jr. (off. coord./quarterbacks)  
 Carl Torbush (defensive coord./linebackers)  
 Melvin Smith (safeties)  
 Stan Eggen (defensive line)  
 Lee Fobbs (running backs)  
 Jim Bob Helduser (offensive line)  
 Chris Thurmond (cornerbacks)  
 Mark Tommerdahl (tight ends/special teams)

## ► MEDIA RELATIONS

**MRD:** Larry White (lwhite@ia.ua.edu)  
 Office: 205-348-6084  
 Home: 205-333-1640

**ASSISTANTS:** Barry Allen, Becky Hopf  
**INTERNET ADDRESS:** rolltide.com

**MRD FAX:** 205-348-8841

**PRESS BOX PHONE:** 205-251-0537 (LF)


**OVERNIGHT ADDRESS:** 323 Paul Bryant Drive,  
 Basement Coleman Coliseum, Room 170,  
 Tuscaloosa, AL 35487



Dennis Franchione



Tyler Watts



Defensive Tackle Kenny King

## ► 2002 SCHEDULE

Aug. 31	MIDDLE TENNESSEE
Sept. 7	at Oklahoma
Sept. 14	NORTH TEXAS
Sept. 21	SOUTHERN MISS
Sept. 28	at Arkansas
Oct. 5	GEORGIA
Oct. 19	OLE MISS
Oct. 26	at Tennessee
Nov. 2	at Vanderbilt
Nov. 9	MISSISSIPPI STATE
Nov. 16	at LSU
Nov. 23	AUBURN

## ► 2001 RESULTS

UCLA	L	20-17
at Vanderbilt	W	12-9
ARKANSAS	W	31-10
at South Carolina	L	37-36
UTEP	W	56-7
at Ole Miss	L	27-24
TENNESSEE	L	35-24
LSU	L	35-21
MISSISSIPPI STATE	W	24-17
at Auburn	W	31-7
SOUTHERN MISS	W	28-15
vs Iowa State (Independence)	W	14-13

## ► SERIES INFORMATION

**SERIES RECORD:** First Meeting  
**AT MURFREESBORO:** First Meeting  
**AT ALABAMA:** First Meeting  
**AT NEUTRAL SITE:** First Meeting  
**LAST MEETING:** First Meeting

## ► SERIES NOTES

- The MT-Bama game will be shown live at 11:30 AM on Jefferson-Pilot Television.
- Middle Tennessee is 54-29-2 all-time in season openers and has won 16 of the last 21. Under Andy McCollum, MT is 1-2 in season openers (at Miss. State, at Illinois, at Vanderbilt).
- This will mark the third time in the last four years the Blue Raiders have opened a season on the road against an SEC school.
- The Blue Raiders played at Legion Field in 1998 and 2000 with both games being against UAB. The 1998 contest marked the final game for former head coach Boots Donnelly.
- The largest season opening crowd the Blue Raiders have ever played in front of was 39,885 on Aug. 30, 2001 at Vanderbilt.
- The largest crowd the Blue Raiders have ever played before was 76,184 at Nebraska in 1992. That record will surely fall this season as MT makes trips to Legion Field and Tennessee.

## ► TRAVEL PLANS

- The team will depart Murfreesboro by bus on Friday and workout at Legion Field in the afternoon. The team will headquarter at the Sheraton-Birmingham Hotel (205-307-3019). The Blue Raiders will return home immediately following the game.

## 2002 PREVIEW

**2001 RECORD:** 7-5

**CONFERENCE RECORD:** 4-4 (T3rd in West)

**BOWL APPEARANCE:** Independence Bowl (UA 14, Iowa State 13)

**FINAL RANKING:** Receiving Votes

**RETURNING STARTERS:** 17 (offense 7, defense 8, specialists 2)

**RETURNING LETTERMEN:** 43 (offense 21, defense 20, specialists 2)

**BASIC OFFENSE:** Multiple

**BASIC DEFENSE:** Pressing

### Top Returnees

Rushing	Att.	Yds.	Avg.	TD			
Ahmaad Galloway	174	881	5.1	6			
Receiving	Rec.	Yds.	Avg.	TD			
Antonio Carter	32	428	13.4	1			
Passing	Att.	Comp.	Pct.	Yds.	TD	INT	
Tyler Watts	172	94	.547	1,325	10	3	
Defense	Tot.	UA	A	INT	QBS	TFL	
Brooks Daniels	102	59	43	0-0	1-1	1-1	
Waine Bacon	68	46	22	1-4	0-0	1-1	

# Tennessee

Game 2 • Sept. 7 at Tennessee (Neyland Stadium)

## ► GENERAL INFORMATION

**LOCATION:** Knoxville, TN  
**FOUNDED:** 1794  
**ENROLLMENT:** 26,033  
**PRESIDENT:** Dr. John Shumaker (Pittsburgh '64)  
**ATHLETICS DIRECTOR:** Doug Dickey (Florida '54)  
**CONFERENCE:** SEC  
**NICKNAME:** Volunteers  
**COLORS:** Orange and White  
**STADIUM:** Neyland (104,079)  
**PLAYING SURFACE:** Grass

## ► COACHING STAFF

### HEAD COACH:

Phillip Fulmer (Tennessee, 1972)

**RECORD AT UT:** 95-20 (10 years)

**OVERALL RECORD:** 95-20 (10 years)

### BEST TIME TO REACH COACH:

11:30 AM - 12:30 PM (Tuesday - Thursday)

### FOOTBALL OFFICE PHONE:

865-974-1234

### ASSISTANT COACHES:

John Chavis (asst. head coach/def. coord.)  
 Randy Sanders (off. coord./quarterbacks)  
 Mike Barry (offensive line)  
 Dan Brooks (defensive line/recruiting)  
 Steve Caldwell (defensive ends/special teams)  
 Woody McCorvey (running backs)  
 Larry Slade (defensive backs)  
 Jimmy Ray Stephens (tight ends/off. tackles)  
 Pat Washington (receivers)

## ► MEDIA RELATIONS

**MRD:** Bud Ford (bford@utk.edu)

Office: 865-974-1212

Home: 865-922-1657


**ASSOC:** John Painter, Jeff Muir, Craig Pinkerton

**INTERNET ADDRESS:** utsports.com

**MRD FAX:** 865-974-1269

**PRESS BOX PHONE:** 865-974-2937


**OVERNIGHT ADDRESS:** 255 Stokely Athletic Center, 1720 Volunteer Blvd., Knoxville, TN 37996



Phil Fulmer



Casey Clausen



Linebacker Eddie Moore

## ► 2002 SCHEDULE

Aug. 31 vs Wyoming  
 Sept. 7 **MIDDLE TENNESSEE**  
 Sept. 21 **FLORIDA**  
 Sept. 28 **RUTGERS**  
 Oct. 5 **ARKANSAS**  
 Oct. 12 at Georgia  
 Oct. 26 **ALABAMA**  
 Nov. 2 at South Carolina  
 Nov. 9 **MIAMI, FL**  
 Nov. 16 at Mississippi State  
 Nov. 23 at Vanderbilt  
 Nov. 30 **KENTUCKY**

## ► 2001 RESULTS

<b>SYRACUSE</b>	W	33-9
at Arkansas	W	13-3
<b>LSU</b>	W	26-18
<b>GEORGIA</b>	L	26-24
at Alabama	W	35-24
<b>SOUTH CAROLINA</b>	W	17-10
at Notre Dame	W	28-18
<b>MEMPHIS</b>	W	49-28
at Kentucky	W	38-35
<b>VANDERBILT</b>	W	38-0
at Florida	W	34-32
vs LSU (SEC Championship)	L	31-20
vs Michigan (Citrus Bowl)	W	45-17

## ► SERIES INFORMATION

**SERIES RECORD:** First Meeting  
**AT MURFREESBORO:** First Meeting  
**AT KNOXVILLE:** First Meeting  
**AT NEUTRAL SITE:** First Meeting  
**LAST MEETING:** First Meeting

## ► SERIES NOTES

- This will mark the ninth game against an SEC team since Andy McCollum became head coach in 1999.
- By the end of this month, the Blue Raiders will have played nine of the 12 SEC teams since going I-A in 1999. The only team's MT has not faced are Auburn, Georgia, and South Carolina.
- The crowd at Neyland Stadium on Sept. 7 will more than likely be the largest crowd the Blue Raiders have ever played before.
- Andy McCollum served as an assistant coach under Fulmer during the spring of 1995. McCollum worked with the linebackers.

## ► TRAVEL PLANS

- The team will depart Murfreesboro by bus on Friday and workout at Neyland Stadium in the afternoon. The team will headquarter at the Knoxville Hilton Airport (865-970-4300). The Blue Raiders will return home immediately following the game.

## 2002 PREVIEW

**2001 RECORD:** 11-2  
**CONFERENCE RECORD:** 7-1 (East Champs)  
**BOWL APPEARANCE:** Citrus Bowl (UT 45, Michigan 17)  
**FINAL RANKING:** 4th  
**RETURNING STARTERS:** 14 (offense 5, defense 5, specialists 4)  
**RETURNING LETTERMEN:** 40 (offense 17, defense 20, specialists 3)

**BASIC OFFENSE:** Multiple  
**BASIC DEFENSE:** 4-3

### Top Returnees

Rushing	Att.	Yds.	Avg.	TD			
Cedric Houston	18	106	5.9	1			
Receiving	Rec.	Yds.	Avg.	TD			
Kelley Washington	64	1,010	15.8	5			
Passing	Att.	Comp.	Pct.	Yds.	TD	INT	
Casey Clausen	354	227	.641	2,969	22	9	
Defense	Tot.	UA	A	INT	QBS	TFL	
Eddie Moore	81	58	23	1	2-12	7-33	
Rashad Baker	71	55	16	4	0	0	

# Kentucky

Game 3 • Sept. 21 at Kentucky (Commonwealth Stadium)

## ► GENERAL INFORMATION

**LOCATION:** Lexington, KY  
**FOUNDED:** 1865  
**ENROLLMENT:** 24,791  
**PRESIDENT:** Dr. Lee Todd (Kentucky '68)  
**ATHLETICS DIRECTOR:** Terry Mobley (Kentucky '65)  
**CONFERENCE:** SEC  
**NICKNAME:** Wildcats  
**COLORS:** Blue and White  
**STADIUM:** Commonwealth (67,530)  
**PLAYING SURFACE:** Grass

## ► COACHING STAFF

### HEAD COACH:

Guy Morriss (Texas Christian '73)

**RECORD AT UK:** 2-9 (1 year)

**OVERALL RECORD:** 2-9 (1 year)

**BEST TIME TO REACH COACH:**

Call SID Office

**FOOTBALL OFFICE PHONE:**

859-257-3611

### ASSISTANT COACHES:

Tom Adams (defensive tackles)

Gerald Carr (asst. head coach/running backs)

John Goodner (def. coord./linebackers)

Larry Hoefer (safeties)

Harold Jackson (receivers)

Chris Lancaster (offensive line)

Wesley McGriff (defensive backs)

Mark Nelson (defensive ends)

Brent Pease (off. coord./quarterbacks)

## ► MEDIA RELATIONS

**MRD:** Brooks Downing (bdrown@uky.edu)

Office: 859-257-3838

Home: 859-263-7825

**FB Contact:** Tony Neely (tneely@uky.edu)

**INTERNET ADDRESS:** ukathletics.com

**MRD FAX:** 859-323-4310

**PRESS BOX PHONE:** 859-323-2888

**OVERNIGHT ADDRESS:** Univ. of Kentucky Athletics, Memorial Coliseum, Lexington, KY 40506



Guy Morriss



Jared Lorenzen



DT Dewayne Robertson

## ► 2002 SCHEDULE

Sept. 1 at Louisville  
 Sept. 7 UTEP  
 Sept. 14 INDIANA  
 Sept. 21 MIDDLE TENNESSEE  
 Sept. 28 at Florida  
 Oct. 12 SOUTH CAROLINA  
 Oct. 19 at Arkansas  
 Oct. 26 GEORGIA  
 Nov. 2 at Mississippi State  
 Nov. 9 LSU  
 Nov. 16 VANDERBILT  
 Nov. 30 at Tennessee

## ► 2001 RESULTS

LOUISVILLE	L	36-10
BALL STATE	W	28-20
FLORIDA	L	44-10
MISSISSIPPI	L	42-31
at South Carolina	L	42-6
LSU	L	29-25
at Georgia	L	43-29
at Mississippi State	L	17-14
at Vanderbilt	W	56-30
TENNESSEE	L	38-35
at Indiana	L	26-15

## ► SERIES INFORMATION

**SERIES RECORD:** First Meeting  
**AT MURFREESBORO:** First Meeting  
**AT LEXINGTON:** First Meeting  
**AT NEUTRAL SITE:** First Meeting  
**LAST MEETING:** First Meeting

## ► SERIES NOTES

- As a I-AA member, the Blue Raiders were regular visitors to the state of Kentucky by facing Eastern Kentucky, Murray State, and Morehead State on an annual basis. This game will mark the first time MT has played in the Bluegrass State since falling to Eastern Kentucky on Nov. 15, 1997.
- Kentucky has six players on its roster from the state of Tennessee, while the Blue Raiders have two players from Kentucky.
- This marks the Blue Raiders' third straight road game to start the season and all three have been against SEC schools. MT will open its home season next week (Sept. 28).

## ► TRAVEL PLANS

- The team will depart Murfreesboro by bus on Friday and workout at Commonwealth Stadium in the afternoon. The team will headquarter at the Hyatt Regency (859-253-1234). The Blue Raiders will return home immediately following the game.

## 2002 PREVIEW

**2001 RECORD:** 2-9

**CONFERENCE RECORD:** 1-7 (5th in East)

**BOWL APPEARANCE:** None

**FINAL RANKING:** None

**RETURNING STARTERS:** 12 (offense 6, defense 4, specialists 2)

**RETURNING LETTERMEN:** 41 (offense 19, defense 19, specialists 3)

**BASIC OFFENSE:** Multiple

**BASIC DEFENSE:** 4-2

### Top Returnees

Rushing	Att.	Yds.	Avg.	TD			
Artose Pinner	100	441	4.4	4			
Receiving	Rec.	Yds.	Avg.	TD			
Derek Abney	66	741	11.2	6			
Passing	Att.	Comp.	Pct.	Yds.	TD	INT	
Jared Lorenzen	292	167	.572	2,179	19	7	
Defense	Tot.	UA	A	INT	QBS	TFL	
Quentus Cumby	54	35	19	0	0	0	
David Johnson	44	24	20	2	0.5	5-18	

# Southeast Missouri

Game 4 • Sept. 28 at Middle Tennessee (Floyd Stadium)

## ► GENERAL INFORMATION

**LOCATION:** Cape Girardeau, MO  
**FOUNDED:** 1873  
**ENROLLMENT:** 9,352  
**PRESIDENT:** Dr. Kenneth Dobbins (Akron '71)  
**ATHLETICS DIR.:** Don Kaverman (Mich. St. '75)  
**CONFERENCE:** Ohio Valley  
**NICKNAME:** Indians  
**COLORS:** Red and Black  
**STADIUM:** Houck (10,000)  
**PLAYING SURFACE:** Field Turf

## ► COACHING STAFF

### HEAD COACH:

Tim Billings (SE Oklahoma '79)  
**RECORD AT SEMO:** 7-15 (2 years)  
**OVERALL RECORD:** 7-15 (2 years)  
**BEST TIME TO REACH COACH:**

Call SID Office

### FOOTBALL OFFICE PHONE:

573-651-2110

### ASSISTANT COACHES:

Kip Shaw (asst. head coach/receivers)  
 Shannon Morrison (def. coord./linebackers)  
 Russ Martin (off. coord./quarterbacks)  
 Mike Chavez (offensive line)  
 Tony Joe White (running backs/special teams)  
 Matt Webb (defensive line)  
 Cody Vardeman (defensive ends)  
 Bob Vaught (tight ends)  
 Andy McGill (defensive backs)

## ► MEDIA RELATIONS

**MRD:** Ron Hines (rhines@semo.edu)

Office: 573-651-2294

Home: 618-985-3452


**ASSISTANTS:** Justin Maskus

**INTERNET ADDRESS:** gosoutheast.com


**MRD FAX:** 573-651-2810

**PRESS BOX PHONE:** 573-651-2191

**OVERNIGHT ADDRESS:** One University Plaza,  
 Cape Girardeau, MO 63701



Tim Billings



Jeremy McDowell



WR Willie Ponder

## ► 2002 SCHEDULE

Aug. 29	ARKANSAS-MONTICELLO
Sept. 7	at Southern Illinois
Sept. 14	at Eastern Michigan
Sept. 21	at Southwest Missouri
Sept. 28	at Middle Tennessee
Oct. 5	TENNESSEE STATE
Oct. 12	at Tennessee-Martin
Oct. 19	EASTERN ILLINOIS
Oct. 26	at Murray State
Nov. 2	TENNESSEE TECH
Nov. 9	at Eastern Kentucky
Nov. 16	SAMFORD

## ► 2001 RESULTS

at Eastern Michigan	L	16-12
SOUTHERN ILLINOIS	W	24-5
SOUTHWEST MISSOURI	L	31-28
at Illinois State	W	38-33
at Tennessee State	L	20-14
TENNESSEE-MARTIN	W	45-30
at Eastern Illinois	L	12-0
MURRAY STATE	L	45-35
at Tennessee Tech	L	41-21
EASTERN KENTUCKY	L	42-24
QUINCY	W	38-6

## ► SERIES INFORMATION

**SERIES RECORD:** MT leads 9-1-0

**AT MURFREESBORO:** MT leads 5-0

**AT CAPE GIRARDEAU:** MT leads 4-1

**AT NEUTRAL SITE:** 0-0

**LAST MEETING:** MT 21, SEMO 19 (10/31/98)

## ► SERIES NOTES

- The Blue Raiders enter the SEMO game riding an 11-game home winning streak.
- In five home games against the Indians, Middle Tennessee has outscored SEMO by the count of 200-23.
- The last time the two teams met in Murfreesboro was during the 1997 season and the Blue Raiders won 55-6.
- The Blue Raiders have topped the 50-point mark in the series on two occasions, while also recording three shutouts.
- The Indians are a former Ohio Valley Conference foe.
- The last time these two teams played Tyrone Calico was on the roster and listed as a linebacker.
- In the 1998 meeting between the two teams, former quarterback Wes Counts completed 24 of 32 passes for 314 yards and wide receiver Kendall Newson hauled in six passes for 132 yards. Defensively, linebacker Scotty Brown set a freshman record with 21 tackles in his first collegiate start.

## 2002 PREVIEW

**2001 RECORD:** 4-7

**CONFERENCE RECORD:** 1-5

**BOWL APPEARANCE:** None

**FINAL RANKING:** None

**RETURNING STARTERS:** 21 (offense 10, defense 9, specialists 2)

**RETURNING LETTERMEN:** 34 (offense 18, defense 13, specialists 3)

**BASIC OFFENSE:** One Back

**BASIC DEFENSE:** 4-3

### Top Returnees

Rushing	Att.	Yds.	Avg.	TD		
Iven Brown	19	153	8.1	2		
Receiving	Rec.	Yds.	Avg.	TD		
Willie Ponder	70	1,090	15.6	11		
Passing	Att.	Comp.	Pct.	Yds.	TD	INT
Jeremy McDowell	288	155	.538	2,051	13	13
Defense	Tot.	UA	A	INT	QBS	TFL
Prince Anderson	125	69	56	0	0	1-2
Ricky Farmer	110	62	48	0	3	10-48

# Arkansas State

Game 5 Oct. 5 at Arkansas State (Indian Stadium)

## ► GENERAL INFORMATION

**LOCATION:** Jonesboro, AR  
**FOUNDED:** 1909  
**ENROLLMENT:** 10,453  
**PRESIDENT:** Dr. Les Wyatt  
**ATHLETICS DIRECTOR:** Paul Griffin  
**CONFERENCE:** Sun Belt  
**NICKNAME:** Indians  
**COLORS:** Scarlet and Black  
**STADIUM:** Indian (30,458)  
**PLAYING SURFACE:** Grass

## ► COACHING STAFF

### HEAD COACH:

Steve Roberts (Ouachita Baptist '87)  
**RECORD AT ASU:** 0-0 (1st year)  
**OVERALL RECORD:** 49-33-1 (9th year)  
**BEST TIME TO REACH COACH:**

10 AM - Noon (M-Th)

### FOOTBALL OFFICE PHONE:

870-972-2082

### ASSISTANT COACHES:

Doug Ruse (off. coord./quarterbacks)  
 Tate Behne (tight ends)  
 David Gunn (running backs)  
 Darren Hiller (offensive line)  
 Dante Wright (wide receivers)  
 Kevin Corless (def. coord./linebackers)  
 Jack Curtis (co-def. coord./safeties)  
 Tony Gilbert (cornerbacks)  
 Kevin Peoples (defensive line)

## ► MEDIA RELATIONS

**MRD:** Gina Bowman (gbowman@astate.edu)  
 Office: 870-972-2541  
 Home: 870-932-1269

**FB Contact:** Bill Bowen (wbowen@astate.edu)

**INTERNET ADDRESS:** ASUIndians.com

**MRD FAX:** 870-972-3367

**PRESS BOX PHONE:** 870-972-2541

**OVERNIGHT ADDRESS:** 217 Olympic Drive,  
 Convocation Center, Jonesboro, AR 72401



Steve Roberts



Gary Johnson



WR James Hickenbotham

## ► 2002 SCHEDULE

Aug. 25 at Virginia Tech  
 Aug. 31 vs San Jose State (Little Rock)  
 Sept. 7 **TULSA**  
 Sept. 14 at Illinois  
 Sept. 21 at Louisiana-Monroe  
 Sept. 28 **TENNESSEE-MARTIN**  
 Oct. 5 **MIDDLE TENNESSEE**  
 Oct. 12 at Mississippi  
 Oct. 19 **NORTH TEXAS**  
 Oct. 26 **NEW MEXICO STATE**  
 Nov. 2 **SOUTHERN UTAH**  
 Nov. 9 at Louisiana-Lafayette  
 Nov. 16 at Idaho

## ► 2001 RESULTS

at Georgia L 45-17  
 at Baylor L 24-3  
**JACKSONVILLE STATE** L 31-28  
**MISSISSIPPI** L 35-17  
**LOUISIANA-LAFAYETTE** W 26-20  
 at North Texas L 45-0  
**IDAHO** W 34-31  
 at Middle Tennessee L 54-6  
 at New Mexico State L 28-17  
**LOUISIANA-MONROE** L 16-7  
**NICHOLLS STATE** L 28-22

## ► SERIES INFORMATION

**SERIES RECORD:** MT leads 3-0-0  
**AT MURFREESBORO:** MT leads 2-0-0  
**AT JONESBORO:** MT leads 1-0-0  
**AT NEUTRAL SITE:** 0-0  
**LAST MEETING:** MT 54, ASU 6 (11/3/01)

## ► SERIES NOTES

- This will mark the conference opener for Middle Tennessee and the second straight year the Blue Raiders have started league play on the road.
- The Blue Raiders are 1-0 against the Indians in Jonesboro, but that lone meeting came during the 1949 season.
- This will be the Blue Raiders' fourth road game of the year to only one home contest.
- Andy McCollum is 0-1 in the state of Arkansas.

## ► TRAVEL PLANS

- The team will depart Murfreesboro by bus on Friday and workout at Indian Stadium in the afternoon. The team will headquarter at the Hilton East in Memphis (901-767-6666). The Blue Raiders will return home immediately following the game.

## 2002 PREVIEW

**2001 RECORD:** 2-9

**CONFERENCE RECORD:** 2-4 (T4th)

**BOWL APPEARANCE:** None

**FINAL RANKING:** None

**RETURNING STARTERS:** 17 (offense 9, defense 8, specialists 0)

**RETURNING LETTERMEN:** 54 (offense 28, defense 25, specialists 1)

**BASIC OFFENSE:** Pro Set

**BASIC DEFENSE:** 4-2-5

### Top Returnees

Rushing	Att.	Yds.	Avg.	TD			
James Hickenbotham	7	146	20.9	0			
Receiving	Rec.	Yds.	Avg.	TD			
James Hickenbotham	26	310	11.9	1			
Passing	Att.	Comp.	Pct.	Yds.	TD	INT	
Elliott Jacobs	102	43	42.2	586	5	7	
Defense	Tot.	UA	A	INT	QBS	TFL	
Les Echols	71	38	33	3-15	1-6	4-18	
John Bradley	66	23	43	0-0	0-0	9-16	

# Vanderbilt

Game 6 Oct. 12 at Vanderbilt (Vanderbilt Stadium)

## ► GENERAL INFORMATION

LOCATION: Nashville, TN  
 FOUNDED: 1873  
 ENROLLMENT: 6,241  
 CHANCELLOR: Gordon Gee (Utah, 1968)  
 ATHLETICS DIRECTOR: Todd Turner (UNC, '73)  
 CONFERENCE: SEC  
 NICKNAME: Commodores  
 COLORS: Black & Gold  
 STADIUM: Vanderbilt (41,221)  
 PLAYING SURFACE: Grass

## ► COACHING STAFF

### HEAD COACH:

Bobby Johnson (Clemson '73)

RECORD AT VANDY: 0-0 (1st year)

OVERALL RECORD: 60-35 (8 years)

BEST TIME TO REACH COACH:

Call SID Office

FOOTBALL OFFICE PHONE:

615-343-0018

ASSISTANT COACHES:

Bruce Fowler (defensive coordinator)

Ted Cain (offensive coordinator)

Jimmy Kiser (quarterbacks)

Robbie Caldwell (offensive line)

Warren Belin (linebackers)

J.D. Hall (wide receivers)

Charlie Fisher (running backs)

David Turner (defensive line)

Jamie Bryant (defensive backs)

## ► MEDIA RELATIONS

MRD: Rod Williamson (rod.williamson@vanderbilt.edu)

Office: 615-322-4121

Home: 615-794-1839

FB CONTACT: Larry Leathers

INTERNET ADDRESS: vucommodores.com

MRD FAX: 615-343-7064

PRESS BOX PHONE: 615-320-0436

OVERNIGHT ADDRESS: 2601 Jess Neely Dr.,


Nashville, TN 37212



Bobby Johnson



Dan Stricker



Center Jamie Byrum

## ► 2002 SCHEDULE

Aug. 31 at Georgia Tech  
 Sept. 7 FURMAN  
 Sept. 14 at Auburn  
 Sept. 21 at Ole Miss  
 Sept. 28 SOUTH CAROLINA  
 Oct. 12 MIDDLE TENNESSEE  
 Oct. 19 at Georgia  
 Oct. 26 CONNECTICUT  
 Nov. 2 ALABAMA  
 Nov. 9 FLORIDA  
 Nov. 16 at Kentucky  
 Nov. 23 TENNESSEE

## ► 2001 RESULTS

MIDDLE TENNESSEE L 37-28  
 ALABAMA L 12-9  
 RICHMOND W 28-22  
 AUBURN L 24-21  
 GEORGIA L 30-14  
 at South Carolina L 46-14  
 at Duke W 42-28  
 at Florida L 71-13  
 KENTUCKY L 56-30  
 at Tennessee L 38-0  
 at Ole Miss L 38-27

## ► SERIES INFORMATION

SERIES RECORD: VU leads 12-1-0  
 AT MURFREESBORO: VU leads 1-0  
 AT NASHVILLE: VU leads 11-1  
 AT NEUTRAL SITE: 0-0  
 LAST MEETING: MT 37, VU 28 (8/30/01)

## ► SERIES NOTES

- In the first meeting since 1956, the Blue Raiders upended the Commodores 37-28 last year in Nashville. It marked the Blue Raiders' first-ever win over Vanderbilt and the program's first against an SEC team.
- The two schools are located just 25 miles from one another.
- This will mark the fourth game of the year for MT against a team from the SEC.
- Andy McCollum is 3-0 against in-state schools.
- The Blue Raiders have scored just 70 points in the 13-game series and 37 of them came last year in Nashville.
- In last year's game, Middle Tennessee rang up 608 yards of total offense, while Wes Counts threw for 308 yards and Dwone Hicks rushed for 203 yards.

## ► TRAVEL PLANS

- The team will depart Murfreesboro by bus the day of the game and will return home immediately following the contest.

## 2002 PREVIEW

2001 RECORD: 2-9

CONFERENCE RECORD: 0-8 (6th in East)

BOWL APPEARANCE: None

FINAL RANKING: None

RETURNING STARTERS: 13 (offense 6, defense 7, specialists 0)

RETURNING LETTERMEN: 41 (offense 21, defense 18, specialists 2)

BASIC OFFENSE: Two-Back, I-formation

BASIC DEFENSE: 4-3

### Top Returnees

Rushing	Att.	Yds.	Avg.	TD		
Norval McKenzie	13	80	6.2	0		
Receiving	Rec.	Yds.	Avg.	TD		
Dan Stricker	65	1,079	16.6	8		
Passing	Att.	Comp.	Pct.	Yds.	TD	INT
Benji Walker	6	2	.333	48	0	1
Defense	Tot.	UA	A	INT	QBS	TFL
Hunter Hillenmeyer	65	41	24	0	2-18	3-19
Justin Giboney	54	39	15	2-0	0	1-2

# UL-Lafayette

Game 7 • Oct. 19 at Middle Tennessee (Floyd Stadium)

## ► GENERAL INFORMATION

**LOCATION:** Lafayette, LA  
**FOUNDED:** 1898  
**ENROLLMENT:** 15,407  
**PRESIDENT:** Dr. Ray Authement (ULL '50)  
**ATHLETICS DIRECTOR:** Nelson Schexnayder  
**CONFERENCE:** Sun Belt  
**NICKNAME:** Ragin' Cajuns  
**COLORS:** Vermillion & White  
**STADIUM:** Cajun Field (31,000)  
**PLAYING SURFACE:** Grass

## ► COACHING STAFF

### HEAD COACH:

Rickey Bustle (Clemson '76)

**RECORD AT ULL:** 0-0 (1st year)

**OVERALL RECORD:** 0-0 (1st year)

**BEST TIME TO REACH COACH:**

Monday - Thursday 2:15-3:15 PM CST

**FOOTBALL OFFICE PHONE:**

337-482-6318

### ASSISTANT COACHES:

Gary Bartel (asst. head coach/secondary)

Rob Christophel (off. coord./quarterbacks)

Brent Pry (def. coord./linebackers)

Carey Bailey (defensive line)

Troy Wingerter (tight ends)

Mike Gibson (offensive line)

Brian Crist (wide receivers)

Brian Jenkins (running backs)

Shawn Quinn (outside linebackers)

## ► MEDIA RELATIONS

**MRD:** Daryl Cetnar (ulsid@bellsouth.net)

Office: 337-482-6331

Home: 337-291-2918

**ASSISTANTS:** Rob Broussard

**INTERNET ADDRESS:** ragincajuns.com

**MRD FAX:** 337-482-6649

**PRESS BOX PHONE:** 337-482-6331


**OVERNIGHT ADDRESS:** Athletics Complex, 201 Reinhardt Dr., Lafayette, LA 70506



Rickey Bustle



Charles Tillman



Quarterback Jon Van Cleave

## ► 2002 SCHEDULE

Aug. 31	at Texas A&M
Sept. 7	<b>MINNESOTA</b>
Sept. 14	at Houston
Sept. 21	<b>UAB</b>
Oct. 5	at LSU
Oct. 12	at New Mexico State
Oct. 19	at Middle Tennessee
Oct. 26	<b>NORTH TEXAS</b>
Nov. 2	<b>IDAHO</b>
Nov. 9	<b>ARKANSAS STATE</b>
Nov. 16	at Arkansas
Nov. 23	at Louisiana-Monroe

## ► 2001 RESULTS

<b>NICHOLLS STATE</b>	W	20-0
at Minnesota	L	44-14
<b>SOUTHERN MISS</b>	L	35-10
<b>MIDDLE TENNESSEE</b>	L	26-9
at Arizona State	L	63-27
at Arkansas State	L	26-20
at Idaho	W	54-37
<b>LOUISIANA-MONROE</b>	W	17-12
at North Texas	L	42-17
<b>NEW MEXICO STATE</b>	L	49-46
at Central Florida	L	31-0

## ► SERIES INFORMATION

**SERIES RECORD:** MT leads 2-1-0  
**AT MURFREESBORO:** MT leads 1-0  
**AT LAFAYETTE:** Tied 1-1  
**AT NEUTRAL SITE:** 0-0  
**LAST MEETING:** MT 26, ULL 9 (9/29/01)

## ► SERIES NOTES

- The game will mark Middle Tennessee's Sun Belt Conference home opener. The Blue Raiders are a perfect 3-0 at home against SBC teams.
- The last meeting between these two teams in Murfreesboro resulted in a thrilling Blue Raider victory in overtime. The final score was 41-38 as Brian Kelly made a 21-yard field goal in the second overtime for the win.
- In three games against the Ragin' Cajuns, Middle Tennessee has averaged 37.3 points a contest.
- In last year's win over the Ragin' Cajuns, Reshard Lee rushed for 127 yards on just eight carries (15.9 average) and Brandon Lynch returned a fumble 50 yards for a touchdown.
- This marks the Blue Raiders' only home game in the month of October.

## 2002 PREVIEW

**2001 RECORD:** 3-8

**CONFERENCE RECORD:** 2-4

**BOWL APPEARANCE:** None

**FINAL RANKING:** None

**RETURNING STARTERS:** 19 (offense 10, defense 6, specialists 3)

**RETURNING LETTERMEN:** 43 (offense 22, defense 18, specialists 3)

**BASIC OFFENSE:** Multiple

**BASIC DEFENSE:** Multiple 8-man fronts

### Top Returnees

Rushing	Att.	Yds.	Avg.	TD		
Jerome Coleman	162	625	3.9	10		
Receiving	Rec.	Yds.	Avg.	TD		
Nick Dugas	60	616	10.3	3		
Passing	Att.	Comp.	Pct.	Yds.	TD	INT
Van Cleave	407	224	.550	2,499	14	10
Defense	Tot.	UA	A	INT	QBS	TFL
Ross Brupbacher	78	50	28	0	5-25	12-34
Marrious Berry	62	44	18	1-17	3-24	9-32

# Idaho

Game 8 Oct. 26 at Idaho (Kibbie Dome)

## ► GENERAL INFORMATION

**LOCATION:** Moscow, ID  
**FOUNDED:** 1889  
**ENROLLMENT:** 12,076  
**PRESIDENT:** Dr. Bob Hoover  
**ATHLETICS DIRECTOR:** Mike Bohn  
**CONFERENCE:** Sun Belt  
**NICKNAME:** Vandals  
**COLORS:** Silver & Vandal Gold  
**STADIUM:** Kibbie Dome (16,000)  
**PLAYING SURFACE:** Artificial Turf

## ► COACHING STAFF

### HEAD COACH:

Tom Cable (Idaho, 1986)

**RECORD AT IDAHO:** 6-16 (2 years)

**OVERALL RECORD:** 6-16 (2 years)

**BEST TIME TO REACH COACH:**

Through SID (Monday - Friday)

**FOOTBALL OFFICE PHONE:**

208-885-0235

### ASSISTANT COACHES:

Ed Lamb (defensive coordinator)

Bret Ingalls (offensive coordinator)

Gary Coston (special teams coordinator)

Tim Drevno (offensive line)

Rich Fisher (linebackers)

Tarn Sublett (receivers)

George Booker (defensive line)

Joel Thomas (running backs)

Brian Thure (tight ends)

## ► MEDIA RELATIONS

**MRD:** Becky Paull (bpaull@uidaho.edu)

Office: 208-885-0245

Home: 208-883-0850

**ASST:** Steve Kirkwood, Bob Wilson, Dan Hunt

**INTERNET ADDRESS:** uiathletics.com

**MRD FAX:** 208-885-0255

**PRESS BOX PHONE:** 208-885-0211


**OVERNIGHT ADDRESS:** Kibbie-ASUI Activity Center, Moscow, ID 83844-2307



Tom Cable



Brian Lindgren



Quarterback Brian Lindgren

## ► 2002 SCHEDULE

Aug. 31 at Boise State  
 Sept. 7 at Washington State  
 Sept. 14 at Oregon  
 Sept. 21 **SAN DIEGO STATE**  
 Sept. 28 at Washington  
 Oct. 5 **MONTANA**  
 Oct. 12 at Louisiana-Monroe  
 Oct. 26 **MIDDLE TENNESSEE**  
 Nov. 2 at Louisiana-Lafayette  
 Nov. 9 at North Texas  
 Nov. 16 **ARKANSAS STATE**  
 Nov. 23 **NEW MEXICO STATE**

## ► 2001 RESULTS

**WASHINGTON STATE** L 36-7  
 at Arizona L 36-29  
 at Washington L 53-3  
**BOISE STATE** L 45-13  
 at Middle Tennessee L 70-58  
 at New Mexico State L 46-39  
**LOUISIANA-LAFAYETTE** L 54-37  
 at Arkansas State L 34-31  
**LOUISIANA-MONROE** W 42-38  
**NORTH TEXAS** L 50-27  
 at Montana L 33-27

## ► SERIES INFORMATION

**SERIES RECORD:** MT leads 1-0  
**AT MURFREESBORO:** MT leads 1-0  
**AT MOSCOW:** 0-0  
**AT NEUTRAL SITE:** 0-0  
**LAST MEETING:** MT 70, Idaho 58 (10/6/01)

## ► SERIES NOTES

- This will mark Middle Tennessee's first game in a dome stadium since 1995 when it fell to Georgia Southern in the Georgia Dome, 34-26.
- In last year's meeting in Murfreesboro, the two teams combined for an NCAA record 128 points. MT won 70-58 after leading 42-10 at the half.
- In last year's game, former signal caller Wes Counts set a new single-game passing mark with 459 yards. His counterpart, Brian Lindgren, completed 49 of 71 passes for 637 yards.
- In the 2001 meeting, Tyrone Calico caught five passes (three for touchdowns) for 160 yards, while Dwone Hicks rushed for 169 yards and three scores.
- As the crow flies, the two schools are located 1,746 miles apart or 1,517 nautical miles. By car, however, the two schools are a mere 2,207 miles from one another, which would take about 40 hours and 38 minutes of traveling time.

## ► TRAVEL PLANS

- The team will depart Nashville Airport via charter on Friday morning. The team will headquarter in Lewiston, Idaho at the Red Lion (1-800-232-6730). The team will return home immediately following the game.

## 2002 PREVIEW

**2001 RECORD:** 1-10

**CONFERENCE RECORD:** 1-5

**BOWL APPEARANCE:** None

**FINAL RANKING:** None

**RETURNING STARTERS:** 23 (offense 9, defense 10, specialists 4)

**RETURNING LETTERMEN:** 38 (offense 19, defense 16, specialists 3)

**BASIC OFFENSE:** Multiple

**BASIC DEFENSE:** Multiple

### Top Returnees

Rushing	Att.	Yds.	Avg.	TD			
Blair Lewis	98	509	5.2	2			
Receiving	Rec.	Yds.	Avg.	TD			
Chris Belser	44	603	13.7	4			
Passing	Att.	Comp.	Pct.	Yds.	TD	INT	
Brian Lindgren	213	126	.592	1,611	10	10	
Defense	Tot.	UA	A	INT	QBS	TFL	
Sergio Robledo	67	33	34	0	0	3-6	
Jordan Kramer	65	43	22	0	0	2-3	

# New Mexico St.

Game 9 • Nov. 2 at New Mexico St. (Aggie Memorial)

## ► GENERAL INFORMATION

**LOCATION:** Las Cruces, NM  
**FOUNDED:** 1888  
**ENROLLMENT:** 15,449  
**PRESIDENT:** Dr. Jay Gogue  
**ATHLETICS DIRECTOR:** Brian Faison  
**CONFERENCE:** Sun Belt  
**NICKNAME:** Aggies  
**COLORS:** Crimson & White  
**STADIUM:** Aggie Memorial (30,343)  
**PLAYING SURFACE:** Grass

## ► COACHING STAFF

### HEAD COACH:

Tony Samuel (Nebraska, 1979)  
**RECORD AT NMSU:** 19-37 (5 years)  
**OVERALL RECORD:** 19-37 (5 years)  
**BEST TIME TO REACH COACH:**

11 AM - 1 PM

### FOOTBALL OFFICE PHONE:

505-646-2521

### ASSISTANT COACHES:

Kendall Blackburn (tight ends)  
 Ross Els (secondary/special teams)  
 Barney Cotton (asst. head coach/off. coord.)  
 Michael Garrison (running backs)  
 Gerry Gdowski (quarterbacks)  
 Rich Glover (defensive line)  
 Mark Mauer (receivers)  
 Richard Rodgers (secondary)  
 Steve Stanard (defensive coord./linebackers)

## ► MEDIA RELATIONS

**MRD:** Sean Johnson (seajohns@nmsu.edu)

Office: 505-646-1805

Home: 505-527-0675

**ASSISTANTS:** Tyler Dunkel

**INTERNET ADDRESS:** nmstatesports.com

**MRD FAX:** 505-646-2425

**PRESS BOX PHONE:** 505-646-2700


**OVERNIGHT ADDRESS:** MSC 3145, P.O. Box 30001, Las Cruces, NM 88003



Tony Samuel



Siddeeq Shabazz



Defensive Back Siddeeq Shabazz

## ► 2002 SCHEDULE

Aug. 31 at South Carolina  
 Sept. 7 at California  
 Sept. 21 **NEW MEXICO**  
 Sept. 28 at Georgia  
 Oct. 5 **UTEP**  
 Oct. 12 **LOUISIANA-LAFAYETTE**  
 Oct. 19 **LOUISIANA-MONROE**  
 Oct. 26 at Arkansas State  
 Nov. 2 **MIDDLE TENNESSEE**  
 Nov. 9 at Utah State  
 Nov. 16 at North Texas  
 Nov. 23 at Idaho

## ► 2001 RESULTS

at Louisville L 45-24  
 at Texas L 41-7  
**OREGON STATE** L 27-22  
 at Kansas State L 64-0  
 at Louisiana-Monroe W 31-0  
 at Tulsa W 24-7  
**IDAHO** W 46-39  
 at Middle Tennessee L 39-35  
**NORTH TEXAS** L 22-20  
**ARKANSAS STATE** W 28-17  
 at Louisiana-Lafayette W 49-46  
 at New Mexico L 53-0

## ► SERIES INFORMATION

**SERIES RECORD:** MT leads 1-0  
**AT MURFREESBORO:** MT leads 1-0  
**AT LAS CRUCES:** 0-0  
**AT NEUTRAL SITE:** 0-0  
**LAST MEETING:** MT 39, NMSU 35 (10/27/01)

## ► SERIES NOTES

- This will mark the seventh and final road game for the Blue Raiders this year. Middle Tennessee enters this game having played only two home contests all year (one in September and one in October).
- The Blue Raiders are 7-2 under Andy McCollum in the month of November.
- Last year's Blue Raider win produced the greatest comeback in school history. Trailing 35-11 in the fourth quarter, Middle Tennessee responded with 28 unanswered points to secure the victory.
- Wide receiver David Youell enjoyed his best game as a collegian in last year's game by registering 10 receptions for 104 yards.
- This will be the first game the Blue Raiders have ever played in the state of New Mexico.

## ► TRAVEL PLANS

- The team will depart Nashville Airport via charter on Friday morning. The team will headquarter at the Holiday Inn (505-526-4411). The team will return home immediately following the game.

## 2002 PREVIEW

**2001 RECORD:** 5-7

**CONFERENCE RECORD:** 4-2

**BOWL APPEARANCE:** None

**FINAL RANKING:** None

**RETURNING STARTERS:** 11 (offense 4, defense 5, specialists 2)

**RETURNING LETTERMEN:** 41 (offense 21, defense 17, specialists 3)

**BASIC OFFENSE:** Power I

**BASIC DEFENSE:** Multiple 4-3

### Top Returnees

Rushing	Att.	Yds.	Avg.	TD			
Walter Taylor	83	331	4.0	3			
Receiving	Rec.	Yds.	Avg.	TD			
P.J. Winston	46	570	12.4	1			
Passing	Att.	Comp.	Pct.	Yds.	TD	INT	
Buck Pierce	37	20	.541	215	1	0	
Defense	Tot.	UA	A	INT	QBS	TFL	
Siddeeq Shabazz	107	58	49	2-0	0-0	0-0	
Tyrone Gifford	84	54	30	4-15	2.5-21	5-25	

# UL-Monroe

Game 10 • Nov. 16 at Middle Tennessee (Floyd Stadium)

## ► GENERAL INFORMATION

**LOCATION:** Monroe, LA  
**FOUNDED:** 1931  
**ENROLLMENT:** 8,760  
**PRESIDENT:** Dr. James E. Cofer (Miss. St. '71)  
**ATHLETICS DIRECTOR:** Bruce Hanks (ULM '76)  
**CONFERENCE:** Sun Belt  
**NICKNAME:** Indians  
**COLORS:** Maroon & Gold  
**STADIUM:** Malone (30,427)  
**PLAYING SURFACE:** Grass

## ► COACHING STAFF

### HEAD COACH:

Bobby Keasler (ULM, 1970)  
**RECORD AT ULM:** 8-25 (3 years)  
**BEST RECORD:** 86-57-2 (12 years)  
**BEST TIME TO REACH COACH:**  
 Through SID Office (Monday - Friday)  
**FOOTBALL OFFICE PHONE:**  
 318-342-3575

### ASSISTANT COACHES:

Mike Collins (defensive coordinator/lb)  
 Tommy Condell (offensive coord./qb)  
 Mike Trevathan (wide receivers)  
 Manny Michel (defensive line)  
 Pat Murphy (strong safeties)  
 Kenneth Ray (running backs)  
 Tim Rebowe (defensive backs)  
 Allen Rudolph (offensive line)

## ► MEDIA RELATIONS

**MRD:** Hank Largin (palargin@ulm.edu)  
 Office: 318-342-5442  
 Home: 318-651-8361  
**ASSISTANTS:** Troy Mitchell  
**INTERNET ADDRESS:** ulmathletics.com  
**MRD FAX:** 318-342-5464  
**PRESS BOX PHONE:** 318-342-5471  
**OVERNIGHT ADDRESS:** ULM 700 University Ave., Administration Bldg., Monroe, LA 71209



**Bobby Keasler**



**Maurice Sonnier**



**Linebacker Darwin Roberts**

## ► 2002 SCHEDULE

Aug. 31	at Mississippi
Sept. 7	at Kansas State
Sept. 14	<b>MCNEESE STATE</b>
Sept. 21	<b>ARKANSAS STATE</b>
Oct. 5	<b>TULANE</b>
Oct. 12	<b>IDAHO</b>
Oct. 19	at New Mexico State
Oct. 26	<b>UTAH STATE</b>
Nov. 2	at North Texas
Nov. 9	at Auburn
Nov. 16	at Middle Tennessee
Nov. 23	<b>LOUISIANA-LAFAYETTE</b>

## ► 2001 RESULTS

<b>SAM HOUSTON</b>	L	20-9
at Florida	L	55-6
<b>MIDDLE TENNESSEE</b>	L	38-20
<b>NEW MEXICO STATE</b>	L	31-0
<b>NORTH TEXAS</b>	W	19-17
at Central Florida	L	38-6
at Louisiana-Lafayette	L	17-12
at Idaho	L	42-38
<b>TROY STATE</b>	L	44-12
at Arkansas State	W	16-7
at Cincinnati	L	42-10

## ► SERIES INFORMATION

**SERIES RECORD:** MT leads 2-1-0  
**AT MURFREESBORO:** MT leads 1-0  
**AT MONROE:** Tied 1-1  
**AT NEUTRAL SITE:** 0-0  
**LAST MEETING:** MT 38, ULM 20 (9/22/01)

## ► SERIES NOTES

- Andy McCollum is a perfect 3-0 at home against team's from the state of Louisiana.
- The Blue Raiders have allowed ULM to score points in only two of the last 10 quarters they have played.
- The last meeting between the two school's in Murfreesboro resulted in a 28-0 shutout by the Blue Raiders.
- The combined score in the series is MT 66, ULM 30.
- Last year's game was historic because it marked the very first game in the newly-formed Sun Belt Conference.
- In the 2001 game, Middle Tennessee recorded its longest drive in school history. In the second quarter, MT drove 99 yards and 35 inches in 14 plays for a touchdown. The Blue Raiders got backed up to the one-inch line following a successful Indians special teams play.

## 2002 PREVIEW

<b>2001 RECORD:</b> 2-9	<b>BASIC OFFENSE:</b> Multiple
<b>CONFERENCE RECORD:</b> 2-4	<b>BASIC DEFENSE:</b> 4-2-5
<b>BOWL APPEARANCE:</b> None	
<b>FINAL RANKING:</b> None	
<b>RETURNING STARTERS:</b> 20 (offense 9, defense 10, specialists 1)	
<b>RETURNING LETTERMEN:</b> 54 (offense 26, defense 27, specialists 1)	

### Top Returnees

Rushing	Att.	Yds.	Avg.	TD			
Bryant Jacobs	103	305	3.0	1			
Receiving	Rec.	Yds.	Avg.	TD			
Mack Vincent	47	619	13.2	2			
Passing	Att.	Comp.	Pct.	Yds.	TD	INT	
Floyd Smith	6	1	.167	11	0	0	
Defense	Tot.	UA	A	INT	QBS	TFL	
Maurice Sonnier	76	32	44	0-0	5-36	8.5-39	
Chris Harris	74	37	37	2-29	0-0	3-16	

# North Texas

Game 11 • Nov. 23 at Middle Tennessee (Floyd Stadium)

## ► GENERAL INFORMATION

**LOCATION:** Denton, TX  
**FOUNDED:** 1890  
**ENROLLMENT:** 27,909  
**PRESIDENT:** Dr. Norval Pohl  
**ATHLETICS DIRECTOR:** Rick Villareal  
**CONFERENCE:** Sun Belt  
**NICKNAME:** Eagles, Mean Green  
**COLORS:** Green & White  
**STADIUM:** Fouts Field (30,500)  
**PLAYING SURFACE:** Artificial Turf

## ► COACHING STAFF

### HEAD COACH:

Darrell Dickey (Kansas State, 1984)  
**RECORD AT UNT:** 13-32 (4 years)  
**OVERALL RECORD:** 13-32 (4 years)  
**BEST TIME TO REACH COACH:**  
 11 AM - 1 PM (Monday - Friday)  
**FOOTBALL OFFICE PHONE:**  
 940-565-3653

### ASSISTANT COACHES:

Gary DeLoach (defensive coord./secondary)  
 Spencer Leftwich (offensive line)  
 Ramon Flanigan (off. coord./quarterbacks)  
 Freddie Kitchens (running backs)  
 Rick Gailey (tight ends)  
 Mike Bugar (defensive tackles)  
 Eric Russell (defensive ends)  
 Kenny Evans (linebackers)  
 Kelvin Martin (wide receivers/special teams)

## ► MEDIA RELATIONS

**MRD:** Eric Capper (ecapper@unt.edu)  
 Office: 940-565-2476  
 Home: 972-353-5324


**ASSISTANTS:** Jerry Scott, Randy Cummings  
**INTERNET ADDRESS:** unt.edu/meangreen  
**MRD FAX:** 940-565-3671  
**PRESS BOX PHONE:** 940-565-2476  
**OVERNIGHT ADDRESS:** PO Box 311397,  
 Denton, TX 76203



Darrell Dickey



Kevin Galbreath



Running Back Kevin Galbreath

## ► 2002 SCHEDULE

Aug. 31 at Texas  
 Sept. 7 NICHOLLS STATE  
 Sept. 14 at Alabama  
 Sept. 21 at TCU  
 Sept. 28 at Arizona  
 Oct. 5 SOUTH FLORIDA  
 Oct. 19 at Arkansas State  
 Oct. 26 at Louisiana-Lafayette  
 Nov. 2 LOUISIANA-MONROE  
 Nov. 9 IDAHO  
 Nov. 16 NEW MEXICO STATE  
 Nov. 23 at Middle Tennessee

## ► 2001 RESULTS

TCU	L	19-5
at Oklahoma	L	37-10
TEXAS TECH	L	42-14
at South Florida	L	28-10
at Louisiana-Monroe	L	19-17
MIDDLE TENNESSEE	W	24-21
ARKANSAS STATE	W	45-0
at New Mexico State	W	22-20
LOUISIANA-LAFAYETTE	W	42-17
at Idaho	W	50-27
at Troy State	L	18-16
vs Colorado State	L	45-20

## ► SERIES INFORMATION

**SERIES RECORD:** UNT leads 1-0  
**AT MURFREESBORO:** 0-0  
**AT DENTON:** UNT leads 1-0  
**AT NEUTRAL SITE:** 0-0  
**LAST MEETING:** UNT 24, MT 21 (10/13/01)

## ► SERIES NOTES

- A key factor in last year's game was the limited action of running back Dwone Hicks. The Blue Raiders' top rusher went down with a hamstring injury during MT's third possession of the game and never returned. Before his injury, Hicks had four carries for 28 yards.
- Middle Tennessee's lone conference loss came at the hands of the Mean Green last season.
- There are a few coaching connections with the two staffs. MT defensive coordinator Steve Davis coached on the same staff at LSU with NT head coach Darrell Dickey and NT defensive line coach Mike Bugar. Davis also coached with Bugar at Southern Miss in the late '80s and MT head coach Andy McCollum coached with Bugar at Baylor in the mid '90s.

## 2002 PREVIEW

**2001 RECORD:** 5-7  
**CONFERENCE RECORD:** 5-1  
**BOWL APPEARANCE:** New Orleans Bowl (Colorado State 45, UNT 20)  
**FINAL RANKING:** None  
**RETURNING STARTERS:** 20 (offense 11, defense 9, specialists 1)  
**RETURNING LETTERMEN:** 47 (offense 26, defense 20, specialists 1)

**BASIC OFFENSE:** Multiple  
**BASIC DEFENSE:** 4-3

### Top Returnees

Rushing	Att.	Yds.	Avg.	TD		
Kevin Galbreath	264	1,119	4.2	4		
Receiving	Rec.	Yds.	Avg.	TD		
George Marshall	32	546	17.1	11		
Passing	Att.	Comp.	Pct.	Yds.	TD	INT
Scott Hall	194	102	.526	1,453	17	11
Defense	Tot.	UA	A	INT	QBS	TFL
Cody Spencer	105	64	41	1-7	0	4-12
Craig Jones	82	47	35	2-11	0	2-4

# Utah State

**Game 12 Nov. 30 at Middle Tennessee (Floyd Stadium)**

## ► GENERAL INFORMATION

**LOCATION:** Logan, UT  
**FOUNDED:** 1888  
**ENROLLMENT:** 21,490  
**PRESIDENT:** Dr. Kermit Hall (Akron '66)  
**ATHLETICS DIR.:** Rance Pugmire (Idaho '87)  
**CONFERENCE:** Independent  
**NICKNAME:** Aggies  
**COLORS:** Navy Blue & White  
**STADIUM:** Romney (30,257)  
**PLAYING SURFACE:** Bent Bluegrass

## ► COACHING STAFF

### HEAD COACH:

Mike Dennehy (Montana '73)  
**RECORD AT USU:** 9-13 (2 years)  
**OVERALL RECORD:** 58-38 (9 years)  
**BEST TIME TO REACH COACH:**

Through SID Office  
**FOOTBALL OFFICE PHONE:**  
 435-797-1870

### ASSISTANT COACHES:

David Reeves (asst. head coach/linebackers)  
 Bob Cole (off. coord./quarterbacks)  
 Jeff Hoover (offensive line)  
 Mike Lynch (tight ends)  
 Chris Tabor (wide receivers)  
 Kraig Paulson (def. coord./safeties)  
 Carl Franks (linebackers)  
 Tom McMahon (defensive line)  
 Derrick Odum (cornerbacks)

## ► MEDIA RELATIONS


**MRD:** Mike Strauss (mstrauss@cc.usu.edu)  
 Office: 435-797-1361  
 Home: 435-755-0597  
**ASSISTANTS:** Doug Hoffman, Lis Erickson  
**INTERNET ADDRESS:** UtahStateAggies.com  
**MRD FAX:** 435-797-2615  
**PRESS BOX PHONE:** 435-797-1686  
**OVERNIGHT ADDRESS:** 7400 Old Main Hill,  
 USU, Logan, UT 84322



**Mike Dennehy**



**Jamar Glasper**



**WR Kevin Curtis**

## ► 2002 SCHEDULE

Aug. 31	<b>UTAH</b>
Sept. 7	at Nebraska
Sept. 14	<b>IDAHO STATE</b>
Sept. 21	at Iowa
Sept. 28	at Boise State
Oct. 4	<b>BRIGHAM YOUNG</b>
Oct. 19	<b>NEW MEXICO</b>
Oct. 26	at Louisiana-Monroe
Nov. 9	<b>NEW MEXICO STATE</b>
Nov. 16	at Troy State
Nov. 30	at Middle Tennessee

## ► 2001 RESULTS

at Utah	L	23-19
at LSU	L	31-14
<b>WYOMING</b>	L	43-42
<b>OREGON</b>	L	38-21
at BYU	L	54-34
<b>IDAHO STATE</b>	W	28-27
<b>CENTRAL FLORIDA</b>	W	30-27
at Connecticut	W	38-31
<b>WEBER STATE</b>	W	56-43
at South Florida	L	34-13
at Fresno State	L	70-21

## ► SERIES INFORMATION

**SERIES RECORD:** First Meeting  
**AT MURFREESBORO:** 0-0  
**AT LOGAN:** 0-0  
**AT NEUTRAL SITE:** 0-0  
**LAST MEETING:** First Meeting

## ► SERIES NOTES

● This will be the latest date the Blue Raiders have played a regular season game since 1950.

## 2002 PREVIEW

<b>2001 RECORD:</b> 4-7	<b>BASIC OFFENSE:</b> One-Back
<b>CONFERENCE RECORD:</b> 0-0	<b>BASIC DEFENSE:</b> 4-3
<b>BOWL APPEARANCE:</b> None	
<b>FINAL RANKING:</b> None	
<b>RETURNING STARTERS:</b> 17 (offense 7, defense 8, specialists 2)	
<b>RETURNING LETTERMEN:</b> 42 (offense 19, defense 21, specialists 2)	

### Top Returnees

Rushing	Att.	Yds.	Avg.	TD		
David Fiefa	30	187	6.2	2		
Receiving	Rec.	Yds.	Avg.	TD		
Kevin Curtis	100	1,531	15.3	10		
Passing	Att.	Comp.	Pct.	Yds.	TD	INT
Jose Fuentes	427	260	.595	3,100	24	18
Defense	Tot.	UA	A	INT	QBS	TFL
Jesse Busta	100	42	58	0	3-9	13-27
Jamar Glasper	77	31	46	0	0-0	4-9

# Record vs All Opponents

## CONFERENCES

Conference	Won	Lost	Tied	Pct
ACC	0	2	0	.000
Big 12	0	2	0	.000
Big Sky	0	1	0	.000
Big Ten	0	2	0	.000
Gen. Collegiate	1	1	0	.500
College Athletic	1	3	0	.250
Conference USA	0	1	0	.000
Gateway	2	0	1	.833
Gulf South	40	8	0	.833
Independent	9	9	0	.500
Mid-American	2	4	0	.333
Ohio Valley	194	115	4	.626
PAC 10	0	1	0	.000
SEC	1	18	0	.053
Southland	0	2	0	.000
Southern	39	44	2	.471
Sou. Intercoll.	3	0	0	1.000
Sun Belt	5	1	0	.833
SWAC	3	1	0	.750
Yankee	0	3	0	.000

School	W-L-T	First Met	Last Met
Akron	6-1-0	1980	1986
<b>Alabama</b>	<b>0-0-0</b>	<b>2002</b>	<b>2002</b>
Alcorn State	0-1-0	1988	1988
Appalachian St.	1-1-0	1974	1989
Arizona	0-1-0	1999	1999
Arkansas	0-1-0	1999	1999
<b>Arkansas State</b>	<b>3-0-0</b>	<b>1948</b>	<b>2001</b>
Austin Peay	38-12-2	1936	1997
Ball State	2-4-0	1969	1974
Baylor (Chatt.)	1-0-0	1917	1917
Bedford County	1-0-0	1917	1917
Bethel (Ky.)	3-2-0	1920	1936
Bethel (Tenn.)	5-0-0	1923	1931
Boise State	0-1-0	1990	1990
Bowen	1-0-0	1913	1913
Byron	3-0-0	1922	1927

Campbellsville	1-0-0	1993	1993
Camp Forrest	1-0-0	1942	1942
Carson-Newman	4-0-0	1951	1976
Castle Heights	4-0-0	1914	1917
Central Florida	0-1-0	1999	1999
Centre	0-1-0	1946	1946
Chattanooga	11-25-1	1916	1997
Chatt. Central	1-1-0	1915	1916
Cincinnati	0-1-0	1991	1991
Connecticut	2-0-0	2000	2001
Cumberland	9-5-2	1914	1948
Delaware	0-2-0	1977	1978
Delta State	2-1-0	1937	1941
Eastern Illinois	1-2-0	1996	1998
Eastern Kentucky	19-29-0	1953	1998
East Tennessee	23-12-1	1947	1999
Elizabeth City	1-0-0	1982	1982
Emory & Henry	0-1-1	1951	1952
Evansville	1-0-0	1923	1923
Florida	0-1-0	2000	2000
Florida State	0-1-0	1991	1991
Freed-Hardeman	1-0-0	1934	1934
F&C	1-0-0	1913	1913
Ga. Southern	4-7-0	1984	1995
Gordon	1-0-0	1941	1941
Hawaii	0-1-0	1993	1993
Hume-Fogg	1-0-0	1913	1913
<b>Idaho</b>	<b>1-0-0</b>	<b>2001</b>	<b>2001</b>
Illinois	0-2-0	1998	2000
Illinois State	0-0-1	1994	1994
Indiana State	1-0-0	1984	1984
Jackson State	1-0-0	1990	1990
Jacksonville State	14-2-2	1927	1998
James Madison	0-1-0	1994	1994
<b>Kentucky</b>	<b>0-0-0</b>	<b>2002</b>	<b>2002</b>
Lamar Tech	1-1-0	1950	1961
Lenoir-Rhyne	2-0-0	1984	1985
Liberty Baptist	1-0-0	1982	1982
Lincoln Memorial	2-0-0	1930	1931
<b>Louisiana-Lafayette</b>	<b>2-1-0</b>	<b>1999</b>	<b>2001</b>
<b>Louisiana-Monroe</b>	<b>2-1-0</b>	<b>1999</b>	<b>2001</b>
Louisiana Tech	1-3-0	1984	2000
LSU	0-1-0	2001	2001
Marshall	0-2-0	1992	1994

Maryland	0-1-0	2000	2000
Maryville	6-6-0	1920	1949
Memphis State	12-7-1	1925	1954
Miami (Fla.)	2-0-0	1931	1932
Miles	1-0-0	1986	1986
Milligan	3-1-1	1946	1950
Millington Navy	2-0-0	1949	1950
Mississippi	0-1-0	2001	2001
Mississippi State	0-2-0	1999	2000
Mississippi Valley	2-0-0	1987	1988
M.B.A.	1-0-0	1913	1913
Morehead State	37-8-1	1950	1995
Morgan	1-1-0	1913	1924
Morris Harvey	1-1-0	1955	1956
Murray State	37-29-3	1925	2000
Muskingum	1-0-0	1964	1964
Nebraska	0-1-0	1992	1992
<b>New Mexico State</b>	<b>1-0-0</b>	<b>2001</b>	<b>2001</b>
North Alabama	19-6-0	1927	1980
North Carolina St.	0-1-0	1989	1989
<b>North Texas</b>	<b>0-1-0</b>	<b>2001</b>	<b>2001</b>
Northern Illinois	1-1-0	1988	1992
Ogden	1-0-0	1926	1926
Pensacola Navy	2-4-0	1961	1969
Piedmont	2-0-0	1929	1930
Presbyterian	1-0-0	1959	1959
Sam Houston St.	1-1-0	1956	1991
Savannah State	2-0-0	1982	1983
Sewanee	0-3-0	1916	1932
Sewanee "B"	2-0-0	1917	1920
Sewanee Frosh	1-1-0	1922	1929
Sewanee Military	1-0-0	1917	1917
Sewart AFB	4-0-0	1951	1954
<b>S.E. Missouri</b>	<b>9-1-0</b>	<b>1947</b>	<b>1998</b>
South Florida	1-0-0	2000	2000
Sou. Presbyterian	2-0-0	1915	1916
Southwestern	1-0-0	1922	1922
Southwest Missouri	1-0-0	1986	1986
Stetson	0-1-0	1925	1925
Tampa	0-1-0	1942	1942
<b>Tennessee</b>	<b>0-0-0</b>	<b>2002</b>	<b>2002</b>
Tennessee-Martin	20-7-1	1931	1999
Tennessee State	10-9-0	1973	1998
Tennessee Tech	35-32-7	1917	1998
Tenn. Wesleyan	0-2-0	1930	1938
Texas A&M	0-1-0	1995	1995
Troy State	9-1-0	1936	2001
Tulsa	0-1-0	1993	1993
Tusculum	1-0-0	1938	1938
UAB (Ala.-B'ham)	1-2-0	1995	2000
Union (Tenn.)	11-3-2	1921	1951
UT Meds	0-1-0	1921	1921
<b>Utah State</b>	<b>0-0-0</b>	<b>2002</b>	<b>2002</b>
<b>Vanderbilt</b>	<b>1-12-0</b>	<b>1915</b>	<b>2001</b>
Vanderbilt "B"	5-1-1	1913	1926
Vanderbilt Frosh	1-1-0	1922	1929
Vanderbilt Meds	2-0-0	1913	1914
Western Carolina	2-2-0	1973	1981
Western Ky.	29-27-1	1914	1991
Winston-Salem	0-1-0	1987	1987
Wofford	1-0-0	1999	1999
Youngstown St.	3-4-0	1981	1987



The Blue Raiders opened their inaugural home Sun Belt Conference season in style by setting an NCAA record. MT and Idaho set a new mark in combined points scored as the Blue Raiders won, 70-58.

# Record vs '02 Opponents

## Alabama

(First Meeting)

Year	W/L	Score	Site
------	-----	-------	------

2002

At Murfreesboro: 0-0

At Birmingham: 0-0

At Tuscaloosa: 0-0

## Tennessee

(First Meeting)

Year	W/L	Score	Site
------	-----	-------	------

2002

At Murfreesboro: 0-0

At Knoxville: 0-0

## Kentucky

(First Meeting)

Year	W/L	Score	Site
------	-----	-------	------

2002

At Murfreesboro: 0-0

At Lexington: 0-0

## Southeast Missouri

(MT leads 9-1)

Year	W/L	Score	Site
------	-----	-------	------

1947 W 12-0 A

1948 W 20-7 H

1991 W 52-0 H

1992 W 30-16 A

1993 W 31-10 H

1994 W 38-14 A

1995 W 42-0 H

1996 L 16-13 (ot) A

1997 W 55-6 H

1998 W 21-19 A

At Murfreesboro: 5-0

At Cape Girardeau: 4-1

## Arkansas State

(MT leads 3-0)

Year	W/L	Score	Site
------	-----	-------	------

1948 W 14-7 H

1949 W 25-12 A

2001 W 54-6 H

At Murfreesboro: 2-0

At Jonesboro: 1-0

## Vanderbilt

(Vanderbilt leads 12-1)

Year	W/L	Score	Site
------	-----	-------	------

1915 L 51-0 A

1920 L 34-0 H

1921 L 34-0 A

1922 L 38-0 A

1925 L 27-0 A

1926 L 69-0 A

1936 L 45-0 A

1950 L 47-0 A

1951 L 22-7 A

1953 L 31-13 A

1955 L 46-0 A

1956 L 23-13 A

2001 W 37-28 A

At Murfreesboro: 0-1

At Nashville: 1-11

## Louisiana-Lafayette

(MT leads 2-1)

Year	W/L	Score	Site
------	-----	-------	------

1999 L 45-31 A

2000 W 41-38 (2ot) H

2001 W 26-9 A

At Murfreesboro: 1-0

At Lafayette: 1-1

## Idaho

(MT leads 1-0)

Year	W/L	Score	Site
------	-----	-------	------

2001 W 70-58 H

At Murfreesboro: 1-0

At Moscow: 0-0

## New Mexico State

(MT leads 1-0)

Year	W/L	Score	Site
------	-----	-------	------

2001 W 39-35 H

At Murfreesboro: 1-0

At Las Cruces: 0-0



Kevin Pascoe and the offensive line allowed the Blue Raiders to ring up 556 yards of total offense against New Mexico State.

## Louisiana-Monroe

(MT leads 2-1)

Year	W/L	Score	Site
------	-----	-------	------

1999 L 10-0 A

2000 W 28-0 H

2001 W 38-20 A

At Murfreesboro: 1-0

At Monroe: 1-1

## North Texas

(UNT leads 1-0)

Year	W/L	Score	Site
------	-----	-------	------

2001 L 24-21 A

At Murfreesboro: 0-0

At Denton: 1-0

## Utah State


(First Meeting)

Year	W/L	Score	Site
------	-----	-------	------

2002

At Murfreesboro: 0-0

At Logan: 0-0



Joey Montalbano and Alvin Fite acknowledge Blue Raider fans following last year's win at UL-Lafayette.

# Composite Schedule

## 2002 Sun Belt Conference Composite Football Schedule

### **Sunday, Aug. 25**

Arkansas State at Virginia Tech  
(Blacksburg, Va.; Hispanic College Fund  
Football Classic)

### **Saturday, Aug. 31**

San Jose State vs. Arkansas State (L. Rock)  
Idaho at Boise State  
Louisiana-Lafayette at Texas A&M  
Louisiana-Monroe at Mississippi  
Middle Tennessee at Alabama (Birmingham)  
New Mexico State at South Carolina  
North Texas at Texas

### **Saturday, Sept. 7**

Tulsa at Arkansas State  
Idaho at Washington State  
Minnesota at Louisiana-Lafayette  
Louisiana-Monroe at Kansas State  
Middle Tennessee at Tennessee  
New Mexico State at California  
Nicholls State at North Texas

### **Saturday, Sept. 14**

Arkansas State at Illinois  
Idaho at Oregon  
Louisiana-Lafayette at Houston  
McNeese State at Louisiana-Monroe  
North Texas at Alabama

### **Saturday, Sept. 21**


\*Arkansas State at Louisiana-Monroe  
San Diego State at Idaho  
Alabama-Birmingham at Louisiana-Lafayette  
Middle Tennessee at Kentucky  
New Mexico at New Mexico State  
North Texas at Texas Christian

### **Saturday, Sept. 28**

Tennessee-Martin at Arkansas State  
Idaho at Washington  
Southeast Missouri at Middle Tennessee  
New Mexico State at Georgia  
North Texas at Arizona

### **Saturday, Oct. 5**

\*Middle Tennessee at Arkansas State  
Montana at Idaho  
Louisiana-Lafayette at Louisiana State  
Tulane at Louisiana-Monroe



Andy McCollum and Kendall Newson get a celebratory water dousing after clinching the SBC Championship with a win over Arkansas St.

Texas-El Paso at New Mexico State  
South Florida at North Texas

### **Saturday, Oct. 12**

Arkansas State at Mississippi  
\*Idaho at Louisiana-Monroe  
\*Louisiana-Lafayette at New Mexico State  
Middle Tennessee at Vanderbilt

### **Saturday, Oct. 19**

\*North Texas at Arkansas State  
\*Louisiana-Lafayette at Middle Tennessee  
\*Louisiana-Monroe at New Mexico State

### **Saturday, Oct. 26**

\*New Mexico State at Arkansas State  
\*Middle Tennessee at Idaho  
\*North Texas at Louisiana-Lafayette  
Utah State at Louisiana-Monroe

### **Saturday, Nov. 2**

Southern Utah at Arkansas State  
\*Idaho at Louisiana-Lafayette  
\*Louisiana-Monroe at North Texas  
\*Middle Tennessee at New Mexico State

### **Saturday, Nov. 9**

\*Arkansas State at Louisiana-Lafayette  
\*Idaho at North Texas  
Louisiana-Monroe at Auburn  
New Mexico State at Utah State

### **Saturday, Nov. 16**

\*Arkansas State at Idaho  
Louisiana-Lafayette at Arkansas  
\*Louisiana-Monroe at Middle Tennessee  
\*New Mexico State at North Texas

### **Saturday, Nov. 23**

\*New Mexico State at Idaho  
\*Louisiana-Lafayette at Louisiana-Monroe  
\*North Texas at Middle Tennessee

### **Saturday, Nov. 30**

Utah State at Middle Tennessee

### **Tuesday, Dec. 17**

New Orleans Bowl  
(Louisiana Superdome; 6 p.m. CT; ESPN2)

### **Note:**

The Sun Belt Conference will play a total of 22 games in 2002 against team's from the SEC, Pac 10, Big 12, Big 10 and the Big East. The SBC will face the SEC 11 times, the Pac 10 five times and the Big 12 on three occasions.



**REVIEW**



**Aug. 30, 2001  
Nashville, TN**

by **Tony Stinnett**  
Daily News Journal

**NASHVILLE, Tenn.** — Middle Tennessee did what many thought couldn't be done in its opener at Vanderbilt.

Surely, this Division I-A infant couldn't go on the road and beat an established Southeastern Conference opponent, the players had heard constantly.

Too soon into their I-A voyage.

Guess what? The Blue Raiders did it, piling up 608 yards of total offense on their way to a 37-29 win in front of 39,885 at Vanderbilt Stadium.

It was the program's first win against a Southeastern Conference opponent and also MT's first against the Commodores in 13 tries.

It also is the biggest win in the program's rich football history, while the offensive avalanche almost was the greatest in school history. The 608 yards were second-most to the 660 put up against UT-Martin in 1990.

"I couldn't be more proud of my team," said MT third-year coach Andy McCollum. "I said before this game no matter what the outcome there was no other team in the nation I would want to take to Vanderbilt, and you see why. My team has worked very hard over the last two years and it has finally paid off."

"Vanderbilt should know they got beat by a very good team, and we beat a well-coached football team."

Seldom do games that receive so much pre-game billing live up to the hype.

The opener between MT and Vanderbilt did.

And MT's offense was as good as advertised, maybe better.

The ground attack, led by junior tailback Dwone Hicks' game-high 203 yards and four touchdowns, accounted for 300 total yards, while savvy senior quarterback Wes Counts went the distance and was 27-of-36 for 308 yards, no turnovers and sealing the win with a 9-yard scoring run on a fourth-and-7 play with 21 seconds remaining.

"I have no excuses," Vanderbilt coach Woody Widenhofer said. "MT came in and played very well and just plain beat us. They deserve to win. This is one of the toughest losses I have ever been a part of. I rank it right up there with the Kentucky loss that cost us a trip to a bowl."

"I thought (Wes) Countshad a great game for them. He made good decisions, made plays and, most importantly, didn't make mistakes."

While MT's offense came out smoking, the defense wasn't holding up its end of the deal.

# MT 37 Vanderbilt 28

First-ever win over SEC team

# Game 1

After stopping Vanderbilt on its first three possessions, the defense gave up with two big plays in the second quarter that helped spark a 28-point outburst and enabled the home team to take a 28-24 lead into the half.


That's when MT grew up, not only defensively, but as a team.

The Blue Raider defenders pitched a shutout in the second half, while the offense answered the call by picking up where it left off before the break.

Hicks' fourth touchdown, a 2-yard plunge, gave MT the lead for good, 30-28, with 4:20 remaining in the third quarter.

It would be enough.

"We've been wanting to beat a name (team) so bad that it hurt," said Hicks, who recorded his 10th 100-yard rushing game as a Blue Raider. "It feels good to get over the hump. This feels good because (Vanderbilt) is right down the street. Our fans were into it. (Our fans) knew we could do it."



**Dwone Hicks rushed for 203 yards and four touchdowns to lead MT to its first-ever win over Vanderbilt.**

Score by Quarters	1	2	3	4	F
Middle Tennessee	14	10	6	7	37
Vanderbilt	0	28	0	0	28

**Scoring Summary:**

1st	05:48	MT	HICKS, Dwone 1 yd run (KELLY, Brian kick)
	01:05	MT	HICKS, Dwone 1 yd run (KELLY, Brian kick)
2nd	14:50	VU	Rodney Williams 3 yd run (Chuck Folino kick)
	07:54	VU	Lew Thomas 26 yd run (Chuck Folino kick)
	05:05	MT	KELLY, Brian 22 yd field goal
	02:49	VU	Dan Stricker 48 yd pass from Greg Zolman (Chuck Folino kick)
	00:54	MT	HICKS, Dwone 1 yd run (KELLY, Brian kick)
	00:31	VU	M.J. Garrett 73 yd pass from Greg Zolman (Chuck Folino kick)
3rd	04:20	MT	HICKS, Dwone 2 yd run (KELLY, Brian kick failed)
4th	00:21	MT	COUNTS, Wes 9 yd run (KELLY, Brian kick)

	MT	VU
FIRST DOWNS	37	17
RUSHES-YARDS (NET)	52-300	28-177
PASSING YDS (NET)	308	300
Passes Att-Comp-Int	36-27-0	32-13-0
TOT. OFF. PLAYS-YDS	88-608	60-477
Fumble Returns-Yards	0-0	0-0
Punt Returns-Yards	2-20	3-26
Kickoff Returns-Yards	3-52	4-98
Interception Returns-Yards	0-0	0-0
Punts (Number-Avg)	3-42.7	5-43.6
Fumbles-Lost	2-1	2-0
Penalties-Yards	9-56	11-83
Possession Time	39:55	20:05
Sacks By: Number-Yards	0-0	2-15

**RUSHING:** Middle Tennessee-HICKS, Dwone 37-203; LEE, Reshard 7-48; WRIGHT, Kerry 2-31; COUNTS, Wes 6-18. Vanderbilt-Lew Thomas 7-71; Rodney Williams 12-80; Dan Stricker 2-25; Chris Young 2-23; Greg Zolman 3-11; Jason Mathenia 1-1; Justin Purkey 1-minus 14.

**PASSING:** Middle Tennessee-COUNTS, Wes 27-36-0-308. Vanderbilt-Greg Zolman 13-32-0-300.

**RECEIVING:** Middle Tennessee-NEWSON, Kendall 9-113; CALICO, Tyrone 6-83; JOHNSON, H. 5-48; YOUJELL, David 4-34; LEE, Reshard 2-22; PAYNE, Nick 1-8. Vanderbilt-M.J. Garrett 8-219; Dan Stricker 3-70; N. Hasanoglu 1-9; Rodney Williams 1-2.

**INTERCEPTIONS:** Middle Tennessee-None. Vanderbilt-None.

**FUMBLES:** Middle Tennessee-CALICO, Tyrone 1-0; NEWSON, Kendall 1-1. Vanderbilt-Greg Zolman 1-0; Justin Purkey 1-0.

Attendance: 39885  
Temperature: 79  
Total elapsed time: 3:25  
Weather: Partly Cloudy

We knew we could do it, and we did."

Vanderbilt had a chance to regain the lead early in the fourth quarter but a botched snap prohibited the Commodores to get off what would have been a 23-yard field goal. From there, MT regained control.


The Commodores' final chance at coming from behind ended when Louis Kemp stopped Vanderbilt quarterback Greg Zolman one yard short of a first down on a fourth-and-2 play from the Vanderbilt 41.

Counts put the final touches on the riveting win eight plays later when he danced in untouched from seven yards out.

"It's big, it's big for the fans," Counts said. "It's just character and all the offseason work - that's when things started. This was a tremendous win, a team win, and that's what makes it special. We put up some numbers against a good defense tonight. We haven't even started to scratch the surface with our offense."

In addition to the big night turned in by Counts and Hicks, senior receiver Kendall Newson finished with nine receptions for 113 yards, while fellow receiver Tyrone Calico added six receptions for 83 yards.

The loss ruined an outstanding night for Vanderbilt receiver M.J. Garrett, who had eight catches for 219 yards and a touchdown.



# MT 54 Troy State 17

First 2-0 Start Since '90

# Game 2

Sept. 8, 2001  
Murfreesboro, TN

by Tony Stinnett  
Daily News Journal

**MURFREESBORO, Tenn.** — Middle Tennessee feared a Troy State ambush in the home opener with the Blue Raiders coming off the emotional 37-28 win at Vanderbilt just nine days earlier.

There was an ambush, all right, but it was provided by the Blue Raiders as they waylaid Division I-A newcomer Troy State 54-17 in front of 21,723 at Floyd Stadium for their fifth straight win.

The Blue Raiders avenged a 48-31 home loss to the Trojans two years ago and started the season 2-0 for the first time since 1990. It also was the seventh straight win for MT at Floyd Stadium.

"To come out and beat a team that whipped us two years ago shows the improvement we are trying to gain," MT coach Andy McCollum said. "We wanted to represent in our house. We don't want anyone dancing on our field like (Troy State) did here two years ago."

Troy State (0-2) had little chance to do a victory dance this time, as the Blue Raiders dominated every phase of the game in the impressive thrashing.

The Blue Raiders piled up 641 yards total offense one week after rolling up 608 at Vanderbilt. It's the first time in school history MT has produced more than 600 yards in consecutive games.

It got ugly for Troy State early as MT reached the end zone on five of its six first-half possessions to roll to a 33-3 halftime advantage.

So much for the possibility of a letdown.

"When you have to get up Friday morning and go to class at 8 following a big win after Vanderbilt, you get your feet back on the ground pretty fast," said MT quarterback Wes Counts. "(Players) weren't worried about a letdown. It really wasn't a big deal and we had nine days to get ready for it. We wanted to prove to a lot of people that last week wasn't a fluke."

Hard to argue.

Counts was clicking again, going 14-of-20 for 220 yards and hooking up with Dwone Hicks for one scoring pass and connecting with Kendall Newson on a 25-yard acrobatic, one-handed grab in the end zone to get the offensive highlights started.

Ten different MT players, led by Dwone Hicks' 74 yards on five receptions, had at least one catch.

Hicks also rushed for two touchdowns and had 55 yards on 12 carries.

MT's backfield had four backs with at least 55 yards. Sophomore Don Calloway led the way with

95 yards and two scores on 20 carries. Reshard Lee finished with 75 yards on six carries, all in the first half, and Jamison Palmer finished with 69 yards and two scores on just nine carries.

As a result, MT finished with 313 yards rushing and six touchdowns on the ground.

"It felt good to see everyone get in the game, and it felt good to get a little rest in the third and fourth quarters," said Hicks, who had a career-high 37 carries against Vanderbilt. "It felt good to beat a team that came in here and whipped us two years ago. We played as a complete unit."

And the defense was not to be ignored.

MT dominated Troy State's "Trojan Spread" offense, limiting it to 329 yards and only 61 yards rushing. Troy State was held out of the end zone

Score by Quarters	1	2	3	4	F
TSU	0	3	7	7	17
Middle Tennessee	13	20	14	7	54

**Scoring Summary:**

**1st** 10:03 MT NEWSON 25 yd pass from COUNTS (KELLY kick)  
00:29 MT HICKS 4 yd run YOUJELL rush failed)  
**2nd** 09:11 MT HICKS 3 yd run (COUNTS pass failed)  
05:52 TSU BOTELER 35 yd field goal  
04:35 MT HICKS 15 yd pass from COUNTS (HICKS rush)  
01:06 MT CALLOWAY 2 yd run (CALLOWAY rush fumbled)  
**3rd** 11:30 MT CALLOWAY, Don 9 yd run (KELLY, Brian kick)  
06:30 TSU SKIPPER, Hayward 29 yd pass from NUTTER, Brock (BOTELER, Drew kick)  
04:33 MT PALMER, Jamison 37 yd run (KELLY, Brian kick)  
**4th** 10:07 MT PALMER, Jamison 3 yd run (KELLY, Brian kick)  
04:47 TSU SKIPPER, Hayward 14 yd pass from BEARDEN, Hansell (BOTELER, Drew kick)

	TSU	MT
FIRST DOWNS	22	29
RUSHES-YARDS (NET)	27-61	55-313
PASSING YDS (NET)	268	328
Passes Att-Comp-Int	42-25-2	28-20-1
TOTAL OFFENSE PLAYS-YARDS	69-329	83-641
Fumble Returns-Yards	0-0	0-0
Punt Returns-Yards	0-0	2-9
Kickoff Returns-Yards	7-143	4-175
Interception Returns-Yards	1-2	2-15
Punts (Number-Avg)	6-36.3	1-36.0
Fumbles-Lost	0-0	1-1
Penalties-Yards	9-59	14-127
Possession Time	26:36	33:24
Sacks By: Number-Yards	0-0	6-36

**RUSHING:** TSU-CARTER, Dem. 10-55; BLACK, LeBarron 6-19; BETTERSON, De. 3-15; BEARDEN, Hansell 3-5; NUTTER, Brock 5-minus 33. Middle Tennessee-CALLOWAY, Don 20-95; LEE, Reshard 6-74; PALMER, Jamison 9-68; HICKS, Dwone 12-55; COUNTS, Wes 5-19; SPRAY, Jason 1-4; HATTEN, Avery 1-0; PHILLIPS, Lance 1-minus 2.

**PASSING:** TSU-NUTTER, Brock 19-33-1-204; BEARDEN, Hansell 6-9-1-64. Middle Tennessee-COUNTS, Wes 14-20-0-220; JOHNSON, Jason 6-8-1-108.

**RECEIVING:** TSU-SKIPPER, Hayward 10-133; CARTER, Dem. 5-34; O'BRIEN, Daniel 3-31; DAY, Chris 2-36; LUCAS, Chad 2-11; BLACK, LeBarron 1-10; SAMPLES, Jason 1-8; COX, Chris 1-5. Middle Tennessee-HICKS, Dwone 5-74; NEWSON, Kendall 3-35; JOYNER, Hashem 2-80; JOHNSON, H. 2-44; CALICO, Tyrone 2-38; PALMER, Jamison 2-22; WRIGHT, Kerry 1-26; LEE, Reshard 1-5; YOUJELL, David 1-4; CALLOWAY, Don 1-0.

**INTERCEPTIONS:** TSU-HARPER, Ronald 1-2. Middle Tennessee-BRADLEY, Jykine 2-15.

**FUMBLES:** TSU-None. Middle Tennessee-HATTEN, Avery 1-1.

Attendance: 21723  
Temperature: 86

Total elapsed time: 3:19  
Weather: Partly Cloudy



Jamison Palmer scored two touchdowns in the win over TSU, including a 37-yarder in the third quarter.

until midway through the third quarter, when Hayward Skipper hauled in a 29-yard pass from Brock Nutter.

The Blue Raiders pass rush was strong out of the gate as evidenced by six sacks - the most for MT under McCollum.

"Last week we didn't have a strong pass rush," said defensive end Anthony Hood, who had two sacks and five tackles. "It didn't hurt us, but it didn't help us. Defensively, everything was clicking. We were challenged and we came out and performed."

Hood also had two tackles for loss, as did Louis Kemp. The Blue Raiders finished with seven tackles for loss and senior defensive back Jykine Bradley got into the act with a pair of interceptions and four passes defended.

"We wanted to see some (defensive) improvement," McCollum said. "We were able to get some turnovers and we had six sacks, which is good against a veteran quarterback. The defensive front came out to play. Defensively you can see where we grew up in this game."



**Sept. 22, 2001  
Monroe, LA**

by Tony Stinnett  
Daily News Journal

**MONROE, LA** — Experts believe Middle Tennessee's powerful offense will spark a run at the first Sun Belt Conference championship.

Defense, however, is the reason the Blue Raiders sit atop the Sun Belt standings after turning back UL-Monroe, 38-20, in the first conference game in league history in front of 9,730 at Malone Stadium.

"It's a win and we just beat a good football team," MT coach Andy McCollum said. "We knew it was going to be tough coming in here and it was. It's great to get that first one, and I thought our defense did a tremendous job in the first half. They were the difference."

MT (3-0, 1-0) won its sixth straight and started 3-0 for the first time since 1990 with a stifling defense that not only hindered the Indians (0-3, 0-1) early, but set up two of the Blue Raiders' three first-half scores.

The Blue Raiders completely shut down the ground game, limiting the Indians to 84 yards rushing and tailback Ivory Brown to just 17 yards. UL-Monroe finished with 367 yards but more than 100 of those came in the fourth quarter after MT had built a 31-6 lead.

"Defensive-wise we did what we were supposed to do," defensive end Tanaka Scott said. "We stuffed the run and made them throw it. I'm disappointed with the two touchdowns we gave up in the fourth quarter, but it was a good win."

Jykine Bradley's third interception of the season ended the Indians' first drive, and the offense converted the miscue into a 7-0 lead when quarterback Wes Counts connected with Kendall Newson for a 21-yard scoring strike.

UL-Monroe, trailing 14-0, was driving toward its first score when Michael Woods pounced on a fumble and returned possession to the Middle Tennessee offense.

Kicker Brian Kelly ripped a 42-yard field goal to put the Blue Raiders on top 17-0 eight plays later.

"We know our offense will put up points, and it's up to us to keep other teams from scoring," said linebacker Scotty Brown, who led MT with 11 tackles. "We knew coming into the game that for us to win the defense had to make plays. We gave up too much at the end and that must be corrected, but overall our defense played well."

It wasn't as if the offense didn't.

After all, the Blue Raiders had 509 yards total offense, led by Counts' 28-of-35 passing for 274

**MT 38  
UL-Monroe 20  
MT Gets First Win at Monroe**

**Game 3**


yards and two touchdowns, but losing three of four fumbles didn't sit well with the unit.

"It feels good to be 1-0 and have the first conference win," said receiver David Youell, who had a career-best seven receptions. "A win is always pleasing, but we have a lot to go back and work on. They gave us fits defensively."

In addition to Counts' big night, Newson had eight catches for 103 yards and running back Dwone Hicks scored four of the team's five touchdowns and finished with 74 yards rushing.

"They have the total package and we couldn't slow them up," UL-Monroe coach Bobby Keasler said. "Offensively, they are very strong. They have weapons and they use all of them."

MT went the distance on one of its drives -



**Tanaka Scott led a defense that set up three of the Blue Raiders' first half touchdowns against the Indians.**

Score by Quarters	1	2	3	4	F
Middle Tennessee	7	10	7	14	38
Louisiana-Monroe	0	0	6	14	20

**Scoring Summary:**  
**1st** 06:54 MT NEWSON, Kendall 21 yd pass from COUNTS, Wes (KELLY, Brian kick)  
**2nd** 12:03 MT HICKS, Dwone 10 yd pass from COUNTS, Wes (KELLY, Brian kick)  
 05:29 MT KELLY, Brian 42 yd field goal  
**3rd** 11:02 ULM Vincent, Mack 16 yd pass from Chance, Andy (Francis, Daniel kick blocked)  
 04:43 MT HICKS, Dwone 3 yd run (KELLY, Brian kick)  
**4th** 10:58 MT HICKS, Dwone 1 yd run (KELLY, Brian kick)  
 09:43 ULM Chance, Andy 1 yd run (Chance, Andy pass failed)  
 05:31 ULM Wright, Ben 7 yd pass from Chance, Andy (Donald, Dwayne pass)  
 00:41 MT HICKS, Dwone 1 yd run (KELLY, Brian kick)

	MT	ULM
FIRST DOWNS	31	23
RUSHES-YARDS (NET)	48-186	23-84
PASSING YDS (NET)	323	283
Passes Att-Comp-Int	37-30-0	41-23-1
TOTAL OFFENSE PLAYS-YARDS	85-509	64-367
Fumble Returns-Yards	0-0	1-18
Punt Returns-Yards	0-0	0-0
Kickoff Returns-Yards	3-58	7-153
Interception Returns-Yards	1-0	0-0
Punts (Number-Avg)	2-43.5	3-34.0
Fumbles-Lost	4-3	1-1
Penalties-Yards	11-103	10-84
Possession Time	36:00	24:00
Sacks By: Number-Yards	1-4	1-8

**RUSHING:** Middle Tennessee-HICKS, Dwone 20-75; LEE, Reshard 8-40; JOHNSON, H. 2-26; CALLOWAY, Don 7-24; PALMER, Jamison 3-19; COUNTS, Wes 6-8; SPRAY, Jason 1-4; WRIGHT, Kerry 1-minus 10. Louisiana-Monroe-Chance, Andy 10-44; Brown, Ivory 5-17; Patterson, Trey 6-15; Jacobs, Bryant 2-8.

**PASSING:** Middle Tennessee-COUNTS, Wes 28-35-0-274; JOHNSON, Jason 2-2-0-49. Louisiana-Monroe-Chance, Andy 23-41-1-283.

**RECEIVING:** Middle Tennessee-NEWSON, Kendall 8-103; YOUELL, David 7-83; CALICO, Tyrone 5-48; HICKS, Dwone 4-31; JOHNSON, H. 3-31; LEE, Reshard 2-16; FROST, Lucas 1-11. Louisiana-Monroe-Vincent, Mack 9-120; Adams, H.J. 5-56; Washington, K. 3-27; Thomas, Keith 2-39; Greer, Brooks 2-26; Winchester, J. 1-8; Wright, Ben 1-7.

**INTERCEPTIONS:** Middle Tennessee-BRADLEY, Jykine 1-0. Louisiana-Monroe-None.

**FUMBLES:** Middle Tennessee-HICKS, Dwone 2-1; WRIGHT, Kerry 1-1; NEWSON, Kendall 1-1. Louisiana-Monroe-Brown, Ivory 1-1.

**Attendance:** 9730 **Total elapsed time:** 3:07  
**Temperature:** 81 **Weather:** Partly Cloudy

literally, when it marched 99 yards on 14 plays and never had to convert a third down.

The longest drive in school history concluded with Counts' 10-yard pass to Hicks and provided the Blue Raiders an early 14-0 lead.

"That was a humongous drive," McCollum said. "We were backed up on the inch line and Monroe was trying to get field position. I thought that was a big key early, but I want to give credit to the defense for what it did early."



# MT 26 UL-Lafayette 9 MT Wins 4th In Row On Road

# Game 4

Sept. 29, 2001  
Lafayette, LA

by Tony Stinnett  
Daily News Journal

**LAFAYETTE, LA** — It doesn't pay to call out the Middle Tennessee defense.

Just ask UL-Lafayette coach Jerry Baldwin, who said the Blue Raiders defense was "suspect" prior to the game.

That suspect defense came up with four turnovers, allowed one touchdown and blanked the Ragin' Cajuns in the second half to spark the Blue Raiders to a 26-9 win in front of 12,101 at Cajun Field.

And it was that same suspect defense that stepped up and carried MT to its seventh straight win, fourth in a row on the road, as the Blue Raiders improved to 4-0 overall and 2-0 in the Sun Belt Conference.

"Our defense got called," MT coach Andy McCollum said. "Everybody talked about the offense going into this game, and our defense came out and played as good as I've seen the defense play since I've been at Middle Tennessee.

"They were called suspect, and they wanted to take the challenge. I couldn't be more proud of how they came out and played."

With MT's offense limited to a season-low 342 yards and unable to get into a flow early, it was the defense that stepped to the forefront.

Brandon Lynch and Scotty Brown came away with defensive gems in the third quarter that turned the tide in MT's favor for good, and Sheldon Durham's fumble recovery early in the fourth quarter broke the spirit of the upset-minded Ragin' Cajuns.

Sophomore Wardell Alsup put the exclamation mark on the sterling defensive effort with his first career interception midway through the fourth quarter.

Not bad for a suspect defense.

"Coach told us about the newspaper articles and what was being said," Brown said. "We had to hear that all week, and we were determined to come in and prove we are not a suspect defense. We came together after halftime and really put together a strong effort."


MT's offense wasn't as efficient as it had been in previous games. Wes Counts threw two interceptions and Jason Johnson had a fumble. The passing game accounted for just 53 yards with Counts completing just three of 14 passes for 44 yards. Johnson was 1-of-2 for 1 yard, and receiver Hansford Johnson completed his only pass, an 8-yard scoring strike to Counts on a throwback.

The ground game, however, was a different story as eight different Blue Raider ball carriers combined for 289 yards. Reshard Lee led the way with 127 yards on just eight carries, his first 100-yard game as a collegian.

Dwone Hicks finished with 98 yards and a 1-yard scoring run.

"I felt like we would perform better (offensively)," McCollum said. "I haven't seen us perform like that, but UL-Lafayette's defense had something to do with some of that. They have a very good defense. The big thing is we finished when we had to. It's hard to complain when you score 26 points in a win. We are not that spoiled around here."

The Cajuns (1-3, 0-1) jumped out to a 9-0 lead early in the second quarter, but MT got on the board



Brandon Lynch kick started the Blue Raiders in the second half with a 50-yard fumble return for a touchdown.

Score by Quarters	1	2	3	4	F
Middle Tennessee	0	13	13	0	26
Louisiana-Lafayette	3	6	0	0	9

**Scoring Summary:**  
**1st** 01:15 UL KNOTT, Jonathon 22 yd field goal  
**2nd** 11:15 UL STAMPS, Frederi 4 yd pass from VAN CLEAVE, Jon (KNOTT, Jonathon kick failed)  
 09:26 MT HICKS, Dwone 1 yd run (KELLY, Brian kick)  
 01:27 MT COUNTS, Wes 8 yd pass from JOHNSON, H. (COUNTS, Wes rush failed)  
**3rd** 12:31 MT LYNCH, Brandon 50 yd fumble recovery (KELLY, Brian kick)  
 04:52 MT YOUELL, David 34 yd pass from COUNTS, Wes (KELLY, Brian kick failed)

	MT	UL
FIRST DOWNS	17	24
RUSHES-YARDS (NET)	43-289	37-105
PASSING YDS (NET)	53	241
Passes Att-Comp-Int	17-5-2	42-26-2
TOTAL OFFENSE PLAYS-YARDS	60-342	79-346
Fumble Returns-Yards	2-50	0-0
Punt Returns-Yards	1-2	3-37
Kickoff Returns-Yards	3-44	5-101
Interception Returns-Yards	2-20	2-18
Punts (Number-Avg)	5-44.8	4-36.2
Fumbles-Lost	3-1	2-2
Penalties-Yards	5-54	9-81
Possession Time	25:27	34:33
Sacks By: Number-Yards	4-23	1-3

**RUSHING:** Middle Tennessee-LEE, Reshard 8-127; HICKS, Dwone 19-98; WRIGHT, Kerry 3-22; CALLOWAY, Don 4-17; JOHNSON, Jason 2-14; JOHNSON, H. 1-6; COUNTS, Wes 4-5; PALMER, Jamison 1-2; Team 1-minus 2. Louisiana-Lafayette-COLEMAN, Jerome 23-92; WILRIDGE, Marcu 1-11; TAYLOR, Ivan 1-9; MILLER, Trikeit 1-1; DUGAS, Nick 3-0; LANE, Matt 1-minus 1; VAN CLEAVE, Jon 7-minus 7.

**PASSING:** Middle Tennessee-COUNTS, Wes 3-14-2-44; JOHNSON, Jason 1-2-0-1; JOHNSON, H. 1-1-0-8. Louisiana-Lafayette-VAN CLEAVE, Jon 25-37-1-230; LANE, Matt 1-5-1-11.

**RECEIVING:** Middle Tennessee-YOUELL, David 2-37; COUNTS, Wes 1-8; NEWSON, Kendall 1-7; HICKS, Dwone 1-1. Louisiana-Lafayette-DUGAS, Nick 9-71; WILRIDGE, Marcu 4-36; STAMPS, Frederi 4-25; MORGAN, Donovan 3-28; COLEMAN, Jerome 3-5; GEORGE, Andre 2-66; CRIST, B.J. 1-10.

**INTERCEPTIONS:** Middle Tennessee-ALSUP, Wardell 1-6; BROWN, Scotty 1-14. Louisiana-Lafayette-TAYLOR, Daniel 1-10; TILLMAN, Charle 1-8.

**FUMBLES:** Middle Tennessee-HICKS, Dwone 1-0; JOHNSON, Jason 1-1; WRIGHT, Kerry 1-0. Louisiana-Lafayette-VAN CLEAVE, Jon 2-2.

Attendance: 12102      Total elapsed time: 2:55  
 Temperature: 69      Weather: CLEAR


with Hicks' run with 9:26 remaining in the first half to pull to within 9-7. The scoring drive was accentuated by Lee's dynamic 60-yard run.

MT took the lead for good when Counts lateraled the ball to Hansford Johnson, who pulled up and threw a perfect strike back to Counts to put the Blue Raiders ahead 13-9 after the two-point conversion attempt failed.

The defense took it from there.

Lynch extended the lead when he scooped up a fumble and ran 50 yards for the score to give the Blue Raiders a 20-9 lead with 12:31 remaining in the third quarter.

The following possession ended in disaster for the Cajuns when Brown came up with his first career interception. Three plays later, Counts connected with receiver David Youell for a 34-yard scoring pass to cap the scoring.



**Oct. 6, 2001  
Murfreesboro, TN**

by **Tony Stinnett**  
Daily News Journal

**MURFREESBORO, TN** — The expected Sun Belt Conference showdown between league contenders Middle Tennessee and Idaho turned into a shootout at Floyd Stadium.

The teams combined for more than 1,400 yards and 128 points and set two NCAA Division I-A records with an entertaining brand of football, much to the delight of 23,106 fans - the second-largest crowd ever at Floyd Stadium.

By the time the dust settled MT (5-0, 3-0) remained unbeaten, ran its winning streak to eight and maintained its standing atop the Sun Belt.

"We knew (Idaho) was a great offensive football team and this is a great win for us," MT coach Andy McCollum said. "We are 5-0 and that's the most important thing. I knew Idaho was explosive, but I didn't know they would be that explosive."

The Blue Raiders owned a seemingly comfortable 42-10 halftime cushion and appeared to be on the verge of running the Vandals (0-5, 0-1) out of town, but that was the first half.

McCollum warned his players the game was far from over at halftime, and he was right, but it didn't stop half of the announced crowd from heading home at intermission, believing the game was well in hand.

It wasn't.

The fans who remained witnessed the greatest offensive exhibition by two football teams in Division I-A history. The 128 points were the most combined points between two I-A teams (besting the previous mark of 124 by Oklahoma and Colorado in 1980), and the Idaho's 58 points were the most by a losing team in I-A history.

Trailing 56-44 with 7:22 remaining, Idaho was knocking on the door and looking to cut the deficit to less than a touchdown, but Jonathan Shaw turned the Vandals away with MT's second interception of the night.

Junior tailback Dwone Hicks got the MT advantage back to three scores on the next play when he jetted 62 yards for his third touchdown of the night to put the Blue Raiders ahead 56-44 with 7:15 remaining.

It was the decisive turning point in the game, although Idaho went on to score two more times and MT added another score on Kerry Wright's 58-yard pass from Wes Counts.

"We came out with more of an attitude this week, had some confidence," Counts said. "We got on a roll, and usually when you get on a roll it's not going to stop."

# MT 70 Idaho 58

**Most Total Points In NCAA History**

# Game 5

It didn't for either team.

Counts was 23-of-28 for 459 yards and six touchdowns, breaking school records for career touchdown passes (44), passing yards (459) and consecutive completions (15).

And that was just the beginning.

Hicks continued his season-long dominance,

Score by Quarters	1	2	3	4	F
Idaho	3	7	28	20	58
Middle Tennessee	14	28	14	14	70

### Scoring Summary:

**1st** 08:38 MT HICKS, Dwone 1 yd run (KELLY kick)  
04:36 UI STAMPS, Keith 21 yd field goal  
04:22 MT PALMER, J. 74 yd KO return (KELLY kick)  
**2nd** 12:02 MT HICKS, Dwone 3 yd run (KELLY kick)  
09:31 MT FROST 1 yd pass from COUNTS (KELLY kick)  
06:57 MT CALICO 42 yd pass from COUNTS (KELLY kick)  
03:39 UI JONES 10 yd pass from LINDGREN (STAMPS kick)  
00:21 MT BUCHER, Brett 3 yd pass from COUNTS, Wes (KELLY, Brian kick)  
**3rd** 12:22 UI TENNER, Anthony 1 yd run (STAMPS kick)  
11:27 MT CALICO, Tyrone 41 yd pass from COUNTS, Wes (KELLY, Brian kick)  
08:51 UI LACY 33 yd pass from LINDGREN (STAMPS kick)  
08:23 MT CALICO, Tyrone 56 yd pass from COUNTS, Wes (KELLY, Brian kick)  
03:22 UI O'CONNELL 14 yd pass from LINDGREN (STAMPS kick)  
00:59 UI LACY, Chris 5 yd pass from LINDGREN, Brian (STAMPS, Keith kick)  
**4th** 11:04 UI TENNER, Anthony 2 yd run (LINDGREN, Brian pass failed)  
07:15 MT HICKS, Dwone 62 yd run (KELLY kick)  
05:36 UI LEWIS, Blair 2 yd run (STAMPS, Keith kick)  
05:23 MT WRIGHT 58 yd pass from COUNTS (KELLY kick)  
03:42 UI MARTIN, Rossi 9 yd pass from LINDGREN, Brian (STAMPS, Keith kick)

	UI	MT
FIRST DOWNS	39	28
RUSHES-YARDS (NET)	28-123	39-226
PASSING YDS (NET)	637	459
Passes Att-Comp-Int	71-49-2	28-23-0
TOTAL OFFENSE PLAYS-YARDS	99-760	67-685
Fumble Returns-Yards	0-0	0-0
Punt Returns-Yards	1-13	2-2
Kickoff Returns-Yards	7-185	4-102
Interception Returns-Yards	0-0	2-38
Punts (Number-Avg)	3-42.0	3-50.7
Fumbles-Lost	3-0	2-1
Penalties-Yards	5-47	8-38
Possession Time	33:53	26:07
Sacks By: Number-Yards	2-20	0-0

**RUSHING:** Idaho-LEWIS, Blair 17-54; TENNER, Anthony 9-49; LINDGREN, Brian 2-20. Middle Tennessee-HICKS, Dwone 22-169; LEE, Reshard 7-41; CALLOWAY, Don 1-12; WRIGHT, Kerry 2-10; SPRAY, Jason 1-2; COUNTS, Wes 6-minus 8.

**PASSING:** Idaho-LINDGREN, Brian 49-71-2-637. Middle Tennessee-COUNTS, Wes 23-28-0-459.


**RECEIVING:** Idaho-LACY, Chris 15-221; LEWIS, Blair 11-108; JELMBERG, Josh 7-61; BELSER, Chris 4-85; JONES, Ethan 4-62; MARTIN, Rossi 3-35; O'CONNELL, K 2-24; WINSTON, Orland 1-21; McCOY, Michael 1-12; TENNER, Anthony 1-8. Middle Tennessee-NEWSON, Kendall 6-63; CALICO, Tyrone 5-160; WRIGHT, Kerry 2-68; HICKS, Dwone 2-60; CALLOWAY, Don 2-10; LEE, Reshard 1-39; YUJELL, David 1-28; SPRAY, Jason 1-18; SAYLOR, Sean 1-9; BUCHER 1-3; FROST 1-1.

**INTERCEPTIONS:** Idaho-None. Middle Tennessee-WOODS, Michael 1-0; SHAW, J. 1-38.

**FUMBLES:** Idaho-JELMBERG, Josh 1-0; LACY, Chris 1-0. Middle Tennessee-HICKS, Dwone 1-1; PALMER, Jamison 1-0.

Attendance: 23106  
Temperature: 55

Total elapsed time: 3:39  
Weather: Clear



**Wes Counts threw for a school record 459 yards and six touchdowns in MT's high-scoring win over Idaho.**

rushing for 169 yards on 22 carries and three touchdowns; and junior receiver Tyrone Calico had his best game of the season with five receptions for 160 yards and three scoring strikes.

It was part of a 685-yard output by the Blue Raiders and marked the fourth time in five games they have surpassed 500 yards total offense.

"I couldn't be more proud of the guys making plays," McCollum said. "I thought Wes did a tremendous job. I thought they all did a super job. It's what we expect out of them. Last week the defense pulled us through. This week the offense pulled us through. That's what team is about."


Idaho had 760 yards total offense, including a remarkable performance by sophomore quarterback Brian Lindgren.

Making his second start in relief of starter John Welsh, Lindgren was 49-of-71 for 637 yards and five touchdowns.

"There was a terrific effort out there by both teams. I've never seen anything like that before," Idaho coach Tom Cable said. "There is a reason this game is four quarters and we've got to convince our guys that we can go out and play for four quarters. Our quarterback was unbelievable and he's been that way for two weeks in a row.

"(MT) has some good athletes, probably the best we've seen this season with the exception of Washington. They were one of the best offenses we've seen."

And Idaho's was the best MT had seen - for one half - but the Blue Raiders' ability to hold the Vandals at bay was the difference.



**Oct. 13, 2001  
Denton, TX**

by **Tony Stinnett**  
**Daily News Journal**

**DENTON, TX** — Middle Tennessee was looking to complete a sweep of conference road games and solidify its standing atop the league standings at North Texas.

It was dealt a Sun Belt shocker instead.

The Blue Raiders (5-1, 3-1) were ambushed by previously winless North Texas (1-5, 1-1) and fell from the ranks of the unbeaten with a stunning 24-21 setback in front of 11,621 at Fouts Field.

"I am somewhere between hurt and humiliated to go out and play the way we did," MT senior receiver Kendall Newson said. "We showed lack of focus and didn't get the job done. We didn't represent Middle Tennessee very well and that's the biggest disappointment of all."

Not only did the Blue Raiders lose the game, but they lost several players in the process.

Junior tailback Dwone Hicks suffered a groin injury on the third possession and didn't return. He finished with 28 yards on four carries. Tailback Don Calloway broke his left ankle and is likely out for the season. Offensive lineman Jonathan Barry (knee) and defensive back Jykine Bradley (groin) also were knocked from the game.

The Blue Raiders, held to a season low in points and total yards (294), never led and trailed 14-0 early. They were able to pull to within 24-21 with 6:43 remaining, but couldn't complete the comeback bid and left the field with a look of astonishment as North Texas fans flooded the field and tore down the goal post in the south end zone.

"We're very humbled right now," MT coach Andy McCollum said. "This is a team game and we didn't get the win as a team. It starts with me and my staff. We'll learn from this and get better. You've got to give coach (Darrell) Dickey and his staff a lot of credit. They did a tremendous job preparing their team. They came out ready to play."

MT did not.

The Blue Raiders lost three fumbles, had an interception and couldn't sustain or finish drives against a North Texas team with the top-rated defense in the Sun Belt. Quarterback Wes Counts, who became the school's all-time leader in passing yards, was sacked four times and the offense never was in sync.

McCollum called MT's shoddy first-half performance the worst in his two-plus seasons.

"We weren't ready to play and made too many mistakes," said Counts, who was 19-of-26 for 171 yards and threw two touchdowns. "We had a chance

# MT 21 North Texas 24


**Unbeaten Streak Snapped**

# Game 6

to do something special that hasn't been done (at MT) in a long time and blew it. We made too many mistakes. We got their best shot and we are not good enough to win making the mistakes we made today."

Mean Green running back Kevin Galbreath was one of the game's biggest factors, rushing for 144 yards on 34 carries. The North Texas rushing attack managed 216 yards and enabled its team to keep the ball 37:10.

"We beat a fine football team today," Dickey said. "For us to get in a shootout with them would have been a mistake. Our defense played well, but



**Don Calloway and the Blue Raiders tumbled to their first loss of the season at North Texas.**

Score by Quarters	1	2	3	4	F
Middle Tennessee	0	7	7	7	21
North Texas	7	14	0	3	24

**Scoring Summary:**

- 1st** 04:48 NT BRANCH, Ja'Mel 6 yd run (BALL, Jason kick)
- 2nd** 14:58 NT GARDNER, Randy 5 yd pass from HALL, Scott (BALL, Jason kick)
- 10:28 MT NEWSON, Kendall 8 yd pass from COUNTS, Wes (KELLY, Brian kick)
- 00:39 NT MARSHALL, George 8 yd pass from HALL, Scott (BALL, Jason kick)
- 3rd** 10:27 MT NEWSON, Kendall 5 yd pass from COUNTS, Wes (KELLY, Brian kick)
- 4th** 11:09 NT BALL, Jason 42 yd field goal
- 06:43 MT LEE, Reshard 3 yd run (KELLY kick)

	MT	NT
FIRST DOWNS	23	17
RUSHES-YARDS (NET)	36-123	58-216
PASSING YDS (NET)	171	117
Passes Att-Comp-Int	26-19-1	19-8-2
TOTAL OFFENSE PLAYS-YARDS	62-294	77-333
Fumble Returns-Yards	0-0	0-0
Punt Returns-Yards	1-8	2-0
Kickoff Returns-Yards	2-23	2-29
Interception Returns-Yards	2-47	1-4
Punts (Number-Avg)	3-44.3	6-38.8
Fumbles-Lost	3-3	0-0
Penalties-Yards	2-30	7-53
Possession Time	22:50	37:10
Sacks By: Number-Yards	0-0	4-58

**RUSHING:** Middle Tennessee-LEE, Reshard 13-79; WRIGHT, Kerry 2-34; HICKS, Dwone 4-28; CALLOWAY, Don 3-24; PALMER, Jamison 6-21; JOHNSON, H. 2-minus 7; COUNTS, Wes 6-minus 56. North Texas-GALBREATH, Kevin 34-144; COBBS, Patrick 10-35; HALL, Scott 12-28; BRANCH, Ja'Mel 2-9.

**PASSING:** Middle Tennessee-COUNTS, Wes 19-26-1-171. North Texas-HALL, Scott 8-19-2-117.

**RECEIVING:** Middle Tennessee-NEWSON, Kendall 7-73; YOUELL, David 4-37; CALICO, Tyrone 3-36; CALLOWAY, Don 2-9; DOMINECK, Quan 1-13; HICKS, Dwone 1-4; LEE, Reshard 1-minus 1. North Texas-MARSHALL, George 3-22; GARDNER, Randy 3-21; COBBS, Patrick 1-60; BRANCH, Ja'Mel 1-14.

**INTERCEPTIONS:** Middle Tennessee-BRADLEY, Jykine 1-9; WOODS, Michael 1-38. North Texas-KASSELL, Brad 1-4.

**FUMBLES:** Middle Tennessee-PALMER, Jamison 1-1; LEE, Reshard 1-1; COUNTS, Wes 1-1. North Texas-None.

**Attendance:** 11621      **Total elapsed time:** 2:50  
**Temperature:** 65      **Weather:** Partly cloudy

our offense holding the ball was a big key. My hat is off to our players. We were very fortunate to get the win."

Particularly considering MT's outstanding second-half defense. The Blue Raiders held North Texas to 91 yards and a field goal in the second half but it wasn't enough.

"We put ourselves in a hole and we couldn't dig our way out," free safety Michael Woods said. "We could have come out and played better in the first half. That really hurt us. We came out in the second half and played hard, but we just didn't play hard enough."

North Texas quarterback Scott Hall's second touchdown, an 8-yard pass to George Marshall, staked the Mean Green to a 21-7 lead at the half, but MT cut the deficit to 21-14 when Counts connected with Newson on a five-yard scoring strike.

However, North Texas' 14-play, 55-yard drive resulting in a Jason Ball 42-yard field goal, increased the margin to 24-14 with 11:09 remaining.

Reshard Lee, who led MT with 79 yards on 13 carries, scored from the 3 to get the Blue Raiders to within 24-21 with 6:43 remaining and the defense held.

The Blue Raiders got the ball back with 4:28 remaining but they had to start from their 2 following a 79-yard punt from Ball that hit at the 42 and rolled the rest of the way.

MT gained 18 yards and was stopped on fourth down, igniting a celebration on the North Texas sideline and sending the Blue Raiders to a shocking setback.



**Oct. 20, 2001  
Oxford, MS**

by **Tony Stinnett**  
**Daily News Journal**

**OXFORD, MS** — At least Middle Tennessee won't have to relive the nightmare it experienced during a 45-17 loss at Ole Miss.

The Blue Raiders (5-2) dropped their second straight game and head home facing a must-win situation against New Mexico State, and that's where the focus will be - starting immediately.

"This page is turned," MT coach Andy McCollum said. "We probably won't look at this film (Sunday). New Mexico State was off today and have a week head start on us so it's important we get past this and get ready for that game. We were beaten by a very good football team today that didn't have the letdown so many expected following a big win against Alabama."

Ole Miss clearly had shifted its attention from the Alabama win to the challenge MT presented and was on top of its game. Quarterback Eli Manning completed 25-of-31 passes for 257 yards and three touchdowns, while tailback Joe Gunn ran for 112 yards and a score to spark the Rebels (5-1) to a 478-yard offensive output before a homecoming crowd of 46,886.

"It would be easy to overlook a team like Middle Tennessee since they are not in our conference and we just came off a big win over Alabama, but we came in and got our focus," Manning said. "We could not afford to overlook a powerful team like this. We had a good week of practice and we were determined to not have a letdown."

The Blue Raiders were held to 328 yards and quarterback Wes Counts was pulled in favor of back-up Jason Johnson when he was intercepted by Syniker Taylor during the team's opening drive.

"We've always used a two-quarterback system," McCollum said. "Wes has played well for us but he didn't play well last week. We felt like it was time to give Jason a chance."

Johnson misfired on his first three passes before connecting with Kendall Newson on a 14-yard scoring play with 6:44 remaining in the first half to pull the Blue Raiders within 10-7, following Brian Kelly's extra point.

"I haven't played much so I had to get out there and try to get back to what I am supposed to be doing," said Johnson, who was 11-of-25 for 115 yards and two touchdowns. "We came here to win. We didn't come here to play a pretty good game."

It wasn't pretty but it wasn't as bad as the score would indicate, either.

The Blue Raiders trailed 17-10 halfway

**MT 17  
Ole Miss 45  
Flags, Turnovers Do-in MT**

**Game 7**

through the third quarter before Manning worked some magic when he fired a strike to Bill Flowers for a 29-yard touchdown just as he was hit by three MT defenders.

"The touchdown throw (Manning) had at the start of the second half - that's the mark of a champion," McCollum said. "He threw that completion despite being hit by two or three of our guys."

From there it got out of hand as Ole Miss would add three more scores to secure the win.

Score by Quarters	1	2	3	4	F
Middle Tennessee	0	7	3	7	17
Ole Miss	10	7	7	21	45

**Scoring Summary:**

- 1st 08:50 UM C. Stackhouse 1 yd run (J. Nichols kick)  
05:06 UM J. Nichols 27 yd field goal
- 2nd 06:44 MT NEWSON, Kendall 14 yd pass from JOHNSON, Jason (KELLY, Brian kick)  
00:43 UM Ch. Collins 12 yd pass from E. Manning (J. Nichols kick)
- 3rd 11:51 MT KELLY, Brian 25 yd field goal  
08:03 UM B. Flowers 29 yd pass from E. Manning (J. Nichols kick)
- 4th 12:27 UM C. Stackhouse 1 yd run (J. Nichols kick)  
11:32 UM B. Flowers 27 yd pass from E. Manning (J. Nichols kick)  
08:31 MT CALICO, Tyrone 22 yd pass from JOHNSON, Jason (KELLY, Brian kick)  
00:58 UM J. Gunn 3 yd run (J. Nichols kick)

	MT	UM
FIRST DOWNS	16	27
RUSHES-YARDS (NET)	30-199	50-221
PASSING YDS (NET)	129	257
Passes Att-Comp-Int	29-13-1	31-25-0
TOTAL OFFENSE PLAYS-YARDS	59-328	81-478
Fumble Returns-Yards	0-0	0-0
Punt Returns-Yards	1-3	2-2
Kickoff Returns-Yards	7-153	1-19
Interception Returns-Yards	0-0	1-44
Punts (Number-Avg)	5-33.8	2-32.5
Fumbles-Lost	3-1	1-1
Penalties-Yards	11-103	4-36
Possession Time	22:36	37:24
Sacks By: Number-Yards	2-9	0-0

**RUSHING:** Middle Tennessee-LEE, Reshard 12-84; HICKS, Dwone 9-79; JOHNSON, Jason 6-19; JOHNSON, H. 1-9; PALMER, Jamison 2-8. Ole Miss-J. Gunn 19-111; C. Stackhouse 16-85; E. Manning 6-14; T. Sanford 7-9; D. Morris 1-4

**PASSING:** Middle Tennessee-JOHNSON, Jason 11-25-0-115; COUNTS, Wes 2-4-1-14. Ole Miss-E. Manning 25-31-0-257.

**RECEIVING:** Middle Tennessee-NEWSON, Kendall 5-51; YUELL, David 3-10; CALICO, Tyrone 2-36; JOHNSON, H. 2-11; WRIGHT, Kerry 1-21. Ole Miss-Ch. Collins 8-82; J. Armstead 5-52; B. Flowers 4-62; J. Armstrong 3-23; J. Gunn 3-9; D. Zeigler 1-15; O. Rayford 1-14.

**INTERCEPTIONS:** MT-None. Ole Miss-S. Taylor 1-44.

**FUMBLES:** Middle Tennessee-RASHADA, M. 1-1; HICKS, Dwone 1-0; JOHNSON, Jason 1-0. Ole Miss-J. Armstead 1-1.

Attendance: 46886 Total elapsed time: 2:57  
Temperature: 75 Weather: Sunny and clear



**Linebacker Blake Morris, chasing down Eli Manning, made his first collegiate start at Ole Miss.**

Injuries and penalties continued to plague the Blue Raiders. Fullback Jason Spray suffered a knee injury on the opening play and did not return, and the Blue Raiders were penalized 11 times for 103 yards.


Tailback Dwone Hicks and Jykine Bradley returned from injuries sustained last week. Hicks rushed for 79 yards on nine carries but left the game early in the third quarter when he aggravated his hamstring again.

Hicks was on his way to an apparent 36-yard touchdown run when he pulled up and went out of bounds at the 16. The drive stalled when Avery Hatten dropped a pass at the 5 on third-and-2 and Kelly came on to kick a 25-yard field goal to cut the deficit to 17-10.

"At the half our kids felt we were going to win," McCollum said. "We just didn't make something good happen. Scoring a touchdown instead of the field goal at the start of the second half would have provided some momentum."

Ole Miss went 74 yards in 15 plays to score on its opening possession when Charles Stackhouse plunged in from the 1 and went on top 10-0 on Jonathan Nichols' 27-yard field goal after MT's defense held the Rebels to three-and-out after Taylor had returned his interception to the 6.

MT cut it to 10-7 when Johnson hit Newson, but Ole Miss carried the momentum into the half when Chris Collins hauled in a 12-yard touchdown pass from Manning.



# MT 39 New Mex. St. 35 MT Rallies from 24 Down for Win

# Game 8

**Oct. 27, 2001  
Murfreesboro, TN**

by **Tony Stinnett**  
Daily News Journal

**MURFREESBORO, TN** — Lazarus from the dead and the phoenix from the ashes have long served as historical models for life rising to defy death.

But Middle Tennessee football's ascension from near Sun Belt Conference burial will long rival in local lore a resurrection of near-equal magnitude.

Because the unlikely 39-35 revival of the Blue Raiders over visiting New Mexico State not only captivated what remained of an unbelieving Floyd Stadium faithful that was announced at 11,327, it also kept MT's postseason hopes alive for a berth in the inaugural New Orleans Bowl on Dec. 18 as league champion.

MT (6-2, 4-1) can clinch at least a share of the inaugural Sun Belt title with a win against Arkansas State because when it appeared its hopes for a title were dead, down 35-11 entering the fourth quarter, the Blue Raiders' faith never wavered as they responded with 28 unanswered points in the final quarter.

"What you saw was a team that believed," MT coach Andy McCollum said. "You have to believe and put the work in. It was team - offense, defense, the kicking game. I've never been involved with a team that believed to the very end that they were not going to lose this football game.

"I don't know if I've been in (a game) that came down to the fourth quarter that on that sideline there was no adversity. It reminded me of the '84 and '85 (MT teams) when I was an assistant here. No matter what, they were going to find a way to win."

The winning margin was provided when tailback Dwone Hicks burst in from the 9 and Brian Kelly added the extra point, giving MT a 39-35 lead with 1:09 remaining and completing the greatest comeback in the history of renovated Floyd Stadium.

And the comeback was complete when Jykine Bradley pounced on a lateral with 43 seconds remaining, enabling the Blue Raiders to run out the clock and continue their journey toward the unthinkable - a bowl berth and conference championship three years into their I-A venture.

"It was exciting but that's what good teams do," MT quarterback Wes Counts said. "We have some great people to get the ball to and they made great plays."

None more remarkable than senior receiver Kendall Newson, who hauled in four catches for 38 yards on the game-winning drive, but no play

showed his determination and summed up a career more than a third-and-6 play from the MT 36 with 3:46 remaining. Newson caught the pass three yards shy of the first down and then was hit. His extra effort provided the first-down yardage and MT scored the game-winner seven plays later.

"I was determined to get the ball in my hands

Score by Quarters	1	2	3	4	F
New Mexico State	7	15	13	0	35
Middle Tennessee	8	3	0	28	39

### Scoring Summary:

**1st** 06:59 NMSU Enzminger 1 yd run (Aguiniga kick)  
01:52 MT COUNTS 2 yd run (HATTEN pass)  
**2nd** 03:40 NMSU Johnson 4 yd run (Talbert, M. pass)  
00:37 NMSU Enzminger 10 yd run (Aguiniga kick)  
00:00 MT KELLY, Brian 44 yd field goal  
**3rd** 12:30 NMSU Johnson 1 yd run (Aguiniga kick)  
04:22 NMSU Pierce 1 yd run (Aguiniga kick failed)  
**4th** 14:33 MT LEE 1 yd run (COUNTS rush)  
08:16 MT LEE 12 yd run (COUNTS pass failed)  
06:38 MT NEWSON 64 yd pass from COUNTS (KELLY kick)  
01:09 MT HICKS 9 yd run (KELLY kick)

	NMSU	MT
FIRST DOWNS	19	29
RUSHES-YARDS (NET)	44-183	37-173
PASSING YDS (NET)	206	383
Passes Att-Comp-Int	24-14-0	42-31-1
TOTAL OFFENSE PLAYS-YARDS	68-389	79-556
Fumble Returns-Yards	0-0	0-0
Punt Returns-Yards	3-103	2-1
Kickoff Returns-Yards	4-78	6-108
Interception Returns-Yards	1-7	0-0
Punts (Number-Avg)	7-40.4	5-47.0
Fumbles-Lost	2-1	2-2
Penalties-Yards	8-52	7-50
Possession Time	29:02	30:58
Sacks By: Number-Yards	3-20	2-16

**RUSHING:** New Mexico State-Enzminger, K.C. 9-73; Keith, Kenton 8-43; Johnson, Keon 15-39; Pierce, Buck 9-22; Taylor, Walter 3-6. Middle Tennessee-HICKS, Dwone 11-92; LEE, Reshard 10-60; COUNTS, Wes 15-29; JOHNSON, H. 1-minus 8.

**PASSING:** New Mexico State-Enzminger, K.C. 12-18-0-178; Pierce, Buck 2-6-0-28. Middle Tennessee-COUNTS, Wes 29-38-0-376; JOHNSON, Jason 2-4-1-7.

**RECEIVING:** New Mexico State-Winston, P.J. 7-78; Talbert, M. 5-108; Briscoe, H.B. 2-20. Middle Tennessee-NEWSON, Kendall 12-181; YUJELL, David 10-104; CALICO, Tyrone 4-28; JOHNSON, H. 3-37; WRIGHT, Kerry 1-25; JOYNER, Hashem 1-8.

**INTERCEPTIONS:** New Mexico State-Taylor, D'Wayne 1-7. Middle Tennessee-None.

**FUMBLES:** New Mexico State-Pierce, Buck 1-0; Enzminger, K.C. 1-1. Middle Tennessee-HICKS, Dwone 1-1; JOHNSON, H. 1-1.

Attendance: 11327      Total elapsed time: 3:26  
Temperature: 52      Weather: Clear, Sunny



David Youell had a career-high 10 catches in Middle Tennessee's greatest comeback win ever.

and I knew coach was bringing it to me," Newson said. "Who better to follow on offense because I'm picked to be a leader on offense, and I want the ball in my hands."


The riveting comeback began when Bradley tackled New Mexico State receiver P.J. Winston three yards shy of a first down on fourth-and-5 from the MT 32.

From there, MT dominated, piling up 289 of its 556 yards in the fourth quarter while limiting the Aggies (3-5, 2-1) to 47 yards and three straight three-and-outs.

Tailback Reshard Lee scored from the 1 with 14:33 remaining, and Counts rushed for the 2-point conversion to close the gap to 35-19.

One possession later, Lee scored his second touchdown, a 12-yard jaunt, with 8:16 to play. The failed 2-point conversion left MT trailing 35-25.

Another defensive stand was followed by Newson's 64-yard reception from Counts to narrow the deficit to 35-32 with 6:38 remaining and the Blue Raiders believed they were in position to complete the miraculous comeback.



# MT 54 Arkansas St. 6 Blue Raiders Clinch SBC Title

# Game 9

**Nov. 3, 2001  
Murfreesboro, TN**

by Tony Stinnett  
Daily News Journal

**MURFREESBORO, TN** — The scoreboard flashed "Sun Belt Champions" as players and coaches jubilantly celebrated the program's first championship since the 1994 season following a 54-6 whipping of Arkansas State at Floyd Stadium.

Middle Tennessee had its day in the sun in front of 20,113, just three years removed from making the jump from the I-AA level to I-A.

Now the Blue Raiders (7-2, 5-1) must play the waiting game.

A championship in hand, MT's bowl hopes now hinge on what North Texas (3-5, 3-1) does in its two remaining conference games. North Texas, which came back to stun New Mexico State 22-20 with less than one minute remaining a couple of hours after MT's win, must lose one of its two remaining games for the Blue Raiders to represent the league in the New Orleans Bowl Dec. 18.

Nonetheless, Middle Tennessee has achieved championship status earlier than most pundits predicted.

"Every win is enjoyable, but to get where we are from where we started three years ago and win a championship, it couldn't be more special," MT third-year coach Andy McCollum said. "I want the players to enjoy this, they deserve it and put the work in.

"You want to be part of a championship and set your goals for that, and to see your kids reach it is what (coaching) is all about."

And the Blue Raiders, one week removed from their greatest home comeback ever against New Mexico State, wasted no time staking claim to their title.

They jumped out to a 15-0 lead less than six minutes into the game on the strength of two Dwone Hicks touchdowns and never looked back.

"We came out with a relentless mind frame," said MT senior receiver Kendall Newson, who hauled in a 29-yard touchdown from Jason Johnson. "We were playing to win and not worried about losing. We had the crowd with us and we were playing for each other. We were not going to be denied."

They weren't.

Hicks accounted for three touchdowns and rushed for 72 yards on 15 carries, while sophomore Reshard Lee had his best day as a Blue Raider, rushing for a game-high 146 yards and a touchdown on 23 carries. Senior quarterback Wes Counts was 10-of-15 for 102 yards and scored on a 1-yard run, while Tyrone Calico had the first rushing touch-

down of his career, a 38-yarder on an end around that put the Blue Raiders up 32-0 early in the third.

In all, MT rushed for 301 yards and finished with 432 yards total offense.

"We all knew what this game meant and came out and played," Counts said. "This was a goal for this team and we went out and accomplished it. It's

Score by Quarters	1	2	3	4	F
ASU	0	0	6	0	6
Middle Tennessee	15	10	15	14	54

#### Scoring Summary:

**1st** 10:58 MT HICKS, Dwone 19 yd run (KELLY, Brian kick)  
09:31 MT HICKS, Dwone 26 yd pass from COUNTS, Wes (HICKS, Dwone rush)  
**2nd** 14:08 MT KELLY, Brian 47 yd field goal  
09:06 MT HICKS, Dwone 1 yd run (KELLY, Brian kick)  
**3rd** 12:55 MT CALICO, Tyrone 38 yd run (KELLY, Brian kick)  
06:06 ASU MILLER, Tommy 2 yd run (MILLER, Tommy rush failed)  
02:53 MT COUNTS, Wes 1 yd run (HATTEN, Avery pass)  
**4th** 11:29 MT NEWSON, Kendall 29 yd pass from JOHNSON, Jason (KELLY, Brian kick)  
07:21 MT LEE, Reshard 1 yd run (KELLY, Brian kick)

	ASU	MT
FIRST DOWNS	10	25
RUSHES-YARDS (NET)	37-102	50-301
PASSING YDS (NET)	72	131
Passes Att-Comp-Int	23-11-1	19-11-0
TOTAL OFFENSE PLAYS-YARDS	60-174	69-432
Fumble Returns-Yards	0-0	1-7
Punt Returns-Yards	0-0	1-2
Kickoff Returns-Yards	2-51	1-19
Interception Returns-Yards	0-0	1-20
Punts (Number-Avg)	8-32.0	2-43.0
Fumbles-Lost	3-1	0-0
Penalties-Yards	9-81	7-79
Possession Time	30:47	29:13
Sacks By: Number-Yards	1-6	4-30

**RUSHING:** ASU-ADAMS, Jonathan 20-70; MILLER, Tommy 16-27; HICKENBOTHAM, J 1-5. Middle Tennessee-LEE, Reshard 23-146; HICKS, Dwone 15-72; JOHNSON, Jason 7-45; CALICO, Tyrone 1-38; COUNTS, Wes 4-0.


**PASSING:** ASU-MILLER, Tommy 11-23-1-72. Middle Tennessee-COUNTS, Wes 10-15-0-102; JOHNSON, Jason 1-4-0-29.

**RECEIVING:** ASU-POWELL, Alvin 6-26; HICKENBOTHAM, J 2-28; ADAMS, Jonathan 1-9; STEGALL, Jerome 1-6; SLAUGHTER, Tab 1-3. Middle Tennessee-CALICO, Tyrone 2-39; NEWSON, Kendall 2-34; PAYNE, Nick 2-22; YOUELL, David 2-5; HICKS, Dwone 1-26; WRIGHT, Kerry 1-4; LEE, Reshard 1-1.

**INTERCEPTIONS:** ASU-None. Middle Tennessee-ARNOLD, Randy 1-20.

**FUMBLES:** ASU-POWELL, Alvin 1-0; HICKENBOTHAM, J 1-1; ADAMS, Jonathan 1-0. Middle Tennessee-None.

Attendance: 20113      Total elapsed time: 2:43  
Temperature: 71      Weather: Sunny, Clear



Wes Stephens and the Blue Raiders held the Indians to 174 total yards of offense.

very satisfying. This is what it's all about."

While the offense was in sync, it was one of the best defensive performances by the Blue Raiders in years as they shut down the Indians (2-6, 2-2) in all aspects.


MT held Arkansas State to 174 yards (102 rushing, 72 passing) - the fewest since limiting Austin Peay to 153 yards in 1997, and allowed Indians running back Jonathan Adams, a Doak Walker Award candidate, to 70 yards on 20 carries.

"We didn't hold back," said linebacker Sheldon Durham. "We knew what was at stake. Our mindset was to keep them scoreless. We made mistakes on one of their drives and allowed a score, but other than that, we had a great day."

And the defense helped set up the blowout when junior linebacker Randy Arnold collected his first career interception on the Indians' first drive.

Counts hit Hicks for a 26-yard scoring pass one play later, and after Hicks rushed for the 2-point try, MT led 15-0.

"I guess I was in the right place at the right time," Arnold said. "We just wanted to come out and pick up where we left off last week (against New Mexico State). It was a great effort."



**Nov. 10, 2001  
Baton Rouge, LA**

by **Tony Stinnett**  
Daily News Journal

**BATON ROUGE, LA** — If Middle Tennessee doesn't represent the Sun Belt Conference in the New Orleans Bowl, then its final trip to Louisiana ended on a down note.

LSU (6-3) used the strong arm of Rohan Davey to distance itself from the upset-minded Blue Raiders (7-3) in the first half and went on to a 30-14 win in front of a homecoming crowd of 88,249 at Tiger Stadium - a win that made the Tigers bowl eligible.

Davey, one week removed from throwing for 528 yards at Alabama, started strong and finished 26-of-37 for 318 yards and two touchdowns, but it was his first-half play that made the biggest impact.

The senior quarterback was 20-of-25 for 234 yards and threw touchdown passes to Michael Clayton and Domanick Davis in the opening half - a 30-minute stretch that proved decisive as LSU jumped out to an insurmountable 27-7 halftime advantage.

The second half was a different story as the MT defense held LSU to a field goal, but the damage had been done. LSU finished with 463 yards, but the Blue Raiders held the Tigers to 152 yards in the second half.

"We got beat by a team that came out ready to play, and that's a compliment to their staff," MT coach Andy McCollum said. "Their players came out and did a good job, but I'm also proud of our guys. Our guys have something to them and they played hard, but we didn't execute well enough."

MT junior tailback Dwone Hicks paced the Blue Raiders with his third 100-yard rushing game of the season. Hicks, back at full strength, demonstrated his blend of speed and power to the tune of 117 yards and added a touchdown.

It was Hicks' third 100-yard game of the season and paced a ground attack that accounted for 178 yards - not bad considering the Tigers were allowing only 113 per game.

"That's not a bad football team we played, especially on offense," LSU coach Nick Saban said. "They played hard and I've got to give them a lot. We never quite put them away. I know they are supposed to be whatever they are supposed to be, but they are a pretty good football team for their level."

Moving the ball wasn't the problem for the Blue Raiders. They marched up and down the field and advanced into LSU territory on all four first-half drives, but finishing drives and scoring points was a different matter.

# MT 14 LSU 30

**MT Hangs Tough With SEC Champs**

# Game 10

The Blue Raiders' offense accounted for 373 yards and advanced into LSU territory six times, including all four first-half possessions, but managed just one score in the opening half and two for the game.

The 14 points were the fewest scored by MT this season.

Score by Quarters	1	2	3	4	F
Middle Tennessee	7	0	0	7	14
LSU	13	14	3	0	30

### Scoring Summary:

**1st** 09:09 LS L. Toefield 6 yd run (John Corbello kick failed)  
05:05 LS Michael Clayton 7 yd pass from Rohan Davey (John Corbello kick)  
01:03 MT CALICO, Tyrone 5 yd pass from COUNTS, Wes (KELLY, Brian kick)  
**2nd** 12:10 LS L. Toefield 2 yd run (John Corbello kick)  
04:09 LS Domanick Davis 25 yd pass from Rohan Davey (John Corbello kick)  
**3rd** 01:45 LS John Corbello 42 yd field goal  
**4th** 05:22 MT HICKS, Dwone 6 yd pass from COUNTS, Wes (KELLY, Brian kick)

	MT	LS
FIRST DOWNS	20	23
RUSHES-YARDS (NET)	29-177	32-145
PASSING YDS (NET)	195	318
Passes Att-Comp-Int	30-22-0	37-26-0
TOTAL OFFENSE PLAYS-YARDS	59-372	69-463
Fumble Returns-Yards	0-0	0-0
Punt Returns-Yards	1-5	2-11
Kickoff Returns-Yards	5-17	1-24
Interception Returns-Yards	0-0	0-0
Punts (Number-Avg)	5-38.0	3-45.0
Fumbles-Lost	1-1	1-0
Penalties-Yards	7-60	7-61
Possession Time	28:14	31:46
Sacks By: Number-Yards	1-9	2-12


**RUSHING:** Middle Tennessee-HICKS, Dwone 16-116; LEE, Reshard 5-41; COUNTS, Wes 5-7; JOHNSON, H. 1-7; HATTEN, Avery 1-4; NEWSON, Kendall 1-2. LSU-L. Toefield 22-83; Domanick Davis 7-49; Rohan Davey 2-7; Dev. Henderson 1-6.  
**PASSING:** Middle Tennessee-COUNTS, Wes 21-29-0-171; JOHNSON, H. 1-1-0-24. LSU-Rohan Davey 26-37-0-318.

**RECEIVING:** Middle Tennessee-CALICO, Tyrone 5-51; NEWSON, Kendall 5-22; JOHNSON, H. 4-54; HICKS, Dwone 3-23; DOMINECK, Quan 1-24; HATTEN, Avery 1-12; LEE, Reshard 1-5; YOUJELL, David 1-4; WRIGHT, Kerry 1-0. LSU-Josh Reed 9-120; Michael Clayton 6-67; Jerel Myers 5-57; Robert Royal 2-32; Corey Webster 2-10; Domanick Davis 1-25; Jack Hunt 1-7.

**INTERCEPTIONS:** Middle Tennessee-None. LSU-None.

**FUMBLES:** Middle Tennessee-HATTEN, Avery 1-1. LSU-Domanick Davis 1-0.

**Attendance:** 88249 **Total elapsed time:** 3:05  
**Temperature:** 65 deg **Weather:** clear




**Tyrone Calico led MT with five catches against LSU, including a first quarter touchdown reception of five yards.**

"That has basically been our story against these teams," said MT quarterback Wes Counts, who was 21-of-29 for 171 yards and two touchdowns. "We can move the ball up and down the field, then we have one bad play."

That first bad play came in the form of an Avery Hatten fumble on MT's opening drive at the LSU 48. LSU recovered and converted it into a touchdown to go up 13-0.

Counts capped an 11-play, 82-yard drive with a 5-yard touchdown pass to receiver Tyrone Calico on the team's next drive and Brian Kelly's extra point pulled the Blue Raiders' to within six at 13-7.

Counts hooked up with Hicks on a 6-yard scoring pass to cap the scoring with 5:22 remaining.



**Nov. 17, 2001  
Murfreesboro, TN**

by **Tony Stinnett**  
Daily News Journal

**MURFREESBORO, TN** — If yin is yang, then this was then.

And this is where Middle Tennessee coach Andy McCollum entered into the equation and produced a 3-8 season of promise in 1999.

But it does little to compare with the distinct opposite of an 8-3 record Middle Tennessee players walked off the field sporting following their 38-14 win against Connecticut.

"This has been a very special season and this team is special," McCollum said. "I couldn't be more proud of this team, and these seniors to be able to say they won eight games. There were people who said it couldn't be done when I came here. These players went out and proved otherwise."

In the final analysis, what transpired on a beautiful Saturday afternoon at Floyd Stadium was a coach who delivered on a promise.

"When coach 'Mac' came he told us we would be contenders, and that's what happened," defensive end Wes Stephens said. "Even after that first year we knew good things were going to happen for this program and they have. It's only going to get better, but I'm glad I got to be part of the beginning."

Middle Tennessee enjoyed one of its most complete games of the season before a crowd of 13,017 as its offense, defense and special teams all factored heavily in the outcome and sent 16 Blue Raider seniors out with an eight-win season for the first time since 1994.

It also was the 11th straight home win.

The Blue Raiders, led by junior tailback Dwone Hicks' 156-yard outburst and four touchdowns, piled up 528 yards of total offense. The defense held the Huskies to one touchdown and 220 yards total offense, and Kerry Wright provided a special teams score when he raced past defenders on his way to an 86-yard kickoff return.

"This was the most complete effort we've had," said linebacker Scotty Brown, who led a relentless defensive effort with 15 tackles and a pair of sacks. "After (1999) we came back dedicated and committed to this football program. We were determined to make a difference, and I feel like we have."

Senior quarterback Wes Counts capped a strong senior season with a near-perfect showing against the Huskies (2-8). He was 12-of-14 for 188 yards, and rushed for a career-high 122 yards, while senior receiver Kendall Newson, MT's human highlight reel, hauled in seven passes for 114 yards.

**MT 38  
UConn 14**

**MT Notches 11th Straight Home Win**

**Game 11**

"This is a great way to go out," Counts said. "This team is the closest team I've been around and it didn't matter who played or who didn't. We were all on the same page and pulling on the same chain. I think we leave here with quite a lot to be proud of."

Hicks was pretty much the scoring machine

Score by Quarters	1	2	3	4	F
UConn	0	6	0	8	14
Middle Tennessee	14	10	14	0	38

**Scoring Summary:**

1st 13:59 MT HICKS, Dwone 7 yd run (KELLY, Brian kick)  
06:06 MT HICKS, Dwone 3 yd run (KELLY, Brian kick)  
2nd 13:42 UC HICKOK, Marc 27 yd field goal  
13:21 MT WRIGHT, Kerry 86 yd kickoff return (KELLY, Brian kick)  
03:56 MT KELLY, Brian 22 yd field goal  
00:15 UC HICKOK, Marc 27 yd field goal  
3rd 12:38 MT HICKS, Dwone 13 yd run (KELLY, Brian kick)  
06:10 MT HICKS, Dwone 1 yd run (KELLY, B. kick)  
4th 13:06 UC DRAYTON, Rashad 2 yd pass from ORLOVSKY, Dan (HILL, Cliff pass)

	UConn	MT
FIRST DOWNS	18	26
RUSHES-YARDS (NET)	42-118	52-327
PASSING YDS (NET)	102	201
Passes Att-Comp-Int	31-11-0	18-13-0
TOTAL OFFENSE PLAYS-YARDS	73-220	70-528
Fumble Returns-Yards	1-0	0-0
Punt Returns-Yards	0-0	5-10
Kickoff Returns-Yards	3-84	3-110
Interception Returns-Yards	0-0	0-0
Punts (Number-Avg)	6-46.0	1-41.0
Fumbles-Lost	2-1	1-1
Penalties-Yards	3-29	8-67
Possession Time	32:13	27:47
Sacks By: Number-Yards	0-0	7-34

**RUSHING:** UCONN-POOLE, Chandler 22-100; BENSON, Evan 10-37; HENRY, Keron 7-minus 5; ORLOVSKY, Dan 3-minus 14. Middle Tennessee-HICKS, Dwone 26-156; COUNTS, Wes 10-122; LEE, Reshard 9-50; NEWSON, Kendall 1-13; JOHNSON, H. 1-0; PHILLIPS, Lance 3-minus 6; JOHNSON, Jason 2-minus 8.

**PASSING:** UCONN-ORLOVSKY, Dan 6-16-0-49; HENRY, Keron 5-15-0-53. Middle Tennessee-COUNTS, Wes 12-14-0-188; JOHNSON, Jason 1-4-0-13.

**RECEIVING:** UCONN-HILL, Cliff 3-5; DRAYTON, Rashad 2-11; CUTAIA, Matt 2-9; BENSON, Evan 1-26; TIMKO, Wes 1-24; FELDEISEN, S. 1-18; COLLINS, Tommy 1-9. Middle Tennessee-NEWSON, Kendall 7-114; CALICO, Tyrone 3-64; YUPELL, David 2-12; HICKS, Dwone 1-11.

**INTERCEPTIONS:** UCONN-None. Middle Tennessee-None.

**FUMBLES:** UCONN-HENRY, Keron 2-1. Middle Tennessee-JOHNSON, H. 1-1.

Attendance: 13017      Total elapsed time: 3:24  
Temperature: 72      Weather: Clear



**Kerry Wright is off to the races as he returns this kickoff 86 yards for a touchdown against the Huskies.**

he has been all season, establishing school and career records for touchdowns and scoring on runs of 7, 3, 13 and 1 yards.

But this was one of those days when the defense was as dominant as the offense.

The Blue Raiders were relentless in their pursuit of both UConn quarterbacks, collecting eight sacks and finishing with 13 tackles for loss.

A strong pass rush was believed to be the key to success and the Blue Raiders delivered.

The Huskies were held to 220 yards, the fewest allowed by MT this season.

"Watching the UConn quarterback warm up we knew we were going to have to put pressure on him today," said Tanaka Scott, who had a sack and two tackles for loss. "We felt we did that as a team. We won today as a team. We all wanted to come out in our last game and play well, and we did."

The Blue Raiders jumped out to a 14-0 lead and never looked back en route to the win.

"We just got beat by a better football team, that's all there is to it," UConn coach Randy Edsall said. "Very simply, they've got better athletes than we do. Next to Virginia Tech this is the best team we've faced all year. I can see why they play teams like LSU and Ole Miss close."

# 2001 Final Statistics

**RECORD:**  
ALL GAMES

**OVERALL**  
8-3-0

**HOME**  
5-0-0

**AWAY**  
3-3-0

**Sun Belt**  
5-1-0

DATE	OPPONENT	W/L	SCORE	ATTEND
Aug. 30	at Vanderbilt	W	38-27	39,885
Sept. 8	<b>TROY STATE</b>	W	54-17	21,723
Sept. 22	at Louisiana-Monroe	W	38-20	9,730
Sept. 29	at Louisiana-Lafayette	W	26-9	12,101
Oct. 6	<b>IDAHO</b>	W	70-58	23,106
Oct. 13	at North Texas	L	24-21	11,621
Oct. 20	at Ole Miss	L	45-17	46,886
Oct. 27	<b>NEW MEXICO STATE</b>	W	39-35	11,327
Nov. 3	<b>ARKANSAS STATE</b>	W	54-6	20,113
Nov. 10	at LSU	L	30-14	88,249
Nov. 17	<b>CONNECTICUT</b>	W	38-14	13,017

SCORE BY QUARTERS	1st	2nd	3rd	4th	OT	Total
Middle Tennessee	92	118	93	105	0	408
Opponents	43	100	70	73	0	286

## TEAM STATISTICS

TEAM STATISTICS	MT	OPP
<b>SCORING</b>	408	286
Points Per Game	37.1	26.0
<b>FIRST DOWNS</b>	281	239
Rushing	138	89
Passing	120	132
Penalty	23	17
<b>RUSHING YARDAGE</b>	2614	1535
Yards gained rushing	2871	1809
Yards lost rushing	257	274
Rushing Attempts	471	406
Average Per Rush	5.5	3.8
Average Per Game	237.6	139.5
TDs Rushing	32	18
<b>PASSING YARDAGE</b>	2681	2801
Att-Comp-Int	310-214-6	393-231-10
Average Per Pass	8.6	7.1
Average Per Catch	12.5	12.1
Average Per Game	243.7	254.6
TDs Passing	21	20
<b>TOTAL OFFENSE</b>	5295	4336
Total Plays	781	799
Average Per Play	6.8	5.4
Average Per Game	481.4	394.2
<b>KICK RETURNS: #-YARDS</b>	41-827	43-965
<b>PUNT RETURNS: #-YARDS</b>	18-56	16-188
<b>INT RETURNS: #-YARDS</b>	10-140	6-75
<b>KICK RETURN AVERAGE</b>	20.2	22.4
<b>PUNT RETURN AVERAGE</b>	3.1	11.8
<b>INT RETURN AVERAGE</b>	14.0	12.5
<b>FUMBLES-LOST</b>	22-15	17-7
<b>PENALTIES-YARDS</b>	89-767	82-666
Average Per Game	69.7	60.5
<b>PUNTS-YARDS</b>	35-1481	53-2057
Average Per Punt	42.3	38.8
Net punt average	36.9	37.8
<b>TIME OF POSSESSION/GAME</b>	29:19	30:41
<b>3RD-DOWN CONVERSIONS</b>	69/135	64/156
3rd-Down Pct	51%	41%
<b>4TH-DOWN CONVERSIONS</b>	8/14	7/18
4th-Down Pct	57%	39%
<b>SACKS BY-YARDS</b>	27-161	16-142
<b>MISC YARDS</b>	57	18
<b>TOUCHDOWNS SCORED</b>	56	38
<b>FIELD GOALS-ATTEMPTS</b>	6-9	8-14
<b>PAT-ATTEMPTS</b>	44-46	28-32
<b>ATTENDANCE</b>	89286	208473
Games/Avg Per Game	5/17857	6/34746

## INDIVIDUAL STATISTICS

RUSHING	GP	Att	Gain	Loss	Net	Avg	TD	Long	Avg/G
HICKS	11	191	1168	25	1143	6.0	20	62	103.9
LEE	11	108	798	8	790	7.3	4	60	71.8
CALLOWAY	6	35	174	2	172	4.9	2	20	28.7
COUNTS	11	67	310	166	144	2.1	3	55	13.1
PALMER	8	21	121	3	118	5.6	2	37	14.8
WRIGHT	11	10	97	10	87	8.7	0	23	7.9
JOHNSON, J.	7	17	88	18	70	4.1	0	14	10.0
CALICO	11	1	38	0	38	38.0	1	38	3.5
JOHNSON, H.	10	9	48	15	33	3.7	0	14	3.3
NEWSON, K.	11	2	15	0	15	7.5	0	13	1.4
SPRAY	7	3	10	0	10	3.3	0	4	1.4
HATTEN	10	2	4	0	4	2.0	0	2	0.4
Team	1	1	0	2	-2	-2.0	0	0	-2.0
PHILLIPS	5	4	0	8	-8	-2.0	0	0	-1.6
<b>Total</b>	<b>11</b>	<b>471</b>	<b>2871</b>	<b>257</b>	<b>2614</b>	<b>5.5</b>	<b>32</b>	<b>62</b>	<b>237.6</b>
<b>Opponents</b>	<b>11</b>	<b>406</b>	<b>1809</b>	<b>274</b>	<b>1535</b>	<b>3.8</b>	<b>18</b>	<b>53</b>	<b>139.5</b>

PASSING	G	Effic	Att-Comp-Int	Pct	Yds	TD	Lng	Avg/G
COUNTS	11	166.63	259-188-4	72.6	2327	17	64	211.5
JOHNSON, J.	7	116.22	49-24-2	49.0	322	3	69	46.0
JOHNSON, H.	10	399.40	2-2-0	100.0	32	1	24	3.2
<b>Total</b>	<b>11</b>	<b>160.16</b>	<b>310-214-6</b>	<b>69.0</b>	<b>2681</b>	<b>21</b>	<b>69</b>	<b>243.7</b>
<b>Opponents</b>	<b>11</b>	<b>130.35</b>	<b>393-231-10</b>	<b>58.8</b>	<b>2801</b>	<b>20</b>	<b>73</b>	<b>254.6</b>

RECEIVING	G	No.	Yds	Avg	TD	Long	Avg/G
NEWSON, K.	11	65	796	12.2	7	64	72.4
CALICO	11	37	583	15.8	5	56	53.0
YOUELL	11	37	358	9.7	1	34	32.5
JOHNSON, H.	10	19	225	11.8	0	39	22.5
HICKS	11	18	230	12.8	4	55	20.9
LEE	11	9	87	9.7	0	39	7.9
WRIGHT	11	7	144	20.6	1	58	13.1
CALLOWAY	6	5	19	3.8	0	7	3.2
JOYNER	10	3	88	29.3	0	69	8.8
PAYNE	9	3	30	10.0	0	12	3.3
DOMINECK	9	2	37	18.5	0	24	4.1
PALMER	8	2	22	11.0	0	23	2.8
FROST	10	2	12	6.0	1	11	1.2
SPRAY	7	1	18	18.0	0	18	2.6
HATTEN	10	1	12	12.0	0	12	1.2
SAYLOR	6	1	9	9.0	0	9	1.5
COUNTS	11	1	8	8.0	1	8	0.7
BUCHER	10	1	3	3.0	1	3	0.3
<b>Total</b>	<b>11</b>	<b>214</b>	<b>2681</b>	<b>12.5</b>	<b>21</b>	<b>69</b>	<b>243.7</b>
<b>Opponents</b>	<b>11</b>	<b>231</b>	<b>2801</b>	<b>12.1</b>	<b>20</b>	<b>73</b>	<b>254.6</b>

PUNT RETURNS	No.	Yds	Avg	TD	Long
JOHNSON, H.	14	48	3.4	0	11
WRIGHT	4	8	2.0	0	8
<b>Total</b>	<b>18</b>	<b>56</b>	<b>3.1</b>	<b>0</b>	<b>11</b>
<b>Opponents</b>	<b>16</b>	<b>188</b>	<b>11.8</b>	<b>0</b>	<b>79</b>

INTERCEPTIONS	No.	Yds	Avg	TD	Long
BRADLEY	4	24	6.0	0	12
WOODS	2	38	19.0	0	38
BROWN, S.	1	14	14.0	0	14
ARNOLD	1	20	20.0	0	20
SHAW	1	38	38.0	0	38
ALSUP	1	6	6.0	0	6
<b>Total</b>	<b>10</b>	<b>140</b>	<b>14.0</b>	<b>0</b>	<b>38</b>
<b>Opponents</b>	<b>6</b>	<b>75</b>	<b>12.5</b>	<b>0</b>	<b>44</b>

KICK RETURNS	No.	Yds	Avg	TD	Long
WRIGHT	16	398	24.9	1	86
LEE	13	184	14.2	0	80
PALMER	5	117	23.4	1	74
RASHADA	3	63	21.0	0	26
JOHNSON, C.	3	63	21.0	0	33
JONES, R.	1	2	2.0	0	2
<b>Total</b>	<b>41</b>	<b>827</b>	<b>20.2</b>	<b>2</b>	<b>86</b>
<b>Opponents</b>	<b>43</b>	<b>965</b>	<b>22.4</b>	<b>0</b>	<b>51</b>

FUMBLE RETURNS	No.	Yds	Avg	TD	Long
LYNCH	1	50	50.0	1	50
KEMP	1	7	7.0	0	7
DURHAM, S.	1	0	0.0	0	0
<b>Total</b>	<b>3</b>	<b>57</b>	<b>19.0</b>	<b>1</b>	<b>50</b>
<b>Opponents</b>	<b>2</b>	<b>18</b>	<b>9.0</b>	<b>0</b>	<b>18</b>

2001 Final Stats cont.

SCORING	TD	FGs	Kick	PATs		Pass	DXP	Saf	Points
				Rush	Rcv				
HICKS	24	0-0	0-0	2-2	0	0-0	0	0	148
KELLY	0	6-9	44-46	0-0	0	0-0	0	0	62
NEWSON, K.	7	0-0	0-0	0-0	0	0-0	0	0	42
CALICO	6	0-0	0-0	0-0	0	0-0	0	0	36
COUNTS	4	0-0	0-0	1-2	0	0-2	0	0	26
LEE	4	0-0	0-0	0-0	0	0-0	0	0	24
PALMER	3	0-0	0-0	0-0	0	0-0	0	0	18
CALLOWAY	2	0-0	0-0	0-1	0	0-0	0	0	12
WRIGHT	2	0-0	0-0	0-0	0	0-0	0	0	12
BUCHER	1	0-0	0-0	0-0	0	0-0	0	0	6
FROST	1	0-0	0-0	0-0	0	0-0	0	0	6
YOUELL	1	0-0	0-0	0-1	0	2-2	0	0	6
LYNCH	1	0-0	0-0	0-0	0	0-0	0	0	6
HATTEN	0	0-0	0-0	0-0	2	0-0	0	0	4
BLAND	0	0-0	0-0	0-0	0	0-0	0	0	0
<b>Total</b>	<b>56</b>	<b>6-9</b>	<b>44-46</b>	<b>3-6</b>	<b>2</b>	<b>2-4</b>	<b>0</b>	<b>0</b>	<b>408</b>
<b>Opponents</b>	<b>38</b>	<b>8-14</b>	<b>28-32</b>	<b>0-1</b>	<b>3</b>	<b>3-5</b>	<b>0</b>	<b>0</b>	<b>286</b>

TOTAL OFFENSE	G	Plays	Rush	Pass	Total	Avg/G
COUNTS	11	326	144	2327	2471	224.6
HICKS	11	191	1143	0	1143	103.9
LEE	11	108	790	0	790	71.8
JOHNSON, J.	7	66	70	322	392	56.0
CALLOWAY	6	35	172	0	172	28.7
PALMER	8	21	118	0	118	14.8
WRIGHT	11	10	87	0	87	7.9
JOHNSON, H.	10	11	33	32	65	6.5
CALICO	11	1	38	0	38	3.5
NEWSON, K.	11	2	15	0	15	1.4
SPRAY	7	3	10	0	10	1.4
HATTEN	10	2	4	0	4	0.4
Team	1	1	-2	0	-2	-2.0
PHILLIPS	5	4	-8	0	-8	-1.6
<b>Total</b>	<b>11</b>	<b>781</b>	<b>2614</b>	<b>2681</b>	<b>5295</b>	<b>481.4</b>
<b>Opponents</b>	<b>11</b>	<b>799</b>	<b>1535</b>	<b>2801</b>	<b>4336</b>	<b>394.2</b>

FIELD GOALS	FGM-FGA	Pct	20-29	30-39	40-49	50-99	Lg	Blk
KELLY	6-9	66.7	3-4	0-1	3-4	0-0	47	2

PUNTING	No.	Yds	Avg	Long	TB	FC	I20	Blkd
BILLINGS	35	1481	42.3	58	6	5	9	0
<b>Total</b>	<b>35</b>	<b>1481</b>	<b>42.3</b>	<b>58</b>	<b>6</b>	<b>5</b>	<b>9</b>	<b>0</b>
<b>Opponents</b>	<b>53</b>	<b>2057</b>	<b>38.8</b>	<b>79</b>	<b>6</b>	<b>10</b>	<b>13</b>	<b>1</b>

ALL PURPOSE	G	Rush	Rec	PR	KOR	IR	Tot	Avg/G
HICKS	11	1143	230	0	0	0	1373	124.8
LEE	11	790	87	0	184	0	1061	96.5
NEWSON, K.	11	15	796	0	0	0	811	73.7
WRIGHT	11	87	144	8	398	0	637	57.9
CALICO	11	38	583	0	0	0	621	56.5
YOUELL	11	0	358	0	0	0	358	32.5
JOHNSON, H.	10	33	225	48	0	0	306	30.6
PALMER	8	118	22	0	117	0	257	32.1
CALLOWAY	6	172	19	0	0	0	191	31.8
COUNTS	11	144	8	0	0	0	152	13.8
JOYNER	10	0	88	0	0	0	88	8.8
JOHNSON, J.	7	70	0	0	0	0	70	10.0
RASHADA	11	0	0	0	63	0	63	5.7
JOHNSON, C.	11	0	0	0	63	0	63	5.7
WOODS	11	0	0	0	0	38	38	3.5
SHAW	9	0	0	0	0	38	38	4.2
DOMINECK	9	0	37	0	0	0	37	4.1
PAYNE	9	0	30	0	0	0	30	3.3
SPRAY	7	10	18	0	0	0	28	4.0
BRADLEY	11	0	0	0	0	24	24	2.2
ARNOLD	11	0	0	0	0	20	20	1.8
HATTEN	10	4	12	0	0	0	16	1.6
BROWN	11	0	0	0	0	14	14	1.3
FROST	10	0	12	0	0	0	12	1.2
SAYLOR	6	0	9	0	0	0	9	1.5
ALSUP	6	0	0	0	0	6	6	1.0
BUCHER	10	0	3	0	0	0	3	0.3
JONES	5	0	0	0	2	0	2	0.4
Team	1	-2	0	0	0	0	-2	-2.0
PHILLIPS	5	-8	0	0	0	0	-8	-1.6
<b>Total</b>	<b>11</b>	<b>2614</b>	<b>2681</b>	<b>56</b>	<b>827</b>	<b>140</b>	<b>6318</b>	<b>574.4</b>
<b>Opponents</b>	<b>11</b>	<b>1535</b>	<b>2801</b>	<b>188</b>	<b>965</b>	<b>75</b>	<b>5564</b>	<b>505.8</b>

DEFENSIVE STATISTICS

LEADERS	GP	Tackles			ForLoss	Sacks	Pass Def		PD	QBH	Rcv-Yds	Fumbles	Kick	Blkd Saf
		UT	AT	Total			No-Yards	Int-Yds						
2 WOODS	11	44	36	80	4-7		2-38	2		1-0				
41 BROWN, S.	11	35	42	77	8-44	6-37	1-14	2						
42 LYNCH	10	29	25	54	4-16	1-8		1		2-50	1			
19 BRADLEY	11	41	12	53	2-3		4-24	18		1-0	2			
54 ARNOLD	11	22	28	50	2-13	1-11	1-20							
18 MCCLENDON	11	31	17	48	3-13			2						
11 BLAND	11	25	21	46	3-9	1-4		1			1		1	
92 SCOTT	11	24	20	44	4-11	2-6		1	1		2			
47 DURHAM, S.	11	24	15	39	3-11	2-10		1		1-0	1			
52 KEMP	11	19	16	35	4-15	1-8		3		1-7				
96 DANIELY	11	19	10	29	4-19	3-17		1			2			
5 RASHADA	11	23	5	28										
46 HOUGH	11	13	14	27	2-12	1-9		1			1			
26 MORRIS	11	11	9	20	2-5	1-5		1						
93 JOHNSON, T.	10	11	8	19	2-13	1-8		1		1-0				
86 STEPHENS	11	12	2	14	5-25	4-24		2						
53 MONTALBANO	11	10	4	14										
6 ALSUP	6	10	3	13	1-1		1-6	1						
29 HIGGINS	10	10	2	12				2						
90 SMITH, S.	11	10	2	12	1-1									
10 JOHNSON, C.	11	10	2	12	1-6			1					1	
97 VANDERPOOL	10	9	3	12	2-2									
38 SHAW	9	7	5	12			1-38	2						
58 HOOD	11	10		10	3-12	2-8								
98 WALKER, D.	11	7	2	9	2-3	1-1								
40 GATLIN	8	1	6	7										
99 ZEIGLER	10	5	1	6	1-5	1-5		1			1			
49 COOPER	11	3		3										
45 DURHAM, B.	7	2		2	1-1									
80 YOUELL	11	2		2										
48 SPRAY	7	1	1	2										
23 FITE	8		1	1										
32 NORRIS	1	1		1										
57 ELARBEE	11	1		1										
17 COUNTS	11	1		1										
21 PALMER	8	1		1										
37 MATUSEK	11	1		1										
27 CALICO	11		1	1										
15 PHILLIPS	5		1	1										
33 HICKS	11	1		1										
<b>Total</b>	<b>11</b>	<b>486</b>	<b>314</b>	<b>800</b>	<b>64-247</b>	<b>27-161</b>	<b>10-140</b>	<b>44</b>	<b>1</b>	<b>7-57</b>	<b>11</b>	<b>2</b>		
<b>Opponents</b>	<b>11</b>	<b>-</b>	<b>-</b>	<b>-</b>	<b>-</b>	<b>16-142</b>	<b>6-75</b>	<b>27</b>	<b>3</b>	<b>15-18</b>	<b>11</b>	<b>2</b>		

# Team Game-by-Game Stats

Game	Score	1st Downs	T.O.P	Rushing (No.-Yds-TD)	Passing (Cmp-Att-Yds-TD)	Total Offense (TP-Yds-TD)	3rd Down Conversions	Turnovers (Int.-Fum-Tot)
Middle Tennessee at Vanderbilt	37 28	37 17	39:55 20:05	52-300-5 28-177-2	27-36-308-0 13-32-300-2	88-608-5 60-477-4	7-13 2-10	0-1-1 0-0-0
Middle Tennessee vs Troy State	54 17	29 22	33:24 26:36	55-313-6 27-61-0	20-28-328-2 25-42-268-2	83-641-8 69-329-2	11-15 4-14	1-1-2 2-0-2
Middle Tennessee at UL-Monroe	38 20	31 23	36:00 24:00	48-186-3 23-84-1	30-37-323-2 23-41-283-2	85-509-5 64-367-3	7-12 4-11	0-3-3 1-1-2
Middle Tennessee at UL-Lafayette	26 9	17 24	25:27 34:33	43-289-1 37-105-0	5-17-53-2 26-42-241-1	60-342-3 79-346-1	7-15 6-15	2-1-3 2-2-4
Middle Tennessee vs Idaho	70 58	28 39	26:07 33:53	39-226-3 28-123-3	23-28-459-6 49-71-637-5	67-685-10 99-760-8	6-9 7-14	0-1-1 2-0-2
Middle Tennessee at North Texas	21 24	23 17	22:50 37:10	36-123-1 58-216-1	19-26-171-2 8-19-117-2	62-294-3 77-333-3	3-8 9-20	1-3-4 2-0-2
Middle Tennessee at Mississippi	17 45	16 27	22:36 37:24	30-199-0 50-235-3	13-29-129-2 25-31-257-3	59-328-2 81-478-6	3-12 12-17	1-1-2 0-1-1
Middle Tennessee vs New Mexico State	39 35	29 19	30:58 29:02	37-173-4 44-183-5	31-42-383-1 14-24-206-0	79-556-5 68-389-5	8-15 2-10	1-2-3 0-1-1
Middle Tennessee vs Arkansas State	54 6	25 10	29:13 30:47	50-301-6 37-102-1	11-19-131-1 11-23-72-0	69-432-7 60-174-1	6-12 4-15	0-0-0 1-1-2
Middle Tennessee at LSU	14 30	21 23	28:20 31:40	29-178-0 32-145-2	22-30-195-2 26-37-318-2	59-373-2 69-463-4	6-12 8-13	0-1-1 0-0-0
Middle Tennessee vs Connecticut	38 14	26 18	27:47 32:13	52-327-4 42-118-0	13-18-201-0 11-31-102-1	70-528-5 73-220-1	5-12 6-17	0-1-1 0-1-1

## Miscellaneous Stats

**IN THE RED ZONE: MT: (43-for-52) Opp: (36-for-46)**

### Total Scores

Touchdowns 40, Field Goals 3

### Non Scores

Missed Field Goals 3  
Loss of Downs 2  
Clock 2  
Turnovers 2 (fumbles 2, Interceptions 0)

### Opponent Total Scores

Touchdowns 30, Field Goals 6

### Opponent Non Scores

Missed Field Goals 3  
Loss of Downs 4  
Turnovers 2 (fumbles 2, Interceptions 0)  
Clock 1

## TURNOVERS

Takeaways: 17

Giveaways: 21

Difference: -4.0

Points Off Turnovers: MT: 52  
Opp: 76

Points Off Turnovers/Game: MT: 4.7; Opp: 6.9

## KICKOFFS

### BRAD COOPER

Touchbacks: 18  
Opponent Returns: 42  
Fair Catches: 0  
Out of Bounds: 6  
Onside Kicks: 1  
Average Depth: 7.6 (508)  
Average Drive Start: 27.8 (1860)

### BRIAN KELLY

Touchbacks: 0  
Opponent Returns: 3  
Fair Catches: 0  
Out of Bounds: 0  
Onside Kicks: 0  
Average Depth: 13.7 (41)  
Average Drive Start: 32.0 (96)

## 4TH DOWN CONVERSIONS

4th and:	1-3	4-6	7-10	11+	Total
Middle Tennessee	5-7	1-2	1-3	1-2	8-14
Percentage	.714	.500	.333	.500	.571

# Individual Game-by-Game Stats

## RUSHING

<u>Att-Yds-TD</u>	33 Hicks	28 Calloway	24 Lee	21 Palmer	17 Counts	16 Johnson
at Vanderbilt	37-203-4	0-0-0	7-48-0	0-0-0	6-18-1	DNP
TROY STATE	12-55-2	20-95-2	6-74-0	9-68-2	5-19-0	0-0-0
at UL-Monroe	20-75-3	7-24-0	8-40-0	3-19-0	6-8-0	2-26-0
at UL-Lafayette	19-98-1	4-17-0	8-127-0	1-2-0	4-5-0	2-14-0
IDAHO	22-169-3	1-12-0	7-41-0	0-0-0	6-(-8)-0	DNP
at North Texas	4-28-0	3-24-0	13-79-1	6-21-0	6-(-56)-0	DNP
at Mississippi	9-79-0	DNP	12-84-0	2-8-0	0-0-0	6-19-0
NEW MEXICO ST.	11-92-1	DNP	10-60-2	0-0-0	15-29-1	0-0-0
ARKANSAS STATE	15-72-2	DNP	23-146-1	DNP	4-0-1	7-45-0
at LSU	16-117-0	DNP	5-41-0	DNP	5-7-0	DNP
CONNECTICUT	26-156-4	DNP	9-50-0	DNP	10-122-0	2-(-8)-0

## RECEIVING

<u>No-Yds-TD</u>	12 Newson	27 Calico	3 Johnson	1 Wright	4 Payne	80 Youell	33 Hicks	28 Calloway	24 Lee	82 Frost
at Vanderbilt	9-113-0	6-83-0	5-48-0	0-0-0	1-8-0	4-34-0	0-0-0	0-0-0	2-22-0	0-0-0
TROY STATE	3-35-1	2-38-0	2-44-0	1-26-0	0-0-0	1-4-0	5-74-1	1-0-0	1-5-0	0-0-0
at UL-Monroe	8-103-1	5-48-0	3-31-0	0-0-0	0-0-0	7-83-0	4-31-1	0-0-0	2-16-0	1-11-0
at UL-Lafayette	1-7-0	0-0-0	0-0-0	0-0-0	0-0-0	2-37-1	1-1-0	0-0-0	0-0-0	0-0-0
IDAHO	6-63-0	5-160-3	DNP	2-68-1	0-0-0	1-28-0	2-60-0	2-10-0	1-39-0	1-1-1
at North Texas	7-73-2	3-36-0	0-0-0	0-0-0	0-0-0	4-37-0	1-4-0	2-9-0	1-(-1)-0	0-0-0
at Mississippi	5-51-1	2-36-1	2-11-0	1-21-0	0-0-0	3-10-0	0-0-0	DNP	0-0-0	0-0-0
NEW MEXICO ST.	12-181-1	4-28-0	3-37-0	1-25-0	DNP	10-104-0	0-0-0	DNP	0-0-0	0-0-0
ARKANSAS STATE	2-34-1	2-39-0	0-0-0	1-4-0	2-22-0	2-5-0	1-26-1	DNP	1-1-0	DNP
at LSU	5-22-0	5-51-1	4-54-0	1-0-0	DNP	1-4-0	3-23-1	DNP	1-5-0	0-0-0
CONNECTICUT	7-114-0	3-64-0	0-0-0	0-0-0	0-0-0	2-12-0	1-11-0	DNP	0-0-0	0-0-0

## PASSING

<u>Cmp-Att-Int-Yds-TD</u>	Counts	Johnson
at Vanderbilt	27-36-0-308-0	DNP
TROY STATE	14-20-0-220-2	6-8-1-108-0
at UL-Monroe	28-35-0-274-2	2-2-0-49-0
at UL-Lafayette	3-14-2-44-1	1-2-0-1-0
IDAHO	23-28-0-459-6	DNP
at North Texas	19-26-1-171-2	DNP
at Mississippi	2-4-1-14-0	11-25-0-115-2
NEW MEX. ST.	29-38-0-376-1	2-4-1-7-0
ARKANSAS ST.	10-15-0-102-1	1-4-0-29-1
at LSU	21-29-0-171-2	DNP
CONNECTICUT	12-14-0-188-0	1-4-0-13-0

## PUNTING

<u>No-Avg-In20</u>	20 Billings	Other
at Vanderbilt	3-42.7-0	---
TROY ST.	1-36.0-1	--
at UL-Monroe	2-43.5-2	--
at UL-Lafayette	5-44.8-1	--
IDAHO	3-50.7-1	--
at North Texas	3-44.3-0	--
at Mississippi	5-33.8-0	--
NEW MEX. ST.	5-47.0-2	--
ARKANSAS ST.	2-43.0-1	--
at LSU	5-38.0-1	--
CONNECTICUT	1-41.0-0	--

## FIELD GOALS

<u>Made Missed</u>	22 Kelly
at Vanderbilt	22, 23
TROY ST.	43 (BLK)
at UL-Monroe	42
at UL-Lafayette	None
IDAHO	None
at North Texas	None
at Mississippi	25
NEW MEX. ST.	44
ARKANSAS ST.	47
at LSU	None
CONNECTICUT	22, 37

## 2001 Scoring Drives

### Q P-YD TOP SCORE

#### VANDERBILT

- 1 8-77 3:29 Hicks 1 run (Kelly PAT)
- 1 7-74 2:58 Hicks 1 run (Kelly PAT)
- 2 8-66 2:49 Kelly 22 FG
- 2 7-76 1:55 Hicks 1 run (Kelly PAT)
- 3 16-80 6:47 Hicks 2 run (Kelly PAT Failed)
- 4 8-42 3:42 Counts 9 run (Kelly PAT)

### Q P-YD TOPSCORE

#### TROY STATE

- 1 9-76 2:51 Newson 25 pass from Counts (Kelly PAT)
- 1 7-73 1:33 Hicks 4 run (run failed)
- 2 10-69 4:23 Hicks 3 run (pass failed)
- 2 4-15 1:17 Hicks 15 pass from Counts (Hicks run)
- 2 4-80 1:15 Calloway 2 run (run failed)
- 3 10-83 3:30 Calloway 9 run (Kelly PAT)
- 3 4-46 1:57 Palmer 37 run (Kelly PAT)
- 4 5-51 2:28 Palmer 3 run (Kelly PAT)

### Q P-YD TOPSCORE

#### UL-MONROE

- 1 12-72 4:57 Newson 21 pass from Counts (Kelly PAT)
- 2 14-99 6:51 Hicks 10 pass from Counts (Kelly PAT)
- 2 9-37 3:00 Kelly 42 FG
- 3 7-40 3:04 Hicks 3 run (Kelly PAT)
- 4 12-88 4:28 Hicks 1 run (Kelly PAT)
- 4 9-80 4:50 Hicks 1 run (Kelly PAT)

### Q P-YD TOP SCORE

#### LOUISIANA-LAFAYETTE

- 2 4-73 1:49 Hicks 1 run (Kelly PAT)

- 2 12-93 3:58 Counts 8 pass from H. Johnson (run failed)
- 3 Lynch 50 fumble return (Kelly PAT)
- 3 3-38 :50 Youell 34 pass from Counts (Kelly PAT Failed)

### Q P-YD TOP SCORE

#### IDAHO

- 1 8-57 2:52 Hicks 1 run (Kelly PAT)
- 1 Palmer 74 Kickoff Return (Kelly PAT)
- 2 10-98 5:03 Hicks 3 run (Kelly PAT)
- 2 5-79 1:33 Frost 1 pass from Counts (Kelly PAT)
- 2 2-61 :35 Calico 42 pass from Counts (Kelly PAT)
- 2 8-52 3:18 Bucher 3 pass from Counts (Kelly PAT)
- 3 4-67 :55 Calico 41 pass from Counts (Kelly PAT)
- 3 3-65 :28 Calico 56 pass from Counts (Kelly PAT)
- 4 1-62 :11 Hicks 62 run (Kelly PAT)
- 4 1-53 :13 Wright 58 pass from Counts (Kelly PAT)

### Q P-YD TOP SCORE

#### NORTH TEXAS

- 2 6-60 1:44 Newson 8 pass from Counts (Kelly PAT)
- 3 6-42 2:15 Newson 5 pass from Counts (Kelly PAT)
- 4 11-80 4:26 Lee 3 run (Kelly PAT)

### Q P-YD TOP SCORE

#### OLE MISS

- 2 9-66 3:42 Newson 14 pass from J. Johnson (Kelly PAT)
- 3 10-72 3:09 Kelly 25 FG
- 4 8-75 3:01 Calico 22 pass from J. Johnson (Kelly PAT)

### Q P-YD TOP SCORE

#### NEW MEXICO STATE

- 1 12-82 5:07 Counts 1 run (Youell to Hatten)

- 2 4-19 :37 Kelly 44 FG
- 4 6-70 1:26 Lee 1 run (Counts run)
- 4 11-88 4:17 Lee 12 run (pass failed)
- 4 2-80 :29 Newson 64 pass from Counts (Kelly PAT)
- 4 10-68 3:00 Hicks 9 run (Kelly PAT)

### Q P-YD TOP SCORE

#### ARKANSAS STATE

- 1 9-80 4:02 Hicks 19 run (Kelly PAT)
- 1 1-26 :08 Hicks 26 pass from Counts (Hicks run)
- 2 4-5 1:39 Kelly 47 FG
- 2 13-64 3:50 Hicks 1 run (Kelly PAT)
- 3 1-38 :11 Calico 38 run (Kelly PAT)
- 3 7-64 3:13 Counts 1 run (Youell to Hatten)
- 4 11-72 3:17 Newson 29 pass from J. Johnson (Kelly PAT)
- 4 7-42 2:55 Lee 1 run (Kelly PAT)

### Q P-YD TOP SCORE

#### LSU

- 1 11-82 3:52 Calico 5 pass from Counts (Kelly PAT)
- 4 12-81 5:01 Hicks 6 pass from Counts (Kelly PAT)

### Q P-YD TOP SCORE

#### UConn

- 1 4-82 1:01 Hicks 7 run (Kelly PAT)
- 1 11-70 4:17 Hicks 3 run (Kelly PAT)
- 2 Wright 86 Kickoff return (Kelly PAT)
- 2 5-26 1:59 Kelly 22 FG
- 3 6-64 1:03 Hicks 13 run (Kelly PAT)
- 3 8-84 3:30 Hicks 1 run (Kelly PAT)

# Game-by-Game Starters

## Offense

OPPONENT	QB	TB	WR	WR	WR	WR	LT	LG	C	RG	RT
Vanderbilt	Counts	Hicks	Johnson	Calico	Newson	Youell	Westbrook	Coy	Elarbee	Pascoe	Gant
Troy State	Counts	Hicks	Johnson	Calico	Newson	Youell	Westbrook	Coy	Elarbee	Pascoe	Gant
Louisiana-Monroe	Counts	Hicks	Johnson	Calico	Newson	Frost (te)	Westbrook	Coy	Elarbee	Pascoe	Gant
Louisiana-Lafayette	Counts	Hicks	Johnson	Calico	Newson	Spray (fb)	Westbrook	Barry	Elarbee	Pascoe	Gant
Idaho	Counts	Hicks	Wright	Calico	Newson	Youell	Westbrook	Coy	Elarbee	Pascoe	Proby
North Texas	Counts	Hicks	Wright	Calico	Newson	Frost (te)	Proby	Coy	Elarbee	Pascoe	Westbrook
Mississippi	Counts	Hicks	Spray (fb)	Calico	Newson	Frost (te)	Proby	Westbrook	Elarbee	Pascoe	Gant
New Mexico State	Counts	Wright (wr)	Johnson	Calico	Newson	Youell	Proby	Coy	Elarbee	Pascoe	Westbrook
Arkansas State	Counts	Hicks	Hatten (fb)	Calico	Newson	Johnson	Westbrook	Coy	Elarbee	Pascoe	Gant
LSU	Counts	Hicks	Hatten (fb)	Calico	Newson	Frost (te)	Westbrook	Coy	Elarbee	Pascoe	Gant
Connecticut	Counts	Hicks	Johnson	Calico	Newson	Youell	Westbrook	Willoughby	Elarbee	Barry	Gant

## Defense

OPPONENT	LE	T	RE	LLB	MIKE	RLB	OLB (left)	OLB (right)	LC	FS	RC
Vanderbilt	Smith	Johnson	Scott	S. Durham	Brown	Kemp	Woods	Lynch	Bradley	Bland	Alsup
Troy State	Scott	Johnson	Hood	S. Durham	Brown	Kemp	Woods	Lynch	Bradley	Bland	Alsup
Louisiana-Monroe	Scott	Johnson	Hood	S. Durham	Arnold	Brown	Woods	Lynch	Bradley	Bland	Alsup
Louisiana-Lafayette	Scott	Johnson	Hood	S. Durham	Arnold	Brown	Woods	Lynch	Bradley	Bland	Alsup
Idaho	Scott	Zeigler	Hood	S. Durham	Arnold	Brown	Woods	Lynch	Bradley	Bland	Alsup
North Texas	Scott	Vanderpool	Daniely	S. Durham	Arnold	Brown	Bland	McClendon	Bradley	Woods	Rashada
Mississippi	Stephens	Scott	Daniely	Gatlin	Arnold	Morris	C. Johnson	Lynch	Bradley	Woods	Rashada
New Mexico State	Stephens	Scott	Daniely	S. Durham	Arnold	Brown	Kemp	Lynch	Bradley	Woods	McClendon
Arkansas State	Stephens	Scott	Daniely	Hough	Arnold	Brown	Kemp	Lynch	Bradley	Woods	Higgins
LSU	Stephens	Scott	Daniely	S. Durham	Arnold	Brown	Kemp	Lynch	Bradley	Woods	Higgins
Connecticut	Stephens	Scott	Hood	S. Durham	Arnold	Brown	Kemp	Lynch	Bradley	Woods	McClendon

## 2001 Game-by-Game Defense

UT-AT-TT	VU	TSU	ULM	ULL	UI	UNT	UM	NMSU	ASU	LSU	UConn
Alsup	0-1-1	2-0-2	3-3-6	2-1-3	1-1-2	0-0-0	DNP	DNP	DNP	DNP	DNP
Arnold	1-1-2	3-1-4	3-3-6	5-2-7	3-1-4	6-0-6	6-2-8	6-1-7	1-3-4	<b>7-0-7</b>	2-2-4
Bland	2-2-4	<b>4-2-6</b>	2-8-10	<b>4-7-11</b>	5-6-11	2-2-4	2-2-4	1-1-2	1-1-2	3-1-4	4-1-5
Bradley	3-1-4	<b>6-0-6</b>	1-1-2	4-0-4	<b>9-3-12</b>	0-1-1	6-2-8	8-0-8	3-0-3	6-0-6	1-1-2
S. Brown	5-1-6	2-3-5	<b>3-8-11</b>	4-2-6	0-3-3	5-3-8	2-1-3	4-3-7	3-2-5	0-3-3	<b>9-6-15</b>
Daniely	1-0-1	0-0-0	1-0-1	0-0-0	1-0-1	7-1-8	1-0-1	3-3-6	1-1-2	2-0-2	3-0-3
S. Durham	2-0-2	3-1-4	2-0-2	2-1-3	4-2-6	4-4-8	7-2-9	4-2-6	1-4-5	3-0-3	1-1-2
B. Durham	0-0-0	0-0-0	0-0-0	0-0-0	0-0-0	0-0-0	0-0-0	0-0-0	0-0-0	0-0-0	0-0-0
Hough	2-0-2	1-2-3	4-3-7	3-0-3	3-0-3	0-0-0	1-0-1	0-0-0	1-0-1	0-1-1	0-0-0
T. Johnson	1-1-2	2-1-3	3-0-3	1-1-2	2-0-2	2-1-3	DNP	0-1-1	1-0-1	1-0-1	0-0-0
Kemp	2-2-4	<b>4-2-6</b>	1-3-4	3-1-4	5-2-7	1-0-1	2-0-2	3-2-5	2-0-2	2-3-5	1-0-1
Lynch	4-2-6	4-0-4	2-1-3	4-3-7	3-3-6	DNP	2-2-4	5-3-8	5-1-6	5-1-6	0-2-2
McClendon	3-2-5	3-1-4	3-1-4	3-1-4	2-1-3	5-3-8	2-0-2	2-0-2	0-0-0	1-2-3	2-3-5
Rashada	1-0-1	0-1-1	3-1-4	0-0-0	4-0-4	4-3-7	7-1-8	1-0-1	0-0-0	2-0-2	0-0-0
Scott	1-1-2	3-2-5	3-0-3	5-1-6	3-0-3	3-4-7	0-0-0	3-0-3	5-1-6	4-0-4	2-3-5
Shaw	3-1-4	1-1-2	1-1-2	0-1-1	4-4-8	0-0-0	1-1-2	DNP	0-0-0	0-0-0	DNP
Vanderpool	1-0-1	0-0-0	0-0-0	0-0-0	0-0-0	2-1-3	1-0-1	DNP	2-0-2	1-0-1	3-1-4
Woods	<b>6-3-9</b>	3-1-4	4-3-7	3-1-4	8-3-11	<b>5-6-11</b>	<b>6-6-12</b>	<b>8-7-15</b>	<b>5-3-8</b>	5-1-6	3-2-5
Ziegler	DNP	1-0-1	0-0-0	1-0-1	0-0-0	2-1-3	0-0-0	0-0-0	0-0-0	0-0-0	0-0-0
D. Walker	0-0-0	1-0-1	0-0-0	1-0-1	2-0-2	0-0-0	0-1-1	0-0-0	0-0-0	0-0-0	0-0-0
Montalbano	0-0-0	0-1-1	0-0-0	0-0-0	0-0-0	0-0-0	0-0-0	0-0-0	0-0-0	0-0-0	1-0-1
S. Smith	0-0-0	1-1-2	0-0-0	1-0-1	3-0-3	1-0-1	3-0-3	0-0-0	1-1-2	0-0-0	0-0-0
Stephens	0-0-0	0-0-0	0-0-0	0-0-0	1-1-2	0-0-0	2-1-3	1-0-1	2-0-2	0-0-0	4-1-5
C. Johnson	0-0-0	0-0-0	0-1-1	1-0-1	1-0-1	2-2-4	2-1-3	0-0-0	1-0-1	0-1-1	2-0-2
Hood	0-0-0	4-1-5	0-1-1	2-0-2	1-0-1	1-0-1	0-0-0	0-0-0	1-0-1	0-0-0	0-0-0
Higgins	0-0-0	0-0-0	0-0-0	0-0-0	0-0-0	2-0-2	DNP	2-1-3	0-0-0	1-1-2	2-1-3
Morris	0-0-0	0-0-0	0-0-0	0-0-0	0-0-0	0-0-0	2-1-3	1-0-1	2-0-2	0-0-0	0-0-0
Fite	0-0-0	0-0-0	0-0-0	0-0-0	0-0-0	0-0-0	1-0-1	0-0-0	DNP	DNP	DNP

TACKLES ARE CREDITED FROM FILM VIEWED BY THE COACHING STAFF; THESE NUMBERS ARE DIFFERENT IN SOME CASES FROM THE CUMULATIVE STATISTICS DUE TO THE CHANGE IN THE NCAA'S STATISTICAL POLICY LAST SEASON.

# 2001 Player Participation

No.	Name	1	2	3	4	5	6	7	8	9	10	11
		8/30	9/8	9/22	9/29	10/6	10/13	10/20	10/27	11/3	11/10	11/17
		VU	TSU	ULM	ULL	UI	UNT	UM	NMS	ASU	LSU	CONN
1	K. Wright	X	X	X	X	WR	WR	X	WR	X	X	X
2	M. Woods	OLB	OLB	OLB	OLB	OLB	FS	FS	FS	FS	FS	FS
3	H. Johnson	WR	WR	WR	WR	DNP	X	X	WR	WR	X	WR
4	N. Payne	X	X	X	X	X	X	X	DNP	X	DNP	X
5	M. Rashada	X	X	X	X	X	RC	RC	X	X	X	X
6	W. Alsup	RC	RC	RC	RC	RC	X	DNP	DNP	DNP	DNP	DNP
8	H. Joyner	X	X	X	X	X	X	X	X	X	DNP	X
10	C. Johnson	X	X	X	X	X	X	OLB	X	X	X	X
11	K. Bland	FS	FS	FS	FS	FS	OLB	X	X	X	X	X
12	K. Newson	WR	WR	WR	WR	WR	WR	WR	WR	WR	WR	WR
13	Q. Domineck	DNP	X	X	X	DNP	X	X	X	X	X	X
15	L. Phillips	DNP	X	DNP	DNP	DNP	DNP	DNP	X	X	X	X
16	J. Johnson	DNP	X	X	X	DNP	DNP	X	X	X	DNP	X
17	W. Counts	QB	QB	QB	QB	QB	QB	QB	QB	QB	QB	QB
18	J. McClendon	X	X	X	X	X	OLB	X	RC	X	X	RC
19	J. Bradley	LC	LC	LC	LC	LC	LC	LC	LC	LC	LC	LC
20	R. Billings	P	P	P	P	P	P	P	P	P	P	P
21	J. Palmer	X	X	X	X	X	X	X	X	DNP	DNP	DNP
22	B. Kelly	X	X	X	X	X	X	X	X	X	X	X
23	A. Fite	X	X	X	X	X	X	X	X	DNP	DNP	DNP
24	R. Lee	X	X	X	X	X	X	X	X	X	X	X
25	C. Berry	DNP	DNP	DNP	DNP	DNP	DNP	DNP	DNP	DNP	DNP	DNP
26	B. Morris	X	X	X	X	X	X	RLB	X	X	X	X
27	T. Calico	WR	WR	WR	WR	WR	WR	WR	WR	WR	WR	WR
28	D. Calloway	X	X	X	X	X	X	DNP	DNP	DNP	DNP	DNP
29	K. Higgins	X	X	X	X	X	X	DNP	X	RC	RC	X
30	P.J. Johnson	DNP	DNP	DNP	DNP	DNP	DNP	DNP	DNP	DNP	DNP	DNP
31	R. Newson	DNP	DNP	DNP	DNP	DNP	DNP	DNP	DNP	X	DNP	DNP
32	A. Norris	DNP	DNP	DNP	DNP	DNP	DNP	DNP	DNP	DNP	DNP	DNP
33	D. Hicks	RB	RB	RB	RB	RB	RB	RB	X	RB	RB	RB
35	B. Roland	DNP	DNP	DNP	DNP	DNP	DNP	DNP	DNP	DNP	DNP	X
37	C. Matusek	DS	DS	DS	DS	DS	DS	DS	DS	DS	DS	DS
38	J. Shaw	X	X	X	X	X	X	X	DNP	X	X	DNP
39	J. Madrick	DNP	X	DNP	DNP	DNP	DNP	DNP	X	X	X	X
40	C. Gatlin	DNP	X	X	X	X	DNP	LLB	X	X	X	X
41	S. Brown	MIKE	MIKE	MIKE	MIKE	MIKE	MIKE	X	LLB	LLB	LLB	LLB
42	B. Lynch	OLB	OLB	OLB	OLB	OLB	DNP	OLB	OLB	OLB	OLB	OLB
43	A. Hatten	X	X	X	X	X	DNP	X	X	FB	FB	X
45	B. Durham	DNP	X	DNP	X	X	DNP	X	X	X	X	X
46	C. Hough	X	X	X	X	X	X	X	X	RLB	X	X
47	S. Durham	LLB	LLB	LLB	LLB	LLB	LLB	X	RLB	X	RLB	RLB
48	J. Spray	X	X	X	X	X	X	X	DNP	DNP	DNP	DNP
49	B. Cooper	KO	KO	KO	KO	KO	KO	KO	KO	KO	KO	KO
50	G. Sanders	DNP	DNP	DNP	DNP	DNP	DNP	DNP	DNP	DNP	DNP	DNP
52	L. Kemp	RLB	RLB	X	X	X	X	X	OLB	OLB	OLB	OLB
53	J. Montalbano	X	X	X	X	X	X	X	X	X	X	X
54	R. Arnold	X	X	RLB	RLB	RLB	RLB	MIKE	MIKE	MIKE	MIKE	MIKE
55	J. Willoughby	DNP	X	X	X	X	X	X	X	X	X	LG
57	G. Elarbee	C	C	C	C	C	C	C	C	C	C	C
58	A. Hood	X	LE	LE	LE	LE	LE	X	X	X	X	RE
59	B. Westbrook	LT	LT	LT	LT	LT	RT	LG	RT	LT	LT	LT
65	J. Moos	DNP	X	DNP	DNP	DNP	DNP	DNP	DNP	X	DNP	X
67	J. Gant	RT	RT	RT	RT	X	X	RT	X	RT	RT	RT
70	S. Grabo	DNP	DNP	DNP	DNP	DNP	DNP	DNP	DNP	DNP	DNP	DNP
71	J. Barry	X	X	X	LG	X	X	DNP	DNP	X	X	RG
72	D. Coy	LG	LG	LG	X	LG	LG	X	LG	LG	LG	X
73	B. Brasch	DNP	X	X	X	X	X	X	X	X	X	X
74	J. Proby	X	X	X	X	RT	LT	LT	LT	X	X	X
75	B. Parker	DNP	X	X	DNP	X	X	X	X	X	X	X
77	K. Pascoe	RG	RG	RG	RG	RG	RG	RG	RG	RG	RG	X
80	D. Youell	WR	WR	X	X	WR	X	X	WR	X	X	WR
81	R. Polk	DNP	X	DNP	DNP	DNP	DNP	DNP	X	DNP	X	DNP
82	L. Frost	X	X	TE	X	X	TE	TE	X	X	TE	X
83	S. Saylor	X	X	DNP	DNP	X	X	DNP	X	X	DNP	X
84	R. Jones	DNP	X	DNP	DNP	DNP	X	DNP	DNP	X	X	X
85	C. Henry	DNP	DNP	DNP	DNP	DNP	DNP	DNP	DNP	DNP	DNP	DNP
86	W. Stephens	X	X	X	X	X	X	LE	LE	LE	LE	LE
88	B. Bucher	X	X	X	X	X	X	DNP	X	X	X	X
90	S. Smith	LE	X	X	X	X	X	X	X	X	X	X
91	S. Ellison	DNP	DNP	DNP	DNP	DNP	DNP	DNP	DNP	DNP	DNP	DNP
92	T. Scott	RE	LE	LE	LE	LE	LE	DT	DT	DT	DT	DT
93	T. Johnson	DT	DT	DT	DT	X	X	DNP	X	X	X	X
95	J. Callahan	DNP	DNP	DNP	DNP	DNP	DNP	DNP	DNP	DNP	DNP	DNP
96	C. Daniely	X	X	X	X	X	RE	RE	RE	RE	RE	X
97	J. Vanderpool	X	X	X	X	X	DT	X	DNP	X	X	X
98	D. Walker	X	X	X	X	X	X	X	X	X	X	X
99	K. Zeigler	DNP	X	X	X	DT	X	X	X	X	X	X

Career Games Played/Started					
No.	Name	Career GP-GS	2000 GP-S	1999 GP-S	1998 GP-S
1	K. Wright	11-3	0-0	0-0	0-0
2	M. Woods	22-11	0-0	11-0	--
3	H. Johnson	40-26	11-8	11-11	8-0
4	N. Payne	26-0	9-0	8-0	--
5	M. Rashada	22-2	11-0	--	--
6	W. Alsup	17-6	11-1	--	--
8	H. Joyner	10-0	--	--	--
10	C. Johnson	33-10	11-4	11-5	--
11	K. Bland	32-16	10-9	11-1	--
12	K. Newson	43-36	11-10	11-11	10-4
13	Q. Domineck	9-0	--	--	--
15	L. Phillips	15-0	10-0	--	--
16	J. Johnson	18-2	11-2	--	--
17	W. Counts	43-40	11-9	11-11	10-9
18	J. McClendon	22-5	11-2	--	--
19	J. Bradley	33-29	11-11	11-7	--
20	R. Billings	22-22	11-11	--	--
21	J. Palmer	20-4	1-1	11-3	--
22	B. Kelly	21-21	10-10	--	--
23	A. Fite	8-0	--	--	--
24	R. Lee	11-0	--	--	--
25	C. Berry	0-0	--	--	--
26	B. Morris	11-1	--	--	--
27	T. Calico	33-30	11-10	11-9	--
28	D. Calloway	15-0	9-0	--	--
29	K. Higgins	18-2	8-0	--	--
30	P.J. Johnson	0-0	0-0	--	--
31	R. Newson	1-0	0-0	--	--
32	A. Norris	0-0	0-0	--	--
33	D. Hicks	33-21	11-9	11-2	--
36	S. Allen	0-0	--	--	--
37	C. Matusek	43-43	11-11	11-11	10-10
38	J. Shaw	9-0	--	--	--
39	J. Madrick	5-0	0-0	0-0	--
40	C. Gatlin	22-9	9-8	5-0	--
41	S. Brown	37-21	11-10	11-0	4-1
42	B. Lynch	19-10	9-0	--	--
43	A. Hatten	10-2	--	--	--
45	B. Durham	29-2	11-2	8-0	3-0
46	C. Hough	11-1	--	--	--
47	S. Durham	11-9	--	--	--
48	J. Spray	27-3	10-2	10-0	--
49	B. Cooper	19-0	8-0	--	--
50	G. Sanders	0-0	0-0	--	--
52	L. Kemp	24-8	11-2	2-0	--
53	J. Montalbano	21-0	10-0	--	--
54	R. Arnold	22-9	4-0	7-0	--
55	J. Willoughby	10-1	0-0	--	--
57	G. Elarbee	23-11	5-0	7-0	--
58	A. Hood	22-10	11-5	--	--
59	B. Westbrook	21-21	10-10	--	--
65	J. Moos	11-0	8-0	--	--
67	J. Gant	11-8	--	--	--
70	S. Grabo	0-0	--	--	--
71	J. Barry	10-2	0-0	1-0	--
72	D. Coy	21-9	10-1	--	--
73	B. Brasch	10-0	--	--	--
74	J. Proby	30-4	9-0	10-0	--
75	B. Parker	9-0	--	--	--
77	K. Pascoe	30-15	9-4	10-1	--
80	D. Youell	32-12	11-6	11-1	--
81	R. Polk	2-0	0-0	0-0	--
82	L. Frost	32-7	11-3	11-0	--
83	S. Saylor	20-0	11-0	2-0	--
84	R. Jones	5-0	--	--	--
85	C. Henry	0-0	--	--	--
86	W. Stephens	41-18	9-5	11-1	10-7
88	B. Bucher	15-1	5-1	--	--
90	S. Smith	11-1	--	--	--
91	S. Ellison	8-0	8-0	--	--
92	T. Scott	22-21	11-10	--	--
93	T. Johnson	10-4	--	--	--
95	J. Callahan	0-0	--	--	--
96	C. Daniely	26-7	10-0	5-2	--
97	J. Vanderpool	10-1	--	--	--
98	D. Walker	11-0	--	--	--
99	K. Zeigler	10-1	--	--	--

# Coaches Awards/O-Line Grades

## 2001 Coaches Awards

Game	MVP Lineman	Special Teams MVP	Skill Player MVP	Knockdowns	Scout Team	Defensive MVP	Offensive MVP
Vandy	Glen Elarbee	Robert Billings	Wes Counts	Glen Elarbee	Brandon Graham	Michael Woods	Glen Elarbee
Troy St.	David Coy	Reshard Lee	Wes Counts	Kevin Pascoe	S. Brown/PJ Johnson	Anthony Hood	Wes Counts
UL-Monroe	Brandon Westbrook	Brian Kelly	D. Youell/L. Frost	Kevin Pascoe	R. Polk/B. Howze	Tanaka Scott	David Youell
UL-Lafayette	Jonathan Proby	Robert Billings	Reshard Lee	Newson/Youell	David Richmond	Brandon Lynch	Reshard Lee
Idaho	Glen Elarbee	Jamison Palmer	Wes Counts	Glen Elarbee	Amon Binkley	Michael Woods	Counts/Calico
North Texas	Jonathan Proby	X	X	Glen Elarbee	F. Williams/B. White	X	X
Mississippi	Brandon Westbrook	X	Kendall Newson	Kendall Newson	Brandon Graham	X	X
New Mex. St.	Brandon Westbrook	Robert Billings	Kendall Newson	Glen Elarbee	Allen Young	Arnold/Woods	Newson/Counts/Youell
Arkansas St.	Brandon Westbrook	Chris Johnson	Reshard Lee	Glen Elarbee	Shawn Allen	S. Brown/T. Scott	B. Westbrook
LSU	Julius Gant	X	Dwone Hicks	Glen Elarbee	Kyle Ringley	X	X
Connecticut	Brandon Westbrook	Kerry Wright	D. Hicks/W. Counts	Glen Elarbee	Brandon Graham	Scotty Brown	Dwone Hicks

## Offensive Line Statistics

Game	Westbrook	Coy	Elarbee	Pascoe	Gant	Proby	Barry	Willoughby	Moos	Brasch	Parker
Vandy	73-14.5-73%	96-3.5-73%	98-15-81%	98-9-71%	85-4-64%	40-3-68%	3-0-NG	DNP	DNP	DNP	DNP
Troy St.	60-2-61%	52-6-65%	75-6-79%	57-10-55%	60-3-56%	35-3-65%	29-1-56%	14-1-43%	16-2-60%	27-3-56%	30-2-56%
UL-Monroe	78-11-75%	80-10-61%	89-11.5-75%	78-12.5-70%	86-11-58%	15-1-50%	7-0-57%	7-0-43%	DNP	4-0-25%	6-1-33%
UL-Lafayette	63-4-57%	38-3-55%	63-3-66%	61-4-70%	48-5-67%	15-1-80%	24-1-65%	0-0-0	DNP	0-0-0	DNP
Idaho	49-3-70%	41-3-47%	65-13-69%	28-3-64%	37-3-58%	49-4-61%	47-2-55%	5-0-NG	DNP	3-0-NG	0-0-0
North Texas	55-2-80%	55-5-66%	62-7-66%	59-2-69%	20-1-84%	49-3-76%	8-0-NG	0-0-0	DNP	0-0-0	0-0-0
Mississippi	63-7-80%	55-5-76%	63-6-89%	63-7-73%	51-2-43%	20-1-70%	DNP	0-0-0	DNP	0-0-0	0-0-0
New Mex. St.	81-5-75%	63-1-50%	84-9-74%	74-4-50%	55-3-70%	29-1-57%	DNP	30-1-77%	DNP	0-0-0	0-0-0
Arkansas St.	45-6-72%	38-0-70%	51-7-82%	38-1-57%	42-2-67%	39-3-54%	1-0-NG	45-4.5-52%	22-2-91%	26-1-59%	22-1-75%
LSU	59-4-83%	55-6-69%	59-7-84%	58-4-73%	59-4-72%	0-0-0	4-0-NG	1-0-NG	DNP	0-0-0	0-0-0
Connecticut	58-7-81%	47-4-73%	58-8-86%	45-3-77%	53-5-72%	40-3-70%	23-2-69%	40-3.5-68%	10-1-90%	10-0-80%	10-1-80%

### Keys:

- 1st number: Plays
- 2nd number: Knockdowns
- 3rd number: Grade
- NG: No Grade

## Offensive Line Weekly Awards

Game	Best Finisher	Lineman of the Week	Most Physical
Vandy	Kevin Pascoe/David Coy	Glen Elarbee	Brandon Westbrook
Troy St.	Glen Elarbee	David Coy	Brandon Westbrook
UL-Monroe	Glen Elarbee	Brandon Westbrook	Jonathan Proby
UL-Lafayette	No one qualified	Jonathan Proby	No one qualified
Idaho	Jonathan Proby	Glen Elarbee	Jonathan Barry
North Texas	Glen Elarbee	Jonathan Proby	Brandon Westbrook
Mississippi	Glen Elarbee	Brandon Westbrook	Kevin Pascoe
New Mex. St.	Glen Elarbee	Brandon Westbrook	Tyrone Calico
Arkansas St.	Glen Elarbee	Brandon Westbrook	Brandon Westbrook
LSU	Brandon Westbrook	Julius Gant	Glen Elarbee
Connecticut	Brandon Westbrook	Brandon Westbrook	Glen Elarbee

# 2001 Superlatives

## INDIVIDUAL GAME HIGHS

Rushes	37	Hicks at Vanderbilt (8/30/01)
Yards Rushing	203	Hicks at Vanderbilt (8/30/01)
TD Rushes	4	Hicks at Vanderbilt (8/30/01) Hicks vs UCONN (11/17/01)
Long Rush	62	Hicks vs Idaho (10/6/01)
Pass attempts	38	Counts vs New Mexico State (10/27/01)
Pass completions	29	Counts vs New Mexico State (10/27/01)
Yards Passing	459	Counts vs Idaho (10/6/01)
TD Passes	6	Counts vs Idaho (10/6/01)
Long Pass	69	Johnson vs TSU (9/8/01)
Receptions	12	Newson vs New Mexico State (10/27/01)
Yards Receiving	181	Newson vs New Mexico State (10/27/01)
TD Receptions	3	Calico vs Idaho (10/6/01)
Long Reception	69	Joyner vs TSU (9/8/01)
Field Goals	1	Kelly at Vanderbilt (8/30/01) Kelly at Louisiana-Monroe (9/22/01) Kelly at Ole Miss (10/20/01) Kelly vs New Mexico State (10/27/01) Kelly vs ASU (11/3/01) Kelly vs UCONN (11/17/01) Kelly vs ASU (11/3/01)
Long Field Goal	47	Kelly vs ASU (11/3/01)
Punts	5	Billings at Louisiana-Lafayette (9/29/01) Billings at Ole Miss (10/20/01) Billings vs New Mexico State (10/27/01) Billings at LSU (11/10/01) Billings vs Idaho (10/6/01) Billings at Vanderbilt (8/30/01)
Punting Avg	50.7	Billings at Vanderbilt (8/30/01)
Long Punt	58	Johnson at Vanderbilt (8/30/01)
Long Punt Return	11	Wright vs UCONN (11/17/01)
Long Kickoff Ret.	86	Brown vs UCONN (11/17/01)
Tackles	15.0	Hood vs TSU (9/8/01)
Sacks	2.0	Brown vs UCONN (11/17/01)
Tackles For Loss	2.0	Kemp vs TSU (9/8/01) Hood vs TSU (9/8/01) McClendon at UL-Lafayette (9/29/01) Brown at UL-Lafayette (9/29/01) Daniely at UL-Lafayette (9/29/01) Lynch vs Idaho (10/6/01) Lynch vs ASU (11/3/01) Bland vs UCONN (11/17/01) Brown vs UCONN (11/17/01) Stephens vs UCONN (11/17/01) Scott vs UCONN (11/17/01) Bradley vs TSU (9/8/01)
Interceptions	2	

## TEAM GAME HIGHS

Rushes	55	vs TSU (9/8/01)
Yards Rushing	327	vs UCONN (11/17/01)
Yards Per Rush	6.7	at UL-Lafayette (9/29/01)
TD Rushes	6	vs TSU (9/8/01)
Pass attempts	42	vs New Mexico State (10/27/01)
Pass completions	31	vs New Mexico State (10/27/01)
Yards Passing	459	vs Idaho (10/6/01)
Yards Per Pass	16.4	vs Idaho (10/6/01)
TD Passes	6	vs Idaho (10/6/01)
Total Plays	88	at Vanderbilt (8/30/01)
Total Offense	685	vs Idaho (10/6/01)
Yards Per Play	10.2	vs Idaho (10/6/01)
Points	70	vs Idaho (10/6/01)
Sacks By	7	vs UCONN (11/17/01)
First Downs	37	at Vanderbilt (8/30/01)
Penalties	14	vs TSU (9/8/01)
Penalty Yards	127	vs TSU (9/8/01)
Turnovers	4	at North Texas (10/13/01)


Interceptions By	2	vs TSU (9/8/01) at UL-Lafayette (9/29/01) vs Idaho (10/6/01) at North Texas (10/13/01)
------------------	---	---

## OPPONENT INDIVIDUAL GAME HIGHS

Rushes	34	Galbreath at North Texas (10/13/01)
Yards Rushing	144	Galbreath at North Texas (10/13/01)
TD Rushes	2	Tenner vs Idaho (10/6/01) Stackhouse at Ole Miss (10/20/01) Enzminger vs New Mexico State (10/27/01) Johnson vs New Mexico State (10/27/01) Toefield at LSU (11/10/01)
Long Rush	53	Enzminger vs New Mexico State (10/27/01)
Pass attempts	71	Lindgren vs Idaho (10/6/01)
Pass completions	49	Lindgren vs Idaho (10/6/01)
Yards Passing	637	Lindgren vs Idaho (10/6/01)
TD Passes	5	Lindgren vs Idaho (10/6/01)
Long Pass	73	Zolman at Vanderbilt (8/30/01)
Receptions	15	Lacy vs Idaho (10/6/01)
Yards Receiving	221	Lacy vs Idaho (10/6/01)
TD Receptions	2	Skipper vs TSU (9/8/01) Lacy vs Idaho (10/6/01) Flowers at Ole Miss (10/20/01) Garrett at Vanderbilt (8/30/01)
Long Reception	73	Garrett at Vanderbilt (8/30/01)
Field Goals	2	Hickok vs UCONN (11/17/01)
Long Field Goal	42	Ball at North Texas (10/13/01) Corbello at LSU (11/10/01)
Punts	7	Copple vs New Mexico State (10/27/01) Alexander vs ASU (11/3/01)
Punting Avg	46.0	Coles vs UCONN (11/17/01)
Long Punt	79	Ball at North Texas (10/13/01)
Long Punt Return	79	Paul vs New Mexico State (10/27/01)
Long Kickoff Ret.	51	Lewis vs Idaho (10/6/01)
Tackles	15.0	Lloyd vs UCONN (11/17/01)
Sacks	2.0	Awason at North Texas (10/13/01) Green at LSU (11/10/01)
Tackles For Loss	2.0	Nine Players
Interceptions	1	Harper vs TSU (9/8/01) Tillman at UL-Lafayette (9/29/01) Taylor at UL-Lafayette (9/29/01) Kassell at North Texas (10/13/01) Taylor at Ole Miss (10/20/01) Taylor vs New Mexico State (10/27/01)

## OPPONENT TEAM GAME HIGHS

Rushes	58	at North Texas (10/13/01)
Yards Rushing	221	at Ole Miss (10/20/01)
Yards Per Rush	6.3	at Vanderbilt (8/30/01)
TD Rushes	5	vs New Mexico State (10/27/01)
Pass attempts	71	vs Idaho (10/6/01)
Pass completions	49	vs Idaho (10/6/01)
Yards Passing	637	vs Idaho (10/6/01)
Yards Per Pass	9.4	at Vanderbilt (8/30/01)
TD Passes	5	vs Idaho (10/6/01)
Total Plays	99	vs Idaho (10/6/01)
Total Offense	760	vs Idaho (10/6/01)
Yards Per Play	7.9	at Vanderbilt (8/30/01)
Points	58	vs Idaho (10/6/01)
Sacks By	4	at North Texas (10/13/01)
First Downs	39	vs Idaho (10/6/01)
Penalties	11	at Vanderbilt (8/30/01)
Penalty Yards	84	at Louisiana-Monroe (9/22/01)
Turnovers	4	at UL-Lafayette (9/29/01)
Interceptions By	2	at UL-Lafayette (9/29/01)



# SUN BELT

# Sun Belt Conference



**Commissioner  
Wright Waters**

The dream and vision of a conference became reality on August 23, 2001 in Louisville, Ky. when New Mexico State became the first squad to take the field as a member of the Sun Belt Conference. The Aggies played in the first game of the 2001 season, the John Thompson Foundation Challenge Football Classic, against Louisville.



**Assoc. Commissioner  
Tom Burnett**

From that moment the reality of Sun Belt Conference football intensified. One week later, Middle Tennessee, a former NCAA Division I-A independent, upset SEC foe Vanderbilt in Nashville, the fledgling league's first non-conference win. The Blue Raiders got the country's attention with the win and Sun Belt Conference football pushed forward.



**Assoc. Commissioner  
Dr. Jeanne Boyd**

Middle Tennessee had the opportunity to be a part of another first in the Sun Belt Conference. The Blue Raiders travelled to Monroe, La. to take on the Louisiana-Monroe Indians in the first-ever Sun Belt league game on Sept. 22. Sun Belt commissioner Wright Waters, the architect of Sun Belt football, was on hand to flip the commemorative inaugural season coin that was used throughout the year at the start of every league game.



**Asst. Commissioner  
Judy Willson**

As with every first-year venture, Sun Belt Conference football had its ups and downs but finished strong with the second part of the dream coming to fruition - the Sun Belt champion playing in the inaugural New Orleans Bowl at the Louisiana Superdome.

Sun Belt co-champion North Texas played Mountain West member Colorado State on Dec. 18 to christen the 2001-02 bowl season. The game picked up the third-highest ESPN2 rating for a bowl game in just its first season.

Sun Belt Conference football was actually two years in the making. In its biggest announcement since the unprecedented merger with the Ameri-

can South Conference nine years before, the Sun Belt Conference released in November 1999 that membership invitations were extended and later accepted by Middle Tennessee, New Mexico State, North Texas, and Louisiana at Monroe.

Later in the month, Idaho also was approved for membership and joined Louisiana-Monroe as football-only members in shaping the Sun Belt's new seven-member Division I-A football league.

The new all-sports additions - Middle Tennessee, New Mexico State, and North Texas - join the Arkansas at Little Rock, Arkansas State, Denver, Florida International, Louisiana at Lafayette, New Orleans, South Alabama, and Western Kentucky. The expansion currently gives the Sun Belt an 11-team lineup in men's and women's basketball, and volleyball as well as nine baseball teams.

Sun Belt football consists of Arkansas State, Idaho, UL Lafayette, UL Monroe, Middle Tennessee, New Mexico State and North Texas.

Football became the SBC's 18th sponsored sport, joining baseball, men's and women's basketball, volleyball, men's and women's cross country, men's and women's tennis, men's and women's indoor track and field, men's and women's golf, men's and women's outdoor track and field, softball, women's soccer and women's swimming and diving.

The Sun Belt Conference has automatic qualification to NCAA Championships in men's basketball, women's basketball, volleyball, baseball, men's tennis, women's tennis, men's golf and women's golf. The league continually ranks in the top 10 in the country in women's basketball and baseball. Men's basketball continues to improve, ranking as high as 16th in the country in the past few years.

Sun Belt institutions boast a rich tradition of placing players into the National Football League, with more than 40 players currently on NFL rosters. NFL Hall of Famer "Mean" Joe Greene played collegiately at North Texas, before winning four Super Bowl titles with the Pittsburgh Steelers. Other former NFL players from Sun Belt teams include QB Stan Humphries (UL Monroe) of the San Diego Chargers, DL Bill Bergery (Arkansas State) of the Philadelphia Eagles, WR Fred Barnett (Arkansas State) of the Philadelphia Eagles, PK Roy Gerela (New Mexico State) of the Pittsburgh Steelers, WR Duriel Harris (New Mexico State) of the Miami Dolphins, QB Joe Pisarcik (New Mexico State) of the Philadelphia Eagles, and WR Clarence Verdin (UL Lafayette) of the Indianapolis Colts.

Arkansas State and UL Lafayette had been Sun Belt members in all sports except football since 1991. UL Lafayette was a Division I-A independent in football for the five seasons prior to the start of Sun Belt football, while Arkansas State competed in 1999 and 2000 as a member of the Big West.

Both teams will feature new faces on the sidelines this season. Former Virginia Tech offensive

coordinator Rickey Bustle takes over the reigns of the UL Lafayette football program in 2002, while former Northwestern State head coach Steve Roberts takes over at Arkansas State.

Middle Tennessee spent two seasons as a Division I-A independent before last season, joining the league in all sports in 2000. The Blue Raiders, who had been a member of the Ohio Valley since 1952, sponsor 17 Division I sports.

MT has graduated more than 70,000 students since being founded in 1911, and the school has a current enrollment of 20,073. In 1986, Middle Tennessee alumnus James McGill Buchanan received the Nobel Memorial Prize in Economic Sciences for his development of the theory of public choice, a way of studying the expenditure of public funds.

New Mexico State, a member of the Big West Conference for 16 years prior to joining the Sun Belt, sponsors 16 sports.

Founded in 1888 as an agricultural college and preparatory school, NMSU has an enrollment of 15,409. The university has been characterized as a Level One research institution with research expenditures exceeding \$100 million a year. For three consecutive years, NMSU has been selected as one of "America's 100 Best College Buys" by Institutional Research & Evaluation, Inc.

North Texas, which competes in 16 sports, also had been a member of the Big West Conference for the three years prior to joining the Sun Belt in football. It is the same time that the UNT football program returned its status to I-A football.

NT, founded in 1890, is the fourth-largest university in Texas with an enrollment of more than 25,000 students. The Carnegie Foundation has designated the school a Class I doctorate-granting institution, and NT journalism graduates have been awarded a total of seven Pulitzer Prizes.

Idaho, founded in 1889, is a research II university that is also listed in the top 25 percent of Kiplinger's best buys in state universities. Among Idaho's prominent alumni are NASA astronaut Jeff Ashby, Gary Michael, CEO and president of Albertson's, Inc., and Jack Lemley, the CEO of the English Channel Tunnel Project.

On the field, the Vandals have a long-standing football tradition with 18 winning seasons in the last 20 years, including a 7-4 mark in 1999. Idaho defeated Southern Miss in the 1998 Humanitarian Bowl and had posted a record of 77-41 since 1990.

Louisiana-Monroe was founded in 1931 and is nationally known for its Pharmacy, Toxicology, Health Sciences, and Construction majors. The institution, with an enrollment of 10,500, recently qualified for Carnegie Doctoral II designation, and 97 percent of ULM's eligible academic programs have earned national accreditation. ULM, which became a I-A independent in 1994, was a perennial football power at the NCAA I-AA level, winning the 1987 I-AA national championship.

# Sun Belt Honors

## 2001 FINAL SUN BELT CONFERENCE STANDINGS

	Conference				Overall				H	A	N	Streak
	W-L	Pct.	Pts.	Opp.	W-L	Pct.	Pts.	Opp.				
\$#North Texas	5-1	.833	200	104	5-6	.455	255	248	3-1	2-4	0-1	L1
#Middle Tennessee	<b>5-1</b>	<b>.833</b>	<b>248</b>	<b>152</b>	<b>8-3</b>	<b>.727</b>	<b>408</b>	<b>286</b>	<b>5-0</b>	<b>3-3</b>	<b>0-0</b>	<b>W1</b>
New Mexico State	4-2	.667	209	163	5-7	.417	286	400	2-2	3-5	0-0	L1
UL Lafayette	2-4	.333	163	192	3-8	.273	234	365	2-3	1-5	0-0	L3
Arkansas State	2-4	.333	90	194	2-9	.182	177	357	2-4	0-5	0-0	L4
UL Monroe	2-4	.333	105	152	2-9	.182	148	351	1-4	1-5	0-0	L1
Idaho	1-5	.167	234	292	1-10	.091	313	495	1-4	0-6	0-0	L2

# = co-champions      \$ = New Orleans Bowl representative

## Sun Belt Notebook

### • Sun Belt Football Set for Year Two:

The Sun Belt Conference begins its second season of football sponsorship at the Division I-A level in 2002. Formed in 1976 to enhance collegiate basketball competition among major urban institutions in the Southeast, the Sun Belt added football in 2001 as its 18th championship sport. Arkansas State and Louisiana-Lafayette, Sun Belt members in all other sports since 1991, join the football alignment along with recent league additions Middle Tennessee, New Mexico State and North Texas. Idaho and Louisiana-Monroe round out the group as football-only members. The Sun Belt also consists of four non-football members Arkansas-Little Rock, Denver, New Orleans, and South Alabama, as well as Florida International and Western Kentucky, which sponsor football at the Division I-AA level. FIU is in its first season of varsity competition.

### • Two Newcomers In 2002:

The SBC will have two new head coaches this season in UL Lafayette's Rickey Bustle and Arkansas State's Steve Roberts. Bustle was the offensive coordinator at Virginia Tech before moving on to Lafayette, and Roberts made his way to Jonesboro after serving as head coach at Northwestern State.


### • Firepower Back In SBC:

The second year of Sun Belt football is expected to be a very exciting one and with the return of numerous statistical leaders from 2001 it should not disappoint. Coming back in 2002 will be the league's leading rusher, top passer, top scorer, leading punter, and the top rated punt and kick returner.

### • Newson First SBC Draftee:

Middle Tennessee wide receiver Kendall Newson became the first player in league history to be drafted by the NFL.

### The Superdome



For the second straight season, the Sun Belt Conference Champion will earn a spot in the New Orleans Bowl. The game will be played at the Louisiana Superdome.

**SBC vs C-USA**  
**Dec. 17, 2002**  
**ESPN2; 6 PM CST**  
**New Orleans, LA**



## SBC All Sports Roster

INSTITUTION	JOINED SUN BELT	LOCATION	ENROLLMENT	SHORT NAME	NICKNAME	COLORS
Arkansas-Little Rock	1991	Little Rock, AR	12,419	UALR	Trojans	Maroon/Silver
Arkansas State	1991	Jonesboro, AR	10,050	ASU	Indians	Scarlett/Black
Denver	1999	Denver, CO	8,847	DU	Pioneers	Crimson/Gold
Florida International	1998	Miami, FL	30,583	FIU	Golden Panthers	Blue/Gold
Louisiana-Lafayette	1991	Lafayette, LA	17,000	UL-Lafayette	Ragin' Cajuns	Vermilion/White
<b>Middle Tennessee</b>	<b>2000</b>	<b>Murfreesboro, TN</b>	<b>20,073</b>	<b>MT</b>	<b>Blue Raiders</b>	<b>Royal Blue/White</b>
New Mexico State	2000	Las Cruces, NM	15,955	NMSU	Roadrunners	Crimson/White
New Orleans	1976-80; 1991	New Orleans, LA	15,619	UNO	Privateers	Royal Blue/Silver
North Texas	2000	Denton, TX	25,000	NT	Mean Green	Green/White
South Alabama	1976	Mobile, AL	11,650	USA	Jaguars	Red/White/Blue
Western Kentucky	1982	Bowling Green, KY	15,087	WKU	Hilltoppers	Red/White

# 2001 Team Leaders

SCORING OFFENSE	G	TD	XP	2XP	DXP	FG	Saf	Pts	Avg
<b>Middle Tennessee</b>	11	56	44	5	0	6	0	408	37.1
Idaho	11	42	31	5	0	6	1	313	28.5
New Mexico State	12	38	28	3	0	8	0	286	23.8
North Texas	11	32	30	0	0	9	3	255	23.2
Louisiana-Lafayette	11	29	24	2	0	10	1	234	21.3
Arkansas State	11	23	16	1	0	7	0	177	16.1
Louisiana-Monroe	11	19	8	1	0	8	0	148	13.5

SCORING DEFENSE	G	TD	XP	2XP	DXP	FG	Saf	Pts	Avg
North Texas	11	32	24	1	0	10	0	248	22.5
<b>Middle Tennessee</b>	11	38	28	3	0	8	0	286	26.0
Louisiana-Monroe	11	47	43	0	0	8	1	351	31.9
Arkansas State	11	47	40	4	0	9	0	357	32.5
Louisiana-Lafayette	11	48	36	4	0	11	0	365	33.2
New Mexico State	12	51	37	6	0	15	0	400	33.3
Idaho	11	66	57	1	0	12	2	495	45.0

PASS OFFENSE	G	Att	Cmp	Int	Pct.	Yds	Avg	TD	Yds/G
Idaho	11	497	309	15	62.2	3826	7.7	28	347.8
Louisiana-Lafayette	11	449	245	11	54.6	2686	6.0	14	244.2
<b>Middle Tennessee</b>	11	310	214	6	69.0	2681	8.6	21	243.7
Louisiana-Monroe	11	351	177	14	50.4	1882	5.4	7	171.1
New Mexico State	12	275	142	8	51.6	1831	6.7	7	152.6
North Texas	11	225	114	14	50.7	1560	6.9	18	141.8
Arkansas State	11	275	125	15	45.5	1505	5.5	9	136.8

PASS DEFENSE	G	Att	Cmp	Int	Pct.	Yds	Avg	TD	Yds/G
Louisiana-Lafayette	11	271	137	10	50.6	2100	7.7	18	190.9
Arkansas State	11	298	184	5	61.7	2425	8.1	18	220.5
North Texas	11	371	233	12	62.8	2495	6.7	14	226.8
New Mexico State	12	401	229	16	57.1	2877	7.2	16	239.8
<b>Middle Tennessee</b>	11	393	231	10	58.8	2801	7.1	20	254.6
Louisiana-Monroe	11	369	242	8	65.6	2914	7.9	26	264.9
Idaho	11	331	212	4	64.0	3061	9.2	28	278.3

KICKOFF RETURNS	G	Ret	Yds	TD	Avg
Idaho	11	61	1339	0	22.0
New Mexico State	12	59	1218	2	20.6
Arkansas State	11	41	834	1	20.3
<b>Middle Tennessee</b>	11	41	827	2	20.2
North Texas	11	42	814	0	19.4
Louisiana-Monroe	11	51	938	1	18.4
Louisiana-Lafayette	11	48	858	0	17.9

PUNTING	G	No.	Yards	Avg	Ret	Yds	Avg	Net/P
<b>Middle Tennessee</b>	11	35	1481	42.3	16	188	5.4	36.9
North Texas	11	66	2553	38.7	28	205	3.1	35.6
Arkansas State	11	70	2583	36.9	28	169	2.4	34.5
Idaho	11	46	1805	39.2	25	245	5.3	33.9
Louisiana-Lafayette	11	67	2418	36.1	22	226	3.4	32.7
Louisiana-Monroe	11	69	2398	34.8	22	168	2.4	32.3
New Mexico State	12	61	2192	35.9	29	271	4.4	31.5

TURNOVER MARGIN	G	Fum	Gained		Lost		Mar	Per/G	
			Int	Tot	Fum	Int			Tot
North Texas	11	16	12	28	10	14	24	+4	0.36
Louisiana-Lafayette	11	13	10	23	12	11	23	+0	0.00
Louisiana-Monroe	11	14	8	22	10	14	24	-2	-0.18
<b>Middle Tennessee</b>	11	7	10	17	15	6	21	-4	-0.36
New Mexico State	12	7	16	23	20	8	28	-5	-0.42
Arkansas State	11	15	5	20	10	15	25	-5	-0.45
Idaho	11	9	4	13	14	15	29	-16	-1.45

RUSHING OFFENSE	G	Att	Yds	Avg	TD	Yds/G
<b>Middle Tennessee</b>	11	471	2614	5.5	32	237.6
New Mexico State	12	551	2493	4.5	27	207.8

North Texas	11	473	1764	3.7	13	160.4
Arkansas State	11	427	1610	3.8	11	146.4
Idaho	11	375	1287	3.4	14	117.0
Louisiana-Lafayette	11	346	1027	3.0	13	93.4
Louisiana-Monroe	11	318	810	2.5	10	73.6

RUSHING DEFENSE	G	Rushes	Yards	Avg.	TD	Yds/G
North Texas	11	380	1403	3.7	15	127.5
Louisiana-Monroe	11	434	1510	3.5	18	137.3
<b>Middle Tennessee</b>	11	406	1535	3.8	18	139.5
New Mexico State	12	485	2125	4.4	29	177.1
Arkansas State	11	484	2004	4.1	26	182.2
Louisiana-Lafayette	11	471	2017	4.3	27	183.4
Idaho	11	455	2203	4.8	31	200.3

TOTAL OFFENSE	G	Rush	Pass	Plays	Yards	Avg/P	TD	Yds/G
<b>Middle Tennessee</b>	11	2614	2681	781	5295	6.8	53	481.4
Idaho	11	1287	3826	872	5113	5.9	42	464.8
New Mexico State	12	2493	1831	826	4324	5.2	34	360.3
Louisiana-Lafayette	11	1027	2686	795	3713	4.7	27	337.5
North Texas	11	1764	1560	698	3324	4.8	31	302.2
Arkansas State	11	1610	1505	702	3115	4.4	20	283.2
Louisiana-Monroe	11	810	1882	669	2692	4.0	17	244.7

TOTAL DEFENSE	G	Rush	Pass	Plys	Yards	Avg	TD	Yds/G
North Texas	11	1403	2495	751	3898	5.2	29	354.4
Louisiana-Lafayette	11	2017	2100	742	4117	5.5	45	374.3
<b>Middle Tennessee</b>	11	1535	2801	799	4336	5.4	38	394.2
Louisiana-Monroe	11	1510	2914	803	4424	5.5	44	402.2
Arkansas State	11	2004	2425	782	4429	5.7	44	402.6
New Mexico State	12	2125	2877	886	5002	5.6	45	416.8
Idaho	11	2203	3061	786	5264	6.7	59	478.5

PUNT RETURNS	G	Ret	Yds	TD	Avg
Louisiana-Lafayette	11	26	243	0	9.3
New Mexico State	12	23	197	0	8.6
North Texas	11	25	194	1	7.8
Louisiana-Monroe	11	16	107	1	6.7
Idaho	11	24	147	0	6.1
Arkansas State	11	19	101	0	5.3
<b>Middle Tennessee</b>	11	18	56	0	3.1

PASS EFFICIENCY	G	Att	Cmp	Pct	Int	Yds	TD	Effic
<b>Middle Tennessee</b>	11	310	214	.690	6	2681	21	160.2
Idaho	11	497	309	.622	15	3826	28	139.4
North Texas	11	225	114	.507	14	1560	18	122.9
Louisiana-Lafayette	11	449	245	.546	11	2686	14	110.2
New Mexico State	12	275	142	.516	8	1831	7	110.1
Louisiana-Monroe	11	351	177	.504	14	1882	7	94.1
Arkansas State	11	275	125	.455	15	1505	9	91.3

PASS DEF EFF.	G	Att	Cmp	Int	Pct.	Yds	TD	Effic
New Mexico State	12	401	229	16	57.1	2877	16	122.6
North Texas	11	371	233	12	62.8	2495	14	125.3
Louisiana-Lafayette	11	271	137	10	50.6	2100	18	130.2
<b>Middle Tennessee</b>	11	393	231	10	58.8	2801	20	130.4
Arkansas State	11	298	184	5	61.7	2425	18	146.7
Louisiana-Monroe	11	369	242	8	65.6	2914	26	150.8
Idaho	11	331	212	4	64.0	3061	28	167.2

FIRST DOWNS	G	Rush	Pass	Pen	Total
<b>Middle Tennessee</b>	11	138	120	23	281
Idaho	11	80	173	23	276
New Mexico State	12	134	90	27	251
Louisiana-Lafayette	11	62	123	17	202
North Texas	11	82	63	22	167
Arkansas State	11	88	61	17	166
Louisiana-Monroe	11	45	86	26	157

OPPONENT 1ST DOWNS	G	Rush	Pass	Pen	Total
North Texas	11	82	113	17	212
Louisiana-Lafayette	11	100	92	24	216
Arkansas State	11	100	114	17	231
<b>Middle Tennessee</b>	11	89	132	17	239
Louisiana-Monroe	11	90	150	18	258
Idaho	11	114	124	31	269
New Mexico State	12	128	135	14	277

SACKS BY	G	Sacks	Yards
<b>Middle Tennessee</b>	11	27	161
Louisiana-Lafayette	11	27	170
Louisiana-Monroe	11	25	153
New Mexico State	12	22	146
North Texas	11	18	136
Idaho	11	17	104
Arkansas State	11	8	58

PENALTIES	G	No	Yds	Avg/G
Arkansas State	11	72	619	56.3
Louisiana-Monroe	11	80	632	57.5
Louisiana-Lafayette	11	94	723	65.7
New Mexico State	12	99	818	68.2
North Texas	11	85	766	69.6
<b>Middle Tennessee</b>	11	89	767	69.7
Idaho	11	103	897	81.5

OPPONENT PENALTIES	G	No	Yds	Avg/G
North Texas	11	88	833	75.7
Louisiana-Monroe	11	85	811	73.7
New Mexico State	12	94	848	70.7
Idaho	11	86	744	67.6
<b>Middle Tennessee</b>	11	82	666	60.5
Louisiana-Lafayette	11	81	659	59.9
Arkansas State	11	77	626	56.9

4TH-DN CONVERSIONS	G	Conv	Att	Pct
New Mexico State	12	11	17	64.7
<b>Middle Tennessee</b>	11	8	14	57.1
Louisiana-Lafayette	11	9	18	50.0
North Texas	11	9	21	42.9
Arkansas State	11	7	17	41.2
Idaho	11	9	22	40.9
Louisiana-Monroe	11	6	15	40.0

OPP 4TH-DN CONVERT	G	Conv	Att	Pct
<b>Middle Tennessee</b>	11	7	18	38.9
Arkansas State	11	8	17	47.1
North Texas	11	11	23	47.8
New Mexico State	12	7	14	50.0
Louisiana-Lafayette	11	8	14	57.1
Louisiana-Monroe	11	12	18	66.7
Idaho	11	6	9	66.7

RED ZONE OFFENSE	G	RedZone	Pct. TDs	R/P	FG-AT	Fumb/Int/Dwn/Other	
<b>Middle Tennessee</b>	11	44-53	83.0	0	0/0	3-6	2/0/2/2
Louisiana-Lafayette	11	28-34	82.4	0	0/0	7-10	2/0/1/0
Arkansas State	11	20-26	76.9	0	0/0	5-6	2/1/2/0
New Mexico State	12	35-51	68.6	2	2/0	7-10	2/4/5/2
North Texas	11	21-32	65.6	0	0/0	4-9	0/2/3/1
Idaho	11	32-52	61.5	0	0/0	4-11	3/2/6/2
Louisiana-Monroe	11	16-26	61.5	0	0/0	4-6	0/1/7/0

RED ZONE DEFENSE	G	RedZone	Pct. TDs	R/P	FG-AT	Fumb/Int/Dwn/Other	
North Texas	11	20-37	54.1	0	0/0	6-11	3/3/6/0
Louisiana-Monroe	11	35-47	74.5	0	0/0	7-11	0/1/4/3
Arkansas State	11	34-45	75.6	0	0/0	4-7	3/1/2/2
New Mexico State	12	42-54	77.8	3	1/2	10-13	1/4/3/1
<b>Middle Tennessee</b>	11	36-46	78.3	0	0/0	6-9	2/0/4/1
Louisiana-Lafayette	11	43-50	86.0	0	0/0	7-10	0/0/4/0
Idaho	11	46-53	86.8	0	0/0	10-12	2/1/1/1

3RD-DN CONVERSIONS	G	Conv	Att	Pct
<b>Middle Tennessee</b>	11	69	135	51.1
Idaho	11	74	161	46.0
Louisiana-Lafayette	11	73	188	38.8
New Mexico State	12	58	151	38.4
North Texas	11	54	160	33.8
Louisiana-Monroe	11	47	151	31.1
Arkansas State	11	42	154	27.3

OPP 3RD-DN CONVERT	G	Conv	Att	Pct
North Texas	11	46	144	31.9
<b>Middle Tennessee</b>	11	64	156	41.0
Louisiana-Lafayette	11	61	145	42.1
Louisiana-Monroe	11	71	153	46.4
Arkansas State	11	80	162	49.4
Idaho	11	73	147	49.7
New Mexico State	12	97	187	51.9

SACKS AGAINST	G	Sacks	Yards
New Mexico State	12	13	89
<b>Middle Tennessee</b>	11	16	142
North Texas	11	21	170
Arkansas State	11	24	126
Louisiana-Monroe	11	26	179
Louisiana-Lafayette	11	27	183
Idaho	11	42	204

FIELD GOALS	G	Made	Att	Pct
Louisiana-Monroe	11	8	11	.727
New Mexico State	12	8	11	.727
Louisiana-Lafayette	11	10	15	.667
<b>Middle Tennessee</b>	11	6	9	.667
North Texas	11	9	14	.643
Arkansas State	11	7	11	.636
Idaho	11	6	15	.400

PAT KICKING	G	Made	Att	Pct
North Texas	11	30	31	.968
<b>Middle Tennessee</b>	11	44	46	.957
New Mexico State	12	28	30	.933
Idaho	11	31	34	.912
Louisiana-Lafayette	11	24	27	.889
Arkansas State	11	16	20	.800
Louisiana-Monroe	11	8	15	.533

TIME OF POSSESSION	G	Total Time	Avg/G
North Texas	11	348:22	31:40
Louisiana-Lafayette	11	335:16	30:28
Idaho	11	325:20	29:34
<b>Middle Tennessee</b>	11	322:31	29:19
Arkansas State	11	318:49	28:59
New Mexico State	12	343:06	28:35
Louisiana-Monroe	11	302:40	27:30

KICKOFF COVERAGE	G	No.	Yds	TD	Avg
Arkansas State	11	25	432	0	17.3
New Mexico State	12	49	892	1	18.2
North Texas	11	28	540	0	19.3
Louisiana-Monroe	11	34	701	0	20.6
Louisiana-Lafayette	11	42	899	0	21.4
<b>Middle Tennessee</b>	11	43	965	0	22.4
Idaho	11	43	1027	4	23.9

# 2001 Individual Leaders

## RUSHING

Team	CI	G	Att	Yds	Avg	TD	Yds/G	
<b>HICKS, Dwone</b>	MT	JR	11	191	1143	6.0	20	103.9
GALBREATH, Kevin	NT	JR	11	264	1119	4.2	4	101.7
ADAMS, Jonathan	ASU	SR	11	233	1004	4.3	5	91.3
Keith, Kenton	NMSU		11	184	839	4.6	11	76.3
<b>LEE, Reshard</b>	MT	SO	11	108	790	7.3	4	71.8
COLEMAN, Jerome	ULL	JR	10	162	625	3.9	10	62.5
Johnson, Keeon	NMSU		11	106	566	5.3	8	51.5
TENNER, Anthony	UI	SR	10	111	462	4.2	10	46.2

## PASSING AVG/GAME

Team	CI	G	Att	Cmp	Int	Pct.	Yds	TD	Avg/G	
VAN CLEAVE, Jon	ULL	SO	11	407	224	10	55.0	2499	14	227.2
<b>COUNTS, Wes</b>	MT	SR	11	259	188	4	72.6	2327	17	211.5
LINDGREN, Brian	UI	SO	10	213	126	10	59.2	1611	10	161.1
Enzminger, K.C.	NMSU		12	235	122	8	51.9	1612	6	134.3
HALL, Scott	NT	SO	11	194	102	11	52.6	1453	17	132.1

## TOTAL OFFENSE

Team	CI	G	Rush	Pass	Plays	Total	Yds/G	
VAN CLEAVE, Jon	ULL	SO	11	-26	2499	465	2473	224.8
<b>COUNTS, Wes</b>	MT	SR	11	144	2327	326	2471	224.6
Enzminger, K.C.	NMSU	JR	12	331	1612	318	1943	161.9
LINDGREN, Brian	UI	SO	10	-24	1611	231	1587	158.7
HALL, Scott	NT	SO	11	143	1453	280	1596	145.1
<b>HICKS, Dwone</b>	MT	JR	11	1143	0	191	1143	103.9
GALBREATH, Kevin	NT	JR	11	1119	0	265	1119	101.7
ADAMS, Jonathan	ASU	SR	11	1004	0	234	1004	91.3
JACOBS, Elliot	ASU	FR	9	139	586	159	725	80.6
Keith, Kenton	NMSU	SR	11	839	0	184	839	76.3

## RECEPTIONS/GAME

Team	CI	G	Rec	Yds	TD	Avg/C	Rec/G	
LACY, Chris	UI	SR	11	65	1045	8	16.1	5.91
<b>NEWSON, Kendall</b>	MT	SR	11	65	796	7	12.2	5.91
DUGAS, Nick	ULL	JR	11	60	616	3	10.3	5.45
BELSER, Chris	UI	SR	10	44	603	4	13.7	4.40
Vincent, Mack	ULM	SO	11	47	619	2	13.2	4.27
STAMPS, Frederi	ULL	SO	11	43	663	4	15.4	3.91
Winston, P.J.	NMSU		12	46	570	1	12.4	3.83
JELMBERG, Josh	UI	JR	10	36	416	0	11.6	3.60
<b>CALICO, Tyrone</b>	MT	JR	11	37	583	5	15.8	3.36
<b>YOUELL, David</b>	MT	JR	11	37	358	1	9.7	3.36

## RECEIVE YDS/GAME

Team	CI	G	Rec	Yds	TD	Avg/C	Yds/G	
LACY, Chris	UI	SR	11	65	1045	8	16.1	95.0
<b>NEWSON, Kendall</b>	MT	SR	11	65	796	7	12.2	72.4
BELSER, Chris	UI	SR	10	44	603	4	13.7	60.3
STAMPS, Frederi	ULL	SO	11	43	663	4	15.4	60.3
Vincent, Mack	ULM	SO	11	47	619	2	13.2	56.3
DUGAS, Nick	ULL	JR	11	60	616	3	10.3	56.0
<b>CALICO, Tyrone</b>	MT	JR	11	37	583	5	15.8	53.0
MARSHALL, George	NT	JR	11	32	546	11	17.1	49.6
Winston, P.J.	NMSU		12	46	570	1	12.4	47.5
POWELL, Alvin	ASU	SR	11	36	507	6	14.1	46.1

## ALL PURPOSE

Team	CI	G	Rush	Rcv	PR	KR	Yds	Avg/G	
LACY, Chris	UI	SR	11	27	1045	0	530	1602	145.6
<b>HICKS, Dwone</b>	MT	JR	11	1143	230	0	0	1373	124.8
HICKENBOTHAM, J	ASU	JR	10	146	310	72	538	1066	106.6
GALBREATH, Kevin	NT	JR	11	1119	12	0	0	1131	102.8
ADAMS, Jonathan	ASU	SR	11	1004	103	0	0	1107	100.6
<b>LEE, Reshard</b>	MT	SO	11	790	87	0	184	1061	96.5
Keith, Kenton	NMSU		11	839	118	0	0	957	87.0
BRANCH, Ja'Mel	NT	FR	11	50	375	11	516	952	86.5
WILRIDGE, Marcu	ULL	SR	11	46	394	0	479	919	83.5
DUGAS, Nick	ULL	JR	11	28	616	196	17	857	77.9

## INTERCEPTIONS

Team	CI	G	Int	Yds	TD	Int/G	
BUCKLES, Jonas	NT	FR	9	5	9	0	0.56

<b>BRADLEY, Jykine</b>	MT	SR	11	4	24	0	0.36
TILLMAN, Charle	ULL	JR	11	4	13	0	0.36
Gifford, Tyrone	NMSU		12	4	15	0	0.33
ECHOLS, Les	ASU	SO	11	3	15	0	0.27
RICE, Brad	UI	SR	11	3	4	0	0.27
Taylor, D'Wayne	NMSU		12	3	57	0	0.25
Malloy, Daniel	NMSU		9	2	43	0	0.22
VILIA, Peter	ULL	SR	9	2	23	0	0.22
JONES, Chris	ASU	SO	10	2	23	0	0.20

Team	CI	G	Att	Cmp	Int	Pct.	Yds	TD	Eff.	
<b>PASS EFFICIENCY</b>										
<b>COUNTS, Wes</b>	MT	SR	11	259	188	4	72.6	2327	17	166.6
HALL, Scott	NT	SO	11	194	102	11	52.6	1453	17	133.1
LINDGREN, Brian	UI	SO	10	213	126	10	59.2	1611	10	128.8
VAN CLEAVE, Jon	ULL	SO	11	407	224	10	55.0	2499	14	113.1
Enzminger, K.C.	NMSU		12	235	122	8	51.9	1612	6	111.2

Team	CI	G	Ret	Yds	TD	Avg	
<b>PUNT RETURN AVG</b>							
DUGAS, Nick	ULL	JR	11	22	196	0	8.9
Paul, Corey	NMSU		11	15	128	0	8.5
JACKSON, Ty	NT	JR	11	22	177	1	8.0
Henry, Mikkal	ULM	SO	11	15	101	1	6.7
HICKENBOTHAM, J	ASU	JR	10	11	72	0	6.5
WINSTON, Orland	UI	SO	9	15	93	0	6.2
<b>JOHNSON, H.</b>	MT	SR	10	14	48	0	3.4

Team	CI	G	Ret	Yds	TD	Avg	
<b>KICK RETURN AVG</b>							
<b>WRIGHT, Kerry</b>	MT	SO	11	16	398	1	24.9
LACY, Chris	UI	SR	11	22	530	0	24.1
Lukins, Tony	NMSU		12	31	735	2	23.7
HICKENBOTHAM, J	ASU	JR	10	23	538	1	23.4
WILRIDGE, Marcu	ULL	SR	11	21	479	0	22.8
BRANCH, Ja'Mel	NT	FR	11	23	516	0	22.4
Jacobs, Bryant	ULM	JR	11	19	425	1	22.4
COBBS, Patrick	NT	FR	11	13	249	0	19.2
Adams, H.J.	ULM	SO	10	11	207	0	18.8
TAYLOR, Ivan	ULL	JR	11	18	280	0	15.6

Team	CI	G	Punt	Yds	Avg	
<b>PUNTING</b>						
<b>BILLINGS, R.</b>	MT	SO	11	35	1481	42.3
DOWNES, Ryan	UI	SO	11	46	1805	39.2
BALL, Jason	NT	SR	11	66	2553	38.7
ALEXANDER, Mike	ASU	JR	11	68	2572	37.8
Copple, Brian	NMSU		12	59	2192	37.2
KNOTT, Jonathon	ULL	JR	11	66	2418	36.6

Team	CI	G	TD	XPT	FG	Pts	Pts/G	
<b>SCORING</b>								
<b>HICKS, Dwone</b>	MT	JR	11	24	4	0	148	13.5
COLEMAN, Jerome	ULL	JR	10	11	0	0	66	6.6
Keith, Kenton	NMSU		11	12	0	0	72	6.5
TENNER, Anthony	UI	SR	10	10	0	0	60	6.0
MARSHALL, George	NT	JR	11	11	0	0	66	6.0
<b>KELLY, Brian</b>	MT	SO	11	0	44	6	62	5.6
BALL, Jason	NT	SR	11	0	30	9	57	5.2
KNOTT, Jonathon	ULL	JR	11	0	24	10	54	4.9
Aguiniga, Dario	NMSU		11	0	28	8	52	4.7
MARTIN, Rossi	UI	SR	11	8	2	0	50	4.5

Team	CI	G	TD	Rush	Pass	Ret	PAT	Pts	Pts/G	
<b>SCORING (TDs)</b>										
<b>HICKS, Dwone</b>	MT	JR	11	24	20	4	0	2	148	13.5
COLEMAN, Jerome	ULL	JR	10	11	10	1	0	0	66	6.6
Keith, Kenton	NMSU		11	12	11	1	0	0	72	6.5
MARSHALL, George	NT	JR	11	11	0	11	0	0	66	6.0
TENNER, Anthony	UI	SR	10	10	10	0	0	0	60	6.0
MARTIN, Rossi	UI	SR	11	8	0	8	0	1	50	4.5
Johnson, Keeon	NMSU		11	8	8	0	0	0	48	4.4
LACY, Chris	UI	SR	11	8	0	8	0	0	48	4.4

<b>NEWSON, Kendall</b>	MT	SR	11	7	0	7	0	0	42	3.8
<b>POWELL, Alvin</b>	ASU	SR	11	6	0	6	0	1	38	3.5

<b>SCORING (KICK)</b>		Team	CI	G	PATs	FGs	Pts	Pts/G
<b>KELLY, Brian</b>	MT	SO	11	44-46	6-9	62	5.6	
<b>BALL, Jason</b>	NT	SR	11	30-31	9-14	57	5.2	
<b>KNOTT, Jonathon</b>	ULL	JR	11	24-27	10-15	54	4.9	
<b>Aguiniga, Dario</b>	NMSU		11	28-30	8-11	52	4.7	
<b>STAMPS, Keith</b>	UI	JR	11	30-32	5-8	45	4.1	
<b>McPHERSON, Andy</b>	ASU	SR	11	16-20	7-11	37	3.4	
<b>Kuecker, Tyler</b>	ULM	SO	11	7-8	5-5	22	2.0	

<b>FIELD GOALS</b>		Team	CI	G	FG	FGA	Pct.	FG/G
<b>KNOTT, Jonathon</b>	ULL	JR	11	10	15	66.7	0.91	
<b>BALL, Jason</b>	NT	SR	11	9	14	64.3	0.82	
<b>Aguiniga, Dario</b>	NMSU		11	8	11	72.7	0.73	
<b>McPHERSON, Andy</b>	ASU	SR	11	7	11	63.6	0.64	
<b>KELLY, Brian</b>	MT	SO	11	6	9	66.7	0.55	
<b>Kuecker, Tyler</b>	ULM	SO	11	5	5	100.0	0.45	
<b>STAMPS, Keith</b>	UI	JR	11	5	8	62.5	0.45	

<b>FIELD GOAL PCT</b>		Team	CI	G	FG	FGA	Long	Pct.
<b>Kuecker, Tyler</b>	ULM	SO	11	5	5	39	100.0	
<b>Aguiniga, Dario</b>	NMSU		11	8	11	43	72.7	
<b>KNOTT, Jonathon</b>	ULL	JR	11	10	15	48	66.7	
<b>KELLY, Brian</b>	MT	SO	11	6	9	47	66.7	
<b>BALL, Jason</b>	NT	SR	11	9	14	57	64.3	
<b>McPHERSON, Andy</b>	ASU	SR	11	7	11	49	63.6	
<b>STAMPS, Keith</b>	UI	JR	11	5	8	49	62.5	

<b>PAT KICKING PCT</b>		Team	CI	G	Made	Att	Pct.
<b>BALL, Jason</b>	NT	SR	11	30	31	96.8	
<b>KELLY, Brian</b>	MT	SO	11	44	46	95.7	
<b>STAMPS, Keith</b>	UI	JR	11	30	32	93.8	
<b>Aguiniga, Dario</b>	NMSU		11	28	30	93.3	
<b>KNOTT, Jonathon</b>	ULL	JR	11	24	27	88.9	
<b>Kuecker, Tyler</b>	ULM	SO	11	7	8	87.5	
<b>McPHERSON, Andy</b>	ASU	SR	11	16	20	80.0	

<b>TACKLES (All positions)</b>									
Player	Team	CI	G	Pos	Solo	Ast	Total	Avg/G	Sack
<b>RICE, Brad</b>	UI	SR	11	LB	54	52	106	9.6	0
<b>SPENCER, Cody</b>	NT	SO	11	LB	64	41	105	9.5	0
<b>Shabazz, Sid.</b>	NMSU		12	DB	58	49	107	8.9	0
<b>Taylor, D'Wayne</b>	NMSU		12	LB	49	58	107	8.9	0
<b>KASSELL, Brad</b>	NT	SR	11	LB	41	52	93	8.5	2
<b>HEBERT, Kyries</b>	ULL	SR	11		43	40	83	7.5	0
<b>Buckels, D.</b>	ULM	SR	10		36	39	75	7.5	0
<b>JONES, Craig</b>	NT	SO	11	DB	47	35	82	7.5	0
<b>WOODS, Michael</b>	MT	SO	11	LB	46	34	80	7.3	0
<b>BRUPBACHER, Ros</b>	ULL	JR	11	LB	50	28	78	7.1	5
<b>Gifford, Tyrone</b>	NMSU		12	DB	54	30	84	7.0	3
<b>BROWN, Scotty</b>	MT	SR	11	LB	36	41	77	7.0	6
<b>Sonnier, M.</b>	ULM	SO	11		32	44	76	6.9	5
<b>Harris, Chris</b>	ULM	FR	11		33	41	74	6.7	0
<b>ECHOLS, Les</b>	ASU	SO	11	LB	38	33	71	6.5	1
<b>Watts, Josh</b>	NMSU		11	LB	31	39	70	6.4	0
<b>TAULA, Eti</b>	ASU	SR	11	LB	39	30	69	6.3	3
<b>CASEY, Taylor</b>	NT	SO	11	LB	34	33	67	6.1	1
<b>ROBLETO, Sergio</b>	UI	JR	11		32	34	66	6.0	0
<b>HEADLEY, Keith</b>	ASU	JR	10	DB	32	28	60	6.0	0
<b>KRAMER, Jordan</b>	UI	JR	11		43	22	65	5.9	0
<b>BERRY, Marrious</b>	ULL	JR	11	LB	44	18	62	5.6	3
<b>REED, Tyshon</b>	ASU	SR	11	LB	37	24	61	5.5	1
<b>LYNCH, Brandon</b>	MT	SO	10	LB	32	22	54	5.4	1

<b>SACKS</b>		Team	CI	G	Pos	Solo	Ast	Yds	Total	Avg/G
<b>KANIA, Brandon</b>	UI	FR	11	DL	4	3	33	7	0.64	
<b>SAMPSON, Walter</b>	ULL	JR	9	NG	5	0	28	5	0.56	
<b>BROWN, Scotty</b>	MT	SR	11	LB	5	1	37	6	0.55	
<b>BRUPBACHER, Ros</b>	ULL	JR	11	LB	4	1	25	5	0.45	
<b>Sonnier, M.</b>	ULM	SO	11		4	1	36	5	0.45	
<b>STEPHENS, Wes</b>	MT	SR	10	DE	4	0	24	4	0.40	
<b>MARSHALL, Derri</b>	ULL	SR	11		4	0	28	4	0.36	

<b>TFL's</b>		Team	CI	G	Pos	Solo	Ast	Yds	Total	Avg/G
<b>BRUPBACHER, Ros</b>	ULL	JR	11	LB	9	3	34	12	1.09	
<b>KASSELL, Brad</b>	NT	SR	11	LB	8	4	29	12	1.09	
<b>BECK, Wil</b>	UI	SR	10		7	3	32	10	1.00	
<b>KANIA, Brandon</b>	UI	FR	11	DL	8	2	43	10	0.91	
<b>Winchester, J.</b>	ULM	FR	11		7	3	26	10	0.91	
<b>Olivo, Joe</b>	NMSU		11	DL	9	1	41	10	0.91	
<b>SAMPSON, Walter</b>	ULL	JR	9	NG	6	2	34	8	0.89	

<b>FUMBLES FORCED</b>		Team	CI	G	Num
<b>Lukins, Tony</b>	NMSU			12	3
<b>Shabazz, Sid.</b>	NMSU			12	3
<b>Sonnier, M.</b>	ULM	SO		11	2
<b>BRUPBACHER, Ros</b>	ULL	JR		11	2
<b>BRADLEY, Jykine</b>	MT	SR		11	2
<b>TAULA, Eti</b>	ASU	SR		11	2
<b>MARSHALL, Derri</b>	ULL	SR		11	2
<b>DANIELY, Curtis</b>	MT	JR		11	2
<b>SCOTT, Tanaka</b>	MT	SR		11	2
<b>VILIA, Peter</b>	ULL	SR		9	2

<b>FUMBLES RCVD</b>		Team	CI	G	Num
<b>Winchester, J.</b>	ULM	FR		11	3
<b>LIBEY, Patrick</b>	UI	SO		11	3
<b>RANDALL, Trey</b>	ULL	JR		9	3
<b>JOYNER, Maurice</b>	ASU	SR		11	3
<b>TAULA, Eti</b>	ASU	SR		11	2
<b>VENTERS, Casey</b>	ASU	JR		11	2
<b>KRAMER, Jordan</b>	UI	JR		11	2
<b>BRUPBACHER, Ros</b>	ULL	JR		11	2
<b>Scaffidi, Greg</b>	NMSU			9	2
<b>BUCKLES, Jonas</b>	NT	FR		9	2

<b>PASSES DEFENDED</b>		Team	CI	G	Brup	Int	Total
<b>BRADLEY, Jykine</b>	MT	SR	11	14	4	18	
<b>TILLMAN, Charle</b>	ULL	JR	11	8	4	12	
<b>Gifford, Tyrone</b>	NMSU		12	4	4	8	
<b>Taylor, D'Wayne</b>	NMSU		12	4	3	7	
<b>BUCKLES, Jonas</b>	NT	FR	9	2	5	7	
<b>JONES, Chris</b>	ASU	SO	10	5	2	7	
<b>KASSELL, Brad</b>	NT	SR	11	5	2	7	
<b>MCGEE, Don</b>	NT	JR	11	5	2	7	
<b>Lee, Seneca</b>	ULM	SO	11	6	0	6	
<b>VENTERS, Casey</b>	ASU	JR	11	6	0	6	

# 2001 Superlatives

## Team Game Highs

### Scoring (Points)

70	Middle Tennessee vs IDAHO (10/6/01)
58	Idaho at Middle Tennessee (10/6/01)
54	Middle Tennessee vs TSU (9/8/01)
54	Louisiana-Lafayette at Idaho (10/20/01)
54	Middle Tennessee vs ARKANSAS ST. (11/3/01)

### Total Offense (Yards)

760	Idaho at MT (10/6/01)	[123r,637p]
685	MT vs IDAHO (10/6/01)	[226r,459p]
641	MT vs TSU (9/8/01)	[313r,328p]
641	ULL at Idaho (10/20/01)	[234r,407p]

### Total Offense (Plays)

99	Idaho at MT (10/6/01)	[28r,71p]
90	NMSU at UL-Monroe (9/29/01)	[67r,23p]
89	Idaho at Arkansas St. (10/27/01)	[34r,55p]

### Rushing Offense (Yards)

407	New Mexico State at Louisville (8/23/01)
356	New Mexico State vs IDAHO (10/13/01)
327	Middle Tennessee vs UCONN (11/17/01)

### Rushing Offense (Attempts)

68	New Mexico State at Louisville (8/23/01)
67	New Mexico State at UL-Monroe (9/29/01)
59	New Mexico State vs IDAHO (10/13/01)

### Passing Offense (Yards)

637	Idaho at Middle Tennessee (10/6/01)
472	Idaho vs NORTH TEXAS (11/17/01)
459	Middle Tennessee vs IDAHO (10/6/01)

### Passing Offense (Attempts)

71	Idaho at Middle Tennessee (10/6/01)
67	Louisiana-Lafayette at North Texas (11/10/01)
55	Idaho vs BOISE STATE (9/29/01)
55	Idaho at Arkansas State (10/27/01)

### Passing Offense (Completions)

49	Idaho at Middle Tennessee (10/6/01)
35	UL-Lafayette at North Texas (11/10/01)
34	Idaho at Arkansas State (10/27/01)

### Total Defense (Yards)

57	ULL vs Nicholls State (9/1/01)
157	North Texas vs Arkansas State (10/20/01)
174	MT vs Arkansas State (11/3/01)

### Rushing Defense (Yards)

23	Idaho vs ULM (11/3/01)
30	NMSU at ULM (9/29/01)
50	ULM at UCF (10/20/01)

### Passing Defense (Yards)

0	ULL vs Nicholls State (9/1/01)
53	ULL vs MT (9/29/01)
72	MT vs Arkansas State (11/3/01)

### Field Goal (Longest)

57	North Texas vs ARKANSAS ST. (10/20/01)
49	North Texas at New Mexico State (11/3/01)
49	Idaho vs NORTH TEXAS (11/17/01)
49	Arkansas State vs NICHOLLS STATE (11/22/01)

### Punting (Longest)

79	North Texas vs MT (10/13/01)
67	North Texas at Idaho (11/17/01)
59	Idaho at Arizona Wildcats (9/8/01)

### Punting (Average)

50.7	MT vs IDAHO (10/6/01)	[3-152]
47.3	NMSU vs IDAHO (10/13/01)	[3-142]
47.0	MT vs NMSU (10/27/01)	[5-235]

### Punt Return (Returns)

9	UL-Lafayette vs NICHOLLS STATE (9/1/01)
5	Arkansas State at Baylor (9/8/01)
5	New Mexico State at Tulsa (10/6/01)
5	North Texas vs ARKANSAS STATE (10/20/01)
5	Louisiana-Monroe at Arkansas State (11/17/01)
5	Middle Tennessee vs UCONN (11/17/01)

### Punt Return (Yards)

105	UL-Lafayette vs NICHOLLS STATE (9/1/01)
103	NMSU at Middle Tennessee (10/27/01)
99	North Texas vs UL-LAFAYETTE (11/10/01)

### Punt Return (Longest)

98	Idaho at Arkansas State (10/27/01)
79	NMSU at Middle Tennessee (10/27/01)
53	Louisiana-Monroe vs TSU (11/10/01)

### Kick Return (Returns)

9	NMSU at Kansas State (9/22/01)
9	New Mexico State at New Mexico (11/24/01)
8	New Mexico State at Louisville (8/23/01)
8	New Mexico State at Texas (9/1/01)
8	Idaho vs LOUISIANA-MONROE (11/3/01)
8	UL-Lafayette vs NMSU (11/17/01)

### Kick Return (Yards)

205	Louisiana-Monroe at Idaho (11/3/01)
189	New Mexico State at Tulsa (10/6/01)
185	Idaho at Middle Tennessee (10/6/01)

### Kick Return (Longest)

100	New Mexico State at Tulsa (10/6/01)
94	Louisiana-Monroe at Idaho (11/3/01)
93	Arkansas State vs IDAHO (10/27/01)

### Interceptions

5	New Mexico State vs IDAHO (10/13/01)
3	North Texas at New Mexico State (11/3/01)

### Longest Interception Return

88	New Mexico State vs Arkansas St. (11/10/01)
62	North Texas vs Arkansas State (10/20/01)
55	UL-Monroe at Arkansas State (11/17/01)

### QB Sacks

7	Middle Tennessee vs UCONN (11/17/01)
6	Middle Tennessee vs TSU (9/8/01)
6	UL-Lafayette vs Southern Miss (9/22/01)

### Penalties (Yards)

129	North Texas at Oklahoma (9/8/01)
127	Middle Tennessee vs TSU (9/8/01)
119	Idaho at New Mexico State (10/13/01)

## Ind. Game Highs

### Points Scored

24	Hicks (Middle Tennessee) at Vanderbilt 8/30/01
24	Hicks (Middle Tennessee) at UL-Monroe 9/22/01
24	Coleman (UL-Lafayette) at Idaho 10/20/01
24	Hicks (Middle Tennessee) vs UConn 11/17/01

### Total Offense (Yards)

657	Lindgren (Idaho) at MT 10/6/01	[20r,637p]
451	Counts (MT) vs Idaho 10/6/01	[-8r,459p]
431	Van Cleave (ULL) at Idaho 10/20/01	[24r,407p]

### Rushing Yards

203	Hicks (Middle Tennessee) at Vanderbilt 8/30/01
189	Adams (Arkansas State) at NMSU 11/10/01
173	Adams (Arkansas State) vs Ole Miss 10/6/01

### Rushing Attempts

38	Anthony Tenner (Idaho) at Montana 11/24/01
37	Hicks (Middle Tennessee) at Vanderbilt 8/30/01
34	Galbreath (North Texas) vs MT 10/13/01

### Longest Rush

75	Pierce (New Mexico State) at Louisville 8/23/01
65	Taylor (UL-Lafayette) at North Texas 11/10/01
62	Hicks (Middle Tennessee) vs Idaho 10/6/01

### Passing Yards

637	Lindgren (Idaho) at Middle Tennessee 10/6/01
459	Counts (Middle Tennessee) vs IDAHO 10/6/01
427	Lindgren (Idaho) vs Boise St. 9/29/01

### Passing Attempts

71	Lindgren (Idaho) at Middle Tennessee 10/6/01
66	Van Cleave (ULL) at North Texas 11/10/01
55	Lindgren (Idaho) vs Boise St. 9/29/01

### Passing TDs

6	Counts (Middle Tennessee) vs Idaho 10/6/01
5	Lindgren (Idaho) at Middle Tennessee 10/6/01
5	Welsh (Idaho) vs Louisiana-Monroe 11/3/01

### Longest Pass

70	Welsh (Idaho) vs Louisiana-Monroe 11/3/01
69	Johnson (Middle Tennessee) vs TSU 9/8/01
69	Jacobs (Arkansas St.) vs Jack'ville St. 9/22/01

### Passes Completed

49	Lindgren (Idaho) at Middle Tennessee 10/6/01
34	Van Cleave (ULL) at North Texas 11/10/01
32	Welsh (Idaho) at Arkansas State 10/27/01

### Receiving Yards

221	Lacy (Idaho) at Middle Tennessee 10/6/01
181	Newson (Middle Tennessee) vs NMSU 10/27/01
160	Calico (Middle Tennessee) vs Idaho 10/6/01

### Receptions

15	Lacy (Idaho) at Middle Tennessee 10/6/01
14	Dugas (ULL) at Arkansas State 10/13/01
12	Newson (Middle Tennessee) vs NMSU 10/27/01

### Receiving TDs

3	Calico (Middle Tennessee) vs Idaho 10/6/01
---	--

### Longest Reception

70	Lacy (Idaho) vs UL-Monroe 11/3/01
69	Joyner (Middle Tennessee) vs TSU 9/8/01
69	Powell (Arkansas State) vs Jack'ville St. 9/22/01

### Longest Field Goal

57	Ball (North Texas) vs Arkansas St. 10/20/01
49	Ball (North Texas) at NMSU 11/3/01
49	Stamps (Idaho) vs North Texas 11/17/01
49	McPherson (Arkansas St.) vs Nicholls St. 11/22/01

### Punting Average

50.7	Billings (MT) vs Idaho (10/6/01)
------	----------------------------------

### Kickoff Returns

9	Lufkins (NMSU) at New Mexico (11/24/01)
---	---

# 2001 Honor Roll

## 2001 Sun Belt Football Awards

**Sun Belt Player of the Year**  
Wes Counts, MT

**Offensive Player of the Year**  
Dwone Hicks, MT

**Defensive Player of the Year**  
Brad Kassell, UNT

**Freshman of the Year**  
Ja'Mel Branch, UNT

**Newcomer of the Year**  
Kevin Galbreath, UNT

**Coach of the Year**  
Darrell Dickey, UNT

### 2002

Team	SBC	Overall
Middle Tennessee .....	5-1	8-3
North Texas .....	5-1	5-6
New Mexico State .....	4-2	5-7
Louisiana-Lafayette .....	2-4	3-8
Arkansas State .....	2-4	2-9
Louisiana-Monroe .....	2-4	2-9
Idaho .....	1-5	1-10



## 2001 All-Sun Belt Conference Teams

### First Team Offense

Pos.	Player	School
OL	Garry Johnson	ASU
OL	J.R. Randle	UNT
<b>OL</b>	<b>Brandon Westbrook</b>	<b>MT</b>
OL	Tony Wragge	NMSU
OL	Nick Zuniga	UNT
TE	Jeff Muenchow	UNT
<b>QB</b>	<b>Wes Counts</b>	<b>MT</b>
WR	Chris Lacy	UI
<b>WR</b>	<b>Kendall Newson</b>	<b>MT</b>
<b>RB</b>	<b>Dwone Hicks</b>	<b>MT</b>
RB	*Kevin Galbreath	UNT
PK	Jason Ball	UNT
KR/PR	James Hickenbotham	ASU

\*-unanimous selection

### Second Team Offense

Pos.	Player	School
OL	Glen Elarbee	MT
OL	Shalimar Jackson	NMSU
OL	Jonathon Raush	ULL
OL	Jake Scott	UI
OL	Matt Turney	UNT
TE	Jerry Pegues	ASU
<b>QB</b>	<b>K.C. Enzminger</b>	<b>NMSU</b>
	John Welsh	UI
WR	Nick Dugas	ULL
WR	George Marshall	UNT
RB	Jonathan Adams	ASU
RB	Kenton Keith	NMSU
PK	Dario Aguiniga	NMSU
KR/PR	Tony Lukins	NMSU
	Reshard Lee	NMSU

### First Team Defense

Pos.	Player	School
DL	*Brandon Kennedy	UNT
DL	Donald Malveau	ULM
DL	Joe Olivo	NMSU
<b>DL</b>	<b>Tanaka Scott</b>	<b>MT</b>
LB	*Brad Kassell	UNT
<b>LB</b>	<b>Scotty Brown</b>	<b>MT</b>
LB	D'Wayne Taylor	NMSU
<b>DB</b>	<b>Jykin Bradley</b>	<b>MT</b>
DB	Jonas Buckles	UNT
DB	Siddeeq Shabazz	NMSU
DB	Charles Tillman	ULL
P	Jason Ball	UNT

\*-unanimous selection

### Second Team Defense

Pos.	Player	School
DL	Jonathan Bradley	ASU
DL	Brandon Kania	UI
DL	Alex Pahulu	UNT
DL	Ron Paris	UNT
LB	Ross Brupbacher	ULL
LB	Maurice Sonnier	ULM
LB	Cody Spencer	UNT
DB	Dedrick Buckles	ULM
DB	Kyries Hebert	ULL
DB	Craig Jones	UNT
DB	Michael Woods	MT
P	Robert Billings	MT

## All-Sun Belt Honors (cumulative)

### 2001


**First Team:** Wes Counts, qb; Dwone Hicks, rb; Kendall Newson, wr; Brandon Westbrook, ol; Tanaka Scott, de; Scotty Brown, lb; Jykin Bradley, db.

**Second Team:** Glen Elarbee, ol; Michael Woods, fs; Robert Billings, p.


**Player of the Year:** Wes Counts, qb

**Offensive Player of the Year:** Dwone Hicks, rb

**Players of the Week:** Dwone Hicks (9/3), Wes Counts (9/24, 10/8), Reshard Lee (10/1), Kendall Newson (10/29), Jykin Bradley (9/3), Scotty Brown (9/24, 10/1, 11/19), Robert Billings (9/24, 10/1)



Offensive Player of the Year



SBC Player of the Year

# 2001 Team Results

## Arkansas St. (2-9, 2-4 SBC)

Sept. 1	at Georgia	L, 17-45
Sept. 8	at Baylor	L, 3-24
Sept. 22	Jacksonville State	L, 28-31
Oct. 6	Mississippi	L, 17-35
Oct. 13	*Louisiana-Lafayette	W, 26-20
Oct. 20	*at North Texas	L, 0-45
Oct. 27	*Idaho	W, 34-31
Nov. 3	*at Middle Tennessee	L, 6-54
Nov. 10	*at New Mexico State	L, 17-28
Nov. 17	*Louisiana-Monroe	L, 7-16
Nov. 22	Nicholls State	L, 22-28

## Idaho (1-10, 1-5 SBC)

Aug. 30	Washington State <sup>^</sup>	L, 7-36
Sept. 8	at Arizona	L, 29-36
Sept. 22	at #13 Washington	L, 3-53
Sept. 29	Boise State <sup>^</sup>	L, 13-45
Oct. 6	*at Middle Tennessee	L, 58-70
Oct. 13	*at New Mexico State	L, 39-46
Oct. 20	*Louisiana-Lafayette <sup>^</sup>	L, 37-54
Oct. 27	*at Arkansas State	L, 31-34
Nov. 3	*Louisiana-Monroe#	W, 42-38
Nov. 17	*North Texas#	L, 27-50
Nov. 24	at Montana	L, 27-33 (2OT)

<sup>^</sup>=Martin Stadium (Pullman, Wash.)

#=Kibbie Dome (Moscow, Idaho)

## UL-Lafayette (3-8, 2-4 SBC)

Sept. 1	Nicholls State	W, 20-0
Sept. 8	at Minnesota	L, 14-44
Sept. 22	Southern Mississippi	L, 10-35
Sept. 29	*Middle Tennessee	L, 9-26
Oct. 6	at Arizona State	L, 27-63
Oct. 13	*at Arkansas State	L, 20-26
Oct. 20	*at Idaho	W, 54-37
Oct. 27	*Louisiana-Monroe	W, 17-12
Nov. 10	*at North Texas	L, 17-42
Nov. 17	*New Mexico State	L, 46-49
Nov. 24	at Central Florida	L, 0-31

## UL-Monroe (2-9, 2-4 SBC)

Sept. 1	Sam Houston State	L, 9-20
Sept. 8	at #2 Florida	L, 6-55
Sept. 22	*Middle Tennessee	L, 20-38
Sept. 29	*New Mexico State	L, 0-31
Oct. 6	*North Texas	W, 19-17

Oct. 20	at Central Florida	L, 6-38
Oct. 27	*at UL-Lafayette	L, 12-17
Nov. 3	*at Idaho	L, 38-42
Nov. 10	Troy State	L, 12-44
Nov. 17	*at Arkansas State	W, 16-7
Dec. 1	at Cincinnati	L, 10-42

## Middle Tennessee (8-3, 5-1 SBC)

Aug. 30	at Vanderbilt	W, 37-28
Sept. 8	Troy State	W, 54-17
Sept. 22	*at Louisiana-Monroe	W, 38-20
Sept. 29	*at Louisiana-Lafayette	W, 26-9
Oct. 6	*Idaho	W, 70-58
Oct. 13	*at North Texas	L, 21-24
Oct. 20	at Mississippi	L, 17-45
Oct. 27	*New Mexico State	W, 39-35
Nov. 3	*Arkansas State	W, 54-6
Nov. 10	at LSU	L, 14-30
Nov. 17	Connecticut	W, 38-14

## New Mex. St. (5-7, 4-2 SBC)

Aug. 23	at Louisville	L, 24-45
Sept. 1	at #6 Texas	L, 7-41
Sept. 8	#22 Oregon State	L, 22-27
Sept. 22	at #12 Kansas State	L, 0-64
Sept. 29	*at Louisiana-Monroe	W, 31-0
Oct. 6	at Tulsa	W, 24-7
Oct. 13	*Idaho (HC)	W, 46-39
Oct. 27	*at Middle Tennessee	L, 35-39
Nov. 3	*North Texas	L, 20-22
Nov. 10	*Arkansas State	W, 28-17
Nov. 17	*at Louisiana-Lafayette	W, 49-46
Nov. 24	at New Mexico	L, 0-53

## North Texas (5-6, 5-1 SBC)

Sept. 1	TCU	L, 5-19
Sept. 8	at #3 Oklahoma	L, 10-37
Sept. 22	Texas Tech <sup>^</sup>	L, 14-42
Sept. 29	at South Florida	L, 10-28
Oct. 6	*at Louisiana-Monroe	L, 17-19
Oct. 13	*Middle Tennessee	W, 24-21
Oct. 20	*Arkansas State	W, 45-0
Nov. 3	*at New Mexico State	W, 22-20
Nov. 10	*Louisiana-Lafayette	W, 42-17
Nov. 17	*at Idaho	W, 50-27
Dec. 1	at Troy State	L, 16-18

<sup>^</sup>=Texas Stadium (Irving, Texas)

## Sun Belt vs. Non-conference

OVERALL	5-31
Big 10	0-1
Minnesota	0-1
Big 12	0-5
Baylor	0-1
#12 Kansas State	0-1
#3 Oklahoma	0-1
#5 Texas	0-1
Texas Tech	0-1
Conference USA	0-4
Cincinnati	0-1
Louisville	0-1
Southern Mississippi	0-1
TCU	0-1
Mountain West	0-1
New Mexico	0-1
Pacific-10	0-5
Arizona	0-1
Arizona State	0-1
#12 Oregon State	0-1
#13 Washington	0-1
Washington State	0-1
Southeastern	1-5
#2 Florida	0-1
Georgia	0-1
LSU	0-1
Mississippi	0-2
Vanderbilt	1-0
Western	1-1
Boise State	0-1
Tulsa	1-0
Division I-A Independents	2-5
Central Florida	0-2
Connecticut	1-0
South Florida	0-1
Troy State	1-2
Division I-AA	1-4
Jacksonville State	0-1
Montana	0-1
Nicholls State	1-1
Sam Houston State	0-1





MIDDLE TENNESSEE STATE COLLEGE  
MURFREESBORO, TENNESSEE

# HIS STORY

SATURDAY, OCTOBER 6, 1951  
7:30 P. M.

# Through the Years

## A Decade-by-Decade Review of MT Football

### 1910s

● In 1912, the Middle Tennessee Normal School strapped up and donned the pads for the first time as L.E. (Mutt) Weber, a student no less, coached the Normals or Pedagogues depending on who you ask. Although it is unlikely that this group of men actually played an organized game against another institution (since no records exist), the foundation for football had been laid on the campus of the Normal School in Murfreesboro.

● By 1913, a buzz had been created by a group of young men forming a football team the previous year which prompted the administration to appoint an official coach for the team. Alfred B. Miles, a Biology and Physiology professor, took over the reins of the football team. In 1913, the Normal School would play its first official game, a 47-0 win against MBA. Although it's unknown what level of talent the team played, they went on to a 5-1-1 record including a tie over Vanderbilt's "B" squad.

● The following season, the Normal School rolled to an undefeated season, winning five straight games after a tie against Cumberland in the opener.

● In 1917, Miles would leave the school due to World War I. Although he would return in 1919, a young man by the name of Johnny "Red" Floyd would take over for Miles that season. Interestingly enough, Floyd was a football player at Vanderbilt at the time. However, no football was played at Vanderbilt that year.

● In his first season as a football coach, Floyd led the Normal school to an undefeated season at 7-0.


● No football would be played in 1918 due to the war and Floyd would return to Vanderbilt the following season. Miles also returned in 1919 to coach the team once again and led the Normals to their second straight undefeated season and third in the program's six years of play.

### 1920s

● Miles did continue to coach the team through the early part of the decade, but his final year would come in 1923. Miles was credited with a 34-15-4 record as the Normal School's first officially recognized coach.

● Guy Stephenson would coach the team in 1924 and 1925. Although Stephenson produced only a 4-9-2 record, he did give the school its first win over an opponent which we would refer to as Division I in today's terms with a 57-7 win over Memphis State.

● In the final game of the 1925 season, the Middle Tennessee Teachers College (as it would be known from 1925-1942) would take its longest road trip of the team's existence. The Normals



Johnny "Red" Floyd Stadium was constructed in 1933 as Horace Jones Field. The facility had portable bleachers for about the first 15 years until a major renovation put concrete grandstands in place in the late 1940s.

made their way to central Florida to take on Stetson. The Hatters won the game 10-0 that was played on the natural surface of sand.

● In 1926, Frank Faulkinberry began his first season at the helm. Not only did Faulkinberry serve as football coach, he was also the school's basketball and baseball coach, as well as a professor. He produced an overall 32-24-4 record during his seven years as the head coach.

● In a game against North Alabama in 1927, 76 points were put up by MTSTC, which still stands as the most points scored in one game.

● In 1929, the football team would play its first ten-game schedule going 6-3-1 on the season.

### 1930s

● The 1930s gave way to definitive change within the football program. In 1933, the team had a new place to play their home games, Horace Jones Field. E.M. Waller would coach the team for the next two years.

● After witnessing a 70-71 loss to Murray State, Horace Jones - although he never played or coached football - helped initiate the recruiting of football players. His first recruit...Charles Murphy.

● In 1934, *The Daily News Journal* held a contest to give the school a specific nickname. The Pedagogues, Normals, and Teachers had all been used. Charles Sarver, a member of the football team, won the \$5 dollar contest with the name Blue Raiders. Sarver had been a fan of Colgate who were the Red Raiders and substituted the school's blue for Colgate's red.

● In 1935, the season saw the return of Johnny "Red" Floyd. As in his first stint in 1917, Floyd led the Blue Raiders to another undefeated season including revenge over Murray and a win over Tennessee Tech for the first time in seven years.

● Floyd's first loss as a head coach would not come until the following year in the opener against Vanderbilt.

● The 1937 season saw the Blue Raiders play a 13-13 tie against rival Tennessee Tech. At the end of the season, unsatisfied by the tie, the two teams decided to play a second game. The Blue Raiders won 29-0. Middle Tennessee also reached the 100 win plateau that season with a 19-0 victory over Austin Peay.

● Floyd retired following his only losing season in 1938.

### 1940s

● Horace Jones Field was given a face-lift in 1940, when expansion added permanent concrete grandstands.

● The school's name would be changed again in 1943 to Middle Tennessee State College, however, no football would be played from 1943-45 due to World War II.

● In 1947, the winningest coach to ever walk the sidelines of Horace Jones Field began the first of his 22 years leading the Blue Raiders. Charles "Bubber" Murphy led his team to a 9-1 record that first year.

- Although he had to weather the criticism after switching the offensive system to the wing-T the following year, which produced a mediocre mark, Murphy led the team to the first of his four undefeated seasons the next year.

## 1950s

- The 1950 season produced the first all-American selections in the schools' history. Fullback Max Arnold, halfback Maxie Runion, and guard Charles Lyons became the first.

- On November 18, 1950 Middle Tennessee traveled by plane for the first time in school history as the team flew to Beaumont, TX., to face Lamar Tech. The Blue Raiders won the game 27-0. Maxie Runion, the All-American halfback took a one week train ride because he was afraid to fly. He returned a punt for a touchdown in the win.


- In 1952, Middle Tennessee joined the Ohio Valley Conference. Bobby Young, Howard Alsup, and Garnett Rather became the first Blue Raiders to be selected to the All-Conference team.

- The Blue Raiders won their first conference title with a 5-0 OVC record in 1956. Fullback Terry Sweeney earns All-American honors and the team makes their first bowl appearance - a 27-13 loss to Sam Houston State - in the Refrigerator Bowl.

- Charles Murphy's 1957 team won their second straight OVC Championship and capped a perfect 10-0 season by shutting out Tennessee Tech 22-0. In the process, MT records win number 200 against Chattanooga 20-6. Ends Jerry Hurst and G.E. McCormack, and tackle Ralph Massey all earned All-American honors.

- The Blue Raiders make it three years in a row when they share the OVC title with Tennessee Tech in 1958.

- In 1959, with Middle Tennessee and Tennessee Tech tied at 5-0 in conference play, the two rivals battled to a 21-21 tie as the teams shared the OVC crown for a second consecutive season. It



**Maxie Runion joined Max Arnold and Charlie Lyons as the first all-Americans in school history. All three were honored in 1950.**

was also the fourth straight conference title for the Blue Raiders.

- Middle Tennessee picked up its first bowl victory in the Tangerine Bowl (now called the Citrus Bowl) with a 21-12 win over Presbyterian capping an 11-0-1 season.

## 1960s

- The decade is Middle Tennessee's most prolific as the Blue Raiders won 75 of their 105 games (winning percentage of .714).

Prior to the 1960 season, Horace Jones Field was expanded to seat 10,000.

- For the second time in three seasons, Middle Tennessee would play in the Tangerine Bowl in 1961, but were defeated by Lamar Tech.

- In 1962, the Blue Raiders shared the OVC title with Morehead State, Eastern Kentucky, and East Tennessee State.

- End George Dykes (1963), halfback Jimbo Pearson (1964), and Keith Atchley (1965) earned All-American Honors.

- The 1964 squad won the OVC title and played in their final bowl game to date, a 20-0 win in the Grantland Rice Bowl over Muskingum.

- In 1965, Middle Tennessee State College acquires university status.

- Charles Murphy led the 1965 team to his fourth and final undefeated season as well as his seventh OVC Championship. Teddy Morris and Keith Atchley become co-OVC Players of the Year - the first Blue Raiders to win this honor.

- At the end of the 1965 season, Teddy Morris leaves the University as the most prolific passer in school history. Following the season, Morris' number 14 becomes the first and only number to be retired at Middle Tennessee.

- The opening game of the 1967 season saw the Blue Raiders play Navy Pensacola, a team of former college all-stars. The Naval team was led by 1963 Heisman Trophy winner Roger Staubach. In the 28-7 victory, the Blue Raiders held Staubach to 16 of 45 passing for 137 yards and three interceptions - all by Mike Matheny.

- In 1968, Charles Murphy endured his only losing season in his 22 years as the head coach and resigns with 16 conference titles and as the winningest coach in Blue Raider history at 155-63-8, a win percentage of .704.


## 1970s

- Three different coaches would lead the Blue Raiders from 1969 to 1978 with Bill Peck recording the best tenure with a 25-23 record in five seasons.

- Middle Tennessee reaches the 300 win mark with a 24-6 victory over Austin Peay on October 21, 1972.

- The Nashville Banner names Teddy Morris as the Offensive Player of the Decade for the 1960s.

- On September 8, 1973, the Blue Raiders played their first-ever game against in-state rival Tennessee State at Vanderbilt's Dudley Field.



**Coach "Bubber" Murphy is the all-time winningest coach in school history with a mark of 155-63-8.**

- Due to the use of Horace Jones Field by Riverdale and Oakland High Schools, Middle Tennessee installs artificial turf. The first game on the new surface was a 23-13 win over Tennessee-Chattanooga on Oct. 2, 1971.

Following a stellar career, Ray Oldham becomes the first Blue Raider to be selected in the NFL draft in 1973 going in the eighth round to the Baltimore Colts.

- Mike Moore is named OVC Player of the Year in 1975 and earns All-American status the following season.

- Charles Murphy, Teddy Morris, and Horace Jones become the first inductees in the Blue Raider Hall of Fame in 1976.

- After reclassification of the football structure by the NCAA in 1978, Middle Tennessee played its first game against a Division "I-A" team - Tennessee State, who was classified "I-A" from 1978 to 1981, a 13-6 loss on September 2, 1978.

- Prior to the 1979 season, James "Boots" Donnelly became the twelfth man to coach the Blue Raiders.

## 1980s

- The 1980s would see the football program produce more talent than in any other decade. Five All-Americans and seven OVC Players of the Year played on the Horace Jones carpet.

- Roger Carroll (1983), Kelly Potter (1984), Don Griffin (1984), and Don Thomas (1988) earned All-American honors.

- OVC Player of the Year honors went to: Dennis Mix (1982), Vince Hall and Randy Carr (1984), Marvin Collier and Don Griffin (1985), Don Thomas (1988), and Anthony Coleman (1989).

- James Griffin was selected in the seventh round of the 1983 NFL draft by the Cincinnati Bengals.

- In 1984, Boots Donnelly led the Blue Raiders.

ers to their first ever I-AA playoff appearance. Middle Tennessee reached the semifinals after defeating Eastern Kentucky (27-19) and Indiana State (42-41, 3 OT) before losing to Louisiana Tech (21-13). The team set a school record with 11 wins with the win over Indiana State.

- The 1985 team posted 11 wins again on their way to the OVC Championship, a second straight playoff appearance and the number one ranking in the nation. However, Georgia Southern knocked the Blue Raiders out of the playoffs in the first round.

- Don Griffin (1986) and Tony Burse (1987) were selected in the sixth and seventh rounds, respectively by San Francisco and Seattle.

- On September 21, 1989, Middle Tennessee played one of its most infamous games in school history. The game scheduled in Statesboro, GA against Georgia Southern went on as planned despite the effects of approaching Hurricane Hugo. Coined the Hurricane Bowl, the Blue Raiders fell to the Eagles 26-0 in a driving rain with wind gusts up to 50 mph.

- Middle Tennessee won the OVC in 1989 and returned to the playoffs where they defeated Appalachian State 24-21 in the first round, setting up a rematch with Georgia Southern. The Eagles ended the Blue Raiders season for the second time in five years on their way to the National Championship.

## 1990s

- The 1990 Blue Raiders won their second straight OVC title and collected 11 wins for the third time in school history. The eleventh was a first-round playoff win over Jackson State. Boise State would end the Blue Raiders season with a 20-13 win in the quarterfinals.

- The 1990 team also helped the program reach another milestone - 400 wins. Number 400 came on September 22, 1990, against Western Kentucky 20-7.

- In 1991, Middle Tennessee had to endure an unusual schedule which gave the team only three home games. The team got an addition when the University was granted a first round playoff game by the NCAA.

- One of the road games that season included a trip to Tallahassee, FL, to face the number one team in the nation, the Florida State Seminoles. Although MT kept the game interesting for 30 minutes, the Seminoles pulled away from their slim 20-10 halftime lead to win the game by a final score of 39-10.



**Don Griffin, who had 13 career interceptions, was a sixth round NFL pick in 1986.**

- The first round playoff game at Horace Jones Field in 1991 marked the third straight year Middle Tennessee advanced to the playoffs. In overtime, Middle Tennessee edged into the second round with a 20-19 victory over Sam Houston State. The season would end in the second round once again to conference nemesis Eastern Kentucky.

- Tailback Joe Campbell became the first two-time All-American at Middle Tennessee earning the honors in 1990 and 1991. Campbell also shared OVC Player of the Year with defensive back Marty Carter.

- Carter became the fifth Blue Raider to be selected in the NFL draft when he was taken in the eighth round by Tampa Bay in 1991.

- Middle Tennessee's first road game of the 1992 season led the team to Lincoln, NE, to face the nation's number one team for a second consecutive year. MT held the potent Nebraska option offense to only two first half touchdowns and a slim 14-7 lead at halftime. Nebraska's superior depth and size advantage proved to be too much and the Cornhuskers rolled to a 48-7 win.

- The 76,194 in attendance in Nebraska's Memorial Stadium remains the largest crowd to witness a Middle Tennessee game.

- On October 3, 1992, the Blue Raiders played their second Division I-A team of the season. MT upset Northern Illinois by a score of 21-13. The win marked the first time a Blue Raider team had defeated a I-A team since the football reclassification by the NCAA in 1978.

- November 14, 1992, Middle Tennessee recorded its largest margin of victory with a 70-0 win over Morehead State.

- Steve McAdoo becomes Middle Tennessee's second two-time All-American in 1992.

- For the fourth consecutive year, Middle Tennessee would advance to the I-AA playoffs and would lose in the second round. The Blue Raiders advanced to round two after a 35-10 victory over Appalachian State where they lost to the eventual national champs, Marshall, by a score of 35-21.

- Mike Caldwell was named 1992 OVC Player of the Year and was selected in the third

## "BOOTSISMS"

There is no question that football has its own specialized language, but former Blue Raider Head Coach Boots Donnelly had his own glossary of colorful phrases to capture the essence of the moment. These phrases are called "Bootsisms" and we have captured a few - of the many - for your viewing.

### "He can catch lightning"

This is Donnelly's way of describing a player that's fast.

### "Top drawer-Broadway"

This describes the elite programs around the country.

### "Stay in the buggy when the horse rears up"

This means hanging in there when the game gets tough.

### "Don't spit out the bit"

See previous definition.

### "Go nose-to-nose, jaw-to-jaw, and belly-to-belly"

Indicates a game the coach expects to be hard-fought and eventually won in the trenches.

### "They've got the bottle and the cork"

Quite the compliment to the opposition. Means team has good players at every position.

### "We're like a mule in the Kentucky Derby. We may not win, but the association will do us good"

Used before playing a nationally-ranked opponent.

### "He's wired 220"

Describes a fired up player.

### "He throws it like a Scud missile"

Indicates that the quarterback can knock down a wall with his passes. He's just not sure which wall.

### "We've got to step up to the licking block"

A challenge lies ahead. We must be ready.

### "What's wrong with these people? We're right on time - 15 minutes early"

This is used when the plane lands and the buses aren't there to pick up the team. There's a difference between real time and Donnelly time.



round by the Cleveland Browns. As the 83rd overall selection, Caldwell remains the highest Blue Raider to be selected in the NFL.

- Walter Dunson was also drafted in '92 in the fifth round by the San Diego Chargers marking the first time in Middle Tennessee history two players were selected in the NFL draft in the same year.

- On September 4, 1993, MT played outside of the continental United States for the first time at the University of Hawaii. The Rainbows defeated Middle Tennessee, 35-14.

- The 1994 Blue Raiders returned to the playoffs but were eliminated by Marshall for the second time in three years.

- Kippy Bayless became Middle Tennessee's first two-time OVC Player of the Year winning the honor in back-to-back seasons in 1993 and 1994.

- During March of 1993, the Steering Committee submits a plan for intercollegiate athletics entitled "Moving to the Highest Level", a plan to move up to Division I-A in football.

- On August 24, 1995, a \$25 million stadium expansion is announced. Five days later, the university announces that the football program will move to Division I-A.

- On May 31, 1996, the OVC, by a 9-0 vote, allows MT to leave the OVC in football to compete as a Division I-A Independent. In December, Athletic Director Lee Fowler announces the move to I-A will be delayed until 1999.

- Following the 1997 season, Jonathan Quinn becomes a third-round draft pick of the Jacksonville Jaguars as the 86th overall selection.


- On September 5, 1998, Middle Tennessee opens the newly renovated Floyd Stadium against Tennessee State. A Middle Tennessee and OVC record crowd of 27,568 witnessed a thrilling 28-27 win by the Blue Raiders.

- After 20 seasons at the helm of the Blue Raiders, Boots Donnelly announced on September 30, 1998 that he will retire from coaching at the end of the season.

- December 8, 1999, Andy McCollum is named Middle Tennessee's head coach to lead the Blue Raiders into Division I-A.

- On September 1, 1998, Middle Tennessee was officially recognized as a Division I-A member by the NCAA in a ceremony held at Floyd Stadium. MT becomes one of only 114 schools in America competing at the highest level.

- The Blue Raiders traveled to Starkville, MS on September 4, 1999 to play their first-ever game as a Division I-A member against SEC power Mississippi St. The Bulldogs won the contest 40-7.



**Joe Campbell became the first two-time All-American in Blue Raider history with back-to-back honors in 1990 and 1991.**

- Two weeks later on September 18, Middle Tennessee got their first win as a Division I-A team with a 52-42 shootout win over I-AA Wofford.

- On November 4, 1999, Middle Tennessee accepted an invitation to move all its athletic teams to the Sun Belt Conference effective July 1, 2000. This move ended a 48-year association with the Ohio Valley Conference.

- On November 13, 1999, Central Florida became the first Division I-A opponent to travel to Middle Tennessee for a game at Floyd Stadium. MT fell to the Golden Knights 39-10.

- Middle Tennessee completed its first year at the Division I-A level with a win over East Tennessee State which gave the Blue Raiders a 3-8 record in its first I-A season.

## 2000s

- On October 7, 2000, sophomore running back Dwone Hicks shattered the school's single-game rushing mark with 311 yards and six touchdowns in a home win against Louisiana Tech. The effort was recognized on ESPN and earned him Independent Player of the Week honors by *College Football News*.

- Middle Tennessee, in just its second year of I-A football, recorded a winning season with a 41-38 (2OT) victory against Louisiana-Lafayette at home on Nov. 18, 2000.

- For his team's efforts in 2000, Andy McCollum was named the Tennessee Sports Writers Association Coach of the Year.

- Middle Tennessee made history on Aug. 30, 2001 by traveling up the road to Nashville and upsetting rival Vanderbilt, 37-28. The win marked the Blue Raiders' first-ever victory over the Commodores and the first over a team from the SEC.

- The Sept. 24 issue of *Sports Illustrated* listed Dwone Hicks as a Dark Horse Heisman Trophy candidate.

- Middle Tennessee entered the NCAA record books on Oct. 6, 2001 for the most combined points by two teams in a single game. The Blue Raiders defeated Idaho at Floyd Stadium 70-58 after leading 42-10 at the half. In all, the two teams combined for 128 points, 1,445 total yards of of-

fense; 18 touchdowns, 67 first downs, and 166 of-fensive plays.

- The greatest comeback victory in school history occurred on Oct. 27, 2001 against New Mexico State. The Blue Raiders entered the fourth quarter down 24 points, but managed to score on every offensive possession the rest of the way to eek out a 39-35 victory. In the fourth quarter alone, quarterback Wes Counts completed 13 of 16 passes for 218 yards, while receiver Kendall Newson hauled in seven passes for 119 yards.


- On Nov. 3, 2001, Middle Tennessee clinched a Sun Belt Conference co-championship by defeating Arkansas State, 54-6, at Floyd Stadium.

- On January 15, 2002, former Blue Raider Hall of Fame football coach James "Boots" Donnelly was named the school's fifth full-time athletic director.

- For the second time in three I-A seasons, Head Coach Andy McCollum was tabbed the 2001 Tennessee Sports Writers Association Coach of the Year. McCollum guided the Blue Raiders to an impressive 8-3 mark and a league championship.

- Middle Tennessee kicked off its first-ever Heisman Trophy promotional campaign in April of 2002 for Dwone Hicks.

- On April 21, wide receiver Kendall Newson became the first drafted player since Sulecio Sanford was taken in the seventh round by the Chicago Bears in 1999. Newson was picked in the seventh round by the Jacksonville Jaguars as the 222nd selection overall.



**Kendall Newson was taken in the seventh round of the NFL Draft by the Jaguars to become the first drafted player in the I-A era at MT.**

# Blue Raider Scoreboard

## Year-by-Year Scores

### ALL-TIME RECORD

477-320-27 (.595)

Middle Tennessee football actually began in 1912, but there are no records of the games. L. E. (Mutt) Weber, a student, was the first coach.

#### 1913 (5-1-1)

**Coach: Alfred B. Miles**

MBA	W 47-0
Bowen	W 29-0
at Fitzgerald & Clark	W 32-0
Vanderbilt "B"	T 0-0
Vanderbilt Meds	W 16-14
Hume-Fogg	W 33-0
at Morgan	L 7-34

#### 1914 (5-0-1)

**Coach: Alfred B. Miles**

at Cumberland	T 0-0
Vanderbilt "B"	W 9-6
Morgan	W 30-0
Western Ky	W 47-0
Castle Heights	W 21-7
Vanderbilt Meds	W 25-0

#### 1915 (2-3-1)

**Coach: Alfred B. Miles**

at Vanderbilt	L 0-51
Cumberland	T 0-0
at Castle Heights	W 20-0
Chatt. Central	L 0-20
Vanderbilt "B"	L 0-14
SW Presbyterian	W 14-7

#### 1916 (5-2-0)

**Coach: Alfred B. Miles**

at Chattanooga	L 7-20
Sewanee	L 7-10
Castle Heights	W 20-0
Cumberland	W 49-0
at SW Presbyterian	W
Chatt. Central	W 14-0
Vanderbilt "B"	W 14-0

#### 1917 (7-0-0)

**Coach: Johnny (Red) Floyd**

Sewanee Military Acad.	W 33-0
Sewanee "B"	W 38-0
at Vanderbilt "B"	W 13-0
at Tennessee Tech	W 26-0
at Castle Heights	W 31-0
at Baylor (Chatt.)	W 32-0
at Bedford Co. Stars	W 28-0

#### 1918 No Football (WW I)

#### 1919 (6-0-0)

**Coach: Alfred B. Miles**

Chattanooga	W 49-0
Vanderbilt Meds	W 17-0
Union (Tenn.)	W 41-6
at Cumberland	W 41-0

(Only scores available)

#### 1920 (4-1-0)

**Coach: Alfred B. Miles**

Bethel (Ky.)	W 28-0
Maryville	W 33-14
Bethel (Ky.)	W 44-0
Vanderbilt	L 0-34
at Vanderbilt Meds	W 21-6

#### 1921 (3-2-1)

**Coach: Alfred B. Miles**


at Vanderbilt	L 0-34
---------------	--------



**Alfred B. Miles**  
1913-16; 1919-23  
(35-16-4)  
(.672)



**Johnny "Red" Floyd**  
1917; 1935-38  
(30-8-1)  
(.782)



**Guy Stephenson**  
1924-25  
(4-9-2)  
(.333)



**Frank Faulkinberry**  
1926-32  
(33-26-4)  
(.555)

Sewanee "B"	W 7-0
Vanderbilt "B"	W 14-13
at Tennessee Meds	L 0-20
Western Ky.	W 15-7
at Union (Tenn.)	T 0-0

#### 1922 (2-6-0)

**Coach: Alfred B. Miles**

at Vanderbilt	L 0-38
at Western Ky.	L 0-31
Bethel (Ky.)	L 0-9
Bryson	W 13-12
at Southwestern	W 7-0
Sewanee Frosh	L 0-19
Vanderbilt Frosh	L 0-25
at Union (Tenn.)	L 0-41

#### 1923 (3-1-0)

**Coach: Alfred B. Miles**

Bethel (Tenn.)	W 24-0
Evansville	W 51-12
Bethel (Ky.)	W 28-0
Nashville Central	L 6-20

#### 1924 (1-5-0)

**Coach: Guy Stephenson**

Bethel (Ky.)	L 0-13
Western Ky.	L 0-44
Tennessee Tech	L 0-6
Maryville	L 0-28
at Bethel (Tenn.)	W 14-0
at Cumberland	L 0-32

#### 1925 (3-4-2)

**Coach: Guy Stephenson**

at Vanderbilt	L 0-27
at Sewanee	L 0-53
Bryson	W 13-6
Western Ky.	T 7-7
at Tennessee Tech	T 0-0
Bethel (Tenn.)	W 30-12
at Murray State	L 0-6
Memphis State	W 57-7
Stetson	L 0-10

#### 1926 (4-2-1)

**Coach: Frank Faulkinberry**

at Vanderbilt "B"	W 12-0
Ogden (Ky.)	W 40-0
at Memphis State	W 27-0
Cumberland	W 23-7
Murray State	T 0-0
at Vanderbilt	L 0-69
at Sewanee	L 0-48

#### 1927 (6-2-0)

**Coach: Frank Faulkinberry**

Jacksonville St.	W 13-0
at Cumberland	W 19-0
Memphis State	W 47-6
at Union (Tenn.)	L 14-33
North Alabama	W 76-7
at Murray State	L 7-13
Tennessee Tech	W 13-0
Bryson	W 13-0

#### 1928 (2-4-1)

**Coach: Frank Faulkinberry**

Jacksonville St.	W 6-0
Cumberland	L 0-13
Western Ky.	L 0-19
at Memphis State	T 13-13
Murray State	L 6-14
Bethel (Tenn.)	W 32-0
at Tennessee Tech	L 12-25

#### 1929 (6-3-1)

**Coach: Frank Faulkinberry**

at Chattanooga	L 0-40
at Western Ky.	L 0-19
Cumberland	W 6-0
North Alabama	W 21-7
at Maryville	L 0-6
Vanderbilt Frosh	W 13-0
at Murray State	W 6-0
Sewanee Frosh	W 13-7
Piedmont	W 13-0
at Tennessee Tech	T 13-13

#### 1930 (5-5-1)

**Coach: Frank Faulkinberry**

at Vanderbilt	L 0-28
at Chattanooga	L 0-25
LMU	W 36-0
at Vanderbilt	L 0-13
North Alabama	W 18-0
at Western Ky.	L 7-13
at Tenn. Wesleyan	L 6-13
Murray State	W 19-0
Bethel (Tenn.)	W 27-0
at Piedmont	W 12-6
Tennessee Tech	T 0-0

#### 1931 (6-4-0)

**Coach: Frank Faulkinberry**

at Chattanooga	L 0-19
LMU	W 47-0
at UT Martin	W 20-0
at Bethel (Ky.)	W 25-0
at Western Ky.	L 0-12
Tennessee Wesleyan	W 26-6
at Murray State	L 7-13
Memphis State	W 15-0
Miami (Fla.)	W 20-0
at Tennessee Tech	L 7-19

#### 1932 (4-6-0)

**Coach: Frank Faulkinberry**

at Sewanee	L 0-12
at Maryville	L 6-12
UT-Martin	W 18-0
at Chattanooga	L 0-26
Western Ky.	L 7-21

Murray State	L 6-7
at Memphis State	W 6-0
Union (Tenn.)	W 14-7
Tennessee Tech	L 6-32
at Miami (Fla.)	W 7-0

**1933 (2-6-1)**

**Coach: E. M. Waller**

at Western Ky.	L 0-32
at Chattanooga	L 0-48
Jacksonville St.	T 0-0
Maryville	W 25-0
at Murray State	L 7-70
Memphis State	L 6-21
Cumberland	L 6-12
Union (Tenn.)	W
at Tennessee Tech	L 0-6

**1934 (2-7-0)**

**Coach: E. M. Waller**

Freed-Hardeman	W 18-0
at Chattanooga	L 0-9
at Cumberland	L 0-12
at Memphis State	L 0-18
Western Ky.	L 0-14
Union (Tenn.)	W 6-0
Murray State	L 0-12
at Maryville	L 6-13
at Tennessee Tech	L 0-12

**1935 (8-0-0)**

**Coach: Johnny (Red) Floyd**

Cumberland	W 13-6
North Alabama	W 20-0
at Union (Tenn.)	W 7-0
Memphis State	W 35-0
at Murray State	W 19-6
Western Ky.	W 7-0
Maryville	W 20-7
at Tennessee Tech	W 7-6

**1936 (7-1-0)**

**Coach: Johnny (Red) Floyd**

at Vanderbilt	L 0-45
North Alabama	W 12-0
Troy State	W 19-0
at Western Ky.	W 9-0
Murray State	W 19-14
at Memphis State	W 19-0
Austin Peay	W 27-0
Tennessee Tech	W 7-6

**1937 (6-1-1)**

**Coach: Johnny (Red) Floyd**

Memphis State	W 20-6
at Troy State	W 13-0
Jacksonville St.	W 27-0
at Murray State	L 14-21
Tennessee Tech	T 13-13
Austin Peay	W 19-0
Delta State	W 7-0
at Tennessee Tech	W 29-0

**1938 (2-6-0)**

**Coach: Johnny (Red) Floyd**

Jacksonville St.	W 13-0
Murray State	L 0-34
at Tennessee Tech	L 0-7
Tusculum	W 39-0
at Memphis State	L 7-26
Tenn. Wesleyan	L 6-12
at Delta State	L 0-25
Tennessee Tech	L 0-12

**1939 (2-5-1)**

**Coach: Herc Alley**

Jacksonville St.	T 6-6
Murray State	L 2-14
Memphis State	L 6-25
at Cumberland	L 6-14
Western Ky.	L 2-26
Troy State	W 14-7
Union (Tenn.)	W 13-0
at Tennessee Tech	L 3-20

**1940 (4-4-0)**

**Coach: E. W. Midgett**

Jacksonville St.	W 46-7
Austin Peay	W 35-6



**E.M. Waller**  
1933-34  
(4-13-1)  
(.250)



**Herc Alley**  
1939  
(2-5-1)  
(.313)



**E.W. Midgett**  
1940-42; 1946  
(17-12-3)  
(.578)

at Memphis State	L 7-14
Cumberland	W 13-0
at Western Ky.	L 0-13
at Union (Tenn.)	L 0-20
Murray State	L 0-18
Tennessee Tech	W 6-0

**1941 (4-3-1)**

**Coach: E. W. Midgett**

Western Ky.	L 7-15
Austin Peay	W 28-0
Gordon	W 26-0
Memphis State	W 13-12
at Delta State	W 26-6
at Murray State	L 6-34
Union (Tenn.)	T 14-14
at Tennessee Tech	L 0-6

**1942 (4-2-1)**

**Coach: E. W. Midgett**

at Memphis State	W 21-13
Troy State	W 20-0
Camp Forrest	W 26-7
Maryville	W 19-13
at Tampa	L 0-13
at Murray State	T 14-14
at Tennessee Tech	L 6-25

**1943-45  
No Football (WW II)**

**1946 (5-3-1)**

**Coach: E. W. Midgett**

Jacksonville St.	W 21-0
Milligan	T 0-0
at Union (Tenn.)	W 14-7
at Austin Peay	W 42-9
Cumberland	W 28-0
at Maryville	L 6-20
at Centre	L 10-18
Troy State	W 12-0
at Tennessee Tech	L 7-21

**1947 (9-1-0)**

**Coach: Charles Murphy**

at Southeast Missouri	W 12-0
Memphis State	W 20-0
at Milligan	W 7-0
Union (Tenn.)	W 19-6
at Austin Peay	W 33-0
at Cumberland	W 41-12
Maryville	L 6-13
at Troy State	W 41-17
East Tennessee	W 26-13
Tennessee Tech	W 19-0

**1948 (5-5-0)**

**Coach: Charles Murphy**

Southeast Missouri	W 20-7
at Maryville	W 13-12
at Union (Tenn.)	W 13-9
Arkansas State	W 14-7
Milligan	L 0-7
at East Tennessee	L 0-2
at Memphis State	L 0-13
Murray State	L 12-26
Cumberland	W 13-0
at Tennessee Tech	L 7-32

**1949 (8-0-1)**

**Coach: Charles Murphy**

Millington Navy	W 25-13
Maryville	W 45-13
Union (Tenn.)	W 32-18
at Arkansas State	W 25-12
at Milligan	W 19-0
East Tennessee	W 30-0
at North Alabama	W 54-16
at Murray State	T 7-7
Tennessee Tech	W 14-0

**1950 (9-2-0)**

**Coach: Charles Murphy**

Sept. 16 at Millington Navy	W 33-0
Sept. 23 at Vanderbilt	L 0-47
Sept. 30 Milligan	W 48-6
Oct. 7 at Union (Tenn.)	W 45-0
Oct. 13 Austin Peay	W 34-14
Oct. 20 Morehead State	L 7-31
Oct. 28 at East Tennessee	W 21-6
Nov. 4 North Alabama	W 26-6
Nov. 11 Murray State	W 34-14
Nov. 18 at Lamar Tech	W 27-0
Nov. 30 at Tennessee Tech	W 28-7

**1951 (7-2-2)**

**Coach: Charles Murphy**

Sept. 15 Carson-Newman	W 38-0
Sept. 22 at Vanderbilt	L 7-22
Sept. 29 Sewart AFB	W 46-6
Oct. 6 Union (Tenn.)	W 60-6
Oct. 13 at Austin Peay	W 27-6
Oct. 20 at Morehead State	W 33-13
Oct. 26 Emory & Henry	T 20-20
Nov. 3 at North Alabama	W 21-0
Nov. 10 at Murray State	L 7-19
Nov. 15 East Tennessee	W 45-0
Nov. 22 Tennessee Tech	T 14-14

**1952 (6-5-0)**

**Coach: Charles Murphy**

at Carson-Newman	W 19-7
at Western Ky.	L 19-33
Sewart AFB	W 18-0
at Chattanooga	L 13-39
Troy State	W 33-7
Morehead State	W 27-6
at Emory & Henry	L 7-27
North Alabama	L 18-34
Murray State	L 13-20
at East Tennessee	W 28-14
at Tennessee Tech	W 19-7

**1953 (7-4-0)**

**Coach: Charles Murphy**

Western Ky.	W 13-0
at Eastern Ky.	L 6-15
Sewart AFB	W 33-0
at Troy State	W 6-0
at Morehead State	W 14-0
Memphis State	W 26-20
at North Alabama	L 0-14
at East Tennessee	W 34-28
at Murray State	W 28-25
at Vanderbilt	L 13-31
Tennessee Tech	L 13-46

**1954 (4-4-2; 2-2-1 OVC)**

**Coach: Charles Murphy**

Sept. 18 Sewart AFB	W 52-0
Sept. 24 *Eastern Kentucky	L 0-26
Oct. 2 *at Western Kentucky	L 6-7
Oct. 8 Austin Peay	T 7-7
Oct. 16 *Morehead State	W 20-13
Oct. 23 at Memphis State	L 7-27

Oct. 30	North Alabama	.....	W
Nov. 6	*Murray State	.....	W
Nov. 13	at East Tennessee	.....	
Nov. 25	*at Tennessee Tech	.....	
*Ohio Valley Conference Games			

**1955 (7-2-1)**

**Coach: Charles Murphy**

Morris Harvey	.....	W 21-0
at Eastern Ky.	.....	W 21-0
Western Ky.	.....	W 25-13
at Austin Peay	.....	T 14-14
at Morehead State	.....	W 21-0
at Vanderbilt	.....	L 0-46
North Alabama	.....	W 25-21
at Murray State	.....	W 33-28
East Tennessee	.....	W 20-7
Tennessee Tech	.....	L 14-55

**1956 (7-3; 5-0 OVC)**

**Coach: Charles Murphy**

Sept. 15	at Morris Harvey	.....	L 0-6
Sept. 21	Austin Peay	.....	W 38-20
Sept. 29	*at Western Kentucky	.....	W 7-6
Oct. 6	*Eastern Kentucky	.....	W 26-19
Oct. 13	*Morehead State	.....	W 20-12
Oct. 27	at Vanderbilt	.....	L 13-23
Nov. 3	*Murray St.	.....	W 39-7
Nov. 10	at East Tennessee	.....	W 20-6
Nov. 22	*at Tennessee Tech	.....	W 26-6

**Refrigerator Bowl**

Dec. 1	Sam Houston St.	.....	L 13-27
*Ohio Valley Conference Games			

**1957 (10-0; 6-0 OVC)**

**Coach: Charles Murphy**

Sept. 14	at North Alabama	.....	W 26-0
Sept. 28	Jacksonville St.	.....	W 25-0
Oct. 4	*Western Kentucky	.....	W 26-7
Oct. 12	*at Eastern Kentucky	.....	W 35-14
Oct. 19	Chattanooga	.....	W 20-6
Oct. 26	*at Morehead State	.....	W 18-6
Nov. 2	at Austin Peay	.....	W 14-0
Nov. 9	*at Murray State	.....	W 22-0
Nov. 16	*East Tennessee	.....	W 33-7
Nov. 28	*Tennessee Tech	.....	W 22-0
*Ohio Valley Conference Games			

**1958 (8-2; 5-1 OVC)**

**Coach: Charles Murphy**

Sept. 20	Austin Peay	.....	W 12-0
Sept. 27	at Jacksonville St.	.....	W 18-6
Oct. 4	*Western Kentucky	.....	W 10-7
Oct. 10	*Eastern Kentucky	.....	W 14-0
Oct. 17	at Chattanooga	.....	L 7-18
Oct. 25	*Morehead State	.....	W 34-6
Nov. 1	North Alabama	.....	W 34-6
Nov. 8	*Murray State	.....	W 40-0
Nov. 15	*at East Tennessee	.....	W 27-20
Nov. 27	*at Tennessee Tech	.....	L 0-14
*Ohio Valley Conference Games			

**1959 (10-0-1; 5-0-1 OVC)**

**Coach: Charles Murphy**

Sept. 19	at Austin Peay	.....	W 36-0
Sept. 26	Jacksonville St.	.....	W 21-20
Oct. 3	*Western Kentucky	.....	W 37-2
Oct. 10	*at Eastern Kentucky	.....	W 14-6
Oct. 17	Chattanooga	.....	W 28-0
Oct. 24	*at Morehead State	.....	W 27-0
Oct. 31	at North Alabama	.....	W 34-26
Nov. 7	*at Murray State	.....	W 55-0
Nov. 14	*East Tennessee	.....	W 30-6
Nov. 26	*Tennessee Tech	.....	T 21-21

**Tangerine Bowl**

Jan. 1	Presbyterian	.....	W 21-12
*Ohio Valley Conference Games			

**1960 (5-5; 4-3 OVC)**

**Coach: Charles Murphy**

Sept. 17	Austin Peay	.....	W 6-0
Sept. 24	at Jacksonville St.	.....	L 0-19
Oct. 1	*at Western Kentucky	.....	L 13-20
Oct. 7	*Eastern Kentucky	.....	W 14-12
Oct. 14	at Chattanooga	.....	L 6-24
Oct. 22	*Morehead State	.....	W 28-0
Oct. 29	*North Alabama	.....	L 6-7
Nov. 5	*Murray State	.....	W 20-3
Nov. 12	*at East Tennessee	.....	W 14-6



**Charles Murphy**  
1947-68  
(155-63-8)  
(.704)



**Don Fuoss**  
1969  
(1-9-1)  
(.100)

Nov. 24	*at Tennessee Tech	.....	L 8-35
*Ohio Valley Conference Games			

**1961 (7-4; 5-1 OVC)**

**Coach: Charles Murphy**

Sept. 16	at Austin Peay	.....	W 40-7
Sept. 23	*at Morehead State	.....	W 19-14
Sept. 30	*Western Kentucky	.....	W 14-6
Oct. 7	*at Eastern Kentucky	.....	W 22-15
Oct. 14	Pensacola Navy	.....	L 7-12
Oct. 21	Chattanooga	.....	L 12-25
Oct. 28	at North Alabama	.....	W 13-3
Nov. 4	*at Murray State	.....	W 27-18
Nov. 11	*East Tennessee	.....	W 27-0
Nov. 23	*Tennessee Tech	.....	L 6-7

**Tangerine Bowl**

Dec. 29	Lamar Tech	.....	L 14-21
*Ohio Valley Conference Games			

**1962 (6-4; 4-2 OVC)**

**Coach: Charles Murphy**

Sept. 15	Austin Peay	.....	W 28-0
Sept. 22	*Morehead State	.....	W 7-0
Sept. 29	*at Western Kentucky	.....	W 17-0
Oct. 6	*Eastern Kentucky	.....	L 8-28
Oct. 13	at Pensacola Navy	.....	L 0-14
Oct. 20	at Chattanooga	.....	L 13-34
Oct. 27	North Alabama	.....	W 33-2
Nov. 3	*Murray State	.....	W 23-6
Nov. 10	*at East Tennessee	.....	L 12-20
Nov. 22	*at Tennessee Tech	.....	W 20-0
*Ohio Valley Conference Games			

**1963 (8-2; 6-1 OVC)**

**Coach: Charles Murphy**

Sept. 21	at North Alabama	.....	W 41-13
Sept. 28	UT-Martin	.....	W 21-14
Oct. 5	*Western Kentucky	.....	L 6-16
Oct. 12	*at East. Kentucky	.....	W 33-28
Oct. 19	Chattanooga	.....	L 0-7
Oct. 26	*at Morehead State	.....	W 27-7
Nov. 2	*at Austin Peay	.....	W 27-0
Nov. 9	*at Murray State	.....	W 14-7
Nov. 16	*East Tennessee	.....	W 23-0
Nov. 28	*Tennessee Tech	.....	W 21-14
*Ohio Valley Conference Games			

**1964 (8-2-1; 6-1 OVC)**

**Coach: Charles Murphy**

Sept. 19	North Alabama	.....	W 21-3
Sept. 26	at UT-Martin	.....	T 0-0
Oct. 3	*at Western Kentucky	.....	W 9-0
Oct. 10	*Eastern Kentucky	.....	W 20-13
Oct. 17	at Chattanooga	.....	L 14-19
Oct. 24	*Morehead State	.....	W 13-0
Oct. 31	*Austin Peay	.....	L 7-9
Nov. 7	*Murray State	.....	W 14-12
Nov. 14	*at East Tennessee	.....	W 14-9
Nov. 26	*at Tennessee Tech	.....	W 24-0

**Grantland Rice Bowl**

Dec. 12	Muskingum (Ohio)	.....	W 20-0
*Ohio Valley Conference Games			

**1965 (10-0; 7-0 OVC)**

**Coach: Charles Murphy**

Sept. 18	at North Alabama	.....	W 44-14
Sept. 25	UT-Martin	.....	W 24-14
Oct. 2	*Western Kentucky	.....	W 21-0
Oct. 9	*at East. Kentucky	.....	W 14-10
Oct. 16	Chattanooga	.....	W 30-7
Oct. 23	*at Morehead State	.....	W 30-28
Oct. 30	*at Austin Peay	.....	W 24-20

Nov. 6	*at Murray State	.....	W 28-24
Nov. 13	*East Tennessee	.....	W 43-19
Nov. 25	*Tennessee Tech	.....	W 28-21
*Ohio Valley Conference Games			

**1966 (7-3; 5-2 OVC)**

**Coach: Charles Murphy**

Sept. 17	Pensacola Navy	.....	W 14-12
Sept. 24	at UT Martin	.....	W 10-3
Oct. 1	*at Western Kentucky	.....	W 33-9
Oct. 8	*Eastern Kentucky	.....	W 22-20
Oct. 15	at Chattanooga	.....	L 0-5
Oct. 22	*Morehead State	.....	W 20-7
Oct. 29	*Austin Peay	.....	L 7-13
Nov. 5	*Murray State	.....	W 33-0
Nov. 12	*at East Tennessee	.....	L 0-12
Nov. 24	*at Tennessee Tech	.....	W 21-14
*Ohio Valley Conference Games			

**1967 (5-5; 4-3 OVC)**

**Coach: Charles Murphy**

Sept. 16	at Pensacola Navy	.....	W 28-7
Sept. 23	*at Morehead State	.....	L 19-21
Sept. 30	Chattanooga	.....	L 13-30
Oct. 7	*Eastern Kentucky	.....	L 7-14
Oct. 14	*Murray State	.....	L 14-35
Oct. 21	*at Austin Peay	.....	W 34-20
Oct. 28	at UT-Martin	.....	L 36-44
Nov. 4	*Western Kentucky	.....	W 16-14
Nov. 11	*at East Tennessee	.....	W 36-26
Nov. 23	*Tennessee Tech	.....	W 33-20
*Ohio Valley Conference Games			

**1968 (2-8; 1-6 OVC)**

**Coach: Charles Murphy**

Sept. 21	Pensacola Navy	.....	L 7-12
Sept. 28	*Morehead State	.....	W 28-18
Oct. 5	at Chattanooga	.....	L 15-28
Oct. 12	*at Eastern Kentucky	.....	L 21-49
Oct. 19	*at Murray State	.....	L 13-35
Oct. 26	*Austin Peay	.....	L 13-46
Nov. 2	UT-Martin	.....	W 24-17
Nov. 9	*at Western Ky.	.....	L 2-43
Nov. 16	*East Tennessee	.....	L 21-24
Nov. 28	*at Tennessee Tech	.....	L 3-7
*Ohio Valley Conference Games			

**1969 (1-9; 1-6 OVC)**

**Coach: Don Fuoss**

Sept. 20	at Pensacola Navy	.....	L 20-26
Sept. 27	*at Morehead State	.....	L 9-35
Oct. 4	Chattanooga	.....	L 3-7
Oct. 11	*Eastern Kentucky	.....	L 0-14
Oct. 18	*Murray State	.....	W 31-24
Oct. 25	*at Austin Peay	.....	L 17-20
Nov. 1	at Ball State	.....	L 12-14
Nov. 8	*Western Kentucky	.....	L 14-28
Nov. 15	*at East Tennessee	.....	L 21-27
Nov. 27	*at Tennessee Tech	.....	L 7-21
*Ohio Valley Conference Games			

**1970 (6-3-1)**

**Coach: Bill Peck**

Sept. 19	UT-Martin	.....	W 28-7
Sept. 26	*Morehead State	.....	W 14-6
Oct. 3	at Chattanooga	.....	W 24-8
Oct. 10	*at Eastern Ky.	.....	L 10-24
Oct. 17	*at Murray State	.....	L 0-20
Oct. 24	Austin Peay	.....	W 44-0
Oct. 31	Ball State	.....	W 14-7
Nov. 7	*at Western Ky.	.....	W 17-13
Nov. 14	*East Tennessee	.....	T 3-3
Nov. 26	*at Tennessee Tech	.....	L 13-17
*Ohio Valley Conference Games			

**1971 (7-4; 5-2 OVC)**

**Coach: Bill Peck**

Sept. 11	at North Alabama	.....	L 14-24
Sept. 18	at UT-Martin	.....	L 0-28
Sept. 25	*at Morehead State	.....	W 9-7
Oct. 2	Chattanooga	.....	W 23-13
Oct. 9	*Eastern Kentucky	.....	W 31-18
Oct. 16	*Murray State	.....	L 15-24
Oct. 23	*at Austin Peay	.....	W 19-7
Oct. 30	Ball State	.....	W 28-7
Nov. 6	*Western Kentucky	.....	W 27-13
Nov. 13	*at East Tennessee	.....	W 27-23
Nov. 20	*Tennessee Tech	.....	L 3-14
*Ohio Valley Conference Games			

**1972 (7-3-1; 4-2-1 OVC)**

*Coach: Bill Peck*

Sept. 9	North Alabama	W 31-10
Sept. 16	UT-Martin	W 30-3
Sept. 23	*Morehead State	T 35-35
Sept. 30	at Chattanooga	W 17-13
Oct. 7	*at Eastern Kentucky	L 0-13
Oct. 14	*at Murray State	W 14-13
Oct. 21	*Austin Peay	W 24-6
Oct. 28	at Ball State	L 0-24
Nov. 4	*at W. Kentucky	W 21-17
Nov. 11	*East Tennessee	W 34-24
Nov. 18	*at Tennessee Tech	L 10-24
*Ohio Valley Conference Games		
(final season with natural grass)		

**1973 (4-7; 3-4 OVC)**

*Coach: Bill Peck*

Sept. 8	Tennessee St. (n)	L 0-23
Sept. 15	at UT-Martin	W 7-0
Sept. 22	*at Morehead State	L 22-28
Sept. 29	Western Carolina	L 7-24
Oct. 6	*Eastern Kentucky	L 28-29
Oct. 13	*Murray State	W 17-14
Oct. 20	*at Austin Peay	W 23-20
Oct. 27	at Ball State	L 3-34
Nov. 3	*Western Kentucky	L 8-42
Nov. 10	*at East Tennessee	L 16-40
Nov. 17	*Tennessee Tech	W 17-10
(n) - At Vanderbilt		
*Ohio Valley Conference Games		

**1974 (3-8; 2-5 OVC)**

*Coach: Bill Peck*

Sept. 7	Tennessee St. (n)	W 20-10
Sept. 14	at Appalachian St.	L 7-18
Sept. 28	*Morehead State	W 23-14
Oct. 5	Chattanooga	L 7-24
Oct. 12	*at Eastern Kentucky	L 17-21
Oct. 19	*at Murray State	L 12-14
Oct. 26	*Austin Peay	W 45-16
Nov. 2	Ball State	L 14-43
Nov. 9	*at Western Ky.	L 10-36
Nov. 16	*East Tennessee	L 7-17
Nov. 23	*at Tennessee Tech	L 2-41
(n) - At Vanderbilt		
*Ohio Valley Conference Games		

**1975 (4-7; 3-4 OVC)**

*Coach: Ben Hurt*

Sept. 6	Tennessee St. (n)	L 14-21
Sept. 13	Carson-Newman	W 22-21
Sept. 27	*at Morehead State	W 12-10
Oct. 4	at Chattanooga	L 10-27
Oct. 11	*Eastern Kentucky	L 24-34
Oct. 18	*Murray State	W 17-5
Oct. 25	*at Austin Peay	L 13-17
Nov. 1	*at West. Carolina	W 44-28
Nov. 8	Western Kentucky	L 10-24
Nov. 15	*at East Tennessee	L 20-37
Nov. 22	*Tennessee Tech	L 3-30
(n) - At Vanderbilt		
*Ohio Valley Conference Games		

**1976 (4-7; 2-5 OVC)**

*Coach: Ben Hurt*

Sept. 4	Tennessee St. (n)	L 17-26
Sept. 11	at Carson-Newman	W 35-20
Sept. 18	UT-Martin	L 3-38
Sept. 25	*Morehead State	W 21-0
Oct. 2	Chattanooga	W 35-28
Oct. 9	*at Eastern Kentucky	L 14-40
Oct. 16	*at Murray State	L 20-24
Oct. 30	*Austin Peay	L 9-21
Nov. 6	*at Western Ky.	L 7-38
Nov. 13	*East Tennessee	W 34-13
Nov. 20	*at Tennessee Tech	L 10-33
(n) - At Vanderbilt		
*Ohio Valley Conference Games		

**1977 (3-8; 3-4 OVC)**

*Coach: Ben Hurt*

Sept. 3	Tennessee St. (n)	L 0-27
Sept. 17	at UT-Martin	L 0-27
Sept. 24	*at Morehead State	L 21-24
Oct. 1	at Chattanooga	L 7-38
Oct. 8	*Eastern Kentucky	W 19-10
Oct. 15	*Murray State	L 9-13
Oct. 22	at Delaware	L 7-60



**Bill Peck**  
1970-74  
(27-25-2)  
(.519)



**Ben Hurt**  
1975-78  
(12-31-1)  
(.273)



**Boots Donnelly**  
1979-98  
(140-87-1)  
(.616)

Oct. 29	*at Austin Peay	W 15-6
Nov. 5	*Western Ky.	W 21-19
Nov. 12	*at East Tennessee	L 17-38
Nov. 19	*Tennessee Tech	L 9-21
(n) - At Vanderbilt		
*Ohio Valley Conference Games		

**1978 (1-9-1; 1-5 OVC)**

*Coach: Ben Hurt*

Sept. 2	Tennessee St. (n)	L 6-13
Sept. 16	UT-Martin	L 17-28
Sept. 23	*Morehead State	W 9-6
Sept. 30	Chattanooga	T 14-14
Oct. 7	*at Eastern Kentucky	L 12-42
Oct. 14	*at Murray St.	L 7-33
Oct. 21	Delaware	L 3-53
Oct. 28	*Austin Peay	L 17-28
Nov. 4	*at Western Ky.	L 0-54
Nov. 11	East Tennessee	L 0-34
Nov. 18	*at Tennessee Tech	L 10-35
(n) - At Vanderbilt		
*Ohio Valley Conference Games		

**1979 (1-9; 1-5 OVC)**

*Coach: Boots Donnelly*

Sept. 8	North Alabama	L 17-20
Sept. 15	at UT-Martin	L 23-31
Sept. 22	*at Morehead State	L 7-28
Oct. 6	*Eastern Kentucky	L 10-52
Oct. 13	*Murray State	L 8-29
Oct. 20	at Chattanooga	L 15-59
Oct. 27	*at Austin Peay	L 14-31
Nov. 3	*Western Kentucky	L 12-17
Nov. 10	at East Tennessee	L 14-52
Nov. 17	*Tennessee Tech	W 17-14
*Ohio Valley Conference Games		

**1980 (2-8; 2-5 OVC)**

*Coach: Boots Donnelly*

Sept. 6	at North Alabama	L 0-36
Sept. 13	Chattanooga	L 7-32
Sept. 27	*Morehead State	L 10-17
Oct. 4	Western Carolina	L 10-24
Oct. 11	*at Eastern Kentucky	L 0-24
Oct. 18	*at Murray State	L 6-38
Oct. 25	*Austin Peay	L 3-7
Nov. 8	*at W. Kentucky	L 15-30
Nov. 15	*Akron	W 13-9
Nov. 22	*Tennessee Tech	W 21-7
*Ohio Valley Conference Games		

**1981 (6-5; 4-4 OVC)**

*Coach: Boots Donnelly*

Sept. 5	*at Akron	W 10-7
Sept. 12	at Chattanooga	L 19-42
Sept. 19	UT-Martin	W 6-3

Sept. 26	*at Morehead State	W 20-7
Oct. 3	at West. Carolina	W 23-10
Oct. 10	*Eastern Kentucky	L 7-23
Oct. 17	*Murray State	W 14-9
Oct. 24	*at Austin Peay	L 9-14
Oct. 31	*Youngstown St.	L 10-13
Nov. 14	*Western Kentucky	W 31-17
Nov. 21	*Tennessee Tech	L 9-28
*Ohio Valley Conference Games		

**1982 (8-3; 5-3 OVC)**

*Coach: Boots Donnelly*

Sept. 4	at Savannah State	W 12-3
Sept. 11	Elizabeth City	W 34-0
Sept. 18	Liberty Baptist	W 27-7
Sept. 25	*Morehead State	W 30-0
Oct. 2	*Akron (ABC Regional)	L 16-19
Oct. 9	*at Eastern Kentucky	L 10-35
Oct. 16	*at Murray State	W 27-9
Oct. 23	*Austin Peay	W 24-7
Oct. 30	*at Youngstown St.	L 10-11
Nov. 6	at Western Kent.	W 31-16
Nov. 20	*at Tennessee Tech	W 10-3
*Ohio Valley Conference Games		

**1983 (8-2; 5-2 OVC)**

*Coach: Boots Donnelly*

Sept. 3	Savannah State	W 51-0
Sept. 17	at UT-Martin	W 39-3
Sept. 24	*at Morehead State	W 56-17
Oct. 1	*at Akron	W 26-3
Oct. 8	*Eastern Ky.	L 7-14
Oct. 15	*Murray State	W 17-14
Oct. 22	*at Austin Peay	W 31-17
Oct. 29	*Youngstown St.	W 35-24
Nov. 5	Western Kentucky	W 26-7
Nov. 19	*Tennessee Tech	L 8-12
*Ohio Valley Conference Games		

**1984 (11-3; 5-2 OVC)**

*Coach: Boots Donnelly*

Sept. 1	Lenoir-Rhyne	W 31-0
Sept. 15	at Jacksonville St.	W 27-11
Sept. 22	*Morehead State	W 42-28
Sept. 29	*Akron	W 16-3
Oct. 6	*at Eastern Kent.	W 22-10
Oct. 13	*at Murray St.	W 19-16
Oct. 20	*Austin Peay	L 7-16
Oct. 27	*at Youngstown St.	L 13-23
Nov. 3	at Western Ky.	W 45-24
Nov. 10	Ga. Southern	W 42-7
Nov. 17	*at Tennessee Tech	W 28-10

**NCAA I-AA Playoffs**

Nov. 24	at Eastern Kentucky	W 27-10
Dec. 1	at Indiana St. (NCAA TV)	W 42-41(3OT)
Dec. 8	Louisiana Tech	L 13-21
*Ohio Valley Conference Games		

**1985 (11-1; 7-0 OVC)**

*Coach: Boots Donnelly*

Sept. 7	Lenoir-Rhyne	W 37-6
Sept. 14	at Ga. Southern	W 35-10
Sept. 21	Jacksonville St.	W 55-21
Sept. 28	*at Morehead State	W 33-14
Oct. 12	*Eastern Kentucky	W 28-14
Oct. 19	*Murray State	W 31-24(2 OT)
Oct. 26	*at Austin Peay	W 17-14
Nov. 2	Youngstown St.	W 28-21(OT)
Nov. 9	Western Kentucky	W 41-9
Nov. 16	*at Akron	W 17-0
Nov. 23	*Tennessee Tech	W 45-12

**NCAA I-AA Playoffs**

Dec. 7	Ga. Southern	L 21-28
*Ohio Valley Conference Games		

**1986 (6-5; 3-4 OVC)**

*Coach: Boots Donnelly*

Aug. 30	Miles	W 47-0
Sept. 6	Tennessee St. (n)	L 6-7
Sept. 20	Ga. Southern	L 31-34
Sept. 27	*at Eastern Kentucky	L 3-28
Oct. 4	*at Austin Peay	L 0-7(OT)
Oct. 11	*Akron	W 24-12
Oct. 18	at S.W. Missouri	W 42-19
Oct. 25	at Youngstown St.	W 49-14
Nov. 8	*Morehead State	W 24-7
Nov. 15	*at Murray State	L 7-21
Nov. 22	*Tennessee Tech	W 21-6
(n) at Nashville *Ohio Valley Conference Games		

**1987 (6-5; 5-2 OVC)****Coach: Boots Donnelly**

Sept. 5	*Tennessee St.(n1)	W 55-19
Sept. 19	at Ga. Southern	L 13-17
Sept. 26	at Western Ky.	L 16-28
Oct. 3	*Austin Peay	W 38-16
Oct. 10	Miss. Valley (n2)	W 38-7
Oct. 17	*Eastern Kentucky	W 17-16
Oct. 25	Winston-Salem	L 8-11
Oct. 31	*Youngstown St.	L 16-17
Nov. 7	*at Morehead St.	L 3-7
Nov. 14	*Murray State	W 27-9
Nov. 21	*at Tennessee Tech	W 17-13

(n1) - At Vanderbilt, (n2) - At Memphis  
\*Ohio Valley Conference Games

**1988 (7-4; 4-2 OVC)****Coach: Boots Donnelly**

Sept. 3	*Tennessee St. (n1)	W 14-7
Sept. 10	at No. Illinois	L 10-14
Sept. 17	Western Kentucky	W 13-10
Sept. 24	Georgia Southern	W 26-10
Oct. 1	Alcorn St. (n2)	L 19-21
Oct. 8	Miss. Valley	W 40-3
Oct. 15	*Morehead State	W 49-0
Oct. 22	*at Austin Peay	W 36-0
Nov. 5	*at Eastern Kentucky	L 14-27
Nov. 12	*at Murray State	L 22-23
Nov. 19	*Tennessee Tech	W 51-0

(n1) - At Vanderbilt (n2) - At Jackson, Miss.  
\*Ohio Valley Conference Games

**1989 (9-4; 6-0 OVC)****Coach: Boots Donnelly**

Sept. 2	Tennessee St. (n)	W 36-7
Sept. 9	at East Tennessee	W 41-6
Sept. 16	at Western Kentucky	L 16-31
Sept. 21	at Ga. Southern (ESPN)	L 0-26
Sept. 30	Chattanooga	W 24-7
Oct. 7	at No. Carolina St.	L 14-35
Oct. 14	*at Morehead State	W 34-3
Oct. 21	*Austin Peay	W 46-7
Nov. 4	Eastern Kentucky	W 24-19
Nov. 11	*Murray State	W 32-15
Nov. 18	*at Tennessee Tech	W 24-3

(n) - At Vanderbilt

**NCAA I-AA Playoffs**

Nov. 25	Appalachian St.	W 24-21
Dec. 2	at Ga. Southern	L 3-45

\*Ohio Valley Conference Games

**1990 (11-2; 5-1 OVC)****Coach: Boots Donnelly**

Sept. 1	*Tennessee St. (n)	W 38-6
Sept. 8	Ga. Southern	W 16-13
Sept. 15	East Tennessee	W 48-14
Sept. 22	Western Kentucky	W 20-7
Sept. 29	at Chattanooga	W 24-17
Oct. 6	*at Eastern Kentucky	L 7-10
Oct. 13	UT-Martin	W 65-17
Oct. 20	*at Austin Peay	W 56-7
Oct. 27	*Morehead State	W 37-0
Nov. 10	*at Murray State	W 31-10
Nov. 17	*Tennessee Tech	W 42-0

(n) - At Vanderbilt

**NCAA I-AA Playoffs**

Nov. 24	Jackson State	W 28-7
Dec. 1	at Boise State (WSMV TV 4)	L 13-20

\*Ohio Valley Conference Games

**1991 (9-4; 6-1 OVC)****Coach: Boots Donnelly**

Sept. 7	*Tennessee St. (n)+	W 42-6
Sept. 21	*at Eastern Kentucky	L 7-17
Sept. 28	*Murray State	W 35-3
Oct. 5	at West. Kentucky	W 23-21
Oct. 12	*at Austin Peay	W 23-8
Oct. 19	at Florida St. (#1) (WSMT TV 4)	L 10-39
Oct. 26	*S.E. Missouri	W 52-0
Oct. 31	*UT-Martin	W 51-14
Nov. 9	at Cincinnati	L 10-30
Nov. 16	*at Morehead St.	W 31-3
Nov. 23	*at Tennessee Tech	W 28-10

**NCAA I-AA Playoffs**

Nov. 30	S. Houston St.	W 20-19(OT)
Dec. 7	at Eastern Ky.	L 13-23

\*Ohio Valley Conference Games  
+at Vanderbilt Stadium

**1992 (10-3; 8-0 OVC)****Coach: Boots Donnelly**

Sept. 5	*Tennessee St. (n)+	W 35-31
Sept. 12	at Nebraska (#11)	L 7-48
Sept. 26	*at Murray State	W 66-6
Oct. 3	at No. Illinois	W 21-13
Oct. 10	*Austin Peay	W 49-10
Oct. 17	*Eastern Ky.	W 38-7
Oct. 24	*at SE Missouri	W 30-16
Oct. 31	at Ga. Southern	L 10-13
Nov. 7	*at UT-Martin	W 14-0
Nov. 14	*Morehead State	W 70-0
Nov. 21	*Tennessee Tech	W 21-0

**NCAA I-AA Playoffs**

Nov. 28	Appalachian St.	W 35-10
Dec. 5	at Marshall	L 21-35

\*Ohio Valley Conference Games  
+Vanderbilt Stadium

**1993 (5-6; 4-4 OVC)****Coach: Boots Donnelly**

Sept. 4	at Hawaii (Sports South TV)	L 14-35
Sept. 18	Campbellsville	W 70-13
Sept. 25	*Murray State	W 45-3
Oct. 2	*Tennessee St. + (n)	L 33-34
Oct. 9	*at UT-Martin	L 14-24
Oct. 16	*at Morehead State	W 45-0
Oct. 23	*SE Missouri	W 31-10
Oct. 30	at Tulsa	L 17-38
Nov. 6	*Austin Peay	W 44-10
Nov. 13	*at Eastern Ky.	L 27-33
Nov. 20	*at Tennessee Tech	L 14-35

\*Ohio Valley Conference Games  
+at Vanderbilt Stadium

**1994 (8-3-1; 7-1 OVC)****Coach: Boots Donnelly**

Sept. 3	*at Tennessee St.	W 45-10
Sept. 10	at James Madison	L 22-24
Sept. 24	*at Murray State	W 23-21
Oct. 1	*Eastern Kentucky	L 27-28
Oct. 8	*UT Martin	W 38-7
Oct. 15	*Morehead State	W 63-6
Oct. 22	*at SE Missouri	W 38-14
Oct. 29	Jacksonville St.	W 45-37
Nov. 5	*at Austin Peay	W 28-3
Nov. 12	Illinois State	T 27-27
Nov. 19	*Tennessee Tech	W 31-3

**NCAA I-AA Playoffs**

Nov. 26	at Marshall	L 14-49
---------	-------------	---------

\*Ohio Valley Conference Games

**1995 (7-4; 6-2 OVC)****Coach: Boots Donnelly**

Sept. 2	*Tennessee State	W 11-7
Sept. 9	Georgia Southern (n)	L 26-34
Sept. 16	*at Morehead State	W 42-0
Sept. 23	*Murray State	L 0-34
Sept. 30	UAB	W 28-13
Oct. 7	*at Austin Peay	W 43-0
Oct. 14	*at Eastern Kentucky	L 21-34
Oct. 21	*Southeast Missouri	W 42-0
Nov. 4	*UT Martin	W 45-17
Nov. 11	*at Tennessee Tech	W 31-6
Nov. 18	at Texas A&M	L 14-56

(n) - At Atlanta, Ga.  
\*Ohio Valley Conference Games

**1996 (6-5; 4-4 OVC)****Coach: Boots Donnelly**

Aug. 31	at Louisiana Tech	L 0-20
Sept. 7	*at Tennessee St.	L 14-24
Sept. 14	Chattanooga	W 16-9
Sept. 28	*at Murray State	L 7-34
Oct. 5	at Jacksonville St.	W 30-23
Oct. 12	*Austin Peay	W 50-14
Oct. 19	*Eastern Kentucky	L 13-20
Oct. 26	*at S.E. Missouri	L 13-16 (OT)
Nov. 9	*at UT Martin	W 30-12
Nov. 16	*Eastern Ill.	W 31-24
Nov. 23	*Tennessee Tech	W 16-10

\*Ohio Valley Conference Games

**1997 (4-6; 2-5 OVC)****Coach: Boots Donnelly**

Sept. 6	*at Tennessee State	L 16-25
Sept. 13	at Chattanooga (Sports South)	L 24-33
Sept. 27	*Murray State	L 17-35
Oct. 4	Jacksonville State	W 27-16

Oct. 11	*at UT Martin	W 37-24
Oct. 18	*at Eastern Illinois	L 17-30
Oct. 25	*SE Missouri (WSMV TV 4)	W 55-6
Nov. 8	Austin Peay	W 59-10
Nov. 15	*at Eastern Kentucky	L 20-35
Nov. 22	*at Tennessee Tech	L 20-30

\*Ohio Valley Conference Games

**1998 (5-5; 5-2 OVC)****Coach: Boots Donnelly**

Sept. 5	*Tennessee State	W 28-27
Sept. 12	at Illinois	L 48-20
Sept. 19	at Jacksonville	L 10-7
Sept. 26	*#12 E. Kentucky	L 28-24
Oct. 3	*at Tenn. Tech	W 19-16
Oct. 10	*#13 Murray St.	W 35-14
Oct. 24	*#21 E. Illinois	L 35-32
Oct. 31	*at SE Missouri	W 21-19
Nov. 7	*at UT-Martin	W 47-33
Nov. 14	at UAB	L 26-17

(rankings were I-AA)  
\*Ohio Valley Conference Games



**Andy McCollum**  
1999 - Present  
(17-16-0)  
(.515)

**1999**

**(3-8 (Independent))**  
**Home: 3-2; Road: 0-6**  
**Coach: Andy McCollum**

Sept. 4	at Mississippi State	L 7-40
Sept. 11	at Arizona (#19)	L 19-34
Sept. 18	Wofford	W 52-42
Sept. 25	at UL-Lafayette	L 31-45
Oct. 2	Troy State (HC)	L 31-48
Oct. 9	at Arkansas	L 6-58
Oct. 16	at Louisiana Tech	L 18-42
Oct. 30	at UL-Monroe	L 0-10
Nov. 6	UT Martin	W 70-14
Nov. 13	UCF	L 14-39
Nov. 20	East Tennessee	W 24-7

(Troy State game on CS-SE TV)  
(First season as a I-A member)

**2000**

**(6-5 (Independent))**  
**Home: 5-0; Road: 1-5**  
**Coach: Andy McCollum**

Sept. 2	at Illinois (#21)	L 35-6
Sept. 9	at Florida (#8) (Sunshine Network)	L 55-0
Sept. 16	Murray State	W 44-28
Sept. 23	at Maryland	L 45-27
Oct. 7	Louisiana Tech	W 49-21
Oct. 14	UL-Monroe (HC)	W 28-0
Oct. 21	at UAB (WSMV TV 4)	L 14-9
Oct. 28	at Mississippi St. (#20) (CSS TV)	L 61-35
Nov. 4	at Connecticut	W 66-10
Nov. 11	South Florida (FSN Florida)	W 45-9
Nov. 18	UL-Lafayette	W, 41-38 (2 ot)

**2001**

**(8-3; 5-1/T1st SBC)**  
**Home: 5-0; Road: 3-3**  
**Coach: Andy McCollum**

Aug. 30	at Vanderbilt	W 37-28
Sept. 8	Troy State (CSS TV)	W 54-17
Sept. 22	*at Louisiana-Monroe	W 38-20
Sept. 29	*at Louisiana-Lafayette	W 26-9
Oct. 6	*Idaho	W 70-58
Oct. 13	*at North Texas	L 24-21
Oct. 20	at Ole Miss	L 45-17
Oct. 27	*New Mexico State	W 39-35
Nov. 3	*Arkansas State	W 54-6
Nov. 10	at LSU (WSMV TV 4)	L 30-14
Nov. 17	Connecticut (WSMV TV 4)	W 38-14

\*Sun Belt Conference games

# Blue Raider Hall of Fame

## A List of All 82 Inductees

### A

Howard Alsup (2001)  
Max Arnold (1994)  
Greg Artis (2001)  
Ralph Askins (1984)  
Keith Atchley (1986)

### B

Elmer "Moody" Bain (1982)  
Miles "Moe" Baskin (1992)  
Mary Beasley (1984)  
John Bragg (1993)  
Willie Brown (1979)  
Bill Burkett (1996)

### C

George Claxton (1995)  
Julian Crocker (1991)

### D

Jack Deere (1985)  
Boots Donnelly (1993)  
George Dykes (1987)

### E

Jimmy Earle (1980)  
Dr. Kenneth Ezell (1981)

### F

Frank Faulkinberry (1977)  
Johnny "Red" Floyd (1979)  
George Frost (1996)

### G

Ken Gerhart (2002)  
Larry Gilbert (1994)  
Charlie Greer (1983)  
Don Griffin (1998)

### H

Henry Hackman (1978)  
Monte Hale, Sr. (1981)  
James "Jaybird" Hamblen (1991)  
John Hambrick (1995)  
Dean Hayes (1982)  
Joe Black Hayes (1997)  
Tommy Haynes (1988)  
Gary Head (1999)  
Vernon "Buck" Hindman (1980)  
Charlie Holt, Sr. (1989)  
Jerry Hurst (1988)

### J

Jimmy Jackson (1994)  
Dr. O. Tom Johns (2002)



Ken Gerhart



Dr. Tom Johns



Leonard Staggs

Gerald "Mama" Johnson (1989)  
Horace Jones (1976)

### K

Emmett Kennon (1997)  
Charlie Kerr (1981)

### M

Elmer "Molly" Malone (1982)  
Barry McClure (1996)  
G.E. McCormack (1995)  
Jennifer McFall (1999)  
Roxie McHenry (1999)  
Gene McIntire (1993)  
Charles W. Miller (1992)  
Johnny Moore (2001)  
Teddy Morris (1976)  
Charles M. "Bubber" Murphy (1976)

### N

Joe Nunley (1985)

### O

Brian Oldfield (2000)  
Ray Oldham (1983)  
John Richard "Dick" Osteen (1990)

### P

Dr. E.K. Patty (1977)  
Homer Pittard (1985)  
John Price (1984)  
J.B. Procter (1992)  
Ray Purvis (1978)

### R

Maxie Runion (1977)

### S

Charles Sarver (1987)  
Kola Sharpe (1978)  
Dale Short (2000)  
Gene Sloan (1989)  
Reese Smith (1986)  
Woodrow Smitherman (1986)  
Cromer Smotherman (1990)  
Leonard Staggs (2002)

John Stanford (1987)  
Dwight Stone (1998)  
Dr. Hubert Swann (1988)

### T

Chuck Taylor (1985)  
Claude "Sleepy" Taylor (2000)  
B.H. Thompson (1980)  
Ken Trickey (1991)

### V

Vic Varallo (1983)  
Kenneth Victory (1990)

### W

Billy Walker (1998)  
Kim Webb (1997)

### Y

Bobby Young (1979)

## BLUE RAIDER HALL OF FAME

**Started:** 1976

**First Inductees:** Charles M. "Bubber" Murphy, Teddy Morris, Horace Jones

**Purpose:** To identify and honor in a permanent manner those individuals who have achieved excellence in athletics at Middle Tennessee and those others who have contributed to the advancement of athletics at the University by their support in time or resources or both.

**Eligibility:** 1) Individuals who shall be designated as eligible for Hall of Fame honors shall be reserved for those generally referred to as Alumni Varsity Club members and for others who may have earned at least one letter in organized athletic competition since the establishment of the institution.

2) Have achieved excellence in athletics at the University and who have been officially disassociated as a student for a period of at least ten (10) years.

### OR

3) Have advanced and enhanced the concept of athletics of the University through their talents as coaches.

### OR

4) Have contributed in a substantial and unusual way to the advancement of athletics at the University, or who may be classed as non-athletes or coaches, and who may or may not have matriculated at the University.

# Homecoming

## 42-18-2 (.694)


Date	Opponent	Result
1937	Tennessee Tech	T 13-13
1938	Tennessee Tech	L 0-12
1939	Union (Tenn.)	L 3-20
1940	Tennessee Tech	W 6-0
1941	Memphis State	W 13-12
1942	Tennessee Tech	L 6-25
1943-45	No Team (WW II)	
1946	Troy State	W 12-0
1947	Tennessee Tech	W 19-0
1948	Murray State	L 12-26
1949	Tennessee Tech	W 14-0
Nov. 11, 1950	Murray State	W 34-14
Nov. 22, 1951	Tennessee Tech	T 14-14
Nov. 9, 1952	Murray State	L 13-20
Nov. 26, 1953	Tennessee Tech	L 13-46
Nov. 7, 1954	Murray State	W 21-13
Nov. 24, 1955	Tennessee Tech	L 14-55
Nov. 3, 1956	Murray State	W 39-7
Oct. 4, 1957	Western Kentucky	W 26-7
Nov. 8, 1958	Murray State	W 40-0
Oct. 3, 1959	Western Kentucky	W 37-2
Nov. 5, 1960	Murray State	W 20-3
Oct. 21, 1961	UT-Chattanooga	L 12-25
Nov. 7, 1962	Murray State	W 23-6
Nov. 16, 1963	East Tennessee	W 23-0
Nov. 7, 1964	Murray State	W 14-12
Nov. 13, 1965	East Tennessee	W 43-19
Nov. 5, 1966	Murray State	W 33-0
Nov. 4, 1967	Western Kentucky	W 16-14
Nov. 2, 1968	UT-Martin	W 24-17
Oct. 18, 1969	Murray State	W 31-24
Oct. 24, 1970	Austin Peay	W 44-0
Oct. 30, 1971	Ball State	W 28-7
Oct. 21, 1972	Austin Peay	W 24-6
Nov. 3, 1973	Western Kentucky	L 8-42
Oct. 26, 1974	Austin Peay	W 45-16
Oct. 18, 1975	Murray State	W 17-5
Oct. 30, 1976	Austin Peay	L 9-21
Oct. 15, 1977	Murray State	L 9-13
Oct. 28, 1978	Austin Peay	L 17-28
Oct. 13, 1979	Murray State	L 8-29
Oct. 25, 1980	Austin Peay	L 3-7
Oct. 31, 1981	Youngstown State	L 10-13
Oct. 22, 1982	Austin Peay	W 24-7
Oct. 15, 1983	Murray State	W 17-14
Oct. 20, 1984	Austin Peay	L 7-16
Oct. 19, 1985	Murray State	W 31-24 (2 OT)
Oct. 11, 1986	Akron	W 24-12
Oct. 31, 1987	Youngstown State	L 16-17
Oct. 15, 1988	Morehead State	W 49-0
Oct. 21, 1989	Austin Peay	W 46-7
Oct. 27, 1990	Morehead State	W 37-0
Oct. 26, 1991	Southeast Missouri	W 52-0
Oct. 10, 1992	Austin Peay	W 49-10
Oct. 23, 1993	Southeast Missouri	W 31-10
Oct. 8, 1994	UT-Martin	W 38-7
Nov. 4, 1995	UT-Martin	W 45-17
Oct. 12, 1996	Austin Peay	W 50-14
Oct. 4, 1997	Jacksonville State	W 27-16
Oct. 10, 1998	Murray State	W 35-14
Oct. 2, 1999	Troy State	L 31-48
Oct. 14, 2000	Louisiana-Monroe	W 28-0
Nov. 3, 2001	Arkansas State	W, 54-6

# Retired Jersey

## Teddy Morris' No. 14 Is Only Retired Jersey

Teddy Morris was something special from the moment he came to the Middle Tennessee campus as a young freshman in the fall of 1962.

By the time he graduated, his stellar play



had helped bring the Blue Raiders 32 wins (against only eight losses and a tie), a record which yielded three Ohio Valley Conference championships.

He still holds three Middle Tennessee career records: touchdown passes (41), yards per completion (14.7), and points scored by passing (252). Morris still ranks third in passing yards with 4,799, while also standing third in pass completions with 326.

He was the OVC's Offensive Player of the Year in 1965 after leading the Blue Raiders to an unblemished 10-0 season. In 1970, he was named the OVC Offensive Player of the Decade by *The Nashville Banner*.

No player has worn No. 14 since Teddy finished his career in 1965. No player will ever wear that number again. It's a significant tribute to one of the finest athletes in Middle Tennessee history.

Morris, who was later an assistant coach for Middle Tennessee from 1970-73, joined Horace Jones and Charles Murphy as the first three people to ever be inducted into the Blue

Raider Hall of Fame in 1976.

Morris is currently residing in Murfreesboro and working in private business.

## Milestones

### Games:

- No. 1 - MT 47, MBA 0, 1913
- No. 100 - Chattanooga 40, MT 0, 1929
- No. 200 - Memphis State 14, MT 7, 1940
- No. 300 - MT 28, Murray State 25, 1953
- No. 400 - MT 27, Morehead State 7, 1963
- No. 500 - Morehead State 28, MT 22, 1973
- No. 600 - Eastern Kentucky 35, MT 10, 1982
- No. 700 - Boise State 20, MT 13, 1990
- No. 800 - MT 70, UT-Martin 14, 1999

### Wins:

- No. 1 - MT 47, MBA 0, 1913
- No. 100 - MT 13, Troy State, 1937
- No. 200 - MT 18, Morehead St. 6, 1957
- No. 300 - MT 21, Western Kentucky 17, 1972
- No. 400 - MT 24, Chattanooga 17, 1990

### Losses:

- No. 1 - Morgan 34, MT 7, 1913
- No. 100 - Western Kentucky 33, MT 19, 1952
- No. 200 - Tennessee Tech 33, MT 10, 1976
- No. 300 - Illinois 48, MT 20, 1998

# All-Time Coaching Records

## Coaching Victories

Charles Murphy .....	155-63-8	E.W. Midgett .....	17-12-3
Boots Donnelly .....	140-87-1	Ben Hurt .....	12-31-1
Alfred Miles .....	35-16-4	Guy Stephenson .....	4-9-2
Frank Faulkinberry .....	33-26-4	E.M. Waller .....	4-13-1
"Red" Floyd .....	30-8-1	Herc Alley .....	2-5-1
Bill Peck .....	27-25-2	Don Fuoss .....	1-9-0
Andy McCollum .....	17-16-0		

Year	Coach	W-L-T	Captain/Alt. Captain
1913	Alfred B. Miles	5-1-1	W. B. McKnight
1914	Alfred B. Miles	5-0-1	W. E. Ragland
1915	Alfred B. Miles	2-3-1	No Record
1916	Alfred B. Miles	5-2-0	Cass Miles
1917	Johnny (Red) Floyd	7-0-0	P. V. Overall
1918	No Football — World War I		
1919	Alfred B. Miles	6-0-0	Rupert Smith
1920	Alfred B. Miles	4-1-0	No Record
1921	Alfred B. Miles	3-2-1	Boots Ridley
1922	Alfred B. Miles	2-6-0	Dewey Hunter
1923	Alfred B. Miles	3-1-0	Bob King
1924	Guy Stephenson	1-5-0	Kenneth Miles
1925	Guy Stephenson	3-4-2	Keathly Presgrove
1926	Frank A. Faulkinberry	4-2-1	J. R. Ralston
1927	Frank A. Faulkinberry	6-2-0	Henry Hackman
1928	Frank A. Faulkinberry	2-4-1	Hubert Swann
1929	Frank A. Faulkinberry	6-3-1	John Dixon
1930	Frank A. Faulkinberry	5-5-1	Julian Crocker
1931	Frank A. Faulkinberry	6-4-0	Emerson Hendrix
1932	Frank A. Faulkinberry	4-6-0	Luther Smith
1933	E. M. Waller	2-6-1	Brownlow Sharpe
1934	E. M. Waller	2-7-0	Buck Edwards
1935	Johnny (Red) Floyd	8-0-0	Homer Pittard
1936	Johnny (Red) Floyd	7-1-0	Miles Baskins
1937	Johnny (Red) Floyd	6-1-1	Joe Troop/John Hambrick
1938	Johnny (Red) Floyd	2-6-0	J. Thompson/W.Hoffman
1939	Herc Alley	2-5-1	Sam Smith
1940	E. W. Midgett	4-4-0	E. Patty/T. Hudson
1941	E. W. Midgett	4-3-1	D. Adamson/B. McDonald
1942	E. W. Midgett	4-2-1	Davenport/Smith/ Burkett
1943	No Football - World War II		
1944	No Football - World War II		
1945	No Football - World War II		
1946	E. W. Midgett	5-3-1	G. McIntyre/B. Burkett
1947	Charles M. Murphy	9-1-0	H. Brandon/L. Staggs
1948	Charles M. Murphy	5-5-0	A. Varallo/B. Nesbitt
1949	Charles M. Murphy	8-0-1	James Adams/Fred Grider
1950	Charles M. Murphy	9-2-0	Jim McCoy/Frank Atchley
1951	Charles M. Murphy	7-2-2	C. Lyons/M. Runion
1952	Charles M. Murphy	6-5-0	Jim Lofton/John R. Smith
1953	Charles M. Murphy	7-4-0	H. Alsup/G. Rather

## Coach of the Year Honors

Coach	Year	Honor
Charles Murphy	1965	OVC
Bill Peck	1970	OVC
Boots Donnelly	1983	co-OVC
Boots Donnelly	1984	NCAA Region 3
Boots Donnelly	1985	OVC, NCAA Region 3
Boots Donnelly	1988	Tennessee Sports Writers
Boots Donnelly	1989	OVC
Boots Donnelly	1994	Tennessee Sports Writers
Andy McCollum	2000	Tennessee Sports Writers
Andy McCollum	2001	Tennessee Sports Writers




Coach Murphy, the all-time winningest coach at MT, is shown being presented a drawing recapping his coaching days by Gayle Gillespie in 1995.

1954	Charles M. Murphy	4-4-2	Joe Collier/Garner Ezell
1955	Charles M. Murphy	7-2-1	George Haley/Sid Corban
1956	Charles M. Murphy	7-3-0	Terry Sweeney/Ben Hurt
1957	Charles M. Murphy	*10-0-0	B. Rolman/R. Massey
1958	Charles M. Murphy	*8-2-0	Harold Greer/Roy Hall
1959	Charles M. Murphy	*10-0-1	Bucky Pitts/Brady Luckett
1960	Charles M. Murphy	5-5-0	Joe Windham/Nicky Lynch
1961	Charles M. Murphy	7-4-0	Don Faulk/Jerry Pearson
1962	Charles M. Murphy	*6-4-0	Evans/Winters/Drennon
1963	Charles M. Murphy	8-2-0	Jackie Pope/Calvin Short
1964	Charles M. Murphy	*8-2-1	J. Armstrong/H. Petty
1965	Charles M. Murphy	*10-0-0	K. Atchley/W. Randolph
1966	Charles M. Murphy	7-3-0	Larry Dotson/Jerry Smith
1967	Charles M. Murphy	5-5-0	M. Matheny/B. Robertson
1968	Charles M. Murphy	2-8-0	Daniel/Mathews/Claxton
1969	Donald E. Fuoss	1-9-0	Game Captains
1970	Bill Peck	6-3-1	D. Duvall/T. Edwards
1971	Bill Peck	7-4-0	Jim Inglis/Danny Buck
1972	Bill Peck	7-3-1	Charlie Holt/Greg Gregory
1973	Bill Peck	4-7-0	Joe Pelt /Ed Witherspoon
1974	Bill Peck	3-8-0	Orsillo/Flippin/Rohrdanz
1975	Ben Hurt	4-7-0	Boyd/Emert/Woodfork
1976	Ben Hurt	4-7-0	Dunster/ Wright/Wright
1977	Ben Hurt	3-8-0	Moore/Buck/Murphy
1978	Ben Hurt	1-9-1	R. Rogers/S. Wright
1979	Boots Donnelly	1-9-0	Game Captains
1980	Boots Donnelly	2-8-0	Bryant/Dickerson/Ridings
1981	Boots Donnelly	6-5-0	S. Bryant/G. Wilkins
1982	Boots Donnelly	8-3-0	Ridings/Mix/Dickerson
1983	Boots Donnelly	8-2-0	Roger Carroll/Allen Ball
1984	Boots Donnelly	11-3-0	Greg Casteel/Randy Car
1985	Boots Donnelly	*11-1-0	Mike Clark/Don Griffin
1986	Boots Donnelly	6-5-0	C. Andrews/R. Colvard.
1987	Boots Donnelly	6-5-0	G. Anderson, D. Thomas
1988	Boots Donnelly	7-4-0	M. Collier/D. Thomas
1989	Boots Donnelly	*9-4-0	Van Dinger/Melvin James
1990	Boots Donnelly	*11-2-0	Phil Ironside/Marty Carter
1991	Boots Donnelly	9-4-0	J. Campbell/S. Boykin
1992	Boots Donnelly	*10-3-0	S. McAdoo/M. Caldwell
1993	Boots Donnelly	5-6-0	Mike Jordan/Curt Watkins
1994	Boots Donnelly	8-3-1	K. Holcomb/M. Tate
1995	Boots Donnelly	7-4-0	B. Lyons/N. Claybrooks
1996	Boots Donnelly	6-5-0	A. Hicks/A. McCord
1997	Boots Donnelly	4-6-0	L. McGill/Jonathan Quinn
1998	Boots Donnelly	5-5-0	Matt Lowe, Matt Norwood
1999	Andy McCollum	3-8-0	Game Captains
2000	Andy McCollum	6-5-0	Game Captains
2001	Andy McCollum	*8-3-0	Game Captains

\*Conference Champions

# All-Time Coaches Roster

Akin, Travis - Asst., 1957  
 Aldridge, Miles - Asst., 1999-2000  
 Alley, Herc - Head Coach, 1940  
**Anderson, Blake - Asst., 2002 -**  
 Armstrong, Jack - GA, 1965  
 Askern, Brice - Asst., 1982-83  
 Bailey, Ron - GA, 1970  
 Bailey, Terry - GA, 1962  
 Baldwin, Bobby - Asst., 1975-76  
 Barnes, Ray - Asst., 1991-96  
 Bird, Steve - Asst., 1999-2000  
 Bobo, John - Asst., 1997-98  
 Boyd, Shap - GA, 1985  
**Bradford, Todd - Asst., 2002 -**  
 Bradley, J. - GA, 1984  
 Brown, Earl - 1984-85  
 Buckner, Don - GA, 1970  
 Bunio, Ed - Asst., 1979-94  
 Butler, Charles - GA, 1966-67; Asst., 1968-71; 1987-93  
 Camp, Gary - GA, 2000-01  
**Campbell, Steve - Asst., 2002 -**  
 Carter, Wilson - GA, 1973  
 Catavolos, George - Asst., 1969  
 Chizik, Gene - Asst., 1990-91  
 Clayborne, L. E. - GA, 1964-65  
 Corbett, Sean - GA, 1996; Asst., 1997-98  
 Crenic, Danny - Asst., 1979  
 Crook, Monte - Asst., 1974-76  
 Csir, John - GA, 1977  
 Culley, David - Asst., 1982  
**Davis, Steve - Asst., 2001-**  
 Deere, Jack - Asst., 1958-62  
 Donnelly, Boots - Head Coach, 1979-98; Athletic Director, 2002 -  
 Dotson, Larry - GA, 1967  
 D'Ottavio, Billy - Asst., 1995-96  
 Drivas, Harry - GA, 1968  
 Dyer, Hal - Asst., 1970-71  
 Faulkinberry, Frank - Head Coach, 1926-32  
 Fedora, Larry - Asst., 1999-2001  
 Ferguson, Lebron - GA, 1992  
 Finley, Jim - Asst., 1969-72  
 Fisher, Dean - Asst., 1971-73  
 Fisher, Frank - GA, 1985  
 Fiveash, Tom - Asst., 1979-80, 1983-90; 1994-98  
 Flippin, Harry - GA, 1975  
 Floyd, Johnny (Red) - Head Coach, 1917; 1935-38  
**Fouquier, Kevin - Asst., 2001-**  
 Freeman, Nooby - Asst., 1935-43  
 Fullam, Steve - GA, 1990  
 Fuoss, Don - Head Coach, 1969  
 George, Mickey - GA, 1964  
 Gooden, Chad - GA, 1993  
 Green, Dom - GA, 1994-95; Asst., 1997-98  
 Greer, Charlie - Asst., 1950-51; 1956-57; 1962  
 Gregory, Greg - GA, 1973  
 Hall, Dan - GA, 1994-95  
 Hall, Roy - GA, 1964  
 Hargis, Mike - GA, 1975  
 Harris, Bobby Ray - GA, 1994  
 Harvey, Jim - GA, 1965; 1968



**Alex Robins is in his 20th season as an assistant at MT.**

Hasty, Gerald - Asst., 1974  
 Hayes, Joe Black - Asst., 1950-68  
 Hayes, John T. - Asst., 1955  
 Helton, L. T. - Asst., 1980-84  
 Henderson, Curtis - GA, 2001  
 Herzog, Ricky - Asst., 1997-98  
**Hinshaw, Darin - Asst., 2001-**  
 Hooker, Bubba - Asst., 1979-80  
 Hughes, Ray - Asst., 1974-78  
 Hurt, Ben - Head Coach, 1975-78  
 Ironside, Phil - 1992  
 Jackson - Asst., 1938  
 Jamison, Jamie - GA, 1970-71  
 Jennings, John - Asst., 1979  
 Johnson, James - Asst., 1999  
 Jones, Billy Mack - Asst., 1954-57  
 Jones, Tom - Asst., 1985-86  
 Jordan, Michael - GA, 1994  
 Jordan, Nance - Asst., 1942-43  
 Karl, Dan - Asst., 1999 (never made start of season)  
 Kerr, Bob - GA, 1963  
 Law, Clarence - GA, 1962  
 Lear, Don - Asst., 1961-68  
 Lewis, Cliff - Asst., 1997-98  
 Lisle, Joe - GA, 1992-93  
 Little, Joe - Asst., 1949-51  
 Lock, Bobby - Asst., 1958-59  
 Majors, Larry - GA, 1966  
 Martin, Leo - Asst., 1978  
 Martin, Ron - Asst., 1970  
 Matthews, Tate - GA, 1996  
 McAdoo, Steve - GA, 1996; Asst., 1997-1998  
 McCarty, Tim - GA, 1988-89  
**McManus, Jason - GA, 2000-Present**  
**McCollum, Andy - Asst., 1982-88; Head Coach, 1999-**  
 McMahan, Howard - Asst. 2000-2001

McPhail, Thomas - GA, 1990  
 Meziere, Carl - GA, 1992  
 Middleton, Albert - asst., 1934-45  
 Midgett, E. W. - Head Coach, 1940-46  
 Miller, Ed - GA, 1973  
 Monroe, Benny - Asst., 1977-78  
 Morris, Teddy - Asst., 1970-73  
 Murphy, C. M. (Bubber) - Head Coach, 1947-68;  
 Athletic Director, 1950-80  
 Newsome, Randy - Asst., 1987  
 Oakes, Ed - Asst., 1983-84  
 O'Neal, Preston - Asst., 1986-93  
 Osteen, Dick - Asst., 1934  
 Parsons, Myers - Asst., 1975-77  
 Patty, E. K. - Asst., 1959-55  
 Peck, Bill - Asst., 1969; Head Coach, 1970-74  
 Phillips, Jim - GA, 1974  
 Pippin, Randy - Asst., 1988-89  
 Pittman, Jack - GA, 1992-93  
 Powell, Hagan - Asst., 1936  
 Purvis, Ray - Asst., 1960  
 Reynolds, Francis - Asst., 1961  
 Ridings, Rob - GA, 1984; Asst., 1984  
 Riel, Francis - Asst., 1950-51  
 Roark, Eric - Asst, 1990-96  
**Robins, Alex - Asst., 1983-**  
 Rodgers, Kacy - Asst., 1999-2001  
 Rolman, Buck - Asst., 1958-59  
 Romine, W. R. - Asst., 1941  
 Salyer, Wes - GA, 1996; Asst., 1997-98  
 Sanders, Joe - Asst., 1980-82  
 Scott, Andy - GA, 1995  
 Sells, Jack - Asst., 1987  
 Shackelford, Duke - Asst., 1979  
 Shipp, Ken - Asst., 1956  
 Short, Calvin - GA, 1966  
 Smitherman, Woody - Asst., 1939  
 Sorrell, Henry - Asst., 1972-73  
 Stowe, Durwood - GA, 1949  
 Swanson, Mike - GA, 1977  
 Sweeney, Terry - Asst., 1963-67  
 Sypult, Jim - Asst., 1974-78  
 Tanney, Todd - Asst., 1994-96  
**Tate, Fred - Asst., 2002 -**  
 Taylor, Marshall - Asst., 1977-78  
 Therrell, Dennis - Asst., 1985-86  
 Tomlinson, Alan - GA, 1990  
 Wagner, Otis - Asst., 1972-74  
**Walker, Floyd - Asst., 1992-**  
 Waller, E. M. - Head Coach, 1934-35  
 Walls, Marcus - GA, 1999-2000  
 Watson, Jeff - GA, 1999-2000  
 West, Lou - Asst., 1981-82  
 Whaley, Gary - Asst., 1964-73  
 Wickline, Joe - Asst., 1999-2001  
 Windham, Joe - GA, 1961  
 Wise, Bill - GA, 1969  
 Wood, Chuck - Asst., 1981  
 Wood, Toby - GA, 1967-68  
 Woodford, Mike - Asst., 1985; 1999-2000  
 Wright, Gary - GA, 1971

# All-Time Lettermen

## A

Ernest Adams, '49-51  
Shorty Adams, '49  
Lonnie Adams, '77  
Ralph Adams, '57-59  
Dave Adamson, '39-41  
Michael Agee, '95  
Jerome Agnew, '98  
Travis Akin, '53-56  
Vince Akridge, '92, '94-95  
Gabe Alaniz, '99  
Guy Albanese, '78-79  
Crawford Alexander, '55  
Louis Alford, '62-63  
Robert Alford, '84-87  
Dan Allen, '82-83  
Jerry Allen, '62  
Joel Alsobrook, '91-92  
Howard Alsup, '50-53  
**Wardell Alsup, '00-01**  
Doug Althouse, '85-86  
Gerald Anderson, '84-87  
John Anderson, '28  
Lavon Anderson, '74  
Sonny Anderson, '72-75  
Cecil Andrews, '83-86  
Jack Armstrong, '61-64  
Max Arnold, '49-50  
**Randy Arnold, '00-01**  
Kayroy Arnwine, '73  
Bennie Arp, '66  
Archie Arrington, '70, '72-74  
Ralph Askins, '26-29  
Jeff Ast, '82-83  
Frank Atchley, '47-50  
Keith Atchley, '62-65  
Claude Austin, '27  
Charles Ayers, '47

## B

James Babb, '50  
Terry Bailey, '59-61  
Psalms Bailey, '92-93  
Wayne Bailey, '56-59  
Elmer Bain, '46-47  
Kevin Baker, '82-85  
Scott Baker, '93-95  
Danny Baldwin, '69  
Allen Ball, '82-83  
J. Ballard, '49-50, '52-53  
Ken Bankston, '75-76  
Gary Barnes, '95-96  
Kurt Barnes, '84  
Tommy Barnes, '86-88  
Paul Barnett, '65-67  
**Jonathan Barry, '99, 01**  
Robert Baskin, '38  
Miles Baskins, '34-36  
Robert Bass, '35-36  
Karl Bates, '96  
David Battle, '39  
Jean Battle, '34-35  
Kippy Bayless, '91-94  
Henry Bean, '79-82  
Theron Bean, '92-95  
Hartwell Beasley, '34  
Tommy Beaver, '74-75  
Dick Beck, '47-50  
John Beene, '66-69  
Tommy Beene, '68-70

Gary Bell, '70-72  
Morris Bell, '76-77  
Ray Bell, '57-59  
Reggie Bell, '76, '78-79  
Barry Benham, '89, '91  
John Blankenship, '69-72  
Blankenship, '46  
**Robert Billings, '00-01**  
W. Blackman, '42, '46-48  
Alan Blackwell, '78  
Roger Blackwood, '54-55  
Chris Blair, '94-96  
David Blair, '62  
Thomas Blair, '38  
**Kareem Bland, '99-00-01**  
Tony Blossom, '79  
William J. Boaz, '46  
Maxie Boles, '62-63  
Tommy Bomar, '51  
Ray Bonner, '69-72  
John Boss, '29  
William Bostick, '41  
Joe Bowers, '76-77  
Tommy Bowers, '72  
Joe Boyd, '80-81  
Melvin Boyd, '72-75  
Andre Boykin, '92-93  
Scott Boykin, '89-91  
Jykine Bradley, '99-00-01  
Tony Bradley, '84, '87-88  
Joe Brakebill, '66  
Percy Bramblett, '30  
Henry Brandon, '41, '46  
Tom Brandon, '33

**Bill Brasch, '01**  
James Bratten, '57  
Derwin Brewer, '88-90  
Rick Brito, '82-84  
Jerry Broadbent, '64  
Gary Brooks, '80, '83  
James A. Brooks, '41-42  
Bill Brown, '48  
Bob Brown, '48-49  
Bob Brown, '56  
Danny Brown, '81-83  
Duane Brown, '61-64  
Earl Brown, '79-82  
E. N. Brown, '58-59  
George Brown, '49-54  
Isaiah Brown, '97-98-99-00  
Joe Brown, '26  
Raleigh Brown, '42, '46  
**Scotty Brown, '98-99-00-01**  
Bo Browne, '97-98-99-00  
Joe Bruce, '56-58  
Chris Bryan, '72-73  
Barry Bryant, '35-37  
Billy Bryant, '39-40  
Bruce Bryant, '78  
Quenton Bryant, '76  
Sammy Bryant, '80-81  
Guy Buchanan, '47-50  
**Brett Bucher, '00-01**  
Danny Buck, '68-71  
Tony Buck, '74-77  
Dejuan Buford, '84-86/'88  
Andra Bullock, '74-77  
Greg Bullock, '83-85  
Billy Burch, '40  
Gary Burch, '55  
Lonnie Burch, '79-80

Jimmy Burcham, '50  
Gary Burchfield, '74-77  
Rick Burchfield, '72-73  
Bill Burkett, '41-42  
Bob Burkett, '41-42, '46  
Wilburn Burkett, '46-47  
David Burnett, '49-51  
Jackie Burnett, '53  
Chris Burns, '89-91  
Pratt Burroughs, '41  
Tony Burse, '83-86  
Joey Burstyne, '98  
Sam Burton, '40-41  
Scot Burton, '79-82  
Robert Bush, '84  
Chas Butler, '56, '59-60  
Taylor Butts, '25  
Frank Buzby, '46



Marvin Collier

## C

Cain, '41  
Mike Caldwell, '89-92  
**Tyrone Calico, '99-00-01**  
**Don Calloway, '00-01**  
Daniel Calvo, '96-97-98  
Ronnie Camp, '61-64  
C. Campbell, '36-38  
Joe Campbell, '88-91  
Ben Canada, '49-51  
Herbert Cannon, '87  
Ken Caplenor, '65-66  
Charlie Care, '55  
Gene Carney, '67-69  
John Carothers, '73  
Hilrey Carr, '59-60  
Randy Carr, '82-84  
Derrick Carrol, '93  
Roger Carroll, '80-83  
Ed Carson, '56-58  
Brian Carter, '83  
James Carter, '34-35  
Jesse Carter, '70  
Marty Carter, '88-90  
Mike Carter, '80-81  
Paul Carter, '79  
Billy Cartwright, '41-42  
Johnny Carver, '74-77  
Greg Casteel, '81-84  
John Caveness, '77

Ronnie Cecil, '74-77  
Chamberland, '46  
Richard Chaney, '54  
John Chapman, '72  
Clinton Charles, '33  
Melvin Charles, '27-29  
Brian Chastain, '95-96  
Bill Cherry, '78-81  
Chas. Chitwood, '42, '46  
Nares Choobua, '69  
Harvey Clark, '46  
Mike Clark, '82-85  
Charlie Clarke, '96-97-98  
George Claxton, '64-67  
L. E. Clayborne, '62  
Nath. Claybrooks, '93-95  
Ken Coffee, '69-72  
Clyde Cole, '46  
Anthony Coleman, '87-90

Tyrone Coleman, '85-86  
Joe Collier, '53-54  
Marvin Collier, '85-88  
Boo Collins, '92  
Lem Collins, '89-91  
Steve Colquitt, '67  
Roo'velt Colvard, '83-86  
Danny Colwell, '82-83  
Doug Cone, '47-50  
Korey Conner, '98-99-00  
Brandon Conwill, '98  
Dallas Cook, '51-54  
**Brad Cooper, '00-01**  
Dwayne Copeland, '73-74  
Jack Corban, '57-59  
Sid Corban, '53-56  
Charley Corbin, '25-26  
Greg Cornell, '83-84  
Mickey Corwin, '83-84  
Ken Coulter, '97  
James Counce, '91-94  
Wes Counts, '98-99-00-01  
Nicky Coutras, '53-56  
Brad Cowan, '85-88  
Mike Cowan, '67-69  
Phil Cowan, '81-84  
John Cox, '46-49  
Mike Cox, '84-85  
Ricky Cox, '80-81  
**David Coy, '00-01**

Anthony Crabtree, '91  
Rashaad Craft, '97-99-00  
Jack Crawford, '70-72  
Mike Crenshaw, '89-90  
O. Crenshaw, '88-91  
Matt Crews, '88-90  
Tommy Criner, '95  
Julian Crocker, '27-30  
Ray Cross, '51  
Walt Crowder, '90-92  
John Csir, '75

## D

Charles Daniel, '65-68  
Chuck Daniel, '87-90  
Melvin Daniels, '70-73  
**Curtis Daniely, '99-00-01**  
Steve Dark, '90-92  
Emory Davenport, '40-42  
Brian Davis, '93-94  
Charlie Davis, '32  
Freeman Davis, '85-87  
Gary Davis, '95-97-98  
Joe Davis, '46  
Joe Davis, '47  
Michael Davis, '84-85  
Ricky Davis, '76  
Todd Davis, '88-89  
John W. Deal, '39  
Greg Deathridge, '77-78  
Eddie Deeb, '78-79  
Jack Deere, '41, '46-47  
Kevin Dees, '70  
Byran DeGraffenreid, '96  
Dino Delulius, '82-85  
Jack Delay, '30  
Gerry DeLucca, '56  
Billy Derrick, '51  
R. Derryberry, '27-28  
Tim Dickerson, '79-82  
Rich Dickson, '73-75  
John Diefenbach, '75-78  
Van Dangler, '86-89  
Scott Dirkson, '91-93  
John Dixon, '26-29  
Dexter Dodson, '70-73  
Keith Dollar, '97-98-99-00  
**Quan Domineck, '01**  
Kenny Donaldson, '89-90  
Boots Donnelly, '62-64  
John Dooley, '83-84  
Bill Dotson, '55-58  
Larry Dotson, '63-66  
Gary Draper, '65-68  
Joe Drennan, '59-62  
Jayme Duarte, '94  
Fernando Duggan, '46  
Joe Duggar, '46  
Kenneth Duke, '51-53  
John Dukas, '75  
Todd Duncan, '87-88  
Jimmy Dunlap, '53-56  
Jimmy Dunn, '66-69  
Jeff Dunner, '95-96  
Walter Dunson, '90-92  
Jim Dunster, '75  
Billy Durham, '98-99-00-01  
**Sheldon Durham, '01**  
David Duvall, '67-70  
Andre Dyer, '86-89  
George Dykes, '61-63

## E

Bobby J. Easter, '74-75  
Glenn Eden, '56-58  
Bobby Edens, '66-68  
Tony Edge, '98  
Steve Edging, '65-66  
Marion Edney, '28  
Buck Edwards, '33-34  
Taylor Edwards, '67-70  
**Glen Elarbee, '99-00-01**  
LeBron Elder, '97-98-99-00  
Kolas Elion, '76, '79-80  
Mike Ellies, '93-94  
Kenneth Ellis, '39-40  
**Steve Ellison, '00**  
Mallory Elrod, '65  
John Emert, '73-75  
Rodney English, '71-74  
Vic Esposito, '87  
Bill Etter, '50-53  
Marty Euverard, '85-88  
Billy Joe Evans, '59-62  
Steve Evans, '66  
William Evans, '39-40  
Pat Everrett, '89  
Garner Ezell, '53-54  
Sam Ezelle, '59-60

## F

Mike Fairbanks, '87-90  
Bill Fandrick, '50-51  
Wade Farrar, '28  
Don Faulk, '59-61  
Bryan Faulkner, '89-91  
Hulsey Ferrell, '41  
Rickey Field, '77-79  
Mike Finney, '70-73  
Dean Fisher, '59  
George Fisher, '42  
**Alvin Fite, '01**  
Tom Fiveash, '63-65  
Ralph Fleming, '46-48  
Harry Flippen, '71-74  
Frank Ford, '49-50  
Clayton Foster, '33  
Charles Fowler, '25  
Carson Francis, '71-74  
Jermaine Francis, '99-00  
Gerry Francisco, '85  
Anthony Franklin, '92-93  
Don Franklin, '55-58  
Ike Franklin, '66-68  
Joe Franklin, '93  
William Fraser, '46  
Robert Frazier, '84-85  
Otis Freeman, '25-27  
David Fritts, '72-73, '75  
George Frost, '53-55  
**Lucas Frost, '99-00-01**  
Robert Fry, '38  
Lyle Fulton, '42  
John Fuqua, '75

## G

Tony Gaines, '90-91  
Carlton Galbraith, '55-56  
Howard Gamble, '49  
Jack Gamble, '54-55  
Bobby Gann, '59, '61  
**Julius Gant, '01**  
Kelvin Garr, '94-96

Bob Garrett, '54  
 John Garrett, '82-85  
 Bobby Gatlin, '68-69  
**Chris Gatlin, '99-00-01**  
 Kyle Gay, '97-98  
 T. J. Gentle, '94-95  
 Mickey George, '62  
 Vern Geren, '64  
 Carlos Geter, '95  
 Hester Gibbs, '57-59  
 Mike Gibson, '88-91  
 Leroy Gifford, '87-90  
 Frank Giles, '51  
 John Glassburner, '89  
 Elbert Glover, '46  
 John Gooch, '25  
 George Goodson, '74-77  
 Michael Gordon, '88  
 Ronnie Gordon, '96  
 Wade Gosa, '82  
 Matt Graham, '98  
 Phil Grammer, '60-63  
 George Grau, '42  
 Joey Graves, '73  
 Anthony Green, '87-90  
 Kelverrick Green, '96-97-98-99  
 Charlie Greer, '38-40  
 Harold Greer, '56-58  
 J. D. Greer, '46  
 Charles Gregory, '79, '81  
 Greg Gregory, '69-72  
 Jesse Gregory, '27-28  
 Fred Grider, '47-50  
 Clay Griffin, '96-97-98  
 Don Griffin, '82-85  
 James Griffin, '79-82  
 Eric Groat, '93-94  
 Charles Gupton, '62-63

**H**

Henry Hackman, '25-27  
 George Haley, '53-55  
 Howard Haley, '53-54  
 Jerry Hale, '46  
 Barry Hall, '97-98-99-00  
 Roy Hall, '56-58  
 Vince Hall, '81-84  
 William Hall, '56-58  
 Hall, '46  
 Frank Halliburton, '60-62  
 Bob Hallum, '56-57  
 Charles Hallum, '60  
 Joe Hallum, '53-55  
 James Hamblen, '36-37  
 Curtis Hambrick, '46  
 John Hambrick, '35-37  
 Butch Hamby, '79-82  
 Alex Hamlett, '51-53  
 Andrew Hardaway, '50  
 Bobby Hardison, '49-51  
 Frank Harges, '32  
 Jeff Harlan, '34-35  
 Greg Harper, '95-96  
 J. W. Harper, '69-72  
 Chris Harris, '91  
 Dee Harris, '49  
 Earl Harris, '62-64  
 Elijah Harris, '29-32  
 Hunter Harris, '68-70  
 John Harris, '69-72  
 Lonnie Harris, '72  
 Ricky Harris, '76-77  
 Tillman Harris, '53-56  
 Vincent Harris, '76  
 Harris, '26-28  
 Turk Harrison, '49-50  
 Pat Harrison, '46  
 Rodney Hart, '85-87


Gary Harton, '77  
 Dan Harvey, '61-64  
 Marcus Harvey, '99-00  
 Norman Hasty, '37-38  
 Xavier Hatnot, '99-00  
**Avery Hatten, '01**  
 Dick Hawk, '51  
 James Hawk, '57  
 Gerald Hayes, '61  
 John T. Hayes, '51-53  
 Larry Hayes, '67-68  
 Rodney Hayes, '65-68  
 Steve Heard, '86-87  
 Tri Heard, '97-98  
 Glen Heath, '80  
 Ernie Henderson, '87-89  
 Geno Henderson, '99  
 Emerson Hendrix, '29-32  
 Garland Henley, '95-96  
 Harold Hensley, '51  
 David Herbert, '66  
 Ed Hessey, '34  
 Brownie Hickam, '46  
 Ant. Hicks, '92-93, '95-96  
**Dwone Hicks, '99-00-01**  
 Jim Hicks, '74  
 Pat Hicks, '92-94  
 Rod Higgins, '00-01  
 Kenneth Highsmith, '93-94  
 Edward Hildreth, '46  
 Gray Hill, '63  
 Vernon Hindman, '29-30  
 Chris Hinson, '80  
 Doug Hintemeyer, '85-87  
 Jim Hite, '49-51  
 Harold Hitt, '49-51  
 Billy Hix, '53-55  
 Bob Hlodan, '64-66  
 Bill Hobbs, '61-63  
 Everett Hobson, '82-83  
 Frank Hobson, '28-30  
 William Hodges, '40-41  
 William Hoffman, '36-38  
 Kelly Holcomb, '91-94  
 Rick Holliday, '94-96  
 Buford Holman, '53  
 Pete Holmes, '49  
 Charles Holt, '32  
 Charles Holt, '69-72  
 J. Holt, '46-47  
 Seaborn Holt, '30-32  
 Doug Homan, '84-85  
 Anthony Hood, '00-01  
 Reed Hooper, '36  
 Carnell Houston, '98-99  
 Randy Houston, '90-92  
 Eph Hoover, Jr., '41  
 John Hoover, '33-35  
 William Hoover, '36-37  
 Randy Horn, '89  
 Joe Horning, '83-85  
**Chris Hough, '01**  
 Marcus Howard, '51  
 Smith Howard, '29  
 John Howell, '46  
 Chris Howington, '98-99-00  
 Billy Hudson, '40  
 Tommy Hudson, '38-39  
 L. S. Huffines, '25  
 Richard Hughes, '70  
 Jerry Hurst, '56-57  
 Ben Hurt, '54-56

**I**

Boo Ingle, '79  
 Jim Inglis, '69-71  
 Phil Ironside, '88-90  
 James Isabell, '72-73

**J**

Kerry Jackson, '91-92  
 Jimmy Jackson, '47-50  
 Joe Jackson, '46  
 J. W. Jackson, '34-35  
 Robert Jackson, '46  
 Todd Jackson, '34-36  
 Todd Jackson, '86-87  
 DeAndre James, '96  
 Greg James, '89-91  
 Melvin James, '87-89  
 Jamie Jamison, '66-69  
 Jesse Jamison, '25-26  
 William Jenkins, '71-74  
 Doris Jernigan, '54  
 Loyal Jobe, '76  
**Chris Johnson, '99-00-01**  
 Dwight Johnson, '84, '86  
 Edward Johnson, '42  
 Gerald Johnson, '50-51  
 Hansford Johnson, '98-99-00-01  
 Jason Johnson, '00-01  
 Josh Johnson, '80-81  
 P. J. Johnson, '93  
 Ron Johnson, '67-70  
 Terrell Johnson, '94-95



David Little

**Thomas Johnson, '01**  
 Vince Johnson, '85-86  
 Virgie Johnson, '25  
 Wade Johnson, '87-90  
 Jarvis Jolly, '94-96  
 Marshan Jolly, '81-83  
 Glen Jones, '99-00  
 Joe Jones, '46  
 Joe Jones, '66-67  
 Mike Jones, '65-67  
 Mitchell Jones, '51-53  
**Reggie Jones, '01**  
 Mike Jordan, '90-93  
**Hashem Joyner, '01**  
 Reuben Justice, '69-72

**K**

Tim Kalthoff, '67-68  
 Konrad Kaul, '95-97-98  
 Chris Keen, '74-77  
**Brian Kelly, '00-01**  
 Byron Kelly, '71, '74  
 Mike Kelly, '88-90  
 Shawn Kelley, '94-96  
 Mario Kelso, '98-99  
 Kelton, '46  
 Jerry Kemp, '53-56  
**Louis Kemp, '00-01**  
 Bill Kennedy, '87-90  
 Matt Kennedy, '49-50

Moore Kennedy, '49-50  
 Elbert Kennon, '37  
 Robert Kerrell, '82-85  
 Charles Kerr, '30-32  
 Robert Kerr, '28-30  
 Brian Kidd, '94-97  
 Canel Kimpson, '92-93  
 Andy King, '66-67  
 Desmond King, '93  
 Julian King, '59  
 Terrence King, '99-00  
 Richard Kinley, '87-90  
 Glen Kinnard, '42, '46  
 Jerry Kirby, '68-71  
 Brian Knight, '76-79  
 Tillman Knox, '46  
 Leigh Kolka, '73-75  
 Rhett Kopp, '95-96

**L**

Mike Lafleur, '93-94  
 Albert Lane, '80, '82-83  
 Jim Lane, '42, '46-47  
 Bobby Langford, '64-67  
 Tom Lambert, '53  
 Wes Langford, '96  
 Herman Lassiter, '42

Tommy Latimer, '72-73  
 Clarence Law, '59-60  
 Robert Lawhorn, '46-47  
 Danny Lawrence, '91-93  
 Tom Lawson, '46-48  
 Larry Leahon, '61-62  
 Jeff Lee, '92-94  
 Ralph Lee, '89  
**Reshard Lee, '01**  
 Luke Leitz, '75-78  
 Tony Leonard, '88  
 Onesimus Leslie, '91-92  
 LaShawn Lester, '98  
 David Lill, '98  
 Brock Lillis, '99-00  
 Jim Lincoln, '51-53  
 Linnville, '46  
 Joe Lisle, '87-89  
 David Little, '81-82  
 Bobby Locke, '55-56  
 Chip Lockhart, '94  
 Jerry Lockhart, '80-83  
 Jim Loftin, '50-51  
 Donte Lofton, '82-85  
 Glendon London, '46  
 Frank Long, '73-76  
 Darrell Love, '96-97-98  
 Joe Love, '49  
 Charles Lowe, '57-59  
 Matt Lowe, '95-97-98

Brady Luckett, '57-59  
 Sean Luckett, '91-94  
 Robert Lumpkin, '38  
 George Lunn, '51  
**Brandon Lynch, '00-01**  
 Nicky Lynch, '58-60  
 George Lyon, '71-74  
 Brigham Lyons, '92-95  
 Charlie Lyons, '49-51  
 Tony Lyons, '90

**M**

**John Madrick, '01**  
 John Major, '67  
 Tracy Majors, '88-91  
 Bob Malia, '86-87  
 Elmer Malone, '26-30  
 Clark Maples, '63-64  
 Ron Marshall, '76-77  
 Darrell Martin, '83-84  
 David Martin, '55  
 Dick Martin, '85-86  
 Hillary Martin, '42, '46-47  
 Ricky Martin, '87-90  
 Ron Martin, '64-65  
 Ronnie Martin, '71  
 C. Massengale, '84-86  
 Andy Massey, '93-95  
 John Massey, '55  
 Ralph Massey, '54-57  
 Mike Matheny, '65-67  
 James Mathews, '65-68  
 Larry Mathews, '64-67  
 Mick Mathis, '83-84, '86  
 Gil Matias, '99-00  
 Kenny Mattison, '89-91  
 Chris Matussek, '98-99-00-01  
 Tony Matussek, '61-62  
 Gary Maxwell, '73  
 Gentry Mayo, '51  
 Frankie Mays, '77  
 Steve McAadoo, '89-92  
 Eric McBroom, '92, '94  
 Jimmy McCamey, '87-90  
 D. McCamish, '64-65  
 James McCarroll, '56-59  
 James McClellan, '77-78  
 Joe McClendon, '00-01  
 Bobby McClintock, '40-41  
 Thomas McCollum, '98  
 Chuck McConville, '84  
 Anthony McCord, '93-96  
 John McCord, '46  
 G. E. McCormack, '55-56  
 Bob McCown, '51  
 James McCoy, '47-50  
 William McCrory, '36-40  
 Gary McCroskey, '77-78  
 H. McCullough, '49-50  
 Marty McCullough, '51-53  
 Mick McCullough, '80-81  
 Kenny McDaniel, '83-85  
 Andrew McDonald, '97-98  
 Billy McDonald, '39-41  
 Lebrian McGill, '94-97  
 Clifton McGehee, '34-36  
 H. McHorney, '71-72  
 G. McIntire, '40-41, '46  
 Everett McIntire, '35-37  
 James McKenzie, '91-93  
 Mark McKinnon, '80-83  
 Typail McMullen, '96  
 Glen McMurray, '86  
 Jeremy McMurry, '95-96  
 Howard McPeak, '46-47  
 Doyle Meacham, '37  
 Jim Merryman, '79-82  
 Johnny Miles, '49-50  
 Kenneth Miles, '25

Brad Miller, '48-49  
 Charlie Miller, '36-38  
 Ed Miller, '69-72  
 Eran Miller, '96-97-98  
 Larry Miller, '76, '78-80  
 Randall Miller, '71-72  
 Ray Miller, '00  
 Brown Mims, '35-36  
 Dennis Mimms, '91-94  
 Barry Minatra, '75-78  
 Bill Ming, '76-79  
 Anthony Mitchell, '93  
 Pat Mitchell, '46-47  
 Ricky Mitchell, '87-90  
 Dennis Mix, '79-82  
**Joey Montalbano, '00-01**  
 Robert Montgomery, '73  
 Roo'velt Montgomery, '91  
 Jack Moore, '49  
 Jay Moore, '93-96  
 Judd Moore, '97-98  
 Johnny Moore, '57-59  
 Mike Moore, '74-77  
 Tim Moore, '76  
 W. Moore, '29-30, '32-33  
 Bob Moorhead, '84-85  
**Joe Moos, '00-01**  
 Joe Morgan, '50  
 Mike Morgan, '94-96  
**Blake Morris, '01**  
 Teddy Morris, '62-65  
 Mark Morrison, '83-86  
 Pat Morrison, '65-67  
 Jimmy Moss, '71-72  
 Demetric Mostiller, '93-96  
 Robert Mullins, '85-86  
 Mike Mulvihill, '70  
 C'man Murdock, '69-72  
 Bubber Murphy, '35-37  
 Rick Murphy, '85  
 Stan Murphy, '75-76  
 Woody Murphy, '93-94  
 Bo Murray, '49-50  
 Joel Musgrave, '67  
 Bart Myers, '88-91

**N**

Jim Nabors, '59-61  
 Jim Neeley, '54  
 Terrell Nesmith, '96-97  
 Larry Nelson, '48  
 Steve Nesbitt, '68-69  
 Wm. Nesbitt, '42, '46-48  
**Kendall Newson, '98-99-00-01**  
 Sam Nichols, '81  
 Mike Nihill, '89-91  
 George Noe, '57-60  
 Kenny Nolan, '71-72  
 Jimmie Norton, '34  
 Matt Norwood, '97-98  
 Mike Nourse, '86-87  
 Danny Nowell, '68

**O**

Ray Oldham, '69-72  
 Tommy Opincar, '97  
 Bob Orsillo, '72-74  
 Bobby Osteen, '51-54  
 Herman Osteen, '26  
 Richard Osteen, '28-32  
 William Overby, '33-34  
 Ralph Overton, '66-68  
 Hoyte Owen, '33-34  
 Adrian Owens, '90-93  
 Herbert Owenby, '64-67

**P**

Ray Palhegyi, '84-85

Alvin Palmer, '74-77  
 Jamison Palmer, '99, '01  
 Smartt Paris, '30-33  
**Brandon Parker, '01**  
 Joe Parker, '65-67  
 Shelby Parker, '95  
 Joe Parks, '25  
 Reggie Parks, '94-95  
 Vince Parks, '88-92  
**Kevin Pascoe, '99-00-01**  
 Lee Pate, '34  
 Andy Patterson, '88-91  
 Greg Patterson, '94  
 Harold Patterson, '68-70  
 Herbert Patterson, '68-71  
 Homer Patton, '77-78  
 Tomer Patton, '53  
 Elbert Patty, '38-40  
 Keith Pauldo, '97-98-99-00  
**Nick Payne, '99-00-01**  
 Jerry Pearson, '59-61  
 Jimbo Pearson, '60-61, '63-64  
 Tony Pearson, '87  
 Wade Peery, '83-86  
 Joe Pelt, '71-73  
 Garth Petrilli, '91-94  
 David Petty, '62-64  
 Martez Phelps, '97-98-99-00  
**Lance Phillips, '00-01**  
 Witcher Phillips, '41-42  
 Larry Pickett, '83-86  
 Ron Pierce, '62  
 Eddie Pigue, '60-62  
 Delvin Pikes, '98-99-00  
 C. Pinkleton, '49-50, '55  
 Homer Pittard, '34-35  
 Jack Pittman, '85-88  
 Mike Pittman, '84-87  
 Bucky Pitts, '57-59  
 Don Plonk, '54-56  
 Greg Pollard, '89-90  
 Jackie Pope, '62  
 Kenneth Pope, '93  
 Charlie Porter, '80-81  
 Nate Porter, '70-73  
 Kelly Potter, '81-84  
 Michael Prather, '92  
 Keathley Presgrove, '25  
 Willis Presley, '38-40  
 Ben Pridemore, '55-56  
 Reggie Primas, '99-00  
 Alan Prince, '42, '46-48  
 Tony Prince, '89  
**Jonathan Proby, '99-00-01**  
 J. B. Proctor, '49  
 Jeremy Pruitt, '93-94  
 James Pryor, '73-74  
 Nat Puckett, '36-37  
 Ray Purvis, '56-59  
 Larry Puryear, '58-60  
 Steve Puryear, '81-82  
 DeJuan Pye, '90

**Q**

Jonathan Quinn, '95-97

**R**

Jimmy Rader, '69-70  
 Robert Rader, '80-83  
 J. R. Ralston, '25-26  
 W. T. Ralston, '25-26  
 William Randolph, '62-65  
**Muhammad Rashada, '00-01**  
 Garnett Rather, '51-53  
 Robert Rawdings, '38  
 Sam Rawls, '42  
 Howard Ray, '51


Keegan Ray, '96-97-98-99  
 H. Reasonover, '41-42  
 Jamie Redmond, '89-92  
 Doyle Reece, '51  
 Van Reed, '51-53, '56  
 William Reed, '46-47  
 Dale Reese, '70  
 Clay Rein, '95-96  
 Bob Reynolds, '30-32  
 Francis Reynolds, '53-55  
 Charles Rice, '60-62  
 Kevin Rich, '97  
 John Richards, '73  
 Kevin Richer, '98-99  
 Robbie Ridings, '79-82  
 Larry Ridley, '96  
 Clyde Riggs, '25  
 Matt Riley, '84-85  
 Lester Rizer, '54-56  
 Jay Roberson, '91  
 Robbie Roberts, '93-95  
 Bill Robertson, '63-66  
 Jimmy Roberto, '81-82  
 Brown Robinson, '37-39  
 Gerald Robinson, '79-82  
 Kelvin Robinson, '87-90  
 Michael Robinson, '74-77  
 Mike Robinson, '74-77  
 Dean Rodenbeck, '70-73  
 Billy Rogers, '53-55  
 Robbie Rogers, '75-78  
 Fred Rohrdanz, '72-74  
 Buck Rolman, '53-56  
 Oscar Rose, '27-28  
 Kenneth Ross, '59-61  
 Robert Roth, '30-32  
 Manson Rowan, '55  
 Don Rucker, '54-55  
 Charles Rudder, '39  
 Maxie Runion, '49-51  
 Garland Russell, '49  
 Willis Rust, '29  
 Mac Rutherford, '37-39

**S**

Eugene Sadler, '53-54  
 Mark Sadler, '94-95  
 Anderson Sanders, '78  
 Jimmy Sanders, '76-77  
 Robert Sanders, '46  
 Gary Sands, '33-34  
 Brown Sanford, '79-81  
 Sulecio Sanford, '97-98  
 Charles Sarver, '33-35  
 J. O. Sarver, '37-39  
 Robert Sarvis, '38-40  
 Jim Saunders, '49  
 Randy Saunders, '76-78  
 Larry Sawyer, '70-71  
**Sean Saylor, '99-00-01**  
 Arthur Scates, '40  
 Steve Scates, '74-75  
 John Schneider, '75  
 Bob Schomberg, '67  
 Andy Scott, '92  
 Jeff Scott, '80

**Tanaka Scott, '00-01**  
 Bob Searcy, '49-51  
 Robert Seay, '35-37  
 Garrett Self, '84-87  
 P. Sensabaugh, '92-93  
 Bill Settle, '60-63  
 Talmadge Sharber, '46  
 Brownlow Sharpe, '30-33  
 George Sharpe, '33-34  
 Eugene Shaw, '97  
 Jonathan Shaw, '01  
 Mike Shaven, '71-74  
 Rodney Shelton, '93-94

Brent Shepard, '86-88  
 Kenneth Shipp, '48-49  
 Jeff Shockley, '75-76  
 Raymone Shockley, '92  
 Calvin Short, '61-63  
 Pat Siegfried, '76-78  
 Evans Simmons, '33-34  
 Polenski Simms, '97  
 Cory Simpson, '92-94  
 Clay Sistrunk, '80  
 Ed Skinner, '73-74  
 Dennis Smart, '86  
 Doris Smart, '41  
 Maury Smartt, '42  
 David Smiley, '64  
 Antonio Smith, '95  
 Bobby Ray Smith, '53-54  
 Carter Smith, '35-37  
 Charles Smith, '53-56  
 Chris Smith, '88-91  
 Demetrius Smith, '91  
 Doyle Smith, '37-39  
 Floyd Smith, '28  
 Henry Smith, '77  
 Herman Smith, '30-32  
 Howard Smith, '61-63  
 Jerry Smith, '62-65



**Bucky Pitts**

Jason Spray, '99-00-01  
 Steve Spurling, '84-87  
 Bill Spurlock, '79-80  
 Dino Stafford, '89, '91  
 Leonard Staggs, '46-47  
 Jerry Stapleton, '58-60  
 Rick Steadman, '72-75  
 Cedric Stegall, '95-97-98  
 Wes Stephens, '98-99-00-01  
 John Stevens, '80  
 LoHarrell Stevenson, '69  
 Melvin Stevenson, '91  
 David Stewart, '69-72  
 Harold Stewart, '35  
 Steve Stewman, '70  
 Connie Stone, '84  
 Dwight Stone, '85-86  
 Don Stotser, '50-51  
 Tom Suddarth, '41-42  
 Darius Sullivan, '90  
 Edward Sullivan, '49  
 Jimmy Sullivan, '55  
 Chuck Swafford, '86-89  
 John Swafford, '48-50  
 Hubert Swan, '26-28  
 Terry Sweeney, '55-56

B. H. Thompson, '25-27  
 Craig Thompson, '84  
 J. B. Thompson, '36-38  
 Jerry Thompson, '76-79  
 Jim Thompson, '68-69  
 Mitch Thompson, '53-54  
 Sam Thompson, '29-30  
 William Threlkeld, '37-38  
 Wm. Throneberry, '25  
 Don Thweatt, '53  
 Frank Tice, '47-50  
 Diko Tinch, '99-00  
 Kenny Tippins, '85-88  
 Emanuel Toles, '79-82  
 Montrell Toney, '91-92  
 Alton Treadway, '51  
 Joe Troop, '35-37  
 Jabbar Troutman, '91-92  
 Bernie Tucker, Jr., '40-41  
 David Tucker, '76-79  
 Kevin Tucker, '68  
 Tommy Tucker, '41  
 Matt Tulloss, '92  
 Paul Turner, '28

**U**

Dutch Uhlian, '27-28  
 Mike Underwood, '92  
 Reggie Upshaw, '95-96  
 David Upton, '84

**V**

Nat Vance, '46  
**Jerry Vanderpool, '01**  
 Larry Vantrease, '72  
 Vic Varallo, '46-48  
 Frank Victory, '64-67  
 Jim Violette, '64-65  
 Brian Volley, '97-98

**W**

Dwight Wade, '86  
 David Waggoner, '83-84  
 G'ville Waggoner, '34-36  
 Mal Waldrep, '97  
 Billy Walker, '64-67  
 Brent Walker, '99-00  
 Charlie Walker, '97-98-99  
**Demetrius Walker, '01**  
 Floyd Walker, '86-87  
 Toby Walker, '94, '96  
 Joe Wallace, '33  
 Waller, '26  
 James Walls, '46  
 Jeff Walsh, '72  
 Don Ward, '67-68  
 Robert Warden, '38  
 Billy Warren, '63-66  
 Derrick Warren, '85  
 Vernon Warren, '83-84  
 Tom Wascura, '69  
 Art Washington, '81-82  
 H. L. Wasson, '36-38  
 Curt Watkins, '90-93  
 David Watson, '91-94  
 Doug Watson, '47-50  
 F. Watson, '39-40, '46  
 Gene Watson, '60  
 Hulon Watson, '57  
 Whit Watson, '57-59  
 Phil Watts, '65-66  
 Lamumba Weems, '93  
 Shingo Weems, '92  
 Tom Weingartner, '72-75  
 Tony Wesley, '98  
 Claude West, '27  
 Duane West, '78  
 George West, '53-54  
**Brandon Westbrook, '00-01**

**Y**

Carl Yates, '37-39  
 Scotty Yeaman, '62-63  
 Wheeler Yeargin, '27  
 J. Yearwood, '42, '46-48  
 Brian Yorston, '92-94  
**David Youell, '99-00-01**  
 Bobby Young, '51-53  
 Hubert Young, '32  
 Rodney Young, '87  
 Shawn Young, '97  
 Trent Young, '92-95  
 Tom Youree, '53-54

**Z**

Ed Zaunbrecher, '69-72  
**Kai Zeigler, '01**  
 Brad Zeitner, '82-83

# Honor Roll

## All-Americans & Players of the Year

### First Team

**Max Arnold**  
FB • 1950  
Associated Press Little All-America

**Charles Lyons**  
G • 1950  
Associated Press Little All-America

**Maxie Runion**  
HB • 1950  
Associated Press Little All-America

**Terry Sweeney**  
FB • 1956  
Associated Press Little All-America  
Williamson Mid-Bracket  
NAIA All-American

**Ralph Massey**  
T • 1957  
Williamson Mid-Bracket

**G.E. McCormack**  
E • 1957  
NAIA All-American

**Jackie Pope**  
RB • 1962  
Associated Press Little All-American



**George Dykes**

**George Dykes**  
E • 1963  
Associated Press Little All-America  
Williamson Mid-Bracket

**Jimbo Pearson**  
HB • 1964  
Associated Press Little All-American

**Keith Atchley**  
G • 1965  
Associated Press Little All-American

**Roger Carroll**  
OG • 1983  
Kodak AFCA

**Kelly Potter**  
PK • 1984  
Kodak AFCA

**Don Griffin**  
FS • 1985  
Kodak AFCA

**Don Thomas**  
LB • 1988  
Associated Press

**Jimmy McCamey**  
CB • 1989  
Sports Network

**Joe Campbell**  
TB • 1990, 1991  
Associated Press (1990)  
Kodak AFCA (1990, 1991)  
Walter Camp (1990)  
Sports Network (1990)

### Second & Third Team All-Americans

**Tommy Barnes**  
2nd team Associated Press (1988)

**Mike Caldwell**  
3rd team Associated Press (1992)

**Steve Dark**  
3rd team Associated Press (1992)

**Patrick Hicks**  
3rd team Associated Press (1993, 1994)

**Randy Houston**  
3rd team Associated Press (1992)

**Jerry Hurst**  
2nd team Associated Press (1957)

**Steve McAdoo**  
3rd team Associated Press (1990)

**Jimmy McCamey**  
3rd team Associated Press (1989)

**Anthony McCord**  
2nd team Associated Press (1992)

**Dennis Mix**  
2nd team Associated Press (1982)

**Mike Moore**  
2nd team Associated Press (1976)

**Cedric Stegall**  
3rd team Associated Press (1998)

**Kenny Tippins**  
3rd team Associate Press (1989)

**Other**  
**Keith Atchley**  
HM Little All-American (1964)

**Dennis Mix**  
HM Associated Press All-American (1981)

**Buck Rolman**  
HM Little All-American (1957)

**Steve McAdoo**  
OT • 1991, 1992  
Associated Press (1991, 1992)  
Kodak AFCA (1991, 1992)

**Pat Hicks**  
OG • 1993  
Kodak AFCA

**Nathaniel Claybrooks**  
LB • 1995  
Kodak AFCA  
Associated Press

## PLAYERS OF THE YEAR

### Sun Belt Conference

Name	Pos.	Type	Year
Wes Counts	QB	Overall	2001
Dwone Hicks	RB	Offensive	2001

### Ohio Valley Conference

Name	Pos.	Year
Teddy Morris	QB	1965
Keith Atchley	DT	1965
Mike Moore	RB	1975
Dennis Mix	DE	1982
Vince Hall	TB	1984
Randy Carr	LB	1984
Marvin Collier	QB	1985
Don Griffin	FS	1985
Don Thomas	LB	1988
Anthony Coleman	LB	1989
Joe Campbell	TB	1990
Marty Carter	FS	1990
Mike Caldwell	DE	1992
Kippy Bayless	TB	1993, 1994

# Honor Roll

## All-Conference Players



**Reshard Lee**

### ALL-SBC

*First Team*

**2001**

Jykine Bradley, DB  
Scotty Brown, LB  
Wes Counts, QB  
Dwone Hicks, RB  
Kendall Newson, WR  
Tanaka Scott, DE  
Brandon Westbrook, OT

*Second Team*

Robert Billings, P  
Glen Elarbee, C  
Reshard Lee, RB  
Michael Woods, FS

### ALL-OVC

*First Team ONLY*

**1952**

Bobby Young, RB  
Howard Alsup, DT  
Garnett Rather, DB

**1953**

Howard Alsup, T  
Bobby Young, RB

**1954**

Joe Collier, G  
Garner Ezell, HB

**1955**

Bill Hix, T  
Terry Sweeney, FB  
Travis Akin, HB

**1956**

Jerry Hurst, E  
Gerry DeLucca, T  
Harold Greer, G  
Don Plonk, C

Terry Sweeney, FB

**1957**

Jerry Hurst, E  
G. E. McCormack, E  
Ralph Massey, T  
Lester Rizer, G  
Bobby Hallum, QB  
Buck Rolman, HB

**1958**

Don Franklin, T  
Bobby Hallum, QB  
Bucky Pitts, HB

**1959**

Brady Lockett, E  
Ralph Adams, T  
Ray Purvis, HB  
Bucky Pitts, HB  
Gene Windham, FB

**1960**

Joe Windham, G  
Larry Puryear, FB

**1961**

George Dykes, E  
Terry Bailey, QB

**1962**

George Dykes, E

**1963**

George Dykes, E

**1964**

Jack Armstrong, OT  
Keith Atchley, DG  
Jimbo Pearson, DB

**1965**

Tom Fiveash, OT  
Teddy Morris, QB  
Jerry Smith, RB  
George Claxton, E

Keith Atchley, DG  
Larry Dotson, LB

**1966**

Bob Hlodan, RB  
George Claxton, E  
Frank Victory, DT  
Larry Dotson, LB  
Steve Edging, DB

**1967**

Billy Walker, QB  
George Claxton, E  
Mike Matheny, DB

**1968**

Ron Taylor, P

**1969**

Andy Thompson, OT  
David Duval, LB

**1970**

Charlie Holt, OT  
Ed Miller, DB

**1971**

Jim Inglis, OG  
Ray Oldham, DB  
Mike Shawen, P

**1972**

Bob Orsillo, OT  
Charlie Holt, OG  
Ray Oldham, DB

**1973**

Nate Porter, DB

**1974**

Mike Shawen, P

**1975**

Mike Moore, RB  
John Csir, DE

**1976**

Mike Moore, RB

**1977**

Darrell Williams, C  
Mike Moore, RB  
Reggie Bell, DT  
Mo Bell, LB  
Randy Saunders, P

**1978**

Stan Wright, LB

**1981**

Kelly Potter, PK  
Dennis Mix, DE  
Emanuel Toles, DT  
James Griffin, DB

**1982**

Dennis Mix, DE  
Emanuel Toles, DT  
James Griffin, DB  
Rob Ridings, LB\*

**1983**

Vince Hall, RB  
Mickey Corwin, QB

Roger Carroll, OG  
Marshan Jolley, SE  
Kelly Potter, PK  
Steve Puryear, DB\*  
Don Griffin, DB  
Jeff Spencer, DT\*  
William Thomas, DE\*

**1984**

Rick Brito, C\*  
Randy Carr, LB\*  
Mike Clark, TE\*  
Mickey Corwin, QB\*  
Phil Cowan, OG  
Robert Frazier, DE\*  
Don Griffin, DB  
Vince Hall, RB  
Kelly Potter, PK  
Gary Womack, DG\*

**1985**

Gerald Anderson, RB  
Cecil Andrews, OG  
Tony Burse, FB  
Marvin Collier, QB  
Roosevelt Colvard, LB  
Mike Clark, TE  
Don Griffin, DB  
David Kerrell, OT

**1986**

Cecil Andrews, OG  
Dejuan Buford, DB  
Tony Burse, FB  
Roosevelt Colvard, LB  
Dwight Stone, RB

**1987**

Darrien Thomas, DB  
Kenny Tippins, DE

**1988**

Tommy Barnes, DB  
Chuck Daniel, P  
Jack Pittman, DT  
Don Thomas, LB  
Kenny Tippins, DE

**1989**

Joe Campbell, RB  
Anthony Coleman, LB  
Chuck Daniel, P  
Melvin James, TE  
Wade Johnson, FB  
Jimmy McCamey, DB  
Greg Pollard, DE

**1990**

Joe Campbell, RB  
Marty Carter, DB  
Anthony Coleman, LB  
Matt Crews, PK  
Phil Ironside, QB  
Wade Johnson, FB  
Steve McAdoo, OT  
Jimmy McCamey, DB  
Vince Parks, WR  
Greg Pollard, DE

**1991**

Scott Boykin, LB  
Chris Burns, DL  
Joe Campbell, RB  
Steve Dark, TE

Steve McAdoo, OT  
Vince Parks, WR  
Garth Petrilli, K  
Jamie Redmond, DB

**1992**

Mike Caldwell, DE  
Walt Crowder, FB  
Steve Dark, TE  
Kelly Holcomb, QB  
Randy Houston, DG  
Steve McAdoo, OT  
Eric McBroom, DB  
Garth Petrilli, PK  
Jamie Redmond, DB

**1993**

Kippy Bayless, TB  
Pat Hicks, OT  
Garth Petrilli, PK

**1994**

Kippy Bayless, TB  
Nat. Claybrooks, LB  
Pat Hicks, OT  
Kelly Holcomb, QB  
Eric McBroom, DB  
Garth Petrilli, PK  
Cory Simpson, SE

**1995**

Nat. Claybrooks, LB  
Anthony Hicks, DE  
Anthony McCord, DE

Dee Mostiller, SE  
Burt Talley, OT

**1996**

Anthony Hicks, DE  
Byran DeGraffenreid, DT  
Dee Mostiller, SE/KR

**1997**

Gary Davis, TE

**1998**

Cedric Stegall, DB  
Matt Norwood, C  
Sulecio Sanford, KR

## RAY NEAL AWARD

The Ray Neal Memorial Trophy is awarded annually to the senior who, in the opinion of the coaches, shows the most improvement over his four-year career.

Neal was a defensive end for the '64 MT team that defeated Muskingum in the initial Grantland Rice Bowl, returning a fumble for a 99-yard touchdown and establishing a record that still stands. Less than two weeks later, he was killed by a shotgun blast in a tragic accident that put a damper on what had been a great season.

**1965-Jim Violette**

**1966-Toby Wood**

**1967-Pat Morrison**

**1968-Ralph Overton**

**1969-Larry Hayes**

**1970-Mike Cowan**

**1971-Jerry Kirby**

**1972-Ed Zaunbrecher**

**1973-Mike Finney**

**1974-Bob Orsillo**

**1975-Melvin Boyd**

**1976-Frank Long**

**1977-Stan Murphy**

**1978-Barry Minatra**

**1979-Jerry Thompson**

**1980-Gerald Robinson**

**1981-Sammy Bryant**

**1982-Rob Ridings**

**1983-Roger Carroll**

**1984-Randy Carr**

**1985-Robert Frazier**

**1986-Cecil Andrews**

**1987-Todd Jackson**

**1988-Jack Pittman**

**1991-Greg James**

**1992-Randy Houston**

**1993-Curt Watkins**

**1994-Corey Teague**

**1995-Reggie Parks**

**1996-Anthony Hicks**

**1997-Lebrian McGill**

**1998-Matt Lowe**

**1999-Jeff Thomas**

**2000-Chris Howington**

**2001-Chris Matusek**

# Honor Roll/Bowl Games

SBC Players of Week, Misc. Honors, All-Star Games



**Barry Hall**



**Walter Dunson**

## 2001 Sun Belt Players of Week

- Sept. 3: Dwone Hicks, offensive  
Jykine Bradley, defensive
- Sept. 24: Wes Counts, offensive  
Scotty Brown, defensive  
Robert Billings, special teams
- Oct. 1: Reshard Lee, offensive  
Scotty Brown, defensive  
Robert Billings, special teams
- Oct. 8: Wes Counts, offensive
- Oct. 29: Kendall Newson, offensive
- Nov. 19: Scotty Brown, defensive

## 2001 USA Today.com SBC Players of Week

- Sept. 1: Dwone Hicks
- Sept. 22: Dwone Hicks
- Sept. 29: Wes Counts
- Oct. 6: Wes Counts
- Oct. 27: Wes Counts
- Nov. 17: Dwone Hicks

## Freshman All-American

Name	Year	Pos.	Publication
Brandon Westbrook	2000	OT	CFN

## Football News All-Independent

Name	Year	Pos.	Team
Keegan Ray	1999	P	1st

## CFN All-Independent

Name	Year	Pos.	Team
Barry Hall	2000	OT	1st
Dwone Hicks	2000	RB	1st
Kendall Newson	2000	WR	1st

## CFN All-SBC

Name	Year	Pos.	Team
Jykine Bradley	2001	DB	1st
Scotty Brown	2001	LB	1st
Wes Counts	2001	QB	1st

## Blue Raider Bowl Games: 2-2

### 1956 REFRIGERATOR BOWL

Sam Houston 27, MT 13

Evansville, IN - The Raiders carried an OVC championship and a 7-2 record into the first bowl game in the school's history, but the occasion was ruined by a powerful Sam Houston team. Led by Little All-American fullback Terry Sweeney, the Raiders amassed 290 yards of total offense, but mistakes killed their hopes for a win.

### 1960 TANGERINE BOWL

MT 21, Presbyterian 12



Orlando, FL - Bucky Pitts scored two touchdowns, one on a beautiful punt return, to pace the Blue Raiders to their first bowl win in school history. Pitts, the little speedster from Fayetteville, had 59 yards in nine rushes to lead a Raider infantry attack that ground out 240 yards. MT built a 14-6 halftime lead, then had to stave off a tremendous rally led by Presbyterian quarterback Bob Waters, later of the San Francisco 49ers.

### 1961 TANGERINE BOWL

Lamar Tech 21, MT 14

Orlando, FL - Making their second Tangerine Bowl appearance in three seasons, the Raiders fell to another bunch of tough Texans. It was an even battle for nearly the entire game, then a freak play decided the issue. A Lamar field goal attempt fell short of the mark but was inadvertently touched by a Blue Raider and a Tech player fell on it in the end zone for a touchdown.

### 1964

### GRANTLAND RICE BOWL

MT 20, Muskingum 0

Murfreesboro, TN - A rugged defense paced the OVC champion Blue Raiders to a 20-0 win in the first Grantland Rice Bowl ever played, with the site being MT's own Horace Jones Field. The Raider defense held Muskingum to only 72 yards in total offense and scored a touchdown on a 99-yard fumble return by end Ray Neal with only 44 seconds left in the game. It also marked the final collegiate game as a player for longtime Blue Raider coach Boots Donnelly.



Glen Elarbee	2001	C	1st
*Dwone Hicks	2001	RB	1st
Kendall Newson	2001	WR	1st
Tanaka Scott	2001	DE	1st
Brandon Westbrook	2001	OT	1st

\*SBC Player of Year #SBC Offensive Player of Year

## OVC All-Half Century Team

WR Dee Mostiller (1993-96), OL Steve McAdoo (1989-92), PK Kelly Potter (1981-84), PK Garth Petrilli (1991-94), DB Ray Oldham (1969-72), DB Don Griffin (1982-85), DB Marty Carter (1988-90)

## East-West Shrine

Name	Year	Pos.
Walter Dunson	1992	RB

## Hula Bowl

Name	Year	Pos.
Jamie Redmond	1993	DB
Kendall Newson	2002	WR
Jykine Bradley	2002	DB


## Blue-Gray Game

Name	Year
Kelly Holcomb	1994(MVP)

## All-Star

### Gridiron Classic

Name	Year	Pos.
Sulecio Sanford	1998	WR
Jermaine Francis	2000	DB



# RECORDS

# Rushing

## SINGLE GAME

### Most Rushing Attempts (30)

38	Joe Campbell vs Sam Houston State	11/30/91
38	Kippy Bayless vs Tennessee Tech	11/19/94
38	Mike Moore vs Austin Peay	10/29/77
38	Torin Kirtsey vs Tennessee State	9/5/98
37	Dwone Hicks vs Vanderbilt	8/30/01
37	Brigham Lyons vs Tennessee State	9/2/95
36	Kelverrick Green vs Tennessee Tech	11/23/96
36	Kippy Bayless vs Southeast Missouri	10/23/93
35	Joe Campbell vs Western Kentucky	9/22/90
35	Vince Hall vs Morehead State	9/22/84

### Most Yards Rushing (200)

311	Dwone Hicks vs Louisiana Tech	10/7/00
259	Kel. Green vs Tennessee-Martin	11/7/98
251	Torin Kirtsey vs Tennessee State	9/5/98
250	Vince Hall vs Morehead State	9/22/84
244	Walter Dunson vs UT Martin	11/7/92
235	Joe Campbell vs Morehead State	10/27/90
229	Ricky Martin vs Murray State	11/10/90
223	Vince Hall vs Indiana State	12/1/84
219	Mike Moore vs East Tennessee	11/13/76
215	Ricky Martin vs Tennessee Tech	11/17/90

### Highest Avg./Rush (10 carries)

18.8	Joe Campbell vs Sam Houston St. (11)	11/30/91
14.7	Joe Campbell vs Morehead St. (16)	10/27/90
11.8	D. Copeland vs Ball State (17)	11/2/74
10.2	Dwone Hicks vs Connecticut (18)	11/4/00

### Most Rushing TDs (4)

6	Dwone Hicks vs Louisiana Tech	10/7/00
4	Dwone Hicks vs Connecticut	11/17/01
4	Dwone Hicks vs Vanderbilt	8/30/01
4	Dwone Hicks vs Connecticut	11/4/00
4	Joe Campbell vs Austin Peay	10/20/90
4	Kelverrick Green vs UT Martin	11/9/96
4	Kippy Bayless vs Austin Peay	11/6/93
4	Marvin Collier vs Miss. Valley St.	10/10/87
4	Walter Dunson vs Murray State	9/26/92
4	Walter Dunson vs Murray State	9/28/91

### Longest Run from scrimmage (79)

92	Jim Bostic vs Western Kentucky	1941
89	Tommy Latimer vs Tennessee Tech	11/17/73
87	Brigham Lyons vs Murray State	9/26/92
85	Brigham Lyons vs Murray State	9/26/92
85	Dwight Stone vs Morehead State	9/28/85
85	Walter Dunson vs Murray State	9/26/92
79	Dwone Hicks vs Louisiana Tech	10/7/00

## SINGLE SEASON


### Rushing Yards

1439	Vince Hall (260-1439)	1984
1346	Kippy Bayless (268-1346)	1994
1277	Dwone Hicks (186-1277)	2000
1247	Mike Moore (212-1247)	1975
1214	Kippy Bayless (198-1214)	1993

1188	Mike Moore (249-1188)	1976
1143	Dwone Hicks (191-1143)	2001
1136	Joe Campbell (151-1136)	1990
1121	Joe Campbell (198-1121)	1991
1082	Bobby Young (186-1082)	1953

### Rushing Attempts

296	Mike Moore (296-1015)	1977
268	Kippy Bayless (268-1346)	1994
260	Vince Hall (260-1439)	1984
249	Mike Moore (249-1188)	1976
231	Reuben Justice (231-878)	1970
219	Dwight Stone (219-1026)	1986
212	Mike Moore (212-1247)	1975
210	Brigham Lyons (210-876)	1995
198	Joe Campbell (198-1121)	1991



Joe Campbell ranks as the all-time leading rusher in school history.

198	Kippy Bayless (198-1214)	1993
-----	--------------------------	------

### Rushing TDs

20	Dwone Hicks	2001
19	Dwone Hicks	2000
15	Kippy Bayless	1994
15	Kippy Bayless	1993
14	Joe Campbell	1991
13	Joe Campbell	1990
13	Dwight Stone	1986
13	Walter Dunson	1991
13	Walter Dunson	1992
13	Dwight Stone	1985

### Avg. Yards/Rush (min. 20 attempts)

8.55	Brigham Lyons (75-641)	1992
8.36	Ricky Martin (95-794)	1990
8.06	Walter Dunson (77-621)	1991
7.95	Rodney Shelton (21-167)	1993
7.52	Joe Campbell (151-1136)	1990

### Rushing Yards/G (min. 5 games)

130.8	Vince Hall (11 games)	1984
122.4	Kippy Bayless (11 games)	1994
120.5	Walter Dunson (8 games)	1992
116.1	Dwone Hicks (11 games)	2000
113.6	Joe Campbell (10 games)	1990
110.4	Kippy Bayless (11 games)	1993
109.2	K. Green (6 games)	1996
106.2	Gerald Anderson (10 games)	1985
105.4	Vince Hall (9 games)	1983
103.9	Dwone Hicks (11 games)	2001

### Consecutive 100-yard Games (4)

7	Vince Hall	1983
5	Kippy Bayless	1993
5	Vince Hall	1984 (twice)
4	Dwone Hicks	2000
4	Kippy Bayless	1994

## CAREER

### Rushing Yards

3823	Joe Campbell (638-3823)	1988-91
3678	Mike Moore (807-3678)	1974-77
3286	Kippy Bayless (599-3286)	1991-94
3075	Vince Hall (533-3075)	1981-84
2862	Gerald Anderson (545-2862)	1984-87
2602	Dwone Hicks (416-2602)	1999-Present
2524	Bobby Young (186-2524)	1951-53
2250	Brigham Lyons (419-2250)	1992-95
2150	K. Green (403-2150)	1996-99
2100	Lebrian McGill (451-2100)	1994-97

### Rushing Attempts

807	Mike Moore (807-3678)	1974-77
638	Joe Campbell (638-3823)	1988-91
599	Kippy Bayless (599-3286)	1991-94
545	Gerald Anderson (545-2862)	1984-87
533	Vince Hall (533-3075)	1981-84
491	Marvin Collier (491-1652)	1985-88
457	Reuben Justice (457-1688)	1969-71
451	Lebrian McGill (451-2100)	1994-97
419	Brigham Lyons (419-2250)	1992-95
416	Dwone Hicks (416-2602)	1999-Present
403	K. Green (403-2150)	1996-99

### Rushing TDs

44	Joe Campbell	1988-91
42	Dwone Hicks	1999-Present
38	Kippy Bayless	1991-94
27	Walter Dunson	1990-92
27	Gerald Anderson	1984-87
26	Dwight Stone	1985-86
26	Brigham Lyons	1992-95
24	Mike Moore	1974-77
23	Ricky Martin	1987-90
20	K. Green	1996-99

### Avg. Yards/Rush (min. 20 att.)

6.99	Walter Dunson (244-1706)	1990-92
------	--------------------------	---------

6.53	Rodney Shelton (30-196)	1993-94	165
6.49	Walt Crowder (97-630)	1990-92	157
6.25	Dwone Hicks (416-2602)	1999-Present	157
5.99	Joe Campbell (638-3823)	1988-91	156
5.99	Ricky Martin (294-1760)	1987-90	153
5.77	Vince Hall (533-3075)	1981-84	145
5.75	Shingo Weems (28-161)	1992-93	138
5.53	Tony Wesley (51-282)	1998-99	137
5.49	Kippy Bayless (599-3286)	1991-94	126

### Rushing Yds/G (min. 15 games)

88.9	Joe Campbell (43 games)	1988-91
87.9	Vince Hall (35 games)	1981-84
83.9	Dwone Hicks (31 games)	1999-Present
77.5	Dwight Stone (22 games)	1985-86
74.7	Kippy Bayless (44 games)	1991-94
69.8	Gerald Anderson (41 games)	1984-87
58.8	Walter Dunson (29 games)	1990-92
58.3	Lebrian McGill (36 games)	1994-97
58.1	K. Green (37 games)	1996-99

## 100-YARD RUSHING GAMES

### JOE CAMPBELL (18)

Yards	Opponent	Date
235	Morehead St.	10/27/90
207*	Sam Houston St.	11/30/91
204	Western Kentucky	9/22/90
195	Tennessee Tech	11/18/89
177	Eastern Kentucky	11/4/89
163	Murray St.	11/11/89
153	Western Kentucky	10/5/91
150	Morehead St.	11/16/91
146	Tennessee St.	9/7/91
143	Tennessee St.	9/1/90
141	Murray St.	9/28/91
135	Tennessee-Martin	10/31/91
127	Tennessee St.	9/2/89
119	Austin Peay	10/20/90
114	Western Kentucky	9/16/89
106	Southeast Missouri St.	10/26/91
102*	Boise St.	12/1/90
101	Austin Peay St.	10/12/91

### VINCE HALL (18)

Yards	Opponent	Date
250	Morehead St.	9/22/84
223*	Indiana St.	12/1/84
200*	Eastern Kentucky	11/24/84
197	Murray St.	10/16/82
178	Tennessee Tech	11/17/84
168	Georgia Southern	11/10/84
164	Murray St.	10/15/83
158	Akron	9/29/84
157	Youngstown St.	10/29/83
152	Murray St.	10/13/84
135	Jacksonville St.	9/15/84
131	Morehead St.	9/24/83
130*	Louisiana Tech	12/8/84
128	Tennessee-Martin	9/17/83
127	Eastern Kentucky	10/6/84
125	Austin Peay St.	10/22/83
109	Akron	10/1/83
106	Eastern Kentucky	10/8/83


### KIPPY BAYLESS (16)

Yards	Opponent	Date
190	Southeast Missouri St.	10/23/93
182	Tennessee Tech	11/19/94

165	Eastern Kentucky	10/1/94
157	Jacksonville St.	10/29/94
157	Campbellsville	9/18/93
156	Southeast Missouri St.	10/22/94
153	Tennessee-Martin	10/8/94
145	Murray St.	9/25/93
138	Eastern Kentucky	11/13/93
137	Murray St.	9/24/94
135	Eastern Kentucky	10/17/92
126	Tennessee St.	10/2/93
123	Tulsa	10/30/93
109	Austin Peay St.	11/6/93
100	James Madison	9/10/94
100	Morehead St.	10/16/93

### DWONE HICKS (13)

Yards	Opponent	Date
311	Louisiana Tech	10/7/00
203	Vanderbilt	8/30/01
184	Connecticut	11/4/00
169	Idaho	10/6/01
156	UConn	11/17/01
134	Illinois	9/2/00
117	Maryland	9/23/00
116	LSU	11/10/01



Kippy Bayless led the Blue Raiders in rushing in 1993 and 1994.

116	Mississippi State	10/28/00
114	Murray State	9/16/00
110	South Florida	11/11/00
105	Louisiana -Monroe	10/14/00
104	UT Martin	11/6/99

### MIKE MOORE (13)

Yards	Opponent	Date
219	East Tennessee St.	11/13/76
212	Western Carolina	11/1/75
202	Morehead St.	9/25/76
194	East Tennessee St.	11/15/75
165	Carson-Newan College	9/13/75
146	Tennessee-Chattanooga	10/2/76
136	Tennessee Tech	11/20/76
130	Austin Peay State	10/29/77
124	East Tennessee St.	11/16/74
114	Tennessee-Martin	9/17/77
106	Murray St.	10/15/77
106	Eastern Kentucky	10/8/77
101	Eastern Kentucky	10/11/75

### GERALD ANDERSON (12)

Yards	Opponent	Date
214	Youngstown St.	11/2/85
154	Lenoir Rhyne	9/7/85
153	Western Kentucky	11/9/85
145	Western Kentucky	11/3/84
137	Tennessee St.	9/5/87
136	Jacksonville St.	9/21/85
123	Eastern Kentucky	11/24/84
118*	Georgia Southern	12/7/85
115	Murray St.	11/14/87
114	Eastern Kentucky	10/12/85
113	Youngstown St.	10/31/87
112	Mississippi Valley St.	10/10/87

### BRIGHAM LYONS (9)

Yards	Opponent	Date
188	Murray St.	9/26/92
144*	Appalachian St.	11/28/92
140	Tennessee St.	9/2/95
135	Austin Peay	10/10/92
127	Alabama-Birmingham	9/30/95
117	Morehead St.	9/16/95
111	Southeast Missouri St.	10/24/92
109	Tennessee St.	10/2/93
107*	Marshall	12/5/92

## YEARLY LEADERS

Year	Player	Att	Yards	TDs	Avg
1949	Maxie Runion	---	710	---	---
1950	Not Available	---	---	---	---
1951	John Raymond Smith	---	640	---	---
1952	Bobby Young	---	921	---	---
1953	Bobby Young	186	1,082	8	5.8
1954	Clifton Tribble	---	685	---	---
1955	Terry Sweeney	110	563	4	5.1
1956	Tillman Harris	80	571	4	7.1
1957	Ray Purvis	64	490	4	7.7
1958	Bucky Pitts	104	639	3	6.1
1959	Ray Purvis	64	583	8	9.1
1960	Larry Puryer	123	500	3	4.1
1961	Phil Grammer	90	417	6	4.6
1962	David Petty	92	400	3	4.3
1963	David Petty	87	332	6	3.8
1964	Bob Hlodan	101	557	3	5.5
1965	Bob Hlodan	89	422	2	4.7
1966	Larry Mathews	128	550	5	4.3
1967	Larry Mathews	138	442	9	3.2
1968	Taylor Edwards	110	377	8	3.4
1969	Reuben Justice	110	375	4	3.4
1970	Reuben Justice	231	878	4	3.8
1971	Reuben Justice	116	435	4	3.8
1972	Melvin Daniels	148	519	8	3.5
1973	Joe Pelt	89	414	0	4.7
1974	Dwaine Copeland	155	858	5	5.5
1975	Mike Moore	212	1,247	7	5.9
1976	Mike Moore	249	1,188	9	4.8
1977	Mike Moore	*296	1,015	8	3.4
1978	Joe Bowers	119	415	3	3.5
1979	Paul Carter	96	479	0	5.0
1980	Sammy Bryant	159	635	2	4.0
1981	Sammy Bryant	158	523	6	3.3
1982	Danny Colwell	124	697	1	5.6
1983	Vince Hall	137	949	7	6.9
1984	Vince Hall	260	*1,439	5	5.5
1985	Gerald Anderson	182	1,062	12	5.8
1986	Dwight Stone	219	1,026	13	4.7
1987	Gerald Anderson	191	980	11	5.1
1988	Joe Campbell	118	626	9	5.3
1989	Joe Campbell	171	940	8	5.5
1990	Joe Campbell	151	1,136	13	7.5
1991	Joe Campbell	198	1,121	14	5.7
1992	Walter Dunson	151	964	13	6.4
1993	Kippy Bayless	198	1,214	15	6.1
1994	Kippy Bayless	268	1,346	15	5.0
1995	Brigham Lyons	210	876	10	4.2
1996	Kelverick Green	137	655	7	4.8
1997	Lebrian McGill	137	653	9	4.8
1998	Torin Kirtsey	154	774	7	5.0
1999	Jamison Palmer	117	548	9	4.7
2000	Dwone Hicks	186	1277	19	6.9
2001	Dwone Hicks	191	1143	20	6.0

**REUBEN JUSTICE (9)**

Yards	Opponent	Date
146	Western Kentucky	
143	Tennessee-Chattanooga	
138	Tennessee-Chattanooga	
127	Tennessee-Martin	
123	Tennessee Tech	
120	East Tennessee St.	11/15/87
114	Tennessee Tech	11/27/89
103	Florence St.	9/11/71
101	Eastern Kentucky	10/10/70

**DWIGHT STONE (7)**

Yards	Opponent	Date
181	Morehead St.	11/8/86
151	Southwest Missouri St.	10/18/86
148	Georgia Southern	9/20/86
136	Lenoir Rhyne	9/7/85
108*	Georgia Southern	12/7/85
106	Tennessee Tech	11/23/85
104	Morehead St.	9/28/85

**WALTER DUNSON (6)**

Yards	Opponent	Date
224	Tennessee-Martin	11/7/92
187	Murray St.	9/26/92
164	Tennessee St.	9/5/92
152	Northern Illinois	10/3/92
144	Morehead St.	11/16/91
102	Tennessee Tech	11/23/91

**KELVERRICK GREEN (6)**

Yards	Opponent	Date
259	Tennessee-Martin	11/7/98
175	Tennessee-Martin	11/9/96
130	Western Kentucky	10/19/96
124	Tennessee Tech	11/23/96
115	Tennessee-Martin	10/11/97
115	Southeast Missouri St.	10/26/96

**LEBRIAN MCGILL (6)**

Yards	Opponent	Date
143	Tennessee-Chattanooga	9/14/96
125	Southeast Missouri St.	10/27/97
124	Southeast Missouri	10/21/95
117	Tennessee Tech	11/11/95
109	Jacksonville St.	10/4/97
109	Austin Peay St.	10/7/95

**MARVIN COLLIER-QB (4)**

Yards	Opponent	Date
172	Mississippi Valley St.	10/10/87
152	Akron	11/16/85
127	Youngstown St.	11/1/86
110	Georgia Southern	9/20/86

**DWAINE COPELAND (4)**

Yards	Opponent	Date
200	Ball St.	11/2/74
142	Morehead St.	9/28/74
120	Eastern Kentucky	10/6/73
106	Austin Peay	10/20/73

**KEVIN BAKER (3)**

Yards	Opponent	Date
136	Western Kentucky	11/5/83
110	Western Kentucky	11/6/82
108	Murray St.	10/16/82

**BOBBY JOE EASTER (3)**

Yards	Opponent	Date
177	Western Carolina	11/1/75

137	Eastern Kentucky	10/11/75
132	Carson Newman College	9/13/75

**WADE JOHNSON (3)**

Yards	Opponent	Date
132	Austin Peay St.	10/22/88
111	Tennessee-Chattanooga	9/30/89
100	Tennessee St.	9/5/87

**TORIN KIRTSEY (3)**


Yards	Opponent	Date
251	Tennessee St.	9/5/98
148	Eastern Illinois	10/24/98
127	Murray St.	10/10/99

**RICKY MARTIN (3)**

Yards	Opponent	Date
229	Murray St.	11/10/90
215	Tennessee Tech	11/17/90
119	Murray St.	11/14/87

**LARRY MATTHEWS (3)**

Yards	Opponent	Date
165	Morehead State	10/22/66
106	Tennessee Tech	11/23/67



Dwone Hicks is on pace to become MT's all-time leading rusher.

105	Morehead State	10/23/65
-----	----------------	----------

**BOB HLODAN (3)**

Yards	Opponent	Date
177	Tennessee Tech	11/26/64
120	Austin Peay	10/13/64
103	Chattanooga	10/17/64

**RESHARD LEE (2)**

Yards	Opponent	Date
146	Arkansas State	11/3/01
127	Louisiana-Lafayette	9/29/01

**CHRIS BRYAN (2)**

Yards and opponent not available

**JOE PELT (2)**

Yards	Opponent	Date
142	East Tennessee St.	11/11/72
117	Tennessee Tech	11/18/72

**JAMISON PALMER (1)**

Yards	Opponent	Date
183	Wofford	9/18/99

**DON CALLOWAY (1)**

Yards	Opponent	Date
108	Louisiana-Lafayette	11/18/00

**PAT MORRISON (1)**

Yards	Opponent	Date
104	Murray State	10/14/67

**JOHN BLANKENSHIP (1)**

Yards	Opponent	Date
110	Murray St.	10/31/70

**GENE CARNEY (1)**

Yards	Opponent	Date
123	Murray St.	10/18/69

**PAUL CARTER (1)**

Yards	Opponent	Date
125	Eastern Kentucky	10/6/79

**MEL DANIELS (1)**

Yards	Opponent	Date
136	Morehead St.	9/23/72

**DAVID FRITTS (1)**

Yards	Opponent	Date
123	Murray St.	10/14/72

**RODNEY SHELTON (1)**

Yards	Opponent	Date
106	Murray St.	9/25/93

## 200-YARD RUSHING GAMES

- JOE CAMPBELL (3)
- VINCE HALL (3)
- MIKE MOORE (3)
- DWONE HICKS (2)
- RICKY MARTIN (2)
- GERALD ANDERSON (1)
- DWAINE COPELAND (1)
- WALTER DUNSON (1)
- KELVERRICK GREEN (1)
- TORIN KIRTSEY (1)

\*Occurred in a playoff game.

## 1,000 YARDERS

Player/Season	Rushes	Yards	Avg
1. Vince Hall, '84	260	1,439	5.5
2. Kippy Bayless, '94	268	1,346	5.0
3. Dwone Hicks, '00	186	1,277	6.9
4. Mike Moore, '75	212	1,247	5.9
5. Kippy Bayless, '93	198	1,214	6.1
6. Mike Moore, '76	249	1,188	4.8
7. Dwone Hicks, '01	191	1,143	6.0
8. Joe Campbell, '90	151	1,136	7.5
9. Joe Campbell, '91	198	1,121	5.7
10. Bobby Young, '53	186	1,082	5.8
11. Ger. Anderson, '85	182	1,062	5.8
12. Dwight Stone, '86	219	1,026	4.7
13. Mike Moore, '77	*296	1,015	3.4

\*MT record

# Passing

## SINGLE GAME

### Passes Attempted (40)

47	Wes Counts vs UCF	11/13/99
46	Jonathan Quinn vs UT-Chattanooga	9/13/97
46	Kelly Holcomb vs James Madison	9/10/94
45	Jonathan Quinn vs Tennessee St.	9/6/97
44	Billy Walker vs UT-Martin	10/28/67
44	Kelly Holcomb vs Eastern Kentucky	12/7/91
43	Phil Ironside vs Kelly Holcomb	9/29/90
43	Wes Counts vs Troy State	10/2/99
42	Kelly Holcomb vs Eastern Kentucky	11/23/93
41	Wes Counts vs Louisiana Tech	10/16/99

### Passes Completed (24)

29	Wes Counts vs New Mexico State	10/27/01
29	Wes Counts vs Louisiana Tech	10/16/99
29	Wes Counts vs UCF	11/13/99
28	Wes Counts vs UL-Monroe	9/22/01
27	Wes Counts vs Vanderbilt	8/30/01
27	Phil Ironside vs UT-Chattanooga	9/29/90
27	Wes Counts vs Arizona	9/11/99
26	Wes Counts vs Troy State	10/2/99
26	Wes Counts vs Wofford	9/18/99
26	Wes Counts vs East Tennessee	11/29/99

### Completion Pct. (15 att.)

91.3	Kelly Holcomb (J'ville)	10/29/94	21-23
83.9	Wes Counts (Wofford)	9/18/99	26-31
82.1	Wes Counts (Idaho)	10/6/01	23-28
81.2	Jason Johnson (Illinois)	9/2/00	13-16
81.0	Wes Counts (UConn)	11/4/00	17-21
80.0	Wes Counts (UL-Monroe)	9/22/01	28-35
76.3	Wes Counts (NMSU)	10/27/01	29-38
75.9	Wes Counts (Murray St.)	10/10/98	22-29

### OTHER:

90.0	Mickey Corwin (Savannah)	9/3/83	9-10
------	--------------------------	--------	------

### Passing Yards (300)

459	Wes Counts (Idaho)	10/6/01
376	Wes Counts (New Mexico State)	10/27/01
362	Wes Counts (Wofford)	9/18/99
356	Jonathan Quinn (UT-Martin)	11/4/95
347	Wes Counts (UL-Lafayette)	9/25/99
346	Billy Walker (UT-Martin)	10/28/67
341	Kelly Holcomb (James Madison)	9/10/94
339	Phil Ironside (UT-Chattanooga)	9/29/90
336	Kelly Holcomb (Jacksonville St.)	10/29/94
332	Jonathan Quinn (Tennessee Tech)	11/11/95

### Touchdown Passes (4)


6	Wes Counts (Idaho)	10/6/01
5	Billy Walker (UT-Martin)	10/28/67
4	Jonathan Quinn (Southeast Missouri)	10/25/97
4	Jonathan Quinn (Eastern Illinois)	11/27/97
4	Kelly Holcomb (Eastern Kentucky)	10/17/92
4	Mickey Corwin (Western Kentucky)	11/3/84
4	Mickey Corwin (Morehead State)	9/24/83
4	Wes Counts (South Florida)	11/11/00

### Most Interceptions (3)

5	Mike Robinson	UT-Chattanooga	10/1/77
5	Sammy Bryant	Tennessee Tech	11/21/81
4	Jonathan Quinn	Murray State	9/27/97
4	Kelly Holcomb	Marshall	11/26/94
4	Mickey Corwin	Austin Peay	10/20/84
3	Fred Rorhdanz	East Tennessee	11/16/74
3	Fred Rorhdanz	Tennessee Tech	11/18/72
3	Fred Rorhdanz	Tennessee State	9/7/74
3	Jonathan Quinn	Texas A&M	11/18/95
3	Kelly Holcomb	Marshall	11/3/92
3	Van Dangler	Morehead State	11/7/87

### Longest Completion (70)

98	Jonathan Quinn to Demetric Mostiller	11/11/95	(Tennessee Tech)
----	--------------------------------------	----------	------------------



Wes Counts owns nearly every passing record at MT.

95	Francis Reynolds to Travis Akin	10/30/54	(Florence State)
88	Jonathan Quinn to Demetric Mostiller	10/26/96	(Southeast Missouri)
79	Torin Kirtsey to Hansford Johnson	10/10/98	(Murray State)
78	Marvin Collier to Robert Alford	10/26/85	(Austin Peay)
77	Wes Counts to Sulecio Sanford	10/31/98	(Southeast Missouri)

## SINGLE SEASON

### Pass Attempts

390	Wes Counts (249-390-13)	1999
293	Jonathan Quinn (167-293-10)	1997
288	Billy Walker (152-288-15)	1967
259	Wes Counts (188-259-4)	2001
257	Bill Griffith (113-257-17)	1969
255	Dickie Thomas (123-255-20)	1968

244	Kelly Holcomb (146-244-9)	1994
240	Kelly Holcomb (133-240-6)	1993
231	Phil Ironside (140-231-6)	1990
223	Jonathan Quinn (108-223-7)	1995

### Pass Completions

249	Wes Counts (249-390-13)	1999
188	Wes Counts (188-259-4)	2001
167	Jonathan Quinn (167-293-10)	1997
152	Billy Walker (152-288-15)	1967
146	Kelly Holcomb (146-244-9)	1994
142	Wes Counts (142-212-2)	1998
140	Phil Ironside (140-231-6)	1990
133	Kelly Holcomb (133-240-6)	1993
130	Kelly Holcomb (130-209-4)	1991
127	Wes Counts (127-218-5)	2000

### Passing Yards

2603	Wes Counts (249-390-13)	1999
2327	Wes Counts (188-259-4)	2001
2209	Jonathan Quinn (167-293-10)	1997
2154	Kelly Holcomb (146-244-9)	1994
1872	Phil Ironside (140-231-6)	1990
1856	Billy Walker (152-288-15)	1967
1763	Kelly Holcomb (130-209-4)	1991
1749	Teddy Morris (108-211-12)	1965
1738	Kelly Holcomb (133-240-6)	1993
1724	Jonathan Quinn (108-223-7)	1995

### Passing TDs

21	Mickey Corwin	1984
17	Wes Counts	2001
16	Teddy Morris	1965
16	Jonathan Quinn	1997
15	Kelly Holcomb	1994
15	Billy Walker	1967
14	Wes Counts	1999
12	Mickey Corwin	1983
12	Teddy Morris	1963
12	Billy Walker	1966

### Passes Had Intercepted

20	Dickie Thomas (123-255-20)	1968
17	Bill Griffith (113-257-17)	1969
15	Billy Walker (152-288-15)	1967
15	Mike Robinson (76-171-15)	1977
13	Wes Counts (249-390-13)	1999
13	Mike Robinson (75-188-13)	1975
13	Billy Walker (100-192-13)	1966
12	Teddy Morris (108-211-12)	1965
12	Brown Sanford (102-211-12)	1979
12	Mike Robinson (63-139-12)	1976

### Completion Pct. (min. 20 att.)

72.6	Wes Counts (188-259-4)	2001
67.0	Wes Counts (142-212-2)	1998
65.7	Phil Ironside (23-35-0)	1988
63.8	Wes Counts (249-390-13)	1999
62.2	Kelly Holcomb (130-209-4)	1991
61.2	Mickey Corwin (120-196-9)	1984

# YEARLY LEADERS

Year	Player	Att	Comp	Int	Yds	TD	Pct
1949	J. B. Proctor	---	---	---	474	---	---
1950	Not Available	---	---	---	---	---	---
1951	Not Available	---	---	---	---	---	---
1952	Not Available	---	---	---	---	---	---
1953	Francis Reynolds	50	20	4	316	2	40.0
1954	Sid Corban	---	---	---	426	---	---
1955	Francis Reynolds	94	39	8	757	8	41.5
1956	Jimmy Dunlap	52	28	5	320	4	53.8
1957	Bob Hallum	66	36	5	551	11	54.5
1958	Bob Hallum	53	21	5	301	6	39.6
1959	Whit Watson	50	27	6	280	2	54.0
1960	Terry Bailey	63	26	5	427	4	41.3
1961	Terry Bailey	71	37	6	796	10	52.1
1962	Teddy Morris	82	47	6	726	6	57.3
1963	Teddy Morris	138	87	7	1325	12	63.0
1964	Teddy Morris	156	84	9	999	7	53.8
1965	Teddy Morris	211	108	12	1749	16	51.2
1966	Billy Walker	192	100	13	1351	12	52.1
1967	Billy Walker	288	152	15	1856	15	52.8
1968	Dickie Thomas	255	123	20	1619	7	48.2
1969	Bill Griffith	257	113	17	1382	6	44.0
1970	Dean Rodenbeck	69	32	2	340	1	46.4
1971	Melvin Daniels	113	44	6	585	3	38.9
1972	Fred Rohrdanz	142	66	8	981	5	46.5
1973	Tommy Beaver	114	52	6	575	2	45.6
1974	Fred Rohrdanz	92	28	11	485	5	30.4
1975	Mike Robinson	188	75	13	1117	7	39.9
1976	Mike Robinson	139	63	12	1021	7	45.3
1977	Mike Robinson	171	76	15	911	5	44.4
1978	Duane West	110	45	7	549	2	40.9
1979	Brown Sanford	211	102	12	1474	9	48.3
1980	Brown Sanford	176	74	11	894	4	42.0
1981	Brown Sanford	141	64	9	886	2	45.4
1982	Brad Zeitner	124	51	7	615	6	41.1
1983	Mickey Corwin	202	117	10	1658	12	57.9
1984	Mickey Corwin	196	120	9	1565	21	61.2
1985	Marvin Collier	129	76	6	1171	10	58.9
1986	Marvin Collier	149	81	4	1089	8	54.4
1987	Marvin Collier	140	56	8	923	4	47.1
1988	Marvin Collier	176	79	8	1051	7	44.9
1989	Phil Ironside	181	95	5	1408	10	51.9
1990	Phil Ironside	231	140	6	1872	8	60.6
1991	Kelly Holcomb	209	130	4	1763	5	62.2
1992	Kelly Holcomb	188	92	6	1409	9	54.8
1993	Kelly Holcomb	240	133	6	1738	7	55.4
1994	Kelly Holcomb	244	146	9	2154	15	59.8
1995	Jonathan Quinn	223	108	7	1724	8	48.4
1996	Jonathan Quinn	159	71	9	931	4	44.7
1997	Jonathan Quinn	293	167	10	2209	16	57.0
1998	Wes Counts	212	142	2	1541	11	67.0
1999	Wes Counts	390	249	13	2603	14	63.8
2000	Wes Counts	218	127	5	1536	8	58.3
2001	Wes Counts	259	188	4	2327	17	72.6

61.1	Jason Johnson (88-144-5)	2000
60.6	Phil Ironside (140-231-6)	1990
59.8	Kelly Holcomb (146-244-9)	1994
58.9	Marvin Collier (76-129-6)	1985

### Pass Efficiency (min. 20 att.)

166.6	Wes Counts (188-259-4)	2001
154.5	Mickey Corwin (120-196-9)	1984
151.4	Marvin Collier (76-129-6)	1985
146.9	Kelly Holcomb (146-244-9)	1994
145.3	Phil Ironside (23-35-0)	1988
143.3	Wes Counts (142-212-2)	1998
137.1	Kelly Holcomb (130-209-4)	1991
136.6	Mickey Corwin (117-202-10)	1983
135.7	Kelly Holcomb (92-168-6)	1992
134.9	Phil Ironside (140-231-6)	1990

### Avg. Yds/Pass (min. 20 att.)

9.6	Teddy Morris (87-1375)	1963
9.1	Marvin Collier (76-129-6)	1985
9.0	Wes Counts (188-259-4)	2001
8.9	Teddy Morris (47-82)	1962
8.8	Kelly Holcomb (146-244-9)	1994
8.4	Kelly Holcomb (130-209-4)	1991
8.4	Kelly Holcomb (92-168-6)	1992


8.2	Mickey Corwin (117-202-10)	1983
8.1	Phil Ironside (140-231-6)	1990
8.1	Francis Reynolds (39-94)	1955
8.0	Mickey Corwin (120-196-9)	1984

### Avg. Yds/Comp. (min. 20 att.)

19.4	Francis Reynolds (39-94)	1955
17.3	Fred Rohrdanz (28-92-5)	1974
16.5	Marvin Collier (56-140-8)	1987
16.2	Mike Robinson (63-139-7)	1976
16.0	Jonathan Quinn (108-223-7)	1995
15.4	Marvin Collier (76-129-6)	1985
15.4	Teddy Morris (47-82-6)	1962
15.3	Kelly Holcomb (92-168-6)	1992
15.2	Teddy Morris	1963
15.1	Butch Hamby (17-55-1)	1982

### Passing Yds/G (min. 5 games)

236.6	Wes Counts (11 games)	1999
220.9	Jonathan Quinn (10 games)	1997
211.5	Wes Counts (11 games)	2001
195.8	Kelly Holcomb (11 games)	1994



Marvin Collier was a four-year starter for MT from 1985-88.

170.2	Phil Ironside (11 games)	1990
165.8	Mickey Corwin (10 games)	1983
160.3	Kelly Holcomb (11 games)	1991
158.0	Kelly Holcomb (11 games)	1993
156.7	Jonathan Quinn (11 games)	1995
154.1	Wes Counts (10 games)	1998

### Consecutive Completions

15	Wes Counts	2001
13	Kelly Holcomb	1991

## CAREER

### Pass Attempts

1079	Wes Counts (706-1079-24)	1998-01
861	Kelly Holcomb (501-861-25)	1991-94
675	Jonathan Quinn (346-675-26)	1995-97
594	Marvin Collier (292-594-26)	1985-88
587	Teddy Morris (326-587-34)	1962-65
549	Billy Walker (286-549-32)	1964-67

537	Mike Robinson (228-537-46)	1974-77
534	Brown Sanford (242-534-32)	1979-81,83
447	Phil Ironside (258-447-11)	1988-90
398	Mickey Corwin (237-398-19)	1983-84

### Pass Completions

706	Wes Counts (706-1079-24)	1998-01
501	Kelly Holcomb (501-861-25)	1991-94
346	Jonathan Quinn (346-675-26)	1995-97
326	Teddy Morris (326-587-34)	1962-65
292	Marvin Collier (292-594-26)	1985-88
286	Billy Walker (286-549-32)	1964-67
258	Phil Ironside (258-447-11)	1988-90
242	Brown Sanford (242-534-32)	1979-81,83
237	Mickey Corwin (237-398-19)	1983-84
228	Mike Robinson (228-537-46)	1974-77

### Passing Yards

8007	Wes Counts (706-1079-24)	1998-01
7064	Kelly Holcomb (501-861-25)	1991-94
4864	Jonathan Quinn (346-675-26)	1995-97
4799	Teddy Morris (326-587-34)	1962-65
4234	Marvin Collier (292-594-26)	1985-88
3664	Billy Walker (286-549-32)	1964-67
3533	Phil Ironside (258-447-11)	1988-90
3302	Brown Sanford (242-534-32)	1979-81,83
3281	Mike Robinson (228-537-46)	1974-77
3223	Mickey Corwin (237-398-19)	1983-84

### Passing TDs

50	Wes Counts	1998-01
41	Teddy Morris	1962-65
36	Kelly Holcomb	1991-94
33	Mickey Corwin	1983-84
30	Billy Walker	1964-67
29	Marvin Collier	1985-88
28	Jonathan Quinn	1995-97
22	Bob Hallum	1957-58
20	Phil Ironside	1988-90
19	Mike Robinson	1974-77

### Passes Had Intercepted

46	Mike Robinson (228-537-46)	1974-77
34	Teddy Morris (326-587-34)	1962-65
32	Billy Walker (286-549-32)	1964-67
32	Brown Sanford (242-534-32)	1979-81,83
26	Jonathan Quinn (346-675-26)	1995-97
26	Fred Rohrdanz (136-328-26)	1971-74
26	Marvin Collier (292-594-26)	1985-88
25	Kelly Holcomb (501-861-25)	1991-94
24	Wes Counts (706-1079-24)	1998-01
21	Dickie Thomas (132-282-21)	1966-68

### Completion Pct (min. 100 att.)

65.4	Wes Counts (706-1079-24)	1998-01
59.5	Mickey Corwin (237-398-19)	1983-84
58.2	Kelly Holcomb (501-861-25)	1991-94
58.0	Jason Johnson (112-193-7)	2000-01
57.7	Phil Ironside (258-447-11)	1988-90
51.3	Jonathan Quinn (346-675-26)	1995-97
49.2	Marvin Collier (292-594-26)	1985-88

### Pass Eff. (min. 100 att.)

145.4	Mickey Corwin (237-398-19)	1983-84
138.6	Wes Counts (706-1079-24)	1998-01
135.1	Kelly Holcomb (501-861-25)	1991-94

134.0	Phil Ironside (258-447-11)	1988-90
120.5	Jason Johnson (112-193-7)	2000-01
117.8	Jonathan Quinn (346-675-26)	1995-97
116.4	Marvin Collier (292-594-26)	1985-88

**Avg. Yds/Pass (min. 100 att.)**

8.2	Kelly Holcomb (501-861-25)	1991-94
8.1	Mickey Corwin (237-398-19)	1983-84
7.9	Phil Ironside (258-447-11)	1988-90
7.4	Wes Counts (706-1079-24)	1998-01
7.2	Jonathan Quinn (346-675-26)	1995-97
7.1	Marvin Collier (292-594-26)	1985-88
6.9	Jason Johnson (112-193-7)	2000-01

**Avg. Yds/Comp. (min. 100 att.)**

14.5	Marvin Collier (292-594-26)	1985-88
14.1	Kelly Holcomb (501-861-25)	1991-94
14.1	Jonathan Quinn (346-675-26)	1995-97
13.7	Phil Ironside (258-447-11)	1988-90
13.6	Brown Sanford (242-534-32)	1979-81,83
13.6	Mickey Corwin (237-398-19)	1983-84

**Passing Yds/G (min. 11 games)**

186.2	Wes Counts (43 games)	1998-01
164.3	Kelly Holcomb (43 games)	1991-94
153.5	Mickey Corwin (21 games)	1983-84
152.0	Jonathan Quinn (32 games)	1995-97
126.2	Phil Ironside (28 games)	1988-90
113.9	Brown Sanford (29 games)	1979-81,83
103.3	Marvin Collier (41 games)	1985-88
73.8	Jason Johnson (18 games)	2000-01
61.4	Ronnie Gordon (11 games)	1996

**200-YARD PASSING GAMES**

**WES COUNTS (18)**

Yards	Opponent	Date
459	Idaho	10/6/01
376	New Mexico State	10/27/01
362	Wofford	9/18/99
347	UL Lafayette	9/25/99
331	Troy State	10/2/99
314	Southeast Missouri St.	10/31/98
308	Vanderbilt	8/30/01
299	UCF	11/13/99
274	Louisiana-Monroe	9/22/01
260	Murray State	9/16/00
245	Tennessee Tech	11/3/98
242	Mississippi State	10/28/00
234	East Tennessee	11/20/99
229	Murray State	10/10/98
226	South Florida	11/11/00
222	Connecticut	11/4/00
220	Troy State	9/8/01
215	Louisiana Tech	10/16/99

**KELLY HOLCOMB (12)**

Yards	Opponent	Date
341	James Madison	9/10/94
336	Eastern Kentucky	11/13/93
313	Jacksonville St.	10/29/94
291	Eastern Kentucky	10/17/92
257	Southeast Missouri St.	10/22/94
255*	Eastern Kentucky	12/7/91
250	Austin Peay St.	11/5/94
235	Murray St.	9/28/91
229*	Marshall	11/26/94
226	Tennessee Tech	11/23/91
217	Tulsa	10/30/93
210	Eastern Kentucky	9/21/91

**JONATHAN QUINN (12)**

Yards	Opponent	Date
356	Tennessee-Martin	11/4/95
332	Tennessee Tech	11/11/95


290	Tennessee-Chattanooga	9/13/97
275	Georgia Southern	9/9/95
266	Tennessee Tech	11/22/97
256	Tennessee St.	9/6/97
256	Southeast Missouri St.	10/26/96
252	Tennessee-Martin	10/11/97
248	Murray St.	9/27/97
240	Eastern Kentucky	11/15/97
213	Jacksonville St.	10/4/97
207	Jacksonville St.	10/5/96

**TEDDY MORRIS (8)**

Yards	Opponent	Date
274	NA	NA
272	East Tennessee	11/13/65
253	Tennessee Tech	11/25/65
220	Chattanooga	10/16/65
220	Western Kentucky	10/5/63
220	Morehead State	10/26/63
216	Murray State	11/6/65
210	Austin Peay	10/30/65

**BILLY WALKER (6)**

Yards	Opponent	Date
346	NA	NA
265	Western Kentucky	10/1/66
239	Navy	9/16/67
222	Austin Peay	10/21/67
208	Tennessee Tech	11/23/67



Kelly Holcomb had three 300-yard passing games as a Blue Raider.

207	Eastern Kentucky	10/7/67
-----	------------------	---------

**MICKEY CORWIN (4)**

Yards	Opponent	Date
300	Western Kentucky	11/3/84
230	Morehead St.	9/24/83
225	Murray St.	
213	Savannah St.	9/3/83

**PHIL IRONSIDE (4)**

Yards	Opponent	Date
339	Tennessee-Chattanooga	9/29/90
270	Austin Peay St.	10/20/90
215	Western Kentucky	9/16/89
211	Western Kentucky	9/22/90

**BROWN SANFORD (3)**

Yards	Opponent	Date
291	Austin Peay St.	10/27/74
241	Western Kentucky	11/8/80
211	East Tennessee St.	11/10/79

**JASON JOHNSON (2)**

Yards	Opponent	Date
226	Louisiana-Lafayette	11/18/00

201	Louisiana Tech	10/7/00
-----	----------------	---------

**MARVIN COLLIER (2)**

Yards	Opponent	Date
230	Eastern Kentucky	10/12/85
204	Murray St.	8/19/85

**BILL GRIFFITH (1)**

Yards	Opponent	Date
231	East Tennessee	11/15/69

**RONNIE GORDON (1)**

Yards	Opponent	Date
230	Eastern Illinois	11/19/96

**300-YARD PASSING GAMES**

**WES COUNTS (7)**

Yards	Opponent	Date
459	Idaho	10/6/01
376	New Mexico State	10/27/01
362	Wofford	9/18/99
347	UL Lafayette	9/25/99
331	Troy State	10/2/99
314	Southeast Missouri St.	10/31/98
308	Vanderbilt	8/30/01

**KELLY HOLCOMB (3)**

Yards	Opponent	Date
341	James Madison	9/10/94
336	Eastern Kentucky	11/13/93
313	Jacksonville St.	10/29/94

**JONATHAN QUINN (2)**

Yards	Opponent	Date
356	Tennessee-Martin	11/4/95
332	Tennessee Tech	11/11/95

**MICKEY CORWIN (1)**

Yards	Opponent	Date
300	Western Kentucky	11/3/84

**PHIL IRONSIDE (1)**

Yards	Opponent	Date
339	Tennessee-Chattanooga	9/29/90

\*Division I-AA playoff game

**1,000 YARDERS**

Player/Year	Comp	Att	Int	Yards	TDs	Pct
1. W. Counts, '99	249	390	13	2603	14	.638
2. W. Counts, '01	188	259	4	2327	17	.726
3. J. Quinn, '97	167	293	10	2209	16	.570
4. K. Holcomb, '94	146	244	9	2154	15	.598
5. P. Ironside, '90	140	231	6	1872	8	.606
6. B. Walker, '65	152	288	15	1856	15	.528
7. K. Holcomb, '91	130	209	4	1763	5	.622
8. T. Morris, '65	108	211	12	1749	16	.512
9. K. Holcomb, '93	133	240	6	1738	7	.554
10. J. Quinn, '95	108	223	7	1724	8	.484
11. M. Corwin, '83	117	202	10	1658	12	.579
12. D. Thomas, '68	123	255	20	1619	7	.482
13. M. Corwin, '84	120	196	9	1565	21	.612
14. W. Counts, '98	142	212	2	1541	11	.670
15. W. Counts, '00	127	218	5	1536	8	.583
16. B. Sanford, '79	102	211	12	1474	9	.483
17. K. Holcomb, '92	92	168	6	1409	9	.548
18. P. Ironside, '89	95	181	5	1408	10	.519
19. B. Griffith, '69	113	257	17	1382	6	.440
20. B. Walker, '66	100	192	13	1351	12	.521
21. T. Morris, '63	87	138	7	1325	12	.630
22. M. Collier, '85	76	129	6	1171	10	.589
23. M. Robinson, '75	75	188	13	1117	7	.399
24. M. Collier, '86	81	149	4	1089	8	.544
25. M. Collier, '88	79	176	8	1051	7	.449
26. J. Johnson, '00	88	144	5	1006	4	.611

# Total Offense



Phil Ironside



Mickey Corwin

## SINGLE GAME

### Total Offense Plays (45)

60	Wes Counts (UCF)	11/13/99
54	Wes Counts (Troy St.)	10/2/99
53	Wes Counts (NMSU)	10/27/01
53	Kelly Holcomb (JMU)	9/10/94
52	Billy Walker (UT-Martin)	10/28/67
52	Phil Ironside (UT-Chattanooga)	9/29/90
51	Jonathan Quinn (UT-Chattanooga)	9/13/97
51	Jonathan Quinn (Tennessee State)	9/6/97
50	Wes Counts (Louisiana Tech)	10/16/99
49	Wes Counts (Arizona)	9/11/99

### Total Offense Yards (333)

451	Wes Counts (Idaho)	10/6/01	-8 r, 459 p
405	Wes Counts (NMSU)	10/27/01	29 r, 376 p
382	Wes Counts (Wofford)	9/18/99	20 r, 362 p
369	Kelly Holcomb (JMU)	9/10/94	341 p, 28 r
358	Kelly Holcomb (EKU)	11/13/93	336 p, 22 r
353	Wes Counts (ULL)	9/25/99	6 r, 347 p
352	Jonathan Quinn (UT-M)	11/4/95	346 p, 6 r
342	Wes Counts (Troy State)	10/2/99	11 r, 331 p
336	Kelly Holcomb (J'ville St.)	10/29/94	313 p, 23 r
333	Jonathan Quinn (TTU)	11/11/95	332 p, 1 r

### Avg. Gain/Play (20 plays)

13.3	Wes Counts (Idaho)	10/6/01	451
11.7	Jonathan Quinn (UT-M)	11/4/95	352
10.9	Kelly Holcomb (EKU)	10/17/92	295
10.8	Kelly Holcomb (J'ville St.)	10/29/94	336
10.7	Kelly Holcomb (MSU)	9/28/91	246
10.4	Jonathan Quinn (TTU)	11/11/95	333
10.1	Wes Counts (Wofford)	9/18/99	382
9.8	Wes Counts (UConn)	11/4/00	245
9.8	Marvin Collier (EKU)	10/12/85	264
9.7	Dwone Hicks (La. Tech)	10/7/00	311
9.7	Phil Ironside (APSU)	10/20/90	280

## SINGLE SEASON

### Total Offense Yards

2684	Wes Counts (481-81)	1999
2471	Wes Counts (326-67)	2001
2379	Jonathan Quinn (359-170)	1997
2251	Kelly Holcomb (312-97)	1994
1960	Billy Walker (389-104)	1967
1933	Teddy Morris (300-184)	1965
1932	Phil Ironside (312-60)	1990
1781	Dickie Thomas (365-162)	1968
1773	Kelly Holcomb (258-10)	1991
1765	Marvin Collier (262-594)	1985

### Total Offense Plays (300)

481	Wes Counts	1999
389	Billy Walker	1967
365	Dickie Thomas	1968

359	Jonathan Quinn	1997
326	Wes Counts	2001
312	Kelly Holcomb	1994
312	Phil Ironside	1990
311	Mike Robinson	1975
308	Brown Sanford	1979
300	Kelly Holcomb	1993
300	Teddy Morris	300

### TDs Responsible For

24	Dwone Hicks	2001
21	Wes Counts	2001
21	Dwone Hicks	2000
21	Mickey Corwin	1984
17	Wes Counts	1999
16	Jonathan Quinn	1997
16	Teddy Morris	1965
15	Kelly Holcomb	1994
15	Billy Walker	1967
14	Wes Counts	1998

### Total Offense/G (min. 5 games)

244.0	Wes Counts (11 games)	1999
237.9	Jonathan Quinn (10 games)	1997
224.6	Wes Counts (11 games)	2001
204.6	Kelly Holcomb (11 games)	1994
175.6	Phil Ironside (11 games)	1990
172.1	Mickey Corwin (10 games)	1983
161.2	Kelly Holcomb (11 games)	1991
160.5	Marvin Collier (11 games)	1985
159.7	Kelly Holcomb (11 games)	1993
155.3	Jonathan Quinn (11 games)	1995

### Total Offense/Play (min. 50 plays)

8.55	Brigham Lyons (75-641)	1992
8.36	Ricky Martin (95-794)	1990
7.86	Walter Dunson (79-621)	1991
7.58	Wes Counts (326-67)	2001
7.52	Joe Campbell (151-1136)	1990
7.31	Reshard Lee (108-108)	2001
7.21	Kelly Holcomb (312-97)	1994

## CAREER

### Total Offense Yards

8181	Wes Counts (1352-165)	1998-01
6998	Kelly Holcomb (1074-66)	1991-94
5886	Marvin Collier (1085-1652)	1985-88
5566	Teddy Morris (918-767)	1962-65
5026	Jonathan Quinn (826-162)	1995-97
3915	Joe Campbell (642-3823)	1988-91
3854	Billy Walker (818-190)	1964-67
3740	Mike Moore (809-3678)	1974-77
3532	Phil Ironside (599--1)	1988-90
3432	Mike Robinson (889-151)	1974-77

### Total Offense Plays (300)

1352	Wes Counts	1998-01
1085	Marvin Collier	1985-88
918	Teddy Morris	1962-65
888	Mike Robinson	1974-77
809	Mike Moore	1974-77
714	Kelly Holcomb	1991-94

### TDs Responsible For

61	Wes Counts	1998-01
48	Dwone Hicks	1999-Present
41	Teddy Morris	1962-65
36	Kelly Holcomb	1991-94

33	Mickey Corwin	1983-84
30	Billy Walker	1964-67
29	Marvin Collier	1985-88
28	Jonathan Quinn	1995-97
22	Bob Hallum	1957-58
20	Phil Ironside	1988-90

### Total Offense/G (min. 5 games)

190.3	Wes Counts (43 games)	1998-01
162.7	Kelly Holcomb (43 games)	1991-94
157.1	Jonathan Quinn (32 games)	1995-97
153.1	Mickey Corwin (21 games)	1983-84
143.6	Marvin Collier (41 games)	1985-88

### Total Offense/Play (min. 50 plays)

6.96	Walter Dunson (248-1706)	1990-92
6.52	Kelly Holcomb (1074-66)	1991-94
6.49	Walt Crowder (97-630)	1990-92
6.25	Dwone Hicks (416-2602)	1999-Present
6.10	Joe Campbell (642-3823)	1988-91

## YEARLY LEADERS

Year	Player	Plays	Rush	Pass	Total
1949	Maxie Runion	---	710	180	890
1950	Not Available	---	---	---	---
1951	Bobby Young	---	921	---	921
1952	John Raymond Smith	---	---	---	909
1953	Bobby Young	201	1082	83	1165
1954	Not Available	---	---	---	---
1955	Francis Reynolds	129	11	757	768
1956	Tillman Harris	83	571	---	571
1957	Bob Hallum	184	460	551	1011
1958	Bob Hallum	170	373	301	674
1959	Ray Purvis	68	583	7	590
1960	Terry Bailey	97	87	427	514
1961	Terry Bailey	108	115	796	911
1962	Teddy Morris	127	61	726	787
1963	Teddy Morris	210	64	1325	1389
1964	Teddy Morris	281	458	999	1457
1965	Teddy Morris	300	184	1749	1933
1966	Billy Walker	310	-8	1351	1343
1967	Billy Walker	389	104	1856	1960
1968	Dickie Thomas	365	162	1619	1781
1969	Bill Griffith	314	-43	1382	1339
1970	Reuben Justice	232	878	42	920
1971	Melvin Daniels	228	402	585	987
1972	Fred Rohrdanz	181	-18	981	963
1973	Tommy Beaver	193	39	575	614
1974	Fred Rohrdanz	169	131	485	616
1975	M. A. Robinson	311	-18	1117	1099
1976	Mike Moore	251	1188	62	1250
1977	Mike Robinson	265	86	911	997
1978	Duane West	221	-23	549	526
1979	Brown Sanford	308	-88	1474	1386
1980	Brown Sanford	272	67	894	961
1981	Brown Sanford	254	-68	886	818
1982	Brad Zeilner	162	-30	615	585
1983	Mickey Corwin	262	63	1658	1721
1984	Mickey Corwin	283	-70	1565	1495
1985	Marvin Collier	262	594	1171	1765
1986	Marvin Collier	255	308	1089	1397
1987	Marvin Collier	276	470	923	1393
1988	Marvin Collier	292	280	1051	1331
1989	Phil Ironside	243	-65	1408	1343
1990	Phil Ironside	312	60	1872	1932
1991	Kelly Holcomb	258	10	1763	1773
1992	Kelly Holcomb	204	-192	1409	1217
1993	Kelly Holcomb	300	19	1738	1757
1994	Kelly Holcomb	312	97	2154	2251
1995	Jonathan Quinn	269	-16	1724	1708
1996	Jonathan Quinn	198	8	931	939
1997	Jonathan Quinn	359	170	2209	2379
1998	Wes Counts	288	-84	1541	1457
1999	Wes Counts	431	81	2603	2684
2000	Wes Counts	256	33	1536	1569
2001	Wes Counts	326	144	2327	2471

# Receiving

## SINGLE GAME

### Most Receptions (9)

12	Kendall Newson vs New Mex. St.	10/27/01
12	Tyrone Calico vs East Tennessee	11/29/99
11	Dennis Mimms vs Eastern Kentucky	11/13/93
11	Jerry Smith vs East Tennessee	11/13/65
11	Kendall Newson vs Wofford	9/18/99
10	David Youell vs New Mexico St.	10/27/01
10	Kendall Newson vs Maryland	9/23/00
10	Ray Palhegyi vs Western Kentucky	11/3/84
9	Kendall Newson vs Vanderbilt	8/30/01
9	Dennis Mimms vs Tulsa	10/30/93
9	Jimbo Pearson vs East Tennessee	11/13/64
9	Jimbo Pearson vs MSU	11/7/64
9	Kendall Newson vs Mississippi State	10/28/00
9	Kendall Newson vs Illinois	9/2/00
9	Steve Dark vs Eastern Kentucky	12/7/91
9	Sulecio Sanford vs Eastern Illinois	10/24/98
9	Tyrone Calico vs Louisiana Tech	10/16/99
9	Tyrone Calico vs Arizona	9/11/99

### Most Yds Receiving (160)

244	Demetric Mostiller (UT-Martin)	11/4/95
209	Demetric Mostiller (SEMO)	10/26/96
181	Kendall Newson (New Mex. St.)	10/27/01
180	Kendall Newson (Mississippi St.)	10/28/00
170	Kendall Newson (UL-Lafayette)	9/25/99
168	Robert Alford (Tennessee St.)	9/5/87
165	Demetric Mostiller (Ga. Southern)	9/9/95
162	Cory Simpson (James Madison)	9/10/94
162	Kendall Newson (Wofford)	9/18/99
160	Tyrone Calico (Idaho)	10/6/01

### High. Avg. Gain/Catch (3 rec.)

46.7	Dee Mostiller (Tenn. Tech)	11/11/95	3-140
42.7	Randall Miller (WKU)	11/4/72	3-128
40.3	Cory Simpson (Morehead St.)	10/15/94	3-121
39.3	Vince Hall (EKU)	10/9/82	3-118
33.0	Demetric Mostiller (Ga. So.)	9/9/95	5-165
32.0	Tyrone Calico (Idaho)	10/6/01	5-160
31.0	Demetric Mostiller (EIU)	11/16/96	5-155
30.5	Demetric Mostiller (UT-M)	11/4/95	8-244
30.0	Hansford Johnson (MSU)	10/10/98	3-90
29.9	Demetric Mostiller (SEMO)	10/26/96	7-209

### Most TD Catches (3)

3	Tyrone Calico (Idaho)	10/6/01
3	Cory Simpson (Morehead State)	10/15/94
3	Demetric Mostiller (Georgia Southern)	9/9/95
3	Donte Lofton (Lenoir-Rhyne)	9/1/84
3	Herbert Owenby (Tennessee Tech)	11/23/67
3	Vince Parks (UT-Chattanooga)	9/29/90

### Longest Reception (77)

98	Demetric Mostiller (Tennessee Tech)	11/11/95
95	Travis Akin (Florence St.)	10/30/54
88	Demetric Mostiller (SEMO)	10/26/96
79	Hansford Johnson (Murray State)	10/10/98
78	Robert Alford (Austin Peay)	10/26/85
77	Sulecio Sanford (SEMO)	10/31/98


## SINGLE SEASON

### Receiving Yards

945	Kendall Newson (74-945)	2000
934	Demetric Mostiller (37-934)	1995
918	Kendall Newson (69-918)	1999
868	Demetric Mostiller (47-868)	1996
809	Jerry Smith (53-809)	1965
796	Kendall Newson (65-796)	2001
752	Tyrone Calico (47-752)	2000
704	Cory Simpson (35-704)	1994
695	Tyrone Calico (65-695)	1999
694	Herbert Owenby (36-694)	1965

### Receptions

74	Kendall Newson (74-945)	2000
69	Kendall Newson (69-918)	1999



Kendall Newson was the first drafted player of MT's I-A era.

65	Kendall Newson (65-796)	2001
65	Tyrone Calico (65-695)	1999
54	Sulecio Sanford (54-674)	1998
53	Jerry Smith (53-809)	1965
47	Demetric Mostiller (47-868)	1996
47	Tyrone Calico (47-752)	2000
47	Hansford Johnson (47-513)	1999
44	Dennis Mimms (44-555)	1993

### Receiving TDs

8	Cory Simpson	1994
8	Jerry Smith	1965
7	Kendall Newson	2001
7	Herbert Owenby	1965
7	Sulecio Sanford	1998
7	George Dykes	1961
7	Demetric Mostiller	1996
6	Herbert Owenby	1967
6	Demetric Mostiller	1995
6	Donte Lofton	1984

## Avg. Yds/Catch (min. 5 rec.)

25.24	Demetric Mostiller (37-934)	1995
24.88	Robert Alford (17-423)	1987
22.20	Mike Clark (5-111)	1985
22.00	Derwin Brewer (9-198)	1989
21.40	Orlando Crenshaw (5-107)	1990
21.26	Vince Parks (31-659)	1991
20.57	Kerry Wright (7-144)	2001
20.11	Cory Simpson (35-704)	1994
20.07	Mike Pittman (15-301)	1984
20.00	Cory Teague (8-160)	1994

## Receptions/G (min. 5 games)

6.73	Kendall Newson (11 games)	2000
6.27	Kendall Newson (11 games)	1999
5.91	Kendall Newson (11 games)	2001
5.91	Tyrone Calico (11 games)	1999
5.40	Sulecio Sanford (10 games)	1998
4.27	Demetric Mostiller (11 games)	1996
4.27	Tyrone Calico (11 games)	2000
4.27	Hansford Johnson (11 games)	1999
4.00	Dennis Mimms (11 games)	1993
3.90	Marshan Jolly (10 games)	1983
3.90	Matt Lowe (10 games)	1997

## CAREER

### Receiving Yards

3074	Kendall Newson (238-3074)	1998-01
2205	Demetric Mostiller (110-2205)	1993-96
2030	Tyrone Calico (149-2030)	1999-Present
1757	Herbert Owenby (110-1757)	1964-67
1558	Vince Parks (81-1558)	1988-92
1367	George Dykes (62-1367)	1961-63
1239	Cory Simpson (66-1239)	1992-94
1202	Mike Pittman (70-1202)	1984-87
1190	David Stewart (87-1190)	1969-72
1176	Matt Lowe (99-1176)	1995-98

### Receptions

238	Kendall Newson (238-3074)	1998-01
149	Tyrone Calico (149-2030)	1999-Present
110	Demetric Mostiller (110-2205)	1993-96
110	Herbert Owenby (110-1757)	1964-67
109	Hansford Johnson (109-1145)	1998-01
99	Matt Lowe (99-1176)	1995-98
87	David Stewart (87-1190)	1969-72
82	Jamie Jamison (82-993)	1966-69
81	Sulecio Sanford (81-1081)	1997-98
81	Vince Parks (81-1558)	1988-92

### Receiving TDs

21	Kendall Newson	1998-01
21	Herbert Owenby	1964-67
18	Demetric Mostiller	1993-96
16	George Dykes	1961-63
16	G.E. McCormack	1955-58
13	Tyrone Calico	1999-Present
13	Mike Pittman	1984-87
13	Vince Parks	1988-92
12	Cory Simpson	1992-94
11	Sulecio Sanford	1997-98

**Avg. Yds/Catch (min. 20 rec.)**

20.67	Robert Alford (49-1013)	1984-87
20.05	Demetric Mostiller (110-2205)	1993-96
19.23	Vince Parks (81-1558)	1988-92
18.77	Cory Simpson (66-1239)	1992-94
17.57	Derwin Brewer (30-527)	1988-90
17.24	David Little (29-500)	1981-82

**Receptions/G (min. 15 games)**

5.53	Kendall Newson (43 games)	1998-01
4.51	Tyrone Calico (33 games)	1999-Present
4.26	Sulecio Sanford (19 games)	1997-98

**Consecutive Games with a Catch**

43	Kendall Newson	1998-01
32	Demetric Mostiller	1994-96
25	Tyrone Calico	1999-01
24	Matt Lowe	1996-98
22	David Youell	2000-Present

**100-YARD RECEIVING GAMES**

**KENDALL NEWSON (14)**

Yards	Opponent	Date
181	New Mexico State	10/27/01
180	Mississippi State	10/28/00
170	Louisiana-Lafayette	9/25/99
162	Wofford	9/18/99
138	Troy State	10/2/99
135	Maryland	9/23/00
132	Southeast Missouri	10/31/98
129	Murray St.	10/10/98
117	Louisiana Tech	10/16/99
114	Connecticut	11/17/01
113	Vanderbilt	8/30/01
103	Louisiana-Monroe	9/22/01
103	Louisiana Tech	10/7/00
100	Illinois	9/2/00

**DEMETRIC MOSTILLER (7)**

Yards	Opponent	Date
244	Tennessee-Martin	11/4/95
209	Southeast Missouri St.	10/26/96
165	Georgia Southern	9/9/95
155	Eastern Illinois	11/16/96
140	Tennessee Tech	11/11/95
120	Texas A&M	11/18/95
118	Tennessee Tech	11/23/96

**TYRONE CALICO (5)**

Yards	Opponent	Date
160	Idaho	10/6/01
141	Murray State	9/16/00
131	Wofford	9/18/99
111	East Tennessee	11/20/99
100	Maryland	9/23/00

**SULECIO SANFORD (4)**

Yards	Opponent	Date
136	Murray St.	9/27/97
127	Southeast Missouri St.	10/31/98
126	Tennessee Tech	10/3/98
117	Eastern Illinois	10/24/98

**CORY SIMPSON (4)**

Yards	Opponent	Date
162	James Madison	9/10/94
121	Morehead St.	10/15/94
117	Morehead St.	10/16/93
109	Southeast Missouri	10/22/94

**ROBERT ALFORD (3)**

Yards	Opponent	Date
168	Tennessee St.	9/5/87
106	Eastern Kentucky	10/12/85
104	Jacksonville St.	9/21/85

**MARSHAN JOLLY (3)**

Yards	Opponent	Date
132	Savannah St.	9/3/83
116	Tennessee-Martin	9/17/83
103	Morehead St.	9/24/83

**HERBERT OWENBY (3)**

Yards	Opponent	Date
161	Western Kentucky	10/1/66
144	Florence	9/18/65
108	Navy	9/17/66

**VINCE PARKS (2)**

Yards	Opponent	Date
115	Eastern Kentucky	10/17/92
111	Nebraska	9/12/92

**DAVID STEWART (2)**

Yards	Opponent	Date
104	Murray St.	10/18/69
103	Florence St.	9/9/72

**TOBY WALKER (2)**


Yards	Opponent	Date
117	Tennessee Tech	11/11/95
106	Eastern Kentucky	10/14/95

**HANSFORD JOHNSON (1)**

Yards	Opponent	Date
124	Troy State	10/2/99

**DON CALLOWAY (1)**

Yards	Opponent	Date
136	Louisiana-Lafayette	11/18/01



Sulecio Sanford reeled in 54 receptions during the '98 season.

**STEVE COLQUITT (1)**

Yards	Opponent	Date
120	Eastern Kentucky	10/7/67

**STEVE DARK (1)**

Yards	Opponent	Date
110*	Eastern Kentucky	12/7/91

**GARY DAVIS (1)**

Yards	Opponent	Date
107	Tennessee-Martin	10/11/97

**KENNY DONALDSON (1)**

Yards	Opponent	Date
100	Western Kentucky	9/16/89

**JAMIE JAMISON (1)**

Yards	Opponent	Date
112	Austin Peay	10/31/67

**DAVID LITTLE (1)**

Yards	Opponent	Date
114	Eastern Kentucky	10/10/81

**MATT LOWE (1)**

Yards	Opponent	Date
148	Tennessee-Chattanooga	9/13/97

**GARY MCCROSKEY (1)**

Yards	Opponent	Date
100	Morehead St.	9/22/79

**RAY PALHEGYI (1)**

Yards	Opponent	Date
120	Western Kentucky	11/3/84

**MICHAEL PITTMAN (1)**

Yards	Opponent	Date
113	Western Kentucky	11/3/84

**JERRY SMITH (1)**

Yards	Opponent	Date
152	Est Tennessee	11/13/65

**DAVID YUELL (1)**

Yards	Opponent	Date
104	New Mexico State	10/27/01

**CURT WATKINS (1)**

Yards	Opponent	Date
106	Eastern Kentucky	11/13/93

\*Occurred during a playoff game.

**YEARLY LEADERS**

Year	Player	Caught	Yds	TD
1953	Garnett Rather	9	154	1
1954	Not Available	---	---	---
1955	Travis Akin	17	454	5
1956	Jerry Hurst	8	117	0
1957	Jerry Hurst	12	168	2
1958	Bucky Pitts	13	152	3
1959	Bucky Pitts	20	202	0
1960	Nicky Lynch	7	108	1
1961	George Dykes	24	647	7
1962	George Dykes	17	297	4
1963	George Dykes	21	423	5
1964	Jimbo Pearson	38	394	1
1965	Jerry Smith	53	809	8
1966	Bob Hlodan	36	462	4
1967	Herbert Owenby	32	404	6
	Jamie Jamison	32	382	3
1968	Tim Kalthoff	27	343	2
1969	David Stewart	25	390	2
1970	Mike Finney	13	219	2
1971	David Stewart	20	254	0
1972	David Stewart	35	464	1
1973	Mike Finney	41	497	2
1974	Ed Skinner	12	161	1
	Dwaine Copeland	12	81	0
1975	Anthony Williams	32	434	3
1976	Jeff Shockley	28	433	5
1977	Jeff Shockley	25	371	1
1978	Gary McCroskey	19	195	1
1979	Bruce Bryant	34	412	3
1980	Sammy Bryant	28	244	1
1981	Marshan Jolly	19	246	0
1982	David Little	15	239	2
	Marshan Jolly	15	209	2
1983	Marshan Jolly	39	613	4
1984	Ray Palhegyi	27	305	1
1985	Robert Alford	20	396	4
1986	Tony Burse	27	286	0
1987	Mike Pittman	18	316	2
	Gerald Anderson	18	96	1
1988	Mike Gordon	20	333	2
1989	Kenny Donaldson	26	490	3
1990	Steve Dark	30	293	0
1991	Steve Dark	36	388	0
1992	Vince Parks	25	497	3
1993	Dennis Mimms	44	555	1
1994	Cory Simpson	35	704	8
1995	Dee Mostiller	37	934	6
1996	Dee Mostiller	47	868	7
1997	Matt Lowe	39	534	2
1998	Sulecio Sanford	54	674	7
1999	Kendall Newson	69	918	5
2000	Kendall Newson	74	945	5
2001	Kendall Newson	65	796	7

# Scoring/Kicking

## SINGLE GAME

### Most Points Scored (24)

36	Dwone Hicks vs Louisiana Tech	10/7/00
24	Dwone Hicks vs UConn	11/17/01
24	Dwone Hicks vs UL-Monroe	9/22/01
24	Dwone Hicks vs Vanderbilt	8/30/01
24	Don Calloway vs Louisiana-Lafayette	11/15/00
24	Dwone Hicks vs South Florida	11/11/00
24	Dwone Hicks vs Connecticut	11/4/00
24	Joe Campbell vs Austin Peay	10/20/90
24	Kelverrick Green vs UT-Martin	11/9/96
24	Kippy Bayless vs Austin Peay	11/6/93
24	Marvin Collier vs Miss. Valley St.	10/10/87
24	Walter Dunson vs Murray State	9/26/92
24	Walter Dunson vs Murray State	9/28/91

### Touchdowns Scored (4)

6	Dwone Hicks vs Louisiana Tech	10/7/00
4	Dwone Hicks vs UConn	11/17/01
4	Dwone Hicks vs UL-Monroe	9/22/01
4	Dwone Hicks vs Vanderbilt	8/30/01
4	Don Calloway vs UL-Lafayette	11/15/00
4	Dwone Hicks vs South Florida	11/11/00
4	Dwone Hicks vs Connecticut	11/4/00
4	Joe Campbell vs Austin Peay	10/20/90
4	Kelverrick Green vs UT-Martin	11/9/96
4	Kippy Bayless vs Austin Peay	11/6/93
4	Marvin Collier vs Miss. Valley St.	10/10/87
4	Walter Dunson vs Murray State	9/26/92
4	Walter Dunson vs Murray State	9/28/91

### Extra Points/Kicking (8)

10	Brian Kelly vs Idaho	10/6/01
10	Garth Petrilli vs Morehead St.	11/14/92
10	Garth Petrilli vs Murray State	9/26/92
10	Keegan Ray vs UT-Martin	11/6/99
8	Kelly Potter vs Morehead St.	9/24/83
8	Matt Crews vs UT-Martin	10/13/90
8	Matt Crews vs Austin Peay	10/20/90

### Consecutive Extra Pts Made

100	Garth Petrilli	1992-93
-----	----------------	---------

### Points Scored by Kicking

17	Matt Crews vs Tenn. Tech	11/17/90	5-6 FG
15	Garth Petrilli vs TSU	10/3/93	4-5 FG
14	Brian Kelly vs MSU	9/16/00	3-3 FG
14	Garth Petrilli vs APSU	11/6/93	3-3 FG
14	Joe Lisle vs Georgia So.	9/24/88	4-4 FG

### Most FGs Made (4)

5	Matt Crews vs Tenn Tech	11/17/90	(5-6)
4	Garth Petrilli vs TSU	10/2/93	(4-5)
4	Joe Lisle vs Georgia So.	9/24/88	(4-4)

### Most FGs Attempted (4)


6	Matt Crews vs Tennessee Tech	11/17/90
5	Garth Petrilli vs Tennessee St.	10/3/93
5	Keegan Ray vs Eastern Illinois	10/24/98

5	Kelly Potter vs Murray State	10/16/82
4	Joe Lisle vs Austin Peay	10/22/88
4	Joe Lisle vs Georgia Southern	9/24/88
4	Kelly Potter vs Tennessee Tech	11/20/82

## SINGLE SEASON

### Points Scored

148	Dwone Hicks	2001
126	Dwone Hicks	2000
104	Kippy Bayless	1993
90	Kippy Bayless	1994
89	Matt Crews	1990
86	Joe Campbell	1990
84	Joe Campbell	1991
84	Walter Dunson	1991



**Kelly Potter is the only Blue Raider to lead MT in scoring four straight seasons.**

79	Garth Petrilli	1994
78	Walter Dunson	1992
78	Dwight Stone	1986
78	Dwight Stone	1985
78	Bobby Young	1978

### Points Scored by Kicking

89	Matt Crews	1990
79	Garth Petrilli	1994
76	Garth Petrilli	1993
74	Kelly Potter	1984
72	Brian Kelly	2000
71	Joe Lisle	1988
68	Kelly Potter	1983
66	Garth Petrilli	1991
65	Kelly Potter	1982
62	Brian Kelly	2001
62	Joe Lisle	1987

## Touchdowns Scored

24	Dwone Hicks	2001
21	Dwone Hicks	2000
17	Kippy Bayless	1993
15	Kippy Bayless	1994
14	Joe Campbell	1991
14	Joe Campbell	1990
13	Walter Dunson	1992
13	Walter Dunson	1991
13	Dwight Stone	1986
12	Gerald Anderson	1987

## PAT Kicks Made

50	Garth Petrilli (50-50)	1992
45	Dick Martin (45-49)	1985
44	Brian Kelly (44-46)	2001
40	Garth Petrilli (40-42)	1994
39	Brian Kelly (39-44)	2000
39	Garth Petrilli (39-40)	1991
38	Matt Crews (38-40)	1990
37	Garth Petrilli (37-38)	1993
33	Keegan Ray (33-36)	1997
32	Keegan Ray (32-36)	1999
32	Kelly Potter (32-34)	1983
32	Kelly Potter (32-34)	1984

## PAT Kicks Attempted

50	Garth Petrilli (50-50)	1992
49	Dick Martin (45-49)	1985
46	Brian Kelly (44-46)	2001
44	Brian Kelly (39-44)	2000
42	Garth Petrilli (40-42)	1994
40	Matt Crews (38-40)	1990
40	Garth Petrilli (39-40)	1991
38	Garth Petrilli (37-38)	1993
36	Keegan Ray (33-36)	1997
36	Keegan Ray (32-36)	1999

## PAT Kick Pct (min. 5 att.)

100.0	Kelly Potter (26-26)	1982
100.0	Joe Lisle (19-19)	1988
100.0	Mark Sadler (11-11)	1995
100.0	Garth Petrilli (50-50)	1992
100.0	Kelly Potter (15-15)	1981
97.5	Garth Petrilli (39-40)	1991
97.4	Garth Petrilli (37-38)	1993
96.8	Dick Martin (30-31)	1986
96.7	Joe Lisle (29-30)	1989
95.7	Brian Kelly (44-46)	2001

## Field Goals Made

17	Matt Crews (17-24)	1990
14	Joe Lisle (14-17)	1989
14	Kelly Potter (14-20)	1984
13	Kelly Potter (13-15)	1981
13	Garth Petrilli (13-16)	1993
13	Garth Petrilli (13-18)	1994
13	Keegan Ray (13-19)	1996
13	Joe Lisle (13-20)	1987
13	Kelly Potter (13-27)	1982
12	Kelly Potter (12-16)	1983

### Field Goals Attempted

27	Kelly Potter (13-27)	1987
24	Matt Crews (17-24)	1988
20	Kelly Potter (14-20)	1987
20	Joe Lisle (13-20)	1987
19	Keegan Ray (13-19)	1986
18	Garth Petrilli (13-18)	1989
17	Joe Lisle (14-17)	1989
17	Nares Choobua (6-17)	1989
17	Kenny Nolan (11-17)	1971
16	Kelly Potter (12-16)	1983

### Field Goal Pct (min. 5 att.)

100.0	Gerald Robinson (7-7)	1979
86.7	Kelly Potter (13-15)	1981
84.6	Brian Kelly (11-13)	2000
82.4	Joe Lisle (14-17)	1989
81.2	Garth Petrilli (13-16)	1993
75.0	Kelly Potter (12-16)	1983
72.2	Garth Petrilli (13-18)	1994
71.4	Keegan Ray (10-14)	1998
70.8	Matt Crews (17-24)	1990
70.0	Kelly Potter (14-20)	1984

### Consecutive FGs Made

8	Kelly Potter	1984
6	Kelly Potter	1981
5	Brian Kelly	2001
5	Brian Kelly	2000
5	Joe Lisle	1989
5	Matt Crews	1990

### Longest FG Made (50)

57	Kelly Potter vs Tennessee Tech	11/20/82
54	Garth Petrilli vs Murray State	9/26/92
54	M.A. Robinson vs Tennessee Tech	11/19/77
52	Keegan Ray vs Tennessee State	9/6/97
52	Kelly Potter vs Western Kentucky	11/5/83
50	Garth Petrilli vs Murray State	9/25/93
50	Keegan Ray vs Chattanooga	9/14/96
50	Kelly Potter vs Morehead State	9/26/81
50	Nares Choobua vs Austin Peay	10/25/69

## CAREER

### Points Scored

292	Dwone Hicks (48 TD, 2 PAT)	1999-Present
280	Garth Petrilli (166 PAT)	1991-94
272	Joe Campbell (45 TD)	1988-91
261	Kelly Potter (52 FG)	1981-84
260	Kippy Bayless (43 TD)	1991-94
214	Keegan Ray (109 PAT, 14 FG)	1996-99
191	Bobby Young	1951-53
180	Gerald Anderson (30 TD)	1984-87
176	Joe Lisle (35 FG)	1987-89
168	Walter Dunson (28 TD)	1990-92

### Points Scored by Kicking

280	Garth Petrilli (166 PAT)	1991-94
261	Kelly Potter (52 FG)	1981-84
214	Keegan Ray (109 PAT, 14 FG)	1996-99
176	Joe Lisle (35 FG)	1987-89
134	Brian Kelly (17 FG)	2000-Present
121	Archie Arrington (55 PAT)	1970, 72-74
117	Dick Martin (14 FG)	1985-86
110	Matt Crews (19 FG)	1988-90
101	M.A. Robinson (16 FG)	1974-77
70	Paul Barnett (64 PAT)	1965-67

### Touchdowns Scored

48	Dwone Hicks	1999-Present
45	Joe Campbell	1988-91
43	Kippy Bayless	1991-94
30	Gerald Anderson	1984-87
28	Walter Dunson	1990-92


27	Brigham Lyons	1992-95
26	Dwight Stone	1985-86
25	Mike Moore	1974-77
24	Ricky Martin	1987-90
22	Vince Hall	1981-84

### PAT Kicks Made

166	Garth Petrilli (166-170)	1991-94
109	Keegan Ray (109-119)	1996-99
105	Kelly Potter (105-109)	1981-84
33	Brian Kelly (83-90)	2000-Present
75	Dick Martin (75-80)	1985-86
71	Joe Lisle (71-74)	1987-89
64	Paul Barnett (64-72)	1965-67
55	Archie Arrington (55-58)	1970,72-74
53	Matt Crews (53-58)	1988-90
52	M.A. Robinson (52-55)	1975-77

### PAT Kicks Attempted

170	Garth Petrilli (166-170)	1991-94
119	Keegan Ray (109-119)	1996-99
109	Kelly Potter (105-109)	1981-84
90	Brian Kelly (83-90)	2000-Present
80	Dick Martin (75-80)	1985-86
74	Joe Lisle (71-74)	1987-89



Brian Kelly enters 2002 as MT's most accurate placekicker.

72	Paul Barnett (64-72)	1965-67
58	Matt Crews (53-58)	1988-90
58	Archie Arrington (55-58)	1970,72-74
55	M.A. Robinson (52-55)	1975-77

### PAT Kick Pct (min. 25 att.)

97.6	Garth Petrilli (166-170)	1991-94
96.3	Kelly Potter (105-109)	1981-84
95.9	Joe Lisle (71-74)	1987-89
93.8	Dick Martin (75-80)	1985-86
93.1	Rhett Kopp (27-29)	1995-96
92.2	Brian Kelly (83-90)	2000-Present
91.6	Keegan Ray (109-119)	1996-99
91.4	Matt Crews (53-58)	1988-90
85.2	Gerald Robinson (23-27)	1978-80

### Field Goals Made

52	Kelly Potter (52-78)	1981-84
38	Garth Petrilli (38-60)	1991-94
35	Joe Lisle (35-52)	1987-89
35	Keegan Ray (35-57)	1996-99
22	A. Arrington (22-40)	1970,72-74
19	Matt Crews (19-31)	1988-90

17	Brian Kelly (17-22)	2000-Present
17	Kenny Nolan (17-29)	1971-72
16	M.A. Robinson (16-24)	1975-77
15	Gerald Robinson (15-21)	1978-80

### Field Goals Attempted

78	Kelly Potter (52-78)	1981-84
60	Garth Petrilli (38-60)	1991-94
57	Keegan Ray (35-57)	1996-99
52	Joe Lisle (35-52)	1987-89
40	Archie Arrington (22-40)	1970,72-74
31	Matt Crews (19-31)	1988-90
29	Kenny Nolan (17-29)	1971-72
27	Dick Martin (14-27)	1985-86
24	M.A. Robinson (16-24)	1975-77
22	Brian Kelly (17-22)	2000-Present

### Field Goal Pct (min. 15 att.)

77.3	Brian Kelly (17-22)	2000-Present
71.4	Gerald Robinson (15-21)	1978-80
67.3	Joe Lisle (35-52)	1987-89
66.7	Kelly Potter (52-78)	1981-84
63.3	Garth Petrilli (38-60)	1991-94
61.4	Keegan Ray (35-57)	1996-99
61.3	Matt Crews (19-31)	1988-90
51.9	Dick Martin (14-27)	1985-86

## YEARLY LEADERS

Year	Player	TD	K	R	PAT	FG	Pts
1947	Bill Nesbitt	-	-	-	-	-	54
1948	Not Available	-	-	-	-	-	-
1949	Not Available	-	-	-	-	-	-
1950	Not Available	-	-	-	-	-	-
1951	Bobby Young	-	-	-	-	-	78
1952	Not Available	-	-	-	-	-	-
1953	Bobby Young	9	17	-	-	-	71
1954	Not Available	-	-	-	-	-	-
1955	Travis Akin	7	-	-	-	-	42
1956	Buck Rolman	7	-	-	-	-	42
1957	Bob Hallum	8	5-12	-	-	1-1	56
1958	Bob Hallum	7	2-4	-	-	-	44
1959	Ray Purvis	9	-	1-1	1-1	-	58
1960	Jerry Pearson	3	-	-	-	-	18
1960	Larry Puryear	3	-	-	-	-	18
1961	George Dykes	7	-	-	1-1	-	44
1962	George Dykes	4	-	-	1-1	-	26
1963	Jim Harvey	4	-	1-1	-	-	26
1963	David Petty	6	-	-	-	-	36
1964	Herbert Owenby	4	-	-	-	-	24
1964	David Petty	4	-	-	-	-	24
1965	Jerry Smith	8	-	-	1-1	-	50
1966	Larry Mathews	5	-	-	-	-	30
1967	Larry Mathews	9	-	-	-	-	54
1968	Taylor Edwards	8	-	-	-	-	48
1969	Reuben Justice	5	-	-	-	-	30
1970	Archie Arrington	-	18-19	-	-	5-14	33
1971	Kenny Nolan	-	18-18	-	-	11-17	51
1972	Melvin Daniels	8	-	-	-	-	48
1973	Dwayne Copeland	8	-	1-1	-	-	50
1974	Archie Arrington	-	17-18	-	-	8-10	41
1975	Mike Moore	7	-	1-1	-	-	44
1976	Mike Moore	9	-	-	-	-	54
1977	Mike Moore	9	-	-	-	-	54
1978	Robbie Rogers	5	-	-	1-1	-	32
1979	Kolas Elion	5	-	-	1-1	-	32
1980	Gerald Robinson	-	8-9	-	-	5-11	23
1981	Kelly Potter	-	15-15	-	-	13-15	54
1982	Kelly Potter	-	26-26	-	-	13*27	65
1983	Kelly Potter	-	32-34	-	-	12-16	68
1984	Kelly Potter	-	32-34	-	-	14-20	74
1985	Dwight Stone	13	-	-	-	-	78
1986	Dwight Stone	13	-	-	-	-	78
1987	Gerald Anderson	12	-	-	-	-	72
1988	Joe Campbell	9	-	-	-	-	54
1989	Joe Lisle	-	29-30	-	-	14-17	71
1990	Matt Crews	-	38-40	-	-	17-24	89
1991	Joe Campbell	14	-	-	-	-	84
1991	Walter Dunson	14	-	-	-	-	84
1992	Walter Dunson	13	-	-	-	-	78
1993	Kippy Bayless	17	-	1-0	-	-	104
1994	Kippy Bayless	15	-	-	-	-	90
1995	Brigham Lyons	11	-	-	-	-	66
1996	Keegan Ray	-	18-19	-	-	13-19	57
1997	Lebrian McGill	10	-	-	-	-	60
1998	Keegan Ray	-	26-28	-	-	10-14	56
1999	Jamison Palmer	9	-	-	-	-	54
2000	Dwone Hicks	21	-	-	-	-	126
2001	Dwone Hicks	24	-	2-2	-	-	148

# Punt Returns

## SINGLE GAME

### Most Punt Returns (6)

8	Robert Alford vs Murray State	11/15/86
7	Hansford Johnson vs UL-Monroe	10/14/00
7	Steve Puryear vs Murray State	9/25/82
6	Demetric Mostiller vs Austin Peay	10/12/96
6	Don Griffin vs Austin Peay	10/23/82
6	Don Griffin vs Western Kentucky	11/6/82
6	Don Griffin vs Western Kentucky	11/6/82
6	Hansford Johnson vs UT Martin	11/6/99

### Most Punt Return Yds (84)

120	Hansford Johnson vs UT-Martin	11/6/99 (6)
102	Robert Alford vs Austin Peay	10/3/87 (4)
101	Hansford Johnson vs UL-Monroe	10/14/00 (7)
99	Orlando Crenshaw vs SEMO	10/26/91 (3)
97	Orlando Crenshaw vs Murray St.	11/10/90 (5)
95	Dennis Mimms vs Murray St.	9/26/92 (3)
92	Don Griffin vs WKU	11/6/82 (6)
87	Demetric Mostiller vs APSU	10/12/96 (6)
85	Sulecio Sanford vs UT-Chatt.	9/13/97 (1)
84	Orlando Crenshaw vs APSU	10/21/89 (3)
84	Robert Alford vs Youngstown St.	11/1/86 (3)

### Highest Avg. Gain per Punt Return (3 returns)

33.0	Orlando Crenshaw vs SEMO	10/26/91
31.7	Dennis Mimms vs Murray State	9/26/92
28.0	Orlando Crenshaw vs Austin Peay	10/21/89
28.0	Robert Alford vs Youngstown St.	11/1/86
25.5	Robert Alford vs Austin Peay	10/3/87
20.0	Hansford Johnson vs UT-Martin	11/6/99
19.4	Orlando Crenshaw vs Murray State	11/10/90
15.3	Don Griffin vs Western Kentucky	11/6/82
14.4	Hansford Johnson vs UL-Monroe	10/14/00

### Longest Punt Return (70)

95	Jimbo Pearson vs Morehead St.	10/22/60(TD)
94	Jim Harvey vs Western Kentucky	9/29/62(TD)
87	Orlando Crenshaw vs SEMO	10/26/91(TD)
85	Sulecio Sanford vs UT-Chatt.	9/13/97(TD)
83	Dennis Mimms vs Northern Illinois	10/3/92(TD)
80	Robert Alford vs Youngstown St.	11/1/86
78	Orlando Crenshaw vs APSU	10/22/88(TD)
77	Robert Alford vs Austin Peay	10/3/87(TD)
75	Orlando Crenshaw vs Murray St.	11/10/90(TD)
70	Orlando Crenshaw vs APSU	10/21/89(TD)

## SINGLE SEASON

### Punt Return Yards

390	Robert Alford (30-390)	1986
367	Dennis Mimms (28-367)	1992
342	Orlando Crenshaw (41-342)	1990
308	Orlando Crenshaw (33-308)	1989
272	Hansford Johnson (21-272)	1999
228	Hansford Johnson (22-228)	2000
222	Don Griffin (20-222)	1982
219	Raymond Bonner (31-219)	1971
212	Steve Edging (20-212)	1966
208	Orlando Crenshaw (24-208)	1991

## Punt Returns

41	Orlando Crenshaw (41-342)	1990
33	Orlando Crenshaw (33-308)	1989
31	Raymond Bonner (31-150)	1972
31	Raymond Bonner (31-219)	1971
30	Robert Alford (30-390)	1986
28	Dennis Mimms (28-367)	1992
28	Taylor Edwards (28-125)	1969
26	Sidney Pigg (26-183)	1981
26	Don Griffin (26-160)	1984
26	Demetric Mostiller (26-159)	1995

## Punt Return TDs

2	Raymond Bonner	1971
---	----------------	------

## Avg. Yds/Return (min. 5 att.)

17.17	Robert Alford (6-103)	1984
16.80	Sulecio Sanford (5-84)	1997



Hansford Johnson led MT in punt returns three years in a row.

13.11	Dennis Mimms (28-367)	1992
13.00	Robert Alford (30-390)	1986
12.95	Hansford Johnson (21-272)	1999
11.40	Brigham Lyons (5-57)	1995
11.10	Don Griffin (20-222)	1982
10.50	Robert Alford (10-105)	1987
10.36	Hansford Johnson (22-228)	2000
9.33	Orlando Crenshaw (33-308)	1989

## CAREER

### Punt Return Yards

1036	Orlando Crenshaw (121-1036)	1988-91
683	Don Griffin (88-683)	1982-85
637	Dennis Mimms (68-637)	1991-94
598	Robert Alford (46-598)	1984-87
548	Hansford Johnson (57-548)	1998-01
374	Raymond Bonner (63-374)	1969,71-72
355	Demetric Mostiller (47-355)	1993-96
263	Steve Edging (28-263)	1965-66
258	Jimbo Pearson (21-258)	1960-61,63-64
252	Sonny Anderson (49-252)	1972-75

## Punt Returns

121	Orlando Crenshaw (121-1036)	1988-91
88	Don Griffin (88-683)	1982-85
68	Dennis Mimms (68-637)	1991-94
63	Raymond Bonner (63-374)	1969,71-72
57	Hansford Johnson (57-548)	1998-01
49	Sonny Anderson (49-252)	1972-75
47	Demetric Mostiller (47-355)	1993-96
46	Robert Alford (46-598)	1984-87
40	Taylor Edwards (40-188)	1967-70
31	Sidney Pigg (31-206)	1981-82

## Punt Return TDs

4	Orlando Crenshaw	1988-91
2	Chuck Swafford	1986-89
2	Gene Windham	1957-59
2	Raymond Bonner	1969,71-72
2	Mike Caldwell	1989-92

## Avg. Yds/Return (min. 20 att.)

13.00	Robert Alford (46-598)	1984-87
10.14	Sulecio Sanford (22-223)	1997-98
9.61	Hansford Johnson (57-548)	1998-01
9.37	Dennis Mimms (68-637)	1991-94
8.56	Orlando Crenshaw (121-1036)	1988-91
7.76	Don Griffin (88-683)	1982-85
7.55	Demetric Mostiller (47-355)	1993-96
6.65	Sidney Pigg (31-206)	1981-82

## YEARLY LEADERS

Year	Player	Ret.	Yards	Avg.	TD
1960	Jimbo Pearson	2	104	52.0	1
1961	Jimbo Pearson	6	59	9.8	0
1962	Jackie Pope	7	109	15.8	0
1963	Jimbo Pearson	4	31	7.8	0
1964	Larry Whaley	10	124	12.4	0
1965	Bob Hodan	9	97	10.7	0
1966	Steve Edging	20	212	10.6	1
1967	Jamie Jamison	17	135	7.9	0
1968	Taylor Edwards	12	63	5.3	0
1969	Taylor Edwards	28	125	4.5	0
1970	Ray Oldham	23	159	6.9	0
1971	Raymond Bonner	31	219	7.1	2
1972	Raymond Bonner	31	150	4.8	0
1973	Sonny Anderson	20	106	5.3	0
1974	Sonny Anderson	20	64	3.2	0
1975	Tommy Beaver	20	115	5.7	0
1976	John Dukes	13	97	7.5	0
1977	Johnny Carver	14	82	5.9	0
1978	Kevin Dove	8	80	10.0	0
1979	Allen Curtis	11	58	5.3	0
1980	James Griffin	6	42	7.0	0
1981	Sidney Pigg	26	183	7.0	0
1982	Don Griffin	20	222	11.1	0
1983	Don Griffin	20	112	5.6	0
1984	Don Griffin	26	160	6.2	0
1985	Don Griffin	22	189	8.6	1
1986	Robert Alford	30	*390	13.0	0
1987	Tommy Barnes	17	110	6.5	0
1988	Orlando Crenshaw	23	178	7.7	1
1989	Orlando Crenshaw	33	308	9.3	1
1990	Orlando Crenshaw	*41	342	8.3	1
1991	Orlando Crenshaw	24	208	8.7	1
1992	Dennis Mimms	28	367	13.1	1
1993	Dennis Mimms	15	80	5.3	0
1994	Dennis Mimms	23	152	6.6	0
1995	Demetric Mostiller	26	159	6.1	0
1996	Demetric Mostiller	21	196	9.3	0
1997	Sulecio Sanford	5	84	16.8	1
1998	Sulecio Sanford	17	139	8.2	0
1999	Hansford Johnson	21	272	13.0	0
2000	Hansford Johnson	22	228	10.4	0
2001	Hansford Johnson	14	48	3.4	0

# Kickoff Returns

## SINGLE GAME

### Most Kick Returns (6)

7	Alan Curtis vs Eastern Kentucky	10/6/79
7	Butch Hamby vs East Tennessee	11/10/79
7	Steve Puryear vs Morehead State	9/25/82
7	Walter Dunson vs Florida State	10/19/91
7	Walter Dunson vs Florida State	10/19/91
6	Brigham Lyons vs Texas A&M	11/18/95

### Most Kick Return Yds (100)

166	Demetric Mostiller vs J'ville St.	10/5/96
161	Robert Alford vs Lenoir-Rhyne	9/7/85
136	Brigham Lyons vs Texas A&M	11/18/95
136	Muhammad Rashada vs Miss. St.	10/28/00
128	Walter Dunson vs Florida State	10/19/91
120	Demetric Mostiller vs Murray State	9/28/96
120	Walter Dunson vs Western Carolina	10/5/91
117	Butch Hamby vs East Tennessee	11/10/79
115	Walter Dunson vs East Tennessee	9/15/90
111	Orlando Crenshaw vs WKU	9/16/89

### Highest Avg. Gain per Kick Return (3 returns)

53.7	Robert Alford vs Lenoir-Rhyne	9/7/85
41.5	Demetric Mostiller vs J'ville St.	10/5/96
40.0	Walter Dunson vs Florida State	10/19/91
36.7	Kerry Wright vs UConn	11/17/01
36.0	Cory Simpson vs Hawaii	9/4/93
31.0	Muhammad Rashada vs So. Florida	11/11/00
30.0	Demetric Mostiller vs Murray State	9/28/96

### Longest Kick Return (90)

99	Joe Pelt vs Morehead State	9/25/71(TD)
99	Sulecio Sanford vs Illinois	9/12/98(TD)
97	Reuben Justice vs Morehead St.	9/27/69(TD)
95	Buck Rolman vs UT-Chatt.	10/19/57(TD)
93	Robert Alford vs Lenoir-Rhyne	9/7/85(TD)

## SINGLE SEASON

### Kick Return Yards

744	Demetric Mostiller (28-744)	1996
608	Walter Dunson (25-608)	1991
572	Jamison Palmer (29-572)	1999
541	Brigham Lyons (26-541)	1995
533	Brigham Lyons (21-533)	1994
525	Reuben Justice (18-525)	1969
513	Orlando Crenshaw (24-513)	1989
458	Robert Alford (18-458)	1986
398	Kerry Wright (16-398)	2001
398	Dwaine Copeland (19-398)	1974

### Kick Returns

29	Jamison Palmer (29-572)	1999
28	D. Mostiller (28-744)	1996
26	Brigham Lyons (26-541)	1995
25	Walter Dunson (25-608)	1991
24	Orlando Crenshaw (24-513)	1989
21	Brigham Lyons (21-533)	1994
19	Dwaine Copeland (19-398)	1974
18	Robert Alford (18-458)	1986
18	Taylor Edwards (18-394)	1968


18 Tommy Beaver (18-386) 1975

### Kick Return TDs

2	Reuben Justice	1969
1	Kerry Wright	2001
1	Jamison Palmer	2001
1	Robert Alford	1985
1	Sulecio Sanford	1998
1	Buck Rolman	1957
1	Buck Rolman	1958
1	Taylor Edwards	1970
1	Joe Pelt	1971
1	Walter Dunson	1990
1	Walter Dunson	1991

### Avg. Yds/Return (min. 5 att.)

29.92	Robert Alford (13-389)	1985
28.25	Dennis Mimms (8-226)	1993



Demetric Mostiller owns the MT season record in kickoff return yardage with 744 in 1996.

27.62	Gerald Anderson (8-221)	1984
26.57	Demetric Mostiller (28-744)	1996
25.71	Walter Dunson (14-360)	1990
25.67	Sulecio Sanford (15-385)	1998
25.44	Robert Alford (18-458)	1986
25.38	Brigham Lyons (21-533)	1994
24.88	Kerry Wright (16-398)	2001
24.32	Walter Dunson (25-608)	1991

## CAREER

### Kick Return Yards

1178	Brigham Lyons (53-1178)	1992-95
1068	Walter Dunson (43-1068)	1990-92
1067	Robert Alford (42-1067)	1984-87
1042	Orlando Crenshaw (53-1042)	1988-91
814	Demetric Mostiller (32-814)	1993-96
715	Reuben Justice (26-715)	1969-71
689	Jamison Palmer (34-689)	1999-01
645	Taylor Edwards (29-645)	1967-70
643	Cory Simpson (30-643)	1992-94

618 Dwaine Copeland (31-618) 1973-74

### Kick Returns

53	Orlando Crenshaw (53-1042)	1988-91
53	Brigham Lyons (53-1178)	1992-95
43	Walter Dunson (43-1068)	1990-92
42	Robert Alford (42-1067)	1984-87
34	Jamison Palmer (34-689)	1999-01
32	Demetric Mostiller (32-814)	1993-96
31	Dwaine Copeland (31-618)	1973-74
30	Cory Simpson (30-643)	1992-94
29	Taylor Edwards (29-645)	1967-70
26	Reuben Justice (26-715)	1969-71

### Kick Return TDs

2	Buck Rolman	1955-58
2	Reuben Justice	1969-71
2	Walter Dunson	1990-92

### Avg. Yds/Return (min. 20 att.)

25.44	Demetric Mostiller (32-814)	1993-96
25.40	Robert Alford (42-1067)	1984-87
24.84	Walter Dunson (43-1068)	1990-92
24.41	Gerald Anderson (22-537)	1984-87
22.90	Sulecio Sanford (21-481)	1997-98
22.23	Brigham Lyons (53-1178)	1992-95
21.43	Cory Simpson (30-643)	1992-94

## YEARLY LEADERS

Year	Player	Ret.	Yards	Avg.	TD
1960	Jimbo Pearson	4	121	30.3	0
1961	Jimbo Pearson	10	168	16.8	0
1962	Jackie Pope	7	139	19.9	0
1963	Jimbo Pearson	5	112	22.4	0
1964	Bob Hlodan	9	204	22.7	0
1965	Bob Hlodan	9	209	23.2	0
1966	Gene Carney	9	160	17.8	0
1967	Jamie Jamison	9	184	20.4	0
1968	Taylor Edwards	18	394	21.9	0
1969	Reuben Justice	18	525	29.2	2
1970	Taylor Edwards	7	172	24.6	1
1971	Reuben Justice	8	190	23.8	0
1972	Tommy Latimer	12	279	23.3	0
1973	Dwaine Copeland	12	220	18.3	0
1974	Dwaine Copeland	19	398	20.9	0
1975	Tommy Beaver	18	386	21.4	0
1976	John Dukes	14	255	18.2	0
1977	Lonnie Adams	9	188	20.9	0
1978	Gerard Bradley	17	351	20.6	0
1979	Allen Curtis	18	322	17.9	0
1980	Sammy Bryant	13	268	20.6	0
1981	Sidney Pigg	12	243	20.3	0
1982	Don Griffin	5	97	19.4	0
1983	Vince Hall	11	239	21.7	0
1984	Gerald Anderson	8	221	27.6	0
1985	Robert Alford	13	389	29.9	1
1986	Robert Alford	18	458	25.4	0
1987	Gerald Anderson	11	241	21.9	0
1988	Orlando Crenshaw	18	312	17.3	0
1989	Orlando Crenshaw	24	513	21.4	0
1990	Walter Dunson	14	360	25.7	1
1991	Walter Dunson	25	608	24.3	1
1992	Cory Simpson	13	270	20.8	0
1993	Cory Simpson	13	313	24.1	0
1994	Brigham Lyons	21	533	25.4	0
1995	Brigham Lyons	26	541	20.8	0
1996	Demetric Mostiller	28	744	26.6	0
1997	Kelverrick Green	14	332	23.7	0
1998	Sulecio Sanford	15	385	25.7	1
1999	Jamison Palmer	29	572	19.7	0
2000	Wardell Alsop	15	292	19.5	0
2001	Kerry Wright	16	398	24.9	1

# All-Purpose Yards

## SINGLE GAME

### All-Purpose Yds (230)

333	Torin Kirtsey vs Tennessee State	9/5/98
311	Dwone Hicks vs Louisiana Tech	10/7/00
300	Walter Dunson vs Tennessee State	9/5/92
291	Demetric Mostiller vs UT-Martin	11/4/95
272	Kelverrick Green vs UT-Martin	11/7/98
259	Demetric Mostiller vs Austin Peay	10/12/96
251	Robert Alford vs Tennessee State	9/5/97
250	Vince Hall vs Morehead St.	9/22/84
245	Ricky Martin vs Murray State	11/10/90
244	Don Calloway vs UL-Lafayette	11/15/00
244	Walter Dunson vs UT-Martin	11/7/92

### All-Purpose Attempts (35)

44	Torin Kirtsey vs Tennessee State	9/5/98
43	Joe Campbell vs Sam Houston St.	11/30/91
41	Brigham Lyons vs Tennessee St.	9/2/95
40	Kippy Bayless vs Tennessee Tech	11/19/94
40	Mike Moore vs Austin Peay	10/29/77
37	Dwone Hicks vs Vanderbilt	8/30/01
37	Kippy Bayless vs Southeast Missouri	10/22/94
37	Lebrian McGill vs Jacksonville St.	10/5/96
36	Joe Campbell vs Western Kentucky	9/22/90
36	Kelverrick Green vs Tennessee Tech	11/23/96

## SINGLE SEASON

### All Purpose Yards

1814	Demetric Mostiller	1996
1681	Brigham Lyons	1995
1645	Kippy Bayless	1994
1534	Vince Hall	1984
1472	Kippy Bayless	1993
1458	Dwone Hicks	2000
1391	Joe Campbell	1991
1373	Dwone Hicks	2001
1365	Joe Campbell	1990
1361	Vince Hall	1983

### All Purpose Yds/G (min. 5 games)

164.9	Demetric Mostiller (11 games)	1996
152.8	Brigham Lyons (11 games)	1995
151.2	Vince Hall (9 games)	1983
149.5	Kippy Bayless (11 games)	1994
143.4	Walter Dunson (8 games)	1992
142.1	Torin Kirtsey (8 games)	1998
139.5	Vince Hall (11 games)	1984
136.5	Joe Campbell (10 games)	1990
133.8	Kippy Bayless (11 games)	1993
132.5	Dwone Hicks (11 games)	2000


## CAREER

### All Purpose Yards

4551	Joe Campbell	1988-91
4028	Kippy Bayless	1991-94
3916	Mike Moore	1974-77
3831	Brigham Lyons	1992-95
3796	Vince Hall	1981-84
3599	Gerald Anderson	1984-87
3380	Demetric Mostiller	1993-96
3046	Dwone Hicks	1999-Present
2927	Bob Hlodan	1964-66
2901	Walter Dunson	1990-92
2882	Lebrian McGill	1994-97

### All Purpose Yds/G (min. 8 games)

142.1	Torin Kirtsey (8 games)	1998
116.2	Jamison Palmer (12 games)	1999-00
108.5	Vince Hall (35 games)	1981-84
105.8	Joe Campbell (43 games)	1988-91
100.0	Walter Dunson (29 games)	1990-92
98.3	Dwone Hicks (31 games)	1999-Present
96.6	Sulecio Sanford (19 games)	1997-98
93.4	Brigham Lyons (41 games)	1992-95
91.5	Kippy Bayless (44 games)	1991-94
91.4	Demetric Mostiller (37 games)	1993-96



Vince Hall led MT in all-purpose yards from 1982-84.

## YEARLY LEADERS

Year	Player	Rush	Rec	KR	PR	Tot.
2001	Dwone Hicks	1143	230	0	0	1,373
2000	Dwone Hicks	1277	181	0	0	1,458
1999	Jamison Palmer	548	231	572	0	1,351
1998	Sulecio Sanford	51	674	385	139	1,249
1997	Lebrian McGill	653	125	322	0	1,100
1996	Demetric Mostiller	6	868	744	196	1,814
1995	Brigham Lyons	876	207	541	57	1,681
1994	Kippy Bayless	1,346	299	0	0	1,645
1993	Kippy Bayless	1,214	228	30	0	1,472
1992	Walter Dunson	964	83	100	0	1,147
1991	Joe Campbell	1,121	270	0	0	1,391
1990	Joe Campbell	1,136	229	0	0	1,365
1989	Joe Campbell	940	81	0	0	1,021
1988	Joe Campbell	626	113	35	0	774
1987	Gerald Anderson	980	96	241	0	1,317
1986	Robert Alford	78	194	458	390	1,120
1985	Gerald Anderson	1,062	13	24	0	1,099
1984	Vince Hall	1,439	103	-8	0	1,534
1983	Vince Hall	949	173	239	0	1,361
1982	Vince Hall	614	188	0	0	821
1981	Sammy Bryant	523	162	0	0	685
1980	Sammy Bryant	635	244	268	4	1,151
1979	Paul Carter	479	100	0	0	579
1978	Robbie Rogers	393	159	107	0	659
1977	Mike Moore	1,015	111	0	0	1,126
1976	Mike Moore	1,188	26	0	0	1,214
1975	Mike Moore	1,247	29	13	0	1,289
1974	Dwaine Copeland	858	81	398	0	1,337
1973	Dwaine Copeland	374	0	220	0	594
1972	Joe Pelt	513	122	147	0	782
1971	Reuben Justice	435	143	190	0	768
1970	Reuben Justice	878	17	0	0	895
1969	Reuben Justice	375	78	525	0	978
1968	Taylor Edwards	377	273	384	63	1,097
1967	Jamie Jamison	0	382	184	135	701
1966	Bob Hlodan	364	462	124	0	950
1965	Bob Hlodan	422	308	209	97	1,036
1964	Bob Hlodan	557	161	204	19	941
1963	Jimbo Pearson	136	219	112	31	498
1962	Jackie Pope	219	281	139	109	748
1961	George Dykes	0	647	0	0	647
1960	Larry Puryear	500	0	0	0	500

## SINGLE SEASON

Player	Rush	Rec.	KR	PR	Tot. Yds	Year
1. Demetric Mostiller	6	868	744	196	1,814	1996
2. Brigham Lyons	876	207	541	57	1,681	1995
3. Kippy Bayless	1,346	299	0	0	1,645	1994
4. Vince Hall	1,439	103	-8	0	1,534	1984
5. Kippy Bayless	1,214	228	30	0	1,472	1993
6. Dwone Hicks	1,277	181	0	0	1,458	2000
7. Joe Campbell	1,121	270	0	0	1,391	1991
8. Dwone Hicks	1,143	230	0	0	1,373	2001
9. Joe Campbell	1,136	229	0	0	1,365	1990
10. Vince Hall	949	173	239	0	1,361	1983
11. Jamison Palmer	548	231	572	0	1,351	1999
12. Dwaine Copeland	858	81	398	0	1,337	1974
13. Gerald Anderson	980	962	241	0	1,317	1987

## CAREER LEADERS

Player	Rush	Rec.	KR	PR	Tot. Yds	Years
1. Joe Campbell	3,823	753	35	0	4,611	1988-91
2. Kippy Bayless	3,286	708	34	0	4,028	1991-94
3. Mike Moore	3,678	178	60	0	3,916	1974-77
4. Brigham Lyons	2,250	340	1,178	63	3,831	1992-95
5. Vince Hall	3,075	482	238	0	3,795	1981-84
6. Gerald Anderson	2,862	200	537	0	3,599	1984-87
7. Demetric Mostiller	6	2,195	814	355	3,370	1993-96
8. Dwone Hicks	2,603	428	0	0	3,046	1999-Present
9. Walter Dunson	1,744	124	1,068	0	2,936	1990-92
10. Lebrian McGill	2,122	311	471	0	2,904	1994-97
11. Robert Alford	108	1,013	1,170	495	2,786	1984-87
12. Kelverrick Green	2,150	218	389	0	2,757	1996-99
13. Reuben Justice	1,688	238	715	0	2,641	1969-72

# Punting

## SINGLE GAME

### Most Punts (10)

13	Mike Shawen vs UT-Martin	9/18/71
13	Ron Taylor vs Eastern Kentucky	10/8/69
12	Brandon Thomas vs Eastern Kentucky	10/14/95
12	M.A. Robinson vs Western Kentucky	11/8/75
11	Glen Heath vs Murray State	10/18/80
11	Jim Merryman vs Western Kentucky	11/6/82
11	Mike Shawen vs UT-Martin	11/15/73
11	Mike Shawen vs Ball State	11/4/72
11	Mike Shawen vs Western Kentucky	11/9/74
11	Ron Taylor vs Western Kentucky	11/7/70

### Most Yards Punting (400)

553	Mike Shawen vs UT-Martin	9/18/71 (42.5)
478	Ron Taylor vs Morehead St.	10/8/69 (36.8)
476	Brandon Thomas vs ECU	10/14/95 (39.6)
466	Mike Shawen vs UT-Martin	11/15/73 (42.3)
445	Mike Shawen vs Ball State	11/4/72 (40.5)
443	Mike Shawen vs WKU	11/7/70 (40.3)
441	Mike Shawen vs WKU	11/9/74 (40.1)
435	M.A. Robinson vs WKU	11/8/75 (36.2)
435	Randy Saunders vs WKU	11/6/76 (43.5)
414	Brandon Thomas vs Texas A&M	11/18/95 (41.4)

### Avg. Yards/Punt (3 punts)

54.0	Mike Shawen vs Ball State	11/2/74	4-216
50.7	Robert Billings vs Idaho	10/6/01	3-152
50.6	Mike Shawen vs WKU	11/3/73	5-253
48.0	Mike Shawen vs TSU	9/7/74	
47.0	Robert Billings vs NMSU	10/27/01	5-235
46.5	Keegan Ray vs UCF	11/13/99	6-279
46.2	Mike Shawen vs UT-Chatt.	10/2/71	4-185
45.4	Keegan Ray vs Arizona	9/11/99	8-363

### Longest Punt (64)

80	Sid Corban vs Vanderbilt	10/27/56
78	Bobby Young vs Murray State	1952
71	Randy Saunders vs Eastern Kentucky	10/9/76
70	Chuck Daniel vs Murray State	11/11/89
70	Mike Shawen vs Western Kentucky	11/3/73
69	Mark Morrison vs Georgia Southern	11/10/84
64	Chuck Daniel vs Youngstown St.	10/31/87
64	Chuck Daniel vs Tennessee St.	9/3/88
64	Glen Heath vs Eastern Kentucky	10/11/80
64	Mark Morrison vs Tennessee Tech	11/19/83

## SINGLE SEASON

### Punt Yards

3076	Mike Shawen (73-3076)	1973
3060	Randy Saunders (79-3060)	1978
2904	Ron Taylor (77-2904)	1970
2850	Jimmy Merryman (82-2850)	1981
2847	Mike Shawen (74-2847)	1971
2835	Ron Taylor (75-2835)	1969
2720	Mike Shawen (62-2720)	1974
2631	Ron Taylor (64-2631)	1968
2629	Brandon Thomas (64-2629)	1995


2542 M.A. Robinson (72-2542) 1975

### Punt Attempts

82	Jimmy Merryman (82-2850)	1981
79	Randy Saunders (79-3060)	1978
77	Ron Taylor (77-2904)	1970
75	Ron Taylor (75-2835)	1969
74	Mike Shawen (74-2847)	1971
73	Mike Shawen (73-3076)	1973
72	M.A. Robinson (72-2542)	1975
68	Jimmy Merryman (68-2466)	1982
64	Brandon Thomas (64-2629)	1995
64	Ron Taylor (64-2631)	1968

### Avg. Yds/Punt (min. 22 att.)

43.90 Mike Shawen (62-2720) 1974



Jim Merryman led the Blue Raiders in punting in 1981 and 1982.

42.56	Keegan Ray (52-2213)	1999
42.31	Robert Billings (35-1481)	2001
42.22	Mark Morrison (58-2449)	1986
41.08	Brandon Thomas (64-2629)	1995
40.86	Brandon Thomas (42-1716)	1997
40.65	Mark Morrison (55-2236)	1984
40.56	Brandon Thomas (32-1298)	1994
40.23	Chuck Daniel (43-1730)	1990
39.93	Mark Morrison (44-1757)	1985

## CAREER

### Punt Yards

10947	Mike Shawen (267-10947)	1971-74
8728	Chuck Daniel (221-8728)	1987-90
8370	Ron Taylor (216-8370)	1968-70
8356	Mark Morrison (209-8356)	1983-86
7209	Randy Saunders (183-7209)	1975-78
6915	Billy Walker (191-6915)	1964-67
6424	Brandon Thomas (160-6424)	1994-97
5316	Jimmy Merryman (150-5316)	1981-82

4116 Bill Ming (114-4116) 1976-77,79  
3432 Robert Billings (87-3432) 2000-Present

### Punt Attempts

267	Mike Shawen (267-10947)	1971-74
221	Chuck Daniel (221-8728)	1987-90
216	Ron Taylor (216-8370)	1968-70
209	Mark Morrison (209-8356)	1983-86
191	Billy Walker (191-6915)	1964-67
183	Randy Saunders (183-7209)	1975-78
160	Brandon Thomas (160-6424)	1994-97
150	Jimmy Merryman (150-5316)	1981-82
114	Bill Ming (114-4116)	1976-77,79
87	Robert Billings (87-3432)	2000-Present

### Avg. Yds/Punt (min. 80 att.)

41.00	Mike Shawen (267-10947)	1971-74
40.15	Brandon Thomas (160-6424)	1994-97
39.98	Mark Morrison (209-8356)	1983-86
39.63	Randy Saunders (175-6936)	1976-78
39.49	Chuck Daniel (221-8728)	1987-90
39.44	Robert Billings (87-3432)	2000-Present
38.75	Ron Taylor (216-8370)	1968-70
37.64	Joel Alsobrook (80-3011)	1991-92
36.37	Frank Halliburton (83-3019)	1960-61,63
36.20	Billy Walker (191-6915)	1964-67

## YEARLY LEADERS

Year	Player	No.	Yards	Avg.
1960	Jerry Pearson	20	716	35.8
1961	Frank Halliburton	33	1282	38.8
1962	Bob Kerr	36	1249	34.7
1963	Frank Halliburton	50	1737	34.7
1964	Billy Walker	55	1803	32.8
1965	Billy Walker	50	1846	36.9
1966	Billy Walker	53	1942	36.6
1967	Billy Walker	33	1324	40.1
1968	Ron Taylor	64	2631	41.1
1969	Ron Taylor	75	2835	37.8
1970	Ron Taylor	77	2904	37.8
1971	Mike Shawen	74	2847	38.5
1972	Mike Shawen	58	2304	39.7
1973	Mike Shawen	73	3076	42.1
1974	Mike Shawen	62	2720	43.9
1975	M.A. Robinson	72	2542	35.3
1976	Randy Saunders	43	1722	40.0
1977	Randy Saunders	53	2154	40.6
1978	Randy Saunders	79	3060	39.4
1979	Bill Ming	61	2182	35.8
1980	Glenn Heath	62	2260	36.5
1981	Jim Merryman	82	2850	34.8
1982	Jim Merryman	68	2466	37.1
1983	Mark Morrison	52	1914	36.8
1984	Mark Morrison	55	2236	40.7
1985	Mark Morrison	44	1757	39.9
1986	Mark Morrison	58	2449	42.2
1987	Chuck Daniel	59	2353	39.9
1988	Chuck Daniel	58	2232	38.5
1989	Chuck Daniel	61	2413	39.6
1990	Chuck Daniel	43	1730	40.2
1991	Joel Alsobrook	37	1431	38.7
1992	Joel Alsobrook	43	1580	36.7
1993	Garth Petrilli	45	1728	38.4
1994	Brandon Thomas	32	1298	40.6
1995	Brandon Thomas	64	2629	41.1
1996	Jeff Thomas	18	673	37.4
1997	Brandon Thomas	42	1716	40.9
1998	David Lill	34	1269	37.3
1999	Keegan Ray	52	2213	42.6
2000	Robert Billings	52	1951	37.5
2001	Robert Billings	35	1481	42.3

# Defense

## SINGLE GAME

### Most Interceptions

3	Don Griffin vs Akron	11/16/85
3	Mike Matheny vs Pensacola Navy	9/16/67

### Most INT Return Yds (80)

105	Jimmy Saunders vs Tenn. Tech	11/18/78
100	Ray Oldham vs UT-Chattanooga	10/3/70
99	Ray Neal vs Muskingum	12/12/64
81	John Diefenbach vs UT-Chatt.	10/2/76

### Longest INT Return (60)

100	Ray Oldham vs UT-Chatt.	10/3/70 (TD)
99	Ray Neal vs Muskingum	12/12/64 (TD)
81	John Diefenbach vs UT-Chatt.	10/2/76 (TD)
71	Kareem Bland vs Connecticut	11/4/00 (TD)
67	Lannie Martin vs Tennessee St.	9/3/77 (TD)
65	Delvin Pikes vs UAB	11/14/98
65	Jykine Bradley vs East Tennessee	11/29/99
61	Kareem Bland vs UT-Martin	11/6/99
60	Charlie Walker vs UT-Martin	11/6/99
59	Muhammad Rashada vs UConn	11/4/00

### Most Fumble Returns (2)

2	Deandre James vs EIU	11/16/96
2	Jeremy McMurry vs J'ville St.	10/5/96
2	Rick Holliday vs Murray State	9/24/94
2	Vince Akridge vs Tennessee St.	9/2/95

### Most Fumble Return Yds

98	Jeff Dunner vs J'ville State	10/5/96
80	Kareem Bland vs Louisiana Tech	10/16/99
80	Montrell Toney vs SEMO	10/24/92

### Most Tackles (20)

24	Chris Keen vs Western Kentucky	11/8/75
23	Robbie Ridings vs Murray St.	10/17/91
22	Andra Bullock vs Western Kentucky	11/5/77
22	Jimmy Roberto vs Murray State	10/17/81
21	Chris Keen vs Morehead St.	9/27/75
21	Scott Brown vs SEMO	10/31/98
20	Darrell Love vs Eastern Illinois	11/16/96
20	John Csir vs Morehead St.	9/27/75
20	Nathaniel Claybrooks vs Marshall	11/26/94
20	Scott Boykin vs Eastern Kentucky	9/21/91

### Most QB Sacks (3)

3	Anthony Hicks vs UT-Martin	11/9/96
2.5	Kenny McDaniel vs Akron	11/16/85
2	Many Players	

### Tackles for Loss


4	Keith Pauldo vs Eastern Kentucky	11/15/97
4	Anthony Hicks vs UT-Martin	11/9/96
4	Anthony McCord vs Austin Peay	10/7/95
4	Kenny Tippins vs Alcorn State	10/1/88
4	Kenny Tippins vs Austin Peay	10/22/88
4	Kenny McDaniel vs Akron	11/16/85
4	Dino Delullis vs Akron	11/16/85

4	Jimmy Robert vs Morehead State	9/25/82
4	John Blankenship vs Austin Peay	10/30/76

## SINGLE SEASON

### Interceptions

8	James Griffin (8-105)	1982
6	Jimbo Pearson (6-72)	1960
6	Mike Matheny (6-71)	1967
6	Tommy Barnes (6-54)	1988
6	Don Griffin (6-47)	1985
6	Jimmy McCamey (6-22)	1989
5	Don Thomas (5-73)	1988
5	Pat Siegfried (5-63)	1977
5	Typail McMullen (5-44)	1996
5	Markee Tate (5-41)	1993



James Griffin hauled in a school record eight interceptions in 1982.

### Interception Return Yards

120	Cedric Stegall (4-120)	1995
112	Jimmy Sanders (4-112)	1978
106	Ray Oldham (2-106)	1970
105	James Griffin (8-105)	1982
103	Ray Oldham (4-103)	1971
100	Markee Tate (4-100)	1994
95	Darrien Thomas (3-95)	1986
95	Anthony Hicks (3-95)	1993
87	James Griffin (4-87)	1981
85	John Diefenbach (2-85)	1976

### Interception Return TDs

2	Markee Tate	1994
1	Jimmy Sanders	1978
1	Sean Luckett	1994
1	Brad Cowan	1986
1	Sonny Anderson	1973
1	Ronnie Cecil	1975
1	Don Thomas	1987


1	Charlie Walker	1999
1	Dennis Mix	1981
1	Danny Buck	1970

### Total Tackles

178	Stan Wright (127-51)	1978
142	Gary Bell (99-43)	1973
142	Melvin Boyd (90-52)	1974
140	Chris Keen (91-49)	1975
132	Mo Bell (92-40)	1977
125	Roosevelt Colvard (57-68)	1985
125	John Csir (87-38)	1975
120	Andra Bullock (80-40)	1977
120	Roosevelt Colvard (79-41)	1986
118	Stan Wright (99-19)	1979

## INTERCEPTION LEADERS

Year	Player	No.	Yards	TDs
1960	Jimbo Pearson	6	72	0
1961	Jimbo Pearson	2	12	0
1962	Earl Harris	2	28	0
	Jim Harvey	2	13	0
1963	Larry Dotson	3	38	0
1964	James Donnelly	4	18	0
1965	Gary Draper	4	31	0
	Jerry Broadbent	4	15	0
1966	Larry Dotson	3	60	0
	Mike Matheny	3	0	0
1967	Mike Matheny	6	71	0
1968	Gary Draper	4	13	0
1969	Ken Coffee	4	11	0
1970	Ed Miller	5	26	0
1971	Ray Oldham	4	103	0
1972	Ray Oldham	5	31	0
1973	Sonny Anderson	3	62	1
	Leigh Kelka	3	14	0
1974	John Emert	4	5	0
1975	Sonny Anderson	4	14	0
1976	Tony Buck	3	39	0
	Harry Majors	3	39	0
	Stan Murphy	3	8	0
1977	Pat Siegfried	5	63	0
1978	Jimmy Saunders	4	112	1
1979	Guy Albanese	3	26	0
1980	James Griffin	4	77	1
1981	James Griffin	4	87	0
	Dennis Mix	4	66	1
1982	James Griffin	8	105	0
1983	Don Griffin	4	49	0
1984	Don Griffin	3	23	0
	Robert Frazier	3	35	0
1985	Don Griffin	6	47	0
1986	Dejuan Buford	5	32	0
1987	Don Thomas	4	59	1
1988	Tommy Barnes	6	54	0
1989	Jimmy McCamey	6	22	0
1990	Darius Sullivan	3	21	0
	Marty Carter	3	20	0
1991	Adrian Owens	3	35	0
1992	Eric McBroom	4	54	0
1993	Markee Tate	5	41	0
1994	Markee Tate	4	100	2
1995	Cedric Stegall	4	120	1
1996	Typail McMullen	5	44	0
1997	Cedric Stegall	3	43	0
1998	Cedric Stegall	5	35	0
1999	Jykine Bradley	2	73	0
	Charlie Walker	2	66	1
	Mario Kelso	2	1	0
2000	Jykine Bradley	3	19	0
2001	Jykine Bradley	4	24	0



**Stan Wright led the Blue Raiders in tackles in 1978 and 1979.**

### Unassisted Tackles

127	Stan Wright (127-51)	1978
99	Stan Wright (99-19)	1979
99	Gary Bell (99-43)	1973
92	Mo Bell (92-40)	1977
91	Chris Keen (91-49)	1975
90	Melvin Boyd (90-52)	1974
87	John Csir (87-38)	1975
81	Jim Dunster (81-27)	1976
80	Andra Bullock (80-40)	1977
79	Roosevelt Colvard (79-41)	1986

### Assisted Tackles

68	Roosevelt Colvard (57-68)	1985
68	Randy Carr (46-68)	1984
66	Nathaniel Claybrooks (52-66)	1994
65	Robbie Ridings (45-65)	1981
62	Nathaniel Claybrooks (46-62)	1995
60	Jimmy Roberto (40-60)	1981
56	Scott Boykin (51-56)	1990
55	Brian Chastain (27-55)	1996
53	Anthony Hicks (60-53)	1993
52	Melvin Boyd (90-52)	1974

### Tackles for Loss

22	Reggie Bell (22-136)	1977
18	Bryan DeGraffenreid (18-68)	1996
17	Dennis Mix (17-86)	1982
17	Anthony Hicks (17-77)	1996
17	Dennis Mix (17-89)	1981
15	Anthony McCord (15-67)	1995
14	James McClellan (14-78)	1978
13	Kenny McDaniel (13-59)	1984
12	Jack Pittman (12-42)	1988
11	Michael Jordan (11-37)	1992

### Tackles for Loss Yards

136	Reggie Bell (22-136)	1977
89	Dennis Mix (17-89)	1981
86	Dennis Mix (17-86)	1982
78	James McClellan (14-78)	1978
77	Anthony Hicks (17-77)	1996
70	M. McCullough (11-70)	1980

68	Bryan DeGraffenreid (18-68)	1996
67	Chris Burns (10-67)	1990
67	Anthony McCord (15-67)	1995
61	Randy Houston (9-61)	1992

### Quarterback Sacks

7.0	Anthony Hicks (7.0-51)	1996
6.0	Scotty Brown (6.0-37)	2001
6.0	Anthony McCord (6.0-38)	1995
5.0	Anthony McCord (5.0-27)	1994
5.0	Chris Burns (5.0-40)	1990
5.0	Tanaka Scott (5.0-35)	2000
4.0	Montrell Toney (4.0-24)	1992
4.0	Jack Pittman (4.0-23)	1988
4.0	Bryan Faulkner (4.0-14)	1990
4.0	Terrence King (4.0-18)	1999
4.0	Greg Pollard (4.0-33)	1989

### Yards from Sacks

51	Anthony Hicks	1996
40	Chris Burns	1990
38	Anthony McCord	1995
37	Scotty Brown	2001
35	Tanaka Scott	2000

## CAREER

### Interception Return Yards

286	James Griffin (17-286)	1979-82
246	Ray Oldham (13-246)	1969-72
214	Cedric Stegall (14-214)	1995-98
144	Jimmy Sanders (6-144)	1976-78
141	Markee Tate (9-141)	1991-94
140	Delvin Pikes (5-140)	1998-00
138	Ronnie Cecil (10-138)	1974-77
132	Don Thomas (9-132)	1985-88
132	Kareem Bland (2-132)	1999-00
120	Adrian Owens (9-120)	1989-93

### Interceptions

17	James Griffin (17-286)	1979-82
14	Cedric Stegall (14-214)	1995-98
13	Ray Oldham (13-246)	1969-72
13	Don Griffin (13-119)	1982-85

## TACKLE LEADERS

Year	Player	UT	AT	TT
1970	David Duvall	50	45	95
1971	Not Available			
1972	Greg Gregory	36	30	66
1973	Gary Bell	56	43	99
1974	Melvin Boyd	38	52	90
1975	Chris Keen	42	49	91
1976	Jim Dunster	54	27	81
1977	Mo Bell	52	40	92
1978	Stan Wright	76	51	127
1979	Stan Wright	80	19	99
1980	Robbie Ridings	48	32	80
1981	Robbie Ridings	45	65	110
1982	Dennis Mix	52	40	92
1983	Jeff Spencer	54	32	86
1984	Randy Carr	46	68	114
1985	Roosevelt Colvard	57	68	125
1986	Roosevelt Colvard	79	41	120
1987	Don Thomas	60	46	106
1988	Don Thomas	70	41	111
1989	Anthony Coleman	66	39	105
1990	Scott Boykin	51	56	107
1991	Scott Boykin	72	45	117
1992	Mike Caldwell	47	29	76
1993	Anthony Hicks	60	53	113
1994	Nathaniel Claybrooks	52	66	118
1995	Nathaniel Claybrooks	46	62	108
1996	Brian Chastain	27	55	82
1997	Charlie Walker	50	48	98
1998	Keith Pauldo	56	22	78
1999	Mario Kelso	61	45	106
2000	Jermaine Francis	64	26	90
2001	Michael Woods	44	36	80


11	Jimbo Pearson (11-109)	1960-61,63-64
10	Ronnie Cecil (10-138)	1974-77
10	Dejuan Buford (10-85)	1984-86,88
10	Sonny Anderson (10-82)	1972-75
10	Mike Matheny (10-81)	1965-67
10	Chuck Swafford (10-58)	1986-89

### Interception Return TDs


2	Kareem Bland	1999-Present
2	Markee Tate	1991-94

### Total Tackles

344	Roosevelt Colvard (179-165)	1983-86
330	Robbie Ridings (191-140)	1979-82
313	Dennis Mix (196-117)	1979-82
303	Melvin Boyd (204-99)	1973-75



**Anthony Hicks (45), who ranks fifth in total tackles and second in sacks, picks off a pass and returns it for a touchdown.**



**Dennis Mix is the school's all-time leader in tackles for loss.**

289	Anthony Hicks (160-129)	1992-96
285	James Griffin (186-99)	1979-82
272	Anthony Coleman (161-111)	1987-90
270	Tony Buck (195-75)	1974-77
270	Nathaniel Claybrooks (116-154)	1993-95
270	Andra Bullock (184-86)	1974-77
270	Reggie Bell (187-83)	1976-77,79

**Unassisted Tackles**

204	Melvin Boyd (204-99)	1973-75
200	Ronnie Cecil (200-59)	1974-77
196	Dennis Mix (196-117)	1979-82
195	Tony Buck (195-75)	1974-77
191	Robbie Ridings (191-140)	1979-82
187	Reggie Bell (187-83)	1976-77,79
186	James Griffin (186-99)	1979-82
184	Andra Bullock (184-86)	1974-77
179	Roosevelt Colvard (179-165)	1983-86
168	Mo Bell (168-80)	1976-77
167	Gary Bell (167-82)	1970-71,73-74

**Assisted Tackles**

165	Roosevelt Colvard (179-165)	1983-86
154	Nathaniel Claybrooks (116-154)	1993-95
191	Robbie Ridings (191-140)	1979-82

**SACK LEADERS**

Year	Player	Sacks	Yards	Total Tackles
1988	Jack Pittman	4	23	67
1989	Greg Pollard	4	33	52
1990	Chris Burns	5	40	44
1991	James McKenzie	4	33	19
1992	Montrell Toney	4	24	74
1993	Jay Moore	3	19	16
1994	Anthony McCord	5	27	50
1995	Anthony McCord	6	38	43
1996	Anthony Hicks	7	51	69
1997	Kenrick Whitehead	2	13	38
	Martez Phelps	2	11	39
	Kyle Gay	2	5	11
1998	Keith Pauldo	3	27	78
	Kenrick Whitehead	3	21	52
	Martez Phelps	3	16	46
	Jeff Thomas	3	11	31
1999	Terrence King	4	18	46
2000	Tanaka Scott	5	35	44
2001	Scotty Brown	6	37	77

129	Anthony Hicks (160-129)	1992-96
118	Darrell Love (115-118)	1995-98
117	Dennis Mix (196-117)	1979-82
114	Don Griffin (96-114)	1982-85
111	Anthony Coleman (161-111)	1987-90
110	Don Thomas (144-110)	1985-88
104	Kenny McDaniel (74-104)	1983-85

**Tackles for Loss**


46	Dennis Mix (46-244)	1979-82
36	Anthony Hicks (36-136)	1992-96
33	Anthony McCord (33-148)	1993-96
28	Reggie Bell (28-156)	1976-77,79
26	Emanuel Toles (26-110)	1979-82
25	Kenny McDaniel (25-96)	1983-85
25	Jack Pittman (25-83)	1985-88
24	M. McCullough (24-144)	1980-82
22	Keith Pauldo (22-91)	1997-00
20	Mike Caldwell (20-83)	1989-92

**Tackles for Loss Yards**

244	Dennis Mix (46-244)	1979-82
156	Reggie Bell (28-156)	1976-77,79
148	Anthony McCord (33-148)	1993-96
144	M. McCullough (24-144)	1980-82
136	Anthony Hicks (36-136)	1992-96
110	Emanuel Toles (26-110)	1979-82
110	Charlie Gregory (16-110)	1979,81-82
108	William Thomas (19-108)	1979-83
105	Kenny Tippins (20-105)	1985-88
96	Kenny McDaniel (25-96)	1983-85

**Quarterback Sacks**

15.0	Anthony McCord (15.0-81)	1993-96
11.0	Bryan Faulkner (11.0-67)	1988-91
11.0	Anthony Hicks (11.0-78)	1992-96
8.0	Scotty Brown (8.0-45)	1998-01
7.0	Wes Stephens (7.0-43)	1998-01
7.0	Tanaka Scott (7.0-41)	2000-02
7.0	Chris Burns (7.0-52)	1989-91
6.0	Randy Houston (6.0-42)	1990-92
6.0	Terrence King (6.0-35)	1999-00
5.0	Martez Phelps (5.0-27)	1997-00



**Ray Oldham returned an interception 100 yards for a score in 1970.**

5.0	James McKenzie (5.0-38)	1991-93
5.0	Greg Pollard (5.0-40)	1987-90

**Yards from Sacks**

81	Anthony McCord	1993-96
78	Anthony Hicks	1992-96
67	Bryan Faulkner	1988-91



**Roosevelt Colvard (30) is Middle Tennessee's all-time leading tackler with 344 stops. Colvard played from 1983-86.**

# Team Records

## GAME

### RUSHING

#### Most Carries (50)

81	Mississippi Valley State	10/10/87
59	UT-Martin	11/7/98
55	Troy State	9/8/01
52	Connecticut	11/17/01
52	Vanderbilt	8/30/01
52	Murray State	11/9/63
52	UT-Martin	9/28/63

#### Most Yds Rushing (327)

592	UT-Martin	10/14/90
469	UT-Martin	11/7/98
461	Murray State	11/7/59
335	Louisiana Tech	10/7/00
327	Connecticut	11/17/01

#### Avg. Gain per Rush (20 att)

7.9	UT-Martin	11/7/98
7.6	Louisiana Tech	10/7/00
7.3	Connecticut	11/4/00
6.6	Ole Miss	10/20/01
6.3	Connecticut	11/17/01
6.3	UT Martin	11/6/99

#### Most Rushing TDs (6)

8	Morehead State	11/14/92
8	Campbellsville	9/18/93
8	Murray State	9/26/92
7	Connecticut	11/4/00
6	Troy State	9/8/01
6	Louisiana Tech	10/7/00
6	UT-Martin	11/6/99

### PASSING

#### Most Passes Att. (45)

52	Maryland	9/23/00
48	UCF	11/13/99
47	Texas A&M	11/18/95
46	James Madison	9/10/94
45	Western Kentucky	9/29/73

#### Most Passes Comp. (29)

31	New Mexico State	10/27/01
31	Louisiana Tech	10/16/99
30	Louisiana-Monroe	9/22/01
30	UCF	11/13/99
30	Maryland	9/23/00

#### Highest Pct. Passes Comp. (10 passes)

91.70	UT-Chattanooga	10/20/62	(11-12)
91.30	Jacksonville St.	10/29/94	(21-23)
83.90	Wofford	9/18/99	(26-31)
82.14	Idaho	10/6/01	(23-28)
81.08	Louisiana-Monroe	9/22/01	(30-37)

#### Most Passing Yards (340)

459	Idaho	10/6/01
383	New Mexico State	10/27/01
364	UT-Martin	11/4/95
362	Wofford	9/18/99
347	Louisiana-Lafayette	9/25/99

#### Most Passing Yds/Att. (15 att.)

16.4	Idaho	10/6/01	28-459
11.7	Troy State	9/8/01	28-328

11.7	Wofford	9/18/99	31-362
11.2	Connecticut	11/17/01	18-201
10.3	Murray State	10/10/98	30-308

#### Most Passing Yards/Comp. (15 comp.)

20.0	Idaho	10/6/01	23-459
18.7	Mississippi State	10/28/00	18-337
18.3	Louisiana-Lafayette	9/25/99	19-347
16.4	Troy State	9/8/01	20-328
15.5	Connecticut	11/17/01	13-201
15.5	South Florida	11/11/00	15-232

#### Most TD Passes (4)

6	Idaho	10/6/01
5	UT-Martin	10/28/67
4	South Florida	11/11/00

#### Passes had Intercepted

7	Tennessee Tech	11/21/81
5	UT-Chattanooga	10/1/77
4	Austin Peay	10/20/84
4	Marshall	11/26/94
4	Murray State	9/27/97

#### Passing Eff. Rating (20 att.)

290.54	Idaho	10/6/01
213.9	Wofford	9/18/99
190.8	South Florida	11/11/00
180.6	UT-Martin	11/6/99

### TOTAL OFFENSE

#### Total Offense Plays (85)

95	Mississippi Valley	10/10/87
88	Vanderbilt	8/30/01
86	Mississippi State	9/16/00
85	Louisiana-Monroe	9/22/01
85	James Madison	9/10/94

#### Total Offense Yards (602)

685	Idaho	10/6/01
660	UT-Martin	10/14/90
641	Troy State	9/8/01
608	Vanderbilt	8/30/01
602	Wofford	9/18/99

#### Average Gain/Play (7.8)

10.2	Idaho	10/6/01	67-685
8.3	Connecticut	11/4/00	69-570
8.1	Louisiana Tech	10/7/00	66-536
8.1	Morehead St.	9/24/83	
7.8	Wofford	9/18/99	77-602
7.8	Tennessee-Martin	11/7/98	70-544

#### First Downs

37	Vanderbilt	8/30/01
34	Morehead State	9/22/84

### ALL-PURPOSE

#### All-Purpose Yards (739)

840	Troy State	9/8/01
827	Idaho	10/6/01
784	Connecticut	11/4/00
742	Wofford	9/18/99
739	Mississippi State	10/28/00

#### All-Purpose Att. (81)

92	Mississippi Valley	10/10/87
84	Vanderbilt	8/30/01
81	Louisiana-Monroe	9/22/01

81	Troy State	9/8/01
81	MSU	9/16/00
81	Wofford	9/18/99

### POINTS SCORED

#### Most Points Scored (63)

76	North Alabama	1927
70	Idaho	10/6/01
70	Morehead St.	11/14/92
70	UT-Martin	11/6/99
70	Campbellsville	9/18/93
66	Connecticut	11/4/00
66	Murray State	9/26/92
63	Morehead St.	10/15/94

#### Most TD Scored (10)

11	North Alabama	1927
10	Idaho	10/6/01
10	Morehead St.	11/14/92
10	UT-Martin	11/6/99
10	Campbellsville	9/18/93

### PUNT RETURNS

#### Most Punt Returns (7)

8	Western Kentucky	11/4/72
8	Morehead St.	11/8/86
8	North Alabama	9/2/72
8	Morehead St.	9/25/82
7	Louisiana-Monroe	10/14/00

#### Punt Return Yards (120)

137	Southeast Missouri	10/26/91
133	Western Kentucky	11/6/82
130	Murray State	9/26/92
120	UT-Martin	11/6/99

### KICK RETURNS

#### Most Kick Returns (9)

9	Mississippi State	10/28/00
9	Eastern Kentucky	10/6/79
9	Texas A&M	11/18/95

#### Kick Return Yards (180)

211	Mississippi State	10/28/00
198	Texas A&M	11/18/95
180	Lenoir-Rhyne	9/7/85

### INTERCEPTIONS

#### Most Interceptions (4)

7	Akron	11/16/85
5	Austin Peay	10/26/74
4	Connecticut	11/4/00
4	Illinois	9/12/98

#### Most Interception Yds

149	Connecticut	11/4/00	4 returns
121	UT-Chattanooga	10/3/70	2 returns
121	UT-Martin	11/6/99	2 returns

### QB SACKS

#### Most QB Sacks (5)

8	Connecticut	11/17/01
7	Murray State	11/14/87
6	Troy State	9/8/01
5	Tennessee Tech	10/3/98
5	UT-Martin	11/9/96
5	Eastern Kentucky	9/26/98
5	Tennessee State	9/5/98

# SEASON

## RUSHING

### Rushing Yards

3188	(533-3188)	1990
2874	(547-2874)	1959
2808	(550-2808)	1985
2647	(478-2647)	1991
2614	(471-2614)	2001

### Rushing Attempts

588	(588-2062)	1976
586	(586-1897)	1971
559	(559-1999)	1972
550	(550-2808)	1985
549	(549-2256)	1975

### Rushing TDs

36	1990
36	1985
33	1992
33	1993
32	1991, 2001

### Average Yds/Rush

5.98	(533-3188)	1990
5.54	(471-2614)	2001
5.54	(478-2647)	1991
5.29	(404-2138)	2000
5.25	(547-2874)	1959

### Rushing Yds/Game

289.8	(11 games)	1990
287.4	(10 games)	1959
255.3	(11 games)	1985
240.6	(11 games)	1991
239.3	(10 games)	1957
239.3	(10 games)	1958

## PASSING

### Pass Attempts

397	(254-397-14)	1999
366	(218-366-10)	2000
312	(161-312-15)	1967

### Pass Completions

254	(254-397-14)	1999
218	(218-366-10)	2000
214	(214-310-6)	2001
178	(178-307-11)	1997

### Passing Yards

2711	(254-397-14)	1999
2681	(214-310-6)	2001
2631	(218-366-10)	2000
2392	(178-307-11)	1997

### Passing TDs

22	1984
21	2001
20	1965
17	1994
17	1997

### Passes had INT

24	(139-297-24)	1968
23	(130-306-23)	1969
21	(48-152-21)	1974
19	(77-209-19)	1975
18	(76-175-18)	1977

### Pass Comp. Pct.

69.0	(214-310-6)	2001
65.2	(163-250-3)	1998
64.0	(254-397-14)	1999
60.7	(54-89-8)	1959
60.6	(146-241-6)	1990

## Pass Efficiency

160.16	(214-310-6)
153.2	(121-201-9)
152.6	(82-136-6)
146.8	(153-256-12)
146.8	(106-180-12)

## Average Yds/Pass

8.9	(153-256-12)	1968
8.9	(82-136-6)	1966
8.8	(84-156-9)	1961
8.6	(214-310-6)	2001
8.6	(106-180-12)	1963

## Avg. Yds/Comp.

19.0	(61-144-12)	1955
16.4	(84-156-9)	1961
16.2	(48-152-21)	1974
15.8	(85-200-17)	1976

## Passing Yds/Game

246.5	(11 games)	1999
243.7	(11 games)	2001
239.2	(10 games)	1997
239.2	(11 games)	2000
221.3	(10 games)	1965

## TOT. OFFENSE

### Total Offense Yds

5295	(781-2614)	2001
5155	(774-3188)	1990
4769	(770-2138)	2000
4523	(706-2647)	1991
4423	(752-2152)	1994

### Total Offense/G

481.4	(11 games)	2001
468.6	(11 games)	1990
433.5	(11 games)	2000
411.2	(11 games)	1991

### Total Offense/Play

6.77	(781-2614)	2001
6.66	(774-3188)	1990
6.41	(706-2647)	1991
6.19	(770-2138)	2000

## ALL-PURPOSE

### All-Purpose Yards

6960	1994
6318	2001
6185	1990
6174	2000

### All-Purpose Yds/G

632.7	(11 games)	1994
599.2	(10 games)	1970
574.4	(11 games)	2001
562.3	(11 games)	1990

## SCORING

### Points Scored

408	(32 rush, 21 pass, 3 ret)	2001
387	(29 rush, 17 pass, 4 ret)	1994
384	(36 rush, 9 pass, 2 ret)	1990
367	(36 rush, 11 pass, 4 ret)	1985
361	(33 rush, 10 pass, 4 ret)	1992

### TDs Scored

53	(32 rush, 21 pass, 3 ret)	2001
51	(36 rush, 11 pass, 4 ret)	1985
50	(29 rush, 17 pass, 4 ret)	1994
47	(36 rush, 9 pass, 2 ret)	1990
47	(33 rush, 10 pass, 4 ret)	1992

## PATS

### PAT Kicks Made

50	(50-50)	1992
45	(45-49)	1985
44	(44-46)	2001
44	(44-46)	1994

### PAT Kicks Att.

50	(50-50)	1992
49	(45-49)	1985
46	(44-46)	2001
46	(44-46)	1994

### PAT Kick Pct

100.0	(50-50)	1992
100.0	(24-24)	1976
100.0	(15-15)	1981
100.0	(19-19)	1975
100.0	(26-26)	1982

## FIELD GOALS

### Field Goals Made

17	(17-24)	1990
16	(16-23)	1996
14	(14-17)	1989
14	(14-20)	1984

### Field Goals Att.

27	(13-27)	1982
24	(17-24)	1990
23	(16-23)	1996

## PUNTING

### Punt Yards

3136	(84-3136)	1976
3085	(81-3085)	1978
3066	(74-3066)	1973
2904	(77-2904)	1970
2889	(68-2889)	1974

### Punt Attempts

84	(84-3136)	1976
82	(82-2850)	1981
81	(81-2813)	1975
81	(81-3085)	1978
78	(78-2860)	1971

### Avg. Yards/Punt

42.49	(68-2889)	1974
42.31	(35-1481)	2001
42.10	(59-2484)	1986
41.43	(74-3066)	1973
40.86	(42-1716)	1997

## PUNT RETURNS

### Punt Return Yards

2904	(77-2904)	1970
1553	(40-1553)	1994
523	(36-523)	1992
469	(52-469)	1982
406	(34-406)	1986

### Punt Returns

77	(77-2904)	1970
52	(52-469)	1982
44	(44-313)	1971
44	(44-284)	1981

### Punt Return TDs

4	1989
4	1988
3	1982
3	1992
3	1971

## Avg. Yds/Return

38.83	(40-1553)	1994
37.71	(77-2904)	1970
20.40	(10-204)	1960
17.82	(17-303)	1962
14.53	(36-523)	1992

## KICK RETURNS

### Kick Return Yards

901	(40-901)	1996
854	(48-854)	1979
841	(43-841)	2000
830	(45-830)	1975
829	(40-829)	1998

### Kick Returns

51	(51-684)	1976
48	(48-854)	1979
46	(46-785)	1973
45	(45-830)	1975

### Kick Return TDs

2	1969, 2001
---	------------

### Avg. Yds/Return

26.30	(20-526)	1985
26.29	(14-368)	1958
23.15	(33-764)	1971

## INTERCEPTIONS

### INT Return Yds

322	(26-322)	1985
317	(11-317)	2000
299	(21-299)	1970

### Interceptions

26	(26-322)	1985
25	(25-193)	1989
23	(23-205)	1988
22	(22-238)	1986
22	(22-232)	1993

### INT Return TDs

3	1994
3	1970

## TFLs

### Tackles for Loss

83	(83-436)	1982
80	(80-292)	1996
72	(72-277)	1992
69	(69-305)	1988
64	(64-247)	2001
64	(64-208)	2000

### Tackles for Loss Yds

436	(83-436)	1982
317	(61-317)	1983
305	(69-305)	1988

## QB SACKS

### Quarterback Sacks

27.0	(27.0-161)	2001
22.0	(22.0-140)	1994
21.0	(21.0-131)	1996
20.0	(20.0-150)	1989
20.0	(20.0-138)	1988

### Yards from Sacks

161	(27.0-161)	2001
150	(20.0-150)	1989
138	(20.0-138)	1988
122	(18.0-122)	2000

# Opponent Records

## Single Game

### RUSHING

#### INDIVIDUAL

#### Attempts

37	Anthony Downs (Eastern Kentucky)	9/27/97
37	McAllister (Eastern Kentucky)	10/11/75

#### Yards

226	Reeves (East Tennessee)	10/10/79
-----	-------------------------	----------

#### Touchdowns

4	Anthony Downs (Eastern Kentucky)	9/27/97
---	----------------------------------	---------

#### TEAM

#### Attempts

79	Tennessee-Martin	9/15/79
----	------------------	---------

#### Yards

490	Nebraska	9/12/92
-----	----------	---------

#### Touchdowns

7	Mississippi State	10/28/00
7	Nebraska	9/12/92

### PASSING

#### INDIVIDUAL

#### Attempts

71	Brian Lindgren (Idaho)	10/6/01
56	Tim Rattay (Louisiana Tech)	10/17/99

#### Completions

49	Brian Lindgren (Idaho)	10/6/01
41	Tim Rattay (Louisiana Tech)	10/17/99

#### Yards

637	Brian Lindgren (Idaho)	10/6/01
445	Leon Murray (Tennessee State)	9/5/98

#### Touchdowns

5	Brian Lindgren (Idaho)	10/6/01
4	Tim Rattay (Louisiana Tech)	10/17/99
4	Leon Murray (Tennessee State)	9/5/98

#### Interceptions

5	Artis (Miles)	8/30/86
5	Stewart (Akron)	11/16/85

#### TEAM

#### Attempts

71	Idaho	10/6/01
69	Western Kentucky	11/9/85

#### Completions

49	Idaho	10/6/01
44	Louisiana Tech	10/17/99

#### Yards

637	Idaho	10/6/01
449	Louisiana Tech	10/17/99

#### Touchdowns

5	Idaho	10/6/01
4	Louisiana Tech	10/17/99
4	Tennessee State	9/5/98

#### Interceptions

7	Akron	11/16/85
---	-------	----------

### RECEIVING

#### INDIVIDUAL

#### Receptions

15	Chris Lacy (Idaho)	10/6/01
12	Tyrone Butterfield (Tennessee State)	9/5/98
12	James Jordan (Louisiana Tech)	10/17/99

#### Yards

221	Chris Lacy (Idaho)	10/6/01
205	Pete Ravettine (Delaware)	10/21/78

#### Touchdowns

3	Troy Brown (Marshall)	12/5/92
---	-----------------------	---------

### TOTAL OFFENSE

#### INDIVIDUAL

#### Plays

73	Brian Lindgren (Idaho)	10/6/01
57	Tim Rattay (Louisiana Tech)	10/17/99
57	Leon Murray (Tennessee State)	9/5/98

#### Yards

657	Brian Lindgren (Idaho)	10/6/01
456	Leon Murray (Tennessee State)	9/5/98

#### TEAM

#### Yards

760	Idaho	10/6/01
646	Delaware	10/21/78

### ALL-PURPOSE YARDS

283	William Murrel (Eastern Kentucky)	10/19/96
-----	-----------------------------------	----------

### KICK RETURNS

#### INDIVIDUAL

#### Punt Return

3-104	William Murrell (Eastern Kentucky)	10/19/96
-------	------------------------------------	----------

#### Kickoff Return

7-185	Blair Lewis (Idaho)	10/6/01
8-165	Hodge (Tennessee State)	9/5/87

#### TEAM

#### Punt Return

7-122	Murray State	9/23/95
-------	--------------	---------

#### Kick Return

9-254	Tennessee-Martin	11/7/98
-------	------------------	---------

### DEFENSE

#### INDIVIDUAL

#### Tackles

22	Junior Jackson (Chattanooga)	9/30/89
----	------------------------------	---------

#### Tackles for Loss

6	Jeff Weisse (Illinois)	9/12/98
---	------------------------	---------

#### Sacks

4	Mark Word (Jacksonville State)	9/19/98
---	--------------------------------	---------

#### Interceptions

2	Several players tied
---	----------------------

#### TEAM

#### Interceptions

7	Tennessee Tech	11/21/81
---	----------------	----------

# The Last Time ...

## THE LAST TIME MT ...

### PASSING

Had 300 or more yards passing	vs New Mexico State 10/27/01 (383)
Had 200 or more yards passing	vs Connecticut 11/17/01 (201)
Had 40 or more attempts	vs New Mexico State 10/27/01 (42)
Had 30 or more attempts	vs LSU 11/10/01 (30)
Had 30 or more completions	vs New Mexico State 10/27/01 (31)
Had 25 or more completions	vs New Mexico State 10/27/01 (31)
Had 20 or more completions	vs LSU 11/10/01 (22)
Had five or more passing TD's	vs Idaho 10/6/01 (6)
Had four or more passing TD's	vs Idaho 10/6/01 (6)
Had three or more passing TD's	vs Idaho 10/6/01 (6)
Threw five or more interceptions	vs Eastern Kentucky 10/14/95 (5)
Threw four or more interceptions	vs Murray State 9/27/97 (4)
Threw three or more interceptions	vs Mississippi State 10/28/00 (3)

### RUSHING

Had 400 or more yards rushing	vs Tennessee-Martin 11/7/98 (469)
Had 300 or more yards rushing	vs Connecticut 11/17/01 (327)
Had 70 or more attempts	vs Mississippi Valley State 10/10/87 (81)
Had 60 or more attempts	vs Southeast Missouri 10/21/95 (60)
Had 50 or more attempts	vs Connecticut 11/17/01 (52)
Had six or more rushing TD's	vs Troy State 9/8/01 (6)
Had five or more rushing TD's	vs Arkansas State 11/3/01 (5)
Had four or more rushing TD's	vs Connecticut 11/17/01 (4)
Had two backs over 100 yards rushing in a game	vs Connecticut 11/17/01 (Dwone Hicks 156 & Wes Counts 122)

### RECEIVING

Had two players with 100 yards receiving in a game	vs New Mexico State 10/27/01 (Kendall Newson 181 & David Youell 104)
--	---

### TOTAL OFFENSE

Had 600 or more yards of total offense	vs Idaho 10/6/01 (685)
Had 500 or more yards of total offense	vs Connecticut 11/17/01 (528)
Had 400 or more yards of total offense	vs Connecticut 11/17/01 (528)
Had 90 or more plays	vs Mississippi Valley State 10/10/87 (97)
Had 80 or more plays	vs UL-Monroe 9/23/00 (85)

### SCORING

Scored 70 or more points	vs Idaho 10/6/01 (70)
Scored 60 or more points	vs Idaho 10/6/01 (70)
Scored 50 or more points	vs Arkansas State 11/3/01 (54)
Scored 40 or more points	vs Arkansas State 11/3/01 (54)
Held opponent scoreless	vs UL-Monroe 10/14/00
Held opponent scoreless at Floyd Stadium	vs UL-Monroe 10/14/00 (28-0)
Held opponent scoreless on the road	vs Austin Peay 10/7/96 (43-0)
Held scoreless	vs Florida 9/9/00 (0-55)
Held scoreless at Floyd Stadium	vs East Tennessee State 11/11/78 (0-34)
Scored a two-point conversion passing	vs Arkansas State 11/3/01 (David Youell to Avery Hatten)
Scored a two-point conversion rushing	vs Arkansas State 11/3/01 (Dwone Hicks)

### TURNOVERS

Committed seven or more turnovers	vs Georgia Southern 9/21/89 (7)
Committed six or more turnovers	vs Georgia Southern 9/21/89 (7)
Lost five or more fumbles	vs Alabama-Birmingham 11/14/98 (5)
Lost four or more fumbles	vs Florida 9/9/00 (4)
Did not committ a turnover	vs Arkansas State 11/3/01

Returned an interception for a TD ..... vs Connecticut 11/4/00 (Kareem Bland-71)  
 Returned a fumble for a TD ..... vs UL-Lafayette 9/29/01 (Brandon Lynch-50)  
 Returned a fumble and an interception for a TD ..... vs UT Martin 11/6/99

### DEFENSE

Held opponent to 10 or fewer first downs	vs Arkansas State 11/3/01 (10)
Held opponent to 0 or fewer yards rushing	vs Tennessee-Martin 11/9/96 (-8)
Held opponent under 100 yards rushing	vs UL-Monroe 9/22/01 (84)
Held opponent under 100 yards passing	vs Arkansas State 11/3/01 (72)
Held opponent to 0 passing yards	vs Northern Illinois 9/10/88
Held opponent under 300 yards total offense	vs Connecticut 11/17/01 (220)
Held opponent under 200 yards total offense	vs Arkansas State 11/3/01 (174)
Intercepted five or more passes	vs Akron 11/16/85 (7)
Intercepted four or more passes	vs Connecticut 11/4/00 (4)
Intercepted three or more passes	vs Connecticut 11/4/00 (4)
Recorded a safety	vs Eastern Illinois 10/24/98

### SPECIAL TEAMS

Returned a punt for a TD	vs Chattanooga 9/13/97 (Sulecio Sanford-85)
Returned a blocked punt for a TD	vs Louisiana Tech 10/7/00 (Michael Woods-5)
Returned a kickoff for a TD	vs Connecticut 11/17/01 (Kerry Wright-86)
Blocked a punt	vs Arkansas State 11/3/01 (Chris Johnson)
Blocked two punts	vs Murray State 9/26/92 (Markee Tate)
Blocked a field goal	vs Connecticut 11/17/01 (Kareem Bland)
Punted 10 or more times	vs Mississippi State 9/4/99 (10)
Did not punt	vs Murray State 9/28/91
Missed a PAT	vs UL-Lafayette 9/29/01 (Brian Kelly)
Had a punt blocked	vs Maryland 9/23/00
Had a field goal blocked	vs Connecticut 11/17/01

### MISCELLANEOUS

Had 25 or more first downs	vs Connecticut 11/17/01 (26)
Had 20 or more first downs	vs LSU 11/10/01 (21)
Had 10 or more penalties	vs Ole Miss 10/20/01 (11)
Had 100 or more yards in penalties	vs Ole Miss 10/20/01 (103)
Had 35 minutes or more time of possession	vs UL-Monroe (36:00)
Involved in a tie game	vs Illinois State 11/12/94 (27-27)
Won an overtime game	vs UL-Lafayette 11/18/00 (41-38)
Lost an overtime game	vs Southeast Missouri 10/26/96 (13-16)



**Kerry Wright returned a kickoff 86 yards for a touchdown in the 2001 win over visiting Connecticut. It marked the second kickoff return for a score in 2001 to equal a school record.**



# The Last Time ...


## AN MT PLAYER ...

### PASSING

Passed for 350 yards or more	Wes Counts vs New Mexico State 10/27/01 (376)
Passed for 300 yards or more	Wes Counts vs Vanderbilt 8/30/01 (308)
Passed for 200 yards or more	Wes Counts vs UL-Monroe 9/22/01 (274)
Attempted 45 or more passes	Wes Counts vs UCF 11/13/99 (47)
Attempted 35 or more passes	Wes Counts vs New Mexico State 10/27/01 (38)
Completed 20 or more passes	Wes Counts vs LSU 11/10/01 (21)
Threw four or more TD passes	Wes Counts vs Idaho 10/6/01 (6)
Threw three or more TD passes	Wes Counts vs South Florida 11/11/00 (4)
Threw four or more interceptions	Jonathan Quinn vs Murray State 9/27/97 (4)
Threw three or more interceptions	Jonathan Quinn vs Murray State 9/27/97 (4)
Completed a pass of 80 yards or more	Jonathan Quinn to Demetric Mostiller vs Southeast Missouri 10/26/96 (88)
Completed a pass of 70 yards or more	Wes Counts to Sulecio Sanford vs Southeast Missouri 10/31/98 (77)
Completed a pass of 60 yards or more	Wes Counts to Kendall Newson vs New Mexico State 10/27/01 (64)
Completed a pass of 50 yards or more	Wes Counts to Kerry Wright vs Idaho 10/6/01 (58)

### RUSHING

Rushed 35 or more times	Dwone Hicks vs Vanderbilt 8/30/01 (37)
Rushed 30 or more times	Dwone Hicks vs Louisiana Tech 10/7/00 (32)
Rushed 25 or more times	Dwone Hicks vs Connecticut 11/17/01 (26)
Rushed for 300 or more yards	Dwone Hicks vs Louisiana Tech 10/7/00 (311)
Rushed for 200 or more yards	Dwone Hicks vs Vanderbilt 8/30/01 (203)



**Tyrone Calico, the second all-time leading receiver in school history, was the last player to haul in three touchdowns in one game. He accomplished the feat against Idaho in 2001.**

Rushed for 150 or more yards	Dwone Hicks vs Connecticut 11/17/01 (156)
Rushed for 100 or more yards	Dwone Hicks vs LSU 11/10/01 (117)
Rushed for four or more TD	Dwone Hicks vs Connecticut 11/17/01 (4)
Rushed for three or more TD	Dwone Hicks vs Idaho 10/6/01 (3)
Rushed for two or more TD	Dwone Hicks vs Arkansas State 11/3/01 (2)
Had a run of 80 yards or more	Brigham Lyons vs Marshall 12/5/92 (81)
Had a run of 70 yards or more	Dwone Hicks vs Maryland 9/23/00 (79)
Had a run of 60 yards or more	Dwone Hicks vs Idaho 10/6/01 (62)
Had a run of 50 yards or more	Wes Counts vs Connecticut 11/17/01 (55)

### RECEIVING

Caught 10 or more passes	Newson (12)/Youell (10) vs New Mexico State 10/27/01
Caught seven or more passes	Kendall Newson vs Connecticut 11/17/01 (7)
Had 200 or more yards receiving	Demetric Mostiller vs SEMO 10/26/96 (209)
Had 175 or more yards receiving	Kendall Newson vs New Mex. St. 10/27/01 (181)
Had 150 or more yards receiving	Tyrone Calico vs Idaho 10/6/01 (160)
Had 100 or more yards receiving	Kendall Newson vs Connecticut 11/17/01 (114)
Caught three or more TD passes	Tyrone Calico vs Idaho 10/6/01 (3)
Caught two or more TD passes	Kendall Newson vs North Texas 10/13/01 (2)

### TOTAL OFFENSE

Had 350 or more yards total offense	Wes Counts vs New Mex. St. 10/27/01 (415)
Had 300 or more yards total offense	Wes Counts vs Connecticut 11/17/01 (310)
Had 100 or more yards passing and rushing	Wes Counts vs Connecticut 11/17/01 (122r/188p)

### SCORING

Accounted for four or more TD	Dwone Hicks vs Connecticut 11/17/01 (4)
Accounted for three or more TD	Dwone Hicks vs Connecticut 11/17/01 (4)
Scored four or more TD	Dwone Hicks vs Connecticut 11/17/01 (4)
Scored three or more TD	Dwone Hicks vs Connecticut 11/17/01 (4)
Scored two or more TD	Dwone Hicks vs Connecticut 11/17/01 (4)

### DEFENSE

Intercepted three or more passes	Don Griffin vs Akron 11/16/85 (3)
Intercepted two or more passes	Jykine Bradley vs Troy State 9/8/01 (2)
Had 20 or more tackles	Scotty Brown vs Southeast Missouri 10/31/98 (21)
Had 15 or more tackles	Scotty Brown vs Connecticut 11/17/01 (15)
Had 10 or more tackles	Michael Woods vs Ole Miss 10/20/01 (12)
Recorded three or more sacks	Anthony Hicks vs Austin Peay 11/9/98 (3)
Recorded two or more sacks	Scotty Brown vs Connecticut 11/17/01 (2)
Recorded four or more tackles for loss	Keith Pauldo vs E. Kentucky 11/15/97 (4)
Recorded three or more tackles for loss	Scotty Brown vs SEMO 10/31/98 (3)

### SPECIAL TEAMS

Scored 10 or more points kicking	Brian Kelly vs Idaho 10/6/01 (10)
Kicked five or more field goals	Matt Crews vs Tennessee Tech 11/17/90 (5)
Kicked four or more field goals	Garth Petrilli vs Tennessee State 10/2/93 (4)
Kicked three or more field goals	Brian Kelly vs Murray State 9/16/00 (3)
Kicked a field goal of 50 or more yards	Keegan Ray vs Chattanooga 9/14/96 (50)
Kicked an 80 yard punt	Sid Corban vs Vanderbilt 1996 (80)
Kicked a 70 yard punt	Chuck Daniel vs Murray State 11/11/89 (70)
Kicked a 60 yard punt	Robert Billings vs UAB 10/21/00 (62)
Kicked a 50 yard punt	Robert Billings vs LSU 11/10/01 (52)
Totaled 150 or more kick return yards	Dee Mostiller vs J'ville St. 10/5/96 (4-166)
Totaled 100 or more kick return yards	Kerry Wright vs Connecticut 11/17/01 (110)
Totaled 100 or more punt return yards	H. Johnson vs UL-Monroe 10/14/00 (101)
Totaled 50 or more punt return yards	H. Johnson vs UL-Monroe 10/14/00 (101)
Returned Opening Kickoff for a TD	Robert Alford vs Lenoir-Rhyne 9/7/85

# The Last Time ...

## AN OPPOSING TEAM ...

### PASSING

Had 300 or more yards passing	LSU 11/10/01 (318)
Had 200 or more yards passing	LSU 11/10/01 (318)
Had 40 or more attempts	UL-Lafayette 9/29/01 (42)
Had 30 or more attempts	Connecticut 11/17/01 (31)
Had 25 or more completions	LSU 11/10/01 (26)
Had 20 or more completions	LSU 11/10/01 (26)
Had five or more passing TD's	Idaho 10/6/01 (5)
Had four or more passing TD's	Idaho 10/6/01 (5)
Had three or more passing TD's	Idaho 10/6/01 (5)
Threw five or more interceptions	Louisiana Tech 8/31/96 (5)
Threw four or more interceptions	Connecticut 11/4/00 (4)
Threw three or more interceptions	Connecticut 11/4/00 (4)

### RUSHING

Had 400 or more yards rushing	Nebraska 9/12/92 (490)
Had 300 or more yards rushing	UCF 11/13/99 (323)
Had 70 or more attempts	Georgia Southern 9/21/89 (73)
Had 60 or more attempts	UL Lafayette 9/25/99 (66)
Had 50 or more attempts	Ole Miss 10/20/01 (50)
Had six or more rushing TD's	Mississippi State 10/28/00 (7)
Had five or more rushing TD's	New Mexico State 10/27/01 (5)
Had four or more rushing TD's	Mississippi State 10/28/00 (7)
Had two backs over 100 yards rushing in a game	Mississippi State 10/28/00 (Dincenzo Miller 114 & Dontae Walker 104)

### RECEIVING

Had two players with 100 yards receiving in a game	Idaho 10/6/01 (Chris Lacy 221 & Blair Lewis 108)
--	---

### TOTAL OFFENSE

Had 600 or more yards of total offense	Idaho 10/6/01 (760)
Had 500 or more yards of total offense	Idaho 10/6/01 (760)
Had 400 or more yards of total offense	LSU 11/10/01 (463)
Had 80 or more plays	Ole Miss 10/20/01 (81)
Had 70 or more plays	Connecticut 11/17/01 (73)

### SCORING

Scored 70 or more points	Murray State 1933
Scored 60 or more points	Mississippi State 10/28/00 (61)
Scored 50 or more points	Idaho 10/6/01 (58)
Scored 40 or more points	Ole Miss 10/20/01 (45)
Scored 30 or more points	LSU 11/10/01 (30)
Scored a two-point conversion passing	Connecticut 11/17/01 (1)
Scored a two-point conversion rushing	UL Lafayette 9/25/99 (1)

### TURNOVERS

Committed seven or more turnovers	Eastern Kentucky 11/4/89 (7)
Committed six or more turnovers	Illinois 9/12/96 (6)
Had five or more fumbles	Austin Peay St. 10/12/96 (5)
Lost four or more fumbles	Austin Peay St. 10/12/96 (4)
Did not commit a turnover	LSU 11/10/01
Returned an interception for a TD	UL-Lafayette 11/18/00 (Brad Franklin - 40)
Returned a fumble for a TD	Florida 9/9/00 (Todd Johnson - 76)

### DEFENSE

Held MT 10 or fewer first downs	Illinois 9/12/98 (6)
Held MT to 0 or fewer yards rushing	Illinois 9/12/98 (-9)
Held MT under 100 yards rushing	UCF 11/13/99 (48)
Held MT to 100 or fewer passing yards	UL-Lafayette 9/29/01 (53)
Held MT under 300 yards total offense	North Texas 10/13/01 (294)
Held MT under 200 yards total offense	Arkansas 10/9/99 (155)
Intercepted five or more MT passes	Tennessee-Chattanooga 10/1/77 (5)
Intercepted four or more MT passes	Murray St. 9/27/97 (4)
Intercepted three or more MT passes	Mississippi State 10/28/00 (3)
Recorded a safety	Tennessee Tech 10/3/98

### SPECIAL TEAMS

Returned a punt for a TD	Arizona 9/11/99 (Dennis Northcutt- 80)
Returned a blocked punt for a TD	UCF 11/13/99 (ThadWard-62)
Returned a kickoff for a TD	Arkansas 10/9/99 (Cedric Cobbs - 95)
Blocked a punt	Maryland 9/23/00 (Tyronne Stewart)
Blocked a field goal	Connecticut 11/17/01 (Justin Perkins)
Punted 10 or more times	UL Monroe 10/14/00 (10)
Did not punt	Has not happened
Missed a PAT	LSU 11/10/01

### MISCELLANEOUS

Had 25 or more first downs	Ole Miss 10/20/01 (27)
Had 20 or more first downs	LSU 11/10/01 (23)
Had 10 or more penalties	South Florida 11/11/00 (14)
Had 100 or more yards in penalties	South Florida 11/11/00 (146)

Had 35 minutes or more time of possession	Ole Miss 10/20/01 (37:24)
Had a 100 yard rusher and receiver	UCF 11/13/99 (Vic Penn- 122 rush; Charles Lee - 100 receiving)

## AN OPPOSING PLAYER...

### PASSING

Passed for 400 yards or more	Brian Lindgren (Idaho) 10/6/01 (637)
Passed for 300 yards or more	Rohan Davey (LSU) 11/10/01 (318)
Passed for 200 yards or more	Rohan Davey (LSU) 11/10/01 (318)
Attempted 45 or more passes	Brian Lindgren (Idaho) 10/6/01 (71)
Attempted 35 or more passes	Rohan Davey (LSU) 11/10/01 (37)
Completed 20 or more passes	Rohan Davey (LSU) 11/10/01 (26)
Threw four or more TD passes	Brian Lindgren (Idaho) 10/6/01 (5)
Threw three or more TD passes	Eli Manning (Ole Miss) 10/20/01 (3)
Threw four or more interceptions	Mark Hoekstra (Illinois) 9/12/98 (4)
Threw three or more interceptions	Montressa Kirby (Jacksonville St.) 9/19/98 (3)
Completed a pass of 80 yards or more	Montressa Kirby to Joey Hamilton (J'ville St.) 9/19/98 (82)
Completed a pass of 70 yards or more	Greg Zolman to M.J. Garrett (Vanderbilt) 9/30/01 (73)
Completed a pass of 60 yards or more	Scott to Patrick Cobbs (North Texas) 10/13/01 (60)
Completed a pass of 50 yards or more	Scott to Patrick Cobbs (North Texas) 10/13/01 (60)

### RUSHING

Rushed 35 or more times	Corey Crume (Eastern Kentucky) 9/26/98 (36)
Rushed 30 or more times	Kevin Galbreath (North Texas) 10/13/01 (34)
Rushed 25 or more times	Kevin Galbreath (North Texas) 10/13/01 (34)
Rushed for 200 or more yards	Steve Harvey (Illinois) 9/12/98 (215)
Rushed for 150 or more yards	Bobby Ray Tell (Louisiana Tech) 10/16/99 (156)
Rushed for 100 or more yards	Chandler Poole (Connecticut) 11/17/01 (100)
Rushed for four or more TD	Anthony Downs (Murray St.) 9/27/97 (4)
Rushed for three or more TD	Lamont Jordan (Maryland) 9/23/00 (3)
Rushed for two or more TD	LeBrandon Toefield (LSU) 11/10/01 (2)
Had a run of 80 yards or more	Jerome Tillman (Tennessee Tech) 11/22/97 (87)
Had a run of 70 yards or more	Bobby Ray Tell (Louisiana Tech) 10/16/99 (71)
Had a run of 60 yards or more	Rocky Harvey (Illinois) 9/2/00 (62)
Had a run of 50 yards or more	K.C. Enzinger (New Mexico State) 10/27/01 (53)

### RECEIVING

Caught 10 or more passes	Chris Lacy/Blair Lewis (Idaho) 10/6/01 (15/11)
Caught seven or more passes	Josh Reed (LSU) 11/10/01 (7)
Had 200 or more yards receiving	Chris Lacy (Idaho) 10/6/01 (221)
Had 175 or more yards receiving	Chris Lacy (Idaho) 10/6/01 (221)
Had 150 or more yards receiving	Chris Lacy (Idaho) 10/6/01 (221)
Had 100 or more yards receiving	Josh Reed (LSU) 11/10/01 (120)
Caught three or more TD passes	Greg Lewis (Illinois) 9/2/00 (3)
Caught two or more TD passes	B. Flowers (Ole Miss) 10/20/01 (2)

### TOTAL OFFENSE

Had 400 or more yards total offense	Tim Rattay (Louisiana Tech) 10/16/99 (400)
Had 300 or more yards total offense	Rohan Davey (LSU) 11/10/01 (325)
Had 100 or more yards passing and rushing	Vic Penn (UCF) 11/13/99 (208p, 122r)

### SCORING

Accounted for four or more TD	Brian Lindgren (Idaho) 10/6/01 (5 pass)
Accounted for three or more TD	Eli Manning (Ole Miss) 10/20/01 (3 pass)
Scored four or more TD	Has not happened
Scored three or more TD	Lance Domec (UL-Lafayette) 11/18/00 (3)
Scored two or more TD	LeBrandon Toefield (LSU) 11/10/01 (2)

### DEFENSE

Intercepted two or more passes	Elliott Shorter (UCF) 11/13/99 (2)
Recorded three or more sacks	Mark Word (Jacksonville St.) 9/19/98 (4)
Recorded two or more sacks	Howard Green (LSU) 11/10/01 (2)
Recorded four or more tackles for loss	C. Robinson (UL Monroe) 10/30/99 (4)
Recorded three or more tackles for loss	Daniel Taylor (UL-Lafayette) 11/18/00 (3)

### SPECIAL TEAMS

Scored 10 or more points kicking	Keith Stamps (Idaho) 10/6/01 (10)
Kicked four or more field goals	Mike Dowis (Georgia Southern) 9/30/89 (4)
Kicked three or more field goals	Dan Mowery (Florida St.) (3)
Kicked a field goal of 50 or more yards	Scott Westerfield (Mississippi State) 9/4/99 (51)
Kicked a 70 yard punt	Adam Coles (Connecticut) 11/17/01 (71)
Kicked a 60 yard punt	Jeff White (UL Monroe) 10/30/99 (66)
Kicked a 50 yard punt	Donnie Jones (LSU) 11/10/01 (54)
Totalled 150 or more kick return yards	Blair Lewis (Idaho) 10/6/01 (7-185)
Totalled 100 or more kick return yards	Blair Lewis (Idaho) 10/6/01 (7-185)
Totalled 100 or more punt return yards	Corey Paul (New Mexico State) 10/27/01 (3-103)



# Annual Team Stats

Year	Rushing					Passing					Total Offense									
	FD	Att	Yards	TD	YPG	Com	Att	Int	Yards	Pct.	TD	Ypg	Plays	Yards	Ypg	F-L	Pen	Yds	Pts	Ppg
2001	281	471	2614	32	237.6	214	310	6	2681	.690	21	243.7	781	5295	481.4	22-15	89	767	408	37.1
2000	242	404	2138	30	194.4	218	366	10	2631	.596	14	239.2	770	4769	433.5	27-10	79	721	350	31.8
1999	223	347	1225	19	111.4	254	397	14	2711	.640	15	246.5	744	3936	357.8	23-13	60	534	272	24.7
1998	182	393	1552	16	155.2	163	250	3	1795	.652	13	179.5	643	3347	334.7	25-11	52	433	250	25.0
1997	184	325	1437	22	143.7	178	307	11	2392	.580	17	239.2	632	3829	382.9	13-9	61	523	292	29.2
1996	179	470	1553	14	141.2	128	292	12	1636	.438	8	148.7	762	3189	289.9	20-14	93	800	303	20.0
1995	204	481	1735	24	157.7	151	297	13	2271	.508	11	206.5	778	4006	364.2	20-6	98	778	303	27.5
1994	227	496	2152	29	195.6	153	256	12	2271	.598	17	206.5	752	4423	402.1	19-12	79	706	387	35.2
1993	224	455	2329	33	211.7	146	258	6	1921	.566	9	174.6	713	4250	386.4	26-14	75	586	354	32.2
1992	194	469	2438	33	221.6	94	173	8	1438	.543	10	130.7	642	3876	352.4	30-16	91	878	361	32.8
1991	223	478	2647	32	240.1	136	228	6	1876	.606	6	170.5	706	4523	411.2	34-19	70	686	312	28.4
1990	240	533	3188	36	289.8	146	241	6	1967	.606	9	178.8	774	5155	468.6	22-10	83	684	384	34.9
1989	170	471	1895	20	172.3	107	210	9	1603	.510	12	145.7	681	3498	318.0	31-17	66	572	291	26.5
1988	166	486	1973	25	179.4	102	212	8	1304	.481	9	118.5	698	3277	297.9	24-11	81	723	294	26.7
1987	187	531	2276	18	206.9	90	185	14	1187	.486	8	107.9	716	3463	314.8	17-8	74	635	248	22.5
1986	161	498	2023	22	183.9	98	192	8	1270	.510	8	115.5	690	3293	299.4	29-14	79	698	254	23.1
1985	180	550	2808	36	255.3	82	136	6	1205	.603	11	109.5	686	4013	364.8	23-11	69	648	367	33.4
1984	213	548	2261	14	205.5	121	201	9	1575	.602	22	143.2	747	3836	348.7	31-13	59	487	292	26.5
1983	190	459	2040	23	204.0	128	233	13	1762	.549	14	176.2	692	3802	380.2	16-12	69	543	296	29.6
1982	156	524	2156	15	196.0	72	189	8	919	.381	9	83.5	713	3075	279.5	39-26	71	604	231	21.0
1981	136	440	897	9	81.5	102	225	22	1377	.453	6	125.2	665	2274	206.7	28-16	71	637	158	14.4
1980	129	401	1257	4	125.7	91	218	13	1007	.417	5	100.7	619	2264	226.4	26-8	55	496	85	8.5
1979	144	357	928	2	92.8	121	269	16	1757	.450	12	175.7	626	2685	268.5	32-13	54	514	137	13.7
1978	110	507	1161	8	105.5	53	128	8	621	.414	1	56.5	635	1782	162.0	44-21	49	476	95	8.6
1977	153	539	1645	9	149.2	76	175	18	911	.434	0	82.8	714	2556	232.4	38-22	74	807	125	11.4
1976	167	588	2062	16	187.5	85	200	17	1339	.425	9	121.7	788	3401	309.2	61-36	92	906	205	18.6
1975	171	549	2256	17	205.1	77	209	19	1137	.368	7	103.4	758	3393	308.5	43-22	57	620	189	17.2
1974	153	547	1998	14	181.6	48	152	21	778	.316	5	70.7	699	2776	252.3	40-22	79	680	164	14.9
1973	156	428	1434	13	131.3	116	256	15	1230	.453	3	111.8	684	2664	242.2	37-18	68	711	148	13.4
1972	200	559	1999	20	181.7	110	235	15	1482	.468	7	134.7	794	3481	316.5	42-24	50	532	216	19.6
1971	140	586	1897	15	172.5	55	155	12	723	.355	3	65.7	741	2620	238.2	37-18	85	753	196	17.8
1970	132	528	1671	14	167.1	58	133	8	696	.436	4	69.6	661	2367	236.7	24-9	62	605	167	16.7
1969	149	393	1103	10	110.3	130	306	23	1591	.425	7	159.1	699	2694	269.4	25-11	50	562	134	13.4
1968	155	388	1138	11	113.8	139	297	24	1776	.468	9	177.6	685	2914	291.4	25-15	61	719	146	14.6
1967	168	386	1086	17	108.6	161	312	15	1982	.516	16	198.2	698	3068	306.8	32-15	64	639	236	23.6
1966	140	380	1114	8	111.4	103	204	14	1435	.505	13	143.5	584	2549	254.9	16-6	60	665	160	16.0
1965	194	403	1432	19	143.2	141	275	16	2213	.513	20	221.3	678	3645	364.5	28-13	64	725	286	28.6
1964	150	467	1779	11	177.9	87	163	9	1027	.534	7	102.7	630	2806	280.6	22-6	54	491	136	13.6
1963	144	428	1559	14	155.9	106	180	17	1540	.589	16	154.0	608	3099	309.9	26-12	62	654	213	21.3
1962	137	431	1622	13	162.2	68	129	11	1022	.527	9	102.2	560	2644	264.4	42-21	65	726	161	16.1
1961	178	479	1918	15	191.8	84	156	9	1376	.538	13	137.6	645	3294	329.4	45-18	50	449	187	18.7
1960	125	459	1732	12	173.2	42	116	12	641	.362	5	64.1	575	2373	237.3	33-17	42	376	115	11.5
1959	175	547	2874	-	287.4	54	89	7	565	.608	3	56.5	636	3439	343.9	-	-	-	303	30.3

# NCAA Rankings

Since Beginning I-A Football in 1999

## 1999

### TEAM

Category	Rank	Actual
Rushing Offense	94	111.4
Passing Offense	32	246.5
Total Offense	71	357.82
Scoring Offense	68	24.7
Rushing Defense	102	212.4
Pass Eff. Defense	100	136.9
Total Defense	108	445.8
Scoring Defense	105	34.5
Net Punting	54	35.5
Punt Returns	21	12.3
Kickoff Returns	90	18.6
Turnover Margin	87	-.45

### INDIVIDUAL

Category	Player	Rank	Actual
Passing Eff.	Counts	50	125.1
Total Offense	Counts	26	244.0
Receptions/Game	Newson	T19	6.27
	Calico	26	5.91
Rec. Yds./Game	Newson	32	83.45
Punt Returns	H. Johnson	17	12.95
Punting	Ray	26	42.56
All-Purpose	Palmer	41	122.82

## 2000

### TEAM

Category	Rank	Actual
Rushing Offense	24	194.4
Passing Offense	33	239.2
Total Offense	16	433.5
Scoring Offense	24	31.8
Rushing Defense	61	151.5
Pass Eff. Defense	89	127.3
Total Defense	77	387.9
Scoring Defense	80	28.7
Net Punting	90	32.1
Punt Returns	38	10.7
Kickoff Returns	61	19.6
Turnover Margin	60	.00
Pass Defense	92	236.5

### INDIVIDUAL

Category	Player	Rank	Actual
Rushing	Hicks	15	116.9
Passing Eff.	Counts	44	124.1
Total Offense	Counts	93	142.6
Receptions/Game	Newson	9	6.73
	Calico	75	4.27
Rec. Yds./Game	Newson	25	85.91
	Calico	52	68.36
Interceptions	Bradley	80	.27
Punting	Billings	94	37.52
Kickoff Returns	Alsup	80	19.47
Field Goals	Kelly	47	1.00
Scoring	Hicks	3	11.45
	Kelly	75	6.55
All-Purpose	Hicks	30	132.55

## 2001

### TEAM

Category	Rank	Actual
Rushing Offense	7	237.6
Passing Offense	44	243.7
Total Offense	5	481.4
Scoring Offense	9	37.1
Rushing Defense	47	139.5
Pass Eff. Defense	79	130.4
Total Defense	73	394.2
Scoring Defense	62	26.00
Net Punting	33	36.9
Punt Returns	115	3.1
Kickoff Returns	26	20.2
Turnover Margin	79	-.36
Pass Defense	97	254.6

### INDIVIDUAL

Category	Player	Rank	Actual
Rushing	Hicks	25	104.0
	Lee	72	71.8
Passing Eff.	Counts	3	166.63
Total Offense	Counts	42	224.64
Receptions/Game	Newson	26	5.91
Rec. Yds./Game	Newson	50	72.4
Interceptions	Bradley	34	.36
Kickoff Returns	Wright	27	24.88
Field Goals	Kelly	96	.55
Scoring	Hicks	2	13.45
All-Purpose	Hicks	31	124.91
	Lee	80	105.18

# Blue Raiders on TV



## 1982

vs Akron (L, 19-16) ABC Regional

## 1984

at Indiana St. (W, 42-41) NCAA Productions

## 1989

at Georgia So. (L, 26-0) ESPN National

## 1990

at Boise St. (L, 20-13) WSMV 4

## 1991

at Florida St. (L, 39-10) Sunshine Network

## 1993

at Hawaii (L, 35-14) Sports South (reg.)

## 1997

vs Tenn. St. (L, 25-16) WNAB 58

at Chattanooga (L, 33-24) Sports South  
vs Jack. State (W, 27-16) WNAB 58  
vs SE Missouri (W, 55-6) WSMV 4  
at E. Kentucky (L, 35-20) WNAB 58

## 1999

vs Troy State (L, 48-31) CSSE

## 2000

at Florida (L, 55-0) Sunshine Network  
at UAB (L, 14-9) WSMV 4  
at Miss. State (L, 61-35) CSS  
vs South Florida (W, 45-9) Fox Sports Net (FL)

## 2001

vs Troy State (W, 54-17) CSS  
at LSU (L, 30-14) WSMV 4  
vs UConn (W, 38-14) WSMV 4

# Media Guide Index



Academic Center & Support .....	20
All-Americans .....	11 & 166
Administration .....	96
Athletics Director .....	95
Blue Raider Athletic Association .....	102
Coaching Records, all-time .....	161
Coaching Roster, all-time .....	162
Coaching Staff .....	77
Community Relations .....	23
Depth Chart, 2002 .....	46
Hall of Fame .....	159
History .....	150-153
Homecoming Games .....	160
Honor Roll, all-time .....	166-168
Lettermen, all-time .....	163-165
Maps, campus .....	31
Media Relations Information .....	28-30
Media Relations Staff .....	28
Murfreesboro .....	22
Notebook, 2002 .....	50
Opponents, 2002 .....	103
Alabama .....	104
Tennessee .....	105
Kentucky .....	106
SEMO .....	107
Arkansas State .....	108
Vanderbilt .....	109
Louisiana-Lafayette .....	110
Idaho .....	111
New Mexico State .....	112
Louisiana-Monroe .....	113
North Texas .....	114
Utah State .....	115
Opponent MRD Contacts .....	33

Opponent Series Records .....	116
Player Biographies, returning players .....	53-72
Player Biographies, new players .....	74
Player Breakdown by State, Class .....	52
Players to Watch .....	49
President .....	94
Preview, 2002 .....	38-45
Pros, Blue Raiders in NFL .....	10
Radio Network .....	34
Records .....	169
All-Purpose Yards .....	183
Defense .....	185
Kickoff Returns .....	182
Last Time Statistics .....	191
Passing .....	173
Punting .....	184
Punt Returns .....	181
Receiving .....	177
Rushing .....	170
Scoring .....	179
Team Records .....	188
Team Statistics, annual .....	194
Total Offense .....	176
Results, year-by-year .....	154
Retired Jersey .....	160
Review, 2001 season .....	120
Roster Information .....	47-48
Stadium, Floyd .....	5
Staff Directory .....	101
Strength & Conditioning .....	6-7
Sun Belt Conference .....	139
Support Staff .....	91
Television Show .....	35
University .....	16-17



## BLUE RAIDERS

### 2002 Middle Tennessee Football Media Guide Credits

The 2002 Middle Tennessee Football Media Guide is a publication of the Athletic Media Relations Office with the intent to serve all media and followers of Blue Raider football. Additional copies may be purchased for \$12. Mail orders should include \$3 for postage and handling.

This year's guide was written, designed, and edited by Mark Owens, assistant athletic director/media relations. A special thanks also goes out to Bradley Lambert and JoJo Freeman for their services and MTSU Publications and Graphics for their assistance in proofreading.

Cover designs were done by David Lowery of DGL Graphics.

Photography provided by Bill Thorup, J. Intintolli, MTSU Photographic Services (Jack Ross), MT Media Relations, and Betsy Johns.

The 2002 Blue Raider guide was printed by Ambrose Printing in Nashville.

The Middle Tennessee Athletic Media Relations staff extends its thanks to all SBC and opponent media relations offices, the SBC Office, the NFL, and all members of past media relations staffs that have assisted in compiling information that is an integral part of this guide. Questions, comments, or corrections should be directed in writing to Mark Owens (mrowens@mtsu.edu).

SP018-0402

Tennessee Board of Regents

Middle Tennessee State University is an equal opportunity, non-racially identifiable, educational institution that does not discriminate against individuals with disabilities.


### Mission Statement

The Middle Tennessee athletic program is committed to quality athletics that bring the campus community together and promote a sense of pride and tradition in academic and athletic excellence. These programs bring the university regional and national recognition and provide a link between the university, its alumni, and the community at large. They give student, faculty, and alumni opportunities for innovative public service activities that better the community. And athletics use, athletic, financial, and physical resources to maintain and develop sports programs to accomplish the mission of the university.


LUCAS FROST



GLEN ELARBEE



KEVIN PASCOE



MICHAEL WOODS





Jonathan Barry



Kareem Bland



Tyrone Calico



David Coy



Curtis Daniely



Sheldon Durham



Glen Elarbee



Lucas Frost



Chris Gatlin



Avery Hatten



Dwone Hicks



Chris Johnson



P.J. Johnson



Reggie Jones



Louis Kemp



John Madrick



Rondell Newson



Kevin Pascoe



Reggie Polk



Jonathan Proby



Samuel Smith




David Youell



Kai Zeigler

2002 SENIORS

CURTIS DANIELY



2002 SCHEDULE

- Aug 31 at Alabama ( Birmingham)
- Sep 7 at Tennessee
- Sep 21 at Kentucky
- Sep 28 SOUTHEAST MISSOURI**
- Oct 5 at Arkansas State\*
- Oct 12 at Vanderbilt
- Oct 19 LOUISIANA-LAFAYETTE\***
- Oct 26 at Idaho\*
- Nov 2 at New Mexico State\*
- Nov 16 LOUISIANA-MONROE\***
- Nov 23 NORTH TEXAS\***
- Nov 30 UTAH STATE**

\* denotes Sun Belt Conference games  
Home games in **BOLD CAPS**

SHELDON DURHAM

