



MIDDLE TENNESSEE

BLUE RAIDER BASKETBALL

GAME 14

2016-17 SCHEDULE

Overall: 10-3 ♦ C-USA: 0-0
H: 4-2 ♦ A: 3-1 ♦ N: 3-0

NOVEMBER

3	North Alabama (Exh.)	W, 96-65
11	Milligan	W, 102-64
15	Murray State (Campus Insiders)	W, 87-81
19	Tennessee State	L, 63-74
22	Toledo	W, 80-70
25	vs. UNC Wilmington!	W, 68-63
26	vs. Toledo!	W, 73-70 (OT)
27	vs. Evansville!	W, 66-55
30	at Ole Miss (SEC Network +)	W, 77-62

DECEMBER

3	at South Alabama	W, 67-55
8	Vanderbilt (CBSSN)	W, 71-48
14	at Belmont (ASN)	W, 79-66
17	at VCU (ASN)	L, 77-80
21	Georgia State	L, 56-64

JANUARY

1	UAB (Campus Insiders)*	5 PM
5	at Rice (beIN)*	7 PM
7	at North Texas*	2 PM
12	Marshall (beIN)*	7 PM
14	WKU (ASN)*	5 PM
19	at FIU*	6 PM
21	at Florida Atlantic*	6 PM
26	Southern Miss (ESPN3)*	6:30 PM
28	LA Tech (ESPN3)*	5 PM

FEBRUARY

2	at UTSA*	7 PM
4	at UTEP (ASN)*	7 PM
9	Old Dominion (beIN)*	7 PM
11	Charlotte (Campus Insiders)*	5 PM
16	at WKU (CBSSN)*	8 PM
18	at Marshall (ASN)*	5 PM
26	at UAB (CBSSN)*	NOON

MARCH

2	FIU (ESPN3)*	6:30 PM
4	Florida Atlantic (ESPN3)*	5 PM
8-11	at Conference USA Tournament^	

All times Central and subject to change
! - Challenge in Music City (Nashville, Tenn.)
* - Conference USA game
^ - Legacy Arena (Birmingham, Ala.)

ATHLETIC COMMUNICATIONS

Eric Beovich, Primary Contact
615.904.8115 (O) ♦ 850.723.8134 (C)
Beovich@GoBlueRaiders.com ♦ @EricB424

Zach Rhodes, Secondary Contact
615.904.2378 (O) ♦ 919.247.7585 (C)
Rhodes@GoBlueRaiders.com

THE MATCHUP

(RV) MIDDLE TENNESSEE BLUE RAIDERS (10-3)

Head Coach: Kermit Davis (Mississippi State '82)
Record at MT: 286-178 (15th Season)
Overall Record: 423-253 (22nd Season)

UAB BLAZERS (7-6)

Head Coach: Rob Ehsan (UC Davis '05)
Record at UAB: 7-6 (1st Season)
Overall Record: Same

STATISTICAL LEADERS

Points: Williams (18.0)
Rebounds: Williams (7.1)
Assists: Upshaw (3.4)



VS



STATISTICAL LEADERS

Points: Cokley (12.4)
Rebounds: Lee (6.1)
Assists: Lavender (5.1)

MEDIA INFORMATION






Date: Sunday, January 1, 2017
Time: 5:00 PM CT
Location: Murfreesboro, Tenn.
Arena: Murphy Center (11,520)
Series Record: UAB leads 10-3

Stream: CampusInsiders.com
Talent: Brett Dolan (PxP), Tim Scarborough (analyst)
Radio: Blue Raider Network (Game/WGNS/WMOT)
Talent: Chip Walters (PxP), Kyle Turnham (analyst)
Twitter: @MT_MBB, #BlueRaiders

BLUE RAIDER BREAKDOWN

- ♦ The Blue Raiders received three votes worth seven points in the week six (Dec. 12) AP poll, marking the first time they have been represented in the poll since March 4, 2013
- ♦ Middle Tennessee swept the Challenge in Music City where senior F **JaCorey Williams** was named Tournament MVP after averaging 24.0 points and 7.3 rebounds per game while junior G **Giddy Potts** joined him on the all-tournament team with his 17.7 points, 5.7 boards and 4.0 assists per outing
- ♦ MT is 9-5 in conference openers under Head Coach **Kermit Davis** and 8-2 in conference openers that occurred in the Murphy Center, but just 1-2 in conference openers since joining Conference USA
- ♦ Senior F **JaCorey Williams** is currently 14th in the nation in field goals made (101)
- ♦ Through 13 games **JaCorey Williams** (18.0 ppg), **Giddy Potts** (16.6 ppg) and **Reggie Upshaw** (13.9 ppg) all stand in the Top 15 in Conference USA in scoring
- ♦ Among active D-I players, **Giddy Potts** is ninth in the nation in career 3-point percentage (.443) while **Reggie Upshaw** is 15th in career rebounds (749)
- ♦ With double-doubles against Vanderbilt (13 points, 10 rebounds), at Belmont (18 points, 11 rebounds) and at VCU (17 points, 14 rebounds), **Williams** became the first Blue Raider since Aylton Tesch in January 1996 to record three consecutive double-double outings
- ♦ MT has protected the ball at an exceptional rate in 2016-17, currently standing seventh in the nation in turnovers per game (10.2), 21st in turnover margin (+4.3) and 16th in assist-to-turnover ratio (1.48)
- ♦ Georgia State was the first team in 2016-17 to hold MT under 40 percent from the field and also held leading scorer JaCorey Williams under 10 points for the first time this season
- ♦ Middle debuted in the first NCAA RPI of the season at eighth in the country and enter the Georgia State game with the 21st-rated RPI rating in Division I basketball

PROJECTED BLUE RAIDER STARTING FIVE

Tyrik Dixon  3.6 PPG 1.7 RPG 1.8 APG 0.9 SPG 31.4 FG% #0 FR G 6-1 183	Ed Simpson  5.4 PPG 2.3 RPG 2.7 APG 42.6 FG% 43.6 3FG% #11 JR G 6-2 195	Giddy Potts  16.6 PPG 5.6 RPG 2.5 APG 51.7 FG% 41.9 3FG% #20 JR G 6-2 217
JaCorey Williams  18.0 PPG 7.1 RPG 1.9 APG 0.9 SPG 55.8 FG% #22 SR F 6-8 220	Reggie Upshaw  13.9 PPG 6.5 RPG 3.4 APG 1.5 SPG 53.5 FG% #30 SR F 6-8 228	



/MTSUMBB



@MT_MBB



@MT_MBB



@MT_ATHLETICS

QUICK FACTS

Location: Murfreesboro, Tenn.
Founded: 1911
Enrollment: 22,050
President: Dr. Sidney McPhee
Director of Athletics: Chris Massaro
Nickname: Blue Raiders
Colors: Royal Blue & White
Affiliation: Division I
Conference: C-USA
Arena: Murphy Center
Capacity: 11,520
Head Coach: Kermit Davis
Alma Mater: Mississippi State, 1982
Record at MT (years): 286-178/.616 (15th)
Career Record - Div. I (years): 357-228/.610 (19th)
Career Record - All levels (years): 423-253/.626 (22nd)
Assistant Coach: Win Case (Univ. of Science & Arts/Oklahoma, 1986)
Assistant Coach: Greg Gensing (Southwest Texas State, 1979)
Assistant Coach: Ronnie Hamilton (Duke, 2002)
Director of Operations: Jarrod Lazarus (FSU, 2009)
Athletic Trainer: Reese Shivers (Southern Miss, 2015)
Strength Coach: Zach Willis (Middle Tennessee, 2012)
2015-16 Overall Record: 25-10
C-USA Record/Finish: 13-5/second
C-USA Tournament: No. 2 seed
Quarterfinal: (7) Charlotte 61, (2) MT 79
Semifinal: (3) Marshall 90, (2) MT 99
Championship: (5) Old Dominion 53, (2) MT 55
Starters Returning/Lost: 2/3
Letterwinners Returning/Lost: 7/5
Newcomers: 5
Season of basketball: 94th
First season: 1913-14
All-time record: 1,186-1,034
NCAA Appearances: 8/3-8 - 1975, 77, 82, 85, 87, 89, 2013, 16
NIT Appearances: 3/4-3 - 1986, 88, 2012
CIT Appearance: 2/0-2 - 2010, 2015

ALPHABETICAL ROSTER

No.	Name	Cl.
24	Quavius Copeland	Jr.
0	Tyrik Dixon	Fr.
45	Aldonis Foote	Sr.
25	Karl Gamble	So.
4	Xavier Habersham	R-Sr.
2	Antwain Johnson	So.
14	Chase Miller	R-Fr.
20	Giddy Potts	Jr.
11	Ed Simpson	Jr.
31	Stephen Strachan	R-Jr.
35	Davion Thomas	Fr.
30	Reggie Upshaw	Sr.
1	Brandon Walters	R-Jr.
22	JaCorey Williams	R-Sr.

TENNESSEE'S FINEST >

♦ Of the 12 NCAA Division I teams in the state of Tennessee, Middle Tennessee has had more success than any other since 2011-12 with 133 total wins in the last five-plus seasons

1. Middle Tennessee - 133
2. Memphis - 128
3. Belmont - 127
4. Vanderbilt - 103
- t5. Chattanooga - 102
- t5. Tennessee - 102
7. ETSU - 96
8. Tennessee Tech - 83
9. Tennessee State - 77
10. Lipscomb - 73
11. UT Martin - 71
12. Austin Peay - 60

**through 12/30/16*

MURPHY MADNESS >

♦ Middle Tennessee has been one of the best home teams in the country in recent years, holding a 71-13 record in the Murphy Center since 2011-12, which includes a perfect 16-0 record in 2012-13

- | | |
|----------|------|
| 2011-12: | 15-2 |
| 2012-13: | 16-0 |
| 2013-14: | 14-2 |
| 2014-15: | 12-4 |
| 2015-16: | 10-3 |
| 2016-17: | 4-2 |

KEEPING PACE >

♦ MT has 77 total wins since joining Conference USA in 2013-14, trailing only LA Tech among current C-USA members

1. LA Tech - 87
- t2. Middle Tennessee - 77
- t2. Old Dominion - 77
4. UAB - 71
5. UTEP - 66

**through 12/30/16*

TOP-RANKED DEFENSE >

♦ Middle had one of the top two scoring defenses in Conference USA in each of its first three seasons in the league, holding opponents to 68.9 points per game in 2015-16, 62.4 in 2014-15 and 62.6 in 2013-14

♦ With that strong of a defense, the Blue Raiders have been nearly unstoppable when scoring 70 points, boasting a 46-5 record (.902) since 2013-14 when topping the 70-point mark

♦ Defense has long been a staple for Head Coach **Kermit Davis** as he is 173-32 (.844) at the helm of the Blue Raider basketball program when his teams top 70 points

GOING STREAKING >

♦ Middle Tennessee has made a 3-pointer in 681 consecutive games, a streak that spans over 19 seasons, with the last time it failed to convert a trey coming on Jan. 14, 1995 against Murray State

THREES FOR DAYS >

♦ Since 2011-12, MT's 3-point attempts have risen every year up to a school record 716 attempts in 2015-16

♦ With sharpshooter **Giddy Potts** back in the fold alongside capable 3-point shooters in **Reggie Upshaw**, **Ed Simpson** and **Xavier Habersham**, the Raiders could be primed to challenge the school record once again

- | | |
|----------|-----|
| 2011-12: | 445 |
| 2012-13: | 480 |
| 2013-14: | 520 |
| 2014-15: | 675 |
| 2015-16: | 716 |
| 2016-17: | 220 |

NUMERICAL ROSTER

No.	Name	Pos.	Ht.	Cl.	Hometown/Previous School
0	Tyrik Dixon	G	6-1	Fr.	Bentonville, Ark. / Southwest Christian Academy
1	Brandon Walters	F	6-10	R-Jr.	Chattanooga, Tenn. / Walters State CC
2	Antwain Johnson	G	6-2	So.	Malone, Fla. / Chipola College
4	Xavier Habersham	G	6-6	R-Sr.	Dublin, Ga. / Hill College
11	Ed Simpson	G	6-2	Jr.	Ocean Springs, Miss. / St. Martin HS
14	Chase Miller	G	6-0	R-Fr.	Dallas, Texas / Shelton HS
20	Giddy Potts	G	6-2	Jr.	Athens, Ala. / Athens HS
22	JaCorey Williams	F	6-8	R-Sr.	Birmingham, Ala. / Arkansas
24	Quavius Copeland	G	6-1	Jr.	Greenville, S.C. / Gulf Coast State
25	Karl Gamble	F	6-9	So.	Columbia, S.C. / A.C. Flora HS
30	Reggie Upshaw	F	6-8	Sr.	Chattanooga, Tenn. / Baylor School
31	Stephen Strachan	G	6-2	R-Jr.	Nassau, Bahamas / Moberly Area CC
35	Davion Thomas	F	6-9	Fr.	Columbus, Ga. / Northside HS
45	Aldonis Foote	G/F	6-5	Sr.	Peoria, Ill. / Trinity Valley CC

CONFERENCE USA STANDINGS

Team	Overall	Pct.	Home	Away	Neutral	C-USA	Pct.	Home	Away
Middle Tennessee	10-3	.769	4-2	3-1	3-0	0-0	.000	0-0	0-0
Rice	10-3	.769	7-1	3-2	0-0	0-0	.000	0-0	0-0
LA Tech	8-5	.615	7-1	0-4	1-0	0-0	.000	0-0	0-0
Old Dominion	7-5	.583	4-2	2-1	1-2	0-0	.000	0-0	0-0
Charlotte	6-5	.545	5-1	1-3	0-1	0-0	.000	0-0	0-0
Marshall	7-6	.538	7-0	0-6	0-0	0-0	.000	0-0	0-0
UAB	7-6	.538	5-2	1-2	1-2	0-0	.000	0-0	0-0
North Texas	6-6	.500	6-3	0-3	0-0	0-0	.000	0-0	0-0
WKU	6-7	.462	5-0	1-6	0-1	0-0	.000	0-0	0-0
UTSA	5-8	.385	5-0	0-8	0-0	0-0	.000	0-0	0-0
Florida Atlantic	4-7	.364	3-2	1-3	0-2	0-0	.000	0-0	0-0
FIU	4-9	.308	4-2	0-5	0-2	0-0	.000	0-0	0-0
Southern Miss	3-9	.250	3-2	0-4	0-3	0-0	.000	0-0	0-0
UTEP	2-10	.167	1-6	0-2	1-2	0-0	.000	0-0	0-0

*through 12/30/16

AROUND CONFERENCE USA

RECENT SCORES >

December 28 (Wednesday)
 UAB 98, Miles College 66
 Florida Gulf Coast 75, Florida Atlantic 62
 Pittsburgh 112, Marshall 106
 WKU 97, Austin Peay 92
 December 29 (Thursday)
 William & Mary 85, Old Dominion 54
 UTSA 79, East Central 75
 December 30 (Friday)
 New Mexico State 79, UTEP 70
 December 31 (Saturday)
 North Texas at Charlotte, 11:00 AM
 WKU at Florida Atlantic, 12:00 PM
 Rice at Old Dominion, 12:00 PM
 Marshall at FIU, 12:00 PM

TODAY'S GAMES >

January 1 (Sunday)
 LA Tech at Southern Miss, 2:00 PM
 UTEP at UTSA, 3:00 PM
 UAB at (RV) Middle Tennessee, 5:00 PM

UPCOMING GAMES >

January 2 (Monday)
 North Texas at Old Dominion, 4:00 PM
 Rice at Charlotte, 6:00 PM
 WKU at FIU, 6:00 PM
 Marshall at Florida Atlantic, 6:00 PM
 January 5 (Thursday)
 Old Dominion at Marshall, 6:00 PM
 UTEP at LA Tech, 6:30 PM
 Charlotte at WKU, 7:00 PM
 (RV) Middle Tennessee at Rice, 7:00 PM
 UTSA at Southern Miss, 7:00 PM
 UAB at North Texas, 7:00 PM

BY THE NUMBERS

Overall record	10-3
At home	4-2
On road	3-1
Neutral site	3-0
vs. Ranked Teams	0-0
Blue Uniforms	3-1
Grey Uniforms	4-0
White Uniforms	3-2
vs. Conference USA	0-0
vs. Conference USA Home	0-0
vs. Conference USA Away	0-0
vs. Non-Conference	10-3
vs. Atlantic 10	0-1
vs. Colonial Athletic Association	1-0
vs. Mid-American	2-0
vs. Missouri Valley	1-0
vs. Ohio Valley	2-1
vs. Southeastern	2-0
vs. Sun Belt	1-1
vs. NAIA	1-0
When leading at halftime	8-1
When tied at halftime	1-0
When trailing at halftime	1-2
Leading with 5:00 left (regulation)	9-0
Trailing with 5:00 left (regulation)	1-3
Tied with 5:00 left (regulation)	0-0
In overtime games	1-0
When MT wins the tip-off	6-2
When opponent wins the tip-off	4-1
When MT scores first	8-1
When opponent scores first	2-2
In games decided by 3 points or less	1-1
In games decided by 4-10 points	3-1
When MT shoots 50% or better	4-0
When MT shoots 40-49%	7-1
When MT shoots 30-39%	0-1
When MT shoots less than 30%	0-0
When scoring 90 or more points	1-0
When scoring 80-89 points	2-0
When scoring 70-79 points	4-1
When scoring 60-69 points	3-1
When scoring 50-59 points	0-1
When scoring less than 50 points	0-0
When MT outrebounds opponents	6-1
When MT is outrebounded	4-2
When rebounds are even	0-0
On Monday	0-0
On Tuesday	2-0
On Wednesday	2-1
On Thursday	1-0
On Friday	2-0
On Saturday	2-2
On Sunday	1-0
In November	7-1
In December	3-2
In January	0-0
In February	0-0
In March	0-0

PRESEASON PICKS

C-USA PRESEASON POLL >

1. UAB (10)
2. Middle Tennessee (4)
3. WKU
4. Marshall
5. Old Dominion
6. UTEP
7. LA Tech
8. Charlotte
9. Rice
10. North Texas
11. FIU
12. Florida Atlantic
13. Southern Miss
14. UTSA

PRESEASON ALL-C-USA TEAM >

Name	Class	Pos.	School
Erik McCree	Sr.	F	LA Tech
Jon Elmore	Jr.	G	Marshall
Ryan Taylor	Sr.	F	Marshall
Giddy Potts	Jr.	G	Middle Tennessee
Reggie Upshaw	Sr.	F	Middle Tennessee
Jeremy Combs	Jr.	F	North Texas
Marcus Evans	So.	G	Rice
Chris Cokley	Jr.	F	UAB
William Lee	Jr.	F	UAB
Justin Johnson	Jr.	F	WKU

THE BLAZERS

- ♦ The Blazers returned four starters and 10 letterwinners from their 2015-16 squad that won the regular season title, but lost starting point guard **Nick Norton** in the season opener
- ♦ Sophomore G **Deion Lavender**, who began the season as the backup point guard, is averaging 5.5 points, 3.6 rebounds and a team-high 5.1 assists, good for sixth in the league
- ♦ Junior F **William Lee** leads C-USA and stands 11th in the nation in blocks per game (2.9) and junior F **Chris Cokley** is 16th nationally in field goal percentage (.619)
- ♦ UAB leads the league in field goal percentage (.770) and blocked shots per game (5.7)

NUMBERS GAME

TEAM STATS >

Middle Tennessee		UAB
74.3	PPG	73.7
65.5	Opp. PPG	71.1
.483	FG %	.465
.425	Opp. FG %	.417
.373	3FG %	.336
.322	Opp. 3FG %	.371
.638	FT %	.770
34.5	RPG	38.1
15.1	APG	16.1
10.2	TOPG	15.2
2.8	BPG	5.7
7.5	SPG	5.2

INDIVIDUAL LEADERS >

Middle Tennessee		UAB
Williams (18.0)	Scoring	Cokley (12.4)
Habersham (.636)	FG %	Cokley (.619)
Habersham (.632)	3FG %	Lee (.381)
Potts (.767)	FT %	Williams (.889)
Williams (7.1)	Rebounding	Lee (6.1)
Upshaw (3.4)	Assists	Lavender (5.1)
Upshaw (1.0)	Blocks	Lee (2.9)
Potts (1.8)	Steals	Lee (1.1)

SERIES HISTORY

- ♦ The Blue Raiders and Blazers will be meeting for the 14th time with UAB holding a 10-3 advantage
- ♦ UAB swept the home-and-home last season and have won five in a row over the course of the last two seasons
- ♦ Prior to the five-game UAB run, Middle swept UAB in their first season in C-USA
- ♦ 11 of the 13 meetings between the two programs have come under the watch of Head Coach **Kermit Davis**, who is 3-8 against the Blazers
- ♦ In seven career games against UAB, senior F Reggie Upshaw is shooting 44.2 percent from the field and 40 percent from three while averaging 9.4 points, 5.1 boards and two assists per game

LAST TIME OUT

MIDDLE TENNESSEE 56, GEORGIA STATE 64 >

- ♦ Middle Tennessee played host to Georgia State Wednesday, Dec. 21, falling to the Panthers 64-56 in the Raiders' last nonconference game of the season
- ♦ Despite coming into the game with the nation's 28th best field goal percentage (49.2 percent) and the fifth best turnovers per contest rate (9.9), it was the Blue Raider offense that struggled
- ♦ The Panthers' tough defense, which allows opponents to shoot just 39.8 percent from the field and score 67.9 points per game, gave MT problems all night
- ♦ The Raiders shot just 35 percent (18-51), their lowest output of the season, and turned the ball over 13 times
- ♦ Georgia State (7-4) started the game hot, jumping to a 15-3 lead, but Middle Tennessee (10-3) came storming back with a 19-4 run to take a 22-19 lead with 7:30 left before halftime
- ♦ After starting the game 5-of-7 from the field, the Panthers hit just one of their next 11 shots
- ♦ Sophomore G **Antwain Johnson** had seven points off the bench for MT in the run, including a monster alley-oop slam
- ♦ The Blue Raider lead didn't last long, as the Panthers closed out the first half on a 14-3 run behind four 3-pointers to take a 33-25 lead at the break
- ♦ The Blue Raiders hit just nine of their 29 shots (31 percent) after halftime and never could get the GSU lead under six points
- ♦ Junior G **Giddy Potts**, the team's leading scorer with 19 points on 8-of-20 shooting, led the way with six steals

UAB 98, MILES COLLEGE 66 >

- ♦ The Blazers found a way to take some much needed momentum into Conference USA play with a 98-66 triumph over Miles College on a Wednesday
- ♦ Four players scored in double figures, with **Chris Cokley** leading the way with 21 points, and all nine Blazers who played score at least three points
- ♦ The Blazers dished out a season-best 29 assists on 36 made baskets while point guard **Deion Lavender** had 11 of the assists and only turned the ball over once
- ♦ Lavender said one of the reason for the high number of assists was that the Blazers hit 57.1 percent from the field overall and 55 percent from outside the 3-point line
- ♦ **William Lee** and **Dirk Williams** each had a pair of 3-pointers in the first eight minutes and the Blazers made five of their first six 3-point attempts overall
- ♦ The 3-pointers from **Lee** and **Williams** were part of an 18-0 run that turned a 6-3 deficit into a 21-6 UAB lead with 11:58 left in the half
- ♦ UAB came out a bit sluggish after halftime, allowing a 9-2 Miles run, before **Cokley** took over on offense with 17 second half points
- ♦ **Cokley** and **Lee** were joined in double figures by **Dirk Williams** (17 points) and **Javien Williams** (14 points)
- ♦ **Hakeem Baxter** had just three points but he had a very productive game with seven assists, seven rebounds and no turnovers

13 MEETINGS

DATE	OPPONENT	RESULT	LOCATION
2/21/16	UAB	L, 67-77	Murfreesboro, Tenn.
1/3/16	at UAB	L, 67-78	Birmingham, Ala.
3/14/15	vs. UAB	L, 60-73	Birmingham, Ala.
2/28/15	at UAB	L, 95-100 (3OT)	Birmingham, Ala.
1/4/15	UAB	L, 49-54	Murfreesboro, Tenn.
3/6/14	at UAB	W, 55-53	Birmingham, Ala.
1/11/14	UAB	W, 89-84 (OT)	Murfreesboro, Tenn.
12/5/12	UAB	W, 84-64	Murfreesboro, Tenn.
12/7/11	at UAB	L, 56-66	Birmingham, Ala.
11/17/10	UAB	L, 71-76	Murfreesboro, Tenn.
12/2/10	at UAB	L, 64-65	Birmingham, Ala.
12/22/98	vs. UAB	L, 60-85	San Juan, Puerto Rico
12/30/86	UAB	L, 91-93 (OT)	Murfreesboro, Tenn.

CHASING "BOOGIE" >

♦ Senior forward **Reggie Upshaw** became the 32nd member of Middle Tennessee's 1,000-point club in the first half of last season's C-USA semifinal match-up against Marshall.

With 181 points this season, Upshaw now has 1,229 career points, the 16th highest total in program history. If he matches his season total from 2015-16 of 480 points, he will tie Tommy Gunn for fourth all-time at 1,528.

Upshaw needs 387 more points to move into third, 393 to move into second and 546 to surpass all-time leading scorer Desmond "Boogie" Yates (1,775).

1.	Desmond Yates	1,775
2.	Robert Taylor	1,622
3.	Kerry Hammonds	1,616
4.	Tommy Gunn	1,528
5.	Willie Brown	1,524
6.	Randy Henry	1,484
7.	Ken Trickey	1,456
t8.	Tim Sisneros	1,426
t8.	Chris Rainey	1,426
10.	Greg Joyner	1,424

1,000-POINT CLUB >

♦ Junior guard **Giddy Potts** logged 655 points through the first two seasons of his career, putting him well on his way to joining the 1,000-point club.

With 216 points in 2016-17, Potts now has 871 for his career. If he can match his 2015-16 total of 418, he will easily make the 1,000-point mark by the end of his junior campaign.

NOTHING BUT THE BOTTOM OF THE NET >

♦ Senior forward **Reggie Upshaw** has tallied 468 field goals in his Blue Raider career, putting him in striking distance of the Middle Tennessee Top 10 list.

Upshaw needs only 45 more to match Jerry Beck (513) for 10th place while matching his 2015-16 total of 185 would put him in a tie for sixth alongside Tim Sisneros (584).

1.	Desmond Yates	714
2.	Randy Henry	641
3.	Kerry Hammonds	631
4.	Willie Brown	619
5.	Greg Joyner	593
6.	Tim Sisneros	584
7.	Sleepy Taylor	533
8.	Ken Trickey	521
9.	Robert Taylor	515
10.	Jerry Beck	513

RACKING UP THE REBOUNDS >

♦ Senior forward **Reggie Upshaw** currently stands sixth in the Middle Tennessee record books for career rebounds with 749.

He needs 33 more to catch Jerry Beck (782) at fifth place all-time. Matching his junior season total of 298 would put him in second place with 963.

1.	Warren Kidd	1,048
2.	Kerry Hammonds	955
3.	Ken Riley	924
4.	Tim Sisneros	846
5.	Jerry Beck	782
6.	Reggie Upshaw	745
7.	Bennett Jent	745
8.	Render Carden	728
9.	Dwayne Rainey	723
10.	Chris Harris	707

FROM DOWNTOWN >

♦ Junior guard **Giddy Potts** made the career Top 10 list for 3-pointers made before reaching the end of his sophomore season. He has now made 156 triples in his career, good for sixth all-time and just 66 shy of the all-time record of 222 set by Robert Taylor.

1.	Robert Taylor	222
2.	Kevin Kanaskie	207
3.	Tommy Gunn	185
4.	Chris Rainey	180
5.	Freddie Martinez	172
6.	Giddy Potts	156
t7.	James Washington	137
t7.	Raymond Cintron	137
9.	Kerry Hammonds II	135
10.	JaQawn Raymond	119

♦ Potts is also now in the career Top 10 for 3-pointers attempted. He has taken 352 long range attempts in his career, just one shy of seventh place all-time.

1.	Robert Taylor	619
2.	Kevin Kanaskie	592
3.	Tommy Gunn	469
4.	Freddie Martinez	451
5.	Chris Rainey	382
6.	Kerry Hammonds II	365
7.	James Washington	353
8.	Giddy Potts	352
9.	JaQawn Raymond	324
t10.	Fats Cuyler	317
t10.	Richard Duncan	317
t10.	Raymond Cintron	317

♦ The sweet-shooting junior currently ranks second in school history for career 3-point percentage (.443) after his record-setting sophomore season in which he shot 50.6% from deep. All-time leader Chris Rainey shot 47.1% from deep for his career.

1.	Chris Rainey	0.471
2.	Giddy Potts	0.443
3.	Jonathan Whitworth	0.438
4.	Raymond Cintron	0.435
5.	Adam Vogelsberg	0.417
6.	Nod Carter	0.412
7.	Kelvin Hammonds	0.403
t8.	Tommy Gunn	0.394
t8.	Torrey Moore	0.394
t10.	James Washington	0.388
t10.	Darnell Harris	0.388

BASKETBALL BANDIT >

♦ Senior forward **Reggie Upshaw** moved into the Top 10 all-time in career steals during his junior season against LA Tech. He currently stands seventh all-time with 130 career steals and would move into second all-time with 162 if he matches his 2015-16 total of 51.

1.	Richard Duncan	190
2.	Tommy Gunn	156
3.	Tim Gaither	145
4.	Gerald Harris	139
5.	James Johnson	136
6.	Duane Washington	134
7.	Reggie Upshaw	130
8.	Kevin Kanaskie	127
9.	Roni Bailey	112
10.	Tweety Knight	108

BLUE RAIDERS IN C-USA

Category	Stats	Rank
Scoring Offense	74.3	5th
Scoring Defense	65.5	3rd
FG %	48.3 %	3rd
FG % Defense	42.5 %	6th
3FG %	37.3 %	3rd
3FG % Defense	32.2 %	3rd
FT%	63.8 %	13th
Rebounds	34.5	11th
Rebound Margin	+2.4	7th
Assists	15.1	6th
Blocks	2.8	11th
Steals	7.5	2nd
Turnover Margin	+4.3	1st
Assist/Turnover Ratio	1.5	1st

*through 12/30/16

CHARTING THE BLUE RAIDERS

DUNKS >

Reggie Upshaw (15)
JaCorey Williams (12)
Giddy Potts (5)
Antwain Johnson (2)
Karl Gamble (1)
Xavier Habersham (1)

CHARGES DRAWN >

Giddy Potts (3)
Xavier Habersham (2)
Ed Simpson (2)
Aldonis Foote (1)

FIRST SCORER >

JaCorey Williams (5)
Giddy Potts (3)
Reggie Upshaw (2)
Tyrik Dixon (1)
Karl Gamble (1)
Xavier Habersham (1)

HOW FIRST POINTS WERE SCORED >

Layup (7)
Jumper (4)
3-pointer (2)
Dunk (0)
Free Throw (0)

FIRST SUB >

Xavier Habersham (7)
Antwain Johnson (5)
Aldonis Foote (3)
Karl Gamble (3)
Qua Copeland (2)
Brandon Walters (2)

BLOCK PARTY >

♦ Senior forward **Reggie Upshaw** stands in the Top 5 at Middle Tennessee for career blocks as he currently has 92 career rejections placing him in fourth all-time, however, Shawn Jones' third place total of 158 may be well out of reach.

1.	Warren Kidd.....	185
2.	Lee Nosse.....	166
3.	Shawn Jones.....	158
4.	Reggie Upshaw.....	92
5.	Chris Ingram.....	81
6.	Trevor Ottley.....	79
7.	Theryn Hudson.....	69
8.	Perrin Buford.....	62
9.	Kyle Young.....	59
10.	Tommy Gunn.....	54

DOUBLE-DOUBLE MACHINE >

♦ Senior F **Reggie Upshaw** logged his 16th career double-double in the Blue Raider win at Ole Miss, moving him into the Top 10 all-time at Middle Tennessee.

His next double-double will tie him with Randy Henry and Greg Joyner for eighth all-time at 17.

1.	Warren Kidd.....	53
2.	Jerry Beck.....	38
t3.	Kerry Hammonds.....	33
t3.	Tim Sisneros.....	33
5.	George Sorrell.....	32
6.	Dwayne Rainey.....	21
7.	Aylton Tesch.....	19
t8.	Randy Henry.....	17
t8.	Greg Joyner.....	17
t10.	Ken Riley.....	16
t10.	Reggie Upshaw.....	16

GREAT GAMER >

♦ Senior forward **Reggie Upshaw** entered the career Top 10 list for games played in the Blue Raider record books against Toledo on Nov. 26.

With 117 career games played, Upshaw needs to play in just two more games to tie Kyle Young for sixth all-time with 119 games played.

1.	Shawn Jones.....	128
2.	Kevin Kanaskie.....	124
3.	Desmond Yates.....	122
t4.	Kerry Hammonds.....	121
t4.	Kerry Hammonds II.....	121
6.	Kyle Young.....	119
t7.	Lee Nosse.....	117
t7.	Reggie Upshaw.....	117
9.	Quincy Vance.....	115
10.	Tommy Gunn.....	113

♦ Upshaw entered the career Top 10 list at Middle Tennessee in games started as a Blue Raider with his 83rd career start against Toledo on Nov. 22.

The four-year veteran currently has 92 starts under his belt and will match Tim Tommy Gunn for second all-time at 96 with four more starts.

1.	Kevin Kanaskie.....	105
2.	Tommy Gunn.....	96
t3.	Tim Gaither.....	92
t3.	Reggie Upshaw.....	92
t5.	Quincy Vance.....	90
t5.	Kyle Young.....	90
t7.	Randy Henry.....	89
t7.	Kerry Hammonds.....	89
9.	Richard Duncan.....	87
10.	Lee Nosse.....	84

MINUTE MEN >

♦ Senior forward **Reggie Upshaw** stands in fifth all-time entering the upcoming game in minutes played at 3,237. A healthy season should put Upshaw on pace for second all-time, while he would need to play 841 more minutes to surpass all-time leader Kevin Kanaskie (4,078).

1.	Kevin Kanaskie.....	4,078
2.	Desmond Yates.....	3,517
3.	Kerry Hammonds.....	3,453
4.	Tommy Gunn.....	3,361
5.	Reggie Upshaw.....	3,237
6.	Tim Gaither.....	3,020
7.	Robert Taylor.....	2,941
8.	Lee Nosse.....	2,900
9.	Desmond Yates.....	2,776
10.	Randy Henry.....	2,772

PANTHERS HAULT HOT START >

♦ Middle Tennessee's impressive start came to a screeching halt with a home loss to Georgia State on Dec. 21

♦ The Panthers held MT to 35.3 percent from the field, by far their worst shooting performance of the season

♦ Senior F JaCorey Williams was held to just nine points in the contest, the first single-digit scoring performance of his Blue Raider career

TWO-TWO'S DOUBLE-DOUBLES >

♦ Senior JaCorey Williams recorded double-doubles in three consecutive games against Vanderbilt (13 points, 10 rebounds), at Belmont (18 points, 11 rebounds) and at VCU (17 points, 14 rebounds)

♦ The streak of double-doubles is the first by a Blue Raider in over 20 seasons, as the last to do so was Aylton Tesch in Jan. 1996

♦ Tesch recorded three consecutive double-doubles against Wisconsin-Parkside (10 points, 10 rebounds), against Austin Peay (20 points, 16 rebounds) and at Tennessee Tech (20 points, 12 rebounds)

♦ Williams is averaging 16 points and 11.7 rebounds during the three-game stretch

RAMS SLIP PAST RAIDERS IN RICHMOND >

♦ Middle Tennessee suffered just its second loss of the season, 80-77, in a tightly contested battle at VCU

♦ The Raiders shot 49 percent from the field and 57 percent from three with Giddy Potts going 5-of-7 from downtown, but could not overcome their 12 turnovers with VCU shooting 52.6 percent from the field

♦ A 17-point, 14-rebound outing from JaCorey Williams gave him his third consecutive double-double and propelled him to his second C-USA Player of the Week honor

ROAD RAIDERS WIN AGAIN >

♦ Middle Tennessee notched its sixth win away from the Murphy Center with a 79-66 win at Belmont

♦ The Blue Raiders opened up on a 13-0 run and closed the game on a 10-0 run to finish off the Bruins

♦ Four Raiders finished in double figures while JaCorey Williams' second consecutive double-double made him the first Blue Raider to do so since Shawn Jones against ECU (1/30/14) and ODU (2/1/14)

EARLY VOTING FAVORS RAIDERS >

♦ After defeating Vandy, Middle Tennessee collected seven points in the week six AP poll, boasting a pair of 23rd-place votes and a 25th-place vote

♦ MT last received votes in the AP poll on March 4, 2013, concluding a streak of three straight weeks receiving votes at the end of the regular season

♦ The Blue Raiders also received three votes in the USA Today Coaches Poll, the first time they have been represented in the poll since Feb. 24, 2014

DEFENSE ANCHORED DOWN >

♦ The Blue Raiders held Vanderbilt to a season-low point total in a 71-48 blowout on Dec. 8

♦ With the win, Coach Davis joined Frank Faulkinberry as the only two MT coaches to defeat Vanderbilt twice

♦ Middle has now won three straight and seven of its last 12 games against SEC opponents

HOT START >

♦ The Blue Raiders matched their best start since 2011-12 at 8-1 after winning at South Alabama, 67-55

♦ Middle Tennessee's best start in school history occurred in 1980-81 under head coach Stan Simpson, when the Blue Raiders lost their season opener before reeling off 12 in a row to start 12-1

♦ MT had a pair of 11-1 starts in the 1920s, going 11-1 on the year in 1922-23 and opening 11-1 in 1929-30

SIMPSON NOMINATED FOR GOOD WORKS TEAM >

♦ Junior G **Ed Simpson** represented the Blue Raiders as one of 111 NCAA Division I men's basketball players nominated

♦ Simpson was one of five nominees from Conference USA

♦ The five D-I men's basketball honorees will be announced in February

REMEMBER NOVEMBER >

♦ With seven wins in the opening month of college basketball, the Blue Raiders set a new program record for wins in the month of November

♦ The previous record of six came in the 2011-12 season when MT logged wins against Austin Peay (twice), Loyola Marymount, UCLA, UNC Greensboro and Cumberland in November

WIRE-TO-WIRE WIN IN OXFORD >

♦ The Blue Raiders earned a 77-62 win on the road against SEC foe Ole Miss, leading the Rebels from start to finish on their home floor

♦ **Reggie Upshaw** notched his 16th career double-double in the contest, totaling 15 points, 10 rebounds and a career-high eight assists

♦ **Giddy Potts** added 20 and **JaCorey Williams** had 10 in the contest in which Middle jumped out to a 48-19 lead at halftime

♦ The win gave MT its second consecutive victory against SEC opponents as they defeated Auburn 88-81 last season at Bridgestone Arena

SWEEP IN MUSIC CITY >

♦ The Blue Raiders won the Challenge in Music City championship with a weeked sweep on Thanksgiving weekend

♦ Middle opened the weekend with a 68-63 win against UNC Wilmington behind a 22 point, eight assist and seven rebound performance from all-tournament team selection **Giddy Potts**

♦ MT downed Toledo 73-70 in overtime in game two as **JaCorey Williams** logged a career-high 31 points on the night

♦ Williams had yet another career night as the Raiders beat Evansville 66-55 with 25 points and a career-high 10 rebounds

♦ The Birmingham native and senior forward was named tournament MVP after averaging 24.0 points and 7.3 rebounds in the three-game tournament

MUSIC CITY BOUND >

♦ The Blue Raiders will join UNC Wilmington, Toledo and Evansville in Nashville for Thanksgiving weekend as they compete in the Challenge in Music City

♦ This season's Challenge is the third annual occurrence

with previous champions being Mercer (2015) and Valparaiso (2014)

RAIDERS REBOUND >

- ♦ MT got back on track against Toledo with an 80-70 win in which they never allowed the Rockets to take a lead and were up by as much as 23
- ♦ The Raiders outrebounded Toledo 40-32 and shot 51.5 percent from the field in the contest
- ♦ Middle also doubled up the Rockets in points off turnovers, 22-11, and outscored the Rockets 44-28 in the paint

MIDSTATE SETBACK >

- ♦ Tennessee State got the best of Middle Tennessee with a 74-63 win in the Murphy Center
- ♦ The Tiger win marked the first loss of Head Coach **Kermit Davis'** career against the midstate foe and snapped a 10-game Blue Raider winning streak in the series

RIVALRY RENEWED >

- ♦ The Blue Raiders got payback on old OVC rival Murray State with an 87-81 win after falling 76-65 in Murray a season ago
- ♦ With 139 total meetings between the team, Murray stands as the second-most faced opponent in Blue Raider history, behind only Tennessee Tech (142)

SEASON OPENER >

- ♦ Middle Tennessee opened the season with the first NCAA Division I game of 2016-17, downing Milligan 102-64
- ♦ The contest was the first time MT topped the 100-point plateau since a 102-52 win against Tennessee Temple on Dec. 17, 2013
- ♦ The Blue Raiders are now 8-1 in their last nine season openers and have won seven straight season openers played in the Murphy Center
- ♦ Kermit Davis is 11-4 in season openers at Middle Tennessee after the win against Milligan

RETURNING TALENT >

- ♦ Despite losing three starters from last season, Middle Tennessee returns plenty of experience with upperclassmen **Reggie Upshaw**, **Giddy Potts** and **Ed Simpson** combining for 150 career starts entering the season
- ♦ With seven of 12 lettermen returning, the Blue Raiders retain 56.4 percent of their points and 58.7 percent of their rebounds
- ♦ MT also returns 58.7 percent of its rebounds with two of its top three rebounders back on the 2016-17 squad in **Reggie Upshaw** (8.5) and **Giddy Potts** (5.4)
- ♦ The seven returners shot a combined 39.7 percent from 3-point range in 2015-16, higher than the 39.0 percent shot by the entire team a season ago which was good for the 16th best mark in the nation

MR. VERSATILITY >

- ♦ Primarily playing the power forward position in 2015-16, **Reggie Upshaw** led the Blue Raiders in rebounding (8.5), assists (76) and steals (51) while ranking second in scoring (13.7)
- ♦ Upshaw's numbers for points, rebounds, blocks and assists were matched by only one other Division I player in the nation in LSU's Ben Simmons, who went on to be the No. 1 overall pick in the NBA Draft
- ♦ The Chattanooga native is one of only two returning players in Conference USA to have averaged over 13.5

points and eight rebounds a game last season along with Jeremy Combs of North Texas

- ♦ Upshaw is also one of only three returning players in Conference USA in the Top 7 last season in both offensive and defensive rebounds alongside ODU's Brandon Stith and North Texas' Jeremy Combs

GIDDY FOR THREE >

- ♦ Junior guard **Giddy Potts** won the statistical national championship for 3-point percentage in 2015-16, shooting an astonishing 50.6 percent from beyond the arc on the season
- ♦ Potts' 50.6 percent clip from long range registered as a single-season record not only at Middle Tennessee, but also for Conference USA
- ♦ The Athens, Ala., native was just the second D-I men's basketball player in the last 12 seasons to convert 50.6 percent or more of his 3-point attempts in a single season

PRESEASON PRAISE >

- ♦ The Blue Raiders have racked up several preseason accolades ahead of the 2016-17 season, in which MT was picked to finish second in the league
- ♦ 2016 Conference USA Tournament MVP **Reggie Upshaw** was named to the Preseason Watch List for the Lute Olson Award, an honor given to the nation's top player who has played at least two seasons of Division I basketball
- ♦ Upshaw and junior **Giddy Potts** were both selected to the Preseason All-Conference USA team by the league office as well as College Sports Madness and the USA Today College Basketball Preview
- ♦ American Sports Network analyst Mark Adams listed three Blue Raiders in his top 100 players from ASN's partner conferences with Giddy Potts coming in at No. 5, Reggie Upshaw at No. 27 and JaCorey Williams at No. 95
- ♦ ASN's Adams also named Potts to his ASN All-American team made up of players from ASN's partner conferences
- ♦ Jon Rothstein listed senior forward **JaCorey Williams** as one of his Top 20 under-the-radar transfers for 2016-17

DAVIS INKS FIVE FOR 2017-18 >

- ♦ Middle Tennessee took great advantage of the early signing period, signing three prep standouts and a pair of junior college transfers to NLIs to join the Blue Raider men's basketball program
- ♦ Murfreesboro native **Donovan Sims** was the first to sign his NLI as the 6-foot-1 point guard will join the Blue Raiders from Blackman High School
- ♦ Middle also signed 6-foot-5 guard **Therren Shelton-Szmidt** from Chattanooga's Hamilton Heights Academy and 6-foot-8 forward **TJ Massenburg** from Shiloh High School in Snellville, Ga.
- ♦ From the junior college ranks, 6-foot-3 guard and Panhandle Conference Freshman of the Year **David Simmons** will come to MT from Tallahassee Community College and is joined by 6-foot-7 forward **James Hawthorne** from Southwest Mississippi Community College

RANKINGS WATCH

AP POLL >

1.	Villanova (56)	1,614
2.	UCLA (3)	1,518
3.	Kansas	1,461
4.	Baylor (6)	1,458
5.	Duke	1,375
16.	Louisville	1,260
7.	Gonzaga	1,222
8.	Kentucky	1,171
9.	North Carolina	1,113
10.	Creighton	1,049
11.	West Virginia	933
12.	Virginia	892
13.	Butler	837
14.	Wisconsin	772
15.	Purdue	745
16.	Indiana	709
17.	Xavier	548
18.	Arizona	512
19.	Saint Mary's	407
20.	Florida State	326
21.	Oregon	321
22.	Southern California	248
23.	Cincinnati	207
24.	Notre Dame	204
25.	Florida	76

COACHES POLL >

1.	Villanova (27)	771
2.	UCLA (2)	736
3.	Kansas (1)	695
4.	Baylor	656
5.	Duke (1)	641
6.	Gonzaga	600
7.	Louisville	560
8.	Kentucky	537
9.	Creighton	531
10.	North Carolina	522
11.	Virginia	454
12.	West Virginia	438
13.	Butler	397
14.	Wisconsin	347
15.	Purdue	331
16.	Indiana	285
17.	Xavier	277
18.	Arizona	232
19.	Saint Mary's	214
20.	Florida State	161
21.	Oregon	148
22.	Southern California	136
23.	Cincinnati	93
24.	Notre Dame	92
25.	South Carolina	57
RV	Middle Tennessee	1

RPI WATCH

NCAA RPI >

23.	Middle Tennessee
109.	Marshall
146.	Old Dominion
154.	Charlotte
175.	Rice
207.	UAB
243.	WKU
246.	LA Tech
251.	Florida Atlantic
273.	North Texas
330.	UTSA
341.	FIU
345.	UTEP
349.	Southern Miss

*through 12/30/16

AWARD WATCH

CONFERENCE USA PLAYER OF THE WEEK >

JaCorey Williams (Nov. 28)
JaCorey Williams (Dec. 19)

COLLEGE SPORTS MADNESS C-USA PLAYER OF THE WEEK >

JaCorey Williams (Nov. 28)

CHALLENGE IN MUSIC CITY TOURNAMENT MVP >

JaCorey Williams

CHALLENGE IN MUSIC CITY ALL-TOURNAMENT TEAM >

Giddy Potts
JaCorey Williams

LUTE OLSON AWARD PRESEASON WATCH LIST >

Reggie Upshaw

PRESEASON ALL-CONFERENCE USA TEAM >

Giddy Potts
Reggie Upshaw

HEAD COACH >> KERMIT DAVIS

15th Season // Mississippi State, 1982

DAVIS YEAR-BY-YEAR

SOUTHWEST MISSISSIPPI CC >

Season	Overall	Conference	Postseason
1984-85	17-9		
1985-86	22-11		
Total	39-20		

IDAHO >

Season	Overall	Big Sky	Postseason
1988-89	25-6	13-3	NCAA First Round
1989-90	25-6	13-3	NCAA First Round
Total	50-12	26-6	

TEXAS A&M >

Season	Overall	Southwest	Postseason
1990-91	8-21	2-14	
Total	8-21	2-14	

CHIPOLA JC >

Season	Overall	Panhandle Conference	Postseason
1993-94	27-5	13-2	State Semifinals
Total	27-5	13-2	

IDAHO >

Season	Overall	Big West	Postseason
1996-97	13-17	5-11	
Total	13-17	5-11	

MIDDLE TENNESSEE >

Season	Overall	Sun Belt/Conference USA	Postseason
2002-03	16-14	9-5	
2003-04	17-12	8-6	
2004-05	19-12	7-7	
2005-06	16-12	8-6	
2006-07	15-17	8-10	
2007-08	17-15	11-7	
2008-09	18-14	10-8	
2009-10	19-14	13-5	CIT First Round
2010-11	16-16	10-6	
2011-12	27-7	14-2	NIT Quarterfinals
2012-13	28-6	19-1	NCAA First Four
2013-14	24-9	13-3	
2014-15	19-17	9-9	CIT First Round
2015-16	25-10	13-5	NCAA Second Round
2016-17	10-3	0-0	
MT Total	286-178	117-63 (SBC) / 35-17 (C-USA)	
D-I Total	357-228		
Career Total	423-253		

DAVIS BY THE NUMBERS

- 20** All-Conference Players
- 9** Consecutive Non-Losing Seasons
- 5** Conference Championships
- 3** Coach of the Year Awards
- 3** Player of the Year Awards
- 2** NCAA Tournament Appearances

123 WINS FROM 2011-12 TO 2015-16

25 WINS	2015-16
19 WINS	2014-15
24 WINS	2013-14
28 WINS	2012-13
27 WINS	2011-12



DAVIS NOTABLES

ACCOMPLISHMENTS >

- ◆ 2003 Sun Belt Coach of the Year
- ◆ 2008 CollegeInsider.com Sun Belt Coach of the Year
- ◆ 2010 CollegeInsider.com Sun Belt Coach of the Year
- ◆ 2012 Sun Belt Coach of the Year
- ◆ 2013 Sun Belt Coach of the Year

COACHING STOPS >

- ◆ 1983-84 Mississippi State
- ◆ 1985-86 Southwest Mississippi CC
- ◆ 1987-90 Idaho
- ◆ 1991 Texas A&M
- ◆ 1992-94 Chipola JC
- ◆ 1995-96 Utah State
- ◆ 1997 Idaho
- ◆ 1998-02 LSU
- ◆ 2003-present Middle Tennessee

NOTEWORTHY >

- ◆ Youngest JUCO coach in the country at Southwest JC at 24
- ◆ Youngest D-I head coach in the nation at Idaho at 28
- ◆ Tabbed coach of the year five times in 17 yrs. as a D-I head coach
- ◆ Second-fastest MT coach to reach 100 wins (182 games)
- ◆ Only MT coach to reach 200 wins

2016-17 >> OVERALL STATS



Middle Tennessee Men's Basketball

Middle Tennessee Combined Team Statistics (as of Dec 21, 2016)



All games

RECORD:	OVERALL	HOME	AWAY	NEUTRAL
ALL GAMES	10-3	4-2	3-1	3-0
CONFERENCE	0-0	0-0	0-0	0-0
NON-CONFERENCE	10-3	4-2	3-1	3-0

#	Player	gp-gs	min	avg	Total		3-Point		F-Throw		Rebounds				pf	dq	a	to	blk	stl	pts	avg
					fg-fga	fg%	3fg-fga	3fg%	ft-fa	ft%	off	def	tot	avg								
22	WILLIAMS, JaCorey	13-13	374	28.8	101-181	.558	2-10	.200	30-44	.682	19	73	92	7.1	26	0	25	25	4	12	234	18.0
20	POTTS, Giddy	13-13	406	31.2	76-147	.517	31-74	.419	33-43	.767	7	66	73	5.6	34	0	32	17	4	24	216	16.6
30	UPSHAW, Reggie	13-13	423	32.5	69-129	.535	7-27	.259	36-54	.667	27	57	84	6.5	32	1	44	18	13	19	181	13.9
11	SIMPSON, Edward	13-13	380	29.2	23-54	.426	17-39	.436	7-15	.467	3	27	30	2.3	24	0	35	6	1	10	70	5.4
04	HABERSHAM, Xavier	13-0	233	17.9	21-33	.636	12-19	.632	4-7	.571	3	16	19	1.5	21	0	9	9	0	5	58	4.5
02	JOHNSON, Antwain	13-0	168	12.9	15-52	.288	5-22	.227	21-31	.677	4	11	15	1.2	21	0	10	6	2	5	56	4.3
00	DIXON, Tyrik	13-12	249	19.2	16-51	.314	5-19	.263	10-16	.625	3	19	22	1.7	18	0	24	17	0	12	47	3.6
01	WALTERS, Brandon	12-0	98	8.2	13-31	.419	0-0	.000	7-12	.583	18	14	32	2.7	21	1	2	13	4	3	33	2.8
25	GAMBLE, Karl	12-1	81	6.8	9-23	.391	0-2	.000	8-18	.444	5	11	16	1.3	16	0	3	1	6	2	26	2.2
45	FOOTE, Aldonis	12-0	115	9.6	11-31	.355	0-0	.000	4-10	.400	9	12	21	1.8	19	0	4	8	1	4	26	2.2
24	COPELAND, Quavius	11-0	89	8.1	6-13	.462	3-7	.429	4-7	.571	0	6	6	0.5	8	0	8	7	1	1	19	1.7
31	STRACHAN, Stephen	1-0	4	4.0	0-0	.000	0-0	.000	0-0	.000	0	0	0	0.0	0	0	0	0	0	0	0	0.0
14	MILLER, Chase	3-0	5	1.7	0-1	.000	0-1	.000	0-0	.000	0	1	1	0.3	0	0	0	0	1	0	0	0.0
Team											24	14	38		1		5					
Total.....		13	2625		360-746	.483	82-220	.373	164-257	.638	122	327	449	34.5	241	2	196	132	37	97	966	74.3
Opponents.....		13	2625		290-682	.425	95-295	.322	177-253	.700	111	307	418	32.2	238	-	147	188	37	62	852	65.5

TEAM STATISTICS	MT	OPP	Date	Opponent	Score	Att.
SCORING	966	852	11/11/16	MILLIGAN	w 102-64	6020
Points per game	74.3	65.5	11/15/16	MURRAY STATE	w 87-81	4507
Scoring margin	+8.8	-	11/19/16	TENNESSEE STATE	L 63-74	4830
FIELD GOALS-ATT	360-746	290-682	11/22/16	TOLEDO	w 80-70	3984
Field goal pct	.483	.425	11/25/16	vs UNC-Wilmington	w 68-63	1200
3 POINT FG-ATT	82-220	95-295	11/26/16	vs TOLEDO	Wot 73-70	720
3-point FG pct	.373	.322	11/27/16	vs Evansville	w 66-55	500
3-pt FG made per game	6.3	7.3	11/30/16	at Ole Miss	w 77-62	6412
FREE THROWS-ATT	164-257	177-253	12/03/16	at South Alabama	w 67-55	2612
Free throw pct	.638	.700	12/08/16	VANDERBILT	w 71-48	9606
F-Throws made per game	12.6	13.6	12/14/16	at Belmont	w 79-66	2469
REBOUNDS	449	418	12/17/16	at VCU	L 77-80	7637
Rebounds per game	34.5	32.2	12/21/16	GEORGIA STATE	L 56-64	4502
Rebounding margin	+2.4	-				
ASSISTS	196	147				
Assists per game	15.1	11.3				
TURNOVERS	132	188				
Turnovers per game	10.2	14.5				
Turnover margin	+4.3	-				
Assist/turnover ratio	1.5	0.8				
STEALS	97	62				
Steals per game	7.5	4.8				
BLOCKS	37	37				
Blocks per game	2.8	2.8				
ATTENDANCE	33449	21550				
Home games-Avg/Game	6-5575	4-4782				
Neutral site-Avg/Game	-	3-807				

! - Challenge in Music City

* - Conference USA game

Score by Periods	1st	2nd	OT	Totals
Middle Tennessee	450	504	12	966
Opponents	375	468	9	852

2016-17 >> RESULTS

Date	Opponent	Score	W/L	Attend.	Points Leader	Rebounds Leader	Assists Leader
11/11	Milligan	102-64	W	6,020	Upshaw/Williams (21)	Upshaw (13)	Potts (7)
11/15	Murray State	87-81	W	4,507	Williams (22)	Potts (9)	Simpson/Upshaw (3)
11/19	Tennessee State	63-74	L	4,830	Williams (18)	Upshaw/Williams (6)	Upshaw (5)
11/22	Toledo	80-70	W	3,984	Williams (18)	Potts/Williams (6)	Dixon (4)
11/25	vs. UNC Wilmington	68-63	W	1,200	Potts (22)	Potts (7)	Potts (8)
11/26	vs. Toledo	73-70 (OT)	W	720	Williams (31)	Potts/Williams (7)	Upshaw (4)
11/27	vs. Evansville	66-55	W	500	Williams (25)	Williams (10)	Williams (4)
11/30	at Ole Miss	77-62	W	6,412	Potts (20)	Upshaw (10)	Upshaw (8)
12/3	at South Alabama	67-55	W	2,612	Williams (16)	Upshaw/Williams (7)	Upshaw (6)
12/8	Vanderbilt	71-48	W	9,606	Potts (27)	Williams (10)	Simpson (6)
12/14	at Belmont	79-66	W	2,469	Upshaw (21)	Williams (11)	Simpson (6)
12/17	at VCU	77-80	L	7,637	Potts (25)	Williams (14)	Dixon/Simpson (3)
12/21	Georgia State	56-64	L	4,502	Potts (19)	Potts (6)	Williams (4)
1/1	UAB						
1/5	at Rice						
1/7	at North Texas						
1/12	Marshall						
1/14	WKU						
1/19	at FIU						
1/21	at Florida Atlantic						
1/26	Southern Miss						
1/28	LA Tech						
2/2	at UTSA						
2/4	at UTEP						
2/9	Old Dominion						
2/11	Charlotte						
2/16	at WKU						
2/18	at Marshall						
2/26	at UAB						
3/2	FIU						
3/4	Florida Atlantic						

2016-17 >> STARTERS

Date	Opponent	Score	W/L	1	2	3	4	5
11/11	Milligan	102-64	W	Dixon	Simpson	Potts	Upshaw	Williams
11/15	Murray State	87-81	W	Dixon	Simpson	Potts	Upshaw	Williams
11/19	Tennessee State	63-74	L	Potts	Simpson	Upshaw	Williams	Gamble
11/22	Toledo	80-70	W	Dixon	Simpson	Potts	Upshaw	Williams
11/25	vs. UNC Wilmington	68-63	W	Dixon	Simpson	Potts	Upshaw	Williams
11/26	vs. Toledo	73-70 (OT)	W	Dixon	Simpson	Potts	Upshaw	Williams
11/27	vs. Evansville	66-55	W	Dixon	Simpson	Potts	Upshaw	Williams
11/30	at Ole Miss	77-62	W	Dixon	Simpson	Potts	Upshaw	Williams
12/3	at South Alabama	67-55	W	Dixon	Simpson	Potts	Upshaw	Williams
12/8	Vanderbilt	71-48	W	Dixon	Simpson	Potts	Upshaw	Williams
12/14	at Belmont	79-66	W	Dixon	Simpson	Potts	Upshaw	Williams
12/17	at VCU	77-80	L	Dixon	Simpson	Potts	Upshaw	Williams
12/21	Georgia State	56-64	L	Dixon	Simpson	Potts	Upshaw	Williams
1/1	UAB							
1/5	at Rice							
1/7	at North Texas							
1/12	Marshall							
1/14	WKU							
1/19	at FIU							
1/21	at Florida Atlantic							
1/26	Southern Miss							
1/28	LA Tech							
2/2	at UTSA							
2/4	at UTEP							
2/9	Old Dominion							
2/11	Charlotte							
2/16	at WKU							
2/18	at Marshall							
2/26	at UAB							
3/2	FIU							
3/4	Florida Atlantic							

2016-17 >> POINTS-REBOUNDS-ASSISTS

Date	Opponent	Dixon	Walters	Johnson	Habersham	Simpson	Miller	Potts	Williams	Copeland	Gamble	Upshaw	Strachan	Thomas	Foote
11/11	Milligan	0-1-3	11-7-0	17-4-2	3-1-0	2-2-1	0-1-0	12-7-7	21-5-1	3-0-3	10-2-2	21-13-4	0-0-0	DNP	2-4-0
11/15	Murray State	0-1-1	2-3-0	2-0-0	12-2-1	8-3-3	DNP	16-9-1	22-2-1	2-1-1	4-4-1	15-8-3	DNP	DNP	4-2-0
11/19	Tennessee State	0-0-0	0-0-0	6-0-2	2-0-1	12-2-1	DNP	5-3-1	18-6-1	3-1-1	2-1-0	13-6-5	DNP	DNP	2-2-1
11/22	Toledo	11-2-4	2-3-0	4-2-2	3-3-0	7-5-0	0-0-0	9-6-1	18-6-3	6-2-1	2-1-0	16-5-2	DNP	DNP	2-2-0
11/25	vs. UNC Wilmington	5-3-1	1-3-0	0-1-0	8-4-1	0-2-3	DNP	22-7-8	16-5-0	2-0-1	2-1-0	12-4-1	DNP	DNP	DNP
11/26	vs. Toledo	0-0-0	5-1-0	0-1-0	5-0-2	2-2-2	DNP	23-7-2	31-7-1	0-1-0	0-1-0	7-5-4	DNP	DNP	0-0-0
11/27	vs. Evansville	5-0-2	0-0-0	3-0-1	0-0-0	8-4-1	DNP	8-3-2	25-10-4	0-1-1	3-3-0	14-4-3	DNP	DNP	0-0-0
11/30	at Ole Miss	5-1-0	DNP	2-0-1	8-3-1	7-1-5	DNP	20-2-4	10-4-2	DNP	2-2-0	15-10-8	DNP	DNP	8-3-1
12/3	at South Alabama	1-2-3	8-6-0	0-0-0	7-3-2	9-4-4	DNP	13-5-4	16-7-1	0-0-0	0-0-0	13-7-6	DNP	DNP	0-1-0
12/8	Vanderbilt	2-6-2	2-2-1	3-2-0	6-1-0	3-1-6	0-0-0	27-9-1	13-10-0	0-0-0	2-0-0	14-6-5	DNP	DNP	0-0-0
12/14	at Belmont	6-3-2	0-2-0	10-4-1	2-1-1	3-1-6	DNP	17-2-0	18-11-5	0-0-0	0-0-0	21-6-2	DNP	DNP	2-1-0
12/17	at VCU	12-1-3	2-4-0	0-0-1	2-1-0	0-0-3	DNP	25-7-1	17-14-2	DNP	DNP	15-6-1	DNP	DNP	4-3-1
12/21	Georgia State	0-2-3	0-1-1	9-1-0	0-0-0	9-3-0	DNP	19-6-0	9-5-4	3-0-0	0-1-0	5-4-0	DNP	DNP	2-3-1
1/1	UAB														
1/5	at Rice														
1/7	at North Texas														
1/12	Marshall														
1/14	WKU														
1/19	at FIU														
1/21	at Florida Atlantic														
1/26	Southern Miss														
1/28	LA Tech														
2/2	at UTSA														
2/4	at UTEP														
2/9	Old Dominion														
2/11	Charlotte														
2/16	at WKU														
2/18	at Marshall														
2/26	at UAB														
3/2	FIU														
3/4	Florida Atlantic														

2016-17 >> GAME-BY-GAME COMPARISON

	FG-A	Pct.	3FG-A	Pct.	FT-A	Pct.	O/D/T	PF	A	TO	B	S	1	2	TP
Milligan	27-65	.415	8-34	.235	2-6	.333	11/18/29	27	10	16	4	9	29	35	64
at Middle Tennessee	39-70	.557	5-17	.294	19-29	.655	17/32/49	13	23	12	3	4	51	51	102
Murray State	27-63	.429	11-33	.333	16-19	.842	11/23/34	19	16	11	2	5	39	42	81
at Middle Tennessee	32-65	.492	6-18	.333	17-23	.739	14/26/40	18	12	9	3	3	41	46	87
Tennessee State	24-47	.511	3-9	.333	23-30	.767	10/26/36	17	9	16	4	2	28	46	74
at Middle Tennessee	24-56	.429	8-22	.364	7-19	.368	10/15/25	26	13	13	4	7	30	33	63
Toledo	25-58	.431	9-27	.333	11-18	.611	11/21/32	9	13	14	2	4	26	44	70
at Middle Tennessee	35-68	.515	3-10	.300	7-11	.636	13/27/40	18	13	8	6	11	39	41	80
UNC Wilmington	21-62	.339	10-36	.278	11-13	.846	16/16/32	22	13	18	2	3	29	34	63
vs. Middle Tennessee	24-40	.600	4-9	.444	16-32	.500	7/26/33	18	15	16	2	12	35	33	68
Middle Tennessee	25-56	.446	3-10	.300	20-31	.645	3/25/28	24	11	4	2	7	22	51	81
vs. Toledo	20-49	.408	7-23	.304	23-30	.767	8/34/42	26	10	16	0	1	30	40	70
Evansville	17-40	.425	3-10	.300	18-27	.667	6/25/31	22	8	17	2	3	29	26	55
vs. Middle Tennessee	25-52	.481	5-14	.357	11-17	.647	7/22/29	19	14	10	3	7	29	37	66
Middle Tennessee	29-60	.483	9-16	.563	10-12	.833	6/23/29	21	22	7	1	7	48	29	77
at Ole Miss	18-45	.400	7-20	.350	19-27	.704	8/27/35	15	9	16	7	4	19	43	62
Middle Tennessee	26-52	.500	8-20	.400	7-11	.636	10/26/36	20	20	17	3	9	31	36	67
at South Alabama	18-43	.419	4-17	.235	15-23	.652	4/16/20	16	7	16	0	10	24	31	55
Vanderbilt	17-53	.321	5-19	.263	9-13	.692	5/28/33	10	9	13	2	3	23	25	48
at Middle Tennessee	28-61	.459	7-24	.292	8-13	.615	7/32/39	14	15	6	3	10	31	40	71
Middle Tennessee	28-60	.467	9-20	.450	14-17	.824	8/23/31	12	17	5	4	8	31	48	79
at Belmont	24-54	.444	12-29	.414	6-6	1.000	7/25/32	14	15	13	2	2	28	38	66
Middle Tennessee	27-55	.491	8-14	.571	15-24	.625	10/29/39	22	12	12	1	2	37	40	77
at VCU	30-57	.526	6-18	.333	14-24	.583	6/22/28	22	15	5	5	5	38	42	80
Georgia State	22-46	.478	10-20	.500	10-17	.588	8/26/34	19	13	17	5	11	33	31	64
at Middle Tennessee	18-51	.353	7-26	.269	13-18	.722	10/21/31	16	9	13	2	10	25	31	56
UAB															
at Middle Tennessee															
Middle Tennessee															
at Rice															
Middle Tennessee															
at North Texas															
Marshall															
at Middle Tennessee															
WKU															
at Middle Tennessee															
Middle Tennessee															
at FIU															
Middle Tennessee															
at Florida Atlantic															
Southern Miss															
at Middle Tennessee															
LA Tech															
at Middle Tennessee															
Middle Tennessee															
at UTSA															
Middle Tennessee															
at UTEP															
Old Dominion															
at Middle Tennessee															
Charlotte															
at Middle Tennessee															
Middle Tennessee															
at WKU															
Middle Tennessee															
at Marshall															
Middle Tennessee															
at UAB															
FIU															
at Middle Tennessee															
Florida Atlantic															
at Middle Tennessee															

2016-17 >> TEAM HIGHS AND LOWS

MIDDLE TENNESSEE >

	Highs	Lows
Points	102 vs. Milligan (11/11)	56 vs. Georgia State (12/21)
Field Goals Made	39 vs. Milligan (11/11)	18 vs. Georgia State (12/21)
Field Goal Attempts	70 vs. Milligan (11/11)	40 vs. UNC Wilmington (11/25)
Field Goal Percentage	.557 vs. Milligan (11/11)	.353 vs. Georgia State (12/21)
3-Point Field Goals Made	9 vs. Ole Miss (11/30)	3 vs. Toledo (11/22)
	9 at Belmont (12/14)	3 vs. Toledo (11/26)
3-Point Field Goal Attempts	26 vs. Georgia State (12/21)	9 vs. UNC Wilmington (11/25)
3-Point Field Goal Percentage (min. 8)	.571 at VCU (12/17)	.269 vs. Georgia State (12/21)
Free Throws Made	20 vs. Toledo (11/26)	7 vs. Tennessee State (11/19)
		7 vs. Toledo (11/22)
		7 vs. South Alabama (12/3)
Free Throws Attempted	32 vs. UNC Wilmington (11/25)	11 vs. Toledo (11/22)
		11 vs. South Alabama (12/3)
Free Throw Percentage (min. 10)	.833 vs. Ole Miss (11/30)	.368 vs. Tennessee State (11/19)
Rebounds	49 vs. Milligan (11/11)	25 vs. Tennessee State (11/19)
Assists	23 vs. Milligan (11/11)	9 vs. Georgia State (12/21)
Turnovers	17 vs. South Alabama (12/3)	4 vs. Toledo (11/26)
Blocks	6 vs. Toledo (11/22)	1 vs. Ole Miss (11/30)
		1 at VCU (12/17)
Steals	12 vs. UNC Wilmington (11/25)	2 at VCU (12/17)

OPPONENTS >

	Highs	Lows
Points	81 by Murray State (11/15)	48 by Vanderbilt (12/8)
Field Goals Made	30 by VCU (12/17)	17 by Evansville (11/27)
		17 by Vanderbilt (12/8)
Field Goal Attempts	65 by Milligan (11/11)	40 by Evansville (11/27)
Field Goal Percentage	.526 by VCU (12/17)	.321 by Vanderbilt (12/8)
3-Point Field Goals Made	12 by Belmont (12/14)	3 by Tennessee State (11/19)
		3 by Evansville (11/27)
3-Point Field Goal Attempts	36 by UNC Wilmington (11/25)	9 by Tennessee State (11/19)
3-Point Field Goal Percentage (min. 8)	.500 by Georgia State (12/21)	.235 by Milligan (11/11)
		.235 by South Alabama (12/3)
Free Throws Made	23 by Tennessee State (11/19)	2 by Milligan (11/11)
	23 by Toledo (11/26)	
Free Throws Attempted	30 by Tennessee State (11/19)	6 by Milligan (11/11)
	30 by Toledo (11/26)	6 by Belmont (12/14)
Free Throw Percentage (min. 10)	.846 by UNC Wilmington (11/25)	.333 by Milligan (11/11)
Rebounds	42 by Toledo (11/26)	20 by South Alabama (12/3)
Assists	16 by Murray State (11/15)	7 by South Alabama (12/3)
Turnovers	18 by UNC Wilmington (11/25)	5 by VCU (12/17)
Blocks	7 by Ole Miss (11/30)	0 by Toledo (11/26)
		0 by South Alabama (12/3)
Steals	11 by Georgia State (12/21)	1 by Toledo (11/26)

2016-17 >> INDIVIDUAL HIGHS

MIDDLE TENNESSEE >

Points	31, JaCorey Williams vs. Toledo (11/26)
Field Goals Made	12, JaCorey Williams vs. Toledo (11/26)
Field Goal Attempts	20, Giddy Potts vs. Georgia State (12/21)
Field Goal Percentage (min. 6)	.818, Reggie Upshaw vs. Milligan (11/11)
3-Point Field Goals Made	5, Giddy Potts at VCU (12/17)
3-Point Field Goal Attempts	11, Giddy Potts vs. Georgia State (12/21)
3-Point Field Goal Percentage (min. 4)	1.000, Ed Simpson vs. Tennessee State (11/19)
Free Throws Made	8, Antwain Johnson vs. Milligan (11/11)
Free Throws Attempted	12, Antwain Johnson vs. Milligan (11/11)
Free Throw Percentage (min. 6)	1.000, Giddy Potts at Belmont (12/14)
Rebounds	14, JaCorey Williams (12/17)
Assists	8, Reggie Upshaw vs. Ole Miss (11/30)
	8, Giddy Potts vs. UNC Wilmington (11/25)
Turnovers	4, Giddy Potts vs. Georgia State (12/21)
	4, Ed Simpson vs. South Alabama (12/3)
	4, JaCorey Williams vs. Evansville (11/27)
	4, JaCorey Williams vs. UNC Wilmington (11/25)
Blocks	3, Reggie Upshaw vs. Toledo (11/22)
Steals	6, Giddy Potts vs. Georgia State (12/21)

OPPONENTS >

Points	23, Jordan Reed, Tennessee State (11/19)
	23, Damarcus Croaker, Murray State (11/15)
	23, Jonathan Stark, Murray State (11/15)
Field Goals Made	9, Evan Bradds, Belmont (12/14)
	9, Wayne Martin, Tennessee State (11/19)
Field Goal Attempts	20, Denzel Ingram, UNC Wilmington (11/25)
Field Goal Percentage (min. 6)	.875, Mo Alie-Cox, VCU (12/17)
3-Point Field Goals Made	5, Jeff Thomas, Georgia State (12/21)
	5, Denzel Ingram, UNC Wilmington (11/25)
3-Point Field Goal Attempts	15, Denzel Ingram, UNC Wilmington (11/25)
3-Point Field Goal Percentage (min. 4)	1.000, Jeff Thomas, Georgia State (12/21)
Free Throws Made	10, Deandre Burnett, Ole Miss (11/30)
Free Throws Attempted	11, Tahjere McCall, Tennessee State (11/19)
Free Throw Percentage (min. 6)	1.000, Deandre Burnett, Ole Miss (11/30)
	1.000, Zach Garber, Toledo (11/26)
Rebounds	17, Steve Taylor, Toledo (11/26)
Assists	8, Jonathan Stark, Murray State (11/15)
Turnovers	9, Austin Luke, Belmont (12/14)
Blocks	3, Mo Alie-Cox, VCU (12/17)
	3, Justas Furmanavicius, Ole Miss (11/30)
Steals	3, Doug Brooks, VCU (12/17)
	3, Don Muepokelly, South Alabama (12/3)
	3, Bryce Jones, Murray State (11/15)

MIDDLE TENNESSEE TOP PERFORMERS >

Points	31..... JaCorey Williams vs. Toledo (11/26)
27.....	Giddy Potts vs. Vanderbilt (12/8)
25.....	Giddy Potts at VCU (12/17)
25.....	JaCorey Williams vs. Evansville (11/27)
23.....	Giddy Potts vs. Toledo (11/26)
22.....	Giddy Potts vs. UNC Wilmington (11/25)
22.....	JaCorey Williams vs. Murray State (11/15)
21.....	Reggie Upshaw at Belmont (12/14)
21.....	Reggie Upshaw vs. Milligan (11/11)
21.....	JaCorey Williams vs. Milligan (11/11)
20.....	Giddy Potts vs. Ole Miss (11/30)

Rebounds

14.....	JaCorey Williams at VCU (12/17)
13.....	Reggie Upshaw vs. Milligan (11/11)
11.....	JaCorey Williams at Belmont (12/14)
10.....	JaCorey Williams vs. Vanderbilt (12/8)
10.....	Reggie Upshaw vs. Ole Miss (11/30)
10.....	JaCorey Williams vs. Evansville (11/27)
9.....	Giddy Potts vs. Vanderbilt (12/8)
9.....	Giddy Potts vs. Murray State (11/15)

Assists

8.....	Reggie Upshaw vs. Ole Miss (11/30)
8.....	Giddy Potts vs. UNC Wilmington (11/25)
7.....	Giddy Potts vs. Milligan (11/11)
6.....	Ed Simpson at Belmont (12/14)
6.....	Ed Simpson vs. Vanderbilt (12/8)
6.....	Reggie Upshaw vs. South Alabama (12/3)

Blocks

3.....	Reggie Upshaw vs. Toledo (11/22)
2.....	Reggie Upshaw vs. Toledo (11/26)
2.....	Karl Gamble vs. Toledo (11/22)
2.....	Karl Gamble vs. Tennessee State (11/19)
2.....	Reggie Upshaw vs. Tennessee State (11/19)
2.....	Reggie Upshaw vs. Murray State (11/15)

Steals

6.....	Giddy Potts vs. Georgia State (12/21)
3.....	Reggie Upshaw at Belmont (12/14)
3.....	Giddy Potts and Reggie Upshaw vs. Vanderbilt (12/8)
3.....	Reggie Upshaw vs. South Alabama (12/3)
3.....	Reggie Upshaw vs. Toledo (11/26)
3.....	Tyrik Dixon and Giddy Potts vs. UNC Wilmington (11/25)
3.....	Giddy Potts vs. Toledo (11/22)
3.....	JaCorey Williams vs. Tennessee State (11/19)

3-Point Field Goals Made

5.....	Giddy Potts at VCU (12/17)
4.....	Giddy Potts vs. Vanderbilt (12/8)
4.....	Giddy Potts vs. Ole Miss (11/30)
4.....	Ed Simpson vs. Tennessee State (11/19)

TEAM LAST TIME...

100 POINTS BY A TEAM >

MT..... 102 vs. Milligan (11/11/16)
Opponent..... 100 at UAB (2/28/15)

WIN BY 30 OR MORE >

MT..... 102-64 vs. Milligan (11/11/16)
Opponent..... 56-86 at No. 13 Tennessee (11/30/30)

WIN BY 40 OR MORE >

MT..... 102-52 vs. Tennessee Temple (12/17/13)
Opponent..... 40-109 at No. 7 Tennessee (11/20/07)

OVERTIME GAME >

MT win 73-70 vs. Toledo (11/26/16)
Opponent win 95-100 at UAB (2/28/15)

4 PLAYERS WITH 10 OR MORE POINTS >

MT..... at VCU (12/17/16)
Opponent..... at Belmont (12/14/16)

5 PLAYERS WITH 10 OR MORE POINTS >

MT..... vs. Milligan (11/11/16)
Opponent..... vs. Marshall (3/11/16)

6 PLAYERS WITH 10 OR MORE POINTS >

MT..... vs. Milligan (11/11/16)
Opponent..... vs. UAB (2/28/15)

2 PLAYERS WITH 20 OR MORE POINTS >

MT..... vs. Toledo (11/26/16)
Opponent..... vs. Tennessee State (11/19/16)

3 PLAYERS WITH 20 OR MORE POINTS >

MT..... vs. IPFW (1/31/02)
Opponent..... vs. UT-Martin (2/26/96)

2 PLAYERS WITH 10 OR MORE REBOUNDS >

MT..... vs. North Texas (1/21/16)
Opponent..... vs. Toledo (11/26/16)

2 PLAYERS WITH DOUBLE-DOUBLES >

MT..... vs. North Texas (1/21/16)
Opponent..... vs. LA Tech (2/11/16)

40 OR MORE FIELD GOALS >

MT..... 42 vs. Fisk (12/9/13)
Opponent..... 43 vs. Kansas (12/13/97)

70 OR MORE FIELD GOAL ATTEMPTS >

MT..... 70 vs. Milligan (11/11/16)
Opponent..... 74 vs. Marshall (3/11/16)

80 OR MORE FIELD GOAL ATTEMPTS >

MT..... 84 vs. Montreat College (11/27/96)
Opponent..... 92 vs. New Mexico St. (1/10/02)

50% FROM THE FIELD >

MT..... .500 at South Alabama (12/3/16)
Opponent..... .526 at VCU (12/17/16)

60% FROM THE FIELD >

MT..... .600 vs. UNC Wilmington (11/25/16)
Opponent..... .614 vs. UAB (2/21/16)

LESS THAN 30% FROM THE FIELD >

MT..... .297 vs. Syracuse (3/20/16)
Opponent..... .271 vs. South Alabama (11/30/13)

10 OR MORE 3-POINTERS >

MT..... 11 vs. Michigan State (3/18/16)
Opponent..... 10 vs. Georgia State (12/21/16)

15 OR MORE 3-POINTERS >

MT..... 16 vs. Southern Miss (2/13/16)
Opponent..... 15 vs. Belmont (12/12/07)

30 OR MORE 3-POINT ATTEMPTS >

MT..... 33 vs. Houston Baptist (2/13/10)
Opponent..... 36 vs. UNC Wilmington (11/25/16)

50% FROM THREE >

MT..... .563 vs. Ole Miss (11/30/16)
Opponent..... .500 vs. Georgia State (12/21/16)

60% FROM THREE >

MT..... .600 vs. FAU (2/2/13)
Opponent..... .750 vs. UTEP (1/31/15)

70% FROM THREE >

MT..... .909 vs. UCLA (11/15/11)
Opponent..... .750 vs. UTEP (1/31/15)

LESS THAN 20% FROM THREE >

MT..... .188 at Marshall (1/28/16)
Opponent..... .111 vs. Old Dominion (3/12/16)

20 OR MORE FREE THROWS >

MT..... 20 vs. Toledo (11/26/16)
Opponent..... 23 vs. Toledo (11/26/16)

30 OR MORE FREE THROWS >

MT..... 31 vs. Marshall (3/11/16)
Opponent..... 31 vs. UALR (11/18/13)

5 OR LESS FREE THROWS >

MT..... 4 vs. Syracuse (3/20/16)
Opponent..... 2 vs. Milligan (11/11/16)

30 OR MORE FREE THROW ATTEMPTS >

MT..... 31 vs. Toledo (11/26/16)
Opponent..... 30 vs. Toledo (11/26/16)

40 OR MORE FREE THROW ATTEMPTS >

MT..... 41 vs. Marshall (3/11/16)
Opponent..... 42 vs. UALR (11/18/13)

90% FROM THE FREE THROW LINE >

MT..... 1.000 (vs. FAU 3/7/15)
Opponent..... .944 vs. FAU (3/3/16)

100% FROM THE FREE THROW LINE >

MT..... 18-18 vs. FAU (3/7/15)
Opponent..... 14-14 vs. WKU (2/9/12)

45 OR MORE REBOUNDS >

MT..... 49 vs. Milligan (11/11/16)
Opponent..... 46 vs. WKU (1/30/16)

50 OR MORE REBOUNDS >

MT..... 52 vs. Maine (12/29/13)
Opponent..... 51 vs. WKU (1/7/06)

20 OR MORE ASSISTS >

MT..... 20 at South Alabama (12/3/16)
Opponent..... 20 vs. Michigan State (3/18/16)

10 OR MORE BLOCKS >

MT..... 12 vs. WKU (2/26/04)
Opponent..... 11 vs. Syracuse (3/20/16)

10 OR MORE STEALS >

MT..... 10 vs. Georgia State (12/21/16)
Opponent..... 11 vs. Georgia State (12/21/16)

15 OR MORE TURNOVERS >

MT..... 17 at South Alabama (12/3/16)
Opponent..... 17 vs. Georgia State (12/21/16)

5 OR LESS TURNOVERS >

MT..... 5 at Belmont (12/14/16)
Opponent..... 5 at VCU (12/17/16)

INDIVIDUAL LAST TIME...

30 OR MORE POINTS >

MT..... 31, JaCorey Williams vs. Toledo (11/26/15)
Opponent.... 35, Sekou Wiggs, Alaska-Anchorage (11/26/15)

40 OR MORE POINTS >

MT..... 41, Milton Dean vs. Southeast Missouri (1/14/94)
Opponent..... 40, Bubba Wells, Austin Peay (1/23/97)

10 OR MORE FIELD GOALS >

MT..... 10, Giddy Potts vs. Vanderbilt (12/8/16)
Opponent..... 10, Michael Gbinije, Syracuse (3/20/16)

15 OR MORE FIELD GOALS >

MT win 15, Greg Joyner vs. Murray State (1/23/78)
Opponent 16, Bubba Wells (12/3/97)

20 OR MORE FIELD GOAL ATTEMPTS >

MT..... 20, Giddy Potts vs. Georgia State (12/21/16)
Opponent.... 20, Denzel Ingram, UNC Wilmington (11/25/16)

25 OR MORE FIELD GOAL ATTEMPTS >

MT..... 28, Milton Dean vs. Minnesota (12/3/93)
Opponent.... 28, Brandon Mason, New Mex. St. (1/10/02)

80% FROM THE FIELD (MIN. 6 ATTEMPTS) >

MT..... .818, Reggie Upshaw vs. Milligan (11/11/16)
Opponent.... .900, Matt Costello, Michigan State (3/18/16)

90% FROM THE FIELD (MIN. 6 ATTEMPTS) >

MT..... .909, Kerry Hammonds vs. Louisiana (1/19/13)
Opponent.... .900, Matt Costello, Michigan State (3/18/16)

100% FROM THE FIELD (MIN. 6 ATTEMPTS) >

MT..... 6-6, Shawn Jones vs. Austin Peay (11/26/11)
Opponent..... 7-7, Joey Dorsey, Memphis (1/4/06)

5 OR MORE 3-POINTERS >

MT..... 5, Giddy Potts at VCU (12/17/16)
Opponent..... 5, Jeff Thomas, Georgia State (12/21/16)

6 OR MORE 3-POINTERS >

MT..... 6, Giddy Potts vs. Rice (1/23/16)
Opponent..... 8, Kareem Canty, Auburn (12/12/15)

7 OR MORE 3-POINTERS >

MT..... 7, Giddy Potts vs. Charlotte (1/14/16)
Opponent..... 8, Kareem Canty, Auburn (12/12/15)

8 OR MORE 3-POINTERS >

MT..... 8, Giddy Potts vs. Marshall (2/19/15)
Opponent..... 8, Kareem Canty, Auburn (12/12/15)

10 OR MORE 3-POINT ATTEMPTS >

MT..... 11, Giddy Potts vs. Georgia State (12/21/16)
Opponent.... 10, Jeremy Hollowell, Georgia State (12/21/16)

80% FROM THREE (MIN. 4 ATTEMPTS) >

MT..... 1.000, Ed Simpson vs. Tennessee State (11/19/16)
Opponent... 1.000, Jeff Thomas, Georgia State (12/21/16)

100% FROM THREE (MIN. 4 ATTEMPTS) >

MT..... 1.000, Ed Simpson vs. Tennessee State (11/19/16)
Opponent... 1.000, Jeff Thomas, Georgia State (12/21/16)

10 OR MORE FREE THROWS >

MT..... 10, JaQawn Raymond vs. Rice (2/12/15)
Opponent..... 10, Deandre Burnett, Ole Miss (11/30/16)

15 OR MORE FREE THROWS >

MT..... 16, Mike Dean vs. Arkansas State (2/17/05)
Opponent..... 20, Alex Hamilton, La Tech (1/7/15)

15 OR MORE FREE THROW ATTEMPTS >

MT..... 16, Kerry Hammonds vs. Southern (11/10/13)
Opponent..... 15, Lee Moore, UTEP (1/7/16)

20 OR MORE FREE THROW ATTEMPTS >

MT..... 23, Aylton Tesch vs. Eastern Illinois (2/5/98)
Opponent..... 23, Alex Hamilton, La Tech (1/17/15)

100% FROM THE FREE THROW LINE (MIN. 6 ATTEMPTS) >

MT..... 6-6, Giddy Potts at Belmont (12/14/16)
Opponent.... 10-10, Deandre Burnett, Ole Miss (11/30/16)

15 OR MORE REBOUNDS >

MT..... 18, Shawn Jones at UAB (3/6/14)
Opponent..... 16, Evan Bradds, Belmont (12/14/16)

20 OR MORE REBOUNDS >

MT..... 20, Shawn Jones vs. Maine (12/29/13)
Opponent..... 20, Lorenzo Coleman, Tenn. Tech (2/8/97)

5 OR MORE OFFENSIVE REBOUNDS >

MT..... 5, Reggie Upshaw vs. Syracuse (3/20/16)
Opponent... 6, Devontae Cacok, UNC Wilmington (11/25/16)

10 OR MORE DEFENSIVE REBOUNDS >

MT..... 11, JaCorey Williams at VCU (12/17/16)
Opponent..... 13, Evan Bradds, Belmont (12/14/16)

10 OR MORE ASSISTS >

MT..... 10, Tweety Knight at Ole Miss (12/14/13)
Opponent... 12, Denzel Valentine, Michigan State (3/18/16)

5 OR MORE BLOCKS >

MT..... Shawn Jones vs. Tulane (2/13/14)
Opponent..... 6, Tyler Lydon, Syracuse (3/20/16)

5 OR MORE STEALS >

MT..... 6, Giddy Potts vs. Georgia State (12/21/16)
Opponent..... 5, Jon Davis, Charlotte (3/10/16)

CONSECUTIVE 20-POINT GAMES >

MT..... JaCorey Williams vs.
..... Toldeo (11/26/16) and Evansville (11/27/16)

TWO CONSECUTIVE 10-REBOUND GAMES >

MT..... JaCorey Williams vs.
..... Belmont (12/14/16) and VCU (12/17/16)

THREE CONSECUTIVE 10-REBOUND GAMES >

MT..... JaCorey Williams vs.
.... Vanderbilt (12/8/16), Belmont (12/14/16) and VCU (12/17/16)

TWO CONSECUTIVE DOUBLE-DOUBLES >

MT..... JaCorey Williams vs.
..... Belmont (12/14/16) and VCU (12/17/16)

THREE CONSECUTIVE DOUBLE-DOUBLES >

MT..... JaCorey Williams vs.
.... Vanderbilt (12/8/16), Belmont (12/14/16) and VCU (12/17/16)



O >> TYRIK DIXON

G // Fr. // 6-1 // 183

Bentonville, Ark. // Southwest Christian Academy

DIXON NOTEBOOK

- ♦ Scored a career-high 12 points at VCU in 36 minutes
- ♦ Hit a pair of 3-pointers down the stretch in the road win at Belmont
- ♦ Had a career best six rebounds in the win against Vandy
- ♦ Helped ice the win at Ole Miss with five points in the final four minutes, including a 3-of-3 mark from the free throw line
- ♦ Had career highs in steals (3) and rebounds (3) against UNC Wilmington
- ♦ Notched his first points as a Blue Raider against Toledo and finished with 11 to go along with four assists, two steals and two rebounds
- ♦ Earned the start in his first career regular season game as a Blue Raider, dishing out three assists against Milligan
- ♦ Started at point guard for the Blue Raiders in the exhibition contest against North Alabama, scoring nine points on a 3-of-5 effort from behind the arc

- ♦ Averaged 20 points per game and added 10 assists and seven rebounds per outing as a senior at Southwest Christian Academy
- ♦ Team MVP and NACA First Team All-American as a senior

SEASON HIGHS

Points..... 12 at VCU (12/17/16)
 Field Goals..... 5 vs. Toledo (11/22/16)
 3-PT Field Goals2 at Belmont (12/14/16)
 Free Throws..... 3 (three times)
 Rebounds..... 6 vs. Vanderbilt (12/8/16)
 Assists..... 4 vs. Toledo (11/22/16)
 Blocks.....
 Steals 3 vs. UNCW (11/25/16)
 Minutes..... 36 at VCU (12/17/16)

CAREER HIGHS

Points..... 12 at VCU (12/17/16)
 Field Goals..... 5 vs. Toledo (11/22/16)
 3-PT Field Goals2 at Belmont (12/14/16)
 Free Throws..... 3 (three times)
 Rebounds..... 6 vs. Vanderbilt (12/8/16)
 Assists..... 4 vs. Toledo (11/22/16)
 Blocks.....
 Steals 3 vs. UNCW (11/25/16)
 Minutes..... 36 at VCU (12/17/16)

SUPERLATIVES

	Season	Career
10+ Point Games	2	2
20+ Point Games	0	0
10+ Rebound Games	0	0
Double-Doubles	0	0

DIXON GAME-BY-GAME

Date	Opponent	Min	FG	3FG	FT	O-D-T	PF	A	TO	B	S	TP
11/11	Milligan	*17	0-3	0-2	0-0	0-1-1	2	3	1	0	1	0
11/15	Murray State	*11	0-4	0-2	0-0	1-0-1	0	1	0	0	0	0
11/19	Tennessee State	3	0-1	0-1	0-0	0-0-0	1	0	0	0	0	0
11/22	Toledo	*23	5-8	1-1	0-0	1-1-2	2	4	2	0	2	11
11/25	vs. UNC Wilmington	*27	1-3	0-1	3-4	0-3-3	0	1	3	0	3	5
11/26	vs. Toledo	*18	0-0	0-0	0-1	0-0-0	1	0	0	0	0	0
11/27	vs. Evansville	*20	2-7	1-3	0-0	0-0-0	1	2	1	0	1	5
11/30	at Ole Miss	*8	1-6	0-1	3-3	0-1-1	1	0	0	0	0	5
12/3	at South Alabama	*21	0-1	0-0	1-2	0-2-2	1	3	3	0	1	1
12/8	Vanderbilt	*23	1-4	0-1	0-0	1-5-6	1	2	3	0	1	2
12/14	at Belmont	*21	2-5	2-4	0-0	0-3-3	3	2	0	0	2	6
12/17	at VCU	*36	4-7	1-2	3-6	0-1-1	4	3	2	0	0	12
12/21	Georgia State	*21	0-2	0-1	0-0	0-2-2	1	3	2	0	1	0
1/1	UAB											
1/5	at Rice											
1/7	at North Texas											
1/12	Marshall											
1/14	WKU											
1/19	at FIU											
1/21	at Florida Atlantic											
1/26	Southern Miss											
1/28	LA Tech											
2/2	at UTSA											
2/4	at UTEP											
2/9	Old Dominion											
2/11	Charlotte											
2/16	at WKU											
2/18	at Marshall											
2/26	at UAB											
3/2	FIU											
3/4	Florida Atlantic											

DIXON OVERALL CAREER STATS

Year	GP-GS	Min	Avg	FG-A	Pct	3FG-A	Pct	FT-A	Pct	Off-Def-Tot	Avg	PF-FO	A	TO	Blk	Stl	Pts	Avg
2016-17	13-12	249	19.2	16-51	.314	5-19	.263	10-16	.625	3-19-22	1.7	18-0	24	17	0	12	47	3.6

DIXON C-USA CAREER STATS

Year	GP-GS	Min	Avg	FG-A	Pct	3FG-A	Pct	FT-A	Pct	Off-Def-Tot	Avg	PF-FO	A	TO	Blk	Stl	Pts	Avg
2016-17	0-0	0	0.0	0-0	.000	0-0	.000	0-0	.000	0-0-0	0.0	0-0	0	0	0	0	0	0.0



1 >> BRANDON WALTERS

F // R-Jr. // 6-10 // 262

Chattanooga, Tenn. // Walters State CC // Howard HS

WALTERS NOTEBOOK

- ♦ Had an eight point, six rebound effort at South Alabama in just 17 minutes off the bench
- ♦ Scored in double digits in his career debut, notching 11 points and seven rebounds in 15 minutes off the bench
- ♦ Played 15 minutes off the bench in MT's exhibition contest against UNA, coming up with eight rebounds and tallying six points
- ♦ Totaled 13.4 points and 8.1 rebounds per game as a sophomore at Walters State despite playing just 18.8 minutes per contest

SEASON HIGHS

Points..... 11 vs. Milligan (11/11/16)
 Field Goals..... 5 vs. Milligan (11/11/16)
 3-PT Field Goals
 Free Throws..... 3 vs. Toledo (11/26/16)
 Rebounds..... 7 vs. Milligan (11/11/16)
 Assists 1 (twice)
 Blocks..... 1 (four times)
 Steals 1 (three times)
 Minutes..... 17 vs. South Alabama (12/3/16)

CAREER HIGHS

Points..... 11 vs. Milligan (11/11/16)
 Field Goals..... 5 vs. Milligan (11/11/16)
 3-PT Field Goals
 Free Throws..... 3 vs. Toledo (11/26/16)
 Rebounds..... 7 vs. Milligan (11/11/16)
 Assists 1 (twice)
 Blocks..... 1 (four times)
 Steals 1 (three times)
 Minutes..... 17 vs. South Alabama (12/3/16)

SUPERLATIVES

	Season	Career
10+ Point Games	1	1
20+ Point Games	0	0
10+ Rebound Games	0	0
Double-Doubles	0	0

WALTERS GAME-BY-GAME


Date	Opponent	Min	FG	3FG	FT	O-D-T	PF	A	TO	B	S	TP
11/11	Milligan	15	5-8	0-0	1-2	4-3-7	1	0	0	0	1	11
11/15	Murray State	6	1-1	0-0	0-1	2-1-3	3	0	2	1	0	2
11/19	Tennessee State	4	0-0	0-0	0-0	0-0-0	4	0	3	0	0	0
11/22	Toledo	11	1-5	0-0	0-0	3-0-3	1	0	2	0	1	2
11/25	vs. UNC Wilmington	8	0-1	0-0	1-2	3-0-3	3	0	1	0	0	1
11/26	vs. Toledo	9	1-3	0-0	3-4	0-1-1	1	0	0	1	0	5
11/27	vs. Evansville	2	0-2	0-0	0-0	0-0-0	0	0	0	0	0	0
11/30	at Ole Miss					- DNP -						
12/3	at South Alabama	17	4-6	0-0	0-0	2-4-6	5	0	2	0	1	8
12/8	Vanderbilt	10	1-4	0-0	0-0	1-1-2	1	1	0	1	0	2
12/14	at Belmont	4	0-0	0-0	0-0	1-1-2	0	0	1	0	0	0
12/17	at VCU	7	0-0	0-0	2-3	1-3-4	2	0	1	1	0	2
12/21	Georgia State	5	0-1	0-0	0-0	1-0-1	0	1	1	0	0	0
1/1	UAB											
1/5	at Rice											
1/7	at North Texas											
1/12	Marshall											
1/14	WKU											
1/19	at FIU											
1/21	at Florida Atlantic											
1/26	Southern Miss											
1/28	LA Tech											
2/2	at UTSA											
2/4	at UTEP											
2/9	Old Dominion											
2/11	Charlotte											
2/16	at WKU											
2/18	at Marshall											
2/26	at UAB											
3/2	FIU											
3/4	Florida Atlantic											

WALTERS OVERALL CAREER STATS

Year	GP-GS	Min	Avg	FG-A	Pct	3FG-A	Pct	FT-A	Pct	Off-Def-Tot	Avg	PF-FO	A	TO	Blk	Stl	Pts	Avg
2016-17	12-0	98	8.2	13-31	.419	0-0	.000	7-12	.583	18-14-32	2.7	21-1	2	13	4	3	33	2.8

WALTERS C-USA CAREER STATS

Year	GP-GS	Min	Avg	FG-A	Pct	3FG-A	Pct	FT-A	Pct	Off-Def-Tot	Avg	PF-FO	A	TO	Blk	Stl	Pts	Avg
2016-17	0-0	0	0.0	0-0	.000	0-0	.000	0-0	.000	0-0-0	0.0	0-0	0	0	0	0	0	0.0



2 >> ANTWAIN JOHNSON

G // So. // 6-2 // 194

Malone, Fla. // Chipola College // Malone HS

JOHNSON NOTEBOOK

- ◆ Scored nine points and went 4-for-4 from the line against Georgia State
- ◆ Notched his second career double-digit performance at Belmont, totaling 10 points and adding four rebounds, an assist and a block
- ◆ Logged six points, two assists and a steal in 21 minutes against Tennessee State
- ◆ Broke out for 17 points in his career debut against Milligan
- ◆ Came off the bench against North Alabama to provide six points on 6-of-6 free throws, four rebounds and two steals
- ◆ Averaged 15.9 points per game in his lone season at Chipola
- ◆ Added 3.1 rebounds, 1.8 assists and one steal per contest

SEASON HIGHS

Points..... 17 vs. Milligan (11/11/16)
 Field Goals..... 4 vs. Milligan (11/11/16)
 3-PT Field Goals2 at Belmont (12/14/16)
 Free Throws..... 8 vs. Milligan (11/11/16)
 Rebounds..... 4 vs. Milligan (11/11/16)
 Assists..... 2 (three times)
 Blocks..... 1 (twice)
 Steals 1 (four times)
 Minutes..... 21 (twice)

CAREER HIGHS

Points..... 17 vs. Milligan (11/11/16)
 Field Goals..... 4 vs. Milligan (11/11/16)
 3-PT Field Goals2 at Belmont (12/14/16)
 Free Throws..... 8 vs. Milligan (11/11/16)
 Rebounds..... 4 vs. Milligan (11/11/16)
 Assists..... 2 (three times)
 Blocks..... 1 (twice)
 Steals 1 (four times)
 Minutes..... 21 (twice)

SUPERLATIVES

	Season	Career
10+ Point Games	2	2
20+ Point Games	0	0
10+ Rebound Games	0	0
Double-Doubles	0	0

JOHNSON GAME-BY-GAME

Date	Opponent	Min	FG	3FG	FT	O-D-T	PF	A	TO	B	S	TP
11/11	Milligan	17	4-8	1-2	8-12	1-3-4	2	2	1	0	0	17
11/15	Murray State	9	1-3	0-2	0-0	0-0-0	2	0	0	0	0	2
11/19	Tennessee State	21	2-5	1-3	1-2	0-0-0	1	2	1	0	1	6
11/22	Toledo	20	2-5	0-2	0-0	0-2-2	2	2	0	0	1	4
11/25	vs. UNC Wilmington	8	0-1	0-1	0-2	0-1-1	2	0	0	0	1	0
11/26	vs. Toledo	9	0-1	0-1	0-0	0-1-1	2	0	1	0	0	0
11/27	vs. Evansville	13	0-2	0-1	3-5	0-0-0	2	1	0	0	1	3
11/30	at Ole Miss	8	1-3	0-0	0-0	0-0-0	2	1	1	0	0	2
12/3	at South Alabama	6	0-3	0-1	0-0	0-0-0	1	0	1	0	0	0
12/8	Vanderbilt	9	0-4	0-3	3-4	1-1-2	0	0	0	0	0	3
12/14	at Belmont	17	3-10	2-3	2-2	2-2-4	1	1	0	1	0	10
12/17	at VCU	10	0-2	0-0	0-0	0-0-0	2	1	1	0	0	0
12/21	Georgia State	21	2-5	1-3	4-4	0-1-1	2	0	0	1	1	9
1/1	UAB											
1/5	at Rice											
1/7	at North Texas											
1/12	Marshall											
1/14	WKU											
1/19	at FIU											
1/21	at Florida Atlantic											
1/26	Southern Miss											
1/28	LA Tech											
2/2	at UTSA											
2/4	at UTEP											
2/9	Old Dominion											
2/11	Charlotte											
2/16	at WKU											
2/18	at Marshall											
2/26	at UAB											
3/2	FIU											
3/4	Florida Atlantic											

JOHNSON OVERALL CAREER STATS

Year	GP-GS	Min	Avg	FG-A	Pct	3FG-A	Pct	FT-A	Pct	Off-Def-Tot	Avg	PF-FO	A	TO	Blk	Stl	Pts	Avg
2016-17	13-0	168	12.9	15-52	.288	5-22	.227	21-31	.677	4-11-15	1.2	21-0	10	6	2	5	56	4.3

JOHNSON C-USA CAREER STATS

Year	GP-GS	Min	Avg	FG-A	Pct	3FG-A	Pct	FT-A	Pct	Off-Def-Tot	Avg	PF-FO	A	TO	Blk	Stl	Pts	Avg
2016-17	0-0	0	0.0	0-0	.000	0-0	.000	0-0	.000	0-0-0	0.0	0-0	0	0	0	0	0	0.0



4 >> XAVIER HABERSHAM

G // R-Sr. // 6-6 // 208

Dublin, Ga. // Hill College // East Laurens HS

HABERSHAM NOTEBOOK

- ◆ 3-of-3 from the floor at South Alabama for seven points and added three boards and a pair of assists
- ◆ Went 2-of-2 from three at Ole Miss and totaled eight points and three rebounds
- ◆ Had eight points and a season-high four rebounds against UNCW
- ◆ Perfect from the field (4-4) and the 3-point arc (3-3) for a career-high 12 points against Murray State
- ◆ Scored five points and pulled down four boards in the exhibition against North Alabama
- ◆ Played in 34 of 35 contests a season ago, averaging 3.1 points and 1.5 rebounds

SEASON HIGHS

Points..... 12 vs. Murray State (11/15/16)
Field Goals..... 4 vs. Murray State (11/15/16)
3-PT Field Goals . 3 vs. Murray State (11/15/16)
Free Throws..... 2 vs. UNCW (11/25/16)
Rebounds..... 4 vs. UNCW (11/25/16)
Assists..... 2 (twice)
Blocks.....
Steals 1 (five times)
Minutes..... 33 vs. Toledo (11/26/16)

CAREER HIGHS

Points..... 12 vs. Murray State (11/15/16)
Field Goals..... 5 at FAU (3/3/16)
3-PT Field Goals 3 (three times)
Free Throws..... 4 vs. Marshall (3/11/16)
Rebounds..... 5 at FAU (3/3/16)
Assists 2 (three times)
Blocks..... 2 vs. Trevecca (12/30/15)
Steals 1 (eight times)
Minutes..... 33 vs. Toledo (11/26/16)

SUPERLATIVES

	Season	Career
10+ Point Games	1	2
20+ Point Games	0	0
10+ Rebound Games	0	0
Double-Doubles	0	0

HABERSHAM GAME-BY-GAME

Date	Opponent	Min	FG	3FG	FT	O-D-T	PF	A	TO	B	S	TP
11/11	Milligan	15	1-1	1-1	0-0	0-1-1	0	0	2	0	0	3
11/15	Murray State	22	4-4	3-3	1-3	1-1-2	1	1	2	0	0	12
11/19	Tennessee State	22	1-4	0-3	0-0	0-0-0	2	1	1	0	0	2
11/22	Toledo	11	1-2	1-1	0-0	0-3-3	0	0	0	0	1	3
11/25	vs. UNC Wilmington	24	2-2	2-2	2-2	1-3-4	3	1	0	0	1	8
11/26	vs. Toledo	33	2-2	0-0	1-1	0-0-0	3	2	0	0	0	5
11/27	vs. Evansville	14	0-0	0-0	0-1	0-0-0	4	0	1	0	0	0
11/30	at Ole Miss	23	3-4	2-2	0-0	0-3-3	4	1	2	0	1	8
12/3	at South Alabama	20	3-3	1-1	0-0	1-2-3	0	2	0	0	1	7
12/8	Vanderbilt	21	2-5	2-3	0-0	0-1-1	1	0	0	0	0	6
12/14	at Belmont	19	1-3	0-2	0-0	0-1-1	1	1	0	0	1	2
12/17	at VCU	5	1-3	0-1	0-0	0-1-1	1	0	1	0	0	2
12/21	Georgia State	4	0-0	0-0	0-0	0-0-0	1	0	0	0	0	0
1/1	UAB											
1/5	at Rice											
1/7	at North Texas											
1/12	Marshall											
1/14	WKU											
1/19	at FIU											
1/21	at Florida Atlantic											
1/26	Southern Miss											
1/28	LA Tech											
2/2	at UTSA											
2/4	at UTEP											
2/9	Old Dominion											
2/11	Charlotte											
2/16	at WKU											
2/18	at Marshall											
2/26	at UAB											
3/2	FIU											
3/4	Florida Atlantic											

HABERSHAM OVERALL CAREER STATS

Year	GP-GS	Min	Avg	FG-A	Pct	3FG-A	Pct	FT-A	Pct	Off-Def-Tot	Avg	PF-FO	A	TO	Blk	Stl	Pts	Avg
2015-16	34-2	381	11.2	37-105	.352	22-64	.344	9-17	.529	12-40-52	1.5	44-0	9	13	5	3	105	3.1
2016-17	13-0	233	17.9	21-33	.636	12-19	.632	4-7	.571	3-16-19	1.5	21-0	9	9	0	5	58	4.5
Total	47-2	614	13.1	58-138	.420	34-83	.410	13-24	.542	15-56-71	1.5	65-0	18	22	5	8	163	3.5

HABERSHAM C-USA CAREER STATS

Year	GP-GS	Min	Avg	FG-A	Pct	3FG-A	Pct	FT-A	Pct	Off-Def-Tot	Avg	PF-FO	A	TO	Blk	Stl	Pts	Avg
2015-16	18-0	235	13.1	24-60	.400	14-33	.424	3-6	.500	9-26-35	1.9	23-0	6	8	1	3	65	3.6
2016-17	0-0	0	0.0	0-0	.000	0-0	.000	0-0	.000	0-0-0	0.0	0-0	0	0	0	0	0	0.0
Total	18-0	235	13.1	24-60	.400	14-33	.424	3-6	.500	9-26-35	1.9	23-0	6	8	1	3	65	3.6



11 >> ED SIMPSON

G // Jr. // 6-2 // 195

Ocean Springs, Miss. // St. Martin HS

SIMPSON NOTEBOOK

- ◆ Matched his career best of six assists for the second consecutive outing at Belmont
- ◆ Dished out a career-high six assists against Vanderbilt
- ◆ Made three triples for nine points while adding four boards and four assists at South Alabama
- ◆ Had seven points and a career-high five assists in win at Ole Miss
- ◆ Notched eight points, four rebounds and a block in a win against Evansville
- ◆ Went 4-for-4 from three against Tennessee State
- ◆ Tallied eight points with a pair of triples against Murray and dished out three assists
- ◆ Earned a start in the exhibition against UNA, scoring nine points on a trio of triples and added two assists and a steal
- ◆ Played in 30 contests and made 14 starts as a sophomore before suffering a season-ending ankle injury prior to the postseason

- ◆ Averaged five points and 2.6 assists per contest last season and totaled 54 assists while logging a team-best 2.1 assist-to-turnover ratio

SEASON HIGHS

Points..... 12 vs. Tennessee State (11/19/16)
 Field Goals.... 4 vs. Tennessee State (11/19/16)
 3-PT Field Goals .. 4 vs. Tennessee State (11/19/16)
 Free Throws..... 3 vs. Georgia State (12/21/16)
 Rebounds..... 5 vs. Toledo (11/22/16)
 Assists 6 (twice)
 Blocks..... 1 vs. Evansville (11/27/16)
 Steals 2 (three times)
 Minutes..... 39 vs. Ole Miss (11/30/16)

CAREER HIGHS

Points..... 19 at USM (2/13/16)
 Field Goals..... 5 (three times)
 3-PT Field Goals 5 at USM (2/13/16)
 Free Throws..... 4 (twice)
 Rebounds..... 7 vs. Belmont (12/17/15)
 Assists 6 (twice)
 Blocks..... 1 (six times)
 Steals 3 vs. FIU (1/8/15)
 Minutes..... 39 vs. Ole Miss (11/30/16)

SUPERLATIVES

	Season	Career
10+ Point Games	1	9
20+ Point Games	0	0
10+ Rebound Games	0	0
Double-Doubles	0	0

SIMPSON GAME-BY-GAME

Date	Opponent	Min	FG	3FG	FT	O-D-T	PF	A	TO	B	S	TP
11/11	Milligan	*19	1-4	0-1	0-0	0-2-2	2	1	0	0	0	2
11/15	Murray State	*32	2-3	2-2	2-4	0-3-3	1	3	1	0	0	8
11/19	Tennessee State	*26	4-4	4-4	0-0	0-2-2	1	1	0	0	0	12
11/22	Toledo	*27	3-5	1-3	0-0	0-5-5	3	0	0	0	1	7
11/25	vs. UNC Wilmington	*22	0-1	0-1	0-5	0-2-2	1	3	0	0	1	0
11/26	vs. Toledo	*30	0-2	0-1	2-2	0-2-2	2	2	0	0	2	2
11/27	vs. Evansville	*38	3-5	2-3	0-0	0-4-4	2	1	0	1	0	8
11/30	at Ole Miss	*39	3-7	1-4	0-0	0-1-1	2	5	0	0	1	7
12/3	at South Alabama	*34	3-6	3-6	0-0	1-3-4	3	4	4	0	1	9
12/8	Vanderbilt	*29	1-5	1-5	0-0	0-1-1	1	6	1	0	2	3
12/14	at Belmont	*37	1-3	1-2	0-0	0-1-1	1	6	0	0	0	3
12/17	at VCU	*21	0-2	0-1	0-0	0-0-0	1	3	0	0	0	0
12/21	Georgia State	*26	2-7	2-6	3-4	2-1-3	4	0	0	0	2	9
1/1	UAB											
1/5	at Rice											
1/7	at North Texas											
1/12	Marshall											
1/14	WKU											
1/19	at FIU											
1/21	at Florida Atlantic											
1/26	Southern Miss											
1/28	LA Tech											
2/2	at UTSA											
2/4	at UTEP											
2/9	Old Dominion											
2/11	Charlotte											
2/16	at WKU											
2/18	at Marshall											
2/26	at UAB											
3/2	FIU											
3/4	Florida Atlantic											

SIMPSON OVERALL CAREER STATS

Year	GP-GS	Min	Avg	FG-A	Pct	3FG-A	Pct	FT-A	Pct	Off-Def-Tot	Avg	PF-FO	A	TO	Blk	Stl	Pts	Avg
2014-15	35-9	524	15.0	36-96	.375	23-60	.383	8-17	.471	5-39-44	1.3	34-0	25	18	3	13	103	2.9
2015-16	30-14	651	21.7	51-137	.372	29-85	.341	19-39	.487	12-67-79	2.6	53-1	54	26	2	15	150	5.0
2016-17	13-13	380	29.2	23-54	.426	17-39	.436	7-15	.467	3-27-30	2.3	24-0	35	6	1	10	70	5.4
Total	78-36	1555	19.9	110-287	.383	69-184	.375	34-71	.479	20-133-153	2.0	111-1	114	50	6	38	323	4.1

SIMPSON C-USA CAREER STATS

Year	GP-GS	Min	Avg	FG-A	Pct	3FG-A	Pct	FT-A	Pct	Off-Def-Tot	Avg	PF-FO	A	TO	Blk	Stl	Pts	Avg
2014-15	17-2	232	13.6	14-36	.389	10-26	.385	3-5	.600	4-20-24	1.4	16-0	12	6	1	7	41	2.4
2015-16	18-6	360	20.0	28-80	.350	17-50	.340	9-20	.450	9-40-49	2.7	34-1	31	16	2	8	82	4.6
2016-17	0-0	0	0.0	0-0	.000	0-0	.000	0-0	.000	0-0-0	0.0	0-0	0	0	0	0	0	0.0
Total	35-8	592	16.9	42-116	.362	27-76	.355	12-25	.480	13-60-73	2.1	50-1	43	22	3	15	123	3.5



14 >> CHASE MILLER

G // R-Fr. // 6-0 // 178

Dallas, Texas // Shelton HS

MILLER NOTEBOOK

- ◆ Credited with his first career block against Vanderbilt
- ◆ Notched his first career rebound in win against Milligan
- ◆ Saw action late in the exhibition against UNA, missing his only attempt from long range
- ◆ Redshirted in 2015-16

SEASON HIGHS

Points.....
Field Goals.....
3-PT Field Goals
Free Throws.....
Rebounds..... 1 vs. Milligan (11/11/16)
Assists.....
Blocks..... 1 vs. Vanderbilt (12/8/16)
Steals.....
Minutes..... 2 (twice)

CAREER HIGHS

Points.....
Field Goals.....
3-PT Field Goals
Free Throws.....
Rebounds..... 1 vs. Milligan (11/11/16)
Assists.....
Blocks..... 1 vs. Vanderbilt (12/8/16)
Steals.....
Minutes..... 2 (twice)

SUPERLATIVES

	Season	Career
10+ Point Games	0	0
20+ Point Games	0	0
10+ Rebound Games	0	0
Double-Doubles	0	0

MILLER GAME-BY-GAME

Date	Opponent	Min	FG	3FG	FT	O-D-T	PF	A	TO	B	S	TP
11/11	Milligan	2	0-1	0-1	0-0	0-1-1	0	0	0	0	0	0
11/15	Murray State				- DNP -							
11/19	Tennessee State				- DNP -							
11/22	Toledo	1	0-0	0-0	0-0	0-0-0	0	0	0	0	0	0
11/25	vs. UNC Wilmington				- DNP -							
11/26	vs. Toledo				- DNP -							
11/27	vs. Evansville				- DNP -							
11/30	at Ole Miss				- DNP -							
12/3	at South Alabama				- DNP -							
12/8	Vanderbilt	2	0-0	0-0	0-0	0-0-0	0	0	0	1	0	0
12/14	at Belmont				- DNP -							
12/17	at VCU				- DNP -							
12/21	Georgia State				- DNP -							
1/1	UAB											
1/5	at Rice											
1/7	at North Texas											
1/12	Marshall											
1/14	WKU											
1/19	at FIU											
1/21	at Florida Atlantic											
1/26	Southern Miss											
1/28	LA Tech											
2/2	at UTSA											
2/4	at UTEP											
2/9	Old Dominion											
2/11	Charlotte											
2/16	at WKU											
2/18	at Marshall											
2/26	at UAB											
3/2	FIU											
3/4	Florida Atlantic											

MILLER OVERALL CAREER STATS

Year	GP-GS	Min	Avg	FG-A	Pct	3FG-A	Pct	FT-A	Pct	Off-Def-Tot	Avg	PF-FO	A	TO	Blk	Stl	Pts	Avg
2016-17	3-0	5	1.7	0-1	.000	0-1	.000	0-0	.000	0-1-1	0.3	0-0	0	0	1	0	0	0.0

MILLER C-USA CAREER STATS

Year	GP-GS	Min	Avg	FG-A	Pct	3FG-A	Pct	FT-A	Pct	Off-Def-Tot	Avg	PF-FO	A	TO	Blk	Stl	Pts	Avg
2016-17	0-0	0	0.0	0-0	.000	0-0	.000	0-0	.000	0-0-0	0.0	0-0	0	0	0	0	0	0.0

20 >> GIDDY POTTS

G // Jr. // 6-2 // 217

Athens, Ala. // Athens HS

POTTS NOTEBOOK

- ◆ Notched 19 point, six steals and a career-high six assists against Georgia State
- ◆ Tallied his fifth 20-point performance in the last eight outings at VCU, going 5-of-7 from three
- ◆ Was a perfect 6-of-6 from the charity stripe while hitting 3-of-4 trifectas for 17 points at Belmont
- ◆ Scored a season-high 27 points on 10-of-17 shooting with four triples and added nine rebounds
- ◆ Notched 13 points, five rebounds, four assists, two steals and a block at South Alabama
- ◆ Scored a game-high 20 points on 4-of-6 3-pointers in win at Ole Miss
- ◆ Had a season-high 23 points against Toledo
- ◆ Led all scorers with 22 points in the Challenge in Music City opener against UNCW and collected a career-high eight assists to go along with seven rebounds
- ◆ Collected nine points, six rebounds and three steals against Toledo

- ◆ Tallied 16 points and a team-high nine boards in the win against Murray State
- ◆ Scored 12 points and dished out a career-high seven assists against Milligan
- ◆ Led all scorers in the exhibition against UNA with 17 points, going 6-of-9 from the field and 5-of-8 from three
- ◆ Also tied for a game-high eight rebounds and added three assists
- ◆ Led the nation in 3-point percentage (.506) as a sophomore
- ◆ Was the Blue Raiders' leading scorer last season at 14.9 points per game

SEASON HIGHS

Points.....27 vs. Vanderbilt (12/8/16)
Field Goals.....10 vs. Vanderbilt (12/8/16)
3-PT Field Goals5 at VCU (12/17/16)
Free Throws.....6 (twice)
Rebounds.....9 (twice)
Assists.....8 vs. UNCW (11/25/16)
Blocks.....1 (three times)
Steals6 vs. Georgia State (12/21/16)
Minutes.....43 vs. Toledo (11/26/16)

CAREER HIGHS

Points.....29 at Charlotte (1/14/16)
Field Goals.....10 (three times)
3-PT Field Goals8 vs. Marshall (2/19/15)
Free Throws.....6 (three times)
Rebounds.....14 vs. South Alabama (12/5/15)
Assists.....8 vs. UNCW (11/25/16)
Blocks.....1 (16 times)
Steals6 vs. Georgia State (12/21/16)
Minutes.....43 vs. Toledo (11/26/16)

SUPERLATIVES

	Season	Career
10+ Point Games	10	42
20+ Point Games	5	11
10+ Rebound Games	0	2
Double-Doubles	0	2

POTTS GAME-BY-GAME

Date	Opponent	Min	FG	3FG	FT	O-D-T	PF	A	TO	B	S	TP
11/11	Milligan	*28	5-11	2-6	0-0	1-6-7	1	7	0	1	1	12
11/15	Murray State	*28	5-14	1-6	5-5	3-6-9	4	1	0	0	2	16
11/19	Tennessee State	*26	2-8	0-3	1-4	0-3-3	4	1	3	0	1	5
11/22	Toledo	*27	4-6	0-1	1-2	0-6-6	0	1	1	0	3	9
11/25	vs. UNC Wilmington	*34	9-13	2-4	2-2	0-7-7	2	8	1	0	3	22
11/26	vs. Toledo	*43	8-16	3-6	4-6	0-7-7	4	2	0	0	0	23
11/27	vs. Evansville	*24	3-5	2-4	0-0	0-3-3	3	2	2	0	2	8
11/30	at Ole Miss	*35	7-9	4-6	2-2	0-2-2	3	4	1	1	0	20
12/3	at South Alabama	*34	4-10	3-7	2-2	1-4-5	2	4	1	1	2	13
12/8	Vanderbilt	*34	10-17	4-9	3-3	1-8-9	2	1	0	0	3	27
12/14	at Belmont	*22	4-7	3-4	6-6	0-2-2	3	0	1	0	0	17
12/17	at VCU	*37	7-11	5-7	6-8	1-6-7	2	1	3	0	1	25
12/21	Georgia State	*34	8-20	2-11	1-3	0-6-6	4	0	4	1	6	19
1/1	UAB											
1/5	at Rice											
1/7	at North Texas											
1/12	Marshall											
1/14	WKU											
1/19	at FIU											
1/21	at Florida Atlantic											
1/26	Southern Miss											
1/28	LA Tech											
2/2	at UTSA											
2/4	at UTEP											
2/9	Old Dominion											
2/11	Charlotte											
2/16	at WKU											
2/18	at Marshall											
2/26	at UAB											
3/2	FIU											
3/4	Florida Atlantic											

POTTS OVERALL CAREER STATS

Year	GP-GS	Min	Avg	FG-A	Pct	3FG-A	Pct	FT-A	Pct	Off-Def-Tot	Avg	PF-FO	A	TO	Blk	Stl	Pts	Avg
2014-15	36-21	649	18.0	80-213	.376	46-122	.377	31-41	.756	10-88-98	2.7	64-3	31	40	4	26	237	6.6
2015-16	28-27	812	29.0	139-282	.493	79-156	.506	61-80	.763	26-124-150	5.4	84-3	36	31	10	30	418	14.9
2016-17	13-13	406	31.2	76-147	.517	31-74	.419	33-43	.767	7-66-73	5.6	34-0	32	17	4	24	216	16.6
Total	77-61	1867	24.2	295-642	.460	156-352	.443	125-164	.762	43-278-321	4.2	182-6	99	88	18	80	871	11.3

POTTS C-USA CAREER STATS

Year	GP-GS	Min	Avg	FG-A	Pct	3FG-A	Pct	FT-A	Pct	Off-Def-Tot	Avg	PF-FO	A	TO	Blk	Stl	Pts	Avg
2014-15	18-11	390	21.7	62-147	.422	33-81	.407	21-29	.724	6-51-57	3.2	43-3	17	30	2	17	178	9.9
2015-16	14-14	395	28.2	73-159	.459	43-87	.494	23-36	.639	17-53-70	5.0	43-1	16	8	4	19	212	15.1
2016-17	0-0	0	0.0	0-0	.000	0-0	.000	0-0	.000	0-0-0	0.0	0-0	0	0	0	0	0	0.0
Total	32-25	785	24.5	135-306	.441	76-168	.452	44-65	.677	23-104-127	4.0	86-4	33	38	6	36	390	12.2



22 >> JACOREY WILLIAMS

F // R-Sr. // 6-8 // 220

Birmingham, Ala. // Arkansas // Central Park Christian

WILLIAMS NOTEBOOK

- ◆ Held under 10 points for the first time all season in loss against Georgia State
- ◆ Went for his third consecutive double-double at VCU with 17 points and a career-high 14 rebounds
- ◆ Became the first Raider since Shawn Jones to record back-to-back double-doubles with his 18-point, 11-rebound performance at Belmont
- ◆ Tallied his second double-double with a 13 point, 10 rebound performance against Vanderbilt
- ◆ Had a game-high 16 points and brought down seven boards at South Alabama
- ◆ Named the Challenge in Music City MVP, averaging 24.0 ppg and 7.3 rpg in the three-game tournament and was subsequently named C-USA Player of the Week
- ◆ Notched his first double-double as a Blue Raider with 25 points and a career-high 10 rebounds against Evansville
- ◆ Scored a career-high 31 points against Toledo on 12-of-17 shooting

- ◆ Collected a team-high 18 points and tied for a team-high six rebounds while adding three assists against Toledo
- ◆ Tallied a team-high 18 points and tied for a team-high six rebounds in just 20 minutes against TSU
- ◆ Led the Blue Raiders with 22 points in the win against Murray, giving him back-to-back 20-point games
- ◆ Had a 21-point outing in his Blue Raider debut against Milligan
- ◆ Started in the post against North Alabama, racking up 14 points, six rebounds and a game-high five assists
- ◆ Sat out in 2015-16 after transferring from Arkansas

SEASON HIGHS

Points..... 31 vs. Toledo (11/26/16)
 Field Goals..... 12 vs. Toledo (11/26/16)
 3-PT Field Goals 1 (twice)
 Free Throws..... 7 vs. Toledo (11/26/16)
 Rebounds..... 11 at VCU (12/17/16)
 Assists..... 5 at Belmont (12/14/16)
 Blocks..... 1 (four times)
 Steals 3 vs. Tennessee State (11/19/16)
 Minutes..... 39 vs. UNCW (11/25/16)

CAREER HIGHS

Points..... 31 vs. Toledo (11/26/16)
 Field Goals..... 12 vs. Toledo (11/26/16)
 3-PT Field Goals 1 (twice)
 Free Throws..... 7 vs. Toledo (11/26/16)
 Rebounds..... 11 at VCU (12/17/16)
 Assists..... 5 at Belmont (12/14/16)
 Blocks..... 1 (four times)
 Steals 3 vs. Tennessee State (11/19/16)
 Minutes..... 39 vs. UNCW (11/25/16)

SUPERLATIVES

	Season	Career
10+ Point Games	12	12
20+ Point Games	4	4
10+ Rebound Games	4	4
Double-Doubles	4	4

WILLIAMS GAME-BY-GAME


Date	Opponent	Min	FG	3FG	FT	O-D-T	PF	A	TO	B	S	TP
11/11	Milligan	*23	9-16	0-1	3-3	3-2-5	0	1	2	1	0	21
11/15	Murray State	*27	9-16	0-1	4-4	0-2-2	2	1	1	0	0	22
11/19	Tennessee State	*20	8-15	1-3	1-2	3-3-6	2	1	1	0	3	18
11/22	Toledo	*22	9-13	0-0	0-0	3-3-6	2	3	3	1	0	18
11/25	vs. UNC Wilmington	*39	8-12	0-0	0-2	0-5-5	1	0	4	0	1	16
11/26	vs. Toledo	*35	12-17	0-0	7-11	0-7-7	4	1	2	1	2	31
11/27	vs. Evansville	*36	11-18	0-0	3-5	3-7-10	1	4	4	0	2	25
11/30	at Ole Miss	*28	4-9	0-0	2-3	0-4-4	2	2	0	0	1	10
12/3	at South Alabama	*17	7-11	0-0	2-2	2-5-7	3	1	2	0	0	16
12/8	Vanderbilt	*31	6-9	0-0	1-2	0-10-10	2	0	1	0	1	13
12/14	at Belmont	*32	8-17	0-0	2-2	2-9-11	1	5	1	1	2	18
12/17	at VCU	*31	7-18	1-2	2-4	3-11-14	4	2	3	0	0	17
12/21	Georgia State	*33	3-10	0-3	3-4	0-5-5	2	4	1	0	0	9
1/1	UAB											
1/5	at Rice											
1/7	at North Texas											
1/12	Marshall											
1/14	WKU											
1/19	at FIU											
1/21	at Florida Atlantic											
1/26	Southern Miss											
1/28	LA Tech											
2/2	at UTSA											
2/4	at UTEP											
2/9	Old Dominion											
2/11	Charlotte											
2/16	at WKU											
2/18	at Marshall											
2/26	at UAB											
3/2	FIU											
3/4	Florida Atlantic											

WILLIAMS OVERALL CAREER STATS

Year	GP-GS	Min	Avg	FG-A	Pct	3FG-A	Pct	FT-A	Pct	Off-Def-Tot	Avg	PF-FO	A	TO	Blk	Stl	Pts	Avg
2016-17	13-13	374	28.8	101-181	.558	2-10	.200	30-44	.682	19-73-92	7.1	26-0	25	25	4	12	234	18.0

WILLIAMS C-USA CAREER STATS

Year	GP-GS	Min	Avg	FG-A	Pct	3FG-A	Pct	FT-A	Pct	Off-Def-Tot	Avg	PF-FO	A	TO	Blk	Stl	Pts	Avg
2016-17	0-0	0	0.0	0-0	.000	0-0	.000	0-0	.000	0-0-0	0.0	0-0	0	0	0	0	0	0.0



24 >> QUAVIUS COPELAND

G // Jr. // 6-1 // 178

Greenville, S.C. // Gulf Coast State // Southside HS

COPELAND NOTEBOOK

- ♦ Scored six points off the bench against Toledo
- ♦ Notched three points and three assists against Milligan
- ♦ Pulled down three boards and dished out two assists in 19 minutes against UNA
- ♦ Earned eight starts as a sophomore and averaged 4.7 points per game while tallying 63 assists on the year

SEASON HIGHS

Points..... 6 vs. Toledo (11/22/16)
 Field Goals..... 2 vs. Toledo (11/22/16)
 3-PT Field Goals 1 (three times)
 Free Throws..... 2 (twice)
 Rebounds..... 2 vs. Toledo (11/22/16)
 Assists..... 3 vs. Milligan (11/11/16)
 Blocks..... 1 vs. UNCW (11/25/16)
 Steals 1 vs. UNCW (11/25/16)
 Minutes..... 15 vs. Milligan (11/11/16)

CAREER HIGHS

Points..... 16 at Marshall (1/28/16)
 Field Goals..... 8 at Marshall (1/28/16)
 3-PT Field Goals 1 (14 times)
 Free Throws..... 4 (twice)
 Rebounds..... 4 vs. Auburn (12/12/15)
 Assists..... 6 vs. North Texas (1/21/16)
 Blocks..... 1 vs. UNCW (11/25/16)
 Steals 2 (twice)
 Minutes..... 25 vs. South Dakota St. (12/27/15)

SUPERLATIVES

	Season	Career
10+ Point Games	0	4
20+ Point Games	0	0
10+ Rebound Games	0	0
Double-Doubles	0	0

COPELAND GAME-BY-GAME

Date	Opponent	Min	FG	3FG	FT	O-D-T	PF	A	TO	B	S	TP
11/11	Milligan	15	1-3	1-3	0-0	0-0-0	1	3	0	0	0	3
11/15	Murray State	14	1-2	0-1	0-0	0-1-1	1	1	2	0	0	2
11/19	Tennessee State	12	1-2	1-1	0-0	0-1-1	2	1	1	0	0	3
11/22	Toledo	13	2-2	0-0	2-4	0-2-2	1	1	0	0	0	6
11/25	vs. UNC Wilmington	9	0-2	0-0	2-2	0-0-0	0	1	3	1	1	2
11/26	vs. Toledo	5	0-0	0-0	0-0	0-1-1	1	0	0	0	0	0
11/27	vs. Evansville	4	0-0	0-0	0-0	0-1-1	1	1	0	0	0	0
11/30	at Ole Miss				- DNP -							
12/3	at South Alabama	2	0-0	0-0	0-1	0-0-0	1	0	0	0	0	0
12/8	Vanderbilt	2	0-0	0-0	0-0	0-0-0	0	0	0	0	0	0
12/14	at Belmont	2	0-1	0-1	0-0	0-0-0	0	0	0	0	0	0
12/17	at VCU				- DNP -							
12/21	Georgia State	11	1-1	1-1	0-0	0-0-0	0	0	1	0	0	3
1/1	UAB											
1/5	at Rice											
1/7	at North Texas											
1/12	Marshall											
1/14	WKU											
1/19	at FIU											
1/21	at Florida Atlantic											
1/26	Southern Miss											
1/28	LA Tech											
2/2	at UTSA											
2/4	at UTEP											
2/9	Old Dominion											
2/11	Charlotte											
2/16	at WKU											
2/18	at Marshall											
2/26	at UAB											
3/2	FIU											
3/4	Florida Atlantic											

COPELAND OVERALL CAREER STATS

Year	GP-GS	Min	Avg	FG-A	Pct	3FG-A	Pct	FT-A	Pct	Off-Def-Tot	Avg	PF-FO	A	TO	Blk	Stl	Pts	Avg
2015-16	35-8	524	15.0	66-158	.418	11-46	.239	22-34	.647	2-30-32	0.9	41-0	63	53	0	13	165	4.7
2016-17	11-0	89	8.1	6-13	.462	3-7	.429	4-7	.571	0-6-6	0.5	8-0	8	7	1	1	19	1.7
Total	46-8	613	13.3	72-171	.421	14-53	.264	26-41	.634	2-36-38	0.8	49-0	71	60	1	14	184	4.0

COPELAND C-USA CAREER STATS

Year	GP-GS	Min	Avg	FG-A	Pct	3FG-A	Pct	FT-A	Pct	Off-Def-Tot	Avg	PF-FO	A	TO	Blk	Stl	Pts	Avg
2015-16	18-2	249	13.8	33-77	.429	5-20	.250	9-10	.900	0-13-13	0.7	22-0	32	17	0	4	80	4.4
2016-17	0-0	0	0.0	0-0	.000	0-0	.000	0-0	.000	0-0-0	0.0	0-0	0	0	0	0	0	0.0
Total	18-2	249	13.8	33-77	.429	5-20	.250	9-10	.900	0-13-13	0.7	22-0	32	17	0	4	80	4.4



25 >> KARL GAMBLE

F // So. // 6-9 // 228

Columbia, S.C. // A.C. Flora HS

GAMBLE NOTEBOOK

- ♦ Logged two blocks for the second consecutive game against Toledo
- ♦ Had his first multi-block and multi-steal game of his career in his first ever start against Tennessee State
- ♦ Notched four points and four rebounds in just seven minutes off the bench against Murray State
- ♦ Tallied his first career double-digit outing in the season-opening win against Milligan
- ♦ Came off the bench for five points, two rebounds and two steals against North Alabama
- ♦ Played in 32 games as a true freshman, averaging 0.9 points and 1.1 rebounds in limited action

SEASON HIGHS

Points..... 10 vs. Milligan (11/11/16)
 Field Goals..... 3 vs. Milligan (11/11/16)
 3-PT Field Goals
 Free Throws..... 4 vs. Milligan (11/11/16)
 Rebounds..... 4 vs. Murray State (11/15/16)
 Assists..... 2 vs. Milligan (11/11/16)
 Blocks..... 2 (twice)
 Steals 2 vs. Tennessee State (11/19/16)
 Minutes..... 12 vs. Tennessee State (11/19/16)

CAREER HIGHS

Points..... 10 vs. Milligan (11/11/16)
 Field Goals..... 3 (twice)
 3-PT Field Goals
 Free Throws..... 4 vs. Milligan (11/11/16)
 Rebounds..... 5 vs. South Alabama (12/5/15)
 Assists..... 2 vs. Milligan (11/11/16)
 Blocks..... 2 (twice)
 Steals 2 vs. Tennessee State (11/19/16)
 Minutes..... 14 vs. South Alabama (12/5/15)

SUPERLATIVES

	Season	Career
10+ Point Games	1	1
20+ Point Games	0	0
10+ Rebound Games	0	0
Double-Doubles	0	0

GAMBLE GAME-BY-GAME

Date	Opponent	Min	FG	3FG	FT	O-D-T	PF	A	TO	B	S	TP
11/11	Milligan	11	3-3	0-0	4-7	1-1-2	1	2	0	1	0	10
11/15	Murray State	8	2-4	0-0	0-0	2-2-4	1	1	0	0	0	4
11/19	Tennessee State	*12	1-3	0-0	0-2	0-1-1	2	0	0	2	2	2
11/22	Toledo	10	1-4	0-0	0-0	0-1-1	3	0	0	2	0	2
11/25	vs. UNC Wilmington	7	0-0	0-0	2-4	1-0-1	1	0	1	0	0	2
11/26	vs. Toledo	2	0-2	0-0	0-0	0-1-1	3	0	0	0	0	0
11/27	vs. Evansville	10	1-1	0-0	1-1	1-2-3	1	0	0	0	0	3
11/30	at Ole Miss	9	1-4	0-0	0-0	0-2-2	2	0	0	0	0	2
12/3	at South Alabama	2	0-1	0-1	0-0	0-0-0	0	0	0	1	0	0
12/8	Vanderbilt	2	0-1	0-1	1-2	0-0-0	2	0	0	0	0	1
12/14	at Belmont	3	0-0	0-0	0-2	0-0-0	0	0	0	0	0	0
12/17	at VCU					- DNP -						
12/21	Georgia State	5	0-0	0-0	0-0	0-1-1	0	0	0	0	0	0
1/1	UAB											
1/5	at Rice											
1/7	at North Texas											
1/12	Marshall											
1/14	WKU											
1/19	at FIU											
1/21	at Florida Atlantic											
1/26	Southern Miss											
1/28	LA Tech											
2/2	at UTSA											
2/4	at UTEP											
2/9	Old Dominion											
2/11	Charlotte											
2/16	at WKU											
2/18	at Marshall											
2/26	at UAB											
3/2	FIU											
3/4	Florida Atlantic											

GAMBLE OVERALL CAREER STATS

Year	GP-GS	Min	Avg	FG-A	Pct	3FG-A	Pct	FT-A	Pct	Off-Def-Tot	Avg	PF-FO	A	TO	Blk	Stl	Pts	Avg
2015-16	32-0	136	4.3	10-30	.333	0-0	.000	10-23	.435	13-21-34	1.1	28-0	0	8	5	1	30	0.9
2016-17	12-1	81	6.8	9-23	.391	0-2	.000	8-18	.444	5-11-16	1.3	16-0	3	1	6	2	26	2.2
Total	44-1	217	4.9	19-53	.358	0-2	.000	18-41	.439	18-32-50	1.1	44-0	3	9	11	3	56	1.3

GAMBLE C-USA CAREER STATS

Year	GP-GS	Min	Avg	FG-A	Pct	3FG-A	Pct	FT-A	Pct	Off-Def-Tot	Avg	PF-FO	A	TO	Blk	Stl	Pts	Avg
2015-16	16-0	59	3.7	7-15	.467	0-0	.000	6-12	.500	7-9-16	1.0	13-0	0	2	1	0	20	1.3
2016-17	0-0	0	0.0	0-0	.000	0-0	.000	0-0	.000	0-0-0	0.0	0-0	0	0	0	0	0	0.0
Total	16-0	59	3.7	7-15	.467	0-0	.000	6-12	.500	7-9-16	1.0	13-0	0	2	1	0	20	1.3



30 >> REGGIE UPSHAW

F // Sr. // 6-8 // 228

Chattanooga, Tenn. // Baylor School

UPSHAW NOTEBOOK

- ◆ 6-of-8 from the field for 15 points at VCU
- ◆ Tallied the 10th 20-point outing of his career at Belmont
- ◆ Stuffed the stat sheet with 14 points, six rebounds, five assists and three steals against Vanderbilt
- ◆ Had 13 points, seven rebounds, six assists and three steals at South Alabama
- ◆ Collected his 16th career double-double with 15 points and 10 rebounds while adding a career-high eight assists at Ole Miss
- ◆ Added 33 points to his career point total during the Challenge in Music City to move into the Top 20 at MT
- ◆ Scored 16 points against Toledo and notched his 10th career three-block outing
- ◆ Tallied 13 points, six rebounds, five assists and two blocks against Tennessee State
- ◆ Totaled 15 points and eight rebounds in Blue Raider win against Murray
- ◆ Notched his 15th career double-double with 21 points

- and 13 rebounds against Milligan
- ◆ Went 5-of-8 against UNA and totaled 13 points, four rebounds and three assists
- ◆ Started all 35 contests as a junior, averaging 13.7 points per game while leading the team in rebounding (8.5), assists (7.6) and steals (5.1)
- ◆ Joined MT's 1,000-point club against Marshall on March 12 in the C-USA semifinals

SEASON HIGHS

Points..... 21 (twice)
Field Goals..... 9 vs. Milligan (11/11/16)
3-PT Field Goals 2 vs. Ole Miss (11/30/16)
Free Throws..... 4 (five times)
Rebounds..... 13 vs. Milligan (11/11/16)
Assists..... 8 vs. Ole Miss (11/30/16)
Blocks..... 3 vs. Toledo (11/22/16)
Steals 3 (four times)
Minutes..... 39 vs. Toledo (11/26/16)

CAREER HIGHS

Points..... 32 vs. Trevecca (12/30/15)
Field Goals..... 13 vs. Trevecca (12/30/15)
3-PT Field Goals 3 (four times)
Free Throws..... 9 at UTEP (1/31/15)
Rebounds..... 13 (five times)
Assists..... 8 vs. Ole Miss (11/30/16)
Blocks..... 3 (10 times)
Steals 4 (twice)
Minutes..... 48 at UAB (2/28/15)

SUPERLATIVES

	Season	Career
10+ Point Games	11	66
20+ Point Games	2	10
10+ Rebound Games	2	22
Double-Doubles	2	16

UPSHAW GAME-BY-GAME


Date	Opponent	Min	FG	3FG	FT	O-D-T	PF	A	TO	B	S	TP
11/11	Milligan	*25	9-11	0-0	3-3	4-9-13	2	4	2	0	1	21
11/15	Murray State	*32	6-12	0-1	3-3	2-6-8	1	3	1	2	1	15
11/19	Tennessee State	*34	4-10	1-4	4-8	3-3-6	5	5	2	2	0	13
11/22	Toledo	*23	6-11	0-2	4-5	1-4-5	2	2	0	3	1	16
11/25	vs. UNC Wilmington	*22	4-5	0-0	4-7	1-3-4	4	1	3	1	1	12
11/26	vs. Toledo	*39	2-12	0-2	3-6	2-3-5	2	4	1	0	3	7
11/27	vs. Evansville	*38	5-12	0-3	4-5	1-3-4	4	3	0	2	1	14
11/30	at Ole Miss	*36	6-10	2-3	1-2	3-7-10	3	8	2	0	2	15
12/3	at South Alabama	*37	5-10	1-4	2-4	2-5-7	2	6	2	1	3	13
12/8	Vanderbilt	*35	7-12	0-2	0-2	1-5-6	2	5	1	1	3	14
12/14	at Belmont	*35	8-13	1-4	4-5	3-3-6	3	2	0	1	3	21
12/17	at VCU	*37	6-8	1-1	2-2	3-3-6	3	1	1	0	0	15
12/21	Georgia State	*30	1-3	1-1	2-2	1-3-4	2	0	3	0	0	5
1/1	UAB											
1/5	at Rice											
1/7	at North Texas											
1/12	Marshall											
1/14	WKU											
1/19	at FIU											
1/21	at Florida Atlantic											
1/26	Southern Miss											
1/28	LA Tech											
2/2	at UTSA											
2/4	at UTEP											
2/9	Old Dominion											
2/11	Charlotte											
2/16	at WKU											
2/18	at Marshall											
2/26	at UAB											
3/2	FIU											
3/4	Florida Atlantic											

UPSHAW OVERALL CAREER STATS

Year	GP-GS	Min	Avg	FG-A	Pct	3FG-A	Pct	FT-A	Pct	Off-Def-Tot	Avg	PF-FO	A	TO	Blk	Stl	Pts	Avg
2013-14	33-20	676	20.5	83-181	.459	12-42	.286	32-62	.516	38-78-116	3.5	73-0	39	29	15	25	210	6.4
2014-15	36-24	1048	29.1	131-298	.440	15-52	.288	81-125	.648	68-183-251	7.0	81-3	57	65	35	35	358	9.9
2015-16	35-35	1090	31.1	185-372	.497	27-71	.380	83-168	.494	103-195-298	8.5	81-0	76	64	29	51	480	13.7
2016-17	13-13	423	32.5	69-129	.535	7-27	.259	36-54	.667	27-57-84	6.5	32-1	44	18	13	19	181	13.9
Total	117-92	3237	27.7	468-980	.478	61-192	.318	232-409	.567	236-513-749	6.4	267-4	216	176	92	130	1229	10.5

UPSHAW C-USA CAREER STATS

Year	GP-GS	Min	Avg	FG-A	Pct	3FG-A	Pct	FT-A	Pct	Off-Def-Tot	Avg	PF-FO	A	TO	Blk	Stl	Pts	Avg
2013-14	16-15	340	21.3	38-77	.494	6-18	.333	15-30	.500	17-32-49	3.1	36-0	21	17	8	18	97	6.1
2014-15	18-11	539	29.9	73-155	.471	11-31	.355	50-69	.725	32-101-133	7.4	37-2	30	33	17	17	207	11.5
2015-16	18-18	568	31.6	89-192	.464	16-41	.390	44-91	.484	55-107-162	9.0	36-0	41	30	15	29	238	13.2
2016-17	0-0	0	0.0	0-0	.000	0-0	.000	0-0	.000	0-0-0	0.0	0-0	0	0	0	0	0	0.0
Total	52-44	1447	27.8	200-424	.472	33-90	.367	109-190	.574	104-240-344	6.6	109-2	92	80	40	64	542	10.4



31 >> STEPHEN STRACHAN

G // R-Jr. // 6-2 // 200

Nassau, Bahamas // Moberly Area CC // Potters House Christian Academy

STRACHAN NOTEBOOK

- ♦ Missed time after seeing the floor in the opener due to a knee injury
- ♦ Redshirted in 2015-16 after transferring from Moberly Area CC

SEASON HIGHS

Points.....
Field Goals.....
3-PT Field Goals
Free Throws.....
Rebounds.....
Assists.....
Blocks.....
Steals.....
Minutes..... 4 vs. Milligan (11/11/16)

CAREER HIGHS

Points.....
Field Goals.....
3-PT Field Goals
Free Throws.....
Rebounds.....
Assists.....
Blocks.....
Steals.....
Minutes..... 4 vs. Milligan (11/11/16)

SUPERLATIVES

	Season	Career
10+ Point Games	0	0
20+ Point Games	0	0
10+ Rebound Games	0	0
Double-Doubles	0	0

STRACHAN GAME-BY-GAME


Date	Opponent	Min	FG	3FG	FT	O-D-T	PF	A	TO	B	S	TP
11/11	Milligan	4	0-0	0-0	0-0	0-0-0	0	0	0	0	0	0
11/15	Murray State				- DNP -							
11/19	Tennessee State				- DNP -							
11/22	Toledo				- DNP -							
11/25	vs. UNC Wilmington				- DNP -							
11/26	vs. Toledo				- DNP -							
11/27	vs. Evansville				- DNP -							
11/30	at Ole Miss				- DNP -							
12/3	at South Alabama				- DNP -							
12/8	Vanderbilt				- DNP -							
12/14	at Belmont				- DNP -							
12/17	at VCU				- DNP -							
12/21	Georgia State											
1/1	UAB											
1/5	at Rice											
1/7	at North Texas											
1/12	Marshall											
1/14	WKU											
1/19	at FIU											
1/21	at Florida Atlantic											
1/26	Southern Miss											
1/28	LA Tech											
2/2	at UTSA											
2/4	at UTEP											
2/9	Old Dominion											
2/11	Charlotte											
2/16	at WKU											
2/18	at Marshall											
2/26	at UAB											
3/2	FIU											
3/4	Florida Atlantic											

STRACHAN OVERALL CAREER STATS

Year	GP-GS	Min	Avg	FG-A	Pct	3FG-A	Pct	FT-A	Pct	Off-Def-Tot	Avg	PF-FO	A	TO	Blk	Stl	Pts	Avg
2016-17	1-0	4	4.0	0-0	.000	0-0	.000	0-0	.000	0-0-0	0.0	0-0	0	0	0	0	0	0.0

STRACHAN C-USA CAREER STATS

Year	GP-GS	Min	Avg	FG-A	Pct	3FG-A	Pct	FT-A	Pct	Off-Def-Tot	Avg	PF-FO	A	TO	Blk	Stl	Pts	Avg
2016-17	0-0	0	0.0	0-0	.000	0-0	.000	0-0	.000	0-0-0	0.0	0-0	0	0	0	0	0	0.0



35 >> DAVION THOMAS

F // Fr. // 6-9 // 208

Columbus, Ga. // Northside HS

THOMAS NOTEBOOK

- ◆ Went 2-of-2 against UNA, totaling five points and two rebounds in just six minutes
- ◆ Scored 17 points per game at Northside HS and added 8.8 rebounds and 4.4 blocks per outing

SEASON HIGHS

Points.....
Field Goals.....
3-PT Field Goals.....
Free Throws.....
Rebounds.....
Assists.....
Blocks.....
Steals.....
Minutes.....

CAREER HIGHS

Points.....
Field Goals.....
3-PT Field Goals.....
Free Throws.....
Rebounds.....
Assists.....
Blocks.....
Steals.....
Minutes.....

SUPERLATIVES

	Season	Career
10+ Point Games	0	0
20+ Point Games	0	0
10+ Rebound Games	0	0
Double-Doubles	0	0

THOMAS GAME-BY-GAME

Date	Opponent	Min	FG	3FG	FT	O-D-T	PF	A	TO	B	S	TP
11/11	Milligan				- DNP -							
11/15	Murray State				- DNP -							
11/19	Tennessee State				- DNP -							
11/22	Toledo				- DNP -							
11/25	vs. UNC Wilmington				- DNP -							
11/26	vs. Toledo				- DNP -							
11/27	vs. Evansville				- DNP -							
11/30	at Ole Miss				- DNP -							
12/3	at South Alabama				- DNP -							
12/8	Vanderbilt				- DNP -							
12/14	at Belmont				- DNP -							
12/17	at VCU				- DNP -							
12/21	Georgia State											
1/1	UAB											
1/5	at Rice											
1/7	at North Texas											
1/12	Marshall											
1/14	WKU											
1/19	at FIU											
1/21	at Florida Atlantic											
1/26	Southern Miss											
1/28	LA Tech											
2/2	at UTSA											
2/4	at UTEP											
2/9	Old Dominion											
2/11	Charlotte											
2/16	at WKU											
2/18	at Marshall											
2/26	at UAB											
3/2	FIU											
3/4	Florida Atlantic											

THOMAS OVERALL CAREER STATS

Year	GP-GS	Min	Avg	FG-A	Pct	3FG-A	Pct	FT-A	Pct	Off-Def-Tot	Avg	PF-FO	A	TO	Blk	Stl	Pts	Avg
2016-17	0-0	0	0.0	0-0	.000	0-0	.000	0-0	.000	0-0-0	0.0	0-0	0	0	0	0	0	0.0

THOMAS C-USA CAREER STATS

Year	GP-GS	Min	Avg	FG-A	Pct	3FG-A	Pct	FT-A	Pct	Off-Def-Tot	Avg	PF-FO	A	TO	Blk	Stl	Pts	Avg
2016-17	0-0	0	0.0	0-0	.000	0-0	.000	0-0	.000	0-0-0	0.0	0-0	0	0	0	0	0	0.0



45 >> ALDONIS FOOTE

G/F // Sr. // 6-5 // 213

Peoria, Ill. // Trinity Valley CC // Peoria HS

FOOTE NOTEBOOK

- ◆ Went 2-for-4 and added three rebounds at VCU
- ◆ Totaled a season-high eight points in win at Ole Miss
- ◆ Scored six points and grabbed six rebounds against North Alabama
- ◆ Played in 29 contests as a junior, averaging 2.9 points and 2.1 rebounds in just 8.7 minutes per game
- ◆ Closed out the year averaging 5.4 points and 4.4 rebounds over the last eight games

SEASON HIGHS

Points..... 8 vs. Ole Miss (11/30/16)
 Field Goals..... 3 vs. Ole Miss (11/30/16)
 3-PT Field Goals
 Free Throws..... 2 (twice)
 Rebounds..... 4 vs. Milligan (11/11/16)
 Assists..... 1 (four times)
 Blocks..... 1 at Belmont (12/14/16)
 Steals 2 vs. Ole Miss (11/30/16)
 Minutes..... 20 vs. Tennessee State (11/19/16)

CAREER HIGHS

Points..... 10 vs. Marshall (2/27/16)
 Field Goals..... 4 vs. Marshall (2/27/16)
 3-PT Field Goals 2 (twice)
 Free Throws..... 3 vs. Marshall (3/11/16)
 Rebounds..... 7 at FIU (3/5/16)
 Assists..... 2 (four times)
 Blocks..... 1 (twice)
 Steals 2 vs. Ole Miss (11/30/16)
 Minutes..... 23 at FIU (3/5/16)

SUPERLATIVES

	Season	Career
10+ Point Games	0	1
20+ Point Games	0	0
10+ Rebound Games	0	0
Double-Doubles	0	0

FOOTE GAME-BY-GAME

Date	Opponent	Min	FG	3FG	FT	O-D-T	PF	A	TO	B	S	TP
11/11	Milligan	9	1-1	0-0	0-2	1-3-4	1	0	3	0	0	2
11/15	Murray State	11	1-2	0-0	2-3	1-1-2	2	0	0	0	0	4
11/19	Tennessee State	20	1-4	0-0	0-1	1-1-2	2	1	1	0	0	2
11/22	Toledo	12	1-7	0-0	0-0	2-0-2	2	0	0	0	1	2
11/25	vs. UNC Wilmington	- DNP -										
11/26	vs. Toledo	2	0-1	0-0	0-0	0-0-0	1	0	0	0	0	0
11/27	vs. Evansville	1	0-0	0-0	0-0	0-0-0	0	0	1	0	0	0
11/30	at Ole Miss	14	3-8	0-0	2-2	1-2-3	2	1	1	0	2	8
12/3	at South Alabama	10	0-1	0-0	0-0	0-1-1	2	0	1	0	0	0
12/8	Vanderbilt	2	0-0	0-0	0-0	0-0-0	2	0	0	0	0	0
12/14	at Belmont	8	1-1	0-0	0-0	0-1-1	2	0	1	1	0	2
12/17	at VCU	16	2-4	0-0	0-1	0-3-3	3	1	0	0	1	4
12/21	Georgia State	10	1-2	0-0	0-1	3-0-3	0	1	0	0	0	2
1/1	UAB											
1/5	at Rice											
1/7	at North Texas											
1/12	Marshall											
1/14	WKU											
1/19	at FIU											
1/21	at Florida Atlantic											
1/26	Southern Miss											
1/28	LA Tech											
2/2	at UTSA											
2/4	at UTEP											
2/9	Old Dominion											
2/11	Charlotte											
2/16	at WKU											
2/18	at Marshall											
2/26	at UAB											
3/2	FIU											
3/4	Florida Atlantic											

FOOTE OVERALL CAREER STATS

Year	GP-GS	Min	Avg	FG-A	Pct	3FG-A	Pct	FT-A	Pct	Off-Def-Tot	Avg	PF-FO	A	TO	Blk	Stl	Pts	Avg
2015-16	29-0	253	8.7	34-70	.486	4-11	.364	13-23	.565	17-45-62	2.1	47-1	13	15	1	11	85	2.9
2016-17	12-0	115	9.6	11-31	.355	0-0	.000	4-10	.400	9-12-21	1.8	19-0	4	8	1	4	26	2.2
Total	41-0	368	9.0	45-101	.446	4-11	.364	17-33	.515	26-57-83	2.0	66-1	17	23	2	15	111	2.7

FOOTE C-USA CAREER STATS

Year	GP-GS	Min	Avg	FG-A	Pct	3FG-A	Pct	FT-A	Pct	Off-Def-Tot	Avg	PF-FO	A	TO	Blk	Stl	Pts	Avg
2015-16	15-0	138	9.2	20-38	.526	4-8	.500	4-12	.333	10-27-37	2.5	26-1	6	10	1	5	48	3.2
2016-17	0-0	0	0.0	0-0	.000	0-0	.000	0-0	.000	0-0-0	0.0	0-0	0	0	0	0	0	0.0
Total	15-0	138	9.2	20-38	.526	4-8	.500	4-12	.333	10-27-37	2.5	26-1	6	10	1	5	48	3.2



Official Basketball Box Score -- Game Totals -- Final Statistics
Milligan vs Middle Tennessee
11/11/16 11:00 AM at Murfreesboro, Tenn.



Milligan 64 • 2-3

#	Player	Total		3-Ptr		Rebounds		PF	TP	A	TO	Blk	Stl	Min
		FG-FGA	FG-FGA	FT-FTA	FT-FTA	Off	Def							
21	Will Buckner	r	5-11	0-1	0-0	1	2	3	10	2	1	0	0	26
22	Jacob Cawood	r	3-4	0-1	0-1	1	1	2	3	6	0	2	0	15
02	Daxton Bostian	g	2-6	1-5	0-0	0	2	2	3	5	1	2	0	1
03	David Casaday	g	1-9	1-8	0-0	0	3	3	3	1	3	0	1	20
24	Tyler Nichols	g	2-6	1-3	2-2	1	0	1	3	7	1	1	2	23
00	Aaron Levarity	g	3-5	1-2	0-0	0	0	0	1	7	0	0	1	0
04	Nathan Hastings	g	0-0	0-0	0-0	0	2	2	1	0	0	1	0	3
10	Jacob Waldroop	g	0-0	0-0	0-0	0	1	1	0	0	0	1	0	3
11	Cole Anderson	g	2-2	0-0	0-0	0	2	2	1	4	1	3	0	2
12	Tyler Faulkenberry	g	1-9	1-8	0-0	1	0	1	0	3	0	0	1	12
14	Mike Featherston	g	3-4	0-0	0-1	2	2	4	1	6	2	1	0	2
35	Deandre Thomas	g	1-1	0-0	0-0	0	0	0	1	2	0	0	0	7
41	Ike Ndulue	g	0-0	0-0	0-0	1	2	3	3	0	1	1	0	6
42	Alex Biggerstaff	g	1-2	1-2	0-0	0	0	0	2	3	1	0	0	8
44	Bo Pless	g	3-6	2-4	0-2	1	0	1	2	8	0	1	0	14
Team						3	1	4						
Totals			27-65	8-34	2-6	11	18	29	27	64	10	16	4	9

FG % 1st Half:	12-30	40.0%	2nd half:	15-35	42.9%	Game:	27-65	41.5%	Deadball Rebounds	1
3FG % 1st Half:	3-14	21.4%	2nd half:	5-20	25.0%	Game:	8-34	23.5%		
FT % 1st Half:	2-4	50.0%	2nd half:	0-2	0.0%	Game:	2-6	33.3%		

Middle Tennessee 102 • 1-0

#	Player	Total		3-Ptr		Rebounds		PF	TP	A	TO	Blk	Stl	Min
		FG-FGA	FG-FGA	FT-FTA	FT-FTA	Off	Def							
22	WILLIAMS, JaCorey	r	9-16	0-1	3-3	3	2	5	0	21	1	2	1	0
30	UPSHAW, Reggie	r	9-11	0-0	3-3	4	9	13	2	21	4	2	0	1
00	DIXON, Tyrik	g	0-3	0-2	0-0	0	1	1	2	0	3	1	0	1
11	SIMPSON, Edward	g	1-4	0-1	0-0	0	2	2	2	2	1	0	0	0
20	POTTS, Giddy	g	5-11	2-6	0-0	1	6	7	1	12	7	0	1	1
01	WALTERS, Brandon	g	5-8	0-0	1-2	4	3	7	1	11	0	0	0	1
02	JOHNSON, Antwain	g	4-8	1-2	8-12	1	3	4	2	17	2	1	0	0
04	HABERSHAM, Xavier	g	1-1	1-1	0-0	0	1	1	0	3	0	2	0	0
14	MILLER, Chase	g	0-1	0-1	0-0	0	1	1	0	0	0	0	0	0
24	COPELAND, Quavius	g	1-3	1-3	0-0	0	0	0	1	3	3	0	0	0
25	GAMBLE, Karl	g	3-3	0-0	4-7	1	1	2	1	10	2	0	1	0
31	STRACHAN, Stephen	g	0-0	0-0	0-0	0	0	0	0	0	0	0	0	4
45	FOOTE, Aldonis	g	1-1	0-0	0-2	1	3	4	1	2	0	3	0	0
Team						2	0	2		1				
Totals			39-70	5-17	19-29	17	32	49	13	102	23	12	3	4

FG % 1st Half:	19-35	54.3%	2nd half:	20-35	57.1%	Game:	39-70	55.7%	Deadball Rebounds	4
3FG % 1st Half:	3-10	30.0%	2nd half:	2-7	28.6%	Game:	5-17	29.4%		
FT % 1st Half:	10-15	66.7%	2nd half:	9-14	64.3%	Game:	19-29	65.5%		

Officials: Barry Mathis, Coy Gammon, Dallas Maxwell
Technical fouls: Milligan-None. Middle Tennessee-None.
Attendance: 6020

Score by periods	1st	2nd	Total
Milligan	29	35	64
Middle Tennessee	51	51	102

Last FG - MILL 2nd-00:38, MT 2nd-00:10.
Largest lead - MILL None, MT by 39 2nd-09:21.

Score tied - 0 times.
Lead changed - 0 times.



Official Basketball Box Score -- Game Totals -- Final Statistics
Tennessee State vs Middle Tennessee
11/19/16 6:30 p.m. at Murfreesboro, Tenn.



Tennessee State 74 • 4-0

#	Player	Total		3-Ptr		Rebounds		PF	TP	A	TO	Blk	Stl	Min
		FG-FGA	FG-FGA	FT-FTA	FT-FTA	Off	Def							
04	HAMILTON, K.	r	1-1	0-0	0-0	0	0	0	3	2	1	0	1	0
33	MARTIN, Wayne	r	9-13	1-1	3-4	3	10	13	2	22	1	2	1	0
00	REED, Jordan	g	7-11	0-0	9-10	3	6	9	1	23	0	3	0	0
04	McCALL, Tahjere	g	4-7	0-1	8-11	0	6	6	2	16	3	3	1	0
14	REDDICK, Darreon	g	2-7	1-4	3-5	0	1	1	2	8	0	1	0	0
00	CHANEY, Armani	g	1-5	1-1	0-0	0	2	2	2	3	4	0	2	23
01	SPENCER, Delano	g	0-2	0-2	0-0	0	1	1	3	0	1	0	0	0
15	WILLIAMS, Xavier	g	0-0	0-0	0-0	0	0	0	0	0	0	0	0	0
21	MEKOWULU, Christian	g	0-1	0-0	0-0	0	0	0	2	0	2	1	0	0
Team						4	0	4		1				
Totals			24-47	3-9	23-30	10	26	36	17	74	9	16	4	2

FG % 1st Half:	11-27	40.7%	2nd half:	13-20	65.0%	Game:	24-47	51.1%	Deadball Rebounds	5
3FG % 1st Half:	1-6	16.7%	2nd half:	2-3	66.7%	Game:	3-9	33.3%		
FT % 1st Half:	5-8	62.5%	2nd half:	18-22	81.8%	Game:	23-30	76.7%		

Middle Tennessee 63 • 2-1

#	Player	Total		3-Ptr		Rebounds		PF	TP	A	TO	Blk	Stl	Min
		FG-FGA	FG-FGA	FT-FTA	FT-FTA	Off	Def							
22	WILLIAMS, JaCorey	r	8-15	1-3	1-2	3	3	6	2	18	1	1	0	3
25	GAMBLE, Karl	r	1-3	0-0	0-2	0	1	1	2	2	0	0	2	2
30	UPSHAW, Reggie	g	4-10	1-4	4-8	3	3	6	5	13	5	2	2	0
11	SIMPSON, Edward	g	4-4	4-4	0-0	0	2	2	1	12	1	0	0	0
20	POTTS, Giddy	g	2-8	0-3	1-4	0	3	3	4	5	1	3	0	1
00	DIXON, Tyrik	g	0-1	0-1	0-0	0	0	0	1	0	0	0	0	0
01	WALTERS, Brandon	g	0-0	0-0	0-0	0	0	0	4	0	0	3	0	4
02	JOHNSON, Antwain	g	2-5	1-3	1-2	0	0	0	1	6	2	1	0	1
04	HABERSHAM, Xavier	g	1-4	0-3	0-0	0	0	0	2	2	1	1	0	0
24	COPELAND, Quavius	g	1-2	1-1	0-0	0	1	1	2	3	1	1	0	0
45	FOOTE, Aldonis	g	1-4	0-0	0-1	1	1	2	2	2	1	1	0	0
Team						3	1	4						
Totals			24-56	8-22	7-19	10	15	25	26	63	13	13	4	7

FG % 1st Half:	10-25	40.0%	2nd half:	14-31	45.2%	Game:	24-56	42.9%	Deadball Rebounds	8
3FG % 1st Half:	4-12	33.3%	2nd half:	4-10	40.0%	Game:	8-22	36.4%		
FT % 1st Half:	6-13	46.2%	2nd half:	1-6	16.7%	Game:	7-19	36.8%		

Officials: James Breeding, Olandis Poole, Trey Styons
Technical fouls: Tennessee State-None. Middle Tennessee-None.
Attendance: 4830

Score by periods	1st	2nd	Total
Tennessee State	28	46	74
Middle Tennessee	30	33	63

Last FG - TSUMB 2nd-04:18, MT 2nd-00:23.
Largest lead - TSUMB by 11 2nd-00:35, MT by 7 1st-07:02.
TSUMB led for 08:31. MT led for 29:10. Game was tied for 02:19.

Score tied - 2 times.
Lead changed - 5 times.



Official Basketball Box Score -- Game Totals -- Final Statistics
Murray State vs Middle Tennessee
11/15/16 6:35 p.m. at Murfreesboro, Tenn.



Murray State 81 • 1-1

#	Player	Total		3-Ptr		Rebounds		PF	TP	A	TO	Blk	Stl	Min
		FG-FGA	FG-FGA	FT-FTA	FT-FTA	Off	Def							
00	MILLER JR., Terrell	r	4-14	2-8	2-2	5	4	9	3	12	2	3	0	0
04	SANCHIUS, Brion	r	2-3	0-0	0-0	2	2	4	4	4	0	1	0	0
02	STARK, Jonathan	g	8-16	4-11	3-4	0	6	6	2	23	8	4	0	1
11	CROAKER, Damarcus	g	8-13	4-6	3-3	2	5	7	3	23	1	1	0	1
32	JONES, Bryce	g	4-11	1-6	8-9	0	3	3	2	17	4	2	1	3
01	GRACE, Jerami	g	0-3	0-2	0-0	1	2	3	2	0	1	0	0	0
22	THOMAS JR., Gilbert	g	0-1	0-0	0-0	0	1	1	1	0	0	0	0	0
40	DUPREE, Jalen	g	1-2	0-0	0-1	0	0	0	2	2	0	0	1	0
Team						1	0	1						
Totals			27-63	11-33	16-19	11	23	34	19	81	16	11	2	5

FG % 1st Half:	12-29	41.4%	2nd half:	15-34	44.1%	Game:	27-63	42.9%	Deadball Rebounds	2
3FG % 1st Half:	5-17	29.4%	2nd half:	6-16	37.5%	Game:	11-33	33.3%		
FT % 1st Half:	10-11	90.9%	2nd half:	6-8	75.0%	Game:	16-19	84.2%		

Middle Tennessee 87 • 2-0

#	Player		Total		3-Ptr		Rebounds				PF	TP	A	TO	Blk	Stl	Min
			FG-FGA	FG-FGA	FT-FTA	FT-FTA	Off	Def	Total								
22	WILLIAMS, JaCorey	f	9-16	0-1	4-4	0	2	2	2	22	1	1	0	0		27	
30	UPSHAW, Reggie	f	6-12	0-1	3-3	2	6	8	1	15	3	1	2	1		32	
00	DIXON, Tyrík	g	0-4	0-2	0-0	1	0	1	0	0	1	0	0	0		11	
11	SIMPSON, Edward	f	2-3	2-2	2-4	0	3	3	1	8	3	1	0	0		32	
20	POTTS, Giddy	g	5-14	1-6	5-5	3	6	9	4	16	1	0	0	2		28	
01	WALTERS, Brandon		1-1	0-0	0-1	2	1	3	3	2	0	2	1	0		6	
02	JOHNSON, Antwain		1-3	0-2	0-0	0	0	0	2	2	0	0	0	0		9	
04	HABERSHAM, Xavier		4-4	3-3	1-3	1	1	2	1	12	1	2	0	0		22	
24	COPELAND, Quavius		1-2	0-1	0-0	0	1	1	1	2	1	2	0	0		14	
25	GAMBLE, Karl		2-4	0-0	0-0	2	2	4	1	4	1	0	0	0		8	
45	FOOTE, Aldonis		1-2	0-0	2-3	1	1	2	2	4	0	0	0	0		11	
	Team					2	3	5									
Totals			32-65	6-18	17-23	14	26	40	18	87	12	9	3	3		200	



Official Basketball Box Score -- Game Totals -- Final Statistics
UNC-Wilmington vs Middle Tennessee
11/25/16 7:30 PM CT at Nashville, Tenn. - Municipal Auditorium



UNC-Wilmington 63 • 3-1

#	Player	Total		3-Ptr		Rebounds			PF	TP	A	TO	Blk	Stl	Min
		FG-FGA	FG-FGA	FT-FTA	FT-FTA	Off	Def	Tot							
01	Flemmings, Chris	* 4-15	2-9	4-6	1 2 3	1	2	3	1	14	2	1	1	0	40
02	Richmond, JaQuel	* 0-1	0-0	0-0	0 1 1	1	4	0	0	1	1	0	0	0	11
10	Ingram, Denzel	* 7-20	5-15	0-0	1 1 2	0	19	2	7	0	1	40	1	1	40
12	Bryce, C.J.	* 3-9	0-4	0-0	1 4 5	2	6	4	3	0	0	29	1	1	29
15	Cacok, Devontae	* 2-4	0-0	2-2	6 4 10	4	6	0	0	0	0	14	0	0	14
00	Mosley, Ambrose	3-7	2-6	0-0	2 1 3	4	8	2	4	0	2	29	1	1	29
05	Fornes, Jaylen	1-3	1-2	2-2	1 0 1	2	5	1	1	0	0	11	1	1	11
13	Ogbodo, Chuck	1-3	0-0	3-3	2 1 3	1	5	1	0	1	0	9	1	1	9
21	Bryan, Marcus	0-0	0-0	0-0	0 0 0	4	0	0	0	0	0	17	0	0	17
Team					2 2 4										
Totals		21-62	10-36	11-13	16 16 32	22	63	13	18	2	3	200			

FG % 1st Half: 8-28 28.6% 2nd half: 13-34 38.2% Game: 21-62 33.9% Deadball Rebounds 1
3FG % 1st Half: 5-19 26.3% 2nd half: 5-17 29.4% Game: 10-36 27.8%
FT % 1st Half: 8-9 88.9% 2nd half: 3-4 75.0% Game: 11-13 84.6%

Middle Tennessee 68 • 4-1

#	Player	Total		3-Ptr		Rebounds			PF	TP	A	TO	Blk	Stl	Min
		FG-FGA	FG-FGA	FT-FTA	FT-FTA	Off	Def	Tot							
00	DIXON, Tyrik	* 1-3	0-1	3-4	0 3 3	0	5	1	3	0	3	27	1	1	27
11	SIMPSON, Edward	* 0-1	0-1	0-5	0 2 2	1	0	3	0	0	1	22	0	0	22
20	POTTS, Giddy	* 9-13	2-4	2-2	0 7 7	2	22	8	1	0	3	34	1	0	34
22	WILLIAMS, JaCorey	* 8-12	0-0	0-2	0 5 5	1	16	0	4	0	1	39	1	1	39
30	UPSHAW, Reggie	* 4-5	0-0	4-7	1 3 4	4	12	1	3	1	1	22	1	1	22
01	WALTERS, Brandon	0-1	0-0	1-2	3 0 3	3	1	0	1	0	0	8	1	0	8
02	JOHNSON, Antwain	0-1	0-1	0-2	0 1 1	2	0	0	0	0	1	8	1	0	8
04	HABERSHAM, Xavier	2-2	2-2	2-2	1 3 4	3	8	1	0	0	1	24	1	0	24
24	COPELAND, Quavius	0-2	0-0	2-2	0 0 0	0	2	1	3	1	1	9	1	1	9
25	GAMBLE, Karl	0-0	0-0	2-4	1 0 1	1	2	0	1	0	0	7	1	0	7
Team					1 2 3	1									
Totals		24-40	4-9	16-32	7 26 33	18	68	15	16	2	12	200			

FG % 1st Half: 13-19 68.4% 2nd half: 11-21 52.4% Game: 24-40 60.0% Deadball Rebounds 9
3FG % 1st Half: 3-4 75.0% 2nd half: 1-5 20.0% Game: 4-9 44.4%
FT % 1st Half: 6-18 33.3% 2nd half: 10-14 71.4% Game: 16-32 50.0%

Officials: Greg Rennegarbe, Coy Gammon, Steve Divine
Technical fouls: UNC-Wilmington-None. Middle Tennessee-TEAM.
Attendance: 1200

Score by periods	1st	2nd	Total
UNC-Wilmington	29	34	63
Middle Tennessee	35	33	68

Last FG - UNCW 2nd-00:24, MT 2nd-00:15.
Largest lead - UNCW by 6 1st-05:41, MT by 10 2nd-18:50.
UNCW led for 07:26. MT led for 27:18. Game was tied for 05:16.

	In	Off	2nd	Fast	Bench
Points	Paint	T/O	Chance	Break	
UNCW	14	15	9	2	18
MT	28	24	3	12	13

Score tied - 8 times.
Lead changed - 6 times.



Official Basketball Box Score -- Game Totals -- Final Statistics
Middle Tennessee vs TOLEDO
11/26/16 7:30 PM at Nashville, Tenn. - Municipal Auditorium



Middle Tennessee 73 • 5-1

#	Player	Total		3-Ptr		Rebounds			PF	TP	A	TO	Blk	Stl	Min
		FG-FGA	FG-FGA	FT-FTA	FT-FTA	Off	Def	Tot							
22	WILLIAMS, JaCorey	r 12-17	0-0	7-11	0 7 7	4	31	1	2	1	2	35	1	1	35
30	UPSHAW, Reggie	r 2-12	0-2	3-6	2 3 5	2	7	4	1	0	3	39	1	0	39
00	DIXON, Tyrik	g 0-0	0-0	0-1	0 0 0	1	0	0	0	0	0	18	0	0	18
11	SIMPSON, Edward	g 0-2	0-1	2-2	0 2 2	2	2	2	2	0	0	2	2	0	30
20	POTTS, Giddy	g 8-16	3-6	4-6	0 7 7	4	23	2	0	0	0	43	2	0	43
01	WALTERS, Brandon	1-3	0-0	3-4	0 1 1	1	5	0	0	1	0	9	1	0	9
02	JOHNSON, Antwain	0-1	0-1	0-0	0 1 1	2	0	0	1	0	0	9	1	0	9
04	HABERSHAM, Xavier	2-2	0-0	1-1	0 0 0	3	5	2	0	0	0	33	2	0	33
24	COPELAND, Quavius	0-0	0-0	0-0	0 1 1	1	3	0	0	0	0	5	0	0	5
25	GAMBLE, Karl	0-2	0-0	0-0	0 1 1	3	0	0	0	0	0	2	0	0	2
45	FOOTE, Aldonis	0-1	0-0	0-0	0 0 0	1	0	0	0	0	0	2	0	0	2
Team					1 2 3										
Totals		25-56	3-10	20-31	3 25 28	24	73	11	4	2	7	225			

FG % 1st Half: 8-28 28.6% 2nd half: 13-22 59.1% OT: 4-6 66.7% Game: 25-56 44.6% Deadball Rebounds 5
3FG % 1st Half: 1-6 16.7% 2nd half: 1-3 33.3% OT: 1-1 100.0% Game: 3-10 30.0%
FT % 1st Half: 5-7 71.4% 2nd half: 12-18 66.7% OT: 3-6 50.0% Game: 20-31 64.5%

TOLEDO 70 • 3-3

#	Player	Total		3-Ptr		Rebounds			PF	TP	A	TO	Blk	Stl	Min
		FG-FGA	FG-FGA	FT-FTA	FT-FTA	Off	Def	Tot							
23	TAYLOR JR, Steve	r 5-13	1-3	3-6	2 15 17	4	14	5	4	0	0	39	1	1	39
30	KNAPKE, Luke	c 3-4	0-0	0-0	0 2 2	5	6	0	1	0	0	20	0	0	20
01	WILLIAMS, Jonathan	g 4-14	2-9	5-6	0 4 4	4	15	2	5	0	0	42	1	0	42
13	SANFORD, Jaelan	g 5-10	3-6	2-2	1 2 3	15	1	1	0	1	0	40	1	1	40
25	LAUF, Jordan	g 1-2	1-1	4-6	3 8 11	2	7	1	0	0	0	37	1	0	37
02	ADWAY, Taylor	0-0	0-0	0-0	0 1 1	2	0	0	2	0	0	3	1	0	3
10	DZIERZAWSKI, Daniel	0-1	0-1	0-0	0 0 0	0	0	0	0	1	0	5	1	0	5
12	ANTUNEZ, Lucas	0-0	0-0	0-0	0 0 0	0	0	0	0	0	0	3	0	0	3
33	GARBER, Zach	0-0	0-0	6-6	1 1 2	5	6	0	2	0	0	13	1	0	13
35	NAVIGATO, Nate	2-5	0-3	3-4	0 1 1	1	7	1	0	0	0	23	1	0	23
Team					1 0 1										
Totals		20-49	7-23	23-30	8 34 42	26	70	10	16	0	1	225			

FG % 1st Half: 10-23 43.5% 2nd half: 8-20 40.0% OT: 2-6 33.3% Game: 20-49 40.8% Deadball Rebounds 3
3FG % 1st Half: 2-9 22.2% 2nd half: 4-11 36.4% OT: 1-3 33.3% Game: 7-23 30.4%
FT % 1st Half: 8-12 66.7% 2nd half: 11-12 91.7% OT: 4-6 66.7% Game: 23-30 76.7%

Officials: Barry Mathis, Craig Murley, Blake Harris
Technical fouls: Middle Tennessee-None. TOLEDO-None.
Attendance: 0

Score by periods	1st	2nd	OT	Total
Middle Tennessee	22	39	12	73
TOLEDO	30	31	9	70

	In	Off	2nd	Fast	Bench
Points	Paint	T/O	Chance	Break	
MT	38	21	2	4	10
TOLEDO	24	1	8	0	13

Last FG - MT OT-01:50, TOLEDO OT-02:43.
Largest lead - MT by 5 OT-04:09, TOLEDO by 11 1st-01:14.
MT led for 07:43. TOLEDO led for 34:46. Game was tied for 02:26.

Score tied - 6 times.
Lead changed - 5 times.



Official Basketball Box Score -- Game Totals -- Final Statistics
Evansville vs Middle Tennessee
11/27/16 5:30 PM CT at Nashville, Tenn. - Municipal Auditorium



Evansville 55 • 2-4

#	Player	Total		3-Ptr		Rebounds			PF	TP	A	TO	Blk	Stl	Min
		FG-FGA	FG-FGA	FT-FTA	FT-FTA	Off	Def	Tot							
00	Taylor, Ryan	* 8-13	3-7	3-4	0 1 1	2	22	1	2	0	0	34	1	1	34
03	Brown, Jaylon	* 2-8	0-2	1-4	0 4 4	4	5	3	4	0	1	40	1	0	40
14	Vucetic, Sergej	* 2-4	0-0	0-0	1 5 6	3	4	0	0	1	0	22	0	0	22
23	Wiley, Willie	* 2-6	0-0	5-6	1 4 5	5	9	1	4	0	0	27	1	0	27
25	Gibson, Duane	* 1-4	0-0	5-6	0 3 3	4	7	2	6	0	2	34	1	1	34
02	Benzon, Christian	1-1	0-0	0-0	0 2 2	0	2	0	0	0	0	6	1	0	6
05	Hainna, Solomon	0-1	0-0	0-0	0 1 1	0	0	0	0	0	0	4	1	0	4
12	Smith, Dru	0-2	0-1	1-2	0 0 0	1	1	1	1	0	0	15	1	1	15
15	Traore, Dalen	0-0	0-0	0-0	0 0 0	1	0	0	0	0	0	7	0	0	7
44	Howard, David	1-1	0-0	3-5	2 4 6	2	5	0	0	1	0	11	0	0	11
Team					2 1 3										
Totals		17-40	3-10	18-27	6 25 31	22	55	8	17	2	3	200			

FG % 1st Half: 8-20 40.0% 2nd half: 9-20 45.0% Game: 17-40 42.5% Deadball Rebounds 4
3FG % 1st Half: 3-6 50.0% 2nd half: 0-4 0.0% Game: 3-10 30.0%
FT % 1st Half: 10-11 90.9% 2nd half: 8-16 50.0% Game: 18-27 66.7%

Middle Tennessee 66 • 6-1

#	Player	Total		3-Ptr		Rebounds			PF	TP	A	TO	Blk	Stl	Min
		FG-FGA	FG-FGA	FT-FTA	Off	Def	Tot								
00	DIXON, Tyrik	* 2-7	1-3	0-0	0	0	0	1	5	2	1	0	1	20	
11	SIMPSON, Edward	* 3-5	2-3	0-0	0	4	4	2	8	1	0	1	0	38	
20	POTTS, Giddy	* 3-5	2-4	0-0	0	3	3	3	8	2	2	0	2	24	
22	WILLIAMS, JaCorey	* 11-18	0-0	3-5	3	7	10	1	25	4	4	0	2	36	
30	UPSHAW, Reggie	* 5-12	0-3	4-5	1	3	4	4	14	3	0	2	1	38	
01	WALTERS, Brandon	0-2	0-0	0-0	0	0	0	0	0	0	0	0	0	1	
02	JOHNSON, Antwain	0-2	0-1	3-5	0	0	0	2	3	1	0	0	1	23	
04	HABERSHAM, Xavier	0-0	0-0	0-1	0	0	0	4	0	0	1	0	0	14	
24	COPELAND, Quavius	0-0	0-0	0-0	0	1	1	1	0	1	0	0	0	4	
26	GAMBLE, Karl	1-1	0-0	1-1	1	2	3	1	3	0	0	0	0	10	
45	FOOTE, Aldonis	0-0	0-0	0-0	0	0	0	0	0	0	1	0	0	1	
	Team				2	2	4				1				
Totals		25-52	5-14	11-17	7	22	29	19	66	14	10	3	7	200	



Official Basketball Box Score -- Game Totals -- Final Statistics
Middle Tennessee vs South Alabama
 12/03/16 7:05 p.m. at Mitchell Center (Mobile, Ala.)



Middle Tennessee 67 • 8-1

#	Player	Total		3-Ptr		Rebounds		PF	TP	A	TO	Blk	Stl	Min
		FG-FGA	FG-FGA	FT-FTA	FT-FTA	Off	Def							
22	WILLIAMS, JaCorey	r	7-11	0-0	2-2	2	5	7	3	16	1	2	0	17
30	UPSHAW, Reggie	f	5-10	1-4	2-4	2	5	7	2	13	6	2	1	37
00	DIXON, Tyrik	g	0-1	0-0	1-2	0	2	2	1	1	3	3	0	21
11	SIMPSON, Edward	g	3-6	3-6	0-0	1	3	4	3	9	4	4	0	1
20	POTTS, Giddy	g	4-10	3-7	2-2	1	4	5	2	13	4	1	1	2
01	WALTERS, Brandon	g	4-6	0-0	0-0	2	4	6	5	8	0	2	0	1
02	JOHNSON, Antwain	g	0-3	0-1	0-0	0	0	0	1	0	0	1	0	0
04	HABERSHAM, Xavier	g	3-3	1-1	0-0	1	2	3	0	7	2	0	0	1
24	COPELAND, Quavius	g	0-0	0-0	0-1	0	0	0	1	0	0	0	0	2
25	GAMBLE, Karl	g	0-1	0-1	0-0	0	0	0	0	0	0	1	0	2
45	FOOTE, Aldonis	g	0-1	0-0	0-0	0	1	1	2	0	0	1	0	10
Team						1	0	1						
Totals			26-52	8-20	7-11	10	26	36	20	67	20	17	3	9

FG % 1st Half: 13-28 46.4% 2nd half: 13-24 54.2% Game: 26-52 50.0%
 3FG % 1st Half: 4-11 36.4% 2nd half: 4-9 44.4% Game: 8-20 40.0%
 FT % 1st Half: 1-5 20.0% 2nd half: 6-6 100.0% Game: 7-11 63.6%

South Alabama 55 • 6-2

#	Player	Total		3-Ptr		Rebounds		PF	TP	A	TO	Blk	Stl	Min
		FG-FGA	FG-FGA	FT-FTA	FT-FTA	Off	Def							
25	MuepKelly, Don	r	4-6	0-0	4-5	1	2	3	4	12	2	2	0	3
33	Ajayi, Josh	r	2-4	0-0	0-2	1	1	2	3	4	0	3	0	1
00	Calhoun, Shaq	g	2-5	1-2	0-0	1	1	2	2	5	0	1	0	2
01	Williams, Ken	g	3-11	2-8	4-4	0	3	3	12	2	5	0	1	33
05	Lee, Dederick	g	0-2	0-1	1-4	0	3	3	2	1	1	1	0	20
02	McGee, Herb	g	0-2	0-2	1-2	0	2	2	0	1	1	1	0	1
10	Boyannov, Georgi	g	3-5	0-1	5-5	0	2	2	1	11	1	1	0	31
20	Morris, Kevin	g	0-0	0-0	0-0	0	0	0	0	0	0	0	0	4
21	Davis, Nick	g	0-0	0-0	0-0	0	0	0	0	0	0	0	0	0
24	Stover, Nick	g	4-8	1-3	0-1	0	2	2	1	9	0	2	0	2
Team						1	0	1						
Totals			18-43	4-17	15-23	4	16	20	16	55	7	16	0	10

FG % 1st Half: 7-16 43.8% 2nd half: 11-27 40.7% Game: 18-43 41.9%
 3FG % 1st Half: 2-8 25.0% 2nd half: 2-9 22.2% Game: 4-17 23.5%
 FT % 1st Half: 8-13 61.5% 2nd half: 7-10 70.0% Game: 15-23 65.2%

Score by periods			1st	2nd	Total						
Middle Tennessee			31	36	67	Points	In	Off	2nd	Fast	Bench
South Alabama			24	31	55	MT	30	T/O	Chance	Break	
						USA	28	15	4	3	21

Last FG - MT 2nd-00:14, USA 2nd-00:23.
Largest lead - MT by 17 1st-06:41, USA by 5 1st-16:38.
MT led for 33:13. USA led for 04:47. Game was tied for 02:00.

Score tied - 1 time.
Lead changed - 4 times.

Last FG - MT 2nd-00:14, USA 2nd-00:23.
 Largest lead - MT by 17 1st-06:41, USA by 5 1st-16:38.
 MT led for 33:13. USA led for 04:47. Game was tied for 02:00.



Official Basketball Box Score -- Game Totals -- Final Statistics
Vanderbilt vs Middle Tennessee
 12/08/16 6:35 p.m. at Murfreesboro, Tenn.



Vanderbilt 48 • 5-5

#	Player	Total		3-Ptr		Rebounds		PF	TP	A	TO	Blk	Stl	Min
		FG-FGA	FG-FGA	FT-FTA	FT-FTA	Off	Def							
03	KORNET, Luke	r	3-13	0-2	2-2	2	3	5	1	8	1	1	1	0
11	ROBERSON, Jeff	r	4-12	1-5	2-5	1	7	8	1	11	0	3	0	1
01	WILLIS, Payton	g	0-1	0-1	2-2	0	2	2	1	2	2	1	0	0
05	FISHER-DAVIS, Matthe	g	4-13	3-7	2-2	0	3	3	1	13	1	4	0	1
13	LACHANCE, Riley	g	1-4	0-2	0-0	0	4	4	2	2	2	3	0	0
02	TOYE, Joe	g	1-2	1-1	0-0	0	1	1	0	3	3	1	0	0
12	BAPTISTE, Djery	g	0-0	0-0	0-0	0	0	0	0	0	0	0	0	0
15	BROWN, Clevon	g	3-4	0-0	0-0	1	3	4	1	6	1	0	1	0
24	CRESSLER, Nolan	g	1-4	0-1	1-2	0	2	2	3	3	1	0	0	1
Team						1	3	4						
Totals			17-53	5-19	9-13	5	28	33	10	48	9	13	2	3

FG % 1st Half: 9-28 32.1% 2nd half: 8-25 32.0% Game: 17-53 32.1%
 3FG % 1st Half: 4-13 30.8% 2nd half: 1-6 16.7% Game: 5-19 26.3%
 FT % 1st Half: 1-2 50.0% 2nd half: 8-11 72.7% Game: 9-13 69.2%

Middle Tennessee 71 • 9-1

#	Player	Total		3-Ptr		Rebounds		PF	TP	A	TO	Blk	Stl	Min
		FG-FGA	FG-FGA	FT-FTA	FT-FTA	Off	Def							
22	WILLIAMS, JaCorey	r	6-9	0-0	1-2	0	10	10	2	13	0	1	0	1
30	UPSHAW, Reggie	r	7-12	0-2	0-2	1	5	6	2	14	5	1	1	3
00	DIXON, Tyrik	g	1-4	0-1	0-0	1	5	6	1	2	2	3	0	1
11	SIMPSON, Edward	g	1-5	1-5	0-0	0	1	1	1	3	6	1	0	2
20	POTTS, Giddy	g	10-17	4-9	3-3	1	8	9	2	27	1	0	0	3
01	WALTERS, Brandon	g	1-4	0-0	0-0	1	1	2	1	2	1	0	1	0
02	JOHNSON, Antwain	g	0-4	0-3	3-4	1	1	2	0	3	0	0	0	0
04	HABERSHAM, Xavier	g	2-5	2-3	0-0	0	1	1	1	6	0	0	0	0
14	MILLER, Chase	g	0-0	0-0	0-0	0	0	0	0	0	0	0	1	0
24	COPELAND, Quavius	g	0-0	0-0	0-0	0	0	0	0	0	0	0	0	0
25	GAMBLE, Karl	g	0-1	0-1	1-2	0	0	0	2	1	0	0	0	0
45	FOOTE, Aldonis	g	0-0	0-0	0-0	0	0	0	2	0	0	0	0	0
Team						2	0	2						
Totals			28-61	7-24	8-13	7	32	39	14	71	15	6	3	10

FG % 1st Half: 12-29 41.4% 2nd half: 16-32 50.0% Game: 28-61 45.9%
 3FG % 1st Half: 4-13 30.8% 2nd half: 3-11 27.3% Game: 7-24 29.2%
 FT % 1st Half: 3-6 50.0% 2nd half: 5-7 71.4% Game: 8-13 61.5%

Score by periods	1st	2nd	Total	Points	In Paint	Off T/O	2nd Chance	Fast Break	Bench
Vanderbilt	23	25	48	VU	22	4	6	3	12
Middle Tennessee	31	40	71	MT	28	17	3	16	12

Last FG - VU 2nd-05:23, MT 2nd-01:52.
Largest lead - VU by 4 1st-16:01, MT by 26 2nd-06:51.
VU led for 04:39. MT led for 34:03. Game was tied for 01:18.

Score tied - 2 times.
Lead changed - 3 times.

Last FG - VU 2nd-05:23, MT 2nd-01:52.
 Largest lead - VU by 4 1st-16:01, MT by 26 2nd-06:51.
 VU led for 04:39. MT led for 34:03. Game was tied for 01:18.



Official Basketball Box Score -- Game Totals -- Final Statistics
Middle Tennessee vs Belmont
 12/14/16 7:00pm at Nashville, Tenn. (Curb Event Center)



Middle Tennessee 79 • 10-1

#	Player	Total		3-Ptr		Rebounds		PF	TP	A	TO	Blk	Stl	Min
		FG-FGA	FG-FGA	FT-FTA	FT-FTA	Off	Def							
22	WILLIAMS, JaCorey	r	8-17	0-0	2-2	2	9	11	1	18	5	1	1	2
30	UPSHAW, Reggie	f	8-13	1-4	4-5	3	3	6	0	21	2	0	1	3
00	DIXON, Tyrik	g	2-5	2-4	0-0	0	3	3	3	6	2	0	0	2
11	SIMPSON, Edward	g	1-3	1-2	0-0	0	1	1	1	3	6	0	0	0
20	POTTS, Giddy	g	4-7	3-4	6-6	0	2	2	3	17	0	1	0	0
01	WALTERS, Brandon	g	0-0	0-0	0-0	1	1	2	0	0	0	1	0	0
02	JOHNSON, Antwain	g	3-10	2-3	2-2	2	2	4	1	10	1	0	1	0
04	HABERSHAM, Xavier	g	1-3	0-2	0-0	0	1	1	1	2	1	0	0	1
24	COPELAND, Quavius	g	0-1	0-1	0-0	0	0	0	0	0	0	0	0	0
25	GAMBLE, Karl	g	0-0	0-0	0-2	0	0	0	0	0	0	0	0	0
45	FOOTE, Aldonis	g	1-1	0-0	0-0	0	1	1	2	2	0	1	1	0
Team						0	0	0						
Totals			28-60	9-20	14-17	8	23	31	12	79	17	5	4	8

FG % 1st Half: 11-30 36.7% 2nd half: 17-30 56.7% Game: 28-60 46.7%
 3FG % 1st Half: 3-10 30.0% 2nd half: 6-10 60.0% Game: 9-20 45.0%
 FT % 1st Half: 6-9 66.7% 2nd half: 8-8 100.0% Game: 14-17 82.4%

Belmont 66 • 4-4

41	BRADDS, Evan	f	9-16	1-1	2-2	3	13	16	0	21	3	1	0	0	37
01	HADDEN, Tyler	c	0-3	0-3	0-0	0	1	1	2	0	0	0	2	0	8
20	LUKE, Austin	g	3-9	2-6	2-2	0	3	3	3	10	5	9	0	1	32
00	BARNETTE, Taylor	g	5-12	4-9	0-0	1	0	1	1	14	2	1	0	0	37
02	SMITH, Nick		1-2	1-2	0-0	0	0	0	1	3	0	0	0	0	6
11	MCCLAIN, Kevin		0-0	0-0	2-2	0	0	0	0	2	1	1	0	0	4
21	SAMPSON, Burton		0-0	0-0	0-0	0	1	1	1	0	0	0	0	1	17
31	LESTER, Josh		0-1	0-1	0-0	0	1	1	1	2	0	0	0	0	6
32	EGEKEZE, Amanze		1-2	1-2	0-0	2	1	3	3	3	0	1	0	0	16
50	ADAMS, Seth		1-2	0-0	0-0	0	0	0	1	2	0	0	0	0	5
	TELESPERGER, Seth					0	0	0							
	Totals			24-54	12-29	6-6	7	25	32	14	66	15	13	2	200
	FG % 1st Half: 10-26		38.5%	2nd half: 14-28		50.0%	Game: 24-54		44.4%						Deadball Rebound
3FG	% 1st Half: 4-14		28.6%	2nd half: 8-15		53.3%	Game: 12-29		41.4%						
FT	% 1st Half: 4-4		100.0	2nd half: 2-2		100.0	Game: 6-6		100.0						



Official Basketball Box Score -- Game Totals -- Final Statistics
Georgia State vs Middle Tennessee
12/21/16 6:30 p.m. at Murfreesboro, Tenn.



Georgia State 64 • 7-4

#	Player	Total			3-Ptr			Rebounds			PF	TP	A	TO	Blk	Stl	Min
		FG-FGA	FG-FGA	FT-FTA	FG-FGA	FG-FGA	FT-FTA	Off	Def	Tot							
01	Hollowell, Jeremy	r	6-17	4-10	4-5	0	4	4	5	20	0	8	0	2	32		
23	Session, Jordan	f	1-2	0-0	0-0	0	1	1	0	2	0	0	1	0	22		
02	Benlevi, Malik	g	2-4	0-1	4-7	4	6	10	0	8	0	0	1	2	27		
04	Dennis, Isaiah	g	2-2	0-0	0-0	0	2	2	4	4	3	1	0	2	17		
20	Seymour, Justin	g	0-2	0-2	1-2	0	1	1	2	1	3	3	0	0	13		
10	Donaldson, Austin		2-4	0-1	0-0	0	0	0	3	4	1	0	0	1	19		
11	Williams, Isaiah		0-2	0-0	0-0	0	0	0	0	0	2	0	0	0	5		
15	Simonds, D'Marcus		1-3	0-0	1-2	1	0	1	3	3	2	2	2	2	21		
21	Clayton, Willie		2-4	0-0	0-1	1	8	9	2	4	1	1	0	0	15		
24	Mitchell, Devin		1-1	1-1	0-0	1	0	1	0	3	0	0	0	1	8		
30	Thomas, Jeff		5-5	5-5	0-0	0	1	1	0	15	1	2	1	1	21		
	Team					1	3	4									
	Totals		22-46	10-20	10-17	8	26	34	19	64	13	17	5	11	200		

FG % 1st Half: 11-27 40.7% 2nd half: 11-19 57.9% Game: 22-46 47.8% Deadball
3FG % 1st Half: 7-12 58.3% 2nd half: 3-8 37.5% Game: 10-20 50.0% Rebounds
FT % 1st Half: 4-5 80.0% 2nd half: 6-12 50.0% Game: 10-17 58.8% 2

Middle Tennessee 56 • 10-3

#	Player	Total			3-Ptr			Rebounds			PF	TP	A	TO	Blk	Stl	Min
		FG-FGA	FG-FGA	FT-FTA	FG-FGA	FG-FGA	FT-FTA	Off	Def	Tot							
22	WILLIAMS, JaCorey	r	3-10	0-3	3-4	0	5	5	2	9	4	1	0	0	33		
30	UPSHAW, Reggie	r	1-3	1-1	2-2	1	3	4	2	5	0	3	0	0	30		
00	DIXON, Tyrik	g	0-2	0-1	0-0	0	2	2	1	0	3	2	0	1	21		
11	SIMPSON, Edward	g	2-7	2-6	3-4	2	1	3	4	9	0	0	0	2	26		
20	POTTS, Giddy	g	8-20	2-11	1-3	0	6	6	4	19	0	4	1	6	34		
01	WALTERS, Brandon		0-1	0-0	0-0	1	0	1	0	0	1	1	0	0	5		
02	JOHNSON, Antwain		2-5	1-3	4-4	0	1	1	2	9	0	0	1	1	21		
04	HABERSHAM, Xavier		0-0	0-0	0-0	0	0	0	1	0	0	0	0	0	4		
24	COPELAND, Quavius		1-1	1-1	0-0	0	0	0	0	3	0	1	0	0	11		
25	GAMBLE, Karl		0-0	0-0	0-0	0	1	1	0	0	0	0	0	0	5		
45	FOOTE, Aldonis		1-2	0-0	0-1	3	0	3	0	2	1	0	0	0	10		
	Team					3	2	5									
	Totals		18-51	7-26	13-18	10	21	31	16	56	9	13	2	10	200		

FG % 1st Half: 9-22 40.9% 2nd half: 9-29 31.0% Game: 18-51 35.3% Deadball
3FG % 1st Half: 4-11 36.4% 2nd half: 3-15 20.0% Game: 7-26 26.9% Rebounds
FT % 1st Half: 3-7 42.9% 2nd half: 10-11 90.9% Game: 13-18 72.2% 2

Officials: Ray Natili, Todd Austin, Andrew Walton
Technical fouls: Georgia State-None. Middle Tennessee-None.
Attendance: 4502

Score by periods	1st	2nd	Total
Georgia State	33	31	64
Middle Tennessee	25	31	56

Points	In	Off	2nd	Fast	Bench
GSU	23	13	2	5	29
MT	18	21	10	8	14

Last FG - GSU 2nd-02:33, MT 2nd-00:57.
Largest lead - GSU by 14 2nd-03:26, MT by 3 1st-07:34.
GSU led for 35:01. MT led for 00:54. Game was tied for 04:05.
Score tied - 3 times.
Lead changed - 2 times.

MT vs UAB >> LAST MEETING



Official Basketball Box Score -- Game Totals -- Final Statistics



UAB vs Middle Tennessee

02/21/16 5:00 p.m. at Murfreesboro, TN

UAB 77 • 22-5, 12-2 C-USA

#	Player		Total		3-Ptr	Rebounds			PF	TP	A	TO	Blk	Stl	Min
			FG	FGA	FG	FTA	Off	Def							
03	COKLEY, Chris	f	3-6	0-0	2-2	1	3	4	0	8	4	1	1	0	25
34	LEE, William	f	6-7	2-2	0-0	2	5	7	1	14	0	2	2	0	34
00	BAXTER, Hakeem	g	2-3	0-0	2-2	1	3	4	1	6	1	1	0	0	31
02	NORTON, Nick	g	2-4	2-3	1-2	1	2	3	4	7	5	2	0	1	24
04	BROWN, Robert	g	5-9	0-2	5-7	0	2	2	1	15	0	0	1	3	28
01	WATTS, Denzell		0-2	0-1	0-0	0	1	1	1	0	1	1	0	1	12
11	WILLIAMS, Dirk		7-8	3-4	2-2	1	2	3	3	19	1	3	1	0	21
21	MEHINTI, Tosin		0-1	0-0	3-6	0	3	3	3	3	0	2	0	0	15
22	MADISON, Tyler		2-2	0-0	1-1	1	0	1	2	5	0	1	0	0	5
35	SULLIVAN, Lewis		0-2	0-0	0-0	0	1	1	2	0	0	0	0	0	5
Team						0	3	3							
Totals			27-44	7-12	16-22	7	25	32	18	77	12	13	5	5	200

FG % 1st Half: 11-21 52.4% 2nd half: 16-23 69.6% Game: 27-44 61.4%
 3FG % 1st Half: 2-4 50.0% 2nd half: 5-8 62.5% Game: 7-12 58.3%
 FT % 1st Half: 12-17 70.6% 2nd half: 4-5 80.0% Game: 16-22 72.7%

Deadball
Rebounds
4

Middle Tennessee 67 • 18-8, 10-4 C-USA

#	Player		Total		3-Ptr	Rebounds			PF	TP	A	TO	Blk	Stl	Min
			FG	FGA	FG	FTA	Off	Def							
00	Harris,Darnell	f	4-8	3-5	0-0	1	0	1	3	11	1	0	1	2	19
02	Buford,Perrin	f	3-8	0-0	0-0	1	0	1	2	6	3	1	0	0	26
30	Upshaw,Reggie	f	4-10	1-2	2-5	2	4	6	0	11	1	1	0	0	31
11	Simpson,Edward	g	1-3	0-2	0-0	0	1	1	2	2	1	0	0	1	24
20	Potts,Giddy	g	4-10	3-7	2-2	0	3	3	3	13	0	2	0	1	32
03	Phillips,Joshua		0-0	0-0	0-0	0	0	0	0	0	0	1	1	0	2
04	Habersham,Xavier		1-1	0-0	0-0	0	1	1	1	2	2	1	0	1	13
10	Raymond,Jaquawn		1-3	1-3	1-2	0	1	1	4	4	2	0	0	0	19
15	Foote,Aldonis		2-3	0-0	1-2	0	1	1	5	5	1	1	0	1	12
24	Copeland,Quavius		5-9	1-3	2-2	0	0	0	1	13	2	1	0	1	20
25	Gamble,Karl		0-0	0-0	0-0	0	1	1	0	0	0	0	0	0	2
Team						4	0	4				1			
Totals			25-55	9-22	8-13	8	12	20	21	67	13	9	2	7	200

FG % 1st Half: 10-24 41.7% 2nd half: 15-31 48.4% Game: 25-55 45.5%
 3FG % 1st Half: 4-10 40.0% 2nd half: 5-12 41.7% Game: 9-22 40.9%
 FT % 1st Half: 4-6 66.7% 2nd half: 4-7 57.1% Game: 8-13 61.5%

Deadball
Rebounds
2

Officials: Joe DeRosa, Ray Natili, Lee Cassell
 Technical fouls: UAB-None. Middle Tennessee-None.
 Attendance: 7822

Score by periods	1st	2nd	Total
UAB	36	41	77
Middle Tennessee	28	39	67

	In	Off	2nd	Fast	
Points	Paint	T/O	Chance	Break	Bench
UAB	32	10	12	4	27
MT	28	9	11	0	24

Last FG - UAB 2nd-02:25, MT 2nd-00:14.
 Largest lead - UAB by 18 2nd-13:02, MT by 1 1st-04:46.
 UAB led for 34:13. MT led for 00:32. Game was tied for 05:15.

Score tied - 6 times.
 Lead changed - 4 times.

2016-17 >> RADIO/TV ROSTER



Tyrik Dixon
FR ♦ G ♦ 6-1 ♦ 183
Bentonville, Ark.



Brandon Walters
R-JR ♦ F ♦ 6-10 ♦ 262
Chattanooga, Tenn.



Antwain Johnson
SO ♦ G ♦ 6-2 ♦ 194
Malone, Fla.



Xavier Habersham
R-SR ♦ G ♦ 6-6 ♦ 208
Dublin, Ga.



Ed Simpson
JR ♦ G ♦ 6-2 ♦ 195
Ocean Springs, Miss.



Chase Miller
R-FR ♦ G ♦ 6-0 ♦ 178
Dallas, Texas



Giddy Potts
JR ♦ G ♦ 6-2 ♦ 217
Athens, Ala.



JaCorey Williams
R-SR ♦ F ♦ 6-8 ♦ 220
Birmingham, Ala.



Quavius Copeland
JR ♦ G ♦ 6-1 ♦ 178
Greenville, S.C.



Karl Gamble
SO ♦ F ♦ 6-9 ♦ 228
Columbia, S.C.



Reggie Upshaw
SR ♦ F ♦ 6-8 ♦ 228
Chattanooga, Tenn.



Stephen Strachan
R-JR ♦ G ♦ 6-2 ♦ 200
Nassau, Bahamas



Davion Thomas
FR ♦ F ♦ 6-9 ♦ 208
Columbus, Ga.



Aldonis Foote
SR ♦ G/F ♦ 6-5 ♦ 213
Peoria, Ill.



Kermit Davis
Head Coach
15th Season
Mississippi State, 1982



Win Case
Assistant Coach
9th Season
Univ. of Sciences & Arts of
Oklahoma, 1986



Greg Gensing
Assistant Coach
6th Season
Southwest Texas State, 1979



Ronnie Hamilton
Assistant Coach
3rd Season
Duke, 2002



Jarrod Lazarus
Director of Operations
5th Season
Florida State, 2009